

Memphis FOOTBALL™

CINCINNATI BEARCATS (2-1, 0-0) VS MEMPHIS TIGERS (3-0, 0-0)
THURSDAY, SEPT. 24 ▸ 6:30 PM (CT) ▸ LIBERTY BOWL MEMORIAL STADIUM ▸ MEMPHIS, TENN. ▸ ESPN



CINCINNATI SUMMARY

2015 Overall Record..... 2-1
American Athletic Conference 0-1
Current Streak Won 1
Last Result Cincinnati 37, Miami (Ohio) 33
Head Coach Tommy Tuberville
Alma Mater Southern Arkansas, 1976
Cincinnati Record 20-9 • 3 Seasons
Career Record 150-86 • 19 Seasons

CINCINNATI 2015 SCHEDULE

Sept. 5	Alabama A&M	W, 52-10
Sept. 12	^Temple	L, 34-26
Sept. 19	at Miami (Ohio)	W, 37-33
Sept. 24	^at Memphis	7:30 p.m.
Oct. 1	Miami (Fla.)	7:30 p.m.
Oct. 16	at Brigham Young	7:00 p.m.
Oct. 24	^UConn	TBA
Oct. 31	^UCF	TBA
Nov. 7	^at Houston	TBA
Nov. 14	^Tulsa	TBA
Nov. 20	^USF	8:00 p.m.
Nov. 28	^at East Carolina	

^Denotes American Athletic Conference game.

CINCINNATI COMMUNICATIONS

Football Contact..... Ryan Koslen
Cell Number..... (513) 497-3132
Email Address..... ryan.koslen@uc.edu
Secondary Contact..... Cory Hall
Cell Number..... (515) 419-1755
Email Address..... cory.hall@uc.edu
Twitter @GoBearcats @GoBearcatsFB



MEMPHIS SUMMARY

2015 Overall Record..... 3-0
American Athletic Conference 0-0
Current Streak Won 10
Last Result Memphis 44, Bowling Green 41
Head Coach Justin Fuente
Alma Mater Murray State, 1999
Career Record 20-20 (.500) • 4 Seasons

MEMPHIS STORY LINES

- In his fourth season, UofM head coach **Justin Fuente** has turned around a program which was 5-31 in the three seasons prior to his arrival in 2012. — **Page 2**
- Memphis has run its current win streak to 10 games, the third-longest win streak in FBS Football. — **Page 4**
- The Tigers will be looking for back-to-back wins over Cincinnati in conference openers. — **Page 5**
- Among the Tigers' 10-game win streak is six straight road victories. Memphis is one of just two teams in NCAA FBS football to win multiple road games in 2015. — **Page 6**
- Paxton Lynch has set new career passing yardage marks in each of the Tigers' last two games. — **Page 7**
- Both Memphis and Cincinnati are solid on third down in 2015. — **Page 8**
- Memphis place-kicker **Jake Elliott** scored 14 points at Bowling Green to move up to sixth in career scoring at Memphis. — **Page 9**
- With a 52-yard field goal, Elliott has now made 7-of-11 field goals from 50+ yards. — **Page 9**
- Memphis' 2015 roster includes five players who have already earned bachelor's degrees. — **Page 11**
- This week's depth chart. — **Page 13**

FOLLOW THE GAME

TV: ESPN

Play-by-Play..... Joe Tessitore
Analyst Jesse Palmer
Analyst David Pollack
Sideline..... Kaylee Hartung
Follow: @JessePalmerABC @davidpollack47 @KayleeHartung

RADIO: MEMPHIS TIGERS NETWORK

Play-by-Play..... Dave Woloshin
Analyst Jarvis Greer
Sideline..... Matt Dillon
Flagship: AM 600 WREC Memphis
Affiliates: WJAK-AM 1460 Jackson, Tenn.
WJAK-FM 96.1 Jackson, Tenn.
WNQM-AM 1300 Nashville, Tenn.
Online: GoTigersGo.com All-Access

TWITTER: #GoTigersGo #RealMemphisFootball

Official Account..... @TigersAthletics
Updated News & In-Game Posts @TigersMedia
More Football-Centric Posts @MemphisFB

AGGREGATOR: SOCIAL MEDIA CONTENT

Facebook..... /MemphisTigers
Instagram @MemphisAthletics
YouTube..... /SIDMemphis

CONTACT US: ATHLETICS COMMUNICATIONS

Football Contact..... Ron Mears
Office Number..... (901) 678-2397
Mobile Number (832) 969-1310
Email Address..... rmears@memphis.edu
Secondary FB Contact..... Tammy DeGroff
Office Number..... (901) 678-5787
Mobile Number (901) 734-1504
Email Address..... tdegroff@memphis.edu
Multi-Media..... Gary Paczesny
Office Number..... (901) 678-4640
Mobile Number (574) 210-4962
Email Address..... gpaczesny@memphis.edu
Follow: @BigCat_Memphis @tdegroff @GaryPaczesny

MEMPHIS TIGERS SCHEDULE & RESULTS (3-0, 0-0)

Date	Opponent	Location	Stadium	Broadcast	Time/Result	Opponent Season Notes/vs. Memphis Notes
Sept. 5	Missouri State	Memphis, Tenn.	Liberty Bowl Memorial Stadium	ESPN3	W, 63-7	Memphis amassed 519 yds total offense; 6 RBs accounted for 317 rushing yds
Sept. 12	at Kansas	Lawrence, Kan.	Kivisto Field at Memorial Stadium	ESPN3	W, 55-23	Tigers' 651 total yards 2nd-most in school history; QB Lynch passed for 354 yds
Sept. 19	at Bowling Green	Bowling Green, Ohio	Doyt Perry Stadium	ESPN3	W, 44-41	Memphis gave up 579 yards but held BGSU to no first downs on final 3 series
Sept. 24	*Cincinnati	Memphis, Tenn.	Liberty Bowl Memorial Stadium	ESPN	6:30 p.m.	Memphis with third-most all-time plays in 2014 game, 94 for 610 yards
Oct. 2	*at USF	Tampa, Fla.	Raymond James Stadium	ESPN2	6:00 p.m.	Brandon Hayes rushed for 189 yards in 31-20 victory in 2014
Oct. 17	Ole Miss	Memphis, Tenn.	Liberty Bowl Memorial Stadium	-	-	No. 10 Rebels held Memphis to 104 yards of total offense in 2014
Oct. 23	*at Tulsa	Tulsa, Okla.	H.A. Chapman Stadium	ESPN	7:00 p.m.	Jake Elliott booted 4 field goals in the Tigers' 40-20 win in 2014
Oct. 31	*Tulane	Memphis, Tenn.	Liberty Bowl Memorial Stadium	-	-	Tigers with five take-aways including 2 INTS returned for TDS in 2014 UofM win
Nov. 7	*Navy	Memphis, Tenn.	Liberty Bowl Memorial Stadium	-	-	Ahead of Veteran's Day, Tigers host Navy for first time in school history
Nov. 14	*at Houston	Houston, Texas	TDECU Stadium	-	-	Five turnovers play into lone conference loss in 2014
Nov. 21	*at Temple	Philadelphia, Pa.	Lincoln Financial Field	-	-	Jake Elliott's 31-yard FG as time expired made Tigers bowl eligible in 2014
Nov. 28	*SMU	Memphis, Tenn.	Liberty Bowl Memorial Stadium	-	-	Memphis with 500+ yards of offense in 2014; held SMU to 251 yards

*Denotes American Athletic Conference game.

All game times listed are Central Time.



NOTING JUSTIN FUENTE

FUENTE AT A GLANCE

- **Born:** July 30, 1976 in Tulsa Okla.
- **Alma Mater:** Murray State, 1999
- **Playing Experience:**
Two-year letterman at QB at Oklahoma (1996-97)
Two-year letterman at QB at Murray State (1998-99)
- **Wife:** Jenny
- **Daughters:** Cecilia, Caroline & Charlotte

COACHING EXPERIENCE

- 2012-** Head Coach, University of Memphis
- 2009-11** Co-Offensive Coord./QBs, TCU
- 2007-08** Assistant Coach/RBs, TCU
- 2004-06** Offensive Coord./QBs, Illinois State
- 2001-03** Assistant Coach/QBs, Illinois State

MORE MISSIVES

- In June of 2015, *Athlon* ranked Justin Fuente No. 1 of 20 coaches under 40 ahead of the release of its pre-season publication.
- Fuente is one of just seven FBS head coaches who are under 40. Fuente, who turned 39 on July 30, ranks as the seventh-youngest coach in FBS. The only younger coaches are Western Michigan's PJ Fleck (34), Troy's Neal Brown (35), Toledo's Matt Campbell (35), Texas Tech's Kliff Kingsbury (36), Boise State's Brian Harsin (38) and USF's Willie Taggart (39).
- In August 2014, *CBSSports.com* ranked every FBS college football coach by playing career. Fuente, who was the OVC Player of the Year in 1999 as a senior at Murray State, ranked No. 18 on the list. Fuente was a starting quarterback at Oklahoma before transferring to Murray State for his final two collegiate seasons. He set 11 school records while playing for the Racers.

MEMPHIS COACH JUSTIN FUENTE

With confetti swirling, the University of Memphis football program savored an American Athletic Conference championship to close out the 2014 regular season. Weeks later, the Tigers were back on a podium and celebrating another championship as Memphis defeated BYU 55-48 in double overtime to win the inaugural Miami Beach Bowl.

Memphis' first conference title in more than 40 years, along with the come-from-behind bowl victory, are certainly mile markers on the road the Tigers are traveling under Justin Fuente who is his fourth season as head coach in 2015.

Unquestionably, the Tigers have made momentous strides in Fuente's first three seasons. He inherited a program which had won just five combined games (2009-11) in the three years prior to his arrival.

When he was named the University's 23rd head football coach on Dec. 8, 2011, Fuente was not only charged with rebuilding Memphis' football program, but simultaneously having oversight in the program's step up in competition. In his second year, the Tigers began play in the American Athletic Conference.

The year following the transition to The American, Memphis celebrated a conference title inside Liberty Bowl Memorial Stadium. And the Tigers celebrated again in Miami as the team won for the 10th time during the season, equaling a school record for victories that was established in 1938.

Fuente's efforts in building the Memphis program did not go unnoticed. The Football Writers Association of America, in conjunction with the Allstate Sugar Bowl, named him one of eight finalists for the 2014 Eddie Robinson Award. He was also named the American Athletic Conference's 2014 Coach of the Year, a unanimous choice by his peers. The Tennessee Sports Writers Association recognized Fuente as its

College Football Coach of the Year.

Fuente's team also received a number of honors from the conference as Tank Jakes shared the league's Co-Defensive Player of the Year and Jake Elliott was named the Special Teams Player of the Year. The Tigers had six players named to the league's first team – offensive lineman Al Bond, tight end Alan Cross, defensive lineman Martin Ifedi and cornerback Bobby McCain along with Elliott and Jakes. An additional four players received second team honors.

In two years as the Tigers' starting quarterback Paxton Lynch, a member of Fuente's original signing class, has become only the third Memphis player to pass for over 5,000 yards in a career. The 35 touchdowns he was responsible for in 2014 shattered the previous school season record of 26.

Offensively, Memphis scored 471 points in 2014, shattering the old school record of 430 points set in 2004. Defensively, Memphis allowed just 19.5 points per game, which ranked 11th in FBS Football.

With a seven-game winning streak to conclude the 2014 season, Memphis ended the year with the fourth-longest win streak in FBS Football. Only national champion Ohio State, as well as New Year's Six Bowl winners Boise State and TCU, ended the year with longer win streaks.

Memphis closed out the 2014 season ranked in the top-25 of both the AP and *USA Today/Amway* Coaches Polls, a first for the program.

The University of Memphis' seven-win gain from 2013 to 2014 was the third-best improvement for FBS Football programs in 2014. The improvement also represented the ninth-best improvement ever by an FBS team. Going from one league win to seven, the Tigers had a six-win improvement in league play alone.



^{PB}Darrell Dickey
Asst. HC/Co-OC
Running Backs



Galen Scott
Defensive Coord.
Linebackers



^{PB}Brad Cornelsen
Co-Offensive Coord.
Quarterbacks



^{PB}Brent Guy
Safeties



Ricky Hunley
Defensive Line



Troy Reffett
Cornerbacks



James Shibest
Special Teams
Tight Ends



Vance Vice
Offensive Line



Holmon Wiggins
Wide Receivers

^{PB} Denotes Located in Press Box on Game Day



Fuente's team continues to be built on four pillars – 1) Academic Integrity, 2) Social Responsibility, 3) Individual Accountability and 4) Competitive Excellence.

Going into the 2014 season, Memphis Football had recorded the highest grade point average in program history. The Tigers' 2014 roster included four college graduates and that total jumped to 12 degree-holding players who played in the 2014 Miami Beach Bowl. Another eight student-athletes earned their diplomas from the University of Memphis following the 2014 fall semester.

Senior linebacker Charles Harris was named to the Capital One Academic All-District 3 NCAA Division I Football Team to highlight the program's academic accomplishments.

Much of the groundwork for the University of Memphis program's current success was attained during Fuente's first two seasons as the Tigers' head coach.

Fuente knew the challenges the program would face when the team began play in The American. In his second season as head coach, the Tigers finished in the bottom half of the league standings in the new conference. It was well apparent the program was headed in the right direction.

In 2013, Memphis faced the third-toughest schedule among American Athletic Conference programs while playing seven opponents who advanced to bowl games. Games lost to bowl-bound opponents were decided by just eight points per game.

Memphis Football continued to make major strides in Year Two under Fuente.

Defensively, the Tigers were ranked No. 39 in total defense (370.7 ypg allowed) and No. 12 against the run (116.3 ypg allowed). Offensively, Paxton Lynch passed for over 2,000 yards, becoming just the second rookie in program history to do so. It was just the 10th time overall a quarterback has passed for over 2,000 yards in a season.

Memphis' special teams featured Ray Guy Award winner Tom Hornsey, who won the award annually presented to collegiate football's top punter, and Elliott, who was a semifinalist for the Lou Groza Award, which is presented to the nation's top place kicker.

Memphis had three players named to the All-American Athletic Conference Team – Elliott, Hornsey and Ifedi.

In Fuente's first season in 2012, the Tigers posted their best finish since 2008 and won more conference games than the previous three seasons combined. But Memphis' then new head coach began building the foundation months prior to his rookie season.

One of the first items Fuente put in place upon

being named the head football coach at the University of Memphis was "The Tiger Code." The code consists of three elements – 1) Fundamentally Sound, 2) Physically Fit and 3) Mentally Tough.

In addition to instilling the Tiger Code and installing a new off-season conditioning program, Fuente selected 10 student-athletes to form his first leadership council. The group best exemplified being student-athletes and living by the Tiger Code. During Fuente's first season, the group of leaders served as a conduit between the coaching staff and the team.

While breeding a new culture within the program, Fuente shared his vision for Memphis Football as a speaker for a variety of civic groups while also making the rounds on television morning shows and the area's talk radio circuit. He and his staff conducted the school's first Women's Clinic in an effort to educate female fans as well as building the program's fan base.

Fuente previously served five seasons on Gary Patterson's staff at TCU from 2007-11. Fuente joined the TCU football coaching staff in February of 2007 as running backs coach and was promoted to co-offensive coordinator in February of 2009. As part of his promotion, he moved to coaching the Horned Frogs quarterbacks.

A native of Tulsa, Okla., the dynamic play-caller helped guide TCU's program to consecutive BCS bowl game appearances with a 2011 Rose Bowl victory over No. 5-ranked Wisconsin that followed an appearance in the 2010 Fiesta Bowl. From 2008-10, TCU was the only program in the country that finished in the top-10 in both the Associated Press and USA Today polls all three campaigns.

In Fuente's three seasons as offensive coordinator, TCU set single-season school records for touchdowns, points scored and first downs, while also ranking among the nation's most productive offensive units. From 2009-11, the Horned Frogs won 36 of 39 contests, including a 24-game win streak in the Mountain West Conference (MWC).

Fuente made the move to TCU after spending six seasons as quarterbacks coach at Illinois State. His final three years saw him double as the Redbirds' offensive coordinator.

As a college quarterback, Fuente played two seasons (1996-97) at Oklahoma under then-Sooners offensive coordinator Dick Winder. Fuente set an Oklahoma freshman record with 11 touchdown passes. He transferred to Murray State for his final two years of eligibility and set 11 school records including passing yards and total offense in a game and season.

Fuente and his wife, Jenny, have three daughters, Cecilia, Caroline and Charlotte.

FUENTE YEAR-BY-YEAR

2012 MEMPHIS RESULTS

Sept. 1	UT Martin	L, 20-17
Sept. 8	at Arkansas State	L, 33-28
Sept. 15	Middle Tennessee	L, 48-30
Sept. 22	at Duke	L, 38-14
Oct. 6	Rice	W, 14-10
Oct. 13	at East Carolina	L, 41-7
Oct. 20	UCF	L, 35-17
Oct. 27	at SMU	L, 44-13
Nov. 3	at Marshall	L, 38-28
Nov. 10	Tulane	W, 37-23
Nov. 17	at UAB	W, 46-9
Nov. 24	Southern Miss	W, 42-24

2013 MEMPHIS RESULTS

Sept. 7	Duke	L, 28-14
Sept. 14	at Middle Tennessee	L, 17-15
Sept. 21	Arkansas State	W, 31-7
Oct. 5	UCF	L, 24-17
Oct. 12	at Houston	L, 25-15
Oct. 19	SMU	L, 34-29
Oct. 30	Cincinnati	L, 34-21
Nov. 9	UT Martin	W, 21-6
Nov. 16	at USF	W, 23-10
Nov. 23	at #21 Louisville	L, 24-17
Nov. 30	Temple	L, 41-21
Dec. 7	at Connecticut	L, 45-10

2014 MEMPHIS RESULTS

Aug. 30	Austin Peay	W, 63-0
Sept. 6	at #11 UCLA	L, 42-35
Sept. 20	Middle Tennessee	W, 36-17
Sept. 27	at #10 Ole Miss	L, 24-3
Oct. 4	at Cincinnati	W, 41-14
Oct. 11	Houston	L, 28-24
Oct. 25	at SMU	W, 48-10
Oct. 31	Tulsa	W, 40-20
Nov. 7	at Temple	W, 16-13
Nov. 15	at Tulane	W, 38-7
Nov. 22	USF	W, 31-20
Nov. 29	UConn	W, 41-10
Dec. 22	^vs BYU	W, 55-48 ^{20t}

^{20t}Denotes Miami Beach Bowl

TRACKING THE TIGERS IN 2015

Opponent	Game Time (CT)	Game Length	Attend.	Halftime Score	Final	Coin Toss	Kickoff/Receive	Memphis 1st Poss.	Opp 1st Poss.	Game Pants	Game Jerseys	Helmet
vs Missouri State	6:04 p.m.	3:02	41,730	42-0	63-0	Won	Kickoff	TD Pass	Fumble	Gray	Blue	Blue/Chrome Leaping Tiger
at Kansas	6:06 p.m.	3:20	37,798	24-13	55-23	Won	Kickoff	Fumble	Punt	White	White	Blue/Chrome M & Number
at Bowling Green	2:08 p.m.	3:37	21,178	17-27	44-41	Won	Kickoff	Punt	TD Pass	Gray	White	Blue/Chrome M & Number
vs Cincinnati	6:32 p.m.	-	-	-	-	-	-	-	-	-	-	-
at USF	6:00 p.m.	-	-	-	-	-	-	-	-	-	-	-
vs Ole Miss	-	-	-	-	-	-	-	-	-	-	-	-
at Tulsa	7:00 p.m.	-	-	-	-	-	-	-	-	-	-	-
vs Tulane	-	-	-	-	-	-	-	-	-	-	-	-
vs Navy	-	-	-	-	-	-	-	-	-	-	-	-
at Houston	-	-	-	-	-	-	-	-	-	-	-	-
at Temple	-	-	-	-	-	-	-	-	-	-	-	-
vs SMU	-	-	-	-	-	-	-	-	-	-	-	-



CINCINNATI VS MEMPHIS STATISTICAL COMPARISON

2015 NCAA TEAM RANKINGS

Statistic	CINCINNATI		MEMPHIS	
	Rk	Avg	Rk	Avg
Rushing Offense	24	236.0	14	251.0
Passing Offense	13	343.3	20	319.3
Completion Pct.	71	0.600	1	0.784
Pass Efficiency	71	132.55	2	199.85
Scoring Offense	32	38.3	5	54.0
Total Offense	7	579.3	8	570.3
Rushing Defense	24	236.0	35	116.0
Pass Yards Allowed	21	152.3	84	238.3
Scoring Defense	79	25.7	64	23.7
Total Defense	41	330.0	55	354.3
Net Punting	62	37.44	14	42.00
Punt Returns	98	4.33	48	11.50
Kickoff Returns	41	24.64	74	20.67
Turnover Margin	127	-2.67	61	0.00
Team Sacks	95	1.33	25	2.67

128 FBS Teams Ranked in 2015.

CINCINNATI BEARCATS (2-1)

Team Statistics	Cincinnati	Opponent
Points/Game	38.3	25.7
First Downs/Game	33.7	14.7
Rushing Yards/Game	235.3	177.7
Passing Comp-Att-Int	78-130-6	37-80-2
Passing Yards/Game	343.3	152.3
Total Offense/Game	578.7	330.0
Fumbles-Lost	7-5	4-1
Penalties-Yards	20-185	26-230
Time of Possession/Game	32:46	27:14
Third Down Conversions	23/41	11/44
Third-Down Pct.	.561	.250
Fourth Down Conversions	1/1	3/5
Fourth-Down Pct.	1.000	.600
Red Zone Scores	16/20	10/11
Red Zone Pct.	.800	.909

MEMPHIS TIGERS (2-0)

Team Statistics	Memphis	Opponent
Points/Game	54.0	23.7
First Downs/Game	29.7	19.0
Rushing Yards/Game	251.0	116.0
Passing Comp-Att-Int	69-88-0	61-108-0
Passing Yards/Game	319.3	238.3
Total Offense/Game	570.3	354.3
Fumbles-Lost	3-3	8-3
Penalties-Yards	23-228	22-218
Time of Possession/Game	32:59	27:01
Third Down Conversions	23/43	17/49
Third-Down Pct.	.535	.347
Fourth Down Conversions	4/4	1/3
Fourth-Down Pct.	1.000	.333
Red Zone Scores	19/19	7/8
Red Zone Pct.	1.000	.875

LEADERSHIP COUNCIL

On the eve of opening preseason camp and the start of preparations for the 2015 season, University of Memphis head coach Justin Fuente announced his Leadership Council for the year.

The 2015 council consists of 23 players including 12 seniors. The balance of the group is made up of seven juniors along with four sophomores. Most played a role in last year's American Athletic Conference championship season and the Tigers' win over BYU in the inaugural Miami Beach Bowl.

All 23 players were on the depth chart heading into the Tigers' season opener.

2015 LEADERSHIP COUNCIL

Reggis Ball, Senior Defensive Back
Latarius Brady, Junior Defensive End
Sam Craft, Junior Running Back
Alan Cross, Senior Tight End
Jackson Dillon, Junior Linebacker
Jake Elliott, Junior Place-Kicker
Taylor Fallin, Senior Offensive Lineman
Mose Frazier, Senior Wide Receiver
Ricky Hunter, Senior Defensive End
Gabe Kuhn, Sophomore Offensive Lineman
Paxton Lynch, Junior Quarterback
Ryan Mack, Senior Offensive Lineman
Phil Mayhue, Sophomore Wide Receiver
Wynton McManis, Senior Linebacker
Dontrell Nelson, Junior Defensive Back
Leonard Pegues, Senior Linebacker
Donald Pennington, Junior Defensive Lineman
Micah Simmons, Senior Offensive Lineman
Jason Stewart, Senior Quarterback
Ernest Suttles, Sophomore Defensive End
DaShaughn Terry, Sophomore Defensive Back
Tyler Uzelton, Senior Offensive Lineman
Dion Witty, Senior Defensive Back

WIN STREAKS 2015

1.	Ohio State	16 games
2.	TCU	11 games
3.	Memphis	10 games
4.	Western Michigan	8 games
5.	Michigan State	7 games
6.	Navy	6 games

AT FIVE HUNDRED

- ▶ After beginning his career with a 4-8 season (2012) and a 3-9 mark (2013), **Justin Fuente's** career winning percentage climbed to .500 with the victory at Bowling Green.
- ▶ Fuente's career record is now 20-20, including 13-3 over the last two seasons.

UNDER 40 IN YEAR FOUR

- ▶ In his fourth season as the head coach of the Tigers, Memphis' **Justin Fuente** remains ranked among the youngest coaches in NCAA FBS Football. Fuente ranks seventh on the list.
- ▶ Fuente turned 39 on July 30.
- ▶ Four coaches from the American Athletic Conference rank among the top-10 in terms of youngest in age.
- ▶ USF's Willie Taggart ranks just ahead of Fuente on the list at No. 6.
- ▶ American Athletic Conference coaches Matt Ruhle (Temple) and Tom Herman (Houston), rank No. 8 and No. 9.

STAFF PROMOTIONS AND ADDITIONS

- ▶ Head coach **Justin Fuente** made several promotions and added two new coaching staff members during the off-season.
- ▶ **Galen Scott**, the Tigers' linebackers coach under Fuente, was named the Tigers' defensive coordinator ahead of the 2015 season. Scott previously served as co-defensive coordinator under former Memphis coach Larry Porter in 2011.
- ▶ Scott previously worked with Fuente at Illinois State (2002-06) and remained on at Memphis following Fuente's hire in December, 2011.
- ▶ Joining the Memphis coaching staff for 2015 are safeties coach **Brent Guy** and cornerbacks coach **Troy Reffett**.
- ▶ **Darrell Dickey**, who has been the Tigers' offensive coordinator the previous three years, was promoted to assistant head coach.
- ▶ Dickey continues to serve as co-offensive coordinator along with quarterbacks coach **Brad Cornelsen** who received additional responsibilities in being named co-offensive coordinator as well.

UNPRECEDENTED HEAD COACHING & COORDINATOR EXPERIENCE

- ▶ The Memphis staff includes four coaches with experience as head coaches at the NCAA FBS level.
- ▶ In addition to **Justin Fuente**, who enters his fourth season at Memphis, coaching staff member **Darrell Dickey** was the head coach at North Texas (1998-2006) while **Brent Guy** was the head coach at Utah State (2005-08).
- ▶ Last month, Fuente announced the addition of consultant **Bill Blankenship**, who was the head coach at Tulsa (2011-14).
- ▶ Defensively, Memphis has three coaches on staff with experience as NCAA FBS defensive coordinators.
- ▶ In addition to **Galen Scott**, who assumes the DC role for the Tigers in 2015, Guy has served as defensive coordinator at Boise State (1998-2000), Arizona State (2001-04), Louisville (2009) and Tulsa (2011-14). **Troy Reffett** was the defensive coordinator at UTEP (2002-03), New Mexico (2008) and Louisiana-Monroe (2009-14).
- ▶ In addition to three defensive coaches with experience as coordinators, defensive line coach **Ricky Hunley** has served as an associate head coach at Missouri (1998-2000) and coached in the NFL.

SIGNIFICANT STREAK TO BEGIN 2015

- ▶ Memphis currently has the third-longest winning streak in NCAA FBS football. The Tigers have won their last 10 games, dating back to the final seven games of the 2014 season.
- ▶ Heading into this week, only Ohio State (16 games) and TCU (11 games) have longer win streaks than the Tigers.
- ▶ Memphis' current win streak equals a streak over the 1960 and 1961 seasons when the Tigers also won 10 straight (Four wins to end 1960 and six victories to begin 1961).
- ▶ During a four-year stretch (1960-63) under coach Billy Murphy, Memphis posted a combined 33-5-1 record (.868).
- ▶ The only other 10-game winning streak for Memphis came during the 1938 season when the Tigers posted the school's lone undefeated, untied season, going 10-0.



WHAT IS AT STAKE

- ▶ Last year's 41-14 win at Cincinnati helped ignite Memphis Football's drive to a 10-win season and the school's first conference championship since 1971.
- ▶ Cincinnati is the overwhelming favorite to win the American Athletic Conference championship, according to the league's preseason media poll. UC received 22 points in the poll. Memphis was second with five points.
- ▶ Cincinnati was also the media's choice to win the American Athletic Conference's East Division as the league moves to two, six-team divisions for 2015. Memphis edged Houston as the media's pick to win The American's West Division.
- ▶ With a 34-26 conference-opening loss to Temple earlier this month, a second league defeat tonight would be a major setback for Cincinnati.
- ▶ Cincinnati has won at least nine games seven times in the last eight years. The Bearcats were 9-4 in 2014.
- ▶ Cincinnati shared the league title with UCF and Memphis a year ago as all three teams went 7-1.

SERIES BREAKDOWN

- ▶ Memphis owns a 19-13 lead in its series with Cincinnati. The Tigers are 12-5 against UC in games played in Liberty Bowl Memorial Stadium
- ▶ Prior to last year's 41-14 Tiger win at Paul Brown Stadium in Cincinnati, the Bearcats had won five of the previous six games played in the series.
- ▶ Memphis and Cincinnati played every season from 1969-1976 (8 years) and 1992-2004 (13 years). The series resumed in 2013 after a nine-year hiatus.
- ▶ UC beat Memphis 34-21 on Oct. 30, 2013 in the last game of the series played in the Liberty Bowl.

THE 2014 MEMPHIS/CINCINNATI GAME

- ▶ QB **Paxton Lynch** passed for a career-high 311 yards and two touchdowns, and ran for two more scores in the 41-14 American Athletic Conference victory.
- ▶ Lynch directed an offense that amassed 610 total yards. At the time, it was the third-most yards in a single game in school history.
- ▶ In addition to Lynch's passing numbers, the Tigers had 299 yards on the ground.
Sam Craft made his first career start at running back and carried the ball 38 times for 170 yards and a touchdown. His 38 carries was a top-five performance by a Tiger.
- ▶ Defensively, **Tank Jakes** had 10 tackles including three for loss and a pair of quarterback sacks.
- ▶ Looking at the final outcome, it is hard to believe how it started. On the first play from scrimmage, Cincinnati quarterback Gunner Kiel hooked up with Mekale McCay for an 80-yard touchdown pass, putting the Bearcats up 7-0 just 17 seconds into the game.
- ▶ After Cincinnati scored on its first possession, Memphis would score 27 unanswered points and led 27-7 at halftime.
- ▶ Memphis would close the game with a 20-play, 76-yard drive that consumed the final 12:55.
- ▶ The UofM offense ran 94 plays and held the ball for 40:55. The Tigers held possession in the fourth quarter for all but 40 seconds.

MEMPHIS IN CONFERENCE OPENERS

- ▶ Memphis is 13-26 (.333) in conference openers.
- ▶ The 2015 season marks the program's third year as a member of the American Athletic Conference. The UofM was previously a member of Conference USA (1996-2012).
- ▶ The Tigers have not won conference openers in back-to-back years since 1999-2000
- ▶ Memphis defeated UAB 38-14 in Birmingham in the Tigers' 1999 Conference USA opener then won at West Point, defeating Army 26-16 in the 2000 league opener.

3-0 TIGERS

- ▶ Memphis' 3-0 start in 2015 marks just the eighth time the Tigers have begun play at 3-0, joining 1927 (5-3-1), 1928 (5-3-2), 1933 (7-1-1), 1938 (10-0), 1961 (8-2), 1973 (8-3) and 2004 (8-4).
- ▶ The 1928, 1933, 1938, 1961 team began the year at least 4-0
- ▶ In addition, the 1929 team went 8-0-2 with ties in Game 2 and 8, while the 1963 squad went 9-0-1 with a 0-0 tie against No. 3 Ole Miss the second week of the year.

NOTING WS

- ▶ The 2014 season marked just the sixth time a Memphis team won nine games – 1938 (10-0), 1949 (9-1), 1950 (9-2), 1963 (9-0-1), 2003 (9-4) and 2014 (10-3).
- ▶ Prior to 2014, the last time Memphis won nine games was 2003. The last time the Tigers won nine regular-season games was 1963.
- ▶ Memphis' seven conference wins in its second season as a member of the American Athletic Conference in 2014 set a program record.
- ▶ The previous high-water mark for league victories came in 2007, when the Tigers were 6-2 in Conference USA play.

THE AMERICAN™

2015 CONFERENCE STANDINGS

East Division	American	Overall	Streak
Temple	1-0 1.000	3-0 1.000	Won 4
UConn	0-0 .000	2-1 .667	Lost 1
USF	0-0 .000	1-2 .333	Lost 2
UCF	0-0 .000	0-3 .000	Lost 4
Cincinnati	0-1 .000	2-1 .667	Won 1
ECU	0-1 .000	1-2 .333	Lost 2

West Division	American	Overall	Streak
Navy	1-0 1.000	2-0 1.000	Won 6
Memphis	0-0 .000	3-0 1.000	Won 10
Houston	0-0 .000	2-0 1.000	Won 3
Tulsa	0-0 .000	2-1 .667	Lost 1
SMU	0-0 .000	1-2 .333	Lost 1
Tulane	0-0 .000	1-2 .333	Won 1

2015 UPCOMING SCHEDULE & RESULTS

SEPTEMBER 19

Missouri 9, UConn 6
 Maryland 35, USF 17
 Oklahoma 52, Tulsa 38
 Memphis 44, Bowling Green 41
 Temple 25, Massachusetts 23
 Cincinnati 37, Miami (Ohio) 33
 Navy 45, East Carolina 21
 Furman 16, UCF 15
 TCU 56, SMU 37
 Tulane 38, Maine 7

SEPTEMBER 24

Cincinnati at Memphis	ESPN	6:30 p.m.
-----------------------	------	-----------

SEPTEMBER 26

UCF at South Carolina	ESPNU	11:00 a.m.
Navy at UConn	CBSSN	11:00 a.m.
Virginia Tech at East Carolina	ABC	2:30 p.m.
James Madison at SMU	ESPN3	6:00 p.m.
Texas State at Houston	ESPN3	7:00 p.m.

OCTOBER 1

Miami (Fla.) at Cincinnati	ESPN2	6:30 p.m.
----------------------------	-------	-----------

OCTOBER 2

Memphis at USF	ESPN2	6:00 p.m.
Temple at Charlotte	CBSSN	6:00 p.m.
Miami (Fla.) at Cincinnati	ESPN	6:30 p.m.

OCTOBER 3

Air Force at Navy	CBSSN	2:30 p.m.
UCF at Tulane	ESPNNews	11:0 a.m.
Houston at Tulsa	CBSSN	11:00 a.m.
East Carolina at SMU	ESPNNews	3:00 p.m.

OCTOBER 8

SMU at Houston	ESPN2	7:00 p.m.
----------------	-------	-----------

OCTOBER 10

UConn at UCF	
Tulane at Temple	
East Carolina at Brigham Young	
Navy at Notre Dame	NBC
Syracuse at USF	
Louisiana-Monroe at Tulsa	

OCTOBER 16

Cincinnati at Brigham Young	ESPN	7:00 p.m.
Houston at Tulane	ESPNU	8:00 p.m.



TIGER TRENDS

	Fuente	2015
Home	11-9	1-0
Road	8-11	2-0
Neutral	1-0	0-0
Grass	3-3	0-0
Artificial Turf	17-17	3-0
Won Coin Toss	9-10	3-0
Lost Coin Toss	11-10	0-0
Memphis' Record When ...		
Leading after the 1st quarter	13-6	1-0
Trailing after the 1st quarter	6-13	1-0
Tied after the 1st quarter	1-1	1-0
Leading at halftime	16-3	2-0
Trailing at halftime	3-15	1-0
Tied at Halftime	1-2	0-0
Leading after 3rd quarter	19-1	2-0
Trailing after 3rd quarter	0-17	0-0
Tied after 3rd quarter	1-2	1-0
Leading with less than 2:00 to play	18-1	3-0
Trailing with less than 2:00 to play	1-18	0-0
Tied with less than 2:00 to play	1-1	0-0
Scores first	11-7	1-0
Opponent scores first	9-13	2-0
Scores 20+ points	18-9	3-0
Opponent scores 20+ points	5-18	2-0
Holds opponent to 20 points or less	15-2	1-0
Game is decided by 3 points or less	2-2	1-0
Game is decided by 10 points or less	4-9	1-0
Memphis Record With ...		
Less than 150 yards rushing	2-16	0-0
150+ yards rushing	16-4	3-0
200+ yards passing	8-9	2-0
300+ yards passing	4-2	1-0
300+ yards total offense	16-11	3-0
400+ yards total offense	11-2	3-0
500+ yards total offense	7-0	3-0
70+ total plays	11-10	3-0
80+ total plays	8-3	2-0
Memphis' Record When Allowing		
Less than 150 yards rushing	16-11	2-0
150+ yards rushing	4-9	1-0
200+ yards passing	5-15	0-0
300+ yards passing	3-9	0-0
300+ yards total offense	9-18	2-0
400+ yards total offense	3-10	1-0
500+ yards total offense	1-5	1-0
70+ total plays	9-13	2-0
80+ total plays	5-5	1-0
Memphis Record When ...		
Committing fewer turnovers	10-6	1-0
Committing more turnovers	4-11	1-0
Turnovers are the same	6-3	1-0
Having fewer penalty yards	10-6	2-0
Having more penalty yards	10-14	1-0
Leading time of possession	20-8	2-0
Trailing time of possession	8-12	1-0
Memphis' High & Low Water Marks ...		
Largest halftime lead	+42	+42
Largest halftime deficit	-28	-10
Highest number of plays	97	81
Lowest number of plays	48	79
Opponent highest number of plays	98	84
Opponent lowest number of plays	50	55
Warmest Game Temperature	94°	94°
Coldest Game Temperature	38°	66°
Memphis Record For ..		
Day Games	10-10	1-0
Night Games (5 p.m. kickoff or later)	10-10	2-0
Games with temperature 40s or below	3-3	0-0
Games with temperatures in 50s	2-3	0-0
Games with temperatures in 60s	7-3	1-0
Games with temperatures in 70s	5-5	1-0
Games with temperatures in 80s	2-3	0-0
Games with temperatures in 90s	1-3	1-0

VICTORIES AGAINST THE POWER FIVE

- ▶ With its win at Kansas, Memphis defeated a school from a Power 5 conference for the first time since a 20-13 win at Ole Miss to start the 2004.
- ▶ The victory snapped a 19-game losing streak to P5 schools including 10 straight on the road.
- ▶ The 55 points were the most in a win over a Power 5 conference team since 1998 when the Bowl Championship Series was formed.

ROAD GLADIATORS

- ▶ The American Athletic Conference is the only league to have teams which have already won two road games thus far this season.
- ▶ Temple won its league opener at Cincinnati (34-26) and is coming off a 25-23 win at Massachusetts.
- ▶ Memphis 3-0 record to start the season includes back-to-back road wins at Kansas (55-23) and Bowling Green (44-41).
- ▶ Memphis has won its last six games played on the road dating back to a 48-10 win at SMU on Oct. 25, 2014
- ▶ Including a 55-48, double-overtime win over BYU in the inaugural Miami Beach Bowl played at Marlins Park, the Tigers have won seven straight games played away from the Liberty Bowl.
- ▶ The Kansas and Bowling Green victories represent the first non-conference road wins since a 20-13 win at Ole Miss (Sept. 4, 2004) to open the 2004 season. Memphis had lost 15 straight non-conference games played on the road.

63 TO START

- ▶ The nine touchdowns scored against Missouri State in the 2015 season opener – five rushing, three passing and one return – tied for fourth-most in school history.
- ▶ Through the Bowling Green game, Memphis has now scored 30+ points in its last seven games and 40+ points in its last five.
- ▶ Memphis has the third-longest active streak of games scoring 30+ points, behind Michigan State (11), Baylor (8) and tied with Alabama at seven. The Tigers lead the nation consecutive 40+ scoring games.
- ▶ The Tigers closed out 2014 with back-to-back home wins over USF (31-20) and UConn (41-10) before beating BYU in the Miami Beach Bowl (55-48).

471 IN 2014

- ▶ Memphis scored a single-season record 471 points during the 2014 season.
- ▶ With 55 points scored in the Miami Beach Bowl, the Tigers shattered the old school mark of 430 points set in 2004.
- ▶ In comparison, the 2013 team scored 234 points. Memphis scored 279 points alone in American Athletic Conference games last year.

MORE ON SCORING NUMBERS

- ▶ Memphis began the 2014 season by scoring 30+ points in three straight games, and for the year, scored 30+ points 10 times in 2014.
- ▶ The only other time Memphis scored 30+ points nine or more times came in 2004.
- ▶ Since 2000, Memphis has scored 40+ points 15 times in conference games.
- ▶ The 2014 Tigers accomplished the 40+ feat four times in conference play – 41 points at Cincinnati; 48 points at SMU; 40 points against Tulsa; 41 points against UConn.
- ▶ The 48 points scored at SMU to begin the Tigers' current 10-game win streak are the most by a Memphis team in an American game and the most in a conference game since a 56-49 loss to No. 14 Louisville on Nov. 4, 2004.
- ▶ The 63-point tally against Austin Peay last year, and matched in this year's opener against Missouri State, marked the most by a Tiger team since the 1969 squad beat Louisville and its rookie head coach Lee Corso 69-19 in the final game of the season.

SCORING SURGE TO START 2015

- ▶ Memphis has scored 162 points through the first three games of the 2015 season. That total is more than any other three consecutive football games in a given season. The previous mark of 156 points was set during the 1972 season.
- ▶ Memphis ranks fifth nationally in scoring this week, averaging 54 points per game.
- ▶ Memphis began the season with a 63-7 win over Missouri State. The Tigers went on the road to beat Kansas 55-23 and Bowling Green 44-41.
- ▶ Already, the 162 points scored this season would rank fourth all-time for total points in four consecutive games played.
- ▶ Memphis scored 173 points in the first four games of the 1950 season en route to a 9-2 record.
- ▶ Memphis scored 172 points in the first four games of the 1961 season as the Tigers went 8-2. The 1951 team scored 166 points during a four-game stretch during the year.

SCORING LEADERS

- ▶ Through three games, Memphis has had 10 different players score.
- ▶ Junior PK **Jake Elliott** leads Memphis and is the American Athletic Conference co-leader in scoring with 36 points in three games.
- ▶ Elliott's 12.0 points per game ranks 13th nationally.
- ▶ Sophomore RB **Dorland Dorceus** has scored in every game this season and has four touchdowns through three games.





- Senior WR **Mose Frazier** and junior RB **Sam Craft** have both scored by rushing and receiving and have three touchdowns through three games.
- RB **Jarvis Cooper** has also scored three times this season.

LYNCH IN 2015

- QB **Paxton Lynch** has begun 2015 by completing 59-of-77 passes for 818 yards and six touchdowns.
- The junior signal caller's 76.6 completion percentage ranks fourth in NCAA FBS football.
- Through three games, Lynch has a 191.6 pass efficiency ratio which also ranks fourth nationally.
- Lynch's 818 passing yards ranks 27th; his 272.7 passing yards per game ranks 31st; his 13.86 yards per completion ranks 20th. He also ranks 24th in passing touchdowns with six.
- Lynch's 10.62 yards per pass through three games ranks fifth among NCAA FBS quarterbacks.

CONSECUTIVE CAREER GAMES

- Paxton Lynch has now passed for career yardage the last two weeks.
- Against Kansas he passed for 354 yards, completing 22-of-25 passes (.880). He had touchdown passes of six and three yards to cap drives of 80 and 75 yards. The 354 passing yards at Kansas now ranks as the 12th best all-time passing performance by a UofM quarterback.
- Last week at Bowling Green, Lynch completed 29-of-40 passes for 386 yards and three touchdowns in the Tigers' 44-41 come-from-behind victory.
- Lynch has now posted six career, 300-yard passing games.

MORE ON LYNCH'S PERFORMANCE AT BOWLING GREEN

- Paxton Lynch's 386 passing yards at Bowling Green ranks fourth all-time at Memphis.
- Lynch and the Memphis offense answered BGSU's 62-yard touchdown pass which gave the Falcons a 41-34 lead with 14:13 to play with a 48-yard touchdown strike to Tevin Jones. The score came on a double reverse flea-flicker as WR Roderick Proctor took a pitch from RB Sam Craft who flipped the ball back to Lynch who found a wide-open Jones sprinting toward the end zone.
- In the third quarter, Lynch and the Tigers answered a 94-yard touchdown pass by BGSU with a 60-yard screen pass to Craft for a touchdown.
- Earlier in the third quarter, Lynch threw a 32-yard pass to Jones on fourth-and-one from the BGSU 41 to sustain a touchdown drive which tied the game at 27.

AND THE 2015 DEBUT

- Against Missouri State, Lynch's day was done against Missouri State late in the first half. He had pass completions of 32 and 12 yards to WR **Roderick Proctor** during a seven-play, 67-yard drive that put the Tigers up 42-0 with 2:32 to play in the first half. The series was Lynch's last.
- For the game, Lynch completed 8-of-12 passes for 78 yards and a touchdown.

ADDING UP

- QB **Paxton Lynch** has now started 28 straight games for the Tigers, completing 521-of-839 passes (62.1 completion percentage) for 5,905 yards. He has thrown 37 touchdown passes and scored 52 total TDs (15 rushing).
- During the Bowling Green game, Lynch passed **Martin Hankins** (2006-07) for No. 2 on the all-time passing chart. Hankins had 5,770 yards passing yards during his career.
- Lynch's 37 touchdown passes also ranks third. Hankins had 43 passing TDs in his career to rank second all-time.
- Lynch ranks third in all-time touchdowns responsible for at Memphis with 52. With three more touchdown passes or TD runs, he will tie **DeAngelo Williams** for second on the Memphis career list.
- In last year's inaugural Miami Beach Bowl, Lynch was responsible for seven touchdowns, tying an NCAA bowl game record. He was named the game's Most Valuable Player.

LYNCH'S CHART ASSAULT

MEMPHIS CAREER PASSING YARDS

Rk	Player	Years	Yards
1	Danny Wimprine	2001-04	10,215
2	Paxton Lynch	2013-	5,905
3	Martin Hankins	2006-07	5,770
4	Danny Sparkman	1983-85	4,311
5	Lloyd Patterson	1975-78	4,201
6	Steve Mathews	1992-93	3,980
7	Benard Oden	1995-97	2,686
8	Will Hudgens	2005-09	2,681
9	Tim Jones	1986-89	2,668
10	Neil Suber	1998-01	2,646

MEMPHIS CAREER PASSING TOUCHDOWNS

Rk	Player	Years	TDs
1	Danny Wimprine	2001-04	81
2	Martin Hankins	2006-07	43
3	Paxton Lynch	2013-	37
4	Steve Mathews	1992-93	31
5	Lloyd Patterson	1975-78	30
6	Danny Sparkman	1983-85	27
7	James Earl Wright	1959-61	26
8	Billy Fletcher	1963-65	21

MEMPHIS CAREER TDs RESPONSIBLE FOR

Rk	Player	Years	TDs
1	Danny Wimprine	2001-04	92
2	DeAngelo Williams	2002-05	55
3	Paxton Lynch	2013-	52
4	Lloyd Patterson	1975-78	45
5	Martin Hankins	2006-07	43
6	James Earl Wright	1959-61	40
7	Dave Casinelli	1960-63	34
8	Steve Mathews	1992-93	32
9	Billy Fletcher	1963-65	31

MEMPHIS CAREER PASS ATTEMPTS

Rk	Player	Years	Att
1	Danny Wimprine	2001-04	1,469
2	Paxton Lynch	2013-	839
3	Martin Hankins	2006-07	805
4	Danny Sparkman	1983-85	662
5	Lloyd Patterson	1975-78	560

MEMPHIS CAREER PASS COMPLETIONS

Rk	Player	Years	Comp
1	Danny Wimprine	2001-04	808
2	Paxton Lynch	2013-	521
3	Martin Hankins	2006-07	487
4	Steve Mathews	1992-93	341
5	Danny Sparkman	1983-85	328

2015 NCAA RULE CHANGES

Since 2011, the National Football Foundation has partnered with Rogers Redding, the national coordinator of College Football Officiating (CFO), to help generate awareness for the rule changes in college football through a series of regular columns distributed by the NFF. The CFO functions as the national professional organization for all football officials who work games at the collegiate level.

Here are the major rule changes for 2015 as summarized by Redding.

Crew of Eight Officials

For about thirty years the rules have allowed as many as seven officials on the field. Based on an approved experiment by the Big 12 Conference, the rules now allow for eight officials. The eighth official, the center judge (with the letter "C" on the uniform), is positioned in the offensive backfield opposite the referee.

Non-Standard Overbuilt Facemasks Are Illegal

This is a facemask characterized by greater weight and closer spacing between the bars. Use of the facemask is a safety issue as opponents can easily get their fingers caught in the tight space. The NFL outlawed this facemask a few years ago.

Illegal Equipment

Player is Out for One Play: Up until now, if the officials noticed that a player was wearing illegal equipment, the team was charged one of its three timeouts. The new rule is that the player must leave the game for at least one play and may not return until the equipment is made legal. His team may burn a timeout to keep him from missing a down, but the equipment must be corrected before he is allowed to play.

Pregame Warm-Ups

Teams Guaranteed Access to the Field: By the new rule, the teams are now guaranteed that they may remain on the field for pregame warm-ups until at least 22 minutes before the opening kickoff. The committee was concerned that teams were being forced to leave the field early because of other pregame activities, and thus were having to spend too much time in the locker room before the kickoff. The new rule may be suspended for a given game by prior mutual agreement of the teams.

Resetting the Play Clock When the Ball is Not Ready for Play

When the play clock begins its count from 40 seconds, on rare occasions the officials will have difficulty getting a new ball from the sidelines. In such a case after some period of time, the referee will stop the game clock and signal for the play clock to be reset to 25 seconds. In previous years, this was done after 20 seconds had elapsed. This has been changed to 15 seconds, to prevent too much time from running off the clock. This happens very seldom, but there must be a rule to deal with it.

Helmet off Defensive Player

Play Clock Set to 40 Seconds: When a player's helmet comes off, the game clock is stopped, and the player must leave the game for one play. In past years, the play clock has been set to 25 seconds. Last year, however, there were a few situations near the end of a half where this happened with more than 25 seconds on the game clock; this forces the offense to have to snap the ball one more time when they were trying to run out the clock. So now the play clock is set to 40 seconds when a defensive player loses his helmet, and still to 25 seconds when it is a player on offense. This is also consistent with the rule for stopping the game due to an injured player.

Pushing or Pulling an Opponent off the Pile

Unsportsmanlike Conduct: Player safety continues to be a major emphasis of the rules committee. This new rule addresses player action at the end of a fumble play, for example, when several players are scuffling for the ball in a pile. Starting in 2015, if a player forcibly pulls or pushes an opponent off the pile, he is to be charged with unsportsmanlike conduct. Here's why this is important: if a player is flagged for unsportsmanlike conduct twice in the game, he is automatically disqualified after the second offense. The committee believes this will be a major deterrent to this kind of action, which can lead to more trouble and potential injury.

Sideline Warning Returns

An important point of emphasis for the rules committee and the officials is keeping the sidelines clean. This means that players and coaches are not allowed in the restricted area—the space between the sidelines and the coaches' box and team area. For a long time, the first infraction led to a sideline warning, with no yardage penalty. After a few years the rule was changed to assess a five-yard penalty for the first offense. Now, we are returning to the warning for the first infraction. No yardage penalty will result until the second offense.

Instant Replay

Blocking During an On-Side Kick May Be Reviewed: One of the important rules about kickoffs is that the kicking team is not allowed to touch the ball until it has gone ten yards, unless a receiver touches the ball first. After it has gone ten yards, either team may get the ball. A rule that is not so well known is that the kicking team may not block until they are eligible to touch the ball. The instant replay official (IRO) has always been able to review whether the kick is touched. Starting in 2015, the IRO may also review whether the kicking team blocks before being eligible to touch the ball; if they do, it is a foul. The rules committee feels that because of the enormous potential for the kicking team to get possession of the ball as the result of blocking too early, the IRO should be able to review this play and possibly "create a foul" from the replay booth.

PRESEASON RECOGNITION

- ▶ Memphis QB **Paxton Lynch** leads a group of players who received preseason accolades over the summer months. Lynch is on the watch lists for the Maxwell Award, honoring America's College Player of the Year, and the 2015 Davey O'Brien National Quarterback Award.
- ▶ Lynch is also on watch lists for the Walter Camp Foundation's 2015 Player of the Year Award, and the Manning Award, sponsored by the Allstate Sugar Bowl.
- ▶ TE **Alan Cross** is on the John Mackey Award Watch List, honoring the most outstanding collegiate tight end.
- ▶ OL **Gabe Kuhn** is on the Watch List for the Remington Trophy, annually presented to the Most Outstanding Center in NCAA FBS Football.
- ▶ OL **Taylor Fallin** is on the watch list for the Rotary Lombardi Award, given annually to the nation's most outstanding down lineman or linebacker.
- ▶ LB **Wynton McManis** is on the Wuerffel Trophy watch list as well as a nominee for the 2015 Allstate AFCA Good Works Team.

RB Six Pack

- ▶ Memphis used a total of six running backs in the Tigers' 63-7 win over Missouri State. The group combined to help Memphis tally 317 rushing yards against the Bears.
- ▶ Memphis notched better than 300 rushing yards for the first time since gaining 303 yards against Austin Peay in last year's season opener.
- ▶ **Sam Craft** has started all three games at running back for the Tigers. He finished the opener with 81 yards and for the year now has 137 yards.
- ▶ **Jarvis Cooper** had a bruising 102 yards to set a new career mark and scored two touchdowns in the season-opening victory over the Bears. Through three games, Cooper is the Tigers' leading rusher with 174 yards and three touchdowns.
- ▶ Sophomore **Dorland Dorceus**, who suffered a season-ending injury against Ole Miss in the fourth game of the 2014 season, was awarded a medical red-shirt last year. For the season he has carried the ball for 143 yards and has scored in every game.
- ▶ Dorceus' four touchdowns on the year leads the Tigers.
- ▶ True freshman **Jamarius Henderson** ran for 81 yards against Missouri State and scored the Tigers' final touchdown on a fourth-quarter, six-yard run with 4:42 to play. Henderson has played in two games and has 150 yards.
- ▶ Also seeing action in the Missouri State win were running backs **Tearris Wallace** and **Darius Lee**.

CLOSE TO A RECORD NIGHT IN LAWRENCE

- ▶ Memphis' 651 yards of total offense in the Kansas game ranks as the second-most for a single game in school history.
- ▶ Memphis had 370 passing yards and 281 rushing yards.
- ▶ The school mark for most yardage in a game was 659 total yards in a 69-19 rout of rival Louisville in 1969.
- ▶ The yardage tally against Kansas came on 79 total plays.
- ▶ Memphis averaged 8.2 yards per play against the Jayhawks.

CONVERTING ON THIRD AND FOURTH DOWN

- ▶ Both Memphis and Cincinnati have been efficient at moving the chains on third and fourth down through three games this season.
- ▶ Cincinnati ranks fourth nationally in third-down conversions, moving the chains on 56.1 percent of its third-down plays. The Bearcats are 23-of-41 on third down in 2015.
- ▶ Memphis ranks seventh nationally in third-down conversions at 53.5 percent. The Tigers are 23-of-43 on third down this season.
- ▶ Both teams have converted all their fourth-down plays this season. Memphis is 4-for-4 while Cincinnati converted on its lone fourth-down play.
- ▶ Against Bowling Green, Memphis was 3-for-3 on fourth down plays. Taking into account the third-down plays in the game, Memphis moved the chains 12-of-20 times (.600) in four-down, 10-yard segments during the game.

A FULL GAME OF EXPERIENCE

- ▶ Junior **Christopher Roberson** and red-shirt freshman Trevon Tate made their first career starts on the offensive line at the tackle positions for the Tigers at Bowling Green.
- ▶ Roberson was one of three offensive linemen to play all 90 offensive snaps in the win.
- ▶ Tate played 39 snaps in his first career start for the Tigers.
- ▶ Sophomore defensive end **Christian Johnson** also made his first career start in the Tigers' win. He had two tackles including his first career sack in the win at Bowling Green.



ALL-CONFERENCE KICKER X TWO

- PK **Jake Elliott** was named the American Athletic Conference's Special Teams Player of the Year as well as selected to the league's all-conference first-team for a second straight year at the conclusion of the 2014 season.
- For 2014, Elliott converted on 21-32 field goals during the year. Of his 11 misses, eight were from 45+ yards.
- Elliott also made all 57 of his PATs, a school record. With five PATs against UConn in the Tigers' regular season finale, Elliott moved past **Stephen Gostkowski** to break a school mark. Gostkowski kicked 48 PATs in 2004.
- Elliott scored 120 points in 2014. It was just the seventh time a Memphis player has scored 100+ points in a season.

GAME WINNER

- Junior **Jake Elliott** booted what proved to be the game-winning field goal with 7:35 to play, drilling a 29-yard kick, to give the Tigers a 44-41 lead at Bowling Green.
- Elliott converted on all three field goal attempts including a 52-yarder that got the game back to a one-possession contest early in the third quarter.
- Elliott has now made 7-of-11 career field goals of 50+ yards. He has converted all 102 PATs of his career.
- With a 14-point game against Bowling Green, Elliott has now scored 228 career points to moved sixth on the Memphis scoring list.
- Against Bowling Green, six of his nine kickoffs went for touchbacks while two were returned from inside the five for just 18 combined yards.

ELLIOTT'S PERFORMANCE AT KANSAS

- After Kansas returned a kickoff back the previous week for a 91-yard touchdown return, **Jake Elliott** held the Jayhawks in check by booting eight of 10 kickoffs for touchbacks. His other two kickoffs were returned from the one and out of the end zone and resulted in returns only to the KU 19 and 20.
- In addition to kickoff chores, Elliott booted field goals of 27 and 32 yards and was 7-for-7 on PATs.

CAREER NUMBERS FOR ELLIOTT

- With 13 points scored against Kansas followed by a 14-point day at Bowling Green, **Jake Elliott** has now notched 11 career double-digit scoring games.
 - For the year, Elliott is 5-for-5 on field goals and has made all 21 PATs for 36 combined points.
 - Elliott has landed 22 of 29 kicks in opponents' end zones for touchbacks. Opponents are averaging just 15.0 yards per return.
 - For his career, Elliott has booted 94 kickoffs for touchbacks (166 total kickoffs in two-plus seasons).
 - Elliott has now scored seven points or more in 10 straight games, mirroring the Tigers' current 10-game win streak.
 - Elliott's 42 career field goals rank sixth all-time at Memphis. He will move into the top-five for field goals made at Memphis with four more field goals.
- Elliott's 102 consecutive PATs is the most by a Memphis place-kicker and he currently owns the fifth-longest streak in NCAA FBS football.

DUAL PUNTERS

- Memphis identified two punters throughout the 2014 season – then, red-shirt freshman **Spencer Smith** and true freshman **Nick Jacobs**.
- Smith handled punts in all 13 games last year, averaging 40.3 yards on 58 punts. He placed 18 inside opponents' 20-yard line.
- Through three games, Smith is averaging 48.0 yards per punt as a sophomore. Five of his nine punts this season have been 50+ yards and he also has placed five punts inside opponents' 20.

KICKING NUMBERS

MEMPHIS CAREER POINTS SCORED

Rk	Player	Years	Points
1	Stephen Gostkowski	2002-05	369
2	DeAngelo Williams	2002-05	362
3	Joe Allison	1990-93	262
4	Matt Reagan	2006-09	260
5	Ryan White	1998-01	248
6	Jake Elliott	2013-	228
7	Dave Casinelli	1960-63	218
8	John Butler	1986-89	214
9	Jay McCoy	1968-70	171
10	Don Glosson	1983-85	168

MEMPHIS CAREER FIELD GOALS MADE

Rk	Player	Years	FGs
1	Stephen Gostkowski	2002-05	70
2	Joe Allison	1990-93	51
3	Ryan White	1998-01	49
4	John Butler	1986-89	48
5	Matt Reagan	2006-09	46
6	Jake Elliott	2013-	42
7	Don Glosson	1983-85	34
8	Rusty Bennett	1977-80	30

MEMPHIS LONGEST FIELD GOALS MADE

Rk	Player	Year	FG
1	Jake Elliott v USF	2013	56
2	Jake Elliott v BYU	2014	54
3	Jake Elliott v Tulsa	2014	53
	Stephen Gostkowski v Marshall	2005	53
4	Jake Elliott v Bowling Green	2015	52
	Jake Elliott v SMU	2013	52
	Ryan White v Cincinnati	1998	52
	Luis Tejada v Ole Miss	1994	52
	Don Glosson v Florida State	1985	52
9	Jake Elliott v Tulsa	2014	51
	Paulo Henriques v UAB	2012	51
	Stephen Gostkowski v East Carolina	2005	51
	Joe Allison v Ole Miss	1992	51
	Joe Allison v Arkansas	1992	51
	Don Glosson v Georgia	1984	51
	Thomas Ingles v Ole Miss	1982	51

NCAA CURRENT CONSECUTIVE PAT STREAKS

Rk	Player, School	PATs
1	Robert Aguayo, Florida State	163
2	Ross Martin, Duke	122
3	Cody Clark, Middle Tennessee	113
4	Elliott Fry, South Carolina	104
5	Jake Elliott, Memphis	102

NATIONAL POLLS

AP TOP 25

1	Ohio State (42)	3-0	1490
2	Michigan State (7)	3-0	1415
3	Ole Miss (11)	3-0	1345
	TCU	3-0	1345
5	Baylor	2-0	1213
6	Notre Dame	3-0	1183
7	Georgia	3-0	1162
8	LSU (1)	2-0	1088
9	UCLA	3-0	981
10	Florida State	3-0	953
11	Clemson	3-0	903
12	Alabama	2-1	882
13	Oregon	2-1	855
14	Texas A&M	3-0	798
15	Oklahoma	3-0	782
16	Arizona	3-0	488
17	Northwestern	3-0	469
18	Utah	3-0	439
19	USC	2-1	367
20	Georgia Tech	2-1	352
21	Stanford	2-1	288
22	Wisconsin	2-1	174
	BYU	2-1	174
24	Oklahoma State	3-0	149
25	Missouri	3-0	135

Others receiving votes: Mississippi State 52, West Virginia 48, Tennessee 45, California 38, Toledo 36, Arizona State 25, Houston 22, Texas Tech 20, Auburn 20, Temple 20, Boise State 17, Miami (Fla.) 13, Iowa 10, Kansas State 8, Florida 7, NC State 5, Virginia Tech 4, Minnesota 4, **Memphis 1**.

AMWAY COACHES POLL

1	Ohio State	3-0	1594
2	TCU	3-0	1482
3	Michigan State (3)	3-0	1477
4	Baylor	2-0	1364
5	Ole Miss	3-0	1292
6	Georgia	3-0	1262
7	Florida State	3-0	1119
8	Notre Dame	3-0	1109
9	LSU	2-0	1085
10	Clemson	3-0	1022
11	UCLA	3-0	968
12	Alabama	2-1	883
13	Oregon	2-1	855
14	Oklahoma	3-0	790
15	Texas A&M	3-0	745
16	Arizona	3-0	605
17	Utah	3-0	501
18	USC	2-1	461
19	Northwestern	3-0	347
20	Georgia Tech	2-1	338
21	Wisconsin	2-1	274
22	Oklahoma State	3-0	242
23	Missouri	3-0	234
24	Stanford	2-1	133
25	Auburn	2-1	79

Others receiving votes: West Virginia 75, BYU 74, Miami (Fla.) 58, Tennessee 49, Kansas State 47, Mississippi State 46, Texas Tech 36, Arizona State 31, Florida 24, California 20, NC State 15, Temple 15, Iowa 13, **Memphis 8**, Boise State 8, Minnesota 6, Virginia Tech 4, Houston 4, Northern Illinois 3, Toledo 2, Boston College 1.

AND THE OTHER PUNTER

- ▶ **Nick Jacobs** had just a 33.2 punting average in 2014, but all 16 of his punts have been downed inside opponents' 20-yard line.
- ▶ The Aussie's first punt of 2015 came at Kansas where he had a 47-yard boot land in the end zone for his first touchback. Memphis gunner **DaShawn Terry** came close to pushing the ball back out of the end zone but couldn't tap the ball back in play before his momentum carried him into the end one.
- ▶ Jacobs' only other playing time came last week at Bowling Green. He ran for 11 yards for a first down.

PUNT RETURNS FOR SCORES

- ▶ **Roderick Proctor** became the first return man to take a punt back for a touchdown since Oct. 16, 2004 when **Darron White** returned a punt 60 yards early in the first quarter of the Tulane game. Proctor's 63-yard return to cap a 28-point first-quarter for the Tigers ended a stretch of 129 games without a return man taking a punt back for a touchdown.
- ▶ In addition to three punt returns for 84 yards, Proctor caught three passes for 51 yards in the Missouri State win.
- ▶ For his efforts, Proctor was named the American Athletic Conference's Special Teams Player of the Week. Through two games, Proctor has returned seven punts for 97 yards, a 13.9 yards per return average.
- ▶ Officially however, the Tigers have gone 34 games without a punt returned for a score.
- ▶ **Tevin Jones** was credited with a punt return touchdown in the second game of the 2012 season when he pounced on the ball in the end zone after a blocked punt at Arkansas State.

KOR TD: IT'S BEEN AWHILE

- ▶ Memphis has currently gone 219 straight games without returning a kickoff for a touchdown. The streak is the longest in FBS football.
- ▶ The Tigers' last return of a kickoff for a score came on Nov. 9, 1996, against Tennessee when **Kevin Cobb** returned a kickoff 95 yards to tie the game at 14-14. The play earned Cobb an ESPN ESPY.
- ▶ **Joe Craig** appeared to break that drought in 2013 when he took a kick from the three, headed to the near sideline and up the field to the end zone in the final minutes of the UCF game. A holding call nullified the return.
- ▶ In 2012, **Bobby McCain** almost broke the streak at Duke. McCain had a 95-yard return to the Duke five in the second quarter of the game.
- ▶ McCain set a school single-game record with the highest kickoff return average (43.7 yards per return) against Duke.

THREE YEARS OF DEFENSIVE IMPROVEMENT

- ▶ Prior to the arrival of **Justin Fuente** Memphis ranked 117th out of 120 FBS teams in total defense (491.00 ypg) and 105th in scoring defense (35.08 ppg) in 2011. The Tigers' 299.42 yards allowed passing during the 2011 season ranked 120th.
- ▶ In 2014, Memphis ranked 27th in total defense (348.5 ypg) and 11th in scoring defense (19.5 ppg). The Tigers allowed 228.0 passing yards per game (62nd) and 121.5 rushing yards (19th).
- ▶ Memphis' defense averaged 5.76 three-and-outs last season. Among teams responding to an NCAA statistical survey, the Tigers ranked fourth.
- ▶ Of Memphis opponents' 191 offensive series in 2014, 75 ended without a first down (39.2 percent).

AND THE DEFENSE TO BEGIN 2015

- ▶ Memphis' defense held Missouri State to 125 yards in the opener.
- ▶ Missouri State managed just 18 net rushing yards and 107 yards passing. The Bears were held to just nine yards rushing in each half.
- ▶ The game marked the first time since last year's season opener against Austin Peay that the Tigers held an opponent to under 200 yards (146 last year against the Governors).
- ▶ Memphis held an opponent to under 50 rushing yards for the first time since the Houston game in 2013 (38).
- ▶ Through three games, Memphis is allowing 354.3 yards per game of total offense which ranks 55th nationally. The Tigers' defense is currently ranked 84th against the pass (238.3 ypg) and 35th against the pass (116 ypg).

THREE STOPS

- ▶ Through just over three quarters of play at Bowling Green, Memphis' defense gave up 562 yards of offense. BGSU's scoring drives included three of 90+ yards.
- ▶ Memphis' defense locked down Bowling Green's high-flying offense on the Falcons' final three series. BGSU failed to make a first down over its final three offensive series, picking up just 17 yards over its final 10 offensive plays.
- ▶ Bowling Green quarterback Matt Johnson, the previous week's Davey O'Brien Award Player of the Week, finished the day completing 22-of-44 passes for 443 yards and four touchdowns. Over the last three BGSU offensive series, Johnson was 2-for-6 for two yards.
- ▶ Chauncey Lanier had two pass breakups, Chris Morley had one and so did Arthur Maulet, whose third pass breakup of the game secured the victory.
- ▶ On Bowling Green's final offense series, defensive end **Christian Johnson**, who made his first career start, put the Falcons in a second-and-16 with a quarterback sack on first down. LB **Shareef White** then stopped Travis Green for a five-yard loss on a second-down receptions.

DEFENSIVE LEADER

- Prior to the 2015 season, Memphis junior DAWG LB **Jackson Dillon** had a career game in the Tigers' Miami Beach Bowl victory over BYU to cap 2014.
- The bowl game certainly provided a forum to introduce the Tigers' defender to a national television audience.
- Against BYU, Dillon had 11 tackles, including eight solo stops. Among Dillon's tackles were three tackles for lost yards (-24 yards) and two quarterback sacks.
- For 2015, Dillon has 14 tackles to lead the Tigers' defense.

TIGERS IN OVERTIME GAMES

- Memphis has been involved in seven overtime games (2-5).
- The Tigers ended the 2014 season with the first overtime game in five seasons, defeating BYU 55-48 in double overtime at the Miami Beach Bowl.
- The previous overtime game came in the 2009 season finale at Tulsa. The Golden Hurricane defeated the Tigers 33-30 on Nov. 27, 2009.
- Prior to the Tulsa game, Memphis' previous overtime game was against SMU and was decided in three overtime periods, 55-52.
- Memphis has played a total of three, multi-overtime affairs. The Tigers played a three-overtime game against Houston on Oct. 31, 2000. The Cougars won that game 33-30.

MEMPHIS' OVERTIME GAMES

- Oct. 31, 2000 vs. Houston (L, 33-30/3 ot) ► Nov. 11, 2000 vs. Cincinnati (L, 13-10) ► Sept. 24, 2005 at Tulsa (L, 37-31)
- Nov. 18, 2006 vs. Houston (L, 23-20) ► Nov. 24, 2007 vs. SMU (W, 55-52/3 ot) ► Nov. 27, 2009 at Tulsa (L, 33-30)
- Dec. 22, 2014 vs. BYU (W, 55-48/2ot)

SENIOR CLASS

- Memphis' 2015 roster includes 15 seniors – DBs **Reggis Ball** and **Dion Witty**, LBs **Wynton McManis** and **Leonard Pegues**, DE **Ricky Hunter**, OLs **Taylor Fallin**, **Ryan Mack**, **Micah Simmons** and **Tyler Uselton**, TE **Alan Cross**, WRs **Isaiah Farris**, **Mose Frazier** and **Tevin Jones**, RB **Darius Lee** and QB **Jason Stewart**.
- In comparison, Memphis had 20 seniors on its 2014 roster.
- Comparatively, Memphis' previous senior classes under head coach **Justin Fuente** have consisted of 14 seniors apiece.
- Memphis has 27 juniors on this year's squad.

ACADEMICS & TIGER DEGREES

- Memphis Football recorded its highest grade-point average in program history and its highest graduation success rate over the last year.
- Memphis's 2015 roster includes five graduates - **Alan Cross** (B.S. in Chemistry), **Mose Frazier** (B.S. in Business Management), **Ryan Mack** (B.S. in Justice Management from Louisville) and **Micah Simmons** (Health & Sports Science).
- Over the course of the 2014-15 academic year, which ended with August's summer commencement, the balance of the 2014 senior class earned their bachelor's degree from the University of Memphis.
- The UofM had 22 football student-athletes graduate over the past year.
- The 2014 Memphis roster additionally included four players who returned for their final year of eligibility as UofM graduates – **Al Bond**, **Brandon Hayes**, **Martin Ifedi** and **Melvin Jones**.

ACADEMIC RECOGNITION

- Memphis senior OL **Micah Simmons**, who is one of the five college graduates on this year's team, is a nominee for the National Football Foundation's Scholar-Athlete Awards.
- Presented by Fidelity Investments, the awards were established in 1959 as the first initiative in history to honor scholar-athletes with post-graduate scholarships for their combined athletic, academic and leadership abilities. In 2011, Fidelity Investments became the first official sponsor in the 54-year history of the prestigious program, which has awarded more than \$10.7 million to 804 individuals since its inception.
- The program currently provides \$313,000 each year in postgraduate scholarships to the nation's top scholar-athletes from all levels of collegiate play.
- Nominated by their schools, which are limited to one nominee each, candidates must be a senior or graduate student in their final year of eligibility, have a grade point average of at least 3.2 on a 4.0 scale, have outstanding football ability as a first team player and have demonstrated strong leadership and citizenship.
- Simmons graduated from the University of Memphis in May with a bachelor's degree in Health and Sports Science. As an undergraduate, Simmons carried a 3.63 grade-point average.
- Simmons is carrying a second degree in Health and Sports Performance.
- On the playing field, Simmons has seen action in 33 games, starting eight contests. He has played 869 snaps while seeing action at all three interior line positions (right and left guard as well as center).

COACHES TO CURE MD

- The Memphis and Cincinnati coaching staffs will be wearing Coach to Cure MD patches this week to raise awareness and funding for Duchenne Muscular Dystrophy research. Fans are encouraged to donate online at www.CoachtoCureMD.org or donate \$5 by texting CURE to 90999.

TIGERS IN THE NFL

MEMPHIS' CURRENT NFL PLAYERS

- Lonnie Ballentine, FS, Houston Texans
- Jordan Devey, OL, San Francisco 49ers
- Stephen Gostkowski, PK, New England Patriots
- Ronald Leary, OL, Dallas Cowboys
- Bobby McCain, CB, Miami Dolphins
- Clinton McDonald, DT, Tampa Bay Buccaneers
- Dontari Poe, DT, Kansas City Chiefs
- DeAngelo Williams, RB, Pittsburgh Steelers

NFL HISTORY:

TIGER GREATS WHO PLAYED IN THE LEAGUE

- Charlie Babb, DB, Member of the Miami Dolphins undefeated, Super Bowl VIII championship team (1972-79).
- Marcus Bell, DT, Memphis' current Director of High School Relations played for the Arizona Cardinals, Detroit Lions and New York Giants (2001-07).
- John Bramlett, LB, Pro Bowl player for both the Denver Broncos and Miami Dolphins before concluding playing career with the New England Patriots and Atlanta Falcons (1965-71).
- Isaac Bruce, WR, Four-time Pro Bowl selection whose 15,208 receiving yards ranks fourth all-time in the league. Played for the St. Louis Rams and San Francisco 49ers (1994-2008).
- Ken Irwin, DB, Played for the Buffalo Bills, New Orleans Saints and Minnesota Vikings (1995-2005). Inducted into the University of Memphis Athletic Hall of Fame earlier this year.
- Harry Schuh, OT, A member of the Oakland Raiders' All-Time Team who played in the second AFL-NFL World Championship Game. Was an All-Pro player for the Raiders before concluding his playing career with the Los Angeles Rams and Green Bay Packers (1965-74).



TM



STADIUM FACTS

Capacity	59,308
Surface	AstroTurf®
Location	335 South Hollywood, Memphis
First Game	Sept. 18, 1965
Opponent	Ole Miss
Score	Ole Miss 34, Memphis 14
All-Time LBMS Record	154-141-7
Most Points Scored	69 vs. Louisville (1969)
Most Points Scored by Opponent	59, Miss. State (2011)

TOP CROWDS

1996	Tennessee	65,885
1991	Mississippi	65,483
1992	Tennessee	65,234
1987	Mississippi	64,187
2000	Tennessee	63,121
2006	Tennessee	61,783
1989	Mississippi	59,795
1999	Mississippi	57,523
1989	Arkansas State	57,500
1988	Tennessee	55,173
2005	Mississippi	53,339
1981	Mississippi	53,170
1979	Mississippi	53,166
2004	Louisville	52,384

TOP CROWDS (DISCOUNTING SEC OPPONENTS)

1989	Arkansas State	57,500
2004	Louisville	52,384
1990	Arkansas State	50,178
2003	USF	47,875
2005	UAB	47,669
2004	Southern Miss	47,163
2005	Marshall	46,403
2014	Middle Tennessee	46,378
2013	Duke	44,237
2003	Louisville	44,081
1984	Louisiana-Lafayette	42,256
2008	Louisville	40,248
2003	East Carolina	40,131
1984	North Carolina	39,851
1983	Virginia Tech	39,528
2012	UT Martin	39,076

LIBERTY BOWL MEMORIAL STADIUM

The University of Memphis football program is fortunate to have one of the finest facilities in the nation in which to play its home games. Liberty Bowl Memorial Stadium, "built by the citizens of Memphis," is a memorial to the veterans of World War I, World War II and the Korean War. The renovated 61,000-seat facility, built in 1965 at a cost of \$3.7 million by the city of Memphis, is operated by the Memphis Park Services Department.

The Tigers inaugurated the stadium in the fall of 1965 and in 50-plus years, have compiled a 154-141-7 record in the Liberty Bowl. The stadium features an AstroTurf® playing surface, spacious locker rooms and a four-level press box which features a VIP stadium club. The playing surface, which had been natural grass through the 2004 season, was replaced with a FieldTurf surface prior to the 2005 campaign. For the 2012 season, the surface changed to AstroTurf®, a surface used in several FBS collegiate and NFL stadiums. The field surface upgrade was part of major renovations to the stadium for 2012.

The centerpiece of the 2012 renovations at Liberty Bowl Memorial Stadium was a \$2.5 million video scoreboard and sound system. A generous donation provided by Fed Ex to the U of M paved the way for the video board/sound system upgrades.

The south end zone features a 98x48-foot, state-of-the-art video board with a sound system located on the sides of the structure. The speakers and cap/crown of the scoreboard makes the structure's actual size grow to 106 feet by 58 feet. According to available statistics, the board is one of the top-10 largest video boards in the nation.

In 2012, the north end zone was updated with an LED board that is 38x10 feet in size.

In addition to the \$850,000 FieldTurf playing surface for the 2005 season, the Liberty Bowl underwent several aesthetic changes the last six years (2005-11) that made the stadium look more like the "Home of the Tigers."

Prior to the start of the 2006 season, Jim McDonald of McDonald Outdoor provided several large photo wraps on the walls of the stadium's entrances to welcome Tigers fans. Graphics wraps were unveiled around the stadium's interior in 2008, and a face-lift project for the stadium's restrooms on the lower concourse was completed prior to the start of the season.

A major renovation project took place at the Liberty Bowl prior to the start of the 2009 season when the Tigers and visitors' locker rooms both

underwent makeovers. The most notable change was the separation of the two locker rooms in the north tunnel. The Tigers' locker room remained in the north tunnel, while the visitors' locker room moved to the stadium's south tunnel.

Renovations in both 2009 and 2013 have brought the stadium into compliance with ADA specifications. The two separate renovations lowered the stadium's capacity from 62,380 to 59,308.

In the spring of 2010, the Memphis City Council approved a \$15.7 million capital improvements budget to upgrade the grounds surrounding the Liberty Bowl. Included in the renovations was the construction of a grand entrance off East Parkway which City Council approved naming "Tiger Lane" in honor of the facility's longest tenant — the University of Memphis. "Tiger Lane" officially opened Sept. 18, 2010, when Memphis hosted Middle Tennessee.

Prior to the recent upgrades in the 2000s, the previous major renovation came in 1987 to a tune of \$19.5 million. Included in the 1987 facelift were the addition of the sky-suites located on the east side of the stadium, approximately 12,000 seats in the stands and a stadium club to accommodate donors. Other areas of the stadium also were vastly improved, including the lighting system, playing surface, handicap seating area, concession stands and restroom facilities.

In December of 1983, city of Memphis officials named the playing surface Rex Dockery Field in honor of the late Tigers coach who was killed in a plane crash.

The stadium also hosts the annual AutoZone Liberty Bowl Game, as well as the Southern Heritage Classic. In spring of 2011, the world-renowned 'Memphis In May' BBQ Contest was moved to "Tiger Lane" from Tom Lee Park on the Mississippi River as a result of flooding in that area.

Throughout the 50-year history, several professional teams have called the Liberty Bowl home. In 1974, the Grizzlies of the World Football League played their only season in Memphis. From 1978-80, the stadium hosted the Memphis Rogues of the North American Soccer League, and later in 1984-85, the Showboats of the U.S. Football League (USFL). Three other professional football organizations spent one season in the Liberty Bowl, including the XFL's Memphis Maniax (2001), the NFL's Tennessee Oilers (1997) and the CFL's Memphis Mad Dogs (1995).

MEMPHIS DEPTH CHART

OFFENSE

QB	12	Paxton Lynch	6-7	245	r-Jr./2L	Deltona, Fla./Trinity Christian Academy
	10	Clay Holgorsen	6-1	195	r-Fr./SQ	Katy, Texas/James E. Taylor HS
<i>-or-</i>	7	Brady Davis	6-4	205	Fr./HS	Starkville, Miss./Starkville HS
RB	11	Sam Craft	6-0	210	Jr./2L	Memphis, Tenn./Olive Branch HS
	25	Jarvis Cooper	6-1	245	So./1L	West Memphis, Ark./West Memphis Senior HS
WR	87	Tevin Jones	6-2	225	r-Sr./3L	League City, Texas/Clear Creek HS
	3	Anthony Miller	5-11	190	r-So./SQ	Memphis, Tenn./Christian Brothers HS
WR	89	Phil Mayhue	6-3	210	So./1L	Sicklerville, N.J./Winslow Township HS/Atlanta Sports Acad.
	18	Roderick Proctor	5-11	175	So./1L	Orlando, Fla./Dr. Phillips HS
WR	5	Mose Frazier	5-11	190	r-Sr./2L	Memphis, Tenn./Whitehaven HS
	19	Jae'Lon Oglesby	5-11	175	Fr./HS	Central, S.C./D.W. Daniel HS/Fork Union Military Academy
TE	40	Alan Cross	6-1	235	r-Sr./3L	Millington, Tenn./Millington HS
	80	Daniel Montiel	6-3	240	r-Jr./2L	Arlington, Texas/Arlington HS
LT	77	Taylor Fallin	6-6	330	r-Sr./3L	Bowie, Md./Hargrave Military Academy
	65	Christopher Roberson	6-7	330	r-Jr./2L	Memphis, Tenn./Central Baptist School
LG	63	Tyler Useton	6-3	310	Sr./1L	Great Bend, Kan./Great Bend HS/Butler CC
	75	Michael Stannard	6-2	290	r-Jr./2L	Columbia, Mo./Rock Bridge HS
C	71	Gabe Kuhn	6-4	295	r-So./1L	Wildwood, Mo./Lafayette HS
	54	Drew Kyser	6-5	300	Fr./HS	Opelika, Ala./Opelika HS
RG	70	Micah Simmons	6-3	295	Sr./3L	Lindale, Texas/Lindale HS
	64	Zach Collins	6-4	290	r-So./1L	Memphis, Tenn./Harding Academy
RT	74	Ryan Mack	6-5	310	Sr./TR	Memphis, Tenn./Wooddale HS/Louisville
	72	Trevon Tate	6-4	280	r-Fr./SQ	Houston, Texas/North Shore HS

DEFENSE

DE	14	Latarius Brady	6-2	280	r-Jr./2L	Memphis, Tenn./East HS
	55	Christian Johnson	6-5	255	r-So./1L	Memphis, Tenn./Southwind HS
NT	58	Donald Pennington	6-2	295	r-Jr./2L	Amite, La./Amite HS
	98	Jared Gentry	6-2	325	Fr./HS	Opelika, Ala./Opelika HS
DE	48	Ernest Suttles	6-5	265	r-So./1L	Tampa, Fla./Gaither HS
	91	Ricky Hunter	6-3	290	r-Sr./3L	Auburn, Ala./Loachapoka HS
DAWG	34	Jackson Dillon	6-6	245	Jr./2L	Ringling, Okla./Ringling HS
	13	DeMarco Montgomery	6-3	245	Jr./Tr	Atmore, Ala./Spanish Fort HS/East Mississippi CC
WLB	45	Noah Robinson	6-4	225	So./1L	Worcester, Mass./Doherty Memorial HS/Atlanta Sports Academy
	6	Genard Avery	6-1	255	So./1L	Grenada, Miss./Grenada HS
MLB	53	Leonard Pegues	5-11	240	Sr./3L	Olive Branch, Miss./Olive Branch HS
	30	Shareef White	6-1	230	So./1L	Grenada, Miss./Grenada HS
SLB	16	Wynton McManis	6-1	225	Sr./3L	Olive Branch, Miss./Olive Branch HS
	33	Phillip Sumpter	5-11	200	r-So./1L	Edmond, Okla./Santa Fe HS
<i>-or-</i>	29	Darian Porter	6-3	230	So./TR	Louisville, Ky./Seneca HS/Mt. San Jacinto College
CB	10	Dontrell Nelson	6-1	180	Jr./2L	Olive Branch, Miss./Olive Branch HS
	9	Jamil Collins	5-11	170	r-So./1L	Olive Branch, Miss./Olive Branch HS
FS	39	Reggis Ball	5-11	210	r-Sr./3L	Stone Mountain, Ga./Stephenson HS
	27	Dion Witty	5-10	190	Sr./3L	Coral Springs, Fla./Coral Springs HS
SS	32	DaShaughn Terry	6-0	190	r-So./1L	Blue Springs, Mo./Blue Springs HS/Iowa Western JC
	17	Chris Morley	5-11	195	r-Jr./2L	Plantation, Fla./South Plantation HS
CB	12	Chauncey Lanier	5-10	185	r-Jr./2L	Davie, Fla./Nova HS
	8	Arthur Maulet	5-11	190	Jr./TR	Harvey, La./Bonnabel HS/Copiah-Lincoln CC

SPECIAL TEAMS

KOR	11	Sam Craft	6-0	210	Jr./2L	Memphis, Tenn./Olive Branch HS
	19	Jae'Lon Oglesby	5-11	175	Fr./HS	Central, S.C./D.W. Daniel HS/Fork Union Military Academy
PR	18	Roderick Proctor	5-11	165	So./1L	Orlando, Fla./Dr. Phillips HS
	3	Anthony Miller	5-11	190	r-So./SQ	Memphis, Tenn./Christian Brothers HS
P	36	Spencer Smith	6-1	175	r-So./1L	Newnan, Ga./East Coweta HS
	47	Nick Jacobs	6-1	190	So./1L	Melbourne, Victoria, Australia/Brighton Grammar
PK	46	Jake Elliott	5-10	165	Jr./2L	Western Springs, Ill./Lyons Township HS
	36	Spencer Smith	6-1	175	r-So./1L	Newnan, Ga./East Coweta HS
LS	41	Trevor Morgan	6-1	210	Jr./2L	Fayetteville, Ga./Whitewater HS
	52	Tim Belles	6-5	250	Fr./HS	Germantown, Tenn./Houston HS
H	35	Evan Michael	6-1	230	r-So./1L	Germantown, Tenn./Christian Brothers HS

PRONUNCIATION KEYS

Genard Avery.....Jah-nard
 Reggis Ball.....REE-Jus
 Latarius Brady.....Luh-ter-E-us
 Doroland Dorceus.....DOOR-uh-luhn DOR-CEE-us
 Mose Frazier.....MOZ
 Jamarius Henderson.....Juh-mer-E-us
 Khalil Johnson.....Kah-LEEL
 Tevin Jones.....Teh-vin
 Gabe Kuhn.....CUN
 Arthur Maulet.....Mahl-et
 Daniel Montiel.....Mon-TEEL
 Jae'Lon Oglesby.....JA-lon

Leonard Pegues.....Puh-GEES
 Joseph Prevost.....PREE-VOST
 Nick Raby.....RA-BE
 Christopher Roberson.....Rob-er-son
 Mechane Slade.....Meh-SHANE
 Michael Stannard.....Stan-erd
 DaShaughn Terry.....Da-Shawn
 Malik Thomas.....Muh-LEEK
 Tyler Useton.....Us-uhl-ton
 Tearris Wallace.....Tehr-us
 Shareef White.....Sha-REEF

PARTICIPATION

No	Name, Pos	'12	'13	'14	'15	Total
2	Ty Northern, DB	-	-	-	3/0	3/0
3	Anthony Miller, WR	-	-	-	3/0	3/0
4	Robert Davis, RB	-	-	3/0	-	3/0
5	Mose Frazier, WR	-	12/3	13/7	3/3	28/13
6	Genard Avery, LB	-	-	13/1	3/0	16/1
7	Curtis Akins, LB	-	-	-	2/0	2/0
8	Arthur Maulet, DB	-	-	-	3/3	3/3
9	Jamil Collins, DB	-	-	1/0	2/0	3/0
10	Clay Holgorsen, QB	-	-	-	2/0	2/0
10	Dontrell Nelson, DB	-	9/0	12/0	3/2	24/2
11	Sam Craft, ATH	-	12/8	8/6	3/3	23/17
12	Chauncey Lanier, DB	-	8/0	12/0	3/1	23/1
12	Paxton Lynch, QB	-	12/12	13/13	3/3	28/28
13	DeMarco Montgomery, DL	-	-	-	3/0	3/0
14	Latarius Brady, DL	-	12/0	13/7	3/2	28/9
15	Christian Johnson, DL	-	-	6/0	3/1	9/1
15	Jason Stewart, QB	-	-	5/0	-	5/0
16	Wynton McManis, LB	12/8	12/0	10/6	3/3	37/17
17	Chris Morley, DB	-	12/0	10/0	3/0	25/0
18	Roderick Proctor, WR	-	-	13/3	3/0	16/3
19	Jae'Lon Oglesby, WR	-	-	-	2/0	2/0
23	B.J. Ross, DB	-	12/0	13/0	3/0	28/0
24	Tearris Wallace, RB	-	-	3/0	1/0	4/0
25	Jarvis Cooper, RB	-	-	13/0	3/0	16/0
26	Jamarius Henderson, RB	-	-	-	2/0	2/0
27	Dion Witty, DB	-	8/0	11/2	3/2	22/4
28	Doroland Dorceus, DB	-	9/1	5/0	3/0	17/1
29	Darian Porter, LB	-	-	-	2/0	2/0
30	Shareef White, LB	-	-	12/0	3/2	15/2
31	Anthony Young, DB	-	-	7/0	-	7/0
32	DaShaughn Terry, DB	-	-	13/0	3/3	16/3
33	Phillip Sumpter, DB	-	-	2/0	3/0	5/0
34	Jackson Dillon, DAWG	-	12/8	13/12	3/3	28/23
34	Darius Lee, RB	-	-	-	1/0	1/0
35	Evan Michael, P	-	-	13/0	3/0	16/0
35	Frank Wims, WR	-	-	-	1/0	1/0
36	Spencer Smith, P	-	-	13/0	3/0	16/0
39	Reggis Ball, DB	12/0	12/2	13/11	3/1	40/14
40	Alan Cross, TE	12/10	11/10	13/11	3/3	39/34
41	Isaiah Farris, WR	-	-	-	3/0	3/0
41	Trevor Morgan, LS	-	12/0	13/0	3/0	28/0
43	Deandre Jordan, LB	-	-	-	2/0	2/0
45	Noah Robinson, LB	-	-	13/1	3/3	16/4
46	Jake Elliott, PK	-	12/0	13/0	3/0	28/0
47	Nick Jacobs, P	-	-	10/0	2/0	12/0
48	Ernest Suttles, DL	-	-	13/8	2/2	15/10
50	Lenard Harden, LB	-	7/0	2/0	3/0	12/0
51	Jace Neville, OL	-	-	-	1/0	1/0
53	Leonard Pegues, LB	12/0	12/0	13/0	2/1	39/1
54	Drew Kyser, OL	-	-	-	3/2	3/2
57	Alexander Karr, OL	-	-	3/0	-	3/0
58	Donald Pennington, DL	-	10/2	12/0	3/3	25/5
60	Cooper Williams, OL	-	-	-	1/0	1/0
63	Tyler Useton, OL	-	-	13/13	3/3	16/16
64	Zach Collins, OL	-	-	13/3	3/0	16/3
65	Chris Roberson, OL	-	11/0	13/0	3/1	27/1
70	Micah Simmons, OL	12/3	10/5	9/0	3/2	34/10
71	Gabe Kuhn, OL	-	-	13/13	2/2	15/15
72	Trevon Tate, OL	-	-	-	3/1	3/1
74	Ryan Mack, OL	-	-	-	3/2	3/2
75	Michael Stannard, OL	11/0	-	12/6	3/0	26/6
77	Taylor Fallin	8/2	12/10	13/12	2/2	35/26
78	Nick Thomas, OL	-	-	-	1/0	1/0
80	Daniel Montiel, TE	-	9/0	10/3	3/0	22/3
83	Daniel Hurd, WR	-	11/2	5/0	3/0	19/2
84	Robby Young, TE	-	-	9/0	3/0	12/0
85	Greg McKillion, WR	-	-	8/0	2/0	10/0
87	*Tevin Jones, WR	12/1	12/7	13/10	3/3	41/21
88	Drew Bishop, WR	-	4/0	10/0	-	14/0
89	Phil Mayhue, WR	-	-	13/1	3/3	16/4
91	Ricky Hunter, DL	12/5	12/8	13/2	3/1	40/16
93	Cortez Crosby, DL	-	-	13/0	1/1	14/0
95	Michael Edwards, DL	-	-	-	3/0	3/0
96	Emanuel Cooper, DL	-	-	-	2/0	2/0
98	Jared Gentry, DL	-	-	-	3/0	3/0

*Played one game in 2011

MEMPHIS TIGERS NUMERICAL ROSTER

No.	Name	Pos.	Ht.	Wt.	Cl./Exp.	Hometown/Last School	No.	Name	Pos.	Ht.	Wt.	Cl./Exp.	Hometown/Last School
2	Ty Northern	DB	6-1	190	RS Jr./SQ	Tunica, Miss./Rosa Fort HS/Pearl River CC	45	Nick Raby	TE	6-4	240	Fr./HS	Cape Coral, Fla./Baker HS
3	Anthony Miller	WR	5-11	190	RS So./SQ	Memphis, Tenn./Christian Brothers HS	45	Noah Robinson	LB	6-4	225	So./1L	Worcester, Mass./Doherty Memorial HS/ Atlanta Sports Academy
4	Robert Davis	RB	5-9	165	RS So./1L	Tampa, Fla./Carrollwood Day HS	46	Jake Elliott	PK	5-10	165	Jr./2L	Western Springs, Ill./Lyons Township HS
5	Mose Frazier	WR	5-11	190	RS Sr./2L	Memphis, Tenn./Whitehaven HS	46	Vincent Wilkerson	WR	5-11	195	RS Fr./SQ	Mequon, Wisc./Homestead HS
6	Genard Avery	LB	6-1	255	Soph./1L	Grenada, Miss./Grenada HS	47	Devonte Howard	WR	5-9	170	RS Fr./SQ	Bryant, Ark./Bryant HS
7	Curtis Akins	LB	6-2	230	RS Fr./SQ	Byhalia, Miss./Byhalia HS	47	Nick Jacobs	P	6-1	195	So./1L	Melbourne, Victoria, Australia/ Brighton Grammar School
7	Brady Davis	QB	6-4	205	Fr./HS	Starkville, Miss./Starkville HS	48	Ernest Suttles	DE	6-5	265	RS So./1L	Tampa, Fla./Gaither HS
8	Arthur Maulet	DB	5-11	190	Jr./TR	Harvey, La./Bonnabel HS/ Co-Lin CC	49	Joseph Prevost	LB	6-1	220	Fr./HS	Marrero, La./Archbishop Shaw HS
9	Jamil Collins	DB	5-11	170	RS So./1L	Olive Branch, Miss./Olive Branch HS	50	Lenard Harden	LB	5-11	205	Jr./2L	Memphis, Tenn./Ridgeway HS
10	Clay Holgorsen	QB	6-1	195	RS Fr./SQ	Katy, Texas/James E. Taylor HS	51	Jace Neville	OL	6-6	290	RS Fr./SQ	Columbia, Mo./Rock Bridge HS
10	Dontrell Nelson	DB	6-1	180	Jr./2L	Olive Branch, Miss./Olive Branch HS	51	Austin Scott	DE	5-10	240	RS Jr./SQ	Memphis, Tenn./First Assembly Christian
11	Sam Craft	ATH	6-0	210	Jr./2L	Memphis, Tenn./Olive Branch HS	52	Tim Belles	LS	6-5	250	Fr./HS	Germantown, Tenn./Houston HS
12	Chauncey Lanier	DB	5-10	185	RS Jr./2L	Davie, Fla./Nova HS	53	Leonard Pegues	LB	5-11	240	Sr./3L	Olive Branch, Miss./Olive Branch HS
12	Paxton Lynch	QB	6-7	245	RS Jr./2L	Deltona, Fla./Trinity Christian Academy	54	Drew Kyser	OL	6-5	300	Fr./HS	Opelika, Ala./Opelika HS
13	Kedarian Jones	WR	6-1	175	Fr./HS	Dallas, Texas/Kimball HS	56	Ross Burcham	LB	6-5	215	Fr./HS	Adamsville, Tenn./Adamsville HS
13	DeMarco Montgomery	DE	6-3	245	Jr./TR	Atmore, Ala./Spanish Fort HS/East Miss CC	57	Alexander Karr	OL	6-5	285	RS So./1L	Bartlett, Tenn./Christian Brothers HS
14	Latarious Brady	DE	6-2	280	RS Jr./2L	Memphis, Tenn./East HS	58	Donald Pennington	DL	6-2	295	RS Jr./2L	Amite, La./Amite HS
15	Christian Johnson	DE	6-5	255	RS So./1L	Memphis, Tenn./Southwind HS	59	Brytain Peddy	OL	6-5	310	Fr./HS	Munford, Tenn./Munford HS
15	Jason Stewart	QB	6-3	205	Sr./1L	Alexandria, Va./Hayfield Secondary HS/ Fort Scott CC	60	Cooper Williams	OL	6-0	280	RS Fr./SQ	Memphis, Tenn./Christian Brothers HS
16	Wynton McManis	LB	6-1	225	Sr./3L	Olive Branch, Miss./Olive Branch HS	61	Christos Aloizos	OL	6-4	295	RS Jr./SQ	Ardsey, N.Y./Archbishop Stepinac HS/ Western Illinois
17	Chris Morley	DB	5-11	195	RS Jr./2L	Plantation, Fla./South Plantation HS	63	Tyler Uselton	OL	6-3	310	Sr./1L	Great Bend, Kan./Great Bend HS/Butler CC
18	Roderick Proctor	WR	5-11	175	So./1L	Orlando, Fla./Dr. Phillips HS	64	Zach Collins	OL	6-4	290	RS So./1L	Memphis, Tenn./Harding Academy
19	Jae'Lon Oglesby	WR	5-11	175	Fr./HS	Central, S.C./D.W. Daniel HS/Fork Union Military Academy	65	Christopher Roberson	OL	6-7	330	RS Jr./2L	Memphis, Tenn./Central Baptist School
21	Kam Prewitt	DB	5-11	175	Fr./HS	Pinson, Ala./Clay-Chalkville HS	67	Jordan Pagan	OL	6-3	313	Jr./TR	Flushing, N.Y./Holy Cross/Alan Hancock JC
22	Tony Pollard	WR	5-11	200	Fr./HS	Memphis, Tenn./Melrose HS	70	Micah Simmons	OL	6-3	295	Sr./3L	Lindale, Texas/Lindale HS
23	B.J. Ross	DB	5-9	185	Jr./2L	Melbourne, Fla./Palm Bay HS	71	Gabe Kuhn	OL	6-4	295	RS So./1L	Wildwood, Mo./Lafayette HS
24	Tearris Wallace	RB	5-10	220	RS So./1L	Bentonville, Ark./Bentonville HS	72	Trevon Tate	OL	6-4	280	RS Fr./SQ	Houston, Texas/North Shore HS
25	Jarvis Cooper	RB	6-1	245	So./1L	West Memphis, Ark./W Memphis HS	73	Keenen Davis	OL	6-5	295	Fr./HS	Horn Lake, Miss./Horn Lake HS
25	Austin Hall	DB	6-2	195	Fr./HS	Collierville, Tenn./Collierville HS	74	Ryan Mack	OL	6-5	310	Sr./TR	Memphis, Tenn./Wooddale HS/Louisville
26	Jamarius Henderson	RB	5-11	210	Fr./HS	Ozark, Ala./Dale County HS	75	Michael Stannard	OL	6-2	290	RS Jr./2L	Columbia, Mo./Rock Bridge HS
27	Dion Witty	DB	5-10	190	Sr./3L	Coral Springs, Fla./Coral Springs HS	77	Taylor Fallin	OL	6-6	330	RS Sr./3L	Bowie, Md./Hargrave Military Academy
28	Doroland Dorceus	RB	5-10	215	RS So./1L	New Orleans, La./Spring (Texas) HS	78	Nick Thomas	OL	6-2	285	RS Fr./SQ	Bartlett, Tenn./Bartlett HS
29	Darian Porter	LB	6-3	215	So./TR	Louisville, Ky./Seneca HS/Mt. San Jacinto	80	Daniel Montiel	TE	6-3	240	RS Jr./2L	Arlington, Texas/Arlington HS
30	Hayden Ferrari	LB	5-11	210	Fr./HS	Memphis, Tenn./Christian Brothers HS	81	Mechane Slade	ATH	5-8	165	Fr./HS	Roswell, Ga./Roswell HS
30	Shareef White	LB	6-1	235	So./1L	Grenada, Miss./Grenada HS	82	Scottie Dill	TE	6-7	240	Fr./HS	Memphis, Tenn./Briarcrest Christian HS
31	Anthony Young	DB	6-0	200	RS So./1L	Memphis, Tenn./White Station HS	83	Daniel Hurd	WR	6-2	220	RS Jr./2L	Memphis, Tenn./Woddale HS
32	LeKeron Garcia	WR	5-10	180	RS Fr./SQ	Millington, Tenn./Millington Central HS	84	Robby Young	TE	6-4	255	RS So./1L	Germantown, Tenn./Christian Brothers HS
32	DaShaughn Terry	DB	6-0	190	RS So./1L	Blue Springs, Mo./Blue Springs HS/ Iowa Western JC	85	Greg McKillion	WR	6-5	230	Jr./1L	Blytheville, Ark./Blytheville HS/ Independence CC
33	Phillip Sumpter	LB	5-11	200	RS So./1L	Edmond, Okla./Santa Fe HS	86	Joey Magnifico	TE	6-4	235	Fr./HS	Cordova, Tenn./St. Benedict HS
34	Darius Lee	RB	5-9	175	RS Sr./SQ	Tampa, Fla./Brandon Senior HS/ Central Connecticut State	87	Tevin Jones	WR	6-2	225	RS Sr./3L	League City, Texas/Clear Creek HS
34	Jackson Dillon	LB	6-6	245	Jr./2L	Ringling, Okla./Ringling HS	88	Drew Bishop	WR	6-0	190	RS Jr./2L	Memphis, Tenn./St. George's Ind. School
35	Evan Michael	P	6-1	230	RS So./1L	Germantown, Tenn./Christian Brothers HS	89	Phil Mayhue	WR	6-3	210	So./1L	Sicklerville, N.J./Winslow Township HS/ Atlanta Sports Academy
35	Frank Wims	WR	5-7	180	RS Jr./SQ	Carlsbad, Calif./La Costa Canyon HS	90	Thomas O'Dowd	PK	6-1	175	Fr./HS	Lake Charles, La./St. Louis HS
36	Reed Rickenbach	LB	6-0	205	Fr./HS	Little Rock, Ark./Pulaski Academy	91	Ricky Hunter	DE	6-3	290	RS Sr./3L	Auburn, Ala./Loachapoka HS
36	Spencer Smith	P/PK	6-1	195	RS So./1L	Newnan, Ga./East Coweta HS	92	Peyton Jones	DE	6-6	235	Fr./HS	Memphis, Tenn./Memphis Univ. School
37	Eric Abernathy	DB	5-9	180	RS Fr./SQ	Murfreesboro, Tenn./Oakland HS	93	Cortez Crosby	DL	6-1	270	RS So./1L	Commerce, Texas/Commerce HS
38	Tyler Charrette	LB	6-1	220	Jr./TR	Martinez, Calif./Berean Christian HS/ Laney College	94	Isadore Outing	DE	6-4	265	RS Fr./SQ	Houston, Texas/Spring Dekaney HS
39	Reggis Ball	DB	5-11	210	RS Sr./3L	Stone Mountain, Ga./Stephenson HS	95	Michael Edwards	DL	6-2	395	Jr./TR	Sun Prairie, Wis./Sun Prairie HS/ Iowa Western CC
40	Alan Cross	TE	6-1	235	RS Sr./3L	Millington, Tenn./Millington HS	96	Khalil Johnson	DE	6-5	250	Fr./HS	Dallas, Texas/Kimball HS
41	Isaiah Farris	WR	5-9	170	RS Sr./SQ	Memphis, Tenn./Overton HS/Murray State	97	Emmanuel Cooper	DL	6-1	275	Fr./HS	Arkadelphia, Ark./Arkadelphia HS
41	Trevor Morgan	LS	6-1	210	Jr./2L	Fayetteville, Ga./Whitewater HS	98	Jared Gentry	DL	6-2	325	Fr./HS	Opelika, Ala./Opelika HS
42	Shaun Rupert	DB	6-1	195	RS So./TR	Montgomery, Ala./Carver HS/Missouri							
43	Deandre Jordan	DB	6-0	200	So./TR	Sylmar, Calif./Sylmar HS/Pierce College							
44	Steven Enis	LB	6-2	235	Fr./HS	Fayette, Ala./Fayette County HS							
44	Malik Thomas	WR	6-0	165	RS Fr./SQ	Memphis, Tenn./Ridgeway HS							

MEMPHIS TIGERS ALPHABETICAL ROSTER

No.	Name	Pos.	Ht.	Wt.	Cl./Exp.	Hometown/Last School	No.	Name	Pos.	Ht.	Wt.	Cl./Exp.	Hometown/Last School
37	Eric Abernathy	DB	5-9	180	RS Fr./SQ	Murfreesboro, Tenn./Oakland HS	85	Greg McKillion	WR	6-5	230	Jr./1L	Blytheville, Ark./Blytheville HS/ Independence CC
7	Curtis Akins	LB	6-2	230	RS Fr./SQ	Byhalia, Miss./Byhalia HS	16	Wynton McManis	LB	6-1	225	Sr./3L	Olive Branch, Miss./Olive Branch HS
61	Christos Aloizos	OL	6-4	295	RS Jr./SQ	Ardsley, N.Y./Archbishop Stepinac HS/ Western Illinois	35	Evan Michael	P	6-1	230	RS So./1L	Germantown, Tenn./Christian Brothers HS
6	Genard Avery	LB	6-1	255	Soph./1L	Grenada, Miss./Grenada HS	3	Anthony Miller	WR	5-11	190	RS So./SQ	Memphis, Tenn./Christian Brothers HS
39	Reggis Ball	DB	5-11	210	RS Sr./3L	Stone Mountain, Ga./Stephenson HS	13	DeMarco Montgomery	DE	6-3	245	Jr./TR	Atmore, Ala./Spanish Fort HS/East Miss CC
52	Tim Belles	LS	6-5	255	Fr./HS	Germantown, Tenn./Houston HS	80	Daniel Montiel	TE	6-3	240	RS Jr./2L	Arlington, Texas/Arlington HS
88	Drew Bishop	WR	6-0	190	RS Jr./2L	Memphis, Tenn./St. George's Ind. School	41	Trevor Morgan	LS	6-1	210	Jr./2L	Fayetteville, Ga./Whitewater HS
14	Latarius Brady	DE	6-2	280	RS Jr./2L	Memphis, Tenn./East HS	17	Chris Morley	DB	5-11	195	RS Jr./2L	Plantation, Fla./South Plantation HS
56	Ross Burcham	LB	6-5	215	Fr./HS	Adamsville, Tenn./Adamsville HS	10	Dontrell Nelson	DB	6-1	180	Jr./2L	Olive Branch, Miss./Olive Branch HS
38	Tyler Charrette	LB	6-1	220	Jr./TR	Martinez, Calif./Berean Christian HS/ Laney College	51	Jace Neville	OL	6-6	290	RS Fr./SQ	Columbia, Mo./Rock Bridge HS
9	Jamil Collins	DB	5-11	170	RS So./1L	Olive Branch, Miss./Olive Branch HS	2	Ty Northern	DB	6-1	190	RS Jr./SQ	Tunica, Miss./Rosa Fort HS/Pearl River CC
64	Zach Collins	OL	6-4	290	RS So./1L	Memphis, Tenn./Harding Academy	90	Thomas O'Dowd	PK	6-1	175	Fr./HS	Lake Charles, La./St. Louis HS
97	Emmanuel Cooper	DL	6-1	275	Fr./HS	Arkadelphia, Ark./Arkadelphia HS	19	Jae'Lon Oglesby	WR	5-11	175	Fr./HS	Central, S.C./D.W. Daniel HS/Fork Union Military Academy
25	Jarvis Cooper	RB	6-1	245	So./1L	West Memphis, Ark./W Memphis HS	94	Isadore Outing	DE	6-4	265	RS Fr./SQ	Houston, Texas/Spring Dekaney HS
11	Sam Craft	ATH	6-0	210	Jr./2L	Memphis, Tenn./Olive Branch HS	67	Jordan Pagan	OL	6-3	313	Jr./TR	Flushing, N.Y./Holy Cross/Alan Hancock JC
93	Cortez Crosby	DL	6-1	270	RS So./1L	Commerce, Texas/Commerce HS	59	Brytain Peddy	OL	6-5	310	Fr./HS	Munford, Tenn./Munford HS
40	Alan Cross	TE	6-1	235	RS Sr./3L	Millington, Tenn./Millington HS	53	Leonard Pegues	LB	5-11	240	Sr./3L	Olive Branch, Miss./Olive Branch HS
7	Brady Davis	QB	6-4	205	Fr./HS	Starkville, Miss./Starkville HS	58	Donald Pennington	DL	6-2	285	RS Jr./2L	Amite, La./Amite HS
73	Keenen Davis	OL	6-5	295	Fr./HS	Horn Lake, Miss./Horn Lake HS	22	Tony Pollard	WR	5-11	200	Fr./HS	Memphis, Tenn./Melrose HS
4	Robert Davis	RB	5-9	165	RS So./1L	Tampa, Fla./Carrollwood Day HS	29	Darian Porter	LB	6-3	215	So./TR	Louisville, Ky./Seneca HS/Mt. San Jacinto
82	Scottie Dill	TE	6-7	240	Fr./HS	Memphis, Tenn./Briarcrest Christian HS	49	Joseph Prevost	LB	6-1	220	Fr./HS	Marrero, La./Archbishop Shaw HS
34	Jackson Dillon	LB	6-6	245	Jr./2L	Ringling, Okla./Ringling HS	21	Kam Prewitt	DB	5-11	175	Fr./HS	Pinson, Ala./Clay-Chalkville HS
28	Doroland Dorceus	RB	5-10	215	RS So./1L	New Orleans, La./Spring (Texas) HS	18	Roderick Proctor	WR	5-11	175	Soph./1L	Orlando, Fla./Dr. Phillips HS
95	Michael Edwards	DL	6-2	295	Jr./TR	Sun Prairie, Wis./Sun Prairie HS/ Iowa Western CC	45	Nick Raby	TE	6-4	240	Fr./HS	Cape Coral, Fla./Baker HS
46	Jake Elliott	PK	5-10	165	Jr./2L	Western Springs, Ill./Lyons Township HS	36	Reed Rickenbach	LB	6-0	205	Fr./HS	Little Rock, Ark./Pulaski Academy
44	Steven Enis	LB	6-2	235	Fr./HS	Fayette, Ala./Fayette County HS	65	Christopher Roberson	OL	6-7	330	RS Jr./2L	Memphis, Tenn./Central Baptist School
77	Taylor Fallin	OL	6-6	330	RS Sr./3L	Bowie, Md./Hargrave Military Academy	45	Noah Robinson	LB	6-4	225	So./1L	Worcester, Mass./Doherty Memorial HS/ Atlanta Sports Academy
41	Isaiah Farris	WR	5-9	170	RS Sr./SQ	Memphis, Tenn./Overton HS/Murray State	23	B.J. Ross	DB	5-9	185	Jr./2L	Melbourne, Fla./Palm Bay HS
30	Hayden Ferrari	LB	5-11	210	Fr./HS	Memphis, Tenn./Christian Brothers HS	42	Shaun Rupert	DB	6-1	195	RS So./TR	Montgomery, Ala./Carver HS/Missouri
5	Mose Frazier	WR	5-11	190	RS Sr./2L	Memphis, Tenn./Whitehaven HS	51	Austin Scott	DE	5-10	240	RS Jr./SQ	Memphis, Tenn./First Assembly Christian
32	Lekeron Garcia	WR	5-10	180	RS Fr./SQ	Millington, Tenn./Millington Central HS	70	Micah Simmons	OL	6-3	295	Sr./3L	Lindale, Texas/Lindale HS
98	Jared Gentry	DL	6-2	325	Fr./HS	Opelika, Ala./Opelika HS	81	Mechane Slade	ATH	5-8	165	Fr./HS	Roswell, Ga./Roswell HS
25	Austin Hall	DB	6-2	195	Fr./HS	Collierville, Tenn./Collierville HS	36	Spencer Smith	P/PK	6-1	195	RS So./1L	Newnan, Ga./East Coweta HS
50	Lenard Harden	LB	5-11	205	Jr./2L	Memphis, Tenn./Ridgeway HS	75	Michael Stannard	OL	6-2	290	RS Jr./2L	Columbia, Mo./Rock Bridge HS
26	Jamarius Henderson	RB	5-11	210	Fr./HS	Ozark, Ala./Dale County HS	15	Jason Stewart	QB	6-3	205	Sr./1L	Alexandria, Va./Hayfield Secondary HS/ Fort Scott CC
10	Clay Holgorsen	QB	6-1	195	RS Fr./SQ	Katy, Texas/James E. Taylor HS	33	Phillip Sumpter	LB	5-11	200	RS So./1L	Edmond, Okla./Santa Fe HS
47	Devonte Howard	WR	5-9	170	RS Fr./SQ	Bryant, Ark./Bryant HS	48	Ernest Suttles	DE	6-5	265	RS So./1L	Tampa, Fla./Gaither HS
91	Ricky Hunter	DE	6-3	290	RS Sr./3L	Auburn, Ala./Loachapoka HS	72	Trevon Tate	OL	6-4	280	RS Fr./SQ	Houston, Texas/North Shore HS
83	Daniel Hurd	WR	6-2	220	RS Jr./2L	Memphis, Tenn./Woddale HS	32	DaShaughn Terry	DB	6-0	190	RS So./1L	Blue Springs, Mo./Blue Springs HS/ Iowa Western JC
47	Nick Jacobs	P	6-1	195	So./1L	Melbourne, Victoria, Australia/ Brighton Grammar School	44	Malik Thomas	WR	6-0	165	RS Fr./SQ	Memphis, Tenn./Ridgeway HS
15	Christian Johnson	DE	6-5	255	RS So./1L	Memphis, Tenn./Southwind HS	78	Nick Thomas	OL	6-2	285	RS Fr./SQ	Bartlett, Tenn./Bartlett HS
96	Khalil Johnson	DE	6-5	250	Fr./HS	Dallas, Texas/Kimball HS	63	Tyler Uelton	OL	6-3	310	Sr./1L	Great Bend, Kan./Great Bend HS/Butler CC
13	Kedarian Jones	WR	6-1	175	Fr./HS	Dallas, Texas/Kimball HS	24	Tearris Wallace	RB	5-10	220	RS So./1L	Bentonville, Ark./Bentonville HS
92	Peyton Jones	DE	6-6	235	Fr./HS	Memphis, Tenn./Memphis Uni. School	30	Shareef White	LB	6-1	235	Soph./1L	Grenada, Miss./Grenada HS
87	Tevin Jones	WR	6-2	225	RS Sr./3L	League City, Texas/Clear Creek HS	46	Vincent Wilkerson	WR	5-11	195	RS Fr./SQ	Mequon, Wisc./Homestead HS
43	Deandre Jordan	DB	6-0	200	So./TR	Sylmar, Calif./Sylmar HS/Pierce College	60	Cooper Williams	OL	6-0	280	RS Fr./SQ	Memphis, Tenn./Christian Brothers HS
57	Alexander Karr	OL	6-5	285	RS So./1L	Bartlett, Tenn./Christian Brothers HS	35	Frank Wims	WR	5-7	180	RS Jr./SQ	Carlsbad, Calif./La Costa Canyon HS
71	Gabe Kuhn	OL	6-4	295	RS So./1L	Wildwood, Mo./Lafayette HS	27	Dion Witty	DB	5-10	190	Sr./3L	Coral Springs, Fla./Coral Springs HS
54	Drew Kyser	OL	6-5	300	Fr./HS	Opelika, Ala./Opelika HS	31	Anthony Young	DB	6-0	200	RS So./1L	Memphis, Tenn./White Station HS
12	Chauncey Lanier	DB	5-10	188.5	RS Jr./2L	Davie, Fla./Nova HS	84	Robby Young	TE	6-4	255	RS So./1L	Germantown, Tenn./Christian Brothers HS
34	Darius Lee	RB	5-9	175	RS Sr./SQ	Tampa, Fla./Brandon Senior HS/ Central Connecticut State							
12	Paxton Lynch	QB	6-7	245	RS Jr./2L	Deltona, Fla./Trinity Christian Academy							
74	Ryan Mack	OL	6-5	295	Sr./TR	Memphis, Tenn./Wooddale HS/Louisville							
86	Joey Magnifico	TE	6-4	235	Fr./HS	Cordova, Tenn./St. Benedict HS							
8	Arthur Maulet	DB	5-11	190	Jr./TR	Harvey, La./Bonnabel HS/ Co-Lin CC							
89	Phil Mayhue	WR	6-3	210	Soph./1L	Sicklerville, N.J./Winslow Township HS/ Atlanta Sports Academy							



2015 MEMPHIS GAME RECAPS

GAME 1 ▸ ESPN3

MEMPHIS 63, MISSOURI STATE 7

SEPTEMBER 5 ▸ LIBERTY BOWL ▸ MEMPHIS, TENN.

Eight starters lost from last season's Tigers defense. Well, no problem early on in 2015.

The University of Memphis used a suffocating defensive performance to hold Missouri State to 125 yards of total offense in an impressive 63-7 victory in the 2015 season opener for both programs. Before a crowd of 41,730 at Liberty Bowl Memorial Stadium, the Tigers defense also held the visiting Bears to 18 yards rushing on 30 carries and only 10 first downs.

In the 2014 season opener, the Memphis defense held Austin Peay to 146 yards of total offense and 10 first downs, the last time the Tigers held an opponent to both fewer than 150 yards of total offense and 10 or fewer first downs. The last time Memphis held an opponent to under 50 yards rushing was at Houston in 2013. The Cougars managed only 38 yards on the ground in that contest.

The defense also helped in two first-quarter scoring drives for Memphis, recovering two fumbles deep in Bears territory.

The first short-field drive was set up when Jackson Dillon recovered a Breck Ruddick fumble at the Missouri State 25 yard line. Five plays later, Paxton Lynch hooked up with Mose Frazier for a five-yard scoring strike to give the Tigers a 7-0 lead. Then, on Missouri State's third possession, Ryan Heaston fumbled, and Wynton McManis scooped up the loose ball at the Bears 36 yard line, setting up another short field for the Memphis offense. Five plays later, Doroland Dorceus went over from two yards out for a 21-0 Tigers first-quarter lead.

Taking a cue from the defense, the special teams got into the scoring act late in the first quarter when Roderick Proctor returned a punt 63 yards for a score. It was the Tigers' first punt return for a touchdown by a returner in 129 games. The last time a Memphis return man scored was against Tulane in the 2004 campaign.

Frazier and Dorceus each scored another first-half touchdown, and Jarvis Cooper added a four-yard touchdown run to give Memphis a 42-0 halftime lead.

Cooper scored on another four-yard scamper just after halftime before Missouri State got on the board. The Bears' lone touchdown came with five minutes left in the third quarter when Ruddick hit Malik Earl from two yards out.

The Tigers added two more late touchdowns for the 63-7 final.

Cooper led the Tigers rushing attack with a career-high 102 yards on 18 carries and two scores.

Lynch, who only played in the first half, was 8-of-12 passing for 78 yards and one touchdown. Clay Holgorsen, who came on in relief of Lynch, went 7-of-8 passing for 80 yards and his first collegiate touchdown toss. Frazier led the Tigers receiving corps with six receptions for 89 yards and two scores.

Score By Quarters	1	2	3	4	Total
Missouri State (0-1)	0	0	7	0	7
Memphis (1-0)	28	14	14	7	63

1 st	13:07	MEM - Mose Frazier 5 pass from Paxton Lynch (Jake Elliott kick)	5-25	0:59
	10:22	MEM - Frazier 44 pass from Phillip Mayhue (Elliott kick)	4-66	1:08
	8:26	MEM - Doroland Dorceus 2 run (Elliott kick)	5-36	1:48
	4:28	MEM - Roderick Proctor 63 punt return (Elliott kick)		
2 nd	13:38	MEM - Jarvis Cooper 4 run (Elliott kick)	10-70	3:39
	2:32	MEM - Dorceus 1 run (Elliott kick)	7-67	2:17
3 rd	9:23	MEM - Cooper 4 run (Elliott kick)	12-80	5:37
	5:24	MSU - Malik Earl 2 pass from Breck Ruddick (Shelby Harris kick)	9-75	3:59
	0:53	MEM - Jae'Lon Oglesby 4 pass from Clay Holgorsen (Elliott kick)	10-75	4:31
4 th	4:42	MEM - Jamarius Henderson 6 run (Elliott kick)	3-21	1:12

Team Statistics	MSU	MEM
First Downs	10	27
Rushes-Net Rushing Yards	30-18	60-317
Passing Yards	107	202
Passing: Att-Comp-Int	15-25-0	16-21-0
Total Offense: Plays-Yards	55-125	81-519
Fumbles: Number-Lost	6-3	0-0
Penalties: Number-Yards	5-56	9-92
Punts: Number-Yards	10-39.9	4-46.5
Possession Time	26:10	33:50
Third-Down Conversions	2 of 14	9 of 14
Fourth Down Conversions	0 of 0	1 of 1
Red-Zone: Scores-Chances	1-1	7-7
Sacks: Number-Yards	0-0	1-6

Individual Statistical Leaders

Rushing: Missouri State – Calan Crowder 6-18-0, Ryan Heaston 4-16-0, Breck Ruddick 10-5-0, Maddy Johnson 1-4-0; **Memphis** – Jarvis Cooper 18-102-2, Jamarius Henderson 15-73-1, Sam Craft 12-72-0, Paxton Lynch 3-27-0, Doroland Dorceus 6-19-2, Tarris Wallace 3-12-0.

Passing: Missouri State – Breck Ruddick 14-24-0-101-1, Brodie Lambert 1-1-0-6-0; **Memphis** – Paxton Lynch 8-12-0-78-1, Clay Holgorsen 7-8-0-80-1, Phil Mayhue 1-1-0-44-1.

Receiving: Missouri State – LeMarcus Stewart 4-23-0, Malik Earl 4-22-1, Zac Hoover 3-44-0; **Memphis** – Mose Frazier 6-89-2, Roderick Proctor 3-51-0, Greg McKillion 2-22-0, Jae'Lon Oglesby 2-13-1.

Tackles: Missouri State – Dylan Cole 6-2-8, Anthony Upchurch 5-3-8, Christian Hoffman 5-3-8; **Memphis** – Arthur Maulet 3-0-3, Phillip Sumpter 3-0-3, DaShaughn Terr 3-0-3, Wynton McManis 3-0-3.

GAME 2 ▸ ESPN3

MEMPHIS 55, KANSAS 23

SEPTEMBER 12 ▸ MEMORIAL STADIUM ▸ LAWRENCE, KAN.

Paxton Lynch threw for a career-high 354 yards and wide receiver Mose Frazier had a career-high 141 all-purpose yards to lift Memphis to an impressive 55-23 road victory at Big 12 member Kansas.

Lynch was 22-of-25 passing and tossed two touchdowns. The 354-yard performance bettered his previous career high of 311 yards in last season's 41-14 win at Cincinnati. It also was his fifth career 300-yard passing game.

Frazier had three rushes for 64 yards and a score and added four receptions for 77 yards to account for his 141 yards. He scored one touchdown on a career-long 60-yard scamper.

Memphis piled up 651 yards of total offense, the second-most for a single game in school history. The school record is 659 yards set in a 69-19 rout of rival Louisville in 1969.

The Tigers carried momentum and a 24-13 lead into the second half and pulled away from the Jayhawks. Frazier's 60-yard touchdown run put Memphis up 31-13.

After a Kansas touchdown, Memphis scored the game's next 24 points to grabbed an insurmountable 55-20 advantage. Lynch hit Daniel Montiel for a three-yard scoring strike, and Jarvis Cooper and Jamarius Henderson each hit pay dirt from a yard out for the Tigers' three touchdowns in the 24-0 spurt. Jake Elliott added a 32-yard field goal in the run.

The game, though, got off to a shaky start for the Tigers, as on their opening possession, they fumbled on their first play from scrimmage. The fumble set up the KU offense at the Memphis 10 yard line, but after netting a minus-two yards on three plays, the Jayhawks settled for a Nick Bartolotta 30-yard field goal to take an early 3-0 advantage.

The shaky start continued for Memphis on its second drive. The Tigers went backwards for seven yards on three plays and had to punt. The Jayhawks took over on their own 27 and marched 73 yards on five plays to take a 10-0 lead. Ke'aun Kinner scored on a five-yard scamper around the right end.

That's when the Tigers offense woke up.

Memphis scored on its next three possessions (two touchdowns, one field goal) to take a 17-10 advantage. The Tigers combined to rack up 183 of its 267 first-half yardage on the three drives. The touchdown drives ended in scoring runs from Sam Craft and Doroland Dorceus, and Elliott connected on a 27-yard field goal.

Score By Quarters	1	2	3	4	Total
Memphis (2-0)	10	14	24	7	55
Kansas (0-2)	10	3	7	3	23

1 st	12:34	KU - Nick Bartolotta 30 FG	4-(-2)	0:44
	9:48	KU - Ke'aun Kinner 5 run (Bartolotta kick)	5-73	1:25
	6:26	MEM - Sam Craft 1 run (Jake Elliott kick)	8-75	3:22
	2:28	MEM - Elliott 27 FG	7-39	2:23
2 nd	13:45	MEM - Doroland Dorceus 9 run (Elliott kick)	6-69	1:16
	6:54	KU - Bartolotta 33 FG	13-65	4:00
	0:32	MEM - Tevin Jones 6 pass from Paxton Lynch (Elliott kick)	10-80	4:07
3 rd	14:04	MEM - Mose Frazier 60 run (Elliott kick)	3-75	0:56
	11:20	KU - Montell Cozart 7 run (Bartolotta kick)	10-75	2:44
	9:14	MEM - Daniel Montiel 3 pass from Lynch (Elliott kick)	7-75	2:06
	3:53	MEM - Elliott 32 FG	8-65	1:28
	1:01	MEM - Jarvis Cooper 1 run (Elliott kick)	5-62	1:41
4 th	10:56	MEM - Jamarius Henderson 1 run (Elliott kick)	8-71	3:50
	7:57	KU - Matthew Wyman 51 FG	8-42	2:59

Team Statistics	MEM	KU
First Downs	34	23
Rushes-Net Rushing Yards	52-281	46-194
Passing Yards	370	165
Passing: Att-Comp-Int	24-27-0	18-38-0
Total Offense: Plays-Yards	79-651	84-359
Fumbles: Number-Lost	3-3	1-0
Penalties: Number-Yards	7-58	7-68
Punts: Number-Yards	2-50.5	8-36.6
Possession Time	27:39	31:34
Third-Down Conversions	5 of 9	8 of 20
Fourth Down Conversions	0 of 0	0 of 1
Red-Zone: Scores-Chances	7-7	4-5
Sacks: Number-Yards	2-22	1-8

Individual Statistical Leaders

Rushing: Memphis – Jamarius Henderson 11-77-1, Mose Frazier 3-64-1, Jarvis Cooper 9-57-1, Doroland Dorceus 7-49-1, Sam Craft 7-15-1; **Kansas** – Ke'aun Kinner 16-113-1, De'Andre Mann 10-36-0.

Passing: Memphis – Paxton Lynch 22-25-0-354-2, Clay Holgorsen 2-2-0-16-0; **Kansas** – Montrell Cozart 13-28-0-118-0, Deondre Ford 5-10-0-47-0.

Receiving: Memphis – Phil Mayhue 5-68-0, Mose Frazier 4-77-0, Anthony Miller 3-61-0, Jae'Lon Oglesby 2-41-0; **Kansas** – Tyler Patrick 6-38-0, Steven Sims 3-27-0.

Tackles: Memphis – Jackson Dillon 6-2-8, Shareef White 6-1-7, Genard Avery 5-1-6; **Kansas** – Fish Smithson 9-3-12, Marquis Roberts 8-1-9, Brandon Stewart 8-0-8.



2015 MEMPHIS GAME RECAPS

GAME 3 ▶ AMERICAN SPORTS NETWORK

MEMPHIS 44, BOWLING GREEN 41

SEPTEMBER 19 ▶ DOYT PERRY STADIUM ▶ BOWLING GREEN, OHIO

In a battle of two high-powered offenses, Memphis edged Bowling Green for a 44-41 win at Doyt Perry Stadium Saturday. In the end, it was the Tigers defense and special teams that separated the two foes.

Junior place-kicker Jake Elliott scored the winning points on a 29-yard field goal with 7:35 left in the game. Elliott also had field goals of 52 yards and 38 yards in the contest. Bowling Green's kicker Tyler Tate missed his only field goal attempt and was unable to convert one of the team's extra-point attempts.

After the teams went back and forth and scored at will for much of the game, the Memphis defense made stops on the Falcons' final four drives of the game.

Memphis quarterback Paxton Lynch had another banner game, completing 29-of-40 passes for a career-high 386 yards and three touchdowns. On the receiving end of his touchdown passes were wide receiver Tevin Jones, running back Sam Craft and tight end Daniel Montiel. Lynch's career-high 386 yards passing bested his previous high of 354 yards which he threw for in last Saturday's 55-23 win at Kansas.

Bowling Green exploited the Memphis defense through the air for a majority of the game. Falcons quarterback Matt Johnson was 28-of-44 for 443 yards and four touchdowns. Three of his touchdown passes were long-range strikes to Roger Lewis, who finished with seven catches for 261 yards.

Doroland Dorceus led the Tigers rushing attack with 75 yards on 16 carries. He and Craft, who finished with 11 carries for 50 yards, scored rushing touchdowns.

Elliott kicked his 52-yard field goal to start the second half, cutting into the Bowling Green lead. That Tigers' drive was extended on a Nick Jacobs' 11-yard run off a fake punt. For his career, Elliott moved to 8-of-14 on kicks of longer than 50 yards.

Memphis linebacker Genard Avery came up with a huge sack on third down of Bowling Green's first second-half possession. The sack forced the Falcons to attempt a 48-yard field goal, which was missed.

The game see-sawed back and forth as Memphis had an answer for 94 and 62 yard touchdown passes from Johnson to Roger Lewis.

Prior to Elliott's field goal which proved to be the game winner, Memphis tied the game at 41-41 with a 48-yard touchdown pass on a double reverse pass. Lynch handed the ball to Craft who pitched it to Roderick Procter who tossed it back to Lynch. The Tigers quarterback launched it to a wide-open Jones.

Score By Quarters	1	2	3	4	Total	
Memphis (3-0)	10	7	17	10	-	44
Bowling Green (1-2)	14	13	7	7	-	41

1 st	13:44	BGSU - Roger Lewis 62 pass from Matt Johnson (Tyler Tate kick)	4-75	1:16
	9:11	MEM - Doroland Dorceus 17 run (Jake Elliott kick)	6-56	1:32
	5:47	BGSU - Donovan Wilson 2 run (Tate kick)	10-75	3:24
	1:50	MEM - Jake Elliott 34 FG	9-66	3:52
2 nd	9:40	MEM - Daniel Montiel 6 pass from Paxton Lynch (Elliott kick)	14-88	5:27
	2:11	BGSU - Johnson 23 run (Tate kick)	10-91	2:50
	0:03	BGSU - Teo Redding 9 pass from Johnson (kick failed)	9-90	1:25
3 rd	11:44	MEM - Elliott 52 FG	10-38	3:10
	4:34	MEM - Sam Craft 3 run (Elliott kick)	10-70	4:09
	3:52	BGSU - Roger Lewis 94 pass from Johnson (Tate kick)	2-95	0:36
	1:00	MEM - Craft 60 pass from Lynch (Elliott kick)	6-78	2:46
4 th	14:13	BGSU - Lewis 62 pass from Johnson (Tate kick)	6-75	1:47
	11:19	MEM - Tevin Jones 48 pass from Lynch (Elliott kick)	7-75	2:54
	7:35	MEM - Elliott 29 FG	7-44	2:48

Team Statistics	MEM	BGSU
First Downs	28	24
Rushes-Net Rushing Yards	50-155	29-136
Passing Yards	386	443
Passing: Att-Comp-Int	29-40-0	28-45-0
Total Offense: Plays-Yards	90-541	74-579
Fumbles: Number-Lost	0-0	1-0
Penalties: Number-Yards	7-78	10-92
Punts: Number-Yards	4-46.5	5-44.2
Possession Time	36:41	23:19
Third-Down Conversions	9 of 20	7 of 15
Fourth Down Conversions	3 of 3	1 of 2
Red-Zone: Scores-Chances	5-5	2-2
Sacks: Number-Yards	4-23	2-13

Individual Statistical Leaders

Rushing: Memphis – Doroland Dorceus 16-75-1, Sam Craft 11-50-1, Paxton Lynch 7-17-0, Jarvis Cooper 9-15-0; **BGSU** – Travis Green 11-63-0, Matt Johnson 11-41-1, Fred Coppet 5-30-0.

Passing: Memphis – Paxton Lynch 29-40-0-386-3; **BGSU** – Matt Johnson 28-44-0-443-4.

Receiving: Memphis – Mose Frazier 7-66-0, Roderic Procter 4-35-0, Tevin Jones 3-98-1, Sam Craft 3-63-1, Anthony Miller 3-46-0, Phil Mayhue 3-40-0, Alan Cross 3-25-0, Daniel Montiel 3-13-1; **BGSU** – Ryan Burbrink 8-77-0, Roger Lewis 7-261-3, Ronnie Moore 7-64-0, Teo Redding 2-17-1.

Tackles: Memphis – Leonard Pegues 4-4-8; Wynton McManis 4-3-7; Shareef White 4-1-5; **BGSU** – Austin Valdez 9-11-20, Trent Greene 3-7-10, James Sanford 2-7-9.



THE LAST TIME A TIGER TEAM ...

RUSHING

Had 500 or more yards rushing	vs Tulsa, 1969 (507)
Had 400 or more yards rushing	vs Tulsa, 1972 (436)
Had 300 or more yards rushing	vs Missouri State, 2015 (317)
Had 200 or more yards rushing	vs Kansas, 2015 (281)
Had 80 or more rushing attempts	vs North Texas State, 1971 (81)
Had 75 or more rushing attempts	vs Wichita State, 1972 (77)
Had 70 or more rushing attempts	vs Georgia Tech, 1981 (70)
Had seven or more rushing TDs	vs Austin Peay, 2014 (7)
Had six or more rushing TDs	vs Austin Peay, 2014 (7)
Had five or more rushing TDs	at Kansas, 2015 (5)
Had four or more rushing TDs	at Kansas, 2015 (5)
Had three or more rushing TDs	at Kansas, 2015 (5)
Had two or more players with 100 yards rushing in a game	vs Arkansas State, 2013 (Marquis Warford, 173 & Brandon Hayes, 114)

PASSING

Had 400 or more yards passing	vs East Carolina, 2007 (416)
Had 375 or more yards passing	at Bowling Green, 2015 (386)
Had 350 or more yards passing	at Bowling Green, 2015 (386)
Had 300 or more yards passing	at Bowling Green, 2015 (386)
Had 275 or more yards passing	at Bowling Green, 2015 (386)
Had 250 or more yards passing	at Bowling Green, 2015 (386)
Had 60 or more pass attempts	vs SMU, 2007 (61)
Had 50 or more pass attempts	vs Louisville, 2008 (56)
Had 40 or more pass attempts	at Bowling Green, 2015 (40)
Had 30 or more pass completions	vs East Carolina, 2009 (33)
Had 25 or more pass completions	at Bowling Green, 2015 (29)
Had five or more passing TDs	vs SMU, 2007 (5)
Had four or more passing TDs	vs BYU, 2014 (4)
Had three or more passing TDs	at Bowling Green, 2015 (3)
Had five or more passes intercepted	vs East Carolina, 2006 (5)
Had four or more passes intercepted	vs Ole Miss, 2007 (4)
Had three players throw a TD pass	vs Missouri St., 2015 (P. Lynch, P. Mayhue, C. Holgorsen)
Had two players throw a touchdown pass	at SMU, 2014 (P. Lynch, J. Stewart)
Had two or more players with 100 yards passing in a game	vs UCF, 2009 (T. Bass 115 & W. Hudgens 143)

RECEIVING

Had two or more players with 100 yards receiving in a game	vs Middle Tennessee, 2012 (Rucker 177 & Malone 102)
Had 10 players with at least 1 reception	at Kansas (11)

TOTAL OFFENSE

Had 600 or more yards total offense	at Kansas, 2015 (651)
Had 500 or more yards total offense	at Bowling Green, 2015 (541)
Had 400 or more yards total offense	at Bowling Green, 2015 (541)
Had 100 or more plays	vs SMU, 2007 (108)
Had 90 or more plays	at Bowling Green, 2015 (90)
Had 80 or more plays	at Bowling Green, 2015 (90)
Had 75 or more plays	at Bowling Green, 2015 (90)

SCORING

Had 70 or more points	vs Tampa, 1949 (70-6)
Had 60 or more points	vs Missouri State, 2015 (63-7)
Had 50 or more points	at Kansas, 2015 (55-23)
Had 40 or more points	at Bowling Green, 2015 (44)
Allowed 50 or more points	Mississippi State, 2011 (14-59)
Allowed 40 or more points	at Bowling Green, 2015 (41)
Was held scoreless	at UCF, 2011 (0-41)
Was held scoreless at home	vs SMU, 2011 (0-42)
Was held scoreless on the road	at UCF, 2011 (0-41)
Held an opponent scoreless	vs Austin Peay, 2014 (63-0)
Held an opponent scoreless at home	vs Austin Peay, 2014 (63-0)
Held an opponent scoreless on the road	vs Arkansas, 1993 (6-0)
Held two opponents scoreless in a season	vs Tulsa; USM, 1968
Held three opponents scoreless in a season	vs Utah St.; North Texas; McNeese State, 1965
Held four opponents scoreless in a season	vs Louisville; McNeese St.; West Texas State; Tampa, 1964
Scored a two-point conversion rushing	vs Akron, 2005 (Avery run)
Scored a two-point conversion passing	vs Southern Miss, 2007 (Hankins pass)

TURNOVERS

Had eight or more turnovers	vs Louisville, 1979 (8: 6 FR, 2 int.)
Had seven or more turnovers	vs USF, 2003 (3 FR; 4 Int)
Had six or more turnovers	vs East Carolina, 2006 (1 FR; 5 Int)
Had eight or more fumbles	vs Alabama, 1986 (8)
Had seven or more fumbles	vs Alabama, 1986 (8)

Had six or more fumbles	vs Middle Tennessee, 2012 (6)
Had five or more fumbles	at Houston, 2013 (5)
Lost seven or more fumbles	vs Mississippi State, 1976 (7)
Lost six or more fumbles	vs Louisville, 1979 (6)
Lost five or more fumbles	vs Tennessee, 1984 (5)
Lost four or more fumbles	at Houston, 2013 (4)
Lost three or more fumbles	at Kansas, 2015 (3)
Did not commit a turnover	Bowling Green, 2015
Had eight or more takeaways	vs North Texas State, 1968 (8)
Had six or more takeaways	vs Marshall, 2011 - 6 (4 fumble, 2 int)
Had five or more takeaways	at Tulane, 2014 - 5 (2 fumble, 3 int)
Had four or more takeaways	vs BYU, 2014 - 4 (1 fumble, 3 int)
Had three or more takeaways	vs Missouri State, 2015 - 3 (3 fumbles)
Returned two interceptions for TDs	at Tulane-2, 2014 (B. McCain, 15; D. Nelson, 58)
Returned an interception for a TD	at Tulane-2, 2014 (B. McCain, 15; D. Nelson, 58)
Returned a fumble for a TD	vs Middle Tennessee, 2014 (Bobby McCain, 59 yds)
Returned two fumbles for TDs	vs SMU, 2013
Blocked two punts for touchdowns	vs Tulsa, 1968 (Dees & Marks)

DEFENSE

Held an opponent to 10 or fewer first downs	vs Missouri State, 2015 (10)
Held an opponent to 0 or fewer yards rushing	vs Ole Miss, 1993 (-4)
Held an opponent to 50 or fewer yards rushing	vs Missouri State, 2015 (18)
Held an opponent to 100 or fewer yards rushing	vs BYU, 2014 (77)
Held an opponent to 25 or fewer yards passing	vs USF, 2003 (25)
Held an opponent to 50 or fewer yards passing	vs Austin Peay, 2014 (30)
Held an opponent to 100 or fewer yards total offense	vs UT-Arlington, 1962 (87)
Held an opponent to 200 or fewer yards total offense	vs Missouri State, 2015 (125)
Held an opponent to 300 or fewer yards total offense	vs UConn, 2014 (269)
Intercepted six or more passes	vs East Carolina, 1993 (6)
Intercepted five or more passes	vs Mississippi State, 1998 (5)
Intercepted four or more passes	at USF, 2013 (4)
Intercepted three or more passes	vs BYU, 2014 (3)
Recovered four or more fumbles	vs Marshall, 2011 (4)
Recovered three or more fumbles	vs Missouri State, 2015 (3)
Recorded a safety	vs Middle Tennessee, 2014
Recorded seven or more sacks	vs Arkansas State, 2013 (7)
Recorded six or more sacks	vs Arkansas State, 2013 (7)
Recorded five or more sacks	vs Middle Tennessee, 2014 (5)
Recorded four or more sacks	vs USF, 2014 (4)
Recorded 12 or more tackles for loss	vs Arkansas State, 2013 (12)
Recorded 10 or more tackles for loss	vs Middle Tennessee, 2014 (10)
Had three or more players with 2 or more tackles for loss	vs Middle Tennessee, 2014 (3)
Had four or more players with 2 or more tackles for loss	vs UCF, 2008 (4)

SPECIAL TEAMS

Returned a punt for a TD	vs Missouri State, 2015 (Roderick Proctor)
Returned a blocked punt for a TD	at Arkansas State, 2012 (Tevin Jones)
Returned a kickoff for a TD	vs Tennessee, 1996 (Randall Cobb 95 yds)
Blocked one punt	at Temple, 2014 (Tevin Jones)
Blocked two punts	vs Arkansas, 1992 (4)
Blocked three punts	vs Arkansas, 1992 (4)
Blocked four punts	vs Arkansas, 1992 (4)
Blocked a field goal	vs Tulsa, 2014
Blocked a PAT	at UAB, 2012
Returned a Blocked PAT for 2 Points	at UAB, 2012 (Charles Harris)
Punted 13 or more times	vs Texas A&M, 1979 (13)
Punted 12 or more times	vs SMU, 2011 (12)
Punted 11 or more times	at Southern Miss, 2011 (11)
Punted 10 or more times	at Ole Miss, 2014 (10)
Punted one time in a game	at SMU, 2014 (1)
Punted two times or less	at Kansas, 2015 (2)
Missed a kicking PAT	at UAB, 2012
Had a kicking PAT blocked	vs Marshall, 2011
Had a punt blocked	vs Temple, 2013
Had a field goal blocked	at Marshall, 2012
Had a blocked field goal returned for a TD	vs Louisville, 2008
Recorded 2 Special Teams TDs	at Arkansas State, 2012 (2, BL P & P FF)
Gave up 2 Special Teams TDs	vs Louisville, 2008 (2, BL FG & KOR)
Kicked an on-side kick	at Connecticut, 2013
Recovered an opponent's on-side kick	vs USF, 2014
Recovered a Memphis on-side kick	at Marshall, 2012
Totalled 200 or more kickoff return yards	vs Middle Tennessee, 2012 (200)
Totalled 150 or more kickoff return yards	vs BYU, 2014 (166)
Totalled 100 or more kickoff return yards	vs BYU, 2014 (166)
Returned 10 or more kickoffs	vs Mississippi State, 2011 (10)
Returned nine or more kickoffs	vs Mississippi State, 2011 (10)
Returned eight or more kickoffs	vs Middle Tennessee, 2012 (8)

MISCELLANEOUS

Had 30 or more first downs..... at Kansas, 2015 (34)
 Had 20 or more first downs.....at Bowling Green, 2015 (28)
 Had 16 or more penalties..... at Marshall, 2012 (16)
 Had 15 or more penalties..... at Middle Tennessee, 2013 (15)
 Had 10 or more penalties..... at UCLA, 2014 (10)
 Had 125 or more yards in penalties..... at Middle Tennessee, 2013 (145)
 Had 100 or more yards in penalties..... at Ole Miss, 2014 (105)
 Had a 100-yard rusher and a 100-yard receiver in the same game.....
 vs UTEP, 2009 (Curtis Steele 240 rush, Carlos Singleton 105 rec)
 Had 40 or more minutes of TOP..... at Cincinnati, 2014 (40:55)
 Had 35 or more minutes of TOP..... at Cincinnati, 2014 (40:55)
 Had a tie game..... vs Arkansas State, 1990
 Was involved in an overtime..... vs Tulsa, 2009
 Gave up a Safety..... vs Army, 2000

THE LAST TIME A TIGER PLAYER ...

RUSHING

Rushed 40 or more times..... Marcus Holliday vs Tulane, 1994 (42)
 Rushed 35 or more times..... Sam Craft at Cincinnati, 2014 (38)
 Rushed 30 or more times..... Sam Craft at Cincinnati, 2014 (38)
 Rushed 25 or more times..... Brandon Hayes at Temple, 2014 (26)
 Rushed for 250 or more yards..... DeAngelo Williams vs USF, 2004 (263)
 Rushed for 200 or more yards..... Curtis Steele vs Tulsa, 2009 (232)
 Rushed for 175 or more yards..... Brandon Hayes vs USF, 2014 (189)
 Rushed for 150 or more yards..... Brandon Hayes vs USF, 2014 (189)
 Rushed for 125 or more yards..... Brandon Hayes vs USF, 2014 (189)
 Rushed for 100 or more yards..... Jarvis Cooper vs Missouri State, 2015 (102)
 Rushed for four or more TDs..... Curtis Steele vs Tulsa, 2009 (4)
 Rushed for three or more TDs..... Paxton Lynch vs BYU, 2014 (3)
 Rushed for two or more TDs..... Jarvis Cooper & Doroland Dorceus vs Missouri State (2)
 Had a run of 90 or more yards..... Herb Covington vs Cincinnati, 1966 (92)
 Had a run of 80 or more yards..... DeAngelo Williams vs Tulane, 2002 (86)
 Had a run of 70 or more yards..... Curtis Steele vs Tulsa, 2009 (77)
 Had a run of 60 or more yards..... Mose Frazier at Kansas, 2015 (60)
 Had a run of 50 or more yards..... Brandon Hayes vs Tulsa, 2014 (51)
 Had 2 players rush for two or more TDs.. Jarvis Cooper & Doroland Dorceus vs Missouri St (2)

PASSING

Passed for 400 or more yards..... Martin Hankins vs East Carolina, 2007 (416)
 Passed for 350 or more yards..... Paxton Lynch at Bowling Green, 2015 (386)
 Passed for 300 or more yards..... Paxton Lynch at Bowling Green, 2015 (386)
 Passed for 250 or more yards..... Paxton Lynch at Bowling Green, 2015 (386)
 Passed for 200 or more yards..... Paxton Lynch at Bowling Green, 2015 (386)
 Attempted 60 or more passes..... Martin Hankins vs East Carolina, 2007 (60)
 Attempted 50 or more passes..... Arkelon Hall vs Louisville, 2008 (55)
 Attempted 40 or more passes..... Paxton Lynch at Bowling Green, 2015 (40)
 Attempted 30 or more passes..... Paxton Lynch at Bowling Green, 2015 (40)
 Completed 30 or more passes..... Will Hudgens vs East Carolina, 2009 (33)
 Completed 25 or more passes..... Paxton Lynch at Bowling Green, 2015 (29)
 Completed 20 or more passes..... Paxton Lynch at Bowling Green, 2015 (29)
 Threw four or more TD passes..... Paxton Lynch vs BYU, 2014 (4)
 Threw three or more TD passes..... Paxton Lynch vs BYU, 2014 (4)
 Threw five or more interceptions..... Martin Hankins vs Southern Miss, 2006 (5)
 Threw four or more interceptions..... Martin Hankins vs Ole Miss, 2007 (4)
 Threw three or more interceptions..... Paxton Lynch at Bowling Green, 2015 (3)
 Completed a pass for 90 or more yards..... Taylor Reed vs Austin Peay, 2011 (93)
 Completed a pass for 80 or more yards..... Taylor Reed vs Austin Peay, 2011 (93)
 Completed a pass for 70 or more yards..... Taylor Reed vs Austin Peay, 2011 (93)
 Completed a pass for 60 or more yards..... Paxton Lynch at Bowling Green, 2015 (60)
 Completed a pass for 50 or more yards..... Paxton Lynch at SMU, 2014 (54)

RECEIVING

Caught 10 or more passes..... Marcus Rucker vs Middle Tennessee, 2012 (10)
 Keiwone Malone vs Middle Tennessee, 2012 (10)
 Caught seven or more passes..... Mose Frazier at Bowling Green, 2015 (7)
 Had 180 or more yards receiving..... Bob Sherlag vs Mississippi St., 1965 (186)
 Had 175 or more yards receiving..... Marcus Rucker vs MTSU, 2012 (177)
 Had 150 or more yards receiving..... Marcus Rucker vs MTSU, 2012 (177)
 Had 125 or more yards receiving..... Marcus Rucker vs MTSU, 2012 (177)
 Had 100 or more yards receiving..... Mose Frazier at Temple, 2014 (110)
 Caught three or more TD passes..... Carlos Singleton vs SMU, 2007 (3)
 Caught two or more TD passes..... Mose Frazier vs Missouri State, 2015 (2)

TOTAL OFFENSE

Had 400 or more yards of total offense..... Paxton Lynch at Bowling Green, 2015 (403)
 Had 350 or more yards of total offense..... Paxton Lynch at Bowling Green, 2015 (403)
 Had 300 or more yards of total offense..... Paxton Lynch at Bowling Green, 2015 (403)
 Had 250 or more yards of total offense..... Paxton Lynch at Bowling Green, 2015 (403)

SCORING

Responsible for five or more TDs..... Paxton Lynch vs BYU, 2014 - 7 (4 pass, 3 rush)
 Accounted for four or more TDs..... Paxton Lynch vs BYU, 2014 - 7 (4 pass, 3 rush)
 Accounted for three or more TDs..... Paxton Lynch at Bowling Green, 2015 - 3 (3 pass)
 Scored four or more TDs..... Curtis Steele vs Tulsa, 2009 (4 rush)
 Scored three or more TDs..... Paxton Lynch vs BYU, 2014 - 3 (3 rush)
 Scored two or more TDs..... Sam Craft at Bowling Green, 2015 - 2 (1 pass, 1 rush)
 Scored in three different ways..... Arkelon Hall vs vs Louisville, 2008 (2 pass, 1 rsh, 1 rec)

DEFENSE

Intercepted three or more passes..... Bobby McCain at USF, 2013 (3)
 Intercepted two or more passes..... Bobby McCain at Ole Miss, 2014 (2)
 Recovered three or more fumbles..... Quinton McCrary vs UCF, 2007 (3)
 Recovered two or more fumbles..... Ryan Coleman vs SMU, 2013 (2)
 Returned two fumbles for TDs..... Ryan Coleman vs SMU, 2013 (2)
 Returned fumble for TD..... Bobby McCain vs Middle Tennessee, 2014
 Recorded four or more sacks..... Clinton McDonald vs Arkansas St., 2008 (4)
 Recorded three or more sacks..... Clinton McDonald vs Arkansas St., 2008 (4)
 Recorded two or more sacks..... Jackson Dillon vs BYU, 2014 (2.0)
 Recorded four or more TFLs..... Tank Jakes at UCLA, 2014 (4.0)

SPECIAL TEAMS

Scored 18 or more points kicking..... Ryan White vs UAB, 1999 (18)
 Scored 15 or more points kicking..... Jake Elliott vs Tulsa, 2014 (16)
 Scored 10 or more points kicking..... Jake Elliott at Bowling Green, 2014 (14)
 Kicked five or more field goals..... Jake Elliott at Houston, 2013 (5)
 Kicked four or more field goals..... Jake Elliott vs Tulsa, 2014 (4)
 Kicked three or more field goals..... Jake Elliott at Bowling Green, 2015 (3)
 Attempted five or more field goals..... Jake Elliott vs Tulsa, 2014 (5)
 Attempted four or more field goals..... Jake Elliott at Temple, 2014 (4)
 Attempted three or more field goals..... Jake Elliott at Bowling Green, 2015 (3)
 Kicked a field goal of 50 or more yards..... Jake Elliott at Bowling Green, 2015 (52)
 Punted 12 or more times..... Tom Hornsey vs SMU, 2011 (12)
 Punted 11 or more times..... Tom Hornsey at Southern Miss, 2011 (11)
 Punted 10 or more times..... Spencer Smith at Ole Miss, 2014 (10)
 Punted 70 or more yards..... Tom Hornsey vs UT Martin, 2013 (70)
 Punted 60 or more yards..... Tom Hornsey vs Temple, 2013 (61)
 Had a punt average over 50 yards..... Spencer Smith vs Austin Peay, 2014 (51.0)
 Totaled 175 or more yards in kick returns..... Joe Craig at Connecticut, 2013 (177)
 Totaled 150 or more yards in kick returns..... Joe Craig at Connecticut, 2013 (177)
 Totaled 125 or more yards in kick returns..... Joe Craig vs BYU, 2014 (132)
 Totaled 100 or more yards in kick returns..... Joe Craig vs BYU, 2014 (132)
 Returned a kick 90 or more yards..... Bobby McCain at Duke, 2012 (95)
 Returned a kick 50 or more yards..... Bobby McCain at Cincinnati, 2014 (59)
 Returned a kickoff for a TD..... Kevin Cobb vs Tennessee, 1996 (95 yds)
 Returned nine or more kickoffs..... Marcus Hightower vs Houston, 2009 (9)
 Returned eight or more kickoffs..... D.A. Griffin vs Houston, 2010 (8)
 Returned seven or more kickoffs..... Curtis Johnson vs UAB, 2011 (7)
 Returned six or more kickoffs..... Joe Craig at Connecticut, 2012 (6)
 Returned 10 or more punts..... Ryan Roskelly vs Tulsa, 1994 (10)
 Returned seven or more punts..... Darron White vs Chattanooga, 2004 (7)
 Returned six or more punts..... Keiwone Malone vs Middle Tennessee, 2014 (6)
 Had 150 or more punt return yards..... Ryan Roskelly vs Tulsa, 1994 (194)
 Had 100 or more punt return yards..... Keiwone Malone at UAB, 2012 (112)
 Had a punt return of 90 or more yards..... Keith Wright vs Louisville, 1975 (94)
 Had a punt return of 80 or more yards..... Ryan Johnson vs Cincinnati, 2000 (82)
 Had a punt return of 50 or more yards..... Roderick Proctor vs Missouri State, 2015 (63)
 Returned a punt for a TD..... Roderick Proctor vs Missouri State, 2015
 Blocked a punt..... Tevin Jones at Temple, 2014
 Returned a blocked punt for a TD..... Tevin Jones at Arkansas State, 2012
 Blocked a field goal..... Jackson Dillon vs Tulsa, 2014
 Blocked a PAT..... Team at UAB, 2012
 Returned a blocked PAT for a score..... Charles Harris at UAB, 2012

THE LAST TIME A TIGER PLAYER ...

IN ONE QUARTER...

Passed for 75 yards or more..... Paxton Lynch at Bowling Green, 2015 (117-3rd)
 Passed for 100 yards or more..... Paxton Lynch at Bowling Green, 2015 (117-3rd)
 Passed for 175 yards or more..... Arkelon Hall vs UAB, 2008 (186-2nd)
 Passed for three or more TDs..... Paxton Lynch vs UConn, 2014 (3-3rd)
 Passed for two or more TDs..... Paxton Lynch vs UConn, 2014 (3-3rd)
 Rushed for 75 yards or more..... Jamarius Henderson at Kansas, 2015 (77-4th)
 Rushed for 100 yards or more..... Jarvis Cooper vs Austin Peay, 2014 (101-4th)
 Rushed for 150 yards or more..... Paul Gowen vs Tulsa, 1969 (150-2nd)
 Rushed for two TDs or more..... Paxton Lynch vs USF, 2014 (2-1st)
 Caught three or more passes..... Mose Frazier at Bowling Green, 2015 (3-3rd)
 Caught five or more passes..... Keiwone Malone vs MTSU, 2012 (5-2nd)
 Caught two or more TD passes..... Mose Frazier vs Missouri State, 2015 (2-1st)
 Had 75 or more receiving yards..... Marcus Rucker vs MTSU, 2012 (80-2nd)
 Kicked three or more field goals..... Stephen Gostkowski vs Ole Miss, 2003 (3-4th)

IN ONE HALF

Passed for 200 yards or more..... Paxton Lynch at Bowling Green, 2015 (209-2nd)
 Passed for 175 yards or more..... Paxton Lynch at Bowling Green, 2015 (209-2nd)
 Rushed for 100 yards or more..... Brandon Hayes vs USF, 2014 (100-1st)
 Rushed for 150 yards or more..... DeAngelo Williams vs Akron, 2005 (154-2nd)
 Rushed for three TDs or more..... Curtis Steele vs Tulsa, 2009 (3-2nd)
 Rushed for two TDs or more..... Paxton Lynch vs BYU, 2014 (2-1st)
 Passed for three or more TDs..... Paxton Lynch vs UConn, 2014 (3-2nd)
 Caught eight or more passes..... Maurice Avery vs UAB, 2003 (8-2nd)
 Caught six or more passes..... Keiwone Malone vs MTSU, 2012 (7-2nd)
 Had 100 yards receiving..... Marcus Rucker vs MTSU, 2012 (146-1st)
 Had 125 yards receiving..... Marcus Rucker vs MTSU, 2012 (146-1st)
 Caught two or more TD passes..... Mose Frazier vs Missouri State, 2015 (2-1st)
 Kicked four or more field goals..... Ryan White vs UAB, 1999 (4-1st)
 Kicked three or more field goals..... Jake Elliott at Houston, 2013 (3-1st)

THE LAST TIME A TIGER TEAM ...**IN ONE QUARTER**

Passed for 75 yards or more..... vs BYU 2014 (97-3rd)
 Passed for 100 yards or more..... at Kansas, 2015 (119-2nd)
 Passed for 175 yards or more..... vs UT-Martin, 2009 (175-2nd)
 Passed for 200 yards or more..... vs Chattanooga, 2004 (202-3rd)
 Passed for two TDs..... vs Missouri State, 2015 (2-1st)
 Passed for three TDs..... vs UConn, 2014 (3-3rd)
 Rushed for 75 yards or more..... vs Missouri State, 2015 (93-2nd)
 Rushed for 100 yards or more..... vs Missouri State, 2015 (100-1st)
 Rushed for 125 yards or more..... vs Austin Peay, 2014 (133-4th)
 Rushed for three TDs or more..... at SMU, 2014 (3-2nd)
 Rushed for two TDs or more..... vs Missouri State, 2015 (2-1st)
 Kicked three or more field goals..... vs Ole Miss, 2003 (3-4th)
 Had four receivers catch three passes..... vs Southern Miss, 2007 (4-4th)
 Had seven receivers catch one pass..... vs Cincinnati, 2013 (7-4th)

IN ONE HALF

Passed for 200 yards or more..... at Kansas, 2015 (217-1st)
 Passed for 175 yards or more..... at SMU, 2014 (238-1st)
 Passed for 150 yards or more..... at SMU, 2014 (238-1st)
 Passed for two or more TDs..... vs Missouri State, 2015 (2-1st)
 Passed for three or more TDs..... vs UConn, 2014 (3-2nd)
 Rushed for 250 yards or more..... vs Akron, 2005 (252-2nd)
 Rushed for 200 yards or more..... at Kansas, 2015 (231-2nd)
 Rushed for 150 yards or more..... vs Missouri State, 2015 (193-1st)
 Rushed for four TDs or more..... vs Austin Peay, 2014 (5-1st)
 Rushed for two TDs or more..... vs Missouri State, 2015 (2-2nd)
 Kicked four or more field goals..... vs UAB, 1999 (4-1st)

THE LAST TIME A TIGER OPPONENT ...**RUSHING**

Had 500 or more yards rushing..... Texas A&M, 1978 (523)
 Had 400 or more yards rushing..... East Carolina, 2007 (491)
 Had 300 or more yards rushing..... Arkansas State, 2012 (317)
 Had 75 or more rushing attempts..... Texas A&M, 1978 (75)
 Had 70 or more rushing attempts..... Arkansas State, 1986 (71)
 Had seven or more rushing TDs..... UCF, 2007 (7)
 Had six or more rushing TDs..... East Carolina, 2007 (6)
 Had five or more rushing TDs..... Miss. State, 2011 (5)
 Had four or more rushing TDs..... Cincinnati, 2013 (4)
 Had two players with 100 yards rushing in game..... Southern Miss, 2008 (Austin Davis, 128, Damion Fletcher 100)

PASSING

Had 500 or more yards passing..... Houston, 2009 (578)
 Had 400 or more yards passing..... Bowling Green, 2015 (443)
 Had 300 or more yards passing..... Bowling Green, 2015 (443)
 Had 60 or more pass attempts..... USF, 2001 (62)
 Had 50 or more pass attempts..... Tulsa, 2014 (54)
 Had 40 or more pass attempts..... Bowling Green, 2015 (45)
 Had 35 or more completions..... Bowling Green, 2015 (45)
 Had 30 or more completions..... UCLA, 2014 (33)
 Had 25 or more completions..... Bowling Green, 2015 (28)
 Had six or more TD passes..... Houston, 2010 (6)
 Had five or more TD passes..... East Carolina, 2012 (5)
 Had four or more TD passes..... Bowling Green, 2015 (4)
 Had three or more TD passes..... Bowling Green, 2015 (4)
 Had six or more passes intercepted..... East Carolina, 1993 (6)
 Had five or more passes intercepted..... Mississippi State, 1997 (5)
 Had four or more passes intercepted..... USF, 2013 (4)
 Had three or more passes intercepted..... BYU, 2014 (3)

RECEIVING

Had two or more players with 100 yards receiving in game.....
 UCLA, 2014 (Thomas Duarte-110, Jordan Payton-104)

TOTAL OFFENSE

Had 600 or more yards of total offense..... at Arkansas State, 2012 (619)
 Had 500 or more yards of total offense..... at Bowling Green, 2015 (579)
 Had 400 or more yards of total offense..... at Bowling Green, 2015 (579)
 Had 90 or more plays..... vs BYU, 2014 (91)
 Had 80 or more plays..... at Kansas, 2015 (84)
 Had 75 or more plays..... at Kansas, 2015 (84)

SCORING

Scored 70 or more points..... Ole Miss, 1935 (92)
 Scored 60 or more points..... Ole Miss, 1980 (61)
 Scored 50 or more points..... Miss. State, 2011 (59)
 Scored 40 or more points..... at Bowling Green, 2015 (41)
 Scored a two-point conversion passing..... at UCLA, 2014
 Scored a two-point conversion running..... UAB, 2011

TURNOVERS

Committed seven or more turnovers..... Cincinnati, 1998 (7, 5 fumbles, 2 int.)
 Committed six or more turnovers..... Marshall, 2011 (6, 4 fumbles, 2 int.)
 Committed five or more turnovers..... Tulane, 2014 (5, 2 fumbles, 3 int.)
 Committed four or more turnovers..... BYU, 2014 (4, 1 fumbles, 3 int.)
 Had five or more fumbles..... East Carolina, 2012 (5)
 Lost four or more fumbles..... Marshall, 2011 (4)
 Did not commit a turnover..... Bowling Green, 2015
 Returned an interception for a touchdown..... BYU, 2014 (Zac Stout - 19 yd)
 Returned a fumble for a touchdown..... Tulsa, 2014 (DeMarco Nelson - 6 yd)

DEFENSE

Held UM to 10 or fewer first downs..... SMU, 2012 (9)
 Held UM to 0 or fewer yards rushing..... SMU, 2011 (-14)
 Held UM to under 100 yards rushing..... Temple, 2014 (82)
 Held UM to 100 or fewer yards passing..... Ole Miss 2014 (81)
 Held UM to under 300 yards of total offense..... Ole Miss, 2014 (104)
 Held UM to under 200 yards of total offense..... Ole Miss, 2014 (104)
 Intercepted five or more UM passes..... East Carolina, 2006 (5)
 Intercepted four or more UM passes..... Ole Miss, 2007 (4)
 Intercepted three or more UM passes..... BYU, 2014 (3)
 Recorded a safety..... Army, 2000
 Recorded six or more quarterback sacks..... Louisville, 2010 (6)
 Recorded five or more quarterback sacks..... UCF, 2013 (5)

SPECIAL TEAMS

Returned a punt for a TD..... Houston, 2010 (P.Edwards)
 Returned a blocked punt for a TD..... Temple, 2013 (Michael Felton)
 Returned a kickoff for a TD..... Louisville, 2008 (Trent Guy)
 Blocked a punt..... Temple, 2013 (Michael Felton)
 Blocked a field goal..... Marshall, 2012 (Jeremiah Taylor)
 Blocked a field goal for a TD..... Louisville, 2008 (Brandon Heath)
 Blocked a PAT..... Tulane, 2012
 Punted 10 or more times..... Missouri State, 2015 (10)
 Did not punt..... Houston, 2010
 Missed a PAT (kicking)..... Cincinnati, 2013
 Kicked an on-side kick..... USF, 2014
 Scored two special teams TDs..... Louisville, 2008

MISCELLANEOUS

Had 30 or more first downs..... UCLA, 2014 (30)
 Had 25 or more first downs..... Ole Miss, 2014 (26)
 Had 10 or more penalties..... at Bowling Green, 2015 (10)
 Had 100 or more penalty yards..... UConn, 2014 (115)
 Had 35 minutes or more of possession..... USF, 2014 (36:47)
 Had a 100 yard receiver and rusher..... SMU, 2012
 (Zach Line, 127 rush; Darius Johnson, 141 rec)

THE LAST TIME A TIGER OPPOSING PLAYER ...**RUSHING**

Rushed 45 or more times	Cyrus Lawrence, Va. Tech, 1981 (45)
Rushed 35 or more times	Brynn Harvey, UCF, 2009 (42)
Rushed 30 or more times	Brynn Harvey, UCF, 2009 (42)
Rushed 25 or more times	David Oku, Arkansas State, 2012 (25)
Rushed for 300 or more yards	Chris Johnson, East Carolina, 2007 (301)
Rushed for 250 or more yards	Chris Johnson, East Carolina, 2007 (301)
Rushed for 200 or more yards	Bilal Powell, Louisville, 2010 (204)
Rushed for 150 or more yards	L. Murray, UCF, 2012 (192)
Rushed for 100 or more yards	Ke'aun Kinner, Kansas (113)
Rushed for four or more TDs	Chris Johnson, East Carolina, 2007 (4)
Rushed for three or more TDs	Zack Line, SMU, 2011 (3)
Rushed for two or more TDs	Paul Lasike, 2014 (2)
Had a run of 80 yards or more	L. Murray, UCF, 2012 (83)
Had a run of 70 yards or more	Marlon Mack, USF, 2014 (75)
Had a run of 60 yards or more	Marlon Mack, USF, 2014 (75)
Had a run of 50 yards or more	Marlon Mack, USF, 2014 (75)

PASSING

Passed for 500 yards or more	Chris Redman, Louisville, 1998 (506)
Passed for 400 yards or more	Matt Johnson, Bowling Green, 2015 (443)
Passed for 300 yards or more	Matt Johnson, Bowling Green, 2015 (443)
Attempted 60 or more passes	Marquel Blackwell, USF, 2001 (62)
Attempted 50 or more passes	Dane Evans, Tulsa, 2014 (54)
Attempted 40 or more passes	Matt Johnson, Bowling Green, 2015 (44)
Attempted 35 or more passes	Matt Johnson, Bowling Green, 2015 (44)
Completed 30 or more passes	Brett Hundley, UCLA, 2014 (33)
Completed 25 or more passes	Matt Johnson, Bowling Green, 2015 (28)
Threw for five or more TDs	Shane Carden, East Carolina, 2012 (5)
Threw for four or more TDs	Matt Johnson, Bowling Green, 2015 (4)
Threw for three or more TDs	Matt Johnson, Bowling Green, 2015 (4)
Threw four or more interceptions	Mike White, USF, 2013 (4)
Threw three or more interceptions	Christian Stewart, BYU, 2014 (3)
Completed a pass for 80 or more yards	Matt Johnson, Bowling Green, 2015 (94)
Completed a pass for 70 or more yards	Matt Johnson, Bowling Green, 2015 (94)
Completed a pass for 60 or more yards	Matt Johnson, Bowling Green, 2015 (94)
Completed a pass for 50 or more yards	Matt Johnson, Bowling Green, 2015 (94)

RECEIVING

Caught 15 or more passes	Jeremy Davis, Connecticut, 2013 (15)
Caught 10 or more passes	Keegan Lucas, Tulsa, 2014 (11)
Caught eight or more passes	Mitrc Mathews, BYU, 2014 (9)
Had 200 or more yards receiving	Roger Lewis, Bowling Green, 2015 (261)
Had 175 or more yards receiving	Roger Lewis, Bowling Green, 2015 (261)
Had 150 or more yards receiving	Roger Lewis, Bowling Green, 2015 (261)
Had 125 yards or more receiving	Roger Lewis, Bowling Green, 2015 (261)
Had 100 or more yards receiving	Roger Lewis, Bowling Green, 2015 (261)
Caught three or more TD passes	Roger Lewis, Bowling Green, 2015 (3)
Caught two or more TD passes	Laquon Treadwell, Ole Miss, 2014 (2)

TOTAL OFFENSE

Had 400 or more yards of total offense	Matt Johnson, Bowling Green, 2015 (484)
Had 300 or more yards of total offense	Matt Johnson, Bowling Green, 2015 (484)

SCORING

Accounted for five or more TDs	Matt Johnson, Bowling Green, 2015 (5 - 4 pass, 1 rush)
Accounted for four or more TDs	Matt Johnson, Bowling Green, 2015 (5 - 4 pass, 1 rush)
Accounted for three or more TDs	Matt Johnson, Bowling Green, 2015 (5 - 4 pass, 1 rush)
Scored four or more TDs	Chris Johnson, East Carolina, 2007 (4)
Scored three or more TDs	Roger Lewis, Bowling Green, 2015 (3)
Scored two or more TDs	Roger Lewis, Bowling Green, 2015 (3)
Kicked four or more field goals	Kevin Fitzpatrick, Tulsa, 2009 (4)
Kicked three or more field goals	Cairo Santos, Tulane, 2012 (3)

DEFENSE

Intercepted two or more passes	Efrem Oliphant, Houston, 2014 (2)
Recovered two or more fumbles	D. Mathews, Houston, 2013 (2)
Recorded three or more sacks	Chris Daly, USF, 2001 (3)
Recorded two or more sacks	Tanzel Smart, Tulane, 2014 (2)
Recorded four or more tackles for loss	Chris Daley, USF, 2001 (4)
Recorded three or more tackles for loss	Tanzel Smart, Tulane, 2014 (3.0)

SPECIAL TEAMS

Scored 10 or more points kicking	Nick Visco, Temple, 2013 (10)
Kicked four or more field goals	Kevin Fitzpatrick, Tulsa, 2009 (4)
Kicked three or more field goals	Cairo Santos, Tulane, 2012 (3)
Kicked a field goal of 50 yds or more	Nick Bartolotta, Kansas, 2015 (51)
Kicked a 70-yard punt	Caleb Houston, UCF, 2013 (71)
Kicked a 60-yard punt	Dalton Parks, Tulsa, 2014 (61)
Totalled 150 or more kick return yards	Casey Robottom, Tulane, 2008 (166)
Totalled 100 or more kick return yards	Adam Hine, BYU, 2014 (109)
Totalled 100 or more punt return yards	Mario Hull, Rice, 2011 (121)
Had a punt return of 50 or more yards	Kenneth Acker, SMU, 2012 (59)
Had a 100-yard kickoff return	Fred Reed, Mississippi St., 2003

SCORING INDIV. RECORDS

MOST POINTS SCORED (MIN. 18)

RK	TDS	PLAYER VS OPPONENT	YEAR
T1	24	Curtis Steele vs Tulsa	2009
T1	24	DeAngelo Williams vs Chattanooga	2004
T1	24	DeAngelo Williams vs Houston	2004
T1	24	DeAngelo Williams vs East Carolina	2004
T1	24	Dante Brown vs Houston	2001
T6	18	Paxton Lynch vs BYU	2014
T6	18	Brandon Hayes vs. Tulsa	2014
T6	18	Brandon Hayes vs. UAB	2012
T6	18	Steven Black vs Tulane	2008
T6	18	Carlos Singleton vs SMU	2007
T6	18	Joseph Doss vs UTEP	2006
T6	18	DeAngelo Williams vs Chattanooga	2005
T6	18	DeAngelo Williams vs Tulsa	2005
T6	18	DeAngelo Williams vs Akron	2005
T6	18	DeAngelo Williams vs Ole Miss	2003
T6	18	DeAngelo Williams vs Tennessee Tech	2003
T6	18	Ryan White vs UAB	1999
T6	18	Gerard Arnold vs Tulane	1999
T6	18	Gerard Arnold vs Arkansas State	1997
T6	18	Russell Copeland vs Tennessee	1992
T6	18	John Martin vs Tulane	1992
T6	18	Larry Porter vs Arkansas State	1990
T6	18	Billy Moody vs Louisville	1987
T6	18	Jeff Womack vs Southwestern Louisiana	1985
T6	18	Paul Gowen vs Cincinnati	1971
T6	18	Stan Davis vs Ole Miss	1971
T6	18	Jay McCoy vs Wichita State	1970
T6	18	Danny Pierce vs Southern Miss	1968
T6	18	Bob Sherlag vs Mississippi State	1965
T6	18	Dave Casinelli vs The Citadel	1962
T6	18	Dave Casinelli vs UT-Arlington	1962
T6	18	Dave Casinelli vs The Citadel	1961
T6	18	James Earl Wright vs The Citadel	1961
T6	18	Don Coffee vs Tulsa	1961
T6	18	Nick Bouni vs Southern Miss	1959
T6	18	Bill Robertson vs Arkansas State	1950
T6	18	Frank Berry vs Tampa	1949

MOST TDS SCORED (MIN. 3; RUSH/REC)

RK	TDS	PLAYER VS OPPONENT	YEAR
T1	4	Curtis Steele vs Tulsa	2009
T1	4	DeAngelo Williams vs Chattanooga	2004
T1	4	DeAngelo Williams vs Houston	2004
T1	4	DeAngelo Williams vs East Carolina	2004
T1	4	Dante Brown vs Houston	2001
T6	3	Paxton Lynch vs BYU	2014
T6	3	Brandon Hayes vs Tulsa	2014
T6	3	Sam Craft vs Temple	2013
T6	3	Brandon Hayes vs UAB	2012
T6	3	Steven Black vs Tulane	2008
T6	3	Carlos Singleton vs SMU	2007
T6	3	Joseph Doss vs UTEP	2006
T6	3	DeAngelo Williams vs Chattanooga	2005
T6	3	DeAngelo Williams vs Tulsa	2005
T6	3	DeAngelo Williams vs Akron	2005
T6	3	DeAngelo Williams vs Ole Miss	2003
T6	3	DeAngelo Williams vs Tennessee Tech	2003
T6	3	Gerard Arnold vs Tulane	1999
T6	3	Gerard Arnold vs Arkansas State	1997
T6	3	Russell Copeland vs Tennessee	1992
T6	3	John Martin vs Tulane	1992
T6	3	Larry Porter vs Arkansas State	1990
T6	3	Billy Moody vs Louisville	1987
T6	3	Jeff Womack vs Southwestern Louisiana	1985
T6	3	Paul Gowen vs Cincinnati	1971
T6	3	Stan Davis vs Ole Miss	1971
T6	3	Jay McCoy vs Wichita State	1970
T6	3	Danny Pierce vs Southern Miss	1968
T6	3	Bob Sherlag vs Mississippi State	1965
T6	3	Dave Casinelli vs The Citadel	1962
T6	3	Dave Casinelli vs UT-Arlington	1962
T6	3	Dave Casinelli vs The Citadel	1961
T6	3	James Earl Wright vs The Citadel	1961
T6	3	Don Coffee vs Tulsa	1961
T6	3	Nick Bouni vs Southern Miss	1959
T6	3	Bill Robertson vs Arkansas State	1950
T6	3	Frank Berry vs Tampa	1949

TDS RESPONSIBLE FOR (MIN. 4; PASS/RUSH)

RK	TDS	PLAYER VS OPPONENT	YEAR
1	7	Paxton Lynch vs BYU	2014

TDS RESPONSIBLE FOR (MIN. 4; PASS/RUSH)

RK	TDS	PLAYER VS OPPONENT	YEAR
T2	5	Danny Wimprine vs Louisville	2004
T2	5	Danny Wimprine vs Murray State	2002
T2	5	Danny Wimprine vs Army	2001
T2	5	James Earl Wright vs Tulsa	1961
T6	4	Paxton Lynch vs UConn	2014
T6	4	Paxton Lynch vs USF	2014
T6	4	Paxton Lynch at Cincinnati	2014
T6	4	Paxton Lynch vs Austin Peay	2014
T6	4	Curtis Steele vs Tulsa	2009
T6	4	Tyler Bass vs UT Martin	2009
T6	4	Arkelon Hall vs UAB	2008
T6	4	Martin Hankins vs East Carolina	2007
T6	4	Martin Hankins vs Southern Miss	2007
T6	4	Martin Hankins vs SMU	2007
T6	4	Danny Wimprine vs Bowling Green St.	2004
T6	4	DeAngelo Williams vs East Carolina	2004
T6	4	DeAngelo Williams vs Houston	2004
T6	4	Danny Wimprine vs East Carolina	2003
T6	4	Travis Anglin vs Chattanooga	2001
T6	4	Dante Brown vs Houston	2001
T6	4	Bernard Oden vs UAB	1997
T6	4	Steve Matthews vs Tulane	1992
T6	4	Tim Jones vs Tulane	1989
T6	4	Lloyd Patterson vs Auburn	1976
T6	4	Danny Pierce vs Louisville	1969
T6	4	Billy Fletcher vs Mississippi State	1965
T6	4	James Earl Wright vs Hardin Simmons	1961
T6	4	James Earl Wright vs Abilene Christian	1960
T6	4	James Earl Wright vs Tennessee Tech	1960

MOST PAT MADE KICKING (MIN. 7)

RK	PAT	PLAYER VS OPPONENT	YEAR
T1	9	Jake Elliott vs Missouri State	2015
T1	9	Jake Elliott vs Austin Peay	2014
T1	9	Pete Weeks vs Louisville	1969
T4	8	Joe Allison vs Tulane	1992
T4	8	Jack Carter vs Hardin-Simmons	1961
T6	7	Jake Elliott at Kansas	2015
T6	7	Jake Elliott v BYU	2014
T6	7	Matt Reagan vs SMU	2007
T6	7	Stephen Gostkowski vs Chattanooga	2005
T6	7	Stephen Gostkowski vs Chattanooga	2004
T6	7	Stephen Gostkowski vs Tulane	2004
T6	7	Ryan White vs Houston	2001
T6	7	Hal McGeorge vs Virginia Tech	1973
T6	7	Roger Carter vs Cincinnati	1972
T6	7	Pete Weeks vs Wichita State	1970

MOST CONSECUTIVE PAT MADE (100)

RK	PAT	PLAYER	YEAR
1	104	Jake Elliott (104x104)	2013-
2	101	Ryan White (101x101)	1998-2001

MOST POINTS KICKING (MIN. 13)

RK	PTS	PLAYER VS OPPONENT	YEAR
1	18	Ryan White vs UAB	1999
2	17	S. Gostkowski vs Arkansas State	2004
T3	16	Jake Elliott vs Tulsa	2014
T3	16	Ryan White vs Cincinnati	1998
5	15	Jake Elliott at Houston	2013
T6	14	Jake Elliott at Bowling Green	2015
T6	14	Stephen Gostkowski vs Marshall	2005
T6	14	Stephen Gostkowski vs Ole Miss	2003
T6	14	Joe Allison vs Tulane	1992
T10	13	Jake Elliott at Kansas	2015
T10	13	Jake Elliott vs BYU	2014
T10	13	Matt Reagan vs UAB	2007
T10	13	Matt Reagan vs SMU	2007
T10	13	Stephen Gostkowski vs Louisville	2004
T10	13	Ryan White vs Arkansas State	2000
T10	13	Don Glosson vs Ole Miss	1983
T10	13	Rusty Bennett vs North Texas State	1977

MOST FIELD GOALS MADE (MIN. 4)

RK	FGS	PLAYER VS OPPONENT	YEAR
T1	5	Jake Elliott at Houston	2013
T1	5	Ryan White vs UAB	1999
T3	4	Jake Elliott vs Tulsa	2014
T3	4	Matt Reagan vs UAB	2007
T3	4	S. Gostkowski vs Marshall	2005
T3	4	S. Gostkowski vs Arkansas State	2004
T3	4	Ryan White vs Arkansas State	2000
T3	4	Ryan White vs Cincinnati	1998

MOST FIELD GOALS MADE (MIN. 4)

RK	FGS	PLAYER VS OPPONENT	YEAR
T3	4	Joe Allison vs Mississippi	1992
T3	4	Rusty Bennett vs North Texas	1977

MOST FIELD GOALS ATTEMPTED (MIN. 4)

RK	ATT	PLAYER VS OPPONENT	YEAR
1	6	Ryan White vs UAB	1999
T2	5	Jake Elliott vs Tulsa	2014
T2	5	Jake Elliott at Houston	2013
T4	4	Jake Elliott at Temple	2014
T4	4	Jake Elliott at Cincinnati	2014
T4	4	Matt Reagan vs Southern Miss	2009
T4	4	Matt Reagan vs UAB, Rice	2007
T4	4	Matt Reagan vs UAB, Houston	2006
T4	4	Trey Adams vs Chattanooga	2006
T4	4	S. Gostkowski vs Marshall	2005
T4	4	S. Gostkowski vs Arkansas State	2004
T4	4	Stephen Gostkowski vs Tennessee Tech	2003
T4	4	Ryan White vs Arkansas State	2000
T4	4	Ryan White vs Cincinnati	1998
T4	4	Joe Allison vs Mississippi	1992
T4	4	Rusty Bennett vs North Texas	1977

SCORING TEAM RECORDS

MOST POINTS SCORED

RK	PTS	OPPONENT	YEAR
1	70	vs Tampa	1949
2	69	vs Louisville	1969
3	64	vs Union University	1950
4	63	vs Missouri State	2015
5	63	vs Austin Peay	2014
6	62	vs Tulane	1992
T7	61	vs Arkansas State	1949
T7	61	vs East Central Oklahoma	1951

MOST TOUCHDOWNS SCORED

RK	TDS	OPPONENT	YEAR
1	11	vs Tampa	1949
T2	10	vs Louisville	1969
T2	10	vs Union	1950
T4	9	vs Missouri State	2015
T4	9	vs Austin Peay	2014
T4	9	vs Arkansas State	1949
T4	9	vs East Central Oklahoma	1951

MOST RUSHING TOUCHDOWNS

RK	TDS	OPPONENT	YEAR
T1	7	vs Austin Peay	2014
T1	7	vs North Texas State	1971
T1	7	vs The Citadel	1962
T4	6	vs Tulane	2008
T4	6	vs Wichita State	1972
T4	6	vs Tulsa	1972
T4	6	vs Tulsa	1969
T4	6	vs Cincinnati	1969

MOST PASSING TOUCHDOWNS

RK	TDS	OPPONENT	YEAR
T1	5	vs SMU	2007
T1	5	vs Murray State	2002
3	5	vs Louisville	1969
T4	4	vs BYU	2014
T4	4	vs UConn	2014
T4	4	vs UT Martin	2009
T4	4	vs UAB	2008
T4	4	vs Chattanooga	2004
T4	4	vs Louisville	2004
T4	4	vs Bowling Green	2004
T4	4	vs East Carolina	2003
T4	4	vs Louisville	2002
T4	4	vs Army	2001
T4	4	vs Tulane	1992
T4	4	vs Tulsa	1961

MOST EXTRA POINTS

RK	EP	OPPONENT	YEAR
T1	9	vs Missouri State	2015
T1	9	vs Austin Peay	2014
T1	9	vs Louisville	1969
T4	8	vs Chattanooga	2005
T4	8	vs Tulane	1992
T6	7	at Kansas	2015

MOST EXTRA POINTS

RK	EP	OPPONENT	YEAR
T6	7	vs BYU	2014
T6	7	vs SMU	2007
T6	7	vs Tulane	2004
T6	7	vs Chattanooga	2004
T6	7	vs Houston	2001
T6	7	vs Virginia Tech	1973
T6	7	vs Wichita State	1972
T6	7	vs Cincinnati	1972
T6	7	vs Louisville	1962

MOST FIELD GOALS MADE

RK	FGS	OPPONENT	YEAR
T1	5	at Houston	2013
T1	5	vs UAB	1999
T3	4	vs Tulsa	2014
T3	4	vs UAB	2007
T3	4	vs Marshall	2005
T3	4	vs Arkansas State	2004
T3	4	vs Cincinnati	1998
T3	4	vs Ole Miss	1992
T3	4	vs North Texas State	1976

MOST FIELD GOALS ATTEMPTED

RK	ATT	OPPONENT	YEAR
T1	6	vs UAB	1999
T1	6	vs North Texas State	1976
T3	5	vs Tulsa	2014
T3	5	at Houston	2013
T5	4	at Temple	2014
T5	4	at Cincinnati	2014
T5	4	vs Southern Miss	2009
T5	4	vs UAB, Rice	2007
T5	4	vs Chattanooga	2006
T5	4	vs UAB	2006
T5	4	vs Houston	2006
T5	4	vs East Carolina	2005
T5	4	vs Marshall	2005
T5	4	vs Arkansas State	2004
T5	4	vs Tennessee Tech	2003
T5	4	vs Arkansas	1994
T5	4	vs Ole Miss	1992
T5	4	vs North Texas State	1977

MOST CONSECUTIVE FIELD GOALS MADE

RK	FGS	YEARS
T1	16	1998-99
T1	16	1983-84

MOST 2-POINT CONVERSIONS MADE

RK	NO.	OPPONENT	YEAR
1	2	Louisville	1998

RUSHING INDIV. RECORDS

MOST RUSHING ATTEMPTS

RK	ATT	PLAYER VS OPPONENT	YEAR
1	42	Marcus Holliday vs Tulane	1994
T2	39	Curtis Steele vs UTEP	2009
T2	39	DeAngelo Williams vs East Carolina	2005
4	38	Sam Craft at Cincinnati	2014
T5	37	DeAngelo Williams vs Ole Miss	2004
T5	37	Larry Porter vs Ole Miss	1993
T5	37	James King vs Wichita State	1977
8	36	DeAngelo Williams vs Southern Miss	2005
T9	35	DeAngelo Williams vs UTEP	2005
T9	35	Frank Fletcher vs Cincinnati	1994

MOST YARDS RUSHING

RK	YDS	PLAYER VS OPPONENT	YEAR
1	263	DeAngelo Williams vs USF	2004
2	262	DeAngelo Williams vs Houston	2004
3	260	Paul Gowen vs Tulsa	1969
4	240	Curtis Steele vs UTEP	2009
5	238	DeAngelo Williams vs Akron	2005
6	236	DeAngelo Williams vs UTEP	2005
7	232	Curtis Steele vs Tulsa	2009
8	226	DeAngelo Williams vs East Carolina	2005
9	225	DeAngelo Williams vs East Carolina	2004
10	223	DeAngelo Williams vs Tulsa	2005
11	210	Dave Casinelli vs Houston	1963
12	206	Larry Porter vs Arkansas State	1990
13	205	DeAngelo Williams vs Chattanooga	2005



MOST YARDS RUSHING			
RK	YDS	PLAYER VS OPPONENT	YEAR
14	203	Curtis Steele vs Arkansas State	2008
15	200	DeAngelo Williams vs Louisville	2004
T16	199	Brandon Hayes vs Tulsa	2014
T16	199	DeAngelo Williams vs USM	2004
18	198	DeAngelo Williams vs Houston	2005
19	195	DeAngelo Williams vs Tulane	2003
20	190	Teofilo Riley vs Arkansas State	1998
T21	189	Brandon Hayes vs USF	2014
T21	189	Richard Williams vs Georgia Tech	1980
23	188	Eddie Hill vs Cincinnati	1978

HIGHEST AVERAGE PER CARRY (MIN. 12)			
RK	AVG	PLAYER VS OPPONENT	YEAR
1	15.8	Richard Williams vs Georgia Tech	1980
2	15.3	Paul Gowen vs Tulsa	1969
3	12.2	Curtis Steele vs Tulsa	2009
4	11.0	DeAngelo Williams vs Army	2002
5	10.8	DeAngelo Williams vs Murray State	2002
6	10.4	Eddie Hill vs Cincinnati	1978
7	10.3	DeAngelo Williams vs Chattanooga	2005

LONGEST RUN FROM SCRIMMAGE			
RK	YDS	PLAYER VS OPPONENT	YEAR
1	95	Keith White vs Arkansas State	1948
T2	92	Herb Covington vs Cincinnati	1966
T2	92	Sonny Parsons vs The Citadel	1961
T4	89	Keith Benton vs Louisville	1990
T4	89	Jack Scott vs Union	1948

MOST RUSHING TOUCHDOWNS			
RK	TDS	PLAYER VS OPPONENT	YEAR
T1	4	Curtis Steele vs Tulsa	2009
T1	4	DeAngelo Williams vs Chattanooga	2004
T1	4	DeAngelo Williams vs Houston	2004
T1	4	DeAngelo Williams vs East Carolina	2004
T1	4	Dante Brown vs Houston	2001
T2	3	28 times (last; Lynch vs BYU, 2014)	

RUSHING TEAM RECORDS

MOST RUSHING ATTEMPTS			
RK	ATT	OPPONENT	YEAR
1	81	vs North Texas State	1971
2	77	vs Wichita State	1972
3	76	vs North Texas State	1979
T4	70	vs Georgia Tech	1981
T4	70	vs Virginia Tech	1970

FEWEST RUSHING ATTEMPTS			
RK	ATT	OPPONENT	YEAR
T1	19	vs Arkansas	1998
T1	19	vs UCF	2006
3	20	vs Mississippi	1998

MOST YARDS RUSHING			
RK	YDS	OPPONENT	YEAR
1	536	vs Arkansas State	1950
2	507	vs Tulsa	1969
3	485	vs Wichita State	1970
4	456	vs North Texas State	1971
5	436	vs Tulsa	1972
6	419	vs The Citadel	1962

FEWEST YARDS RUSHING			
RK	YDS	OPPONENT	YEAR
T1	-14	vs SMU	2011
T1	-14	vs Houston	1998

MOST RUSHING TOUCHDOWNS			
RK	TDS	OPPONENT	YEAR
T1	7	vs Austin Peay	2014
T1	7	vs North Texas State	1971
T1	7	vs The Citadel	1962
T4	6	vs Tulane	2008
T4	6	vs Wichita State	1972
T4	6	vs Tulsa	1972
T4	6	vs Cincinnati	1969

PASSING INDIV. RECORDS

MOST PASSING ATTEMPTS			
RK	ATT	PLAYER VS OPPONENT	YEAR
T1	60	Martin Hankins vs East Carolina	2007
T1	60	Martin Hankins vs Ole Miss	2007
T1	60	Danny Wimprine vs Mississippi State	2003
4	59	Martin Hankins vs SMU	2007
5	55	Arkelon Hall vs Louisville	2008
6	53	Danny Wimprine vs USF	2002
T7	51	Arkelon Hall vs Marshall	2008
T7	51	Danny Wimprine vs USF	2003
T9	48	Will Hudgens vs East Carolina	2009
T9	48	Martin Hankins vs Southern Miss	2007
T9	48	Danny Wimprine vs Mississippi State	2002
T12	46	Paxton Lynch vs BYU	2014
T12	46	Danny Wimprine vs Louisville	2004
T14	45	Andy Summerlin vs Southern Miss	2011
T14	45	Will Hudgens vs Marshall	2007
T14	45	Martin Hankins vs East Carolina	2006
T14	45	Steve Matthews vs Mississippi State	1993
T18	44	Will Hudgens vs Southern Miss	2009
T18	44	Danny Wimprine vs Houston	2002
T18	44	Danny Wimprine vs Louisville	2002
T18	44	Bernard Oden vs Minnesota	1997
T18	44	Steve Matthews vs Louisville	1993
T23	43	Danny Wimprine vs Ole Miss	2004
T23	43	Danny Wimprine vs UAB	2004
T25	42	Martin Hankins vs Marshall	2006
T25	42	Danny Wimprine vs UAB	2003
T27	41	Paxton Lynch vs UConn	2014
T27	41	Paxton Lynch at UCLA	2014
T27	41	Paxton Lynch at Houston	2013
T27	41	Will Hudgens vs UAB	2009
T27	41	Martin Hankins vs UCF	2006
T27	41	Danny Wimprine vs Arkansas State	2004
T27	41	Rusty Trail vs Southern Miss	1988
34	40	Paxton Lynch at Bowling Green	2015
34	40	Billy Fletcher vs Wake Forest	1965

MOST PASS COMPLETIONS			
RK	CMP	PLAYER VS OPPONENT	YEAR
1	41	Martin Hankins vs Ole Miss	2007
2	35	Martin Hankins vs Southern Miss	2007
3	34	Martin Hankins vs East Carolina	2007
T4	33	Will Hudgens vs East Carolina	2009
T4	33	Arkelon Hall vs Louisville	2008
T6	32	Danny Wimprine vs UAB	2003
T6	32	Danny Wimprine vs Mississippi State	2003
T6	32	Danny Wimprine vs USF	2002
T9	30	Will Hudgens vs Marshall	2007
T9	30	Martin Hankins vs SMU	2007
T11	29	Paxton Lynch at Bowling Green	2015
T11	29	Arkelon Hall vs Rice	2008
T11	29	Steve Matthews vs Mississippi State	1993
T14	28	Will Hudgens vs Southern Miss	2009
T14	28	Arkelon Hall vs Marshall	2008
T16	27	Paxton Lynch at UCLA	2014
T16	27	Martin Hankins vs UCF	2006
T18	26	Paxton Lynch vs Houston	2014
T18	26	Paxton Lynch vs SMU	2013
T18	26	Jacob Karam vs Middle Tennessee	2012
T18	26	Will Hudgens vs UAB	2009
T18	26	Martin Hankins vs Marshall	2006
T18	26	Danny Wimprine vs Bowling Green	2004
T18	26	Danny Wimprine vs UAB	2004
T25	25	Taylor Reed vs Middle Tennessee	2011
T25	25	Martin Hankins vs Tulane	2007
T25	25	Martin Hankins vs Florida Atlantic	2007
T25	25	Danny Wimprine vs USF	2003
T25	25	Danny Wimprine vs Mississippi State	2002
T25	25	Bernard Oden vs Minnesota	1997
T25	25	Steve Matthews vs Louisville	1993

MOST YARDS PASSING			
RK	YDS	PLAYER VS OPPONENT	YEAR
1	416	Martin Hankins vs East Carolina	2007
2	398	Danny Wimprine vs Mississippi State	2003
3	396	Martin Hankins vs Southern Miss	2007
4	386	Paxton Lynch at Bowling Green	2015
5	373	Arkelon Hall vs Rice	2008
6	364	Arkelon Hall vs Marshall	2008
7	361	Danny Wimprine vs Louisville	2004
8	356	Danny Wimprine vs Arkansas State	2004
T9	355	Martin Hankins vs Tulane	2007
T9	355	Danny Wimprine vs Ole Miss	2003
T9	355	Rusty Trail vs Southern Miss	1988
12	354	Paxton Lynch at Kansas	2015

MOST YARDS PASSING			
RK	YDS	PLAYER VS OPPONENT	YEAR
13	350	Arkelon Hall vs Louisville	2008
14	347	Danny Wimprine vs UAB	2004
15	346	Will Hudgens vs Marshall	2007
16	343	Martin Hankins vs Ole Miss	2007
17	342	Danny Wimprine vs Houston	2002
18	340	Steve Matthews vs Mississippi State	1993
19	336	Martin Hankins vs SMU	2007
20	335	Steve Matthews vs East Carolina	1992
21	333	Will Hudgens vs UAB	2009
22	332	Taylor Reed vs Austin Peay State	2011
23	325	Jacob Karam vs Middle Tennessee	2012
24	324	Danny Wimprine vs Bowling Green	2004
25	322	Martin Hankins vs Marshall	2006
26	314	Danny Wimprine vs USF	2002
27	313	Will Hudgens vs East Carolina	2009
28	311	Paxton Lynch at Cincinnati	2014
29	307	Paxton Lynch at SMU	2014
T30	306	Paxton Lynch vs BYU	2014
T30	306	Martin Hankins vs Rice	2007
32	305	Paxton Lynch at UCLA	2014
33	303	Martin Hankins vs UAB	2006
34	300	Bernard Oden vs Minnesota	1997

HIGHEST AVERAGE GAIN/COMPLETION			
RK	YDS	PLAYER VS OPPONENT (CMP-YDS)	YEAR
1	29.22	D. Wimprine vs Chattanooga (9-263)	2004
2	28.25	Neil Suber vs East Carolina (8-226)	1999
3	28.10	Keith Benton vs UCF (7-197)	1990
4	24.85	Lloyd Patterson vs N. Texas (7-171)	1977
5	24.77	Bernard Oden vs Michigan St. (9-223)	1997
6	24.67	Neil Suber vs Tennessee (9-222)	1999
7	23.88	L. Patterson vs USM (9-215)	1977
8	23.83	Will Hudgens vs UCF (6-143)	2009
9	23.70	Danny Sparkman vs ASU (9-214)	1984
10	23.20	Keith Benton vs UT (5-116)	1991
11	22.60	Keith Benton vs Ole Miss (6-136)	1990

MOST TOUCHDOWN PASSES			
RK	TDS	PLAYER VS OPPONENT	YEAR
1	5	Danny Wimprine vs Murray State	2002
T2	4	Paxton Lynch vs BYU	2014
T2	4	Paxton Lynch vs UConn	2014
T2	4	Tyler Bass vs UT Martin	2009
T2	4	Arkelon Hall vs UAB	2008
T2	4	Martin Hankins vs East Carolina	2007
T2	4	Martin Hankins vs Southern Miss	2007
T2	4	Martin Hankins vs SMU	2007
T2	4	Danny Wimprine vs Bowling Green	2004
T2	4	Danny Wimprine vs Louisville	2004
T2	4	Danny Wimprine vs East Carolina	2003
T2	4	Danny Wimprine vs Louisville	2002
T2	4	Danny Wimprine vs Army	2001
T2	4	Steve Matthews vs Tulane	1992
T2	4	James Earl Wright vs Tulsa	1961

MOST INTERCEPTIONS THROWN			
RK	TDS	PLAYER VS OPPONENT	YEAR
T1	5	Martin Hankins vs East Carolina	2006
T1	5	Danny Wimprine vs Mississippi State	2002
T1	5	Darrell Martin vs Vanderbilt	1980
T1	5	Keith Benton vs Missouri	1990
T2	4	Several tied; last Hankins vs. Ole Miss	2007

PASSING TEAM RECORDS

MOST PASSING ATTEMPTS			
RK	ATT	OPPONENT	YEAR
T1	61	vs Ole Miss	2007
T1	61	vs East Carolina	2007
T1	61	vs SMU	2007
T1	61	vs Mississippi State	2003
5	56	vs Louisville	2008
6	55	vs USF	2002
T7	54	vs Marshall	2008
T7	54	vs Tulane	2000
9	51	vs USF	2003
T10	49	vs East Carolina	2009
T10	49	vs Southern Miss	2007
12	48	vs Ole Miss	2002
T13	47	vs Marshall	2011
T13	47	vs Mississippi State	1993
T15	46	vs BYU	2014

MOST PASSING ATTEMPTS			
RK	ATT	OPPONENT	YEAR
T15	46	vs Marshall	2007
T15	46	vs Florida Atlantic	2007
T15	46	vs East Carolina	2006
T15	46	vs Louisville	2004
T15	46	vs Ole Miss	1969
T15	46	vs Murray State	1985
T22	45	vs Southern Miss	2011
T22	45	vs Louisville	1993
T24	44	vs Southern Miss	2009
T24	44	vs Ole Miss	2008
T24	44	vs Minnesota	1997

FEWEST PASSING ATTEMPTS			
RK	ATT	OPPONENT	YEAR
1	3	vs Arkansas State	1982

MOST PASS COMPLETIONS			
RK	CMP	OPPONENT	YEAR
1	41	vs Ole Miss	2007
2	35	vs Southern Miss	2007
T3	34	vs Louisville	2008
T3	34	vs East Carolina	2007
T5	33	vs East Carolina	2009
T5	33	vs USF	2002
T7	32	vs SMU	2007
T7	32	vs Mississippi State	2003
T7	32	vs UAB	2003
T10	30	vs Marshall	2007
T10	30	vs Mississippi State	1993
T12	29	at Bowling Green	2015
T12	29	vs Rice	2008
T12	29	vs Marshall	2008
T15	28	vs Southern Miss	2009
T15	28	vs UCF	2006
T17	27	at UCLA	2014
T17	27	vs Tulane	2007
T17	26	vs Houston	2014
T17	26	vs SMU	2013
T17	26	vs Mississippi State	2011
T17	26	vs Middle Tennessee	2012
T17	26	vs UAB	2009
T17	26	vs Florida Atlantic	2007
T17	26	vs Marshall	2006
T17	26	vs Bowling Green State	2004
T17	26	vs UAB	2004

FEWEST PASS COMPLETIONS			
RK	CMP	OPPONENT	YEAR
1	1	five times (last vs Marshall)	2005

MOST PASSING YARDS			
RK	YDS	OPPONENT	YEAR
1	416	vs East Carolina	2007
2	398	vs Mississippi State	2003
3	396	vs Southern Miss	2007
4	390	vs Tennessee Tech	2003
5	389	vs Ole Miss	2003
6	386	at Bowling Green	2015
T7	379	vs Tulane	2007
T7	379	vs Mississippi State	1993</

FEWEST PASSING YARDS			
RK	YDS	OPPONENT	YEAR
1	-3	vs Marshall	2005
2	6	vs Southern Miss	1966
MOST PASSES HAD INTERCEPTED			
RK	INT	OPPONENT	YEAR
T1	5	vs East Carolina	2006
T1	5	vs Mississippi State	2002
T1	5	vs Miami	1993
T1	5	vs Missouri	1991
T1	5	vs Southwestern Louisiana	1987
T1	5	vs Vanderbilt	1980
T1	5	vs Vanderbilt	1979
T1	5	vs Houston	1968
T1	5	vs New Mexico	1986

RECEIVING INDIV. RECORDS

MOST PASS RECEPTIONS			
RK	REC	PLAYER VS OPPONENT	YEAR
1	13	Maurice Avery vs UAB	2003
2	12	Steven Black vs SMU	2007
T3	11	Tannar Rehrr vs Rice	2011
T3	11	Duke Calhoun vs Southern Miss	2009
T3	11	Carlos Singleton vs Marshall	2008
T6	10	Keiwone Malone vs MTSU	2012
T6	10	Marcus Rucker vs Middle Tennessee	2012
T6	10	Tannar Rehrr vs Middle Tennessee	2011
T6	10	Duke Calhoun vs Ole Miss	2007
T6	10	Darron White vs Mississippi State	2003
T6	10	Richie Floyd vs Arkansas State	1997
T6	10	Isaac Bruce vs Southwestern La.	1993
T6	10	Mac Cody vs Mississippi State	1993
T6	10	Russell Copeland vs Mississippi State	1992
T6	10	Russell Copeland vs Tennessee	1992
T6	10	Bob Sherlag vs Mississippi State	1965

MOST YARDS RECEIVING			
RK	YDS	PLAYER VS OPPONENT	YEAR
1	186	Bob Sherlag vs Mississippi State	1965
2	177	Marcus Rucker vs Middle Tennessee	2012
T3	174	Duke Calhoun vs UT Martin	2009
T3	174	Ryan Roskelly vs Tulsa	1994
5	173	Maurice Jones vs Rice	2008
6	172	Richie Floyd vs Tulane	1996
7	162	Duke Calhoun vs UCF	2009
8	160	Bill Robertson vs Arkansas State	1950
T9	159	Duke Calhoun vs UAB	2007
T9	159	Preston Riley vs Louisville	1968
11	158	Carlos Singleton vs Marshall	2008
T12	155	Marcus Rucker vs Southern Miss	2010
T12	155	Richie Floyd vs Cincinnati	1997
14	150	Travis Anglin vs Houston	2002
15	147	Isaac Bruce vs East Carolina	1993
16	141	Duke Calhoun vs Marshall	2009
17	140	Russell Copeland vs East Carolina	1992
18	138	Russell Copeland vs Tennessee	1992
19	137	Isaac Bruce vs Tulsa	1992
20	135	DeAngelo Williams vs Tenn. Tech	2003
21	132	Darrius Blevins vs Tulane	1997

AVG. GAIN/RECEPTION (MIN. 3 REC.)			
RK	AVG	PLAYER VS OPPONENT	YEAR
1	40.5	Duke Calhoun vs UCF (4-162)	2009
2	39.8	Duke Calhoun vs UAB (4-159)	2007
3	38.8	Marcus Rucker vs USM(4-155)	2010
4	37.6	Tav. Davis vs Ole Miss (3-113)	2003
5	36.3	Antoine Harden vs Army (3-109)	2001
6	34.3	Ryan Scott vs Akron (3-103)	2005
7	33.8	DeAngelo Williams vs TTU (4-135)	2003
8	33.0	Darrius Blevins vs Tulane (4-132)	1997
9	32.0	Earnest Williams vs Tulane (3-96)	2007
10	31.8	Preston Riley vs Louisville (5-159)	1968
11	29.8	Duke Calhoun vs Rice (4-119)	2007
12	29.5	Billy Foster vs APSU (4-118)	2011
13	29.3	Maurice Jones vs Tulane (4-117)	2007
14	29.0	Ryan Roskelly vs Tulsa (6-174)	1994
15	28.3	Darron White vs ASU (3-85)	2004
16	28.2	Duke Calhoun vs Marshall (5-141)	2009
17	28.0	Robert Douglas vs ASU (3-84)	2004
18	27.7	Sam Craft (3-83)	2013
T19	27.3	Mose Frazier vs USF (3-82)	2014
T19	27.3	Duke Calhoun vs UCT (4-109)	2006

AVG. GAIN/RECEPTION (MIN. 3 REC.)			
RK	AVG	PLAYER VS OPPONENT	YEAR
T21	27.0	Keiwone Malone at Louisville (3-81)	2013
T21	27.0	Chris Kelley vs BGSU (4-108)	2004
23	26.3	Billy Foster vs UAB (3-79)	2011
24	26.0	Darren Garcia vs N. Texas (4-104)	2003
25	25.8	Duke Calhoun vs UTEP (5-129)	2006
26	25.7	Adrian Henderson at Cincinnati (3-77)	2014
T27	24.7	Tevin Jones at UCLA (3-74)	2014
T27	24.7	Maurice Jones vs Rice (3-74)	2007
29	24.6	Carlos Singleton vs UAB (5-123)	2008
T30	24.5	Isaac Bruce vs Arkansas St. (4-98)	1993
T30	24.5	Maurice Avery vs East Carolina (4-98)	2003
32	24.3	Chris Kelley vs Ole Miss (3-73)	2004
T33	23.7	Jermaine McKenzie vs Louisville (3-71)	2010
T33	23.7	Maurice Jones vs Arkansas St. (3-71)	2007
T33	23.7	Carlos Singleton vs SMU (3-71)	2008

MOST TOUCHDOWN RECEPTIONS			
RK	TDS	PLAYER VS OPPONENT	YEAR
T1	3	Carlos Singleton vs SMU	2007
T1	3	Russell Copeland vs Tennessee	1992
T1	3	Stan Davis vs Ole Miss	1971
T1	3	Bob Sherlag vs Mississippi State	1965
T1	3	Don Coffey vs Tulsa	1961
T1	3	Bill Robertson vs Arkansas State	1950

LONGEST PASS RECEPTION			
RK	YDS	PLAYER VS OPPONENT	YEAR
1	94	Earnest Gray vs Houston	1978
2	93	Billy Foster vs Austin Peay State	2011
T3	92	Tavarious Davis vs Ole Miss	2003
T3	92	Damien Dodson vs Houston	1998
5	85	Duke Calhoun vs UT Martin	2009
T6	84	Chris Martin vs Southern Miss	1988
T6	84	Edwin Lovelady vs Arkansas State	1984
8	83	Derrick Crawford vs Arkansas State	1983
T9	82	Ryan Scott vs UAB	2006
T9	82	Damien Dodson vs East Carolina	1998
T9	82	Teofilo Riley vs Houston	1996
T9	82	Harold Sterling vs Southern Miss	1960
13	81	Marcus Rucker vs Southern Miss	2010
T14	80	Duke Calhoun vs Marshall	2009
T14	80	Steven Black vs Arkansas State	2007
T14	80	DeAngelo Williams vs TTU	2003
T14	80	Russell Copeland vs East Carolina	1992
18	79	Jerry Harris vs Florida State	1984
19	76	Russell Copeland vs UCF	1990
T20	75	Enis Jackson vs Mississippi State	1984
T20	75	Billy Moody vs Virginia Tech	1985

MOST CONSECUTIVE GAMES WITH A RECEPTION			
RK	GMS	PLAYER VS OPPONENT	
1	49	Duke Calhoun	
2	28	Carlos Singleton	
3	27	Russell Copeland	
4	26	Earnest Gray	
5	24	Darron White	
T6	22	Bunkie Perkins	
T6	22	Isaac Bruce	
T6	22	Ryan Roskelly	
9	21	Richie Floyd	
10	19	Damien Dodson	
11	18	John Bush	
T12	16	Mose Frazier	
T12	16	Ryan Scott	
T12	16	Tannar Rehrr	
15	15	Wayne Pryor	

TOTAL OFFENSE INDIV. RECORDS

MOST OFFENSIVE PLAYS (MIN. 50)			
RK	NO.	PLAYER VS OPPONENT	YEAR
1	68	Martin Hankins vs East Carolina	2007
T2	66	Arkelon Hall vs Louisville	2008
T2	66	Danny Wimprine vs USF	2002
T4	63	Martin Hankins vs Ole Miss	2007
T4	63	Danny Wimprine vs Mississippi State	2003
6	62	Martin Hankins vs SMU	2007
T7	60	Arkelon Hall vs Marshall	2008
T7	60	Bernard Oden vs Minnesota	1997
9	59	Paxton Lynch vs BYU	2014
T10	54	Qadry Anderson vs Louisville	1996
T10	54	Billy Fletcher vs Wake Forest	1965

MOST OFFENSIVE PLAYS (MIN. 50)			
RK	NO.	PLAYER VS OPPONENT	YEAR
12	53	Danny Wimprine vs USF	2003
T13	52	Paxton Lynch vs Houston	2014
T13	52	Danny Wimprine vs Louisville	2004
T13	52	Steve Matthews vs Louisville	1993
T16	51	Martin Hankins vs Southern Miss	2007
T16	51	Danny Wimprine vs Mississippi State	2002
T16	51	Rusty Trail vs Southern Miss	1988
T19	50	Paxton Lynch vs UConn	2014
T19	50	Danny Wimprine vs Louisville	2002
T19	50	Danny Wimprine vs Cincinnati	2001

MOST TOTAL OFFENSE (MIN. 350)			
RK	YDS	PLAYER VS OPPONENT	YEAR
1	409	Arkelon Hall vs Rice	2008
2	405	Martin Hankins vs East Carolina	2007
3	403	Paxton Lynch at Bowling Green	2015
4	390	Martin Hankins vs Southern Miss	2007
5	386	Danny Wimprine vs Louisville	2004
6	383	Danny Wimprine vs Arkansas State	2004
7	383	Danny Wimprine vs Mississippi State	2003
8	376	Danny Wimprine vs Ole Miss	2003
9	375	Rusty Trail vs Southern Miss	1988
10	373	Tyler Bass vs UT Martin	2009
11	372	Arkelon Hall vs Louisville	2008
12	368	Paxton Lynch at Kansas	2015
13	364	Danny Wimprine vs UAB	2004
T14	362	Arkelon Hall vs Marshall	2008
T14	362	Steve Matthews vs Mississippi State	1993
16	361	Taylor Reed vs Austin Peay State	2011
17	356	Paxton Lynch at Cincinnati	2014
18	352	Martin Hankins vs Tulane	2007
T19	351	Qadry Anderson vs Tulane	1996
T19	351	Billy Fletcher vs Mississippi State	1965

AVG. GAIN/PLAY (MIN. 25 PLAYS)			
RK	AVG	PLAYER VS OPPONENT	YEAR
1	11.5	Danny Sparkman vs Cincinnati	1984
2	10.8	Martin Hankins vs UAB	2007
3	10.6	Taylor Reed vs Austin Peay State	2011
4	10.7	Danny Wimprine vs Ole Miss	2003
5	10.4	Paxton Lynch at SMU	2014
6	10.2	Steve Matthews vs East Carolina	1992
T7	9.6	Paxton Lynch at Cincinnati	2014
T7	9.6	Ryan Williams vs East Carolina	2010
T9	9.4	DeAngelo Williams vs USF	2004
T9	9.4	DeAngelo Williams vs Tulane	2003
T11	9.3	Martin Hankins vs UAB	2006
T11	9.3	Danny Wimprine vs North Texas	2003
13	9.0	Paxton Lynch at UCLA	2014
14	8.9	Paxton Lynch vs USF	2014
T15	8.7	Arkelon Hall vs Rice	2008
T15	8.7	Billy Fletcher vs Mississippi State	1965
T17	8.6	Paxton Lynch vs Austin Peay	2014
T17	8.6	Martin Hankins vs Tulane	2007
T17	8.6	Tim Jones vs Tulane	1989
T17	8.6	Danny Wimprine vs East Carolina	2003

TOTAL OFFENSE TEAM RECORDS

MOST OFFENSIVE PLAYS			
RK	NO.	OPPONENT	YEAR
1	108	vs SMU	2007
2	97	vs BYU	2014
3	96	vs Ole Miss	2007
4	94	at Cincinnati	2014
5	92	vs Murray State	1985
T6	91	vs Ole Miss	1983
T6	91	vs Southwestern Louisiana	1983
8	90	at Bowling Green	2015
T9	89	vs Rice, East Carolina	2007
T9	89	vs Mississippi State	2003
T9	89	vs USF	2003
T9	89	vs Louisville	1968
T9	89	vs North Texas State	1971
14	88	vs Arkansas State	2004
T15	87	vs Mississippi State	2011
T15	87	vs Ole Miss	2004

FEWEST OFFENSIVE PLAYS			
RK	NO.	OPPONENT	YEAR
1	30	vs Ole Miss	1964

MOST TOTAL YARDS			
RK	YDS	OPPONENT	YEAR
1	659	vs Louisville	1969
2	651	at Kansas	2015
3	630	vs Cincinnati	1984
4	610	at Cincinnati	2014
5	603	vs Louisville	2004
6	597	vs Wichita State	1970
7	592	vs Chattanooga	2005
8	582	at SMU	2014
9	571	vs Rice	2007
10	568	vs Mississippi State	2003
11	567	vs Tennessee Tech	2003
12	563	vs UAB	2007
13	560	vs Southern Miss	1970
14	552	vs Tulsa	1969

FEWEST TOTAL YARDS			
RK	YDS	OPPONENT	YEAR
1	47	vs Ole Miss	1964

PUNTING INDIV. RECORDS

MOST PUNTS			
RK	NO.	PLAYER VS OPPONENT	YEAR
1	13	Hugh Owens vs Texas A&M	1979
T2	12	Tom Hornsey vs SMU	2011
T2	12	Mike Coughlin vs Michigan	1995
T2	12	Hugh Owens vs Texas A&M	1978
T2	12	Paul Wilson vs South Carolina	1972
T2	12	Arthur Franklin vs Southwestern La.	1986
T7	11	Tom Hornsey vs Southern Miss	2011
T7	11	Jim Cande vs Ole Miss	1999
T7	11	Hugh Owens vs Houston	1978
T7	11	Durwood Gordon vs W. Texas State	1968
T7	11	Ben Graves vs Southern Miss	2000
T12	10	Tom Hornsey vs Rice	2011
T12	10	Tom Hornsey vs UCF	2011
T12	10	Tom Hornsey vs Middle Tennessee	2010
T12	10	Tom Hornsey vs Louisville	2010
T12	10	Matt Reagan vs Middle Tennessee	2009
T12	10	Ben Graves vs Mississippi State	2000
T12	10	James Gaither vs Southern Miss	2001
T12	10	Drew Pairamore vs Louisville	1996
T12	10	Mike Coughlin vs Southwestern La.	1995

MOST YARDS PUNTED			
RK	YDS	PLAYER VS OPPONENT	YEAR
1	492	Hugh Owens vs Texas A&M	1979
2	475	Tom Hornsey vs SMU	2011
T3	471	Tom Hornsey vs Rice	2011
T3	471	Tom Hornsey vs Southern Miss	2011
5	450	James Gaither vs Southern Miss	2001
6	442	Ben Graves vs Mississippi State	2000
7	438	Tom Hornsey vs Mississippi State	2010
8	433	Hugh Owens vs Texas A&M	1978
9	423	Hugh Owens vs Houston	1978
10	421	Stan Weaver vs Vanderbilt	1982
11	419	Tom Hornsey vs Louisville	2010
12	417	Tom Hornsey vs Middle Tennessee	2010
T13	416	Matt Reagan vs Middle Tennessee	2009
T13	416	Paul Wilson vs South Carolina	1972

HIGHEST PUNTING AVERAGE (2 PUNTS MIN.)			
RK	AVG	PLAYER VS OPPONENT	YEAR
1	53.5	Matt Reagan vs Marshall (6-321)	2009
2	53.0	Brent Sutherland vs Rice (2-106)	2007
3	52.7	Tom Hornsey vs Tulane (3-158)	2012
4	52.5	Michael Gibson vs UAB (2-105)	2005
5	52.3	James Gaither vs Army (4-209)	2001
6	52.0	Preston Watts vs Union	1942
7	51.7	Tom Hornsey at Houston (3-155)	2013
T8	51.0	Spencer Smith vs Austin Peay (2-102)	2014
T8	51.0	Matt Reagan vs East Carolina (4-204)	

LONGEST PUNT			
Rk	Yds	PLAYER VS OPPONENT	YEAR
1	85	Roland Eveland vs Washington	1950
2	79	Tom Hornsey vs Duke	2013
3	78	Jeff Fite vs Alabama	1989
4	73	Michael Gibson vs Tennessee	2006
5	71	Olie Cordill vs West Texas State	1963
T6	70	Tom Hornsey vs UT Martin	2013
T6	70	Brent Sutherland vs Florida Atlantic	2007
T6	70	Michael Gibson vs Tennessee	2006
T6	70	Michael Gibson vs Marshall	2005
T6	70	Russell Richards vs Florida State	1980
T11	69	Jeff Fite vs Florida	1988
T11	69	Virgil Pearcy vs Mississippi State	1974

PUNTING TEAM RECORDS

MOST PUNTS			
Rk	No.	OPPONENT	YEAR
1	13	vs Texas A&M	1979
1	12	vs SMU	2011
T2	12	vs Michigan	1995
T2	12	vs Southwestern Louisiana	1986
T2	12	vs Texas A&M	1978
T2	12	vs South Carolina	1972
T7	11	vs Southern Miss	2011
T7	11	vs Ole Miss	1999
T7	11	vs Mississippi State	2000
T7	11	vs Houston	1978
T7	11	vs West Texas State	1968

MOST YARDS PUNTED			
Rk	Yds	OPPONENT	YEAR
1	492	vs Texas A&M	1979
2	475	vs SMU	2011
T3	471	vs Rice	2011
T3	471	vs Southern Miss	2011
T5	450	vs UTEP	2005
T5	450	vs Southern Miss	2001
7	442	vs Mississippi State	2000
8	438	vs Mississippi State	2010
9	433	vs Texas A&M	1978
10	423	vs Houston	1978
11	421	vs Vanderbilt	1982
12	419	vs Louisville	2010
13	417	vs Middle Tennessee	2010
T14	416	vs Middle Tennessee	2009
T14	416	vs South Carolina	1972

FEWEST YARDS PUNTED			
Rk	Yds	OPPONENT	YEAR
1	11	vs Southern Miss	1977

HIGHEST PUNTING AVERAGE (MIN. 2 PUNTS)			
Rk	Avg	OPPONENT	YEAR
1	53.5	vs Marshall	2009
2	53.0	vs Rice	2007
3	52.7	vs Tulane	2012
4	52.5	vs UAB	2005
5	52.3	vs Army	2001
6	52.0	vs Houston	2004
7	51.7	at Houston	2013
T8	51.0	vs Austin Peay	2014
T8	51.0	vs East Carolina	2009
10	50.9	vs Tennessee	2006
11	50.3	vs Louisville	1992

LOWEST PUNTING AVERAGE			
Rk	Avg	OPPONENT	YEAR
1	11.0	vs Southern Miss	1977

KICKING INDIV. RECORDS

MOST POINTS KICKING			
Rk	Pts	PLAYER VS OPPONENT	YEAR
1	18	Ryan White vs UAB	1999
2	17	Stephen Gostkowski vs Arkansas St.	2004
T3	16	Jake Elliott vs Tulsa	2014
T3	16	Ryan White vs Cincinnati	1998
5	15	Jake Elliott at Houston	2013
T6	14	Jake Elliott at Bowling Green	2015
T6	14	Stephen Gostkowski vs Marshall	2005

MOST POINTS KICKING			
Rk	Pts	PLAYER VS OPPONENT	YEAR
T6	14	Stephen Gostkowski vs Ole Miss	2003
T6	14	Joe Allison vs Tulane	1992
T10	13	Jake Elliott at Kansas	2015
T10	13	Jake Elliott vs BYU	2014
T10	13	Matt Reagan vs UAB	2007
T10	13	Matt Reagan vs SMU	2007
T10	13	S. Gostkowski vs Louisville	2004
T10	13	Ryan White vs Arkansas State	2000
T10	13	Don Glosson vs Ole Miss	1983
T10	13	Rusty Bennett vs North Texas	1977

MOST PAT ATTEMPTED			
Rk	Att	PLAYER VS OPPONENT	YEAR
T1	9	Jake Elliott vs Austin Peay	2014
T1	9	Pete Weeks vs Louisville	1969
T3	8	Joe Allison vs Tulane	1992
T3	8	Jack Carter vs Hardin-Simmons	1961
T5	7	Jake Elliott at Kansas	2015
T5	7	Jake Elliott vs BYU	2014
T5	7	Matt Reagan vs SMU	2007
T5	7	Stephen Gostkowski vs Chattanooga	2005
T5	7	Stephen Gostkowski vs Chattanooga	2004
T5	7	W.D. Weeks vs Wichita State	1970
T5	7	Roger Carter vs Cincinnati	1972
T5	7	Hal McGeorge vs Virginia Tech	1973
T5	7	Ryan White vs Houston	2001

MOST PAT MADE			
Rk	Pat	PLAYER VS OPPONENT	YEAR
T1	9	Jake Elliott vs Austin Peay	2014
T1	9	Pete Weeks vs Louisville	1969
T3	8	Joe Allison vs Tulane	1992
T3	8	Jack Carter vs Hardin-Simmons	1961
T5	7	Jake Elliott vs BYU	2014
T5	7	Matt Reagan vs SMU	2007
T5	7	Stephen Gostkowski vs Chattanooga	2005
T5	7	Stephen Gostkowski vs Chattanooga	2004
T5	7	Stephen Gostkowski vs Tulane	2004
T5	7	Pete Weeks vs Wichita State	1970
T5	7	Roger Carter vs Cincinnati	1972
T5	7	Hal McGeorge vs Virginia Tech	1973
T5	7	Ryan White vs Houston	2001

MOST FIELD GOALS MADE IN A HALF			
Rk	Fgs	PLAYER VS OPPONENT	YEAR
1	4	Ryan White vs UAB	1999

MOST FIELD GOALS ATTEMPTED			
Rk	Att	PLAYER VS OPPONENT	YEAR
1	6	Ryan White vs UAB	1999
T2	5	Jake Elliott vs Tulsa	2014
T2	5	Jake Elliott at Houston	2013
T4	4	Jake Elliott at Temple	2014
T4	4	Jake Elliott at Cincinnati	2014
T4	4	Matt Reagan vs Southern Miss	2009
T4	4	Matt Reagan vs Rice	2007
T4	4	Matt Reagan vs UAB	2007
T4	4	Matt Reagan vs UAB	2006
T4	4	Matt Reagan vs Houston	2006
T4	4	Stephen Gostkowski vs Marshall	2005
T4	4	Stephen Gostkowski vs East Carolina	2005
T4	4	Stephen Gostkowski vs Arkansas St.	2004
T4	4	Stephen Gostkowski vs TTU	2003
T4	4	Ryan White vs Arkansas State	2000
T4	4	Ryan White vs Cincinnati	1998
T4	4	Joe Allison vs Ole Miss	1992
T4	4	Rusty Bennett vs North Texas	1977

MOST FIELD GOALS MADE			
Rk	Att	PLAYER VS OPPONENT	YEAR
T1	5	Jake Elliott at Houston	2013
T1	5	Ryan White vs UAB	1999
T3	4	Jake Elliott vs Tulsa	2014
T3	4	Matt Reagan vs UAB	2007
T3	3	Matt Reagan vs UAB	2006
T3	4	Matt Reagan vs Houston	2006
T3	4	Stephen Gostkowski vs Marshall	2005
T3	4	Stephen Gostkowski vs Arkansas St.	2004
T3	4	Ryan White vs Arkansas State	2000
T3	4	Ryan White vs Cincinnati	1998
T3	4	Joe Allison vs Ole Miss	1992
T3	4	Rusty Bennett vs North Texas	1977

LONGEST FIELD GOAL MADE			
Rk	Att	PLAYER VS OPPONENT	YEAR
1	56	Jake Elliott at USF	2013
2	54	Jake Elliott vs BYU	2014
T3	53	Jake Elliott vs Tulsa	2014
T3	53	Stephen Gostkowski vs Marshall	2005
T5	52	Jake Elliott at Bowling Green	2015
T5	52	Jake Elliott vs SMU	2013
T5	52	Ryan White vs Cincinnati	1998
T5	52	Luis Tejeda vs Ole Miss	1994
T5	52	Don Glosson vs Florida State	1985
T10	51	Jake Elliott vs Tulsa	2014
T10	51	Paulo Henriques vs UAB	2012
T10	51	Stephen Gostkowski vs East Carolina	2005
T10	51	Joe Allison vs Ole Miss	1992
T10	51	Joe Allison vs Arkansas	1992
T10	51	Joe Allison vs East Carolina	1990
T10	51	Don Glosson vs Georgia	1984
T10	51	Thomas Ingles vs Ole Miss	1982

KICKING TEAM RECORDS

MOST EXTRA POINTS			
Rk	EP	OPPONENT	YEAR
T1	9	vs Austin Peay	2014
T1	9	vs Louisville	1969
T3	8	vs Chattanooga	2005
T3	8	vs Tulane	1992
T5	7	at Kansas	2015
T5	7	vs BYU	2014
T5	7	vs SMU	2007
T5	7	vs Chattanooga	2004
T5	7	vs Houston	2001
T5	7	vs Virginia Tech	1973
T5	7	vs Wichita State	1972
T5	7	vs Cincinnati	1972
T5	7	vs Louisville	1962

MOST FIELD GOALS MADE			
Rk	Fgs	OPPONENT	YEAR
T1	5	at Houston	2013
T1	5	vs UAB	1999
T3	4	vs Tulsa	2014
T3	4	vs UAB	2007
T3	4	vs Marshall	2005
T3	4	vs Arkansas State	2004
T3	4	vs Cincinnati	1998
T3	4	vs Ole Miss	1992
T3	4	vs North Texas State	1976
T10	3	24 times; last at USF	2013

MOST FIELD GOALS ATTEMPTED			
Rk	Att	OPPONENT	YEAR
T1	6	vs UAB	1999
T1	6	vs North Texas State	1976
T3	5	vs Tulsa	2014
T3	5	at Houston	2013
T5	4	15 times; last at Temple	2014

KICK RETURN INDIV. RECORDS

KICKOFF RETURNS			
Rk	Ret	PLAYER VS OPPONENT	YEAR
1	9	Marcus Hightower vs Houston	2009
T2	8	D.A. Griffin vs Houston	2010
T2	8	Michael Grandberry vs UCF	2007
T2	8	Michael Grandberry vs FAU	2007
T2	8	Antoine Harden vs Tennessee	2001
T6	7	Curtis Johnson vs UAB	2011
T6	7	Billy Foster vs Mississippi State	2010
T6	7	Billy Foster vs East Carolina	2010
T6	7	Michael Grandberry vs Rice	2008
T6	7	Michael Grandberry vs Arkansas St.	2007
T6	7	Michael Grandberry vs SMU	2007
T6	7	Chris Kelley vs Cincinnati	2004

MOST KICKOFF RETURN YARDS			
Rk	Yds	PLAYER VS OPPONENT	YEAR
1	177	Joe Craig at Connecticut	2013
2	169	Marcus Hightower vs Houston	2009
3	168	Michael Grandberry vs USM	2007

MOST KICKOFF RETURN YARDS			
Rk	Yds	PLAYER VS OPPONENT	YEAR
4	167	Jerry Harris vs Southern Miss	1983
5	163	Xavier Crawford vs Missouri	1991
6	162	Curtis Johnson vs UAB	2011
T7	160	Billy Foster vs Mississippi State	2010
T7	160	Michael Grandberry vs UCF	2007
T7	160	Antoine Harden vs Tennessee	2001
10	157	P.T. Jones vs Tulane	1997
11	153	Michael Grandberry vs FAU	2007
T12	152	DeAngelo Williams vs Cincinnati	2002
T12	152	Mac Cody vs Cincinnati	1993
T12	152	Charles Wilson vs Tulane	1988
15	146	Dornell Harris vs Drake	1972
T16	145	D.A. Griffin vs Houston	2010
T16	145	Michael Grandberry vs SMU	2007
T16	145	Chris Kelley vs Cincinnati	2004
T19	141	Keith Cobb vs East Carolina	1996
T19	141	Nick Pappas vs Houston	1967

HIGHEST KICKOFF RETURN AVG. (MIN. 3 RET.)			
Rk	Avg	PLAYER VS OPPONENT	YEAR
1	43.7	Bobby McCain vs Duke (3-131)	2012
2	41.8	Jerry Harris vs Southern Miss (4-167)	1983
3	38.0	Charles Wilson vs Tulane (4-152)	1988
4	35.3	Nick Pappas vs Houston (4-141)	1967
5	32.6	Xavier Crawford vs Missouri (5-163)	1991
6	32.3	Joseph Doss vs Akron (3-97)	2005
7	31.8	Chris Hobbs vs East Carolina (4-127)	2009
8	31.4	P.T. Jones vs Tulane (5-157)	1997
9	31.3	Michael Grandberry vs USM (3-94)	2006
10	31.0	M. Grandberry vs Tulane (4-124)	2007
11	30.4	Mac Cody vs Cincinnati (5-152)	1993

MOST KICKOFF RETURN TD			
Rk	TD	PLAYER VS OPPONENT	YEAR
T1	1	Kevin Cobb vs Tennessee	1996
T1	1	Mac Cody vs Cincinnati	1993
T1	1	Charles Wilson vs Tulane	1988
T1	1	Jerry Harris vs Southern Miss	1983
T1	1	Charles Greenhill vs Cincinnati	1983
T1	1	Terrell Middleton vs North Texas	1975
T1	1	Stan Davis vs Cincinnati	1972
T1	1	Nick Pappas vs Ole Miss	1967
T1	1	Billy Fletcher vs Houston	1963
T1	1	Billy Russell vs Tennessee Tech	1954
T1	1	Frank Mawyer vs UT Chattanooga	1950

LONGEST KICKOFF RETURN			
Rk	Yds	PLAYER VS OPPONENT	YEAR
1	98	Jerry Harris vs Southern Miss	1983
2	97	Charles Wilson vs Tulane	1988
3	96	Terrell Middleton vs North Texas	1975
T4	95	Bobby McCain vs Duke	2012
T4	95	Kevin Cobb vs Tennessee	1996
T4	95	Frank Mawyer vs Chattanooga	1950
T4	95	Keith White vs Arkansas State	1948
8	94	Stan Davis vs Cincinnati	1972
T9	93	Nick Pappas vs Ole Miss	1967
T9	93	Preston Watts vs Troy State	1940

KICK RETURN TEAM RECORDS

MOST KICKOFF RETURNS			
Rk	Ret	OPPONENT	YEAR
1	10	vs Mississippi State	2011
T2	9	vs Houston	2010
T2	9	vs Tennessee	2009
T2	9	vs Houston	2009
T2	9	vs UCF	2007
T2	9	vs Louisville	2004
T2	9	vs Cincinnati	2002
T2	9	vs Tennessee	2001

MOST KICKOFF RETURN YARDS			
Rk	Yds	OPPONENT	YEAR
1	214	vs UCF	2007
2	200	vs Middle Tennessee	2012
3	196	vs Cincinnati	2002
4	195	vs UAB	2011
T5	186	vs East Carolina	2007
T5	186	vs Southern Miss	1983
6	184	vs Mississippi State	2010
7	177	at Connecticut	2013



Most Kickoff Return Yards			
Rk	Yds	Opponent	Year
8	170	vs Mississippi State	2011
T9	169	vs Houston	2009
T9	169	vs Florida State	1979

PUNT RETURN INDIV. RECORDS

Most Punt Returns			
Rk	Ret	Player vs Opponent	Year
1	10	Ryan Roskelly vs Tulsa	1994
2	7	Darron White vs Chattanooga	2004
T3	6	Keiwone Malone vs Middle Tennessee	2014
T3	6	Ryan Johnson vs UAB	2001
T3	6	Damien Dodson vs Houston	1997
T3	6	Russell Copeland vs Cincinnati	1992
T3	6	Jerry Harris vs Mississippi State	1985
T3	6	Keith Wright vs North Texas State	1974
T3	6	Stan Davis vs Tennessee	1969
T3	6	Bob Baxter vs Ole Miss	1965

Most Punt Return Yards			
Rk	Yds	Player vs Opponent	Year
1	194	Ryan Roskelly vs Tulsa	1994
2	133	David Berrong vs Wichita State	1968
3	120	Keith Wright vs North Texas State	1974
4	112	Keiwone Malone vs UAB	2012
T5	94	Damien Dodson vs Houston	1997
T5	94	Keith Wright vs Louisville	1975
T5	94	Frank Mawyer vs Chattanooga	1950
T8	92	Darron White vs Tulane	2004
T8	92	Ryan Johnson vs Cincinnati	2000
T8	92	Stan Davis vs Southern Miss	1972
T8	92	Bob Baxter vs Ole Miss	1967

Highest Punt Return Average			
Rk	Avg	Player vs Opponent	Year
1	33.3	David Berrong vs Wichita State	1968
2	33.0	Joe Craig vs Austin Peay	2014
3	30.7	Bob Baxter vs Ole Miss	1967
4	30.6	Ryan Johnson vs Cincinnati	2000
5	30.0	Keith Wright vs North Texas	1974
6	28.0	Roderick Proctor vs Missouri State	2015
7	22.4	Keiwone Malone vs UAB	2012
8	21.8	Bobby Ward vs Ole Miss	1973
9	19.4	Ryan Roskelly vs Tulsa	1994
10	18.4	Darron White vs Tulane	2004

Most Punt Return TDs			
Rk	Td	Player vs Opponent	Year
T1	1	Roderick Proctor vs Missouri Sta	2015
T1	1	Darron White vs Tulane	2004
T1	1	Keith Cobb vs Southwestern La.	1995
T1	1	Ryan Roskelly vs Tulsa	1994
T1	1	Judson Flint vs Ole Miss	1978
T1	1	Judson Flint vs Louisville	1978
T1	1	Keith Wright vs Louisville	1976
T1	1	Keith Wright vs Wichita State	1976
T1	1	Keith Wright vs Louisville	1975
T1	1	Keith Wright vs North Texas	1974
T1	1	Steve Jaggard vs Tulsa	1968
T1	1	Bob Baxter vs Ole Miss	1967
T1	1	Bob Sherlag vs Wake Forest	1964
T1	1	Russell Vollmer vs Ole Miss	1962
T1	1	10 blocked punts for TD	1974

Longest Punt Return			
Rk	Yds	Player vs Opponent	Year
1	97	Keith Wright vs North Texas	1974
T2	94	Keith Wright vs Louisville	1975
T2	94	Frank Mawyer vs Chattanooga	1950
4	89	Billy Russell vs Tennessee Tech	1954
5	88	Russ Vollmer vs Ole Miss	1962
T6	86	Ricky Rivas vs Wichita State	1975
T6	86	Jack Carter vs Chattanooga	1961

PUNT RETURN TEAM RECORDS

Most Punt Returns			
Rk	Ret	Opponent	Year
1	10	vs Tulsa	1994
2	9	vs Mississippi State	1985
3	8	vs Quantico	1966

Most Punt Returns			
Rk	Ret	Opponent	Year
T4	7	vs Austin Peay	2014
T4	7	vs Chattanooga	2004
T4	7	vs Tennessee Tech	1962
T7	6	vs several opp.; last vs. BYU	2014

Most Punt Return Yards			
Rk	Yds	Opponent	Year
1	194	vs Tulsa	1994
2	138	vs UAB	2012
T3	133	vs Tulsa	1968
T3	133	vs Wichita State	1968
5	120	vs North Texas State	1974
6	112	vs Austin Peay	2014
7	97	vs Cincinnati	1972
T8	92	vs Tulane	2004
T8	92	vs Cincinnati	2000
T8	92	vs Ole Miss	1967
T8	92	vs Southern Miss	1972

Fewest Punt Return Yards			
Rk	Yds	Opponent	Year
T1	-8	vs Tulsa	2010
T1	-8	vs Tulane	2003

Most Punt Return TD			
Rk	Tds	Opponent	Year
1	3	vs Tulsa (two on blocked punts)	1968
T1	1	20 times	

DEFENSE INDIV. RECORDS

Most Solo Tackles			
Rk	No.	Player vs Opponent	Year
1	19	Pete Scatamacchia vs Louisville	1979
2	16	Alex Dees vs Southern Miss	1968
T3	15	Jamon Hughes vs Southern Miss	2010
T3	15	Dave Pawlik vs San Jose State	1971
T5	14	Jamon Hughes vs East Carolina	2010
T5	14	Todd Ondra vs Louisville	1978
T5	14	Wilson Neely vs Mississippi St.	1986
8	12	Glenn Sumter vs Southern Miss	2001

Most Assisted Tackles			
Rk	No.	Player vs Opponent	Year
1	19	Art Brumit vs Utah State	1967
T2	13	Quinton McCrary vs Tennessee	2006
T2	13	Joe Rushing vs Utah State	1967
T2	13	Damon Young vs Tulane	1987
T5	12	Charles Harris vs Arkansas State	2012
T5	12	Jamon Hughes vs East Carolina	2010
T5	12	Jamon Hughes vs Marshall	2010
T5	12	Jamon Hughes vs Houston	2009
T5	12	Todd Ondra vs Northeast La.	1979
T5	12	Todd Ondra vs Louisville	1979

Most Total Tackles			
Rk	No.	Player vs Opponent	Year
1	25	Pete Scatamacchia vs Louisville	1979
2	21	Jamon Hughes vs Southern Miss	2010
3	21	Tommy James vs Utah State	1970
4	21	Alex Dees vs Southern Miss	1968
5	20	Kamal Shakir vs Army	1999
6	20	John Allen vs Houston	1968
7	20	Glenn Whittemore vs Southern Miss	1973
8	20	Todd Ondra vs Texas A&M	1979
9	20	Mike Kleimeyer vs Tennessee	1981
10	18	Jamon Hughes vs Houston	2009

Most Quarterback Sacks			
Rk	No.	Player vs Opponent	Year
T1	4	Clinton McDonald vs Arkansas St.	2008
T1	4	James Logan vs Arkansas St.	1994
T1	4	Marlon Brown vs Louisville	1987
T2	3	by eight different players	

Most Tackles for Lost Yardage			
Rk	No.	Player vs Opponent	Year
1	6	Tony Williams vs Tennessee	1996
T2	5	Marlon Brown vs Southern Miss	1987
T2	5	Rod Brown vs Arkansas	1993
4	4.5	Martin Ifedi vs Arkansas State	2013
5	4	15x, last by Tank Jakes at UCLA	2014

Most Fumble Recoveries			
Rk	No.	Player vs Opponent	Year
T1	3	Quinton McCrary vs UCF	2007
T1	3	Ricky Kale vs Southern Miss	1970
T2	2	Ryan Coleman vs SMU	2013
T2	2	Akeem Davis vs SMU	2011
T2	2	Jake Kasser vs Ole Miss	2007
T2	2	Eric Taylor vs Arkansas State	2003
T2	2	Reginald Howard vs Ole Miss	1999
T2	2	Demorrio Shank vs Houston	1998
T2	2	Larry Franknbach vs North Texas	1970

Most Fumbles Returned for Touchdowns			
Rk	No.	Player vs Opponent	Year
1	2	Ryan Coleman vs SMU	2013

Longest Fumble Return			
Rk	Yds	Player vs Opponent	Year
1	88	Freddie Barnett vs Arkansas State	2007
2	84	Corey Irby vs Louisville	1999
3	73	Glenn Sumter vs Mississippi State	2001
4	66	Idrees Bashir vs Tulane	2000
5	64	Manny Santibanez vs USM	1997
6	59	Bobby McCain vs Middle Tennessee	2014
7	57	Ruben Meltan vs. Cincinnati	1971
8	54	Jeremy Stewart vs East Carolina	1998
9	47	John Allen vs North Texas	1968
10	44	Idrees Bashir vs Tennessee	1999

Most Pass Interceptions			
Rk	No.	Player vs Opponent	Year
T1	3	Bobby McCain at USF	2013
T1	3	Eddie Moore vs Tulane	1988
T1	3	Keith Simpson vs North Texas	1977
T1	3	Ollie Cordill vs Mississippi State	1965
T1	3	Bob Ford vs Murray State	1952

Most Interception Return Yards			
Rk	Yds	Player vs Opponent	Year
1	100	Idrees Bashir vs Army	2000
2	99	Robert Lyles vs Mississippi State	1958
3	98	Paul Haynes vs Tampa	1948
T4	95	Marty Hammock vs Southern Miss	1973
T4	95	Chris Hobbs vs Tennessee	1991
6	93	Bob Sherlag vs Wake Forest	1964
7	91	Bob Orians vs Southern Miss	1977
T8	90	Dominic Calloway vs East Carolina	1993
T8	90	Preston Watts vs Middle Tennessee	1941

Longest Interception Return			
Rk	Yds	Player vs Opponent	Year
1	100	Idrees Bashir vs Army	2000
2	99	Robert Lyles vs Mississippi State	1958
3	98	Paul Haynes vs Tampa	1948
T4	95	Marty Hammock vs Southern Miss	1973
T4	95	Chris Hobbs vs Tennessee	1991
T6	93	Reggis Ball vs SMU	2013
T6	93	Bob Sherlag vs Wake Forest	1964
8	91	Bob Orians vs Southern Miss	1977
T9	90	Dominic Calloway vs East Carolina	1993
T9	90	Preston Watts vs Middle Tennessee	1941

Most Blocked Punts			
Rk	No.	Player vs Opponent	Year
T1	4	Ken Irvin vs Arkansas	1992
T1	4	Marvin Chatman vs Mississippi State	1981

DEFENSE TEAM RECORDS

Fewest Rushes Allowed		
Game	15 by North Texas	1965

Most Rushes Allowed		
Game	82 by Houston	1968

Fewest Rushing Yards Allowed		
Game	-4 by Ole Miss	1993

Most Rushing Yards Allowed		
Game	523 by Texas A&M	1978

Fewest Pass Completions Allowed		
Game	1 three times; last vs Southern Miss	1976

Most Pass Completions Allowed		
Game	42 by Houston	2009

Fewest Passing Yards Allowed		
Game	5 by Southern Miss	1976

Most Passing Yards Allowed		
Game	578 by Houston	2009

Fewest Total Yards Allowed		
Game	87 by Texas-Arlington 87 by Tennessee Tech	1962 1962

Most Total Yards Allowed		
Game	689 by Houston	2009

Most Points Allowed		
Game	92 by Ole Miss 66 by Florida State (modern day records since 1947)	1935 1979

Most Rushing Touchdowns Allowed		
Game	7 by UCF	2007

Most Touchdown Passes Allowed		
Game	6 by Florida State 6 by Tennessee & Houston 6 by Houston	1969 2009 2010

Most Interceptions		
Game	6 vs East Carolina 6 vs Tulsa	1993 1972

Most Fumble Recoveries		
Game	6 vs North Texas	1968

Most Quarterback Sacks		
Game	7 vs Arkansas State 7 vs Houston 7 vs East Carolina 7 vs East Carolina 7 vs Arkansas State	2013 2006 2003 1998 1994

Most Blocked Kicks		
Game	4 vs Arkansas	1992

Most Tackles for Lost Yardage		
Game	16 vs Tennessee	1996
Season	90	1999

MISC TEAM RECORDS

Most Points Scored in a Quarter			
Rk	Pts	Opponent	Year
1	35	vs Tulane (1st)	1992
2	33	vs North Texas (3rd)	1971
3	30	vs Cincinnati (4th)	1983
T4	28	vs Missouri State (1st)	2015
T4	28	vs Chattanooga (3rd)	2004
T4	28	vs Arkansas State (4th)	2004
T4	28	vs West Texas State (4th)	1968
8	26	vs Tulsa (2nd)	1968
T9	24	at SMU (2nd)	2014
T9	24	at Cincinnati (1st)	2014
T9	24	vs UT Martin (2nd)	2009
T9	24	vs Arkansas State (4th)	1980
T9	24	vs Cincinnati (4th)	1969
T9	24	vs Wichita State (1st)	1972

Most Points Scored in a Half			
Rk	Pts	Opponent	Year
1	49	vs Tulane (1st)	1992
T2	42	vs Missouri State (1st)	2015
T2	42	vs Austin Peay (1st)	2014
4	41	vs Louisville (2nd)	1969
T5	38	vs Houston (1st)	2003
T5	38	vs Cincinnati (2nd)	1969
T7	35	vs Chattanooga (1st)	2005
T7	35	vs Chattanooga (2nd)	2004
T7	35	vs Arkansas State (2nd)	2003
T7	35	vs West Texas State (2nd)	1968
T7	35	vs Wake Forest (2nd)	1967

Most Points Allowed in a Half			
Rk	Pts	Opponent	Year
1	51	by Florida State (1st)	1989



Most Points Allowed in a Half			
Rk	Pts	Opponent	Year
T2	42	by Tennessee (1st)	2009
T2	42	by Houston (1st)	2009
T2	42	by UCF (1st)	2007
T2	42	by Michigan State (1st)	1997
T2	42	by Florida State (2nd)	1979
T2	42	by Ole Miss (1st)	1971
8	41	by Alabama (2nd)	1983
T9	40	by Tennessee (1st)	2010
T9	40	by Ole Miss (1st)	1980

Most Combined Points in a Half			
Rk	Pts	Opponent	Year
1	68	vs Louisville (1st)	2004
2	64	vs Florida State (1st)	1989
3	63	vs Bowling Green State (1st)	2004
T4	62	vs East Carolina (2nd)	2007
T4	62	vs Tulane (1st)	1992
6	60	vs Rice (2nd)	2008
T7	56	vs Houston (1st)	2009
T7	56	vs Florida State (2nd)	1979
9	54	vs Louisville (2nd)	1969

Most Points Scored in a Game			
Rk	Pts	Opponent	Year
1	76	vs Memphis Navy	1950
2	70	vs Tampa	1949
3	69	vs Louisville	1969
4	64	vs Union University	1950
T5	63	vs Missouri State	2015
T5	63	vs Austin Peay	2014
7	62	vs Tulane	1992
T8	61	vs East Central Oklahoma	1951
T8	61	vs Arkansas State	1949
T10	60	vs The Citadel	1962
T10	60	vs Arkansas State	1950

Most Points Allowed in a Game			
Rk	Pts	Opponent	Year
1	66	by Florida State	1979
2	61	by Ole Miss	1980
3	59	by Mississippi State	2011
4	58	by Texas A&M	1978
5	57	by Florida State	1989
T6	56	by Houston	2010
T6	56	by Louisville	2010
T6	56	by Tennessee	2009
T6	56	by East Carolina	2007
T6	56	by UCF	2007
T6	56	by Louisville	2004

Most Combined Points in a Game			
Rk	Pts	Opponent	Year
1	107	vs SMU (55-52)	2007
2	105	vs Louisville (49-56)	2004
3	103	vs BYU (55-48)	2014
4	96	vs East Carolina (40-56)	2007
5	88	vs Louisville (69-19)	1969
6	87	vs Bowling Green (35-52)	2004
T7	85	at Bowling Green (44-41)	2015
T7	85	vs Houston (52-33)	2001

Most First Downs Rushing			
Rk	No.	Opponent	Year
1	26	vs Tulsa	1972
2	24	vs Louisville	1969
3	24	vs The Citadel	1962
4	22	vs Tulane	2008
5	22	vs Chattanooga	2005
T6	21	vs Georgia Tech	1981
T6	21	vs North Texas State	1971

Most First Downs Passing			
Rk	No.	Opponent	Year
T1	19	vs Ole Miss	2007
T1	19	vs Louisville	2004
T3	18	vs Southern Miss	2007
T3	18	vs SMU	2007
T5	17	at SMU	2014
T5	17	at UCLA	2014
T5	17	vs Ole Miss	1969
T8	16	at Kansas	2015
T8	16	vs Middle Tennessee	2011
T8	16	vs Marshall	2007
T8	16	vs East Carolina	2007

Most First Downs Passing			
Rk	No.	Opponent	Year
T8	16	vs Murray State	1985

Most First Downs by Penalty			
Rk	No.	Opponent	Year
1	6	vs UConn	2014
T2	5	at Ole Miss	2014
T2	5	vs SMU	2007
T2	5	vs Houston	2006
T2	5	vs Alabama	1987
T2	5	vs North Texas State	1971
T7	4	vs several opponents; last at Kansas	2015

Most Total First Downs			
Rk	No.	Opponent	Year
1	37	vs Louisville	1969
2	35	vs SMU	2007
3	34	at Kansas	2015
T4	32	vs Tulane	2008
T4	32	vs Chattanooga	2005
T6	31	vs Nicholls State	2008
T6	31	vs Cincinnati	1984
T8	30	at Cincinnati	2014
T8	30	vs Southern Miss	2008
T8	30	vs Ole Miss	2007
T8	30	vs Rice	2007
T8	30	vs Arkansas State	2004
T8	30	vs Louisville	2004
T8	30	vs Murray State	2002
T8	30	vs Utah State	1972
T8	30	vs North Texas State	1971
T8	30	vs The Citadel	1962

Fewest Total First Downs			
Rk	No.	Opponent	Year
1	2	vs Ole Miss	1964

Most Penalties			
Rk	No.	Opponent	Year
1	16	vs Marshall	2012
T2	15	at Middle Tennessee	2013
T2	15	vs Houston	2000
T2	15	vs Tulane	1992
T2	15	vs Mississippi State	1985
6	14	vs Tennessee	1999
T7	13	vs Chattanooga	2001
T7	13	vs Mississippi State	1998
T7	13	vs Ole Miss	1983

Fewest Penalties			
Rk	No.	Opponent	Year
1	0	vs Ole Miss	1982

Most Penalty Yards			
Rk	No.	Opponent	Year
1	147	vs West Texas State	1964
2	145	at Middle Tennessee	2013
3	140	vs Wichita State	1968
4	136	vs Mississippi State	1985
5	132	vs Houston	2000
6	131	vs Marshall	2012
7	130	vs Tulane	1992
8	126	vs Houston	1997

Longest Time of Possession			
Rk	No.	Opponent	Year
1	40:55	at Cincinnati	2014
2	40:54	vs East Carolina	1984
2	39:44	vs Cincinnati	2000
T3	38:08	vs Nicholls State	2008
T3	38:08	vs Cincinnati	1994
5	37:55	vs Ole Miss	1983

Shortest Time of Possession			
Rk	No.	Opponent	Year
1	19:19	vs North Carolina	1983

Most 3rd Down Conversions			
Rk	No.	Opponent	Year
1	14	vs SMU	2007
T2	12	at Cincinnati	2014
T2	12	vs Rice	2008
T2	12	vs Louisville	2004
T2	12	vs Cincinnati	1994

Most 3rd Down Conversions			
Rk	No.	Opponent	Year
T6	10	vs UTEP	2009
T6	10	vs USF	2004
T6	10	vs UAB	2004
T9	9	26 times; last at Bowling Green	2015

Best 3rd Down Conversion Percentage			
Rk	No.	Opponent	Year
1	.705	vs Louisville (12X17)	2004
2	.692	vs Ole Miss (9X13)	2006
3	.666	vs Cincinnati (12X18)	1994
4	.643	vs Tulane (9X14)	2008
5	.643	vs Chattanooga (9X14)	2005
6	.632	vs Rice (12X19)	2008
T7	.600	vs Nicholls State (9X15)	2008
T7	.600	vs SMU (9X15)	2008
T7	.600	vs Tulane (9X15)	2007
T7	.600	vs Tulane (9X15)	2003

Fewest 3rd Down Conversions			
Rk	No.	Opponent	Year
T1	1	vs Tennessee (1X9)	2006
T1	1	vs Cincinnati (1X12)	2004
T1	1	vs Cincinnati (1X12)	199

Most Fumbles			
Rk	No.	Opponent	Year
1	11	vs Ole Miss	1976
2	10	vs Louisville	1979
T3	9	vs Florida State	1977
T3	9	vs Ole Miss	1971
T3	9	vs Southern Miss	1963
T3	9	vs Tennessee Tech	1962


Most Fumbles Lost			
Rk	No.	Opponent	Year
T1	7	vs Mississippi State	1976
T1	7	vs Ole Miss	1971
T3	6	vs Louisville	1979
T3	6	vs Ole Miss	1976
T3	6	vs Tennessee Tech	1962

ALL-PURPOSE INDIVIDUAL RECORDS

Individual Single Game All-Purpose Yards							
Rk	Player vs Opponent	Yards	Rush	Rec	PR	KR	Year
1	Ryan Roskelley vs Tulsa	368	0	174	194	0	1994
2	DeAngelo Williams vs Tulane	305	195	41	0	69	2003
3	DeAngelo Williams vs Houston	281	262	19	0	0	2004
4	Larry Porter vs Arkansas State	275	206	-1	0	70	1990
5	DeAngelo Williams vs USF	273	263	10	0	0	2004
6	Xavier Crawford vs Missouri	262	46	53	0	163	1991
7	Paul Gowen vs Tulsa	260	260	0	0	0	1969
8	Curtis Steele vs Tulsa	257	232	25	0	0	2009
9	DeAngelo Williams vs Chattanooga	251	136	87	0	28	2004
10	Curtis Steele vs UTEP	250	240	10	0	0	2009
11	DeAngelo Williams vs East Carolina	240	226	14	0	0	2005
T12	DeAngelo Williams vs UTEP	239	236	3	0	0	2005
T12	DeAngelo Williams vs Ole Miss	239	135	31	0	73	2003
T14	Curtis Steele vs Southern Miss	237	178	59	0	0	2008
T14	Eddie Hill vs Cincinnati	237	188	0	0	49	1978
T14	John Martin vs East Carolina	237	166	16	0	55	1992
T17	DeAngelo Williams vs Akron	236	238	-2	0	0	2005
T17	DeAngelo Williams vs East Carolina	226	225	1	0	0	2004
19	Eddie Hill vs Wichita State	225	107	0	11	107	1978
20	DeAngelo Williams vs Tulsa	224	223	1	0	0	2005
21	Russell Copeland vs Florida State	221	0	113	0	108	1989
22	Larry Porter vs Arkansas State	220	167	9	0	44	1991
T23	Bobby Ward vs Houston	218	0	105	2	111	1973
T23	Charles Wilson vs Southern Miss	218	0	88	0	130	1988
25	Stan Davis vs Tennessee	217	76	3	0	138	1969
26	DeAngelo Williams vs Louisville	215	200	15	0	0	2004
27	DeAngelo Williams vs Southern Miss	211	199	12	0	0	2004
28	Dave Casinelli vs Houston	210	210	0	0	0	1963
29	DeAngelo Williams vs Chattanooga	208	205	3	0	0	2005
30	Brandon Hayes vs USF	207	189	18	0	0	2014
31	DeAngelo Williams vs Cincinnati	206	136	-5	0	75	2003
T32	Curtis Steele vs Arkansas State	203	203	0	0	0	2008
T32	Charles Wilson vs Tulane	203	0	51	0	152	1988
T34	Joe Craig at Connecticut	202	0	25	0	177	2013
T34	D. Williams vs Mississippi State	202	119	40	0	43	2003
T34	Dornell Harris vs Kansas State	202	110	14	0	78	1973



2015 PLAYER CAPSULES



#7 LINEBACKER

CURTIS AKINS

R-FRESHMAN • SQ
6-2 • 230
BYHALIA, MISS.
BYHALIA HS

MAJOR: UNDECLARED

AKINS' CAREER DEFENSIVE STATISTICS


YR	G/S	UT	AT	TOT	PD	FR	FF	TFL	SK	INT
2015	2/0	4	0	4	0	0-0	0	0-0	0-0	0-0

AVERY'S CAREER HIGHS

Tackles	3, at Kansas, Sep 12, 2015
---------	----------------------------

AVERY'S GAME-BY-GAME DEFENSE

Date	Opponent	UT	AT	TT	TFL	SK	FF	PB	INT
9/5/15	Missouri St.	1	0	1	0-0	0-0	0	0	0-0
9/12/15	at Kansas	3	0	3	0-0	0-0	0	0	0-0



#6 LINEBACKER

GENARD AVERY

SOPHOMORE • 1L
6-1 • 265
GRENADA, MISS.
GRENADA HS

MAJOR: UNDECLARED

AVERY'S CAREER DEFENSIVE STATISTICS


YR	G/S	UT	AT	TOT	PD	FR	FF	TFL	SK	INT
2014	13/1	13	5	18	1	0-0	0	6-25	5-21	0-0
2015	3/0	8	1	9	0	0-0	0	1-7	1-7	0-0
Total	16/1	21	6	27	1	0-0	0	7-32	6-28	0-0

AVERY'S CAREER HIGHS

Tackles	6, at Kansas, Sep 12, 2015
Tackles for Loss	1 (7x), at Bowling Green, Sep 19, 2015
Sacks	1 (6x), at Bowling Green, Sep 19, 2015
Pass Break-Ups	1, SMU, Oct 25, 2014

AVERY'S GAME-BY-GAME DEFENSE

Date	Opponent	UT	AT	TT	TFL	SK	FF	PB	INT
8/30/14	Austin Peay	0	2	2	0-0	0-0	0	0	0-0
9/6/14	at UCLA	0	0	0	0-0	0-0	0	0	0-0
9/20/14	MTSU	1	1	2	1-8	1-8	0	0	0-0
9/27/14*	at Ole Miss	1	2	3	1-3	1-3	0	0	0-0
10/4/14	at Cincinnati	0	0	0	0-0	0-0	0	0	0-0
10/11/14	Houston	0	0	0	0-0	0-0	0	0	0-0
10/25/14	at SMU	2	1	3	1-1	1-1	0	1	0-0
10/31/14	Tulsa	2	0	2	1-2	1-2	0	0	0-0
11/7/14	at Temple	2	0	2	0-0	0-0	0	0	0-0
11/15/14	at Tulane	0	0	0	0-0	0-0	0	0	0-0
11/22/14	USF	2	0	2	1-7	1-7	0	0	0-0
11/29/14	UConn	3	0	3	1-4	0-0	0	0	0-0
12/22/14	vs BYU	0	0	0	0-0	0-0	0	0	0-0
9/5/15	Missouri St.	2	0	2	0-0	0-0	0	0	0-0
9/12/15	at Kansas	5	1	6	0-0	0-0	0	0	0-0
9/19/15	at BGUSU	1	0	1	1-7	1-7	0	0	0-0



#39 DEFENSIVE BACK

REGGIE BALL

R-SENIOR • 3L
5-11 • 210
STONE MOUNTAIN, GA.
STEPHENSON HS

MAJOR: ORGANIZATIONAL LEADERSHIP

BALL'S CAREER DEFENSIVE STATISTICS

YR	G/S	UT	AT	TOT	PD	FR	FF	TFL	SK	INT
2012	12/0	16	9	25	0	1-0	0	0.5-1	0-0	0-0
2013	12/2	24	8	32	2	0-0	1	2.5-10	1.5-7	1-93
2014	13/11	27	9	36	0	2-0	0	0.0-0	0-0	1-24
2015	3/1	7	3	10	0	0-0	0	0.0-0	0-0	0-0
Total	39/14	74	29	83	2	3-0	1	3-11	1.5-7	2-117

BALL'S CAREER HIGHS


All-Purpose Yards	106, SMU, Oct 19, 2013
Punt Returns	1 (2x), SMU, Oct 19, 2013
Punt Return Yards	26, at UAB, Nov 17, 2012 (1 returns)
Long Punt Return	4, SMU, Oct 19, 2013

BALL'S CAREER HIGHS

Interceptions	1 (2x), SMU, Oct 25, 2014
Tackles	7, Middle Tennessee, Sep 20, 2014
Sacks	1, Arkansas State, Sep 21, 2013
Tackles for Loss	1 (2x), SMU, Oct 19, 2013
Fumbles Forced	1, SMU, Oct 19, 2013
Fumbles Recovered	1 (3x), Temple, Nov 7, 2014
Pass Breakups	1 (2x), USF, Nov 16, 2013
Blocked Kicks	1 (2x), SMU, Oct 19, 2013

BALL'S GAME-BY-GAME DEFENSE

Date	Opponent	UT	AT	TT	TFL	SK	FF	PB	INT
9/1/12	UT Martin	1	0	1	0-0	0-0	0	0	0-0
9/8/12	at Arkansas St.	0	2	2	0-0	0-0	0	0	0-0
9/15/12	MTSU	4	1	5	0-0	0-0	0	0	0-0
9/22/12	at Duke	0	2	2	0.5-1	0-0	0	0	0-0
10/6/12	Rice	3	0	3	0-0	0-0	0	0	0-0
10/13/12	at ECU	1	1	2	0-0	0-0	0	0	0-0
10/20/12	at UCF	2	2	4	0-0	0-0	0	0	0-0
10/27/12	SMU	0	0	0	0-0	0-0	0	0	0-0
11/3/12	at Marshall	1	1	2	0-0	0-0	0	0	0-0
11/10/12	Tulane	2	0	2	0-0	0-0	0	0	0-0
11/17/12	at UAB	2	0	2	0-0	0-0	0	0	0-0
11/24/12	Southern Miss	0	0	0	0-0	0-0	0	0	0-0
9/7/13	Duke	3	0	3	0-0	0-0	0	0	0-0
9/14/13	at MTSU	4	1	5	0.5-6	0.5-6	0	0	0-0
9/21/13	Arkansas State	1	1	2	1-1	1-1	0	0	0-0
10/5/13	UCF	3	1	4	0-0	0-0	0	0	0-0
10/12/13	at Houston	0	1	1	0-0	0-0	0	1	0-0
10/19/13	SMU	4	0	4	1-3	0-0	1	0	1-93
10/30/13	Cincinnati	1	0	1	0-0	0-0	0	0	0-0
11/9/13	UT Martin	1	1	2	0-0	0-0	0	0	0-0
11/16/13	at USF	1	0	1	0-0	0-0	0	1	0-0
11/23/13	at Louisville	3	1	4	0-0	0-0	0	0	0-0
11/30/13*	Temple	2	1	3	0-0	0-0	0	0	0-0
12/7/13*	at UConn	1	1	2	0-0	0-0	0	0	0-0
8/30/14*	Austin Peay	3	0	3	0-0	0-0	0	0	0-0
9/6/14*	at UCLA	1	1	2	0-0	0-0	0	0	0-0
9/20/14*	MTSU	5	2	7	0-0	0-0	0	0	0-0
9/27/14*	at Ole Miss	3	2	5	0-0	0-0	0	0	0-0
10/4/14*	at Cincinnati	0	2	2	0-0	0-0	0	0	0-0
10/11/14*	Houston	3	0	3	0-0	0-0	0	0	0-0
10/25/14	at SMU	1	0	1	0-0	0-0	0	0	1-24
10/31/14	Tulsa	2	1	3	0-0	0-0	0	0	0-0
11/7/14*	at Temple	2	0	2	0-0	0-0	0	0	0-0
11/15/14*	at Tulane	2	0	2	0-0	0-0	0	0	0-0
11/22/14*	USF	1	0	1	0-0	0-0	0	0	0-0
11/29/14*	UConn	2	0	2	0-0	0-0	0	0	0-0
12/22/14*	vs BYU	2	0	2	0-0	0-0	0	0	0-0
9/5/15*	Missouri St.	1	1	2	0-0	0-0	0	0	0-0
9/12/15	at Kansas	4	0	4	0-0	0-0	0	0	0-0



#88 WIDE RECEIVER

DREW BISHOP

R-JUNIOR • 2L
6-0 • 190
MEMPHIS, TENN.
ST. GEORGE'S INDEPENDENT SCHOOL

MAJOR: MARKETING MANAGEMENT

BISHOP'S CAREER RUSHING STATISTICS

YR	G/S	NO	YDS	AVG/C	TDs	LG	AVG/G
2014	10/0	1	6	6.0	0	6	0.7

BISHOP'S CAREER RECEIVING STATISTICS


YR	G/S	NO	YDS	AVG/C	TDs	LG	REC/G	AVG/G
2014	10/0	0	0	0.0	0	0	0.0	0.0

BISHOP'S CAREER HIGHS

Rush Attempts	1, UConn, Nov 29, 2014
Long Rush	6, UConn, Nov 29, 2014
Total Offense Attempts	1, UConn, Nov 29, 2014 (1 rush, 0 pass)
All-Purpose Yards	6, UConn, Nov 29, 2014

BISHOP'S GAME-BY-GAME RECEIVING

Date	Opponent	No	Yds	Avg	TDs	LG
8/30/14	Austin Peay	0	0	0.0	0	0
9/6/14	at UCLA			Did Not Play		
9/20/14	MTSU			Did Not Play		
9/27/14	at Ole Miss			Did Not Play		
10/4/14	at Cincinnati	0	0	0.0	0	0
10/11/14	Houston	0	0	0.0	0	0
10/25/14	at SMU	0	0	0.0	0	0
10/31/14	Tulsa	0	0	0.0	0	0
11/7/14	at Temple	0	0	0.0	0	0
11/15/14	at Tulane	0	0	0.0	0	0
11/22/14	USF	0	0	0.0	0	0
11/29/14	UConn	0	0	0.0	0	0
12/22/14	vs BYU	0	0	0.0	0	0



#14 DEFENSIVE END

LATARIUS BRADY

R-JUNIOR • 2L
6-2 • 280
MEMPHIS, TENN.
EAST HS

MAJOR: COMMUNITY PHYSICAL EDUCATION

BRADY'S CAREER DEFENSIVE STATISTICS

YR	G/S	UT	AT	TOT	PD	FR	FF	TFL	SK	INT
2013	12/0	6	5	11	0	0-0	0	0.5-2	0-0	0-0
2014	13/7	16	14	30	2	2-0	1	1.5-6	1-6	0-0
2015	3/2	4	0	4	0	0-0	0	1-6	1-6	0-0
Total	27/9	26	19	45	2	2-0	0	3-14	2-12	0-0

BRADY'S CAREER HIGHS

Tackles	5, BYU, Dec 22, 2014
Tackles for Loss	1.5, MTSU, Sep 20, 2014
Sacks	1 (2x), Last: Missouri St. Sep 5, 2015
Forced Fumbles	1, MTSU, Sep 20, 2014
Fumbles Recovered	1 (2x), Tulane, Nov 15, 2014
Pass Deflections	1 (2x), Tulsa, Oct 31, 2014

BRADY'S GAME-BY-GAME DEFENSE									
Date	Opponent	UT	AT	TT	TFL	SK	FF	PB	INT
9/7/13	Duke	0	1	1	0-0	0-0	0	0	0-0
9/14/13	at MTSU	0	0	0	0-0	0-0	0	0	0-0
9/21/13	Arkansas State	2	1	3	0-0	0-0	0	0	0-0
10/5/13	UCF	0	1	1	0-0	0-0	0	0	0-0
10/12/13	at Houston	0	2	2	0.5-2	0-0	0	0	0-0
10/19/13	SMU	0	0	0	0-0	0-0	0	0	0-0
10/30/13	Cincinnati	1	0	1	0-0	0-0	0	0	0-0
11/9/13	UT Martin	1	0	1	0-0	0-0	0	0	0-0
11/16/13	at USF	0	0	0	0-0	0-0	0	0	0-0
11/23/13	at Louisville	0	0	0	0-0	0-0	0	0	0-0
11/30/13	Temple	1	0	1	0-0	0-0	0	0	0-0
12/7/13	at UConn	1	0	1	0-0	0-0	0	0	0-0
8/30/14	Austin Peay	4	0	4	0-0	0-0	0	0	0-0
9/6/14*	at UCLA	2	0	2	0-0	0-0	0	0	0-0
9/20/14	MTSU	1	2	3	2-6	1-6	1	0	0-0
9/27/14*	at Ole Miss	2	1	3	0-0	0-0	0	1	0-0
10/4/14*	at Cincinnati	1	3	4	0-0	0-0	0	0	0-0
10/11/14*	Houston	0	0	0	0-0	0-0	0	0	0-0
10/25/14*	at SMU	2	0	2	0-0	0-0	0	0	0-0
10/31/14*	Tulsa	1	1	2	0-0	0-0	0	1	0-0
11/7/14*	at Temple	1	0	1	0-0	0-0	0	0	0-0
11/15/14	at Tulane	1	1	2	0-0	0-0	0	0	0-0
11/22/14*	USF	2	0	2	0-0	0-0	0	0	0-0
11/29/14	UConn	0	0	0	0-0	0-0	0	0	0-0
12/22/14	vs BYU	1	4	5	0-0	0-0	0	0	0-0
9/5/15*	Missouri St	2	0	2	1-6	1-6	0	0	0-0
9/12/15*	a Kansas	0	0	0	0-0	0-0	0	0	0-0
9/19/15	at BGSU	2	0	2	0-0	0-0	0	0	0-0



#64

OFFENSIVE LINE

ZACH COLLINS

R-SOPHOMORE • 1L

6-4 • 290

MEMPHIS, TENN.


HARDING ACADEMY

MAJOR: HEALTH & HUMAN PERFORMANCE

COLLINS' CAREER OFFENSIVE LINE STATISTICS		
YR	GAMES/STARTS	PLAYS/TOTAL TEAM PLAYS
2014	13/3	333/1012
2015	1/0	60/160
Total	34/24	393/1072

COLLINS' CAREER HIGHS	
Offensive Plays	97, BYU, Dec 22, 2014

COLLINS' GAME-BY-GAME OFFENSIVE LINE		
Date	Opponent	Position - Plays
8/30/14	Austin Peay	Left Guard - 21/82
9/6/14	UCLA	Special Teams
9/20/14	MTSU	Special Teams
9/27/14	Ole Miss	Special Teams
10/4/14	Cincinnati	Special Teams
10/11/14	Houston	Special Teams
10/25/14	SMU	Left Guard - 31/80
10/31/14	Tulsa	Left Guard - 9/72
11/7/14	Temple	Left Guard - 10/68
11/15/14	Tulane	Left Guard - 30/65
11/22/14*	USF	Right Guard - 60/62
11/29/14*	UConn	Right Guard - 75/85
12/22/14*	BYU	Right Guard - 97/97
9/5/15	Missouri State	Right Guard- 43/81
9/12/15	at Kansas	Right Guard - 17/79
9/19/15	at Bowling Green	Special Teams



#97

DEFENSIVE LINEMAN

EMMANUEL COOPER

FRESHMAN • HS

6-1 • 275

ARKADELPHIA, ARK.


ARKADELPHIA HS

MAJOR: PRE-NURSING

COOPER'S CAREER DEFENSIVE STATISTICS										
YR	G/S	UT	AT	TOT	PD	FR	FF	TFL	SK	INT
2015	2/0	1	0	1	0	0-0	0	0-0	0-0	0-0

COOPER'S CAREER HIGHS	
Tackles	1, Missouri State, Sep 5, 2015

COOPER'S GAME-BY-GAME DEFENSE									
Date	Opponent	UT	AT	TT	TFL	SK	FF	PB	INT
9/5/15	Missouri St.	1	0	1	0-0	0-0	0	0	0-0
9/12/15	at Kansas	0	0	0	0-0	0-0	0	0	0-0
9/19/15	at BGSU	Did Not Play							



#25

RUNNING BACK

JARVIS COOPER

SOPHOMORE • 1L

6-1 • 245

WEST MEMPHIS, ARK.

WEST MEMPHIS SENIOR HS

MAJOR: HEALTH & HUMAN PERFORMANCE

COOPER'S CAREER RUSHING STATISTICS							
YR	G/S	NO	YDS	AVG/C	TDS	LG	AVG/G
2014	12/0	75	389	5.0	4	37	30.0
2015	3/0	36	174	4.8	3	14	56.0
Total	15/0	111	552	5.0	7	37	36.8


COOPER'S CAREER RECEIVING STATISTICS								
YR	G/S	NO	YDS	AVG/C	TDS	LG	REC/G	AVG/G
2014	12/0	1	2	2.0	0	2	0.1	0.2
2014	3/0	1	9	9.0	0	9	0.3	3.0
2014	15/0	2	11	5.5	0	9	5.5	0.7

COOPER'S CAREER HIGHS	
Rush Attempts	16, SMU, Oct 25, 2014
Rush Yards	102, Missouri State, Sep 5, 2015
Long Rush	37, Austin Peay, Aug 30, 2014

COOPER'S CAREER HIGHS	
Total Offense Attempts	16, SMU, Oct 25, 2014
Total Offense Yards	102, Missouri State, Sep 5, 2015
All-Purpose Yards	102, Missouri State, Sep 5, 2015
Rushing Touchdowns	2, SMU, Oct 25, 2014
Receptions	1, Last: at Kansas, Sep 12, 2015
Receiving Yards	9, at Ole Miss, Sep 5, 2015

COOPER'S GAME-BY-GAME RUSHING						
Date	Opponent	No	Yds	Avg	TDs	LG
8/30/14	Austin Peay	8	101	12.6	1	37
9/6/14	at UCLA	0	0	0.0	0	0
9/20/14	MTSU	0	0	0.0	0	0
9/27/14	at Ole Miss	7	29	4.1	0	8
10/4/14	at Cincinnati	13	41	3.2	0	6
10/11/14	Houston	0	0	0.0	0	0
10/25/14	at SMU	16	93	5.8	2	31
10/31/14	Tulsa	2	1	0.5	0	1
11/7/14	at Temple	3	4	1.3	0	4
11/15/14	at Tulane	8	25	3.1	0	13
11/22/14	USF	5	18	3.6	0	9
11/29/14	UConn	8	48	6.0	1	18
12/22/14	BYU	5	18	3.6	0	7
9/5/15	Missouri St	18	102	5.7	2	11
9/12/15	at Kansas	9	51	6.3	1	14
9/19/15	at BGSU	9	15	1.7	0	4

COOPER'S GAME-BY-GAME RECEIVING						
Date	Opponent	No	Yds	Avg	TDs	LG
8/30/14	Austin Peay	0	0	0.0	0	0
9/6/14	at UCLA	0	0	0.0	0	0
9/20/14	MTSU	0	0	0.0	0	0
9/27/14	at Ole Miss	1	2	2.0	0	2
10/4/14	at Cincinnati	0	0	0.0	0	0
10/11/14	Houston	0	0	0.0	0	0
10/25/14	at SMU	0	0	0.0	0	0
10/31/14	Tulsa	0	0	0.0	0	0
11/7/14	at Temple	0	0	0.0	0	0
11/15/14	at Tulane	0	0	0.0	0	0
11/22/14	USF	0	0	0.0	0	0
11/29/14	UConn	0	0	0.0	0	0
12/22/14	vs BYU	0	0	0.0	0	0
9/5/15	Missouri St	0	0	0.0	0	0
9/12/15	at Kansas	1	9	9.0	0	9
9/19/15	at BGSU	0	0	0.0	0	0



#11

ATHLETE

SAM CRAFT

JUNIOR • 2L

6-0 • 210

MEMPHIS, TENN.

OLIVE BRANCH HS

MAJOR: COMMUNITY PHYSICAL EDUCATION

CRAFT'S CAREER RUSHING STATISTICS							
YR	G/S	NO	YDS	AVG/C	TDS	LG	AVG/G
2013	12/9	25	102	3.9	5	15	8.5
2014	8/6	89	331	3.7	3	19	41.3
2015	3/3	30	137	4.6	2	17	45.7
Total	23/18	144	570	4.0	10	19	24.8

CRAFT'S CAREER RECEIVING STATISTICS								
YR	G/S	NO	YDS	AVG/C	TDS	LG	REC/G	AVG/G
2013	12/9	31	337	10.9	1	30	2.6	28.1
2014	8/6	15	83	5.5	0	17	1.8	10.4
2015	3/3	4	76	19.0	1	60	1.3	25.3
Total	23/18	50	496	9.9	2	60	2.2	21.6

CRAFT'S CAREER KICKOFF RETURN STATISTICS							
YR	G/S	NO	YDS	TDs	LG	AVG/R	AVG/G
2013	12/9	3	73	0	54	24.3	6.1
2014	8/6	1	23	0	23	23.0	3.3
2015	3/3	5	94	0	23	18.8	31.3
Total	23/18	9	190	0	54	21.1	8.3

CRAFT'S CAREER HIGHS	
Points Scored	18, Temple, Nov 30, 2013
Touchdowns	3, Temple, Nov 30, 2013
Rush Attempts	38, Cincinnati, Oct 4, 2014
Rush Yards	170, Cincinnati, Oct 4, 2014
Rush TDs	2, Temple, Nov 30, 2013
Long Rush	19, MTSU, Sep 20, 2014
Receptions	7, Temple, Nov 30, 2013
Receiving Yards	83, UT Martin, Nov 9, 2013 (3 rec)
Receiving TDs	1, Temple, Nov 30, 2013
Long Reception	60, at BGSU, Sep 12, 2015
Total Offense Attempts	38, Cincinnati, Oct 4, 2014
Total Offense Yards	170, Cincinnati, Oct 4, 2014

CRAFT'S CAREER HIGHS	
All-Purpose Yards	170, Cincinnati, Oct 4, 2014
Kick Returns	2, vs Temple, Nov 30, 2013
Kick Return Yards	69, vs Temple, Nov 30, 2013 (2 ret)
Long Kick Return	54, vs Temple, Nov 30, 2013

CRAFT'S GAME-BY-GAME RUSHING						
Date	Opponent	No	Yds	Avg	TDs	LG
9/7/13	Duke	1	14	14.0	0	14
9/14/13	at MTSU	2	6	3.0	0	3
9/21/13*	Arkansas State	3	-3	-1.0	1	5
10/5/13*	UCF	4	28	7.0	1	15
10/12/13*	at Houston	2	5	2.5	0	3
10/19/13*	SMU	4	26	6.5	0	11
10/30/13*	Cincinnati	0	0	0.0	0	0
11/9/13	UT Martin	2	14	7.0	1	8
11/16/13*	at USF	1	-1	-1.0	0	0
11/23/13*	at Louisville	1	0	0.0	0	0
11/30/13*	Temple	3	0	0.0	2	3
12/7/13*	at UConn	2	13	6.5	0	8
8/30/14*	Austin Peay	8	27	3.4	1	9
9/6/14	at UCLA	6	19	3.2	1	9
9/20/14*	MTSU	6	52	8.7	0	19
9/27/14*	at Ole Miss	3	-16	-5.3	0	1
10/4/14*	at Cincinnati	38	170	4.5	1	14
10/11/14*	Houston	17	49	2.9	0	9
10/25/14	at SMU					Did Not Play
10/31/14	Tulsa					Did Not Play
11/7/14	at Temple					Did Not Play
11/15/14	at Tulane					Did Not Play
11/22/14	USF					Did Not Play
11/29/14	UConn	4	2	0.5	0	3
12/22/14*	BYU	7	28	4.0	0	9
9/5/15*	Missouri St	12	72	6.0	0	16
9/12/15*	at Kansas	7	15	2.1	1	4
9/19/15*	at BGSU	11	50	4.5	1	17

CRAFT'S GAME-BY-GAME RECEIVING						
Date	Opponent	No	Yds	Avg	TDs	LG
9/7/13	Duke	0	0	0.0	0	0
9/14/13	at MTSU	2	18	9.0	0	12
9/21/13*	Arkansas State	3	32	10.7	0	24
10/5/13	UCF	2	30	15.0	0	19
10/12/13*	at Houston	1	3	3.0	0	3
10/19/13*	SMU	4	30	7.5	0	15
10/30/13*	Cincinnati	0	0	0.0	0	0
11/9/13	UT Martin	3	83	27.7	0	30
11/16/13*	at USF	2	16	8.0	0	13
11/23/13*	at Louisville	3	12	4.0	0	11
11/30/13*	Temple	7	62	8.9	1	21
12/7/13*	at UConn	4	51	12.8	0	29
8/30/14*	Austin Peay	3	14	4.7	0	8
9/6/14	at UCLA	3	38	12.7	0	17
9/20/14*	MTSU	1	8	8.0	0	8
9/27/14*	at Ole Miss	4	-1	-0.3	0	3
10/4/14*	at Cincinnati	0	0	0.0	0	0
10/11/14*	Houston	4	24	6.0	0	13
10/25/14	at SMU					Did Not Play
10/31/14	Tulsa					Did Not Play
11/7/14	at Temple					Did Not Play
11/15/14	at Tulane					Did Not Play
11/22/14	USF					Did Not Play
11/29/14	UConn	0	0	0.0	0	0
12/22/14	vs BYU	0	0	0.0	0	0
9/5/15	Missouri St	0	0	0.0	0	0
9/12/15	at Kansas	1	13	13.0	0	13
9/19/15	at BGSU	3	63	21.0	1	60



#93

DEFENSIVE LINE

CORTEZ CROSBY

R-SOPHOMORE • 1L

6-1 • 270

COMMERCE, TEXAS

COMMERCE HS

MAJOR: HEALTH AND HUMAN PERFORMANCE


CROSBY'S CAREER DEFENSIVE STATISTICS										
YR	G/S	UT	AT	TOT	PD	FR	FF	TFL	SK	INT
2014	13/1	8	2	10	0	3-0	0	2.0-21	2.0-21	0-0
2015	1/0	1	0	1	0	0-0	0	0-0	0-0	0-0
Total	14/1	9	2	11	0	3-0	0	2-21	2-21	0-0

CROSBY'S CAREER HIGHS

Kick Return Yards | 9, BYU, Dec 22, 2014

CROSBY'S GAME-BY-GAME DEFENSE

Date	Opponent	UT	AT	TT	TFL	SK	FR	PB	INT
8/30/14	Austin Peay	1	2	3	1-14	1-14	1	0	0-0
9/6/14	UCLA	1	0	1	1-7	1-7	0	0	0-0
9/20/14	MTSU	0	0	0	0-0	0-0	0	0	0-0
9/27/14	Ole Miss	2	2	4	0-0	0-0	1	0	0-0
10/4/14	Cincinnati	0	0	0	0-0	0-0	1	0	0-0
10/11/14	Houston	2	0	2	0-0	0-0	0	0	0-0
10/25/14	at SMU	0	0	0	0-0	0-0	0	0	0-0
10/31/14	Tulsa	0	0	0	0-0	0-0	0	0	0-0
11/7/14	at Temple	0	0	0	0-0	0-0	0	0	0-0
11/15/14	at Tulane	0	0	0	0-0	0-0	0	0	0-0
11/22/14	USF	0	0	0	0-0	0-0	0	0	0-0
11/29/14	UConn	0	0	0	0-0	0-0	0	0	0-0
12/22/14	vs BYU	0	0	0	0-0	0-0	0	0	0-0
9/5/15	Missouri St	1	0	1	0-0	0-0	0	0	0-0



#40

TIGHT END

ALAN CROSS

R-SENIOR • 3L

6-1 • 235

MILLINGTON, TENN.

MILLINGTON HS

B.S., CHEMISTRY, MAY, 2015

CROSS' CAREER RUSHING STATISTICS

YR	G/S	NO	YDS	AVG/C	TDS	LG	AVG/G
2012	12/9	2	0	0.0	0	1	0.0
2013	11/10	0	0	0.0	0	0	0.0
2014	13/11	1	1	1.0	1	1	1.0
2015	3/3	0	0	0.0	0	0	0.0
Total	39/33	3	1	0.3	1	1	0.1

CROSS' CAREER RECEIVING STATISTICS

YR	G/S	NO	YDS	AVG/C	TDS	LG	REC/G	AVG/G
2012	12/9	23	301	13.1	5	38	1.9	25.1
2013	11/10	14	147	10.5	2	32	1.3	13.4
2014	13/11	28	373	13.3	4	50	2.2	28.7
2015	3/3	5	64	12.8	0	21	1.6	21.3
Total	39/33	70	885	12.6	11	50	1.8	22.7

CROSS' CAREER HIGHS


Points Scored	12 (2x), MTSU, Sep 20, 2014
Touchdowns	2 (2x), MTSU, Sep 20, 2014
Rush Attempts	2, UCF, Oct 20, 2012
Long Rush	1 (2x), SMU, Oct 25, 2014
Rushing TDs	1, SMU, Oct 25, 2014
Receptions	4 (2x), Houston, Oct 11, 2014
Receiving Yards	69, BYU, Dec 22, 2014 (3 rec)
Receiving TDs	2 (2x), MTSU, Sep 20, 2014
Long Reception	50, MTSU, Sep 20, 2014
Total Offense Attempts	2, UCF, Oct 20, 2012 (2 rush, 0 pass)
All-Purpose Yards	69, BYU, Dec 22, 2014
Tackles	1 (3x), at MTSU, Sep 14, 2013

CROSS' GAME-BY-GAME RECEIVING

Date	Opponent	No	Yds	Avg	TDs	LG
9/1/12*	UT Martin	1	36	36.0	0	36
9/8/12*	at Arkansas State	3	31	10.3	1	18
9/15/12*	at Middle Tennessee	2	20	10.0	0	14
9/22/12*	at Duke	0	0	0.0	0	0
10/6/12	Rice	3	35	11.7	1	21
10/13/12*	at East Carolina	1	3	3.0	0	3
10/20/12	at UCF	1	-1	-1.0	0	0
10/27/12*	SMU	2	35	17.5	0	24
11/3/12*	at Marshall	2	11	5.5	0	8
11/10/12	Tulane	2	46	23.0	0	27
11/17/12*	at UAB	3	36	12.0	1	25
11/24/12*	Southern Miss	3	49	16.3	2	38
9/7/13*	Duke	1	1	1.0	0	1
9/14/13*	at MTSU	2	7	3.5	1	6
9/21/13*	Arkansas State	3	19	6.3	1	12
10/5/13*	UCF	1	26	26.0	0	26
10/12/13	at Houston					Did Not Play
10/19/13*	SMU	0	0	0.0	0	0
10/30/13*	Cincinnati	3	31	10.3	0	16
11/9/13*	UT Martin	1	32	32.0	0	32
11/16/13*	at USF	0	0	0.0	0	0
11/23/13*	at Louisville	0	0	0.0	0	0
11/30/13*	Temple	1	25	25.0	0	25
12/7/13*	at UConn	2	6	3.0	0	6
8/30/14*	Austin Peay	4	48	12.0	1	31
9/6/14*	at UCLA	2	22	11.0	0	18
9/20/14*	MTSU	2	57	28.5	2	50
9/27/14*	at Ole Miss	0	0	0.0	0	0
10/4/14*	at Cincinnati	2	34	17.0	0	20
10/11/14*	Houston	4	38	9.5	0	20
10/25/14*	at SMU	2	28	14.0	0	14
10/31/14*	Tulsa	3	35	11.7	0	15
11/7/14	at Temple	2	4	2.0	0	3
11/15/14	at Tulane	1	11	11.0	0	11

CROSS' GAME-BY-GAME RECEIVING

Date	Opponent	No	Yds	Avg	TDs	LG
11/22/14*	USF	2	21	10.5	0	18
11/29/14*	UConn	1	6	6.0	0	6
12/22/14*	vs BYU	3	69	23.0	1	47
9/5/15*	Missouri St	0	0	0.0	0	0
9/12/15*	at Kansas	2	39	19.5	0	21
9/19/15*	at BGSU	3	25	8.3	0	19



#4

RUNNING BACK

ROBERT DAVIS

R-SOPHOMORE • 1L

5-9 • 165

TAMPA, FLA.

CARROLLWOOD DAY HS

MAJOR: HEALTH SERVICES ADMINISTRATION

DAVIS' CAREER RUSHING STATISTICS

YR	G/S	NO	YDS	AVG/C	TDs	LG	AVG/G
2014	3/0	10	81	8.1	1	39	27.0

DAVIS' CAREER RECEIVING STATISTICS

YR	G/S	NO	YDS	AVG/C	TDs	LG	REC/G	AVG/G
2014	3/0	1	8	8.0	0	8	0.3	2.7

DAVIS' CAREER HIGHS

Points Scored	6, Tulane, Nov 14, 2014
Rushing TDs	1, Tulane, Nov 14, 2014
Rush Attempts	6, SMU, Oct 25, 2014
Rush Yards	47, Tulane, Nov 15, 2014
Long Rush	39, Tulane, Nov 15, 2014
Receptions	1, SMU, Oct 25, 2014
Receiving Yards	8, SMU, Oct 25, 2014
Total Offense Attempts	6, SMU, Oct 25, 2014
Total Offense Yards	47, Tulane, Nov 15, 2014
All-Purpose Yards	47, Tulane, Nov 15, 2014

DAVIS' GAME-BY-GAME RUSHING

Date	Opponent	No	Yds	Avg	TDs	LG
8/30/14	Austin Peay					Did Not Play
9/6/14	at UCLA					Did Not Play
9/20/14	MTSU					Did Not Play
9/27/14	at Ole Miss					Did Not Play
10/4/14	at Cincinnati					Did Not Play
10/11/14	Houston					Did Not Play
10/25/14	at SMU	6	31	5.2	0	11
10/31/14	Tulsa					Did Not Play
11/7/14	at Temple					Did Not Play
11/15/14	at Tulane	3	47	15.7	1	39
11/22/14	USF					Did Not Play
11/29/14	UConn	1	3	3.0	0	3
12/22/14	vs BYU					Did Not Play

DAVIS' GAME-BY-GAME RECEIVING

Date	Opponent	No	Yds	Avg	TDs	LG
8/30/14	Austin Peay					Did Not Play
9/6/14	at UCLA					Did Not Play
9/20/14	MTSU					Did Not Play
9/27/14*	at Ole Miss					Did Not Play
10/4/14	at Cincinnati					Did Not Play
10/11/14	Houston					Did Not Play
10/25/14	at SMU	1	8	8.0	0	8
10/31/14	Tulsa					Did Not Play
11/7/14	at Temple					Did Not Play
11/15/14	at Tulane	0	0	0.0	0	0
11/22/14	USF					Did Not Play
11/29/14	UConn	0	0	0.0	0	0
12/22/14	vs BYU					Did Not Play



#34

LINEBACKER

JACKSON DILLON

JUNIOR • 2L

6-6 • 245

RINGLING, OKLA.

RINGLING HS

MAJOR: ORGANIZATIONAL LEADERSHIP

DILLON'S CAREER DEFENSIVE STATISTICS

YR	G/S	UT	AT	TOT	PD	FR	FF	TFL	SK	INT
2013	12/8	20	9	29	2	0-0	0	5.5-13	1-7	0-0
2014	13/12	33	10	43	1	0-0	2	9.0-50	3.5-27	0-0
2015	3/3	10	4	14	0	1-0	0	1.0-1	0-0	0-0
Total	28/23	63	23	86	3	1-0	2	15.5-64	4.5-34	0-0

DILLON'S CAREER HIGHS

Tackles	11, BYU, Dec 22, 2014
Tackles for Loss	3, BYU, Dec 22, 2014
Sacks	2, BYU, Dec 22, 2014
Pass Breakups	1 (3x), SMU, Oct 25, 2014
Blocked Kick	1 (2x), Tulsa (FG), Oct 31, 2014
Force Fumbles	1 (2x), BYU, Dec 22, 2014
Fumble Recoveries	1, Missouri State, Sep 5, 2015

DILLON'S GAME-BY-GAME DEFENSE

Date	Opponent	UT	AT	TT	TFL	SK	FF	PB	INT
9/7/13	Duke	0	0	0	0-0	0-0	0	0	0-0
9/14/13	at MTSU	0	0	0	0-0	0-0	0	0	0-0
9/21/13	Arkansas State	0	1	1	0-0	0-0	0	0	0-0
10/5/13	UCF	1	0	1	0-0	0-0	0	0	0-0
10/12/13*	at Houston	1	1	2	0-0	0-0	0	0	0-0
10/19/13*	SMU	3	1	4	1-1	0-0	0	0	0-0
10/30/13*	Cincinnati	4	4	8	0-0	0-0	0	1	0-0
11/9/13*	UT Martin	1	1	2	0-0	0-0	0	0	0-0
11/16/13*	at USF	4	0	4	2-4	0-0	0	0	0-0
11/23/13*	at Louisville	4	0	4	1-7	1-7	0	0	0-0
11/30/13*	Temple	2	1	3	1.5-1	0-0	0	0	0-0
12/7/13*	at UConn	0	0	0	0-0	0-0	0	1	0-0
8/30/14*	Austin Peay	1	0	1	0-0	0-0	0	0	0-0
9/6/14*	at UCLA	5	0	5	2-5	1-2	0	0	0-0
9/20/14*	MTSU	2	1	3	0-0	0-0	0	0	0-0
9/27/14	at Ole Miss	3	2	5	1-4	0-0	0	0	0-0
10/4/14*	at Cincinnati	1	0	1	0-0	0-0	0	0	0-0
10/11/14*	Houston	1	2	3	2-7	0.5-3	0	0	0-0
10/25/14*	at SMU	1	1	2	0-0	0-0	0	1	0-0
10/31/14*	Tulsa	0	1	1	0-0	0-0	0	0	0-0
11/7/14*	at Temple	2	0	2	0-0	0-0	0	0	0-0
11/15/14*	at Tulane	4	0	4	0-0	0-0	0	0	0-0
11/22/14*	USF	2	0	2	1-10	0-0	1	0	0-0
11/29/14*	UConn	3	0	3	0-0	0-0	0	0	0-0
12/22/14*	vs BYU	8	3	11	3-24	2-22	1	0	0-0
9/5/15*	Missouri St	2	0	2	0-0	0-0	0	0	0-0
9/12/15*	at Kansas	6	2	8	1-1	0-0	0	0	0-0
9/19/15*	at BGSU	2	2	4	0-0	0-0	0	0	0-0



#28

RUNNING BACK

DORLAND DORCEUS

R-SOPHOMORE • 1L

5-10 • 215

NEW ORLEANS, LA.


SPRING (TEXAS) HS

MAJOR: MANAGEMENT

DORCEUS' CAREER RUSHING STATISTICS

Dariusz - Career Rushing Statistics							
YR	G/S	NO	YDS	AVG/C	TDs	LG	AVG/G
2013	9/1	30	173	5.8	0	34	19.2
2014	4/0	46	237	5.2	4	40	59.3
2015	3/0	29	143	4.9	4	17	47.7
Total	16/1	105	553	5.3	8	40	34.5

DORCEUS' GAME-BY-GAME RUSHING							
Date	Opponent	No	Yds	Avg	TDs	LG	
10/4/14	at Cincinnati					Did Not Play	
10/11/14	Houston					Did Not Play	
10/25/14	at SMU					Did Not Play	
10/31/14	Tulsa					Did Not Play	
11/7/14	at Temple					Did Not Play	
11/15/14	at Tulane					Did Not Play	
11/22/14	USF					Did Not Play	
11/29/14	UConn					Did Not Play	
12/22/14	vs BYU					Did Not Play	
9/5/15	Missouri St	6	19	3.2	2	9	
9/12/15	at Kansas	7	49	7.0	1	14	
9/19/15	at BGSU	16	75	4.7	1	17	



#95

DEFENSIVE END

MIKE EDWARDS

JUNIOR • TR

6-2 • 295

SUN PRAIRIE, WIS.

SUN PRAIRIE HS

IOWA WESTERN COMMUNITY COLLEGE

MAJOR: CRIMINOLOGY AND CRIMINAL JUSTICE

EDWARDS' CAREER DEFENSIVE STATISTICS											
YR	G/S	UT	AT	TOT	PD	FR	FF	TFL	SK	INT	
2015	3/0	3	4	7	0	0-0	0	0.5-7	0.5-7	0-0	

EDWARDS' CAREER HIGHS		
Tackles		2, Missouri State, Sep 5, 2015
Tackles for Loss		0.5, at Kansas, Sep 12, 2015
Sacks		0.5, at Kansas, Sep 12, 2015

EDWARDS' GAME-BY-GAME DEFENSE											
Date	Opponent	UT	AT	TT	TFL	SK	FF	PB	INT		
9/5/15	Missouri St.	1	1	2	0-0	0-0	0	0	0	0-0	
9/12/15	at Kansas	2	2	4	0.5-7	0.5-7	0	0	0	0-0	
9/19/15	at BGSU	0	1	1	0-0	0-0	0	0	0	0-0	



#46

PLACE-KICKER

JAKE ELLIOTT

JUNIOR • 2L

5-10 • 165

WESTERN SPRINGS, ILL.

LYONS TOWNSHIP HS

MAJOR: MARKETING MANAGEMENT

ELLIOTT'S CAREER SCORING STATISTICS						
YR	G	PAT	FGM-FGA	PTS	AVG/G	
2013	12	24-24	16-18	72	6.0	
2014	13	57-57	21-32	120	9.2	
2015	3	21-21	5-5	36	12.0	
Total	28	102-102	42-55	228	8.1	

ELLIOTT'S CAREER FIELD GOAL STATISTICS									
YR	FGM-FGA	LG	PCT	1-19	20-29	30-39	40-49	50-59	
2013	16-18	56	.889	2-2	4-4	3-4	4-5	3-3	
2014	21-32	54	.656	0-0	9-9	6-7	3-8	3-7	
2015	5-5	52	1.000	0-0	2-2	2-2	0-0	1-1	
Total	42-55	56	.764	2-2	15-15	11-13	7-13	7-11	

ELLIOTT'S CAREER KICKOFF STATISTICS											
YR	G	NO	RET	YDS	AVG	TB	OB	FC	OSK		
2013	12	50	28	3,098	62.0	21	2	0	2		
2014	13	87	31	5,570	64.0	51	3	0	0		
2015	3	29	6	1,860	64.1	22	1	0	0		
Total	28	166	67	10528	63.4	94	6	0	2		

ELLIOTT'S CAREER HIGHS		
Points Scored		16, Tulsa, Oct 31, 2014
Kick PATs		9 (2x), Last: Missouri State, Sep 5, 2015
Points by Kicking		16, Tulsa, Oct 31, 2014
Field Goals Made		5, at Houston, Oct 12, 2013
Field Goal Attempts		5 (2x), Tulsa, Oct 31, 2014
Longest Field Goal		56, at USF, Nov 16, 2013
Tackles		3, at Houston, Oct 12, 2013

ELLIOTT'S GAME-BY-GAME KICKING											
Date	Opponent	FG	LG	PAT	PTS	KO	AVG	TB	OB		
9/7/13	Duke	0-0	0	2-2	2	3	65.0	1	0		
9/14/13	at MTSU	3-3	41	0-0	9	4	64.0	2	0		
9/21/13	Arkansas State	1-1	23	4-4	7	6	61.2	2	0		
10/5/13	UCF	1-1	48	2-2	5	4	65.0	3	0		
10/12/13	at Houston	5-5	50	0-0	15	6	64.0	1	0		
10/19/13	SMU	1-2	52	2-2	5	3	61.0	0	0		
10/30/13	Cincinnati	0-0	0	3-3	3	4	62.2	2	1		

ELLIOTT'S GAME-BY-GAME KICKING											
Date	Opponent	FG	LG	PAT	PTS	KO	AVG	TB	OB		
11/9/13	UT Martin	0-0	0	3-3	3	4	64.0	2	0		
11/16/13	at USF	3-3	56	2-2	11	6	56.0	1	0		
11/23/13	at Louisville	1-1	18	2-2	5	4	55.2	2	0		
11/30/13	Temple	0-1	0	3-3	3	4	65.0	4	0		
12/7/13	at UConn	1-1	43	1-1	4	2	65.0	1	1		
8/30/14	Austin Peay	0-0	0	9-9	9	10	64.5	6	0		
9/6/14	at UCLA	0-1	0	5-5	5	6	64.5	2	0		
9/20/14	MTSU	2-3	29	3-3	10	7	64.9	6	0		
9/27/14	at Ole Miss	1-1	40	0-0	3	2	65.0	1	0		
10/4/14	at Cincinnati	2-4	20	5-5	11	8	63.8	3	0		
10/11/14	Houston	1-2	31	3-3	6	5	64.0	2	0		
10/25/14	at SMU	2-2	37	5-5	11	7	62.7	5	2		
10/31/14	Tulsa	4-5	53	4-4	16	9	64.3	5	0		
11/7/14	at Temple	3-4	42	1-1	10	4	63.8	2	1		
11/15/14	at Tulane	1-2	22	5-5	8	7	62.3	5	0		
11/22/14	USF	1-3	35	4-4	7	6	65.0	5	0		
11/29/14	UConn	2-2	22	5-5	11	8	64.4	7	0		
12/22/14	vs BYU	2-3	54	7-7	13	8	63.8	2	0		
9/5/15	Missouri St	0-0	0	9-9	9	10	63.1	8	0		
9/12/15	at Kansas	2-2	32	7-7	13	10	64.9	8	0		
9/19/15	at BGSU	3-3	52	5-5	14	9	64.4	6	1		



#77

OFFENSIVE LINE

TAYLOR FALLIN

SENIOR • 3L

6-6 • 330

BOWIE, MD.

BOWIE HS


HARGRAVE MILITARY ACADEMY

MAJOR: INTERDISCIPLINARY STUDIES

FALLIN'S CAREER OFFENSIVE LINE STATISTICS		
YR	GAMES/STARTS	PLAYS/TOTAL TEAM PLAYS
2012	8/2	275/520
2013	12/10	695/799
2014	13/12	890/1,012
2015	1/1	127/160
Total	34/25	1,997/2,491

FALLIN'S CAREER HIGHS		
Offensive Plays		94, BYU, Dec 22, 2014

FALLIN'S GAME-BY-GAME OFFENSIVE LINE		
Date	Opponent	Position - Plays
9/1/12	UT Martin	Special Teams
9/8/12	at Arkansas State	Did Not Play
9/15/12	Middle Tennessee	Special Teams
9/22/12	at Duke	Sixth OL - 3/50
10/6/12	Rice	Left Tackle - 37/65
10/13/12*	at East Carolina	Left Tackle - 69/69
10/20/12*	at UCF	Left Tackle - 67/73
10/27/12	SMU	Did Not Play
11/3/12	at Marshall	Did Not Play
11/10/12	Tulane	Did Not Play
11/17/12	at UAB	Left Tackle - 47/59
11/24/12	Southern Miss	Left Tackle - 52/62
9/7/13*	Duke	Left Tackle - 57/57
9/14/13*	at Middle Tennessee	Left Tackle - 76/76
9/21/13*	Arkansas State	Left Tackle - 65/71
10/5/13*	UCF	Left Tackle - 74/74
10/12/13*	at Houston	Left Tackle - 81/81
10/19/13*	SMU	Left Tackle - 76/76
10/30/13*	Cincinnati	Left Tackle - 61/61
11/9/13*	UT Martin	Left Tackle - 61/61
11/16/13*	at USF	Left Tackle - 52/52
11/23/13*	at Louisville	Left Tackle - 59/59
11/30/13	Temple	Left Tackle - 29/62
12/7/13	at UConn	Left Tackle - 4/69
8/30/14*	Austin Peay	Left Tackle - 48/82
9/6/14*	at UCLA	Left Tackle - 81/81
9/20/14*	MTSU	Left Tackle - 86/86
9/27/14*	at Ole Miss	Left Tackle - 62/62
10/4/14*	at Cincinnati	Left Tackle - 83/94
10/11/14*	Houston	Left Tackle - 78/78
10/25/14*	at SMU	Left Tackle - 62/80
10/31/14*	Tulsa	Left Tackle - 68/72
11/7/14*	at Temple	Left Tackle - 58/68
11/15/14*	at Tulane	Left Tackle - 55/65
11/22/14*	USF	Left Tackle - 43/62
11/29/14*	UConn	Left Tackle - 72/85
12/22/14*	vs BYU	Left Tackle - 94/97
9/5/15*	Missouri St	Left Tackle - 57/81
9/12/15*	at Kansas	Left Tackle - 70/79
9/19/15	at Bowling Green	Did Not Play



#5

WIDE RECEIVER

MOSE FRAZIER

R-SENIOR • 2L

5-11 • 190

MEMPHIS, TENN.

WHITEHAVEN HS

B.S., MANAGEMENT, MAY, 2015

FRAZIER'S CAREER RECEIVING STATISTICS											
YR	G/S	NO	YDS	AVG/C	TDS	LG	REC/G	AVG/G			
2013	12/3	18	296	16.0	1	43	1.5	24.7			
2014	13/7	47	506	10.8	3	42	3.6	38.9			
2015	3/3	17	232	13.6	2	44	5.7	77.3			
Total	28/13	82	1034	12.6	6	44	2.9	36.9			

FRAZIER'S CAREER RUSHING STATISTICS							
YR	G/S	NO	YDS	AVG/C	TDS	LG	AVG/G
2013	12/3	1	16	16.0	0	16	1.3
2014	13/7	11	68	6.1	0	33	5.2
2015	3/3	6	63	10.5	1	60	21.0
Total	28/13	18	147	8.2	1	60	5.2

FRAZIER'S CAREER HIGHS		
Points Scored		12, Missouri St, Sep 5, 2015
Touchdowns		2, Missouri St, Sep 5, 2015
Rush Attempts		3 (3x), at Bowling Green, Sep 19, 2015
Rush Yards		64, at Kansas, Sep 12, 2015
Long Rush		60, at Kansas, Sep 12, 2015
Receptions		8, Temple, Nov 7, 2014
Receiving Yards		110, Temple, Nov 7, 2014
Receiving TDs		2, Missouri St, Sep 5, 2015
Long Reception		44, Missouri St, Sep 5, 2015
All-Purpose Yards		141, at Kansas, Sep 12, 2015


FRAZIER'S GAME-BY-GAME RECEIVING						
Date	Opponent	No	Yds	Avg	TDs	LG
9/7/13	Duke	1	32	32.0	0	32
9/14/13*	at MTSU	0	0	0.0	0	0
9/21/13	Arkansas State	2	35	17.5	0	28
10/5/13*	UCF	2	50	25.0	0	43
10/12/13*	at Houston	5	81	16.2	0	29
10/19/13	SMU	4	46	11.5	0	15
10/30/13	Cincinnati	0	0	0.0	0	0
11/9/13	UT Martin	2	31	15.5	0	19
11/16/13	at USF	0	0	0.0	0	0
11/23/13	at Louisville	1	8	8.0	0	8
11/30/13	Temple	1	13	13.0	0	13
12/7/13	at UConn	0	0	0.0	0	0



#50 **LINEBACKER**
LENARD HARDEN
 SOPHOMORE • 1L
 5-11 • 205
 MEMPHIS, TENN.
 RIDGEWAY HS
 MAJOR: ORGANIZATIONAL LEADERSHIP

HARDEN'S CAREER DEFENSIVE STATISTICS

YR	G/S	UT	AT	TOT	PD	FR	FF	TFL	SK	INT
2013	7/0	0	0	0	0	0-0	0	0-0	0-0	0-0
2014	2/0	0	0	0	0	0-0	0	0-0	0-0	0-0
2015	3/0	0	0	0	0	0-0	0	0-0	0-0	0-0
Total	11/0	0	0	0	0	0-0	0	0-0	0-0	0-0



#26 **RUNNING BACK**
JAMARIUS HENDERSON
 FRESHMAN • HS
 5-11 • 210
 MIDLAND CITY, ALA.
 DALE COUNTY HS
 MAJOR: PHYSICAL EDUCATION

HENDERSON'S CAREER RUSHING STATISTICS

YR	G/S	NO	YDS	AVG/C	TDS	LG	AVG/G
2015	2/0	26	159	5.9	2	14	79.5

HENDERSON'S CAREER RECEIVING STATISTICS


YR	G/S	NO	YDS	AVG/C	TDS	LG	REC/G	AVG/G
2015	2/0	0	0	0.0	0	0	0.0	0.0

HENDERSON'S CAREER HIGHS

Points Scored	6, Last at Kansas, Sep 12, 2015
Touchdowns	1, Last at Kansas, Sep 12, 2015
Rush Attempts	15, vs Missouri St, Sep 5, 2015
Rush Yards	77, at Kansas, Sep 12, 2015
Rushing Touchdowns	1, Last at Kansas, Sep 12, 2015
Long Rush	26, vs Missouri St, Sep 5, 2015
Total Offense Attempts	15, vs Missouri St, Sep 5, 2015
Total Offense Yards	77, Last at Kansas, Sep 12, 2015
All-Purpose Yards	77, Last at Kansas, Sep 12, 2015

HENDERSON'S GAME-BY-GAME RUSHING

Date	Opponent	No	Yds	Avg	TDS	LG
9/5/15	Missouri St	15	81	4.9	1	26
9/12/15	at Kansas	11	77	7.0	1	16
9/19/15	at BGSU					Did Not Play



#10 **QUARTERBACK**
CLAY HOLGORSEN
 R-FRESHMAN • SQ
 6-1 • 195
 KATY, TEXAS
 JAMES E. TAYLOR HS
 MAJOR: UNDECLARED

HOLGORSEN'S CAREER PASSING STATISTICS

YR	G/S	CMP	ATT	INT	YDS	TD	LG	PCT	AVG/P	AVG/G
2015	2/0	9	10	0	96	1	17	90.0	9.6	48.0

HOLGORSEN'S CAREER RUSHING STATISTICS


YR	G/S	NO	YDS	AVG/C	TDS	LG	AVG/G
2015	2/0	2	6	3.0	0	3	3.0

HOLGORSEN'S CAREER HIGHS

Pass Attempts	8, Missouri St, Sep 5, 2015
Pass Completions	7, Missouri St, Sep 5, 2015
Pass Yards	80, Missouri St, Sep 5, 2015
Pass TDs	1, Missouri St, Sep 5, 2015
Long Pass	17, Missouri St, Sep 5, 2015
Total Offense Attempts	8, (8 pass, 0 run), Missouri St, Sep 5, 2015
Total Offense Yards	80, (80 pass, 0 run), Missouri St, Sep 5, 2015

LYNCH'S GAME-BY-GAME PASSING

Date	Opponent	Att	Comp	Yds	INT	TD	LG
9/5/15	Missouri St	8	7	80	0	1	17
9/12/15	at Kansas	2	2	16	0	0	9



#91 **DEFENSIVE LINE**
RICKY HUNTER
 R-SENIOR • 3L
 6-3 • 290
 AUBURN, ALA.
 LOACHAPOKA HS
 MAJOR: INTERDISCIPLINARY STUDIES

HUNTER'S CAREER DEFENSIVE STATISTICS

YR	G/S	UT	AT	TOT	PD	FR	FF	TFL	SK	INT
2012	12/5	12	13	25	1	1-0	1	6.5-47	3-36	0-0
2013	12/8	23	13	36	0	1-0	0	12.5-44	4.5-25	0-0
2014	13/2	14	4	18	2	0-0	0	7.5-20	3.5-9	0-0
2015	3/1	2	2	4	0	0-0	0	0.5-2	0-0	0-0
Total	39/16	51	32	83	3	2-0	1	27-113	11-70	0-0

HUNTER'S CAREER HIGHS

Tackles	8, Temple, Nov 30, 2013
Sacks	1.5, Temple, Nov 30, 2013
Tackles for Loss	3.0, UT Martin, Nov 9, 2013
Fumbles Forced	1, East Carolina, Oct 13, 2012
Fumbles Recovered	1 (2x), Houston, Oct 12, 2013
Pass Breakups	1 (3x), Houston, Oct 11, 2014
All-Purpose Yards	6, SMU, Oct 19, 2013
Kick Returns	1 (2x), UT Martin, Nov 9, 2013
Kick Return Yards	6, SMU, Oct 19, 2013
Long Kick Return	6, SMU, Oct 19, 2013

HUNTER'S GAME-BY-GAME DEFENSE

Date	Opponent	UT	AT	TT	TFL	SK	FF	PB	INT
9/1/12	UT Martin	0	4	4	0-0	0-0	0	0	0-0
9/8/12*	at Arkansas St	0	1	1	0-0	0-0	0	0	0-0
9/15/12*	MTSU	1	0	1	0-0	0-0	0	0	0-0
9/22/12	at Duke	2	2	4	1-2	0-0	0	0	0-0
10/6/12	Rice	1	0	1	0-0	0-0	0	0	0-0
10/13/12*	at ECU	2	0	2	2-14	1-13	1	1	0-0
10/20/12*	at UCF	1	0	1	1-4	0-0	0	0	0-0
10/27/12*	SMU	1	2	3	0-0	0-0	0	0	0-0
11/3/12	at Marshall	1	0	1	1-11	1-11	0	0	0-0
11/10/12	Tulane	1	0	1	0-0	0-0	0	0	0-0
11/17/12	at UAB	2	0	2	1-12	1-12	0	0	0-0
11/24/12	Southern Miss	0	4	4	0.5-4	0-0	0	1	0-0
9/7/13	Duke	0	0	0	0-0	0-0	0	0	0-0
9/14/13	at MTSU	3	0	3	1-2	0-0	0	0	0-0
9/21/13	Arkansas State	1	1	2	0-0	0-0	0	0	0-0
10/5/13	UCF	0	0	0	0-0	0-0	0	0	0-0
10/12/13*	at Houston	0	4	4	0.5-2	0-0	0	0	0-0
10/19/13*	SMU	3	1	4	0.5-1	0-0	0	0	0-0
10/30/13*	Cincinnati	2	1	3	2-3	1-2	0	0	0-0
11/9/13*	UT Martin	4	0	4	3-11	1-9	0	0	0-0
11/16/13*	at USF	0	0	0	0-0	0-0	0	0	0-0
11/23/13*	at Louisville	4	0	4	2-4	1-2	0	0	0-0
11/30/13*	Temple	4	4	8	2.5-15	1.5-12	0	0	0-0
12/7/13	UConn	2	2	4	1-6	0-0	0	0	0-0
8/30/14	Austin Peay	0	0	0	0-0	0-0	0	0	0-0
9/6/14	at UCLA	1	0	1	1-3	0-0	0	0	0-0
9/20/14*	MTSU	1	1	2	0-0	0-0	0	0	0-0
9/27/14*	at Ole Miss	2	0	2	1-4	0-0	0	0	0-0
10/4/14	at Cincinnati	1	2	3	0-0	0-0	0	1	0-0
10/11/14	Houston	2	1	3	1.5-5	0.5-2	0	1	0-0
10/25/14	at SMU	2	0	2	1-2	1-2	0	0	0-0
10/31/14	Tulsa	2	0	2	1-9	1-9	0	0	0-0
11/7/14	at Temple	0	0	0	0-0	0-0	0	0	0-0
11/15/14	at Tulane	1	0	1	1-1	0-0	0	0	0-0
11/22/14	USF	1	0	1	1-4	1-4	0	0	0-0
11/29/14	UConn	0	0	0	0-0	0-0	0	0	0-0
12/2/14	vs BYU	1	0	1	0-0	0-0	0	0	0-0
9/5/15*	Missouri St	1	0	1	0-0	0-0	0	0	0-0
9/12/15	at Kansas	0	0	0	0-0	0-0	0	0	0-0



#83 **WIDE RECEIVER**
DANIEL HURD
 R-JUNIOR • 2L
 6-2 • 220
 MEMPHIS, TENN.
 WOODDALE HS
 MAJOR: SUPPLY CHAIN MANAGEMENT

HURD'S CAREER RECEIVING STATISTICS

YR	G/S	NO	YDS	AVG/C	TDS	LG	REC/G	AVG/G
2013	11/2	8	91	11.4	0	27	0.7	8.3
2014	5/0	1	28	28.0	0	28	0.2	5.6
2015	3/0	1	6	6.0	0	6	0.5	3.0
Total	14/2	10	125	12.5	0	28	0.8	9.6

HURD'S CAREER HIGHS

Receptions	2 (2x), last vs SMU, Oct 19, 2013
Receiving Yards	32, Arkansas State, Sep 21, 2013 (2 rec)
Long Reception	28, vs Austin Peay, Aug 30, 2014
All-Purpose Yards	32, Arkansas State, Sep 21, 2013



#47 **PUNTER**
NICK JACOBS
 SOPHOMORE • 1L
 6-1 • 195
 MELBOURNE, VICTORIA, AUSTRALIA
 BRIGHTON GRAMMAR SCHOOL
 MAJOR: INTERDISCIPLINARY STUDIES

HURD'S GAME-BY-GAME RECEIVING

Date	Opponent	No	Yds	Avg	TDs	LG
9/7/13	Duke					Did Not Play
9/14/13	at MTSU	0	0	0.0	0	0
9/21/13	Arkansas State	2	32	16.0	0	27
10/5/13	UCF	1	9	9.0	0	9
10/12/13*	at Houston	0	0	0.0	0	0
10/19/13	SMU	2	14	7.0	0	8
10/30/13	Cincinnati	1	12	12.0	0	12
11/9/13	UT Martin	1	8	8.0	0	8
11/16/13	at USF	0	0	0.0	0	0
11/23/13*	at Louisville	0	0	0.0	0	0
11/30/13	Temple	0	0	0.0	0	0
12/7/13	at UConn	1	16	16.0	0	16
8/30/14	Austin Peay	1	28	28.0	0	28
9/6/14	at UCLA					Did Not Play
9/20/14	MTSU					Did Not Play
9/27/14	at Ole Miss	0	0	0.0	0	0
10/4/14	at Cincinnati					Did Not Play
10/11/14	Houston					Did Not Play
10/25/14	at SMU	0	0	0.0	0	0
10/31/14	Tulsa					Did Not Play
11/7/14	at Temple					Did Not Play
11/15/14	at Tulane	0	0	0.0	0	0
11/22/14	USF					Did Not Play
11/29/14	UConn	0	0	0.0	0	0
12/2/14	at BYU					Did Not Play
9/5/15	Missouri St	1	6	6.0	0	6
9/12/15	at Kansas	0	0	0.0	0	0
9/19/15	at BGSU	0	0	0.0	0	0

JACOBS' CAREER PUNTING STATISTICS

YR	G	NO	YDS	AVG	LG	BL	TB	FC	50+	I20
2014	10	16	531	33.2	42	0	0	8	0	16
2015	2	1	47	47.0	47	0	1	0	0	0
Total	12	17	578	34.0	47	0	1	8	0	16

JACOBS' CAREER HIGHS

Punt Attempts	4, MTSU, Sep 20, 2014
Punt Yards	142, MTSU, Sep 20, 2014
Longest Punt	47, at Kansas, Sep 12, 2015

JACOBS' GAME-BY-GAME PUNTING

Date	Opponent	No	Yds	Avg	LG	TB	FC	50+	I20
8/30/14	Austin Peay								
9/6/14	at UCLA								
9/20/14	MTSU	4	142	35.5	42	0	2	0	4
9/27/14	at Ole Miss	1	29	29.0	29	0	0	0	1
10/4/14	at Cincinnati	2	51	25.5	28	2	2	0	2
10/11/14	Houston	1	42	42.0	42	0	0	0	1
10/25/14	at SMU								
10/31/14	Tulsa	1	32	32.0	32	0	1	0	1
11/7/14	at Temple	1	34	34.0	34	0	0	0	1
11/15/14	at Tulane	1	26	26.0	26	0	1	0	1
11/22/14	USF	3	109	36.3	42	0	1	0	3
11/29/14	UConn	1	30	30.0	30	0	1	0	1
12/2/14	vs BYU	1	36	36.0	36	0	0	0	1
9/5/15	Missouri St								
9/12/15	at Kansas	1	47	47.0	47	1	0	0	0
9/19/15	at BGSU	0	0	0.0	0	0	0	0	0



#15

DEFENSIVE END

CHRISTIAN JOHNSON

R-SOPHOMORE • 1L
6-5 • 255
MEMPHIS, TENN.
SOUTHWIND HS

MAJOR: INTERDISCIPLINARY STUDIES

JOHNSON'S CAREER DEFENSIVE STATISTICS												
YR	G/S	UT	AT	TOT	PD	FR	FF	TFL	SK	INT		
2014	7/0	0	0	0	0	0-0	0	0-0	0-0	0-0		
9/12/15	3/0	2	2	4	0	0-0	0	1-6	1-6	0-0		
Total	10/0	2	2	4	0	0-0	0	1-6	1-6	0-0		

JOHNSON'S CAREER HIGHS	
Tackles	2, at Bowling Green, Sep 19, 2015

JOHNSON'S GAME-BY-GAME DEFENSE												
Date	Opponent	UT	AT	TT	TFL	SK	FF	PB	INT			
9/5/15	Missouri St.	1	0	1	0-0	0-0	0	0	0	0-0		
9/12/15	at Kansas	0	1	1	0-0	0-0	0	0	0	0-0		
9/19/15*	at BGSU	1	1	2	1-6	1-6	0	0	0	0-0		



#87

WIDE RECEIVER

TEVIN JONES

R-SENIOR • 3L
6-2 • 225
LEAGUE CITY, TEXAS
CLEAR CREEK HS

MAJOR: INTERDISCIPLINARY STUDIES

JONES' CAREER RECEIVING STATISTICS												
YR	G/S	NO	YDS	AVG/C	TDS	LG	REC/G	AVG/G				
2011	1/0	0	0	0.0	0	0	0.0	0.0				
2012	12/1	10	165	16.5	1	52	0.8	13.8				
2013	12/7	25	292	11.7	1	45	2.1	24.3				
2014	13/10	33	442	13.4	3	33	2.5	34.0				
2015	3/3	5	119	23.8	2	48	1.7	39.7				
Total	41/21	73	1018	13.9	7	52	1.7	24.8				


JONES' CAREER RUSHING STATISTICS												
YR	G/S	NO	YDS	AVG/C	TDS	LG	AVG/G					
2011	1/0	0	0	0.0	0	0	0.0					
2012	12/1	10	32	3.2	1	9	2.7					
2013	12/7	2	12	6.0	0	8	1.0					
2014	13/10	1	0	0.0	0	0	0.0					
2015	3/3	1	0	0.0	0	0	0.0					
Total	41/21	14	44	3.1	1	9	1.1					

JONES' CAREER HIGHS	
Points Scored	6 (7x), UConn, Nov 29, 2014
Touchdowns	1 (7x) UConn, Nov 29, 2014
Rush Attempts	3 (2x), last Southern Miss, Nov 24, 2012
Rush Yards	19, Southern Miss, Nov 24, 2012 (3 rush)
Rush TDs	1, at Duke, Sep 22, 2012
Long Rush	9, Southern Miss, Nov 24, 2012
Receptions	6, Houston, Oct 11, 2014
Receiving Yards	88, Southern Miss, Nov 24, 2012 (4 rec)
Receiving TDs	1 (5x), UConn, Nov 29, 2014
Long Reception	52, Tulane, Nov 10, 2012
Total Offense Attempts	3 (2x), last So. Miss, Nov 24, 2012 (3 rush, 0 pass)
Total Offense Yards	88, Southern Miss, Nov 24, 2012
All-Purpose Yards	107, Southern Miss, Nov 24, 2012
Blocked Kicks	1 (2x), Temple, Nov 7, 2014

JONES' GAME-BY-GAME RECEIVING												
Date	Opponent	No	Yds	Avg	TDs	LG						
9/1/12	UT Martin	0	0	0.0	0	0						
9/8/12	at Arkansas State	0	0	0.0	0	0						
9/15/12	at Middle Tennessee	0	0	0.0	0	0						
9/22/12	at Duke	1	4	4.0	0	4						
10/6/12	Rice	2	5	2.5	0	4						
10/13/12*	at East Carolina	0	0	0.0	0	0						
10/20/12	at UCF	0	0	0.0	0	0						
10/27/12	SMU	1	5	5.0	0	5						
11/3/12	at Marshall	1	11	11.0	0	11						
11/10/12	Tulane	1	52	52.0	1	52						
11/17/12	at UAB	0	0	0.0	0	0						
11/24/12	Southern Miss	4	88	22.0	0	38						
9/7/13*	Duke	2	49	24.5	0	45						
9/14/13*	at MTSU	5	55	11.0	0	17						
9/21/13*	Arkansas State	1	3	3.0	0	3						
10/5/13*	UCF	4	63	15.8	0	24						
10/12/13	at Houston	4	49	12.3	0	23						
10/19/13*	SMU	1	9	9.0	0	9						
10/30/13*	Cincinnati	3	27	9.0	1	11						
11/9/13*	UT Martin	1	8	8.0	0	8						
11/16/13	at USF	1	9	9.0	0	9						

JONES' GAME-BY-GAME RECEIVING												
Date	Opponent	No	Yds	Avg	TDs	LG						
11/23/13	at Louisville	0	0	0.0	0	0						
11/30/13	Temple	1	7	7.0	0	7						
12/7/13	at UConn	2	13	6.5	0	8						
8/30/14*	Austin Peay	4	31	7.8	0	14						
9/6/14*	at UCLA	3	74	24.7	0	33						
9/20/14	MTSU	1	1	1.0	0	1						
9/27/14	at Ole Miss	1	4	4.0	0	4						
10/4/14*	at Cincinnati	5	70	14.0	1	23						
10/11/14*	Houston	6	72	12.0	1	18						
10/25/14*	at SMU	5	70	14.0	0	22						
10/31/14*	Tulsa	2	34	17.0	0	22						
11/7/14*	at Temple	2	18	9.0	0	12						
11/15/14*	Tulane	2	52	26.0	0	30						
11/22/14*	at USF	1	4	4.0	0	4						
11/29/14*	UConn	1	12	12.0	1	12						
12/22/14	vs BYU	0	0	0.0	0	0						
9/15/15*	Missouri St	0	0	0.0	0	0						
9/12/15*	at Kansas	2	21	10.5	0	15						
9/19/15*	at BGSU	3	98	32.7	1	48						

JONES' GAME-BY-GAME RUSHING												
Date	Opponent	No	Yds	Avg	TDs	LG						
9/22/12	Duke	1	2	2.0	1	2						
10/6/12	Rice	3	11	3.7	0	6						
10/13/12*	at East Carolina	2	1	0.5	0	2						
11/10/12	Tulane	1	-1	-1.0	0	0						
11/24/12	Southern Miss	3	19	6.3	0	9						
9/14/13	at MTSU	1	4	4.0	0	4						
10/30/13	Cincinnati	1	8	8.0	0	8						
10/25/14*	SMU	1	0	0.0	0	0						



#43

DEFENSIVE BACK

DEANDRE JORDAN

SOPHOMORE • TR
6-0 • 200
SYLMAR, CALIF.


SYLMAR HS
PIERCE COLLEGE

MAJOR: UNDECLARED

JORDAN'S CAREER DEFENSIVE STATISTICS												
YR	G/S	UT	AT	TOT	PD	FR	FF	TFL	SK	INT		
2015	2/0	1	0	1	0	0-0	0	0-0	0-0	0-0		

JORDAN'S CAREER HIGHS	
Tackles	1, vs Missouri St, Sep 5, 2015

JORDAN'S GAME-BY-GAME DEFENSE												
Date	Opponent	UT	AT	TT	TFL	SK	FF	PB	INT			
9/5/15	Missouri St.	1	0	1	0-0	0-0	0	0	0-0			
9/12/15	at Kansas	0	0	0	0-0	0-0	0	0	0-0			



#57

OFFENSIVE LINE

ALEXANDER KARR

R-SOPHOMORE • 1L
6-5 • 285
BARTLETT, TENN.

CHRISTIAN BROTHERS HS

MAJOR: MARKETING MANAGEMENT

KARR'S CAREER OFFENSIVE LINE STATISTICS												
YR	GAMES/STARTS	PLAYS/TOTAL TEAM PLAYS										
2014	3/0	30/915										

KARR'S CAREER HIGHS	
Offensive Plays	18, vs Austin Peay, Aug 30, 2014

KARR'S GAME-BY-GAME OFFENSIVE LINE												
Date	Opponent	Position - Plays										
8/30/14	Austin Peay	Right Tackle - 18/82										
9/6/14	at UCLA	Did Not Play										
9/20/14	MTSU	Did Not Play										
9/27/14	at Ole Miss	Did Not Play										
10/4/14	Cincinnati	Did Not Play										
10/11/14	Houston	Did Not Play										
10/25/14	at SMU	Right Tackle - 9/80										
10/31/14	Tulsa	Did Not Play										
11/7/14	at Temple	Did Not Play										
11/15/14	at Tulane	Did Not Play										
11/22/14	USF	Did Not Play										
11/29/14	UConn	Right Tackle - 3/85										
12/22/14	vs BYU	Did Not Play										



#71

OFFENSIVE LINE

GABE KUHN

R-SOPHOMORE • 1L
6-4 • 295
WILDWOOD, MO.
LAFAVETTE HS

MAJOR: JOURNALISM / NEWS

KUHN'S CAREER OFFENSIVE LINE STATISTICS												
YR	GAMES/STARTS	PLAYS/TOTAL TEAM PLAYS										
2014	13/13	797/1,012										
2015	2/2	138/169										
Total	14/14	935/1,181										

KUHN'S CAREER HIGHS	
Offensive Plays	97, BYU, Dec 22, 2014

KUHN'S GAME-BY-GAME OFFENSIVE LINE		
------------------------------------	--	--

LANIER'S GAME-BY-GAME DEFENSE

Date	Opponent	UT	AT	TT	TFL	SK	FF	PB	INT
9/6/14	at UCLA	0	0	0	0-0	0-0	0	0	0-0
9/20/14	MTSU	0	0	0	0-0	0-0	0	0	0-0
9/27/14	at Ole Miss	0	0	0	0-0	0-0	0	0	0-0
10/4/14	at Cincinnati	0	0	0	0-0	0-0	0	0	0-0
10/11/14	Houston	0	0	0	0-0	0-0	0	0	0-0
10/25/14	at SMU	0	0	0	0-0	0-0	0	0	0-0
10/31/14	Tulsa	0	0	0	0-0	0-0	0	0	0-0
11/7/14	at Temple	0	0	0	0-0	0-0	0	0	0-0
11/15/14	at Tulane	0	0	0	0-0	0-0	0	0	0-0
11/22/14	USF	0	0	0	0-0	0-0	0	0	0-0
11/29/14	UConn	0	0	0	0-0	0-0	0	0	0-0
12/2/14	vs BYU	0	0	0	0-0	0-0	0	0	0-0
9/5/15	Missouri St	1	0	1	0-0	0-0	0	0	0-0
9/12/15*	at Kansas	5	0	5	0-0	0-0	0	0	0-0
9/19/15	at BGSU	4	0	4	0-0	0-0	0	3	0-0



#34

RUNNING BACK

DARIUS LEE

R-SENIOR • SQ

5-9 • 175

TAMPA, FLA.

BRANDON SENIOR HS

CENTRAL CONNECTICUT STATE

MAJOR: COMMUNICATIONS STUDIES

LEE'S CAREER RUSHING STATISTICS

YR	G/S	NO	YDS	AVG/C	TDS	LG	AVG/G
2015	1/0	1	4	4.0	0	0	4.0

LEE'S CAREER HIGHS

Rush Attempts	1, vs Missouri St, Sep 5, 2015
Rush Yards	4, vs Missouri St, Sep 5, 2015
Long Rush	4, vs Missouri St, Sep 5, 2015

LEE'S GAME-BY-GAME RUSHING

Date	Opponent	No	Yds	Avg	TDS	LG
9/5/15	Missouri St	1	4	4.0	0	4



#12

QUARTERBACK

PAXTON LYNCH

R-JUNIOR • 2L

6-7 • 245

DELTONA, FLA.

TRINITY CHRISTIAN ACADEMY

MAJOR: SPORTS MANAGEMENT

LYNCH'S CAREER PASSING STATISTICS

YR	G/S	CMP	ATT	INT	YDS	TD	LG	PCT	AVG/P	AVG/G
2013	12/12	203	349	10	2,056	9	47	58.2	5.9	171.3
2014	13/13	259	413	9	3,031	22	54	62.7	7.3	233.1
2015	3/3	59	77	0	818	6	60	76.6	10.6	272.7
Total	28/28	521	839	19	5,905	37	60	62.1	7.0	210.9

LYNCH'S CAREER RUSHING STATISTICS

YR	G/S	NO	YDS	AVG/C	TDS	LG	AVG/G
2013	12/12	88	127	1.4	2	24	10.6
2014	13/13	113	321	2.8	13	29	24.6
2015	3/3	16	58	3.6	0	20	19.3
Total	28/28	217	506	2.3	15	29	18.1

LYNCH'S CAREER HIGHS

Rush Attempts	15, Houston, Oct 11, 2014
Rush Yards	51, USF, Nov 16, 2013
Rushing TDs	3, BYU, Dec 22, 2014
Long Rush	29, Tulane, Nov 15, 2014
Pass Attempts	46, BYU, Dec 22, 2014
Pass Completions	29, at Bowling Green, Sep 19, 2015
Pass Yards	386, at Bowling Green, Sep 19, 2015
Pass TDs	4 (2x), BYU, Dec 22, 2014
Had Intercepted	3 (2x), BYU, Dec 22, 2014
Long Pass	60, at Bowling Green, Sep 19, 2015
Total Offense Attempts	59, BYU, Dec 22, 2014 (13 rush, 46 pass)
Total Offense Yards	403, at BGSU, Sep 19, 2015 (17 rush, 386 pass)
All-Purpose Yards	51, at USF, Nov 16, 2013

LYNCH'S GAME-BY-GAME PASSING

Date	Opponent	Att	Comp	Yds	INT	TD	LG
9/7/13*	Duke	24	14	148	0	0	45
9/14/13*	at MTSU	27	19	170	2	1	26
9/21/13*	Arkansas State	26	17	176	0	1	28
10/5/13*	UCF	38	20	279	2	0	43
10/12/13*	at Houston	41	21	222	0	0	29
10/19/13*	SMU	36	26	198	1	1	16
10/30/13*	Cincinnati	33	17	140	1	2	16
11/9/13*	UT Martin	22	15	189	1	1	32
11/16/13*	at USF	13	6	59	1	0	15

LYNCH'S GAME-BY-GAME PASSING

Date	Opponent	Att	Comp	Yds	INT	TD	LG
11/23/13*	at Louisville	23	11	144	1	1	47
11/30/13*	Temple	29	19	162	0	1	25
12/7/13*	UConn	18	37	169	1	1	34
8/30/14*	Austin Peay	27	20	242	1	2	39
9/6/14*	at UCLA	41	27	305	0	1	33
9/20/14*	MTSU	35	21	219	1	2	50
9/27/14*	at Ole Miss	31	13	81	1	0	42
10/4/14*	at Cincinnati	25	18	311	0	2	43
10/11/14*	Houston	37	23	243	3	2	20
10/25/14*	at SMU	23	17	307	0	1	54
10/31/14*	Tulsa	31	18	183	0	0	30
11/7/14*	at Temple	28	21	230	0	1	42
11/15/14*	at Tulane	25	14	178	0	1	38
11/22/14*	USF	23	18	232	0	2	42
11/29/14*	UConn	41	22	194	0	4	21
12/2/14*	vs BYU	24	46	306	3	4	47
9/5/15*	Missouri St	8	12	78	0	1	32
9/12/15*	at Kansas	22	25	354	0	2	42
9/19/15*	at BGSU	29	40	386	0	3	60

LYNCH'S GAME-BY-GAME RUSHING

Date	Opponent	No	Yds	Avg	TDs	LG
9/7/13*	Duke	8	29	3.6	0	11
9/14/13*	MTSU	13	1	0.1	0	9
9/21/13*	Arkansas State	4	14	3.5	0	9
10/5/13*	UCF	9	-18	-2.0	0	6
10/12/13*	Houston	7	-7	-1.0	0	3
10/19/13*	SMU	12	-5	-0.4	0	12
10/30/13*	Cincinnati	4	2	0.5	0	6
11/9/13*	UT Martin	7	3	0.4	1	24
11/16/13*	USF	6	51	8.5	0	19
11/23/13*	Louisville	8	26	3.3	1	15
11/30/13*	Temple	3	24	8.0	0	20
12/7/13*	UConn	7	7	1.0	0	7
8/30/14*	Austin Peay	5	34	6.8	2	15
9/6/14*	UCLA	10	27	2.7	1	8
9/20/14*	MTSU	5	16	3.2	0	8
9/27/14*	Ole Miss	9	-24	-2.7	0	6
10/4/14*	Cincinnati	12	45	3.8	2	10
10/11/14*	Houston	15	35	2.3	1	24
10/25/14*	SMU	6	-6	-1.0	0	11
10/31/14*	Tulsa	6	47	7.8	1	14
11/7/14*	Temple	7	-1	-0.1	0	4
11/15/14*	Tulane	8	26	3.2	1	29
11/22/14*	USF	8	44	5.5	2	24
11/29/14*	UConn	9	40	4.4	0	19
12/2/14*	BYU	13	38	2.9	3	11
9/5/15*	Missouri St	3	27	9.0	0	20
9/12/15*	at Kansas	6	14	2.3	0	14
9/19/15*	at BGSU	7	17	2.4	0	15



#74

OFFENSIVE LINEMAN

RYAN MACK

SENIOR • TR

6-5 • 310

MEMPHIS, TENN.

WOODDALE HS

LOUISVILLE

B.S., JUSTICE ADMINISTRATION, DEC., 2014

MACK'S CAREER OFFENSIVE LINE STATISTICS

YR	GAMES/STARTS	PLAYS/TOTAL TEAM PLAYS
2015	3/2	137/250

MACK'S CAREER HIGHS

Offensive Plays	57, vs Missouri State, Sep 5, 2015
-----------------	------------------------------------

MACK'S GAME-BY-GAME OFFENSIVE LINE

Date	Opponent	Position - Plays
9/5/15*	Missouri St	Right Tackle - 57/81
9/12/15*	at Kansas	Right Tackle - 29/79
9/19/15	at Bowling Green	Right Tackle - 51/90



#8

DEFENSIVE BACK

ARTHUR MAULET

JUNIOR • TR

5-11 • 190

HARVEY, LA.

BONNABEL HS

COPIAH-LINCOLN COMMUNITY COLLEGE

MAJOR: UNDECLARED

MAULET'S CAREER DEFENSIVE STATISTICS

YR	G/S	UT	AT	TOT	PD	FR	FF	TFL	SK	INT
2015	3/3	10	0	10	4	0-0	0	0-0	0-0	0-0

MAULET'S CAREER HIGHS

Tackles	4, at Bowling Green, Sep 19, 2015
Pass Deflections	2, at Bowling Green, Sep 19, 2015

MAULET'S GAME-BY-GAME DEFENSE

Date	Opponent	UT	AT	TT	TFL	SK	FF	PB	INT
9/5/15*	Missouri St.	3	0	3	0-0	0-0	0	1	0-0
9/12/15*	at Kansas	3	0	3	0-0	0-0	0	1	0-0
9/19/15*	at BGSU	4	0	4	0-0	0-0	0	2	0-0



#89

WIDE RECEIVER

PHIL MAYHUE

SOPHOMORE • 1L

6-3 • 210

ATCO, N.J.

WINSLOW TOWNSHIP HS

ATLANTA SPORTS ACADEMY

MAJOR: ACCOUNTING

MAYHUE'S CAREER RECEIVING STATISTICS

YR	G/S	NO	YDS	AVG/C	TDS	LG	REC/G	AVG/G
2014	13/1	15	242	16.1	2	54	1.2	18.6
2015	3/3	9	124	13.8	0	32	3.0	41.3
Total	16/4	24	366	15.2	2	54	1.5	22.9

MAYHUE'S CAREER HIGHS

Receptions	5, at Kansas, Sep 5, 2015
Receiving Yards	96, SMU, Oct 25, 2014
Long Reception	54, SMU, Oct 25, 2014
All-Purpose Yards	96, SMU, Oct 25, 2014
Points	6 (2x), UConn, Nov 29, 2014
Touchdowns	1 (2x), UConn, Nov 29, 2014
Receiving Touchdowns	1 (2x), UConn, Nov 29, 2014
Pass Attempts	1, Missouri State, Sep 5, 2015
Pass Completions	1, Missouri State, Sep 5, 2015
Passing Yards	44, Missouri State, Sep 5, 2015
Passing Touchdowns	1, Missouri State, Sep 5, 2015

MAYHUE'S GAME-BY-GAME RECEIVING

Date	Opponent	No	Yds	Avg	TDs	LG
8/30/14	Austin Peay	0	0	0.0	0	0
9/6/14	at UCLA	0	0	0.0	0	0
9/20/14*	MTSU	3	25	8.3	0	12
9/27/14	at Ole Miss	0	0	0.0	0	0
10/4/14	at Cincinnati	2	38	19.0	0	25
10/11/14	Houston	0	0	0.0	0	0
10/25/14	at SMU	2	96	48.0	1	54
10/31/14	Tulsa	0	0	0.0	0	0
11/7/14	at Temple	2	11	5.5	0	9
11/15/14	at Tulane	0	0	0.0	0	0
11/22/14	USF	1	16	16.0	0	16
11/29/14	UConn	3	33	11.0	1	21
12/2/14	vs BYU	2	23	11.5	0	11
9/5/15*	Missouri St	1	16	16.0	0	16
9/12/15*	at Kansas	5	68	13.6	0	32
9/19/15*	at Bowling Green	3	40	13.3	0	15

MAYHUE'S GAME-BY-GAME PASSING

McKILLION'S CAREER HIGHS

Rushing Yards 4, Tulane, Nov 15, 2014

McKILLION'S GAME-BY-GAME RECEIVING

Date	Opponent	No	Yds	Avg	TDs	LG
8/30/14	Austin Peay	0	0	0.0	0	0
9/6/14	at UCLA	Did Not Play				
9/20/14	MTSU	0	0	0.0	0	0
9/27/14	at Ole Miss	0	0	0.0	0	0
10/4/14	at Cincinnati	Did Not Play				
10/11/14	Houston	Did Not Play				
10/25/14	at SMU	1	8	8.0	0	8
10/31/14	Tulsa	0	0	0.0	0	0
11/7/14	at Temple	Did Not Play				
11/15/14	at Tulane	0	0	0.0	0	0
11/22/14	USF	Did Not Play				
11/29/14	UConn	0	0	0.0	0	0
12/22/14	at BYU	Did Not Play				
9/5/15	Missouri St	2	22	11.0	0	17
9/12/15	at Kansas	1	7	7.0	0	7

McKILLION'S GAME-BY-GAME RUSHING

Date	Opponent	No	Yds	Avg	TDs	LG
11/15/14	Tulane	1	4	4.0	0	4



#16

LINEBACKER

WYNTON McMANIS

SENIOR • 3L

6-1 • 225

OLIVE BRANCH, MISS.

OLIVE BRANCH HS

MAJOR: INTERDISCIPLINARY STUDIES

McMANIS' CAREER DEFENSIVE STATISTICS

YR	G/S	UT	AT	TOT	PD	FR	FF	TFL	SK	INT
2012	12/8	11	16	27	0	1-0	1	2.5-3	0-0	1-4
2013	12/0	1	0	1	0	0-0	0	0-0	0-0	0-0
2014	10/6	12	8	20	2	1-0	1	1.5-5	0-0	0-0
2015	3/3	9	2	11	0	1-0	0	1.5-9	1-0-8	0-0
Total	36/16	33	26	59	2	3-0	2	5.5-17	1-0-8	1-4

McMANIS' CAREER HIGHS


Points Scored	6 (2x), Duke, Sep 22, 2012
Touchdowns	1 (2x), Duke, Sep 22, 2012
All-Purpose Yards	4, Duke, Sep 22, 2012
Interceptions	1, Duke, Sep 22, 2012
Long Interception Ret	4, Duke, Sep 22, 2012
Tackles	8, MTSU, Sep 20, 2014
Tackles for Loss	1.5, at Bowling Green, Sep 19, 2015
Quarterback Sacks	1.0, at Bowling Green, Sep 19, 2015
Fumbles Forced	1 (2x), Cincinnati, Oct 4, 2014
Fumbles Recovered	1 (3x), Missouri St, Sep 5, 2015
Pass Breakups	1 (2x), SMU, Oct 25, 2014

McMANIS' GAME-BY-GAME DEFENSE

Date	Opponent	UT	AT	TT	TFL	SK	FF	PB	INT
9/1/12	UT Martin	0	1	1	0.5-1	0-0	0	0	0-0
9/8/12	at Arkansas St	1	6	7	0-0	0-0	0	0	0-0
9/15/12	MTSU	1	1	2	0-0	0-0	0	0	0-0
9/22/12*	at Duke	0	2	2	0-0	0-0	0	0	1-4
10/6/12*	Rice	2	2	4	1.0-1	0-0	0	0	0-0
10/13/12*	at ECU	1	1	2	0-0	0-0	0	0	0-0
10/20/12*	UCF	1	2	3	0-0	0-0	0	0	0-0
10/27/12*	SMU	3	1	4	0-0	0-0	1	0	0-0
11/3/12*	at Marshall	1	0	1	1.0-1	0-0	0	0	0-0
11/10/12	Tulane	0	0	0	0-0	0-0	0	0	0-0
11/17/12*	at UAB	1	0	1	0-0	0-0	0	0	0-0
11/24/12*	Southern Miss	0	0	0	0-0	0-0	0	0	0-0
9/7/13	Duke	1	0	1	0-0	0-0	0	0	0-0
9/14/13	at MTSU	0	0	0	0-0	0-0	0	0	0-0
9/21/13	Arkansas State	0	0	0	0-0	0-0	0	0	0-0
10/5/13	UCF	0	0	0	0-0	0-0	0	0	0-0
10/12/13	at Houston	0	0	0	0-0	0-0	0	0	0-0
10/19/13	SMU	0	0	0	0-0	0-0	0	0	0-0
10/30/13	Cincinnati	0	0	0	0-0	0-0	0	0	0-0
11/9/13	UT Martin	0	0	0	0-0	0-0	0	0	0-0
11/16/13	at USF	0	0	0	0-0	0-0	0	0	0-0
11/23/13	at Louisville	0	0	0	0-0	0-0	0	0	0-0
11/30/13	Temple	0	0	0	0-0	0-0	0	0	0-0
12/7/13	at UConn	0	0	0	0-0	0-0	0	0	0-0
8/30/14*	Austin Peay	1	1	2	0.5-1	0-0	0	0	0-0
9/6/14*	at UCLA	2	0	2	0-0	0-0	0	0	0-0
9/20/14*	MTSU	3	5	8	0-0	0-0	0	0	0-0
9/27/14*	at Ole Miss	3	1	4	1-4	0-0	0	0	0-0
10/4/14*	at Cincinnati	1	1	2	0-0	0-0	1	1	0-0
10/11/14	Houston	0	0	0	0-0	0-0	0	0	0-0
10/25/14	at SMU	0	0	0	0-0	0-0	0	1	0-0
10/31/14	Tulsa	1	0	1	0-0	0-0	0	0	0-0
11/7/14*	at Temple	1	0	1	0-0	0-0	0	0	0-0
11/15/14	at Tulane	Did Not Play							
11/22/14	USF	Did Not Play							
11/29/14	UConn	Did Not Play							

McMANIS' GAME-BY-GAME DEFENSE

Date	Opponent	UT	AT	TT	TFL	SK	FF	PB	INT
12/22/14	vs BYU	0	0	0	0-0	0-0	0	0	0-0
9/5/15	Missouri St	3	0	3	0-0	0-0	0	0	0-0
9/12/15	at Kansas	2	0	2	0-0	0-0	0	0	0-0
9/19/15	at BGSU	4	2	6	1.5-9	1-8	0	0	0-0



#3

WIDE RECEIVER

ANTHONY MILLER

R-FRESHMAN • SQ

5-11 • 190

MEMPHIS, TENN.

CHRISTIAN BROTHERS HS

MAJOR: MANAGEMENT

MILLER'S CAREER RECEIVING STATISTICS

YR	G/S	NO	YDS	AVG/C	TDs	LG	REC/G	AVG/G
2015	3/0	7	112	16.0	0	34	1.4	37.3

MILLER'S CAREER RUSHING STATISTICS

YR	G/S	NO	YDS	AVG/C	TDs	LG	AVG/G
2015	3/0	4	12	3.0	0	6	4.0

MILLER'S CAREER HIGHS


Rush Attempts	3, at Kansas, Sep 12, 2015
Rush Yards	7, at Kansas, Sep 12, 2015
Long Rush	6, at Kansas, Sep 12, 2015
Receptions	3, at Bowling Green, Sep 19, 2015
Receiving Yards	46, at Bowling Green, Sep 19, 2015
Long Reception	34, at Bowling Green, Sep 19, 2015

MILLER'S GAME-BY-GAME RECEIVING

Date	Opponent	No	Yds	Avg	TDs	LG
9/5/15	Missouri St	1	5	5.0	0	5
9/12/15	at Kansas	3	61	20.3	0	26
9/19/15	at BGSU	3	46	15.3	0	34

MILLER'S GAME-BY-GAME RUSHING

Date	Opponent	No	Yds	Avg	TDs	LG
9/5/15	Missouri St	1	5	5.0	0	5
9/12/15	at Kansas	3	7	2.3	0	6
9/19/15	at BGSU	0	0	0.0	0	0



#13

DEFENSIVE END

DEMARCO MONTGOMERY

JUNIOR • TR

6-3 • 245

ATMORE, ALA.

SPANISH FORT HS

EAST MISSISSIPPI CC

MAJOR: ORGANIZATIONAL LEADERSHIP

MONTGOMERY'S CAREER DEFENSIVE STATISTICS


YR	G/S	UT	AT	TOT	PD	FR	FF	TFL	SK	INT
2015	3/0	2	0	2	0	0-0	0	1-7	1-7	0-0

MONTGOMERY'S CAREER HIGHS

Tackles	1, Last: at Kansas, Sep 12, 2015
Tackles for Loss	1, at Kansas, Sep 12, 2015
Sacks	1, at Kansas, Sep 12, 2015

MONTGOMERY'S GAME-BY-GAME DEFENSE

Date	Opponent	UT	AT	TT	TFL	SK	FF	PB	INT
9/5/15	Missouri St	1	0	1	0-0	0-0	0	0	0-0
9/12/15	at Kansas	1	0	1	1-7	1-7	0	0	0-0
9/19/15	at BGSU	0	0	0	0-0	0-0	0	0	0-0



#80

TIGHT END

DANIEL MONTIEL

R-JUNIOR • 2L

6-3 • 240

ARLINGTON, TEXAS

ARLINGTON HS

MAJOR: ACCOUNTING

MONTIEL'S CAREER RECEIVING STATISTICS


YR	G/S	NO	YDS	AVG/C	TDs	LG	REC/G	AVG/G
2013	9/0	0	0	0.0	0	0	0.0	0.0
2014	10/3	8	124	15.5	1	29	0.8	12.4
2015	3/0	5	39	7.8	2	23	1.7	13.0
Totals	22/3	13	163	12.5	3	29	0.6	7.4

MONTIEL'S CAREER HIGHS

Touchdowns	1 (3x), at Bowling Green, Sep 19, 2015
Points	6 (3x), at Bowling Green, Sep 19, 2015
Receptions	4, SMU, Oct 25, 2014
Receiving Yards	84, SMU, Oct 25, 2014
Long Reception	29, SMU, Oct 25, 2014
Receiving Touchdown	1 (3x), at Bowling Green, Sep 19, 2015
All-Purpose Yards	84, SMU, Oct 25, 2014

MONTIEL'S GAME-BY-GAME RECEIVING

Date	Opponent	No	Yds	Avg	TDs	LG
8/30/14	Austin Peay	0	0	0.0	0	0
9/6/14	at UCLA	1	3	3.0	0	3
9/20/14*	MTSU	0	0	0.0	0	0
9/27/14	at Ole Miss	0	0	0.0	0	0
10/4/14	at Cincinnati	0	0	0.0	0	0
10/11/14	Houston	1	20	20.0	1	20
10/25/14	at SMU	4	84	21.0	0	29
10/31/14	Tulsa	0	0	0.0	0	0
11/7/14	at Temple	Did Not Play				
11/15/14	at Tulane	Did Not Play				
11/22/14	USF	Did Not Play				
11/29/14	UConn	0	0	0.0	0	0
12/22/14*	vs BYU	2	17	8.5	0	11
9/5/15	Missouri St	0	0	0.0	0	0
9/12/15	at Kansas	2	26	13.0	1	23
9/19/15	at BGSU	3	13	4.3	1	6



#41

LONG SNAPPER

TREVOR MORGAN

JUNIOR • 2L

6-1 • 210

FAYETTEVILLE, GA.

WHITEWATER HS


MAJOR: MANAGEMENT

MORGAN'S CAREER DEFENSIVE STATISTICS

YR	G/S	UT	AT	TOT	PD	FR	FF	TFL	SK	INT
2013	12/0	2	1	3	0	0-0	0	0-0	0-0	0-0
2014	13/0	1	1	2	0	0-0	0	0-0	0-0	0-0
2015	3/0	1	1	2	0	0-0	0	0-0	0-0	0-0
Total	28/0	4	3	7	0	0-0	0	0-0	0-0	0-0

MORGAN'S CAREER HIGHS

Tackles	1 (7x), at Bowling Green, Sep 19, 2015
---------	--



#17 DEFENSIVE BACK
CHRIS MORLEY
 R-JUNIOR • 2L
 5-11 • 195
 PLANTATION, FLA.
 SOUTH PLANTATION HS
 MAJOR: COMMUNICATION STUDIES

MORLEY'S CAREER DEFENSIVE STATISTICS

YR	G/S	UT	AT	TOT	PD	FR	FF	TFL	SK	INT
2013	12/0	8	2	10	4	0-0	0	2-2	0-0	1-0
2014	10/0	12	3	15	4	0-0	0	0-0	0-0	0-0
2015	3/0	6	3	9	2	0-0	0	0-0	0-0	0-0
Total	25/0	26	8	34	10	0-0	0	2-2	0-0	1-0

MORLEY'S CAREER HIGHS

Tackles	5, vs SMU, Oct 19, 2013
Pass Breakup	3, at Houston, Oct 12, 2013
Tackles for Loss	1 (2x), last vs SMU, Oct 19, 2013
Interceptions	1, vs Temple, Nov 30, 2013
Pass Breakups	3, at Houston, Oct 12, 2013

MORLEY'S GAME-BY-GAME DEFENSE

Date	Opponent	UT	AT	TT	TFL	SK	FF	PB	INT
9/7/13	Duke	0	0	0	0-0	0-0	0	0	0-0
9/14/13	at MTSU	0	0	0	0-0	0-0	0	0	0-0
9/21/13	Arkansas State	1	0	1	0-0	0-0	0	0	0-0
10/5/13	UCF	0	0	0	0-0	0-0	0	1	0-0
10/12/13	at Houston	2	0	2	1-1	0-0	0	3	0-0
10/19/13	SMU	4	1	5	1-1	0-0	0	0	0-0
10/30/13	Cincinnati	0	0	0	0-0	0-0	0	0	0-0
11/9/13	UT Martin	0	0	0	0-0	0-0	0	0	0-0
11/16/13	at USF	0	0	0	0-0	0-0	0	0	0-0
11/23/13	at Louisville	0	0	0	0-0	0-0	0	0	0-0
11/30/13	Temple	1	0	1	0-0	0-0	0	0	1-0
12/7/13	at UConn	0	1	1	0-0	0-0	0	0	0-0
8/30/14	Austin Peay	0	0	0	0-0	0-0	0	0	0-0
9/6/14	at UCLA	2	0	2	0-0	0-0	0	0	0-0
9/20/14	MTSU	0	1	1	0-0	0-0	0	0	0-0
9/27/14	at Ole Miss	Did Not Play							
10/4/14	at Cincinnati	1	0	1	0-0	0-0	0	0	0-0
10/11/14	Houston	Did Not Play							
10/25/14	at SMU	1	0	1	0-0	0-0	0	2	0-0
10/31/14	Tulsa	2	1	3	0-0	0-0	0	0	0-0
11/7/14	at Temple	Did Not Play							
11/15/14	at Tulane	3	0	3	0-0	0-0	0	0	0-0
11/22/14	USF	1	0	1	0-0	0-0	0	1	0-0
11/29/14	UConn	0	0	0	0-0	0-0	0	0	0-0
12/2/14	vs BYU	1	0	1	0-0	0-0	0	0	0-0
9/5/15	Missouri St	1	1	2	0-0	0-0	0	0	0-0
9/12/15	at Kansas	3	1	4	0-0	0-0	0	1	0-0
9/19/15	at BGSU	2	1	3	0-0	0-0	0	1	0-0



#10 DEFENSIVE BACK
DONTRELL NELSON
 JUNIOR • 2L
 6-1 • 180
 OLIVE BRANCH, MISS.
 OLIVE BRANCH HS
 MAJOR: INTERDISCIPLINARY STUDIES

NELSON'S CAREER DEFENSIVE STATISTICS

YR	G/S	UT	AT	TOT	PD	FR	FF	TFL	SK	INT
2013	9/0	2	0	2	0	0-0	0	0-0	0-0	0-0
2014	12/0	7	1	8	3	0-0	0	1.5-4	0.5-3	1-58
2015	3/2	6	1	7	0	0-0	0	0-0	0-0	0-0
Total	24/2	15	2	17	3	0-0	0	1.5-4	0.5-3	1-58

NELSON'S CAREER HIGHS

Points	6, Tulane, Nov 15, 2014
Touchdowns	1, Tulane, Nov 15, 2014
Tackles	4, at Kansas, Sep 12, 2015
Tackles for Loss	1.5, Tulane, Nov 15, 2014
Sacks	0.5, Tulane, Nov 15, 2014
Pass Breakups	1 (2x), USF, Nov 22, 2014
Interceptions	1, Tulane, Nov 15, 2014

NELSON'S GAME-BY-GAME DEFENSE

Date	Opponent	UT	AT	TFL	SK	FF	PB	INT	
9/7/13	Duke	0	0	0	0-0	0-0	0	0-0	
9/14/13	at MTSU	0	0	0	0-0	0-0	0	0-0	
9/21/13	Arkansas State	0	0	0	0-0	0-0	0	0-0	
10/5/13	UCF	0	0	0	0-0	0-0	0	0-0	
10/12/13	at Houston	1	0	1	0-0	0-0	0	3	0-0
10/19/13	SMU	4	1	5	0-0	0-0	0	0	0-0
10/30/13	Cincinnati	0	0	0	0-0	0-0	0	0	0-0
11/9/13	UT Martin	Did Not Play							
11/16/13	at USF	Did Not Play							
11/23/13	at Louisville	Did Not Play							

NELSON'S GAME-BY-GAME DEFENSE

Date	Opponent	UT	AT	TT	TFL	SK	FF	PB	INT
11/30/13	Temple	1	0	1	0-0	0-0	0	0	0-0
12/7/13	at UConn	0	0	0	0-0	0-0	0	0	0-0
8/30/14	Austin Peay	Did Not Play							
9/6/14	at UCLA	1	0	1	0-0	0-0	0	0	0-0
9/20/14	MTSU	2	0	2	0-0	0-0	0	0	0-0
9/27/14	at Ole Miss	1	0	1	0-0	0-0	0	0	0-0
10/4/14	at Cincinnati	0	0	0	0-0	0-0	0	1	0-0
10/11/14	Houston	0	0	0	0-0	0-0	0	0	0-0
10/25/14	at SMU	0	0	0	0-0	0-0	0	0	0-0
10/31/14	Tulsa	2	1	3	0-0	0-0	0	0	0-0
11/7/14	at Temple	0	0	0	0-0	0-0	0	0	0-0
11/15/14	at Tulane	1	1	2	1.5-5	5-3	0	0	1-58
11/22/14	USF	1	0	1	0-0	0-0	0	1	0-0
11/29/14	UConn	1	0	1	0-0	0-0	0	0	0-0
12/2/14	vs BYU	0	0	0	0-0	0-0	0	0	0-0
9/5/15*	Missouri St	1	0	1	0-0	0-0	0	0	0-0
9/12/15	at Kansas	4	0	4	0-0	0-0	0	0	0-0
9/19/15*	at BGSU	1	1	2	0-0	0-0	0	0	0-0



#51 OFFENSIVE LINE
JACE NEVILLE
 R-FRESHMAN • SQ
 6-6 • 290
 COLUMBIA, MO.
 ROCK BRIDGE HS
 MAJOR: UNDECLARED

NEVILLE'S CAREER OFFENSIVE LINE STATISTICS


YR	GAMES/STARTS	PLAYS/TOTAL TEAM PLAYS
2015	1/0	3/81

NEVILLE'S CAREER HIGHS

Offensive Plays	3, vs Missouri State, Sep 5, 2015
-----------------	-----------------------------------

NEVILLE'S GAME-BY-GAME OFFENSIVE LINE

Date	Opponent	Position - Plays
9/5/15	Missouri St	Left Tackle - 3/81



#2 DEFENSIVE BACK
TY NORTHERN
 R-JUNIOR • SQ
 5-11 • 190
 TUNICA, MISS.
 ROSA FORT HS
 MAJOR: SPORTS AND LEISURE MANAGEMENT

NORTHERN'S CAREER DEFENSIVE STATISTICS


YR	G/S	UT	AT	TOT	PD	FR	FF	TFL	SK	INT
2015	3/0	1	0	1	0	1-0	0	0-0	0-0	0-0

NORTHERN'S CAREER HIGHS

Tackles	1, vs Missouri State, Sep 5, 2015
Fumble Recovery	1, vs Missouri State, Sep 5, 2015

NORTHERN'S GAME-BY-GAME DEFENSE

Date	Opponent	UT	AT	TOT	TFL	SK	FF	PB	INT
9/5/15	Missouri St.	1	0	1	0-0	0-0	0	0	0-0
9/12/15	at Kansas	0	0	0	0-0	0-0	0	0	0-0
9/19/15	at BGSU	0	0	0	0-0	0-0	0	0	0-0



#19 WIDE RECEIVER
JAE'LON OGLESBY
 FRESHMAN • HS
 5-11 • 175
 CENTRAL, S.C.
 D.W. DANIEL HS
 FORK UNION MILITARY
 MAJOR: UNDECLARED

OGLESBY'S CAREER RECEIVING STATISTICS

YR	G/S	NO	YDS	AVG/C	TDS	LG	REC/G	AVG/G
2015	2/0	4	54	13.5	1	30	2.0	27.0

OGLESBY'S CAREER RUSHING STATISTICS

YR	G/S	NO	YDS	TDS	LG	AVG/R	AVG/G
2015	2/0	1	11	0	11	11.0	5.5

OGLESBY'S CAREER KICK RETURN STATISTICS

YR	G/S	NO	YDS	TDS	LG	AVG/R	AVG/G
2015	1/0	1	30	0	30	30.0	30.0

OGLESBY'S CAREER HIGHS


Points Scored	6, Missouri St, Sep 5, 2015
Touchdowns	1, Missouri St, Sep 5, 2015
Receptions	2 (2x), at Kansas, Sep 12, 2015
Receiving Yards	41, at Kansas, Sep 12, 2015
Touchdown Receptions	1, Missouri St, Sep 5, 2015
Long Reception	30, at Kansas, Sep 12, 2015
All-Purpose Yards	52, at Kansas, Sep 12, 2015
Kick Returns	1, Missouri St, Sep 5, 2015
Kick Return Yards	30, Missouri St, Sep 5, 2015
Long Kick Return	30, Missouri St, Sep 5, 2015

OGLESBY'S GAME-BY-GAME RECEIVING

Date	Opponent	No	Yds	Avg	Tds	LG
9/5/15	Missouri St	2	13	6.5	1	9
9/12/15	at Kansas	2	41	20.5	0	30
9/19/15	at BGSU	DNP				

OGLESBY'S GAME-BY-GAME PUNT RETURN

Date	Opponent	No	Yds	Avg	Tds	LG
9/5/15	Missouri St	1	30	30.0	0	30



#53 LINEBACKER
LEONARD PEGUES
 SENIOR • 3L
 5-11 • 240
 OLIVE BRANCH, MISS.
 OLIVE BRANCH HS
 MAJOR: SPORT AND LEISURE MANAGEMENT

PEGUES' CAREER DEFENSIVE STATISTICS


YR	G/S	UT	AT	TOT	PD	FR	FF	TFL	SK	INT
2012	12/0	6	7	13	0	0-0	0	0.5-2	0-0	0-0
2013	12/0	19	4	23	0	0-0	1	1.5-5	0-0	0-0
2014	13/0	29	5	34	0	0-0	1	6-40	2-25	0-0
2015	2/0	5	4	9	0	0-0	0	0-0	0-0	0-0
Total	39/0	59	20	79	0	0-0	2	7.5-47	2-25	0-0

PEGUES' CAREER HIGHS

Tackles	8, UCLA, Sep 6, 2014
Tackles for Loss	2, Houston, Oct 11, 2014
Sacks	1 (2x), Temple, Nov 7, 2014
Fumbles Forced	1 (2x), Tulane, Nov 15, 2014

PEGUES' GAME-BY-GAME DEFENSE

Date	Opponent	UT	AT	TOT	TFL	SK	FF	PB	INT
9/1/12	UT Martin	0	0	0	0-0	0-0	0	0	0-0
9/8/12	at Arkansas St	0	0	0	0-0	0-0	0	0	0-0
9/15/12	MTSU	2	0	2	0-0	0-0	0	0	0-0
9/22/12	at Duke	0	2	2	0-0	0-0	0	0	0-0
10/6/12	Rice	1	0	1	0-0	0-0	0	0	0-0
10/13/12	at ECU	0	3	3	0-0	0-0	0	0	0-



#58 DEFENSIVE LINE
DONALD PENNINGTON
 R-JUNIOR • 2L
 6-2 • 295
 AMITE, LA.
 AMITE HS
 MAJOR: INTERDISCIPLINARY STUDIES

PENNINGTON'S CAREER DEFENSIVE STATISTICS

YR	G/S	UT	AT	TOT	PD	FR	FF	TFL	SK	INT
2013	10/2	1	0	1	0	0-0	0	1-2	0-0	0-0
2014	12/0	11	5	16	1	1-0	0	1.5-3	0-0	0-0
2015	3/3	7	1	8	0	0-0	0	4.5-18	2.5-15	0-0
Total	25/5	19	6	25	1	1-0	0	7-23	2.5-15	0-0

PENNINGTON'S CAREER HIGHS

Tackles	3 (3x), at Bowling Green, Sep 19, 2015
Tackles for Loss	2.5, at Kansas, Sep 12, 2015
Quarterback Sacks	1.5 at Kansas, Sep 12, 2015
Fumble Recoveries	1, USF, Nov 22, 2014
Pass Break Ups	1, USF, Nov 22, 2014

PENNINGTON'S GAME-BY-GAME DEFENSE

Date	Opponent	UT	AT	TT	TFL	SK	FF	PB	INT
9/7/13	Duke	0	0	0	0-0	0-0	0	0	0-0
9/14/13	at MTSU	0	0	0	0-0	0-0	0	0	0-0
9/21/13*	Arkansas State	0	0	0	0-0	0-0	0	0	0-0
10/5/13*	UCF	0	0	0	0-0	0-0	0	0	0-0
10/12/13	at Houston	0	0	0	0-0	0-0	0	0	0-0
10/19/13	SMU	0	0	0	0-0	0-0	0	0	0-0
10/30/13	Cincinnati	0	0	0	0-0	0-0	0	0	0-0
11/9/13	UT Martin	0	0	0	0-0	0-0	0	0	0-0
11/16/13	at USF	0	0	0	0-0	0-0	0	0	0-0
11/23/13	at Louisville				Did Not Play				
11/30/13	Temple				Did Not Play				
12/7/13	at UConn	1	0	1	1-2	0-0	0	0	0-0
8/30/14	Austin Peay	0	0	0	0-0	0-0	0	0	0-0
9/6/14	at UCLA				Did Not Play				
9/20/14	MTSU	0	0	0	0-0	0-0	0	0	0-0
9/27/14	at Ole Miss	2	0	2	0-0	0-0	0	0	0-0
10/4/14	at Cincinnati	0	2	2	0-0	0-0	0	0	0-0
10/11/14	Houston	0	0	0	0-0	0-0	0	0	0-0
10/25/14	at SMU	2	0	2	0-0	0-0	0	0	0-0
10/31/14	Tulsa	1	0	1	0-0	0-0	0	0	0-0
11/7/14	at Temple	0	0	0	0-0	0-0	0	0	0-0
11/15/14	at Tulane	3	0	3	1-2	0-0	0	0	0-0
11/22/14	USF	2	0	2	0-0	0-0	0	1	0-0
11/29/14	UConn	0	0	0	0-0	0-0	0	0	0-0
12/2/14	vs BYU	1	1	2	0-0	0-0	0	0	0-0
9/5/15*	Missouri St	2	0	2	1-1	0-0	0	0	0-0
9/12/15*	at Kansas	2	1	3	2.5-15	1.5-13	0	0	0-0
9/19/15*	at BGSU	3	0	3	1.0-2	1.0-2	0	0	0-0



#29 LINEBACKER
DARIAN PORTER
 SOPHOMORE • TR
 6-3 • 230
 LOUISVILLE, KY.
 SENECA HS
 MT. SAN JACINTO COLLEGE
 MAJOR: UNDECLARED

PORTER'S CAREER DEFENSIVE STATISTICS


YR	G/S	UT	AT	TOT	PD	FR	FF	TFL	SK	INT
2015	2/0	0	0	0	1	0-0	0	0-0	0-0	0-0

PORTER'S CAREER HIGHS

Tackles	0
Pass Breakup	1, at Kansas, Sep 12, 2015

PORTER'S GAME-BY-GAME DEFENSE

Date	Opponent	UT	AT	TT	TFL	SK	FF	PB	INT
9/5/15	Missouri St.	0	0	0	0-0	0-0	0	0	0-0
9/12/15	at Kansas	0	0	0	0-0	0-0	0	1	0-0



#18 WIDE RECEIVER
RODERICK PROCTOR
 SOPHOMORE • 1L
 5-11 • 175
 ORLANDO, FLA.
 DR. PHILLIPS HS
 MAJOR: UNDECLARED

PROCTOR'S CAREER RECEIVING STATISTICS

YR	G/S	NO	YDS	AVG/C	TDS	LG	REC/G	AVG/G
2014	13/3	27	259	9.6	1	27	2.1	19.9
2015	3/0	7	86	12.3	0	32	2.3	28.7
Total	16/3	34	310	10.1	1	32	2.1	19.3

PROCTOR'S CAREER RUSHING STATISTICS

YR	G/S	NO	YDS	TDS	LG	AVG/R	AVG/G
2014	13/3	7	-16	0	0	-2.2	0.0
2015	3/0	1	-14	0	0	0.0	0.0
Total	16/3	8	-30	0	0	-3.7	0.0

PROCTOR'S CAREER PUNT RETURN STATISTICS

YR	G/S	NO	YDS	TDS	LG	AVG/R	AVG/G
2014	13/3	1	8	0	8	8.0	0.7
2015	3/0	8	92	1	63	11.5	30.7
Total	16/3	9	100	1	63	11.1	6.3

PROCTOR'S CAREER HIGHS

Points Scored	6 (2x), Missouri St, Sep 5, 2015
Touchdowns	1 (2x), Missouri St, Sep 5, 2015
Receptions	5 (2x), Tulsa, Oct 31, 2014
Receiving Yards	61, Cincinnati, Oct 4, 2014
Long Reception	32, Missouri St, Sep 5, 2015
All-Purpose Yards	135, Missouri St, Sep 5, 2015
Rush Attempts	1 (2x), Tulane, Nov 15, 2014
Punt Returns	3, Missouri St, Sep 5, 2015
Punt Return Yards	84, Missouri St, Sep 5, 2015
Long Punt Return	63, Missouri St, Sep 5, 2015
Punt Return TDs	1, Missouri St, Sep 5, 2015

PROCTOR'S GAME-BY-GAME RECEIVING

Date	Opponent	No	Yds	Avg	TDs	LG
8/30/14	Austin Peay	0	0	0.0	0	0
9/6/14	at UCLA	2	28	14.0	0	15
9/20/14	MTSU	1	5	5.0	0	5
9/27/14	at Ole Miss	0	0	0.0	0	0
10/4/14	at Cincinnati	3	61	20.3	0	26
10/11/14	Houston	5	42	8.4	0	15
10/25/14	at SMU	0	0	0.0	0	0
10/31/14*	Tulsa	5	21	4.2	0	15
11/7/14*	at Temple	1	5	5.0	0	5
11/15/14*	at Tulane	2	37	18.5	0	27
11/22/14	USF	3	22	7.3	0	9
11/29/14	UConn	3	24	8.0	0	11
12/2/14*	vs BYU	2	14	7.0	1	11
9/5/15	Missouri St	3	51	17.0	0	32
9/12/15	at Kansas	0	0	0.0	0	0
9/19/15	at BGSU	4	35	8.8	0	24

PROCTOR'S GAME-BY-GAME PUNT RETURN

Date	Opponent	No	Yds	Avg	TDs	LG
8/30/14	Austin Peay	1	8	8.0	0	8
9/5/15	Missouri St	3	84	28.0	1	63
9/12/15	at Kansas	4	13	3.3	0	8
9/19/15	at BGSU	1	-5	-5.0	0	0



#65 OFFENSIVE LINE
CHRISTOPHER ROBERSION
 R-JUNIOR • 2L
 6-7 • 330
 MEMPHIS, TENN.
 CENTRAL BAPTIST SCHOOL
 MAJOR: CRIMINAL JUSTICE

ROBERSON'S CAREER OFFENSIVE LINE STATISTICS

YR	GAMES/STARTS	PLAYS/TOTAL TEAM PLAYS
2013	11/0	6/723
2014	13/0	47/1,012
2015	3/1	120/250
Total	28/1	173/1,985

ROBERSON'S CAREER HIGHS


Offensive Plays	90, at Bowling Green, Sep 19, 2015
-----------------	------------------------------------

ROBERSON'S GAME-BY-GAME OFFENSIVE LINE

Date	Opponent	Position - Plays
9/7/13	Duke	Special Teams

ROBERSON'S GAME-BY-GAME OFFENSIVE LINE

Date	Opponent	Position - Plays
9/14/13	Middle Tennessee	Did Not Play
9/21/13	Arkansas State	Left Tackle - 6/71
10/5/13	UCF	Special Teams
10/12/13	Houston	Special Teams
10/19/13	SMU	Special Teams
10/30/13	Cincinnati	Special Teams
11/9/13	UT Martin	Special Teams
11/16/13	USF	Special Teams
11/23/13	Louisville	Special Teams
11/30/13	Temple	Special Teams
12/7/13	UConn	Special Teams
8/30/14	Austin Peay	Left Tackle - 24/82
9/6/14	UCLA	Special Teams
9/20/14	MTSU	Special Teams
9/27/14	Ole Miss	Special Teams
10/4/14	Cincinnati	Left Tackle - 11/94
10/11/14	Houston	Special Teams
10/25/14	SMU	Left Tackle - 9/80
10/31/14	Tulsa	Special Teams
11/7/14	Temple	Special Teams
11/15/14	Tulane	Special Teams
11/22/14	USF	Special Teams
11/27/14	UConn	Left Tackle - 3/85
12/2/14	BYU	Special Teams
9/5/15	Missouri St	Left Tackle - 21/81
9/12/15	at Kansas	Left Tackle - 9/79
9/19/15	at BGSU	Left Tackle - 90/90



#45 LINEBACKER
NOAH ROBINSON
 SOPHOMORE • 1L
 6-4 • 225
 WORCESTER, MASS.
 DOHERTY HS
 ATLANTA SPORTS ACADEMY
 MAJOR: SPORT AND LEISURE MANAGEMENT

ROBINSON'S CAREER DEFENSIVE STATISTICS


YR	G/S	UT	AT	TOT	PD	FR	FF	TFL	SK	INT
2014	13/1	18	7	25	0	0-0	0	2.5-8	0-0	0-0
2015	3/3	2	5	7	1	0-0	0	0-0	0-0	0-0
Total	16/4	20	12	32	1	0-0	0	0-0	0-0	0-0

ROBINSON'S CAREER HIGHS

Tackles	4 (3x), Tulane, Nov 15, 2014
Tackles for Loss	1 (2x), Tulane, Nov 15, 2014
Pass Breakups	1, at Bowling Green, Sep 19, 2015

ROBINSON'S GAME-BY-GAME DEFENSE

Date	Opponent	UT	AT	TT	TFL	SK	FF	PB	INT
8/30/14	Austin Peay	0	1	1	0-0	0-0	0	0	0-0
9/6/14	at UCLA	2	0	2	0-0	0-0	0	0	0-0
9/20/14	MTSU	1	0	1	1-1	0-0	0	0	0-0
9/27/14	at Ole Miss	2	2	4	0-0	0-0	0	0	0-0
10/4/14	at Cincinnati	0	2	2	0-0	0-0	0	0	0-0
10/11/14	Houston	0	1	1	0.5-2	0-0	0	0	0-0
10/25/14	at SMU	1	0	1	0-0	0-0	0	0	0-0
10/31/14*	Tulsa	3	1	4	0-0	0-0	0	0	0-0
11/7/14	at Temple	1	0	1	0-0	0-0	0	0	0-0
11/15/14	at Tulane	4	0	4	1.5	0-0	0	0	0-0
11/22/14	USF	2	0	2	0-0	0-0	0	0	0-0
11/27/14	UConn	0	0	0	0-0	0-0	0	0	0-0
12/2/14	vs BYU	2	0	2	0-0	0-0	0	0	0-0
9/5/15*	Missouri St	2	0	2	0-0	0-0	0	0	0-0
9/12/15*	at Kansas	0	3	3	0-0	0-0	0	0	0-0
9/19/15*	at BGSU	0	2	2	0-0	0-0	0	1	0-0



#23 DEFENSIVE BACK
B.J. ROSS
 JUNIOR • 2L
 5-9 • 185
 MELBOURNE, FLA.
 PALM BAY HS
 MAJOR: SPORT AND LEISURE MANAGEMENT

ROSS' CAREER DEFENSIVE STATISTICS

YR	G/S	UT	AT	TOT	PD	FR	FF	TFL	SK	INT
2013	12/0	1	0	1	0	0-0	0	0-0	0-0	0-0
2014	13/0	0	2	2	0	0-0	0	0-0	0-0	0-0
2015	3/0	1	0	1	0	0-0	0	0-0	0-0	0-0
Total	27/0	2	2	4	0	0-0	0	0-0	0-0	0-0

ROSS' CAREER HIGHS

Tackles	1 (4x), at Kansas, Sep 5, 2015
---------	--------------------------------

ROSS'S GAME-BY-GAME DEFENSE

Date	Opponent	UT	AT	TT	TFL	SK	FF	PB	INT
8/30/14	Austin Peay	0	1	1	0-0	0-0	0	0	0-0
9/6/14	at UCLA	0	0	0	0-0	0-0	0	0	0-0
9/20/14	MTSU	0	0	0	0-0	0-0	0	0	0-0
9/27/14	at Ole Miss	0	0	0	0-0	0-0	0	0	0-0
10/4/14	at Cincinnati	0	1	1	0-0	0-0	0	0	0-0
10/11/14	Houston	0	0	0	0-0	0-0	0	0	0-0
10/25/14	at SMU	0	0	0	0-0	0-0	0	0	0-0
10/31/14	Tulsa	0	0	0	0-0	0-0	0	0	0-0
11/7/14	at Temple	0	0	0	0-0	0-0	0	0	0-0
11/15/14	at Tulane	0	0	0	0-0	0-0	0	0	0-0
11/22/14	USF	0	0	0	0-0	0-0	0	0	0-0
11/27/14	UConn	0	0	0	0-0	0-0	0	0	0-0
12/2/14	vs BYU	0	0	0	0-0	0-0	0	0	0-0
9/5/15	Missouri St	0	0	0	0-0	0-0	0	0	0-0
9/12/15	at Kansas	0	0	0	0-0	0-0	0	0	0-0
9/19/15	at BGSU	0	0	0	0-0	0-0	0	0	0-0

#70

OFFENSIVE LINE

MICAH SIMMONS

SENIOR • 3L

6-3 • 295

LINDALE, TEXAS

LINDALE HS

B.S., HEALTH & HUMAN PERFORMANCE, MAY, 2015

SIMMONS' CAREER OFFENSIVE LINE STATISTICS

YR	GAMES/STARTS	PLAYS/TOTAL TEAM PLAYS
2012	12/3	284/772
2013	11/5	364/742
2014	10/0	250/915
2015	3/2	84/250
Total	36/10	953/2,679

SIMMONS' CAREER HIGHS

Offensive Plays	84, at Marshall, Nov 3, 2012
-----------------	------------------------------

SIMMONS' GAME-BY-GAME OFFENSIVE LINE

Date	Opponent	Position - Plays
9/1/12	UT Martin	Special Teams
9/8/12	Arkansas State	Special Teams
9/15/12	Middle Tennessee	Special Teams
9/22/12	Duke	Offensive Line - 13/50
10/6/12	Rice	Special Teams
10/13/12	East Carolina	Special Teams
10/20/12	UCF	Special Teams
10/27/12	SMU	Right Guard - 39/48
11/3/12*	Marshall	Right Guard - 84/84
11/10/12*	Tulane	Right Guard - 64/64
11/17/12*	UAB	Right Guard - 32/59
11/24/12	Southern Miss	Right Guard - 52/62
9/7/13	Duke	Did Not Play
9/14/13	Middle Tennessee	Left Guard - 1/76
9/21/13	Arkansas State	Right Guard/Center - 11/71
10/5/13	UCF	Center - 1/74
10/12/13	Houston	Special Teams
10/19/13	SMU	Center - 48/76
10/30/13*	Cincinnati	Center - 61/61
11/9/13*	UT Martin	Center - 61/61
11/16/13*	USF	Center/Left Guard - 40/52 (5 C, 35 LG)
11/23/13*	Louisville	Left Guard - 58/59
11/30/13	Temple	Center - 17/62
12/7/13*	UConn	Center - 66/69
8/30/14	Austin Peay	Center - 34/82
9/6/14	UCLA	Center - 40/81
9/20/14	MTSU	Center - 18/86
9/27/14	Ole Miss	Did Not Play
10/4/14	Cincinnati	Center - 14/94
10/11/14	Houston	Center - 13/78
10/25/14	SMU	Center - 38/80
10/31/14	Tulsa	Center - 9/72
11/7/14	Temple	Center - 10/68
11/15/14	Tulane	Center - 40/65
11/22/14	USF	Did Not Play
11/29/14	UConn	Center - 3/85
12/2/14	BYU	Did Not Play
9/5/15*	Missouri St	Right Guard - 38/81
9/12/15*	at Kansas	Right Guard - 40/79
9/19/15	at BGSU	Right Guard - 6/90



#36

PLACE-KICKER/PUNTER

SPENCER SMITH

R-SOPHOMORE • 1L

6-1 • 195

NEWNAN, GA.

EAST COWETA HS

MAJOR: EXERCISE AND SPORT SCIENCE

SMITH'S CAREER SCORING STATISTICS

YR	G	PAT	FGM-FGA	PTS	AVG/G
2014	13	1-1	0-0	1	0.1
2015	3	0-0	0-0	0	0.0
Total	16	1-1	0-0	1	0.1

SMITH'S CAREER PUNTING STATISTICS

YR	G	NO	YDS	AVG	LG	BL	TB	FC	50+	I20
2014	13	58	2,335	40.3	58	0	1	27	9	18
2015	3	9	432	48.0	55	0	2	3	5	5
Total	16	67	2,767	41.3	58	0	3	30	14	23

SMITH'S CAREER KICKOFF STATISTICS

YR	G	NO	RET	YDS	AVG	TB	OB	FC	OSK
2014	13	1	0	65	65.0	1	0	0	0

SMITH'S CAREER HIGHS

Points Scored	1, SMU, Oct 25, 2014
Kick PATs	1, SMU, Oct 25, 2014
Points by Kicking	1, SMU, Oct 25, 2014
Punt Attempts	9, Ole Miss, Sep 27, 2014
Punt Yards	386, Ole Miss, Sep 27, 2014
Longest Punt	58, Tulane, Nov 15, 2014

SMITH'S GAME-BY-GAME PUNTING

Date	Opponent	No	Yds	Avg	LG	TB	FC	50+	I20
8/30/14	Austin Peay	2	102	51.0	55	1	0	1	0
9/6/14	at UCLA	7	276	39.4	49	0	1	0	4
9/20/14	MTSU	1	8	8.0	8	0	0	0	0
9/27/14	at Ole Miss	9	386	42.9	53	0	4	2	2
10/4/14	at Cincinnati	2	67	33.5	35	0	1	0	0
10/11/14	Houston	5	195	39.0	44	0	3	0	2
10/25/14	at SMU	1	46	46.0	46	0	0	0	1
10/31/14	Tulsa	4	158	39.5	43	0	4	0	3
11/7/14	at Temple	7	251	35.9	47	0	4	0	1
11/15/14	at Tulane	8	375	46.9	58	0	2	4	3
11/22/14	USF	1	48	48.0	48	0	0	0	0
11/29/14	vs UConn	6	226	37.7	53	0	4	1	1
12/2/14	BYU	5	197	39.4	53	0	4	1	1
9/5/15	Missouri St	4	186	46.5	55	1	2	2	2
9/12/15	at Kansas	1	54	54.0	54	0	0	1	0
9/19/15	at BGSU	4	192	48.0	53	0	3	2	3



#75

OFFENSIVE LINE

MICHAEL STANNARD

R-JUNIOR • 2L

6-2 • 280

COLUMBIA, MO.

ROCK BRIDGE HS

MAJOR: EXERCISE AND SPORT SCIENCE

STANNARD'S CAREER OFFENSIVE LINE STATISTICS

YR	GAMES/STARTS	PLAYS/TOTAL TEAM PLAYS
2012	11/0	6/700
2014	12/6	315/1,012
2015	3/0	31/160
Totals	26/6	352/1,772

STANNARD'S CAREER HIGHS

Offensive Plays	68, Tulsa, Oct 31, 2014
-----------------	-------------------------

STANNARD'S GAME-BY-GAME OFFENSIVE LINE

Date	Opponent	Position - Plays
9/22/12	Duke	Right Guard - 6/50
8/30/14*	Austin Peay	Right Guard - 30/82
9/6/14*	UCLA	Right Guard - 41/82
9/20/14	MTSU	Right Guard - 18/86
9/27/14	Ole Miss	Right Guard - 15/62
10/4/14	Cincinnati	Right Guard - 10/94
10/11/14	Houston	Special Teams
10/25/14*	SMU	Right Guard - 27/80
10/31/14*	Tulsa	Right Guard - 68/72
11/7/14*	Temple	Right Guard - 58/68
11/15/14*	Tulane	Right Guard - 41/65
11/22/14	USF	Did Not Play
11/29/14	UConn	Special Teams
12/2/14	BYU	Special Teams

STANNARD'S GAME-BY-GAME OFFENSIVE LINE

Date	Opponent	Position - Plays
11/29/14	UConn	Right Guard - 7/85
9/5/15	Missouri St	Center/Left Guard - 24/81
9/12/15	at Kansas	Center - 9/79
9/19/15	at Bowling Green	Special Teams



#15

QUARTERBACK

JASON STEWART

SENIOR • 1L

6-3 • 205

ALEXANDRIA, VA.

HAYFIELD SECONDARY HS

FORT SCOTT CC/DODGE CITY CC

MAJOR: SPORT AND LEISURE MANAGEMENT

STEWART'S CAREER PASSING STATISTICS

YR	G/S	CMP	ATT	INT	YDS	TD	LG	PCT	AVG/P	AVG/G
2014	5/0	3	4	0	45	1	29	.750	11.3	9.0

STEWART'S CAREER RUSHING STATISTICS

YR	G/S	NO	YDS	AVG/C	TDs	LG	AVG/G
2014	5/0	6	23	3.8	0	14	4.6

STEWART'S CAREER HIGHS

Rush Attempts	4, SMU, Oct 25, 2014
Rush Yards	14, Cincinnati, Oct 4, 2014
Long Rush	14, Cincinnati, Oct 4, 2014
Total Offense Attempts	5, SMU, Oct 25, 2014
Total Offense Yards	46, SMU, Oct 25, 2014
All-Purpose Yards	14, Cincinnati, Oct 4, 2014

STEWART'S GAME-BY-GAME PASSING

Date	Opponent	Att	Comp	YDS	INT	TD	LG
8/30/14	Austin Peay	0	0	0	0	0	0
10/4/14	at Cincinnati	0	0	0	0	0	0
10/25/14	at SMU	4	3	45	0	1	29
11/15/14	at Tulane	0	0	0	0	0	0
11/29/14	UConn	0	0	0	0	0	0

STEWART'S GAME-BY-GAME RUSHING

Date	Opponent	No	Yds	Avg	TDs	LG
8/30/14	Austin Peay	1	8	8.0	0	8
10/4/14	at Cincinnati	1	14	14.0	0	14
10/25/14	at SMU	4	1	0.3	0	7
11/15/14	at Tulane	0	0	0.0	0	0
11/29/14	UConn	0	0	0.0	0	0



#33

LINEBACKER

PHILLIP SUMPTER

R-SOPHOMORE • 1L

5-11 • 200

EDMOND, OKLA.

SANTA FE HS

MAJOR: SPORT AND LEISURE MANAGEMENT

SUMPTER'S CAREER DEFENSIVE STATISTICS


YR	G/S	UT	AT	TOT	PD	FR	FF	TFL	SK	INT
2014	2/0	2	0	2	0	0-0	0	1.0-4	0-0	0-0
2015	3/0	4	0	4	0	0-0	0	1.0-3	0-0	0-0
Total	7/0	6	0	6	0	0-0	0	2-7	0-0	0-0

SUMPTER'S CAREER HIGHS

Tackles	3, Missouri St, Sep 5, 2015
Tackles for Loss	1 (2x), Missouri St, Sep 5, 2015

SUMPTER'S GAME-BY-GAME DEFENSE

Date	Opponent	UT	AT	TT	TFL	SK	FF	PB	INT
8/30/14	Austin Peay	2	0	2	1.0-4	0-0	0	0	0-0
11/15/14	at Tulane	0	0	0	0-0	0-0	0	0	0-0
9/5/15	Missouri St	3	0	3	0-0	0-0	0	0	0-0
9/12/15	at Kansas	1	0	1	0-0	0-0	0	0	0-0
9/19/15	at BGSU	0	0	0	0-0	0-0	0	0	0-0



#48

DEFENSIVE END

ERNEST SUTTLES

R-FRESHMAN • SQ

6-5 • 265

TAMPA, FLA.

GAITHER HS

MAJOR: MANAGEMENT

HONORS (ACADEMIC/ATHLETIC)

SUTTLES' CAREER DEFENSIVE STATISTICS

YR	G/S	UT	AT	TOT	PD	FR	FF	TFL	SK	INT
2014	13/6	10	2	12	0	1-0	0	4.0-27	2.0-20	0-0
2015	2/2	0	0	0	0	0-0	0	0-0	0-0	0-0
Total	15/8	10	2	12	0	1-0	0	4.0-27	2.0-20	0-0

SUTTLES' CAREER HIGHS

Tackles	3, Austin Peay, Aug 30, 2014
Tackles for Loss	1 (4x), BYU, Dec 22, 2014
Sacks	1 (2x), Temple, Nov 14, 2014
Fumble Recoveries	1, Austin Peay, Aug 30, 2014

SUTTLES' GAME-BY-GAME DEFENSE

Date	Opponent	UT	AT	TT	TFL	SK	FR	PB	INT
8/30/14*	Austin Peay	2	1	3	1-14	1-14	1	0	0-0
9/6/14*	at UCLA	1	0	1	0-0	0-0	0	0	0-0
9/20/14*	MTSU	0	0	0	0-0	0-0	0	0	0-0
9/27/14	at Ole Miss	2	0	2	1-6	0-0	0	0	0-0
10/4/14*	at Cincinnati	1	0	1	0-0	0-0	0	0	0-0
10/11/14*	Houston	0	0	0	0-0	0-0	0	0	0-0
10/25/14	at SMU	0	0	0	0-0	0-0	0	0	0-0
10/31/14	Tulsa	1	0	1	0-0	0-0	0	0	0-0
11/7/14	at Temple	1	0	1	1-6	1-6	0	0	0-0
11/15/14	at Tulane	0	1	1	0-0	0-0	0	0	0-0
11/22/14	USF	1	0	1	0-0	0-0	0	0	0-0
11/29/14	UConn	0	0	0	0-0	0-0	0	0	0-0
12/22/14	vs BYU	1	0	1	1-1	0-0	0	0	0-0
9/5/15	Missouri St				Did Not Play				
9/12/15	at Kansas	0	0	0	0-0	0-0	0	0	0-0
9/19/15	at BGUSU	0	0	0	0-0	0-0	0	0	0-0



#72

OFFENSIVE LINEMAN

TREVON TATE

R-FRESHMAN • SQ

6-4 • 280

HOUSTON, TEXAS

NORTH SHORE HS

MAJOR: UNDECLARED

TATE'S CAREER OFFENSIVE LINE STATISTICS

YR	GAMES/STARTS	PLAYS/TOTAL TEAM PLAYS
2015	3/1	103/250

TATE'S CAREER HIGHS

Offensive Plays	50, at Kansas, Sep 12, 2015
-----------------	-----------------------------

TATE'S GAME-BY-GAME OFFENSIVE LINE

Date	Opponent	Position - Plays
9/5/15	Missouri St	Right Tackle - 24/81
9/12/15	at Kansas	Right Tackle - 50/79
9/19/15	at BGUSU	Right Tackle - 39/90



#32

DEFENSIVE BACK

DASHAUGHN TERRY

SOPHOMORE • 1L

6-0 • 190

BLUE SPRINGS, MO.

BLUE SPRINGS HS

IOWA WESTERN JUNIOR COLLEGE


MAJOR: EXERCISE AND SPORT SCIENCE

TERRY'S CAREER DEFENSIVE STATISTICS

YR	G/S	UT	AT	TOT	PD	FR	FF	TFL	SK	INT
2014	13/0	16	6	22	2	0-0	1	1.0-2	0-0	1-0
2015	3/3	6	3	9	0	0-0	0	0-0	0-0	0-0
Total	16/3	22	9	31	2	0-0	1	1.0-2	0-0	1-0

TERRY'S CAREER HIGHS

Tackles	4 (3x), USF, Nov 22, 2014
Tackles for Loss	1, SMU, Oct 25, 2015
Forced Fumbles	1, USF, Nov 22, 2014
Interceptions	1, BYU, Dec 22, 2014



#63

OFFENSIVE LINEMAN

TYLER USELTON

SENIOR • 1L

6-3 • 310

GREAT BEND, KAN.

GREAT BEND HS

BUTLER COMMUNITY COLLEGE

MAJOR: TEACHER EDUCATION



#63

OFFENSIVE LINEMAN

TYLER USELTON

SENIOR • 1L

6-3 • 310

GREAT BEND, KAN.

GREAT BEND HS

BUTLER COMMUNITY COLLEGE

MAJOR: TEACHER EDUCATION

USELTON'S CAREER OFFENSIVE LINE STATISTICS


YR	GAMES/STARTS	PLAYS/TOTAL TEAM PLAYS
2014	13/13	823/1012
2015	3/3	198/250
Total	16/16	1027/1262

USELTON'S CAREER HIGHS

Offensive Plays	97, BYU, Dec 22, 2014
-----------------	-----------------------

USELTON'S GAME-BY-GAME OFFENSIVE LINE

Date	Opponent	Position - Plays
8/30/14*	Austin Peay	Left Guard - 42/82
9/6/14*	UCLA	Left Guard - 77/81
9/20/14*	MTSU	Left Guard - 70/86
9/27/14*	Ole Miss	Left Guard - 34/62
10/4/14*	Cincinnati	Left Guard - 83/94
10/11/14*	Houston	Left Guard - 78/78
10/25/14*	SMU	Left Guard - 42/80
10/31/14*	Tulsa	Left Guard - 68/72
11/7/14*	Temple	Left Guard - 58/68
11/15/14*	Tulane	Left Guard - 32/65
11/22/14*	USF	Left Guard - 60/62
11/29/14*	UConn	Left Guard - 82/85
12/22/14*	BYU	Left Guard - 97/97
9/5/15*	Missouri St	Left Guard - 57/81
9/12/15*	at Kansas	Left Guard - 51/79
9/19/15*	at BGUSU	Left Guard - 90/90



#24

RUNNING BACK

TEARRIS WALLACE

R-SOPHOMORE • 1L

5-10 • 220

BENTONVILLE, ARK.

BENTONVILLE HS

MAJOR: MARKETING MANAGEMENT

WALLACE'S CAREER RUSHING STATISTICS

YR	G/S	NO	YDS	AVG/C	TDs	LG	AVG/G
2014	3/0	14	53	3.8	0	7	17.7
2015	1/0	3	12	4.0	0	6	12.0
Total	4/0	17	65	3.9	0	7	16.2

WALLACE'S CAREER RECEIVING STATISTICS

YR	G/S	NO	YDS	AVG/C	TDs	LG	REC/G	AVG/G
2014	3/0	1	1	1.0	0	1	0.3	0.3
2015	1/0	0	0	0.0	0	0	0.0	0.0
Total	4/0	1	1	1.0	0	1	0.2	0.2

WALLACE'S CAREER HIGHS

Rush Attempts	10, vs Austin Peay, Aug 30, 2014
Rush Yards	37, vs Austin Peay, Aug 30, 2014
Long Rush	7, vs Austin Peay, Aug 30, 2014
Receptions	1, Ole Miss, Sep 27, 2014
Receiving Yards	1, Ole Miss, Sep 27, 2014
Total Offense Attempts	10, vs Austin Peay, Aug 30, 2014
Total Offense Yards	37, vs Austin Peay, Aug 30, 2014
All-Purpose Yards	37, vs Austin Peay, Aug 30, 2014



#30

LINEBACKER

SHAREEF WHITE


SOPHOMORE • 1L

6-1 • 235

GRENADA, MISS.

GRENADA HS

MAJOR: UNDECLARED



#30

LINEBACKER

SHAREEF WHITE

SOPHOMORE • 1L

6-1 • 235

GRENADA, MISS.

GRENADA HS

MAJOR: UNDECLARED

WHITE'S CAREER DEFENSIVE STATISTICS


YR	G/S	UT	AT	TOT	PD	FR	FF	TFL	SK	INT
2014	13/0	13	6	19	1	0-0	0	0-0	0-0	0-0
2015	3/2	10	2	12	0	0-0	0	3-9	0-0	0-0
Total	16/2	13	8	31	1	0-0	0	3-9	0-0	0-0

WHITE'S CAREER HIGHS

Tackles	7, at Kansas, Sep 12, 2015
Tackles for Loss	2, at Kansas, Sep 12, 2015
Pass Break Ups	1, Tulane, Nov 15, 2014

WHITE'S GAME-BY-GAME DEFENSE

Date	Opponent	UT	AT	TT	TFL	SK	FF	PB	INT
8/30/14	Austin Peay	1	3	4	0-0	0-0	0	0	0-0
9/6/14	at UCLA	0	0	0	0-0	0-0	0	0	0-0
9/20/14	MTSU	0	1	1	0-0	0-0	0	0	0-0
9/27/14	at Ole Miss	0	0	0	0-0	0-0	0	0	0-0
10/4/14	at Cincinnati	1	1	2	0-0	0-0	0	0	0-0
10/11/14	Houston	1	0	1	0-0	0-0	0	0	0-0
10/25/14	at SMU	0	1	1	0-0	0-0	0	0	0-0
10/31/14	Tulsa	3	0	3	0-0	0-0	0	0	0-0
11/7/14	at Temple	0	0	0	0-0	0-0	0	0	0-0
11/15/14	at Tulane	6	0	6	0-0	0-0	0	1	0-0
11/22/14	USF	0	0	0	0-0	0-0	0	0	0-0
11/29/14	UConn	0	0	0	0-0	0-0	0	0	0-0
12/22/14	vs BYU	1	0	1	0-0	0-0	0	0	0-0
9/5/15*	Missouri St	0	0	0	0-0	0-0	0	0	0-0
9/12/15*	at Kansas	6	1	7	2-4	0-0	0	0	0-0



#27

DEFENSIVE BACK

DION WITTY

SENIOR • 3L

5-10 • 190

CORAL SPRINGS, FLA.

CORAL SPRINGS HS

MAJOR: SPORT AND LEISURE MANAGEMENT

WITTY'S CAREER DEFENSIVE STATISTICS

YR	G/S	UT	AT	TOT	PD	FR	FF	TFL	SK	INT
2012	7/0	0	2	2	0	0-0	0	0-0	0-0	0-0
2013	8/0	7	5	12	2	1-0	0	0.5-1	0-0	1-22
2014	11/2	5	1	6	2	0-0	0	0-0	0-0	0-0
2015	3/2	5	3	8	1	0-0	0	0-0	0-0	0-0
Total	29/4	17	11	28	5	1-0	0	0.5-1	0-0	1-22

WITTY'S CAREER HIGHS

Tackles	4 (2x), Cincinnati, Oct 4, 2014
Fumbles Recovered	1, Duke, Sep 7, 2013
Tackles for Loss	0.5, at Houston, Oct 12, 2013
Interceptions	1, at USF, Nov 16, 2013
Long Int Return	22, at USF, Nov 16, 2013
Pass Breakups	1 (5x), at Bowling Green, Sep 19, 2015

WITTY'S GAME-BY-GAME DEFENSE

Date	Opponent	UT	AT	TT	TFL	SK	FF	PB	INT
9/7/13	Duke	2	0	2	0-0	0-0	0	0	0-0
9/14/13	at MTSU	0	0	0	0-0	0-0	0	0	0-0
9/21/13	Arkansas State				Did Not Play				
10/5/13	UCF	0	0	0	0-0	0-0	0	0	0-0
10/12/13	at Houston	1	3	4	0.5-1	0-0	0	0	0-0
10/19/13	SMU	0	0	0	0-0	0-0	0	1	0-0
10/30/13	Cincinnati				Did Not Play				
11/9/13	UT Martin	1	1	2	0-0	0-0	0	0	0-0
11/16/13	at USF	2	1	3	0-0	0-0	0	1	1-22
11/23/13	at Louisville				Did Not Play				
11/30/13	Temple	1	0	1	0-0	0-0	0	0	0-0
12/7/13	at UConn				Did Not Play				
8/30/14	Austin Peay	0	0	0	0-0	0-0	0	0	0-0
9/6/14	at UCLA	0	0	0	0-0	0-0	0	0	0-0
9/20/14	MTSU				Did Not Play				
9/27/14	at Ole Miss				Did Not Play				
10/4/14	at Cincinnati	3	1	4	0-0	0-0	0	1	0-0
10/11/14	Houston	0	0	0	0-0	0-0	0	0	0-0
10/25/14*	at SMU	0	0	0	0-0	0-0	0	0	0-0
10/31/14*	Tulsa	2	0	2	0-0	0-0	0	1	0-0
11/7/14	at Temple	0	0	0	0-0	0-0	0	0	0-0
11/15/14	at Tulane	0	0	0	0-0	0-0	0	0	0-0
11/22/14	USF	0	0	0	0-0	0-0	0	0	0-0
11/29/14	UConn	0	0	0	0-0	0-0	0	0	0-0
12/22/14	vs BYU	0	0	0	0-0	0-0	0	0	0-0
9/5/15	Missouri St	1	1	2	0-0	0-0	0	0	0-0
9/12/15*	at Kansas	2	1	3	0-0	0-0	0	0	0-0
9/19/15*	at BGSU	2	1	3	0-0	0-0	0	1	0-0

#31

DEFENSIVE BACK

ANTHONY YOUNG

SOPHOMORE • 1L

6-0 • 200

MEMPHIS, TENN.
WHITE STATION HS

MAJOR: INTERDISCIPLINARY STUDIES

YOUNG'S CAREER DEFENSIVE STATISTICS

YR	G/S	UT	AT	TOT	PD	FR	FF	TFL	SK	INT
2014	7/0	5	0	5	0	0-0	0	0-0	0-0	0-0

YOUNG'S CAREER HIGHS

Tackles	2 (2x), Tulane, Nov 15, 2014
---------	------------------------------

YOUNG'S GAME-BY-GAME DEFENSE

Date	Opponent	UT	AT	TT	TFL	SK	FF	PB	INT
8/30/14	Austin Peay	2	0	2	0-0	0-0	0	0	0-0
9/6/14	UCLA	0	0	0	0-0	0-0	0	0	0-0
9/20/14	MTSU	1	0	1	0-0	0-0	0	0	0-0
9/27/14	Ole Miss	0	0	0	0-0	0-0	0	0	0-0
10/4/14	Cincinnati				Did Not Play				
10/11/14	Houston				Did Not Play				
10/25/14	SMU				Did Not Play				
11/7/14	Temple				Did Not Play				
11/15/14	Tulane	2	0	2	0-0	0-0	0	0	0-0
11/22/14	USF				Did Not Play				
11/29/14	UConn	0	0	0	0-0	0-0	0	0	0-0
12/22/14	BYU	0	0	0	0-0	0-0	0	0	0-0

#84

TIGHT END

ROBBY YOUNG

R-SOPHOMORE • 1L

6-4 • 255

GERMANTOWN, TENN.
CHRISTIAN BROTHERS HS

MAJOR: MANAGEMENT

YOUNG'S CAREER RECEIVING STATISTICS

YR	G/S	NO	YDS	AVG/C	TDS	LG	REC/G	AVG/G
2014	9/0	1	29	29.0	1	29	0.1	3.2
2015	3/0	0	0	0.0	0	0	0.0	0.0
Total	12/0	1	29	29.0	1	29	0.1	2.6

YOUNG'S CAREER HIGHS

Points Scored	6, SMU, Oct 25, 2014
Touchdowns	1, SMU, Oct 25, 2014
Receptions	1, SMU, Oct 25, 2014
Long Reception	29, SMU, Oct 25, 2014
Receiving Yards	29, SMU, Oct 25, 2014
All-Purpose Yards	29, SMU, Oct 25, 2014

YOUNG'S GAME-BY-GAME RECEIVING

Date	Opponent	No	Yds	Avg	TDS	LG
8/30/14	Austin Peay	0	0	0.0	0	0
9/6/14	at UCLA					
9/20/14	MTSU					
9/27/14	at Ole Miss					
10/4/14	at Cincinnati	0	0	0.0	0	0
10/11/14	Houston					
10/25/14	at SMU	1	29	29.0	1	29
10/31/14	Tulsa	0	0	0.0	0	0
11/7/14	at Temple	0	0	0.0	0	0
11/15/14	at Tulane	0	0	0.0	0	0
11/22/14	USF	0	0	0.0	0	0
11/29/14	UConn	0	0	0.0	0	0
12/22/14	vs BYU	0	0	0.0	0	0
9/5/15	Missouri St	0	0	0.0	0	0
9/12/15	at Kansas	0	0	0.0	0	0
9/19/15	at BGSU	0	0	0.0	0	0



2015 Memphis Football
Memphis Game Results (as of Sep 20, 2015)
All games



Date	Opponent	Score	Overall	Conference	Time	Attend
Sep 05, 2015	MISSOURI STATE	W 63-7	1-0	0-0	3:02	41730
Sep 12, 2015	at Kansas	W 55-23	2-0	0-0	3:20	37798
Sep 19, 2015	at Bowling Green	W 44-41	3-0	0-0	3:37	21178

^Denotes American Athletic Conference game.



2015 Memphis Football
Memphis Overall Team Statistics (as of Sep 20, 2015)
All games



Team Statistics	MEM	OPP
SCORING	162	71
Points Per Game	54.0	23.7
Points Off Turnovers	21	3
FIRST DOWNS	89	57
Rushing	41	21
Passing	39	28
Penalty	9	8
RUSHING YARDAGE	753	348
Yards gained rushing	840	477
Yards lost rushing	87	129
Rushing Attempts	162	105
Average Per Rush	4.6	3.3
Average Per Game	251.0	116.0
TDs Rushing	12	4
PASSING YARDAGE	958	715
Comp-Att-Int	69-88-0	61-108-0
Average Per Pass	10.9	6.6
Average Per Catch	13.9	11.7
Average Per Game	319.3	238.3
TDs Passing	8	5
TOTAL OFFENSE	1711	1063
Total Plays	250	213
Average Per Play	6.8	5.0
Average Per Game	570.3	354.3
KICK RETURNS: #-Yards	6-124	6-90
PUNT RETURNS: #-Yards	8-92	3-19
INT RETURNS: #-Yards	0-0	0-0
KICK RETURN AVERAGE	20.7	15.0
PUNT RETURN AVERAGE	11.5	6.3
INT RETURN AVERAGE	0.0	0.0
FUMBLES-LOST	3-3	8-3
PENALTIES-Yards	23-228	22-218
Average Per Game	76.0	72.7
PUNTS-Yards	10-479	23-908
Average Per Punt	47.9	39.5
Net punt average	42.0	35.5
KICKOFFS-Yards	29-1860	15-960
Average Per Kick	64.1	64.0
Net kick average	42.1	40.7
TIME OF POSSESSION/Game	32:59	27:01
3RD-DOWN Conversions	23/43	17/49
3rd-Down Pct	53%	35%
4TH-DOWN Conversions	4/4	1/3
4th-Down Pct	100%	33%
SACKS BY-Yards	8-56	4-25
MISC YARDS	0	0
TOUCHDOWNS SCORED	21	9
FIELD GOALS-ATTEMPTS	5-5	3-4
ON-SIDE KICKS	0-0	0-0
RED-ZONE SCORES	(19-19) 100%	(7-8) 88%
RED-ZONE TOUCHDOWNS	(16-19) 84%	(5-8) 63%
PAT-ATTEMPTS	(21-21) 100%	(8-9) 89%
ATTENDANCE	41730	58976
Games/Avg Per Game	1/41730	2/29488
Neutral Site Games		0/0

Score by Quarters	1st	2nd	3rd	4th	OT	Total
Memphis	48	35	55	24	0	162
Opponents	24	16	21	10	0	71



2015 Memphis Football
Memphis Overall Individual Statistics (as of Sep 20, 2015)
All games



Rushing	gp	att	gain	loss	net	avg	td	lg	avg/g
COOPER, Jarvis	3	36	174	0	174	4.8	3	14	58.0
HENDERSON, Jamariu	2	26	158	8	150	5.8	2	26	75.0
DORCEUS, Doroland	3	29	143	0	143	4.9	4	17	47.7
CRAFT, Sam	3	30	160	23	137	4.6	2	17	45.7
FRAZIER, Mose	3	6	66	3	63	10.5	1	60	21.0
LYNCH, Paxton	3	16	83	25	58	3.6	0	20	19.3
WALLACE, Tearris	2	3	12	0	12	4.0	0	6	6.0
MILLER, Anthony	3	4	12	0	12	3.0	0	6	4.0
OGLESBY, Jae'Lon	2	1	11	0	11	11.0	0	11	5.5
JACOBS, Nick	2	1	11	0	11	11.0	0	11	5.5
HOLGORSSEN, Clay	2	2	6	0	6	3.0	0	3	3.0
LEE, Darius	1	1	4	0	4	4.0	0	4	4.0
TEAM	2	4	0	7	-7	-1.8	0	0	-3.5
JONES, Tevin	3	2	0	7	-7	-3.5	0	0	-2.3
PROCTOR, Roderick	3	1	0	14	-14	-14.0	0	0	-4.7
Total	3	162	840	87	753	4.6	12	60	251.0
Opponents	3	105	477	129	348	3.3	4	29	116.0

Passing	gp	effic	comp-att-int	pct	yds	td	lg	avg/g
LYNCH, Paxton	3	191.57	59-77-0	76.6	818	6	60	272.7
HOLGORSSEN, Clay	2	203.64	9-10-0	90.0	96	1	17	48.0
MAYHUE, Phil	3	799.60	1-1-0	100.0	44	1	44	14.7
Total	3	199.85	69-88-0	78.4	958	8	60	319.3
Opponents	3	127.37	61-108-0	56.5	715	5	94	238.3

Receiving	gp	no.	yds	avg	td	lg	avg/g
FRAZIER, Mose	3	17	232	13.6	2	44	77.3
MAYHUE, Phil	3	9	124	13.8	0	32	41.3
MILLER, Anthony	3	7	112	16.0	0	34	37.3
PROCTOR, Roderick	3	7	86	12.3	0	32	28.7
JONES, Tevin	3	5	119	23.8	2	48	39.7
CROSS, Alan	3	5	64	12.8	0	21	21.3
MONTIEL, Daniel	3	5	39	7.8	2	23	13.0
CRAFT, Sam	3	4	76	19.0	1	60	25.3
OGLESBY, Jae'Lon	2	4	54	13.5	1	30	27.0
McKILLION, Greg	2	3	29	9.7	0	17	14.5
COOPER, Jarvis	3	1	9	9.0	0	9	3.0
DORCEUS, Doroland	3	1	8	8.0	0	8	2.7
HURD, Daniel	2	1	6	6.0	0	6	3.0
Total	3	69	958	13.9	8	60	319.3
Opponents	3	61	715	11.7	5	94	238.3

Punt Returns	no.	yds	avg	td	lg
PROCTOR, Roderick	8	92	11.5	1	63
Total	8	92	11.5	1	63
Opponents	3	19	6.3	0	16

Interceptions	no.	yds	avg	td	lg
Total	0	0	0.0	0	0
Opponents	0	0	0.0	0	0

Kick Returns	no.	yds	avg	td	lg
CRAFT, Sam	5	94	18.8	0	23
OGLESBY, Jae'Lon	1	30	30.0	0	30
Total	6	124	20.7	0	30
Opponents	6	90	15.0	0	20

Fumble Returns	no.	yds	avg	td	lg
Total	0	0	0.0	0	0
Opponents	1	2	2.0	0	2



2015 Memphis Football
Memphis Overall Individual Statistics (as of Sep 20, 2015)
All games



Scoring	td	fg	PAT				dxp	saf	pts
			kick	rush	rcv	pass			
ELLIOTT, Jake	-	5-5	21-21	-	-	-	-	-	36
DORCEUS, Doroland	4	-	-	-	-	-	-	-	24
CRAFT, Sam	3	-	-	-	-	-	-	-	18
FRAZIER, Mose	3	-	-	-	-	-	-	-	18
COOPER, Jarvis	3	-	-	-	-	-	-	-	18
JONES, Tevin	2	-	-	-	-	-	-	-	12
MONTIEL, Daniel	2	-	-	-	-	-	-	-	12
HENDERSON, Jamariu	2	-	-	-	-	-	-	-	12
OGLESBY, Jae'Lon	1	-	-	-	-	-	-	-	6
PROCTOR, Roderick	1	-	-	-	-	-	-	-	6
Total	21	5-5	21-21	-	-	-	-	-	162
Opponents	9	3-4	8-9	-	-	-	-	-	71

Total Offense	g	plays	rush	pass	total	avg/g
LYNCH, Paxton	3	93	58	818	876	292.0
COOPER, Jarvis	3	36	174	0	174	58.0
HENDERSON, Jamariu	2	26	150	0	150	75.0
DORCEUS, Doroland	3	29	143	0	143	47.7
CRAFT, Sam	3	30	137	0	137	45.7
HOLGORSEN, Clay	2	12	6	96	102	51.0
FRAZIER, Mose	3	6	63	0	63	21.0
MAYHUE, Phil	3	1	0	44	44	14.7
MILLER, Anthony	3	4	12	0	12	4.0
WALLACE, Tearris	2	3	12	0	12	6.0
OGLESBY, Jae'Lon	2	1	11	0	11	5.5
JACOBS, Nick	2	1	11	0	11	5.5
LEE, Darius	1	1	4	0	4	4.0
JONES, Tevin	3	2	-7	0	-7	-2.3
TEAM	2	4	-7	0	-7	-3.5
PROCTOR, Roderick	3	1	-14	0	-14	-4.7
Total	3	250	753	958	1711	570.3
Opponents	3	213	348	715	1063	354.3

Field Goals	fg	pct.	01-19	20-29	30-39	40-49	50-99	lg	blk
ELLIOTT, Jake	5-5	100.0	0-0	2-2	2-2	0-0	1-1	52	0
FG Sequence	Memphis				Opponents				
Missouri State	-				-				
Kansas	(27),(32)				(30),(33),(51)				
Bowling Green	(34),(52),(29)				48				

Numbers in (parentheses) indicate field goal was made.

Punting	no.	yds	avg	lg	tb	fc	i20	50+	blk
SMITH, Spencer	9	432	48.0	55	1	3	5	5	0
JACOBS, Nick	1	47	47.0	47	1	0	0	0	0
Total	10	479	47.9	55	2	3	5	5	0
Opponents	23	908	39.5	53	0	7	5	3	0
Kickoffs	no.	yds	avg	tb	ob	retn	net	ydln	
ELLIOTT, Jake	29	1860	64.1	22	1				
Total	29	1860	64.1	22	1	15.0	42.1	22	
Opponents	15	960	64.0	9	0	20.7	40.7	24	



2015 Memphis Football
Memphis Overall Individual Statistics (as of Sep 20, 2015)
All games



All Purpose	g	rush	rcv	pr	kr	ir	total	avg/g
CRAFT, Sam	3	137	76	0	94	0	307	102.3
FRAZIER, Mose	3	63	232	0	0	0	295	98.3
COOPER, Jarvis	3	174	9	0	0	0	183	61.0
PROCTOR, Rod	3	-14	86	92	0	0	164	54.7
DORCEUS, Dor	3	143	8	0	0	0	151	50.3
HENDERSON, J	2	150	0	0	0	0	150	75.0
MILLER, Anthon	3	12	112	0	0	0	124	41.3
MAYHUE, Phil	3	0	124	0	0	0	124	41.3
JONES, Tevin	3	-7	119	0	0	0	112	37.3
OGLESBY, Jae'	2	11	54	0	30	0	95	47.5
CROSS, Alan	3	0	64	0	0	0	64	21.3
LYNCH, Paxton	3	58	0	0	0	0	58	19.3
MONTIEL, Dani	3	0	39	0	0	0	39	13.0
McKILLION, Gre	2	0	29	0	0	0	29	14.5
WALLACE, Tear	2	12	0	0	0	0	12	6.0
JACOBS, Nick	2	11	0	0	0	0	11	5.5
HOLGORSEN,	2	6	0	0	0	0	6	3.0
HURD, Daniel	2	0	6	0	0	0	6	3.0
LEE, Darius	1	4	0	0	0	0	4	4.0
TEAM	2	-7	0	0	0	0	-7	-3.5
Total	3	753	958	92	124	0	1927	642.3
Opponents	3	348	715	19	90	0	1172	390.7



2015 Memphis Football
Memphis Overall Defensive Statistics (as of Sep 20, 2015)
All games



#	Defensive Leaders	gp	Tackles				Sacks		Pass defense			Fumbles		blkd		
			ua	a	tot	tfl/yds	no-yds		int-yds	brup	qbh	rcv-yds	ff	kick	saf	
34	DILLON, Jackson	3	10	4	14	1.0-1	1-0
30	WHITE, Shareef	3	10	2	12	3.0-9
16	McMANIS, Wynton	3	9	2	11	1.5-9	1.0-8	1-0
39	BALL, Reggis	3	7	3	10
8	MAULET, Arthur	3	10	.	10	4
12	LANIER, Chauncey	3	10	.	10	3
6	AVERY, Genard	3	8	1	9	1.0-7	1.0-7	.	.	.	1
53	PEGUES, Leonard	2	5	4	9
17	MORLEY, Chris	3	6	3	9	2
32	TERRY, DaShaughn	3	6	3	9
58	PENNINGTON, Donald	3	7	1	8	4.5-18	2.5-15
27	WITTY, Dion	3	5	3	8	0.5-1	.	.	.	2	.	.	1	.	.	.
45	ROBINSON, Noah	3	2	5	7	1	1
95	EDWARDS, Michael	3	3	4	7	1.0-8	0.5-7	1	.	.	.
10	NELSON, Dontrell	3	6	1	7
15	JOHNSON, Christian	3	2	2	4	1.0-6	1.0-6	.	.	.	1
33	SUMPTER, Phillip	2	4	.	4	1.0-3
14	BRADY, Latarius	3	4	.	4	1.0-6	1.0-6
7	AKINS, Curtis	2	4	.	4
91	HUNTER, Ricky	3	2	2	4	0.5-2
98	GENTRY, Jared	2	2	.	2	1
50	HARDEN, Lenard	3	1	1	2
41	MORGAN, Trevor	3	1	1	2
9	COLLINS, Jamil	2	2	.	2
13	MONTGOMERY, DeMarco	2	2	.	2	1.0-7	1.0-7
2	NORTHERN, Ty	2	1	.	1	1-0
23	ROSS, B.J.	2	1	.	1
43	JORDAN, Deandre	2	1	.	1
12	LYNCH, Paxton	3	1	.	1
97	COOPER, Emanuel	2	1	.	1
93	CROSBY, Cortez	1	1	.	1
TM	TEAM	2	1	.	1	1	.	.	.
29	PORTER, Darian	2	1
Total		3	135	42	177	17-77	8-56	.	.	13	4	3-0	3	.	.	.
Opponents		3	165	94	259	14-81	4-25	.	.	5	3	3-2	2	.	.	.



2015 Memphis Football
Memphis Total Tackles Game-by-Game (as of Sep 20, 2015)
All games



Total Tackles	UA-A	Total	MSU	KU	BGSU
DILLON, Jackson LB	10-4	14	2-0	6-2	2-2
WHITE, Shareef LB	10-2	12	-	6-1	4-1
McMANIS, Wynton LB	9-2	11	3-0	2-0	4-2
MAULET, Arthur DB	10-0	10	3-0	3-0	4-0
BALL, Reggis DB	7-3	10	1-1	4-0	2-2
LANIER, C DB	10-0	10	1-0	5-0	4-0
AVERY, Genard LB	8-1	9	2-0	5-1	1-0
TERRY, D DB	6-3	9	3-0	2-1	1-2
PEGUES, Leonard LB	5-4	9	DNP	1-0	4-4
MORLEY, Chris DB	6-3	9	1-1	3-1	2-1
WITTY, Dion DB	5-3	8	1-1	2-1	2-1
PENNINGTON, D DL	7-1	8	2-0	2-1	3-0
ROBINSON, Noah LB	2-5	7	2-0	0-3	0-2
EDWARDS, M DL	3-4	7	1-1	2-2	0-1
NELSON, D DB	6-1	7	1-0	4-0	1-1
JOHNSON, C DE	2-2	4	1-0	0-1	1-1
BRADY, Latarius DE	4-0	4	2-0	-	2-0
AKINS, Curtis LB	4-0	4	1-0	3-0	DNP
HUNTER, Ricky DE	2-2	4	1-0	-	1-2
SUMPTER, P DB	4-0	4	3-0	1-0	DNP
HARDEN, Lenard LB	1-1	2	-	-	1-1
MONTGOMERY, D DE	2-0	2	1-0	1-0	DNP
COLLINS, Jamil DB	2-0	2	2-0	-	DNP
GENTRY, Jared DL	2-0	2	1-0	1-0	DNP
MORGAN, Trevor	1-1	2	1-0	-	0-1
JORDAN, Deandre DB	1-0	1	1-0	-	DNP
ROSS, B.J. DB	1-0	1	-	1-0	DNP
LYNCH, Paxton	1-0	1	-	1-0	-
CROSBY, Cortez DL	1-0	1	1-0	DNP	DNP
COOPER, E DL	1-0	1	1-0	-	DNP
NORTHERN, Ty DB	1-0	1	1-0	-	DNP
TEAM	1-0	1	-	-	1-0



2015 Memphis Football
Memphis Team Game-by-Game (as of Sep 20, 2015)
All games



TEAM STATISTICS

Date	Opponent	Rushing				Receiving				Passing				Kick Returns				Punt Returns				tot off
		no.	yds	td	lg	no.	yds	td	lg	cmp-att-int	yds	td	lg	no.	yds	td	lg	no.	yds	td	lg	
Sep 05	MISSOURI STATE	60	317	5	26	16	202	3	44	16-21-0	202	3	44	1	30	0	30	3	84	1	63	519
Sep 12	at Kansas	52	281	5	60	24	370	2	42	24-27-0	370	2	42	1	23	0	23	4	13	0	8	651
Sep 19	at Bowling Green	50	155	2	17	29	386	3	60	29-40-0	386	3	60	4	71	0	21	1	-5	0	0	541
		162	753	12	60	69	958	8	60	69-88-0	958	8	60	6	124	0	30	8	92	1	63	1711
Opponents		105	348	4	29	61	715	5	94	61-108-0	715	5	94	6	90	0	20	3	19	0	16	1063

Games: 3 • Avg/rush: 4.6 • Avg/catch: 13.9 • Pass effic: 199.85 • KR avg: 20.7 • PR avg: 11.5 • All purpose avg/game: 642.3 • Total offense avg/gm: 570.3

Date	Opponent	Tackles				Sacks	Fumble		Pass Defense			blkd kick	PAT Attempts			off		
		ua	a	total	tfl-yds		ff	fr-yds	int-yds	qbh	brup		kick	rush	rcv	saf	t/o	pts
Sep 05	MISSOURI STATE	40	4	44	4.0-12	1.0-6	2	3-0	0-0	2	2	0	9-9	0	0	0	21	63
Sep 12	at Kansas	55	14	69	7.0-34	3.0-27	0	0-0	0-0	2	3	0	7-7	0	0	0	0	55
Sep 19	at Bowling Green	40	24	64	6.0-31	4.0-23	1	0-0	0-0	0	8	0	5-5	0	0	0	0	44
		135	42	177	17.0-77	8.0-56	3	3-0	0-0	4	13	0	21-21	0	0	0	21	162
Opponents		165	94	259	14.0-81	4.0-25	2	3-2	0-0	3	5	0	8-9	0	0	0	3	71

		Punting									Field Goals			Kickoffs				
Date	Opponent	no.	yds	avg	long	blkd	tb	fc	50+	i20	md-att	long	blkd	no.	yds	avg	tb	ob
Sep 05	MISSOURI STATE	4	186	46.5	55	0	1	2	2	2	0-0	0	0	10	631	63.1	8	0
Sep 12	at Kansas	2	101	50.5	54	0	1	0	1	0	2-2	32	0	10	649	64.9	8	0
Sep 19	at Bowling Green	4	192	48.0	53	0	0	1	2	3	3-3	52	0	9	580	64.4	6	1
		10	479	47.9	55	0	2	3	5	5	5-5	52	0	29	1860	64.1	22	1
Opponents		23	908	39.5	53	0	0	7	3	5	3-4	51	0	15	960	64.0	9	0



2015 Memphis Football
Memphis Opponent Game-by-Game (as of Sep 20, 2015)
All games



OPPONENT STATISTICS

Date	Opponent	Rushing				Receiving				Passing				Kick Returns				Punt Returns				tot off
		no.	yds	td	lg	no.	yds	td	lg	cmp-att-int	yds	td	lg	no.	yds	td	lg	no.	yds	td	lg	
Sep 05	MISSOURI STATE	30	18	0	14	15	107	1	28	15-25-0	107	1	28	2	34	0	17	1	16	0	16	125
Sep 12	at Kansas	46	194	2	29	18	165	0	22	18-38-0	165	0	22	2	38	0	20	1	-3	0	0	359
Sep 19	at Bowling Green	29	136	2	29	28	443	4	94	28-45-0	443	4	94	2	18	0	13	1	6	0	6	579
		105	348	4	29	61	715	5	94	61-108-0	715	5	94	6	90	0	20	3	19	0	16	1063
Memphis		162	753	12	60	69	958	8	60	69-88-0	958	8	60	6	124	0	30	8	92	1	63	1711

Games: 3 • Avg/rush: 3.3 • Avg/catch: 11.7 • Pass effic: 127.37 • KR avg: 15.0 • PR avg: 6.3 • All purpose avg/game: 390.7 • Total offense avg/gm: 354.3

		Tackles				Sacks	Fumble		Pass Defense			blkd	PAT Attempts			off		
Date	Opponent	ua	a	total	tfl-yds	no-yds	ff	fr-yds	int-yds	qbh	brup	kick	kick	rush	rcv	saf	t/o	pts
Sep 05	MISSOURI STATE	60	18	78	3.0-12	0.0-0	0	0-0	0-0	0	0	0	1-1	0	0	0	0	7
Sep 12	at Kansas	64	10	74	3.0-26	2.0-12	2	3-2	0-0	1	1	0	2-2	0	0	0	3	23
Sep 19	at Bowling Green	41	66	107	8.0-43	2.0-13	0	0-0	0-0	2	4	0	5-6	0	0	0	0	41
		165	94	259	14.0-81	4.0-25	2	3-2	0-0	3	5	0	8-9	0	0	0	3	71
Memphis		135	42	177	17.0-77	8.0-56	3	3-0	0-0	4	13	0	21-21	0	0	0	21	162

		Punting									Field Goals			Kickoffs				
Date	Opponent	no.	yds	avg	long	blkd	tb	fc	50+	i20	md-att	long	blkd	no.	yds	avg	tb	ob
Sep 05	MISSOURI STATE	10	399	39.9	53	0	0	2	2	2	0-0	0	0	2	130	65.0	1	0
Sep 12	at Kansas	8	293	36.6	43	0	0	4	0	1	3-3	51	0	6	390	65.0	5	0
Sep 19	at Bowling Green	5	216	43.2	53	0	0	1	1	2	0-1	0	0	7	440	62.9	3	0
		23	908	39.5	53	0	0	7	3	5	3-4	51	0	15	960	64.0	9	0
Memphis		10	479	47.9	55	0	2	3	5	5	5-5	52	0	29	1860	64.1	22	1



2015 Memphis Football
Memphis Red-Zone Results (as of Sep 20, 2015)
All games



Memphis Inside Opponent Red-Zone

Date	Opponent	Score								Failed to score inside RZ						
			Times In RZ	Times Scored	Total Pts	TDs	Rush TDs	Pass TDs	FGs Made	FGA	Down	Int	Fumb	Half	Game	
Sep 05, 2015	MISSOURI STATE	W 63-7	7	7	49	7	5	2	0	0	0	0	0	0	0	0
Sep 12, 2015	at Kansas	W 55-23	7	7	45	6	4	2	1	0	0	0	0	0	0	0
Sep 19, 2015	at Bowling Green	W 44-41	5	5	27	3	2	1	2	0	0	0	0	0	0	0
Totals			19	19	121	16	11	5	3	0	0	0	0	0	0	0

19 of 19 (100.0%)

Opponents Inside Memphis Red-Zone

Date	Opponent	Score								Failed to score inside RZ						
			Times In RZ	Times Scored	Total Pts	TDs	Rush TDs	Pass TDs	FGs Made	FGA	Down	Int	Fumb	Half	Game	
Sep 05, 2015	MISSOURI STATE	W 63-7	1	1	7	1	0	1	0	0	0	0	0	0	0	0
Sep 12, 2015	at Kansas	W 55-23	5	4	20	2	2	0	2	0	1	0	0	0	0	0
Sep 19, 2015	at Bowling Green	W 44-41	2	2	13	2	1	1	0	0	0	0	0	0	0	0
Totals			8	7	40	5	3	2	2	0	1	0	0	0	0	0

7 of 8 (87.5%)



2015 Memphis Football
Memphis By-Quarter Statistics (as of Sep 20, 2015)
All games



3rd-Down Conversions

Date	Opponent	Score	Overall	1st Qtr	2nd Qtr	3rd Qtr	4th Qtr	Overtime
Sep 05, 2015	MISSOURI STATE	W 63-7	9-14 64.3	3-4 75.0	2-3 66.7	3-4 75.0	1-3 33.3	
Sep 12, 2015	at Kansas	W 55-23	5-9 55.6	1-3 33.3	1-2 50.0	1-2 50.0	2-2 100.0	
Sep 19, 2015	at Bowling Green	W 44-41	9-20 45.0	1-3 33.3	3-5 60.0	4-7 57.1	1-5 20.0	
	Memphis		23-43 53.5	5-10 50.0	6-10 60.0	8-13 61.5	4-10 40.0	0-0 0.0
	Opponents		17-49 34.7	4-15 26.7	7-14 50.0	5-9 55.6	1-11 9.1	0-0 0.0

4th-Down Conversions

Date	Opponent	Score	Overall	1st Qtr	2nd Qtr	3rd Qtr	4th Qtr	Overtime
Sep 05, 2015	MISSOURI STATE	W 63-7	1-1 100.0	0-0 0.0	0-0 0.0	1-1 100.0	0-0 0.0	
Sep 12, 2015	at Kansas	W 55-23	0-0 0.0	0-0 0.0	0-0 0.0	0-0 0.0	0-0 0.0	
Sep 19, 2015	at Bowling Green	W 44-41	3-3 100.0	0-0 0.0	0-0 0.0	2-2 100.0	1-1 100.0	
	Memphis		4-4 100.0	0-0 0.0	0-0 0.0	3-3 100.0	1-1 100.0	0-0 0.0
	Opponents		1-3 33.3	0-0 0.0	0-0 0.0	1-1 100.0	0-2 0.0	0-0 0.0

Time of Possession

Date	Opponent	Score	Overall	1st Qtr	2nd Qtr	3rd Qtr	4th Qtr	Overtime
Sep 05, 2015	MISSOURI STATE	W 63-7	33:50	8:14	7:50	10:08	7:38	
Sep 12, 2015	at Kansas	W 55-23	28:26	7:13	8:13	4:43	8:17	
Sep 19, 2015	at Bowling Green	W 44-41	36:41	7:29	8:34	10:17	10:21	
	Memphis	Total	98:57	22:56	24:37	25:08	26:16	0:00
		Avg.	32:59	7:38	8:12	8:22	8:45	0:00
	Opponents	Total	81:03	22:04	20:23	19:52	18:44	0:00
		Avg.	27:01	7:21	6:47	6:37	6:14	0:00



2015 Memphis Football

Memphis - Long Plays



20-YARD PLUS PLAYS

Yds	Type	Player(s)	Opponent
63*	PR	PROCTOR, Roderick	Missouri State
60*	Pass	CRAFT, Sam from LYNCH, Paxton	Bowling Green
60*	Rush	FRAZIER, Mose	Kansas
48*	Pass	JONES, Tevin from LYNCH, Paxton	Bowling Green
44*	Pass	FRAZIER, Mose from MAYHUE, Phil	Missouri State
42	Pass	FRAZIER, Mose from LYNCH, Paxton	Kansas
34	Pass	MILLER, Anthony from LYNCH, Paxton	Bowling Green
32	Pass	JONES, Tevin from LYNCH, Paxton	Bowling Green
32	Pass	MAYHUE, Phil from LYNCH, Paxton	Kansas
32	Pass	PROCTOR, Roderick from LYNCH, Paxton	Missouri State
30	Pass	OGLESBY, Jae'Lon from LYNCH, Paxton	Kansas
30	KR	OGLESBY, Jae'Lon	Missouri State
26	Rush	HENDERSON, Jamarius	Missouri State
26	Pass	FRAZIER, Mose from LYNCH, Paxton	Bowling Green
26	Pass	MILLER, Anthony from LYNCH, Paxton	Kansas
24	Pass	FRAZIER, Mose from LYNCH, Paxton	Bowling Green
24	Pass	PROCTOR, Roderick from LYNCH, Paxton	Bowling Green
23	KR	CRAFT, Sam	Kansas
23	Pass	MONTIEL, Daniel from LYNCH, Paxton	Kansas
21	Pass	CROSS, Alan from LYNCH, Paxton	Kansas
21	KR	CRAFT, Sam	Bowling Green
20	Rush	LYNCH, Paxton	Missouri State
20	Pass	MILLER, Anthony from LYNCH, Paxton	Kansas

* touchdown scored on play

LONG PLAYS BY THE NUMBERS

Long Plays By Yards	No.	TD
100+	0	0
90-99	0	0
80-89	0	0
70-79	0	0
60-69	3	3
50-59	0	0
40-49	3	2
30-39	6	0
20-29	11	0
Long Plays By Type		
Rushing	3	1
Passing	16	3
Punt returns	1	1
Kick returns	3	0
Interceptions	0	0
Fumble returns	0	0
Other	0	0
TOTAL	23	5

20-YARD PLUS BY PLAYER

Player	No.	TD	R	P	KR	PR	IR	FR
FRAZIER, Mose	5	2	1	4	0	0	0	0
CRAFT, Sam	3	1	0	1	2	0	0	0
PROCTOR, Roderick	3	1	0	2	0	1	0	0
MILLER, Anthony	3	0	0	3	0	0	0	0
JONES, Tevin	2	1	0	2	0	0	0	0
OGLESBY, Jae'Lon	2	0	0	1	1	0	0	0
LYNCH, Paxton	1	0	1	0	0	0	0	0
CROSS, Alan	1	0	0	1	0	0	0	0
MONTIEL, Daniel	1	0	0	1	0	0	0	0
HENDERSON, Jamarius	1	0	1	0	0	0	0	0
MAYHUE, Phil	1	0	0	1	0	0	0	0
TOTAL	23	5	3	16	3	1	0	0

LONGEST PLAYS OF THE YEAR

Rushing

60 FRAZIER, Mose vs Kansas (9/12/2015)

Rushing Touchdown

60 FRAZIER, Mose vs Kansas (9/12/2015)

Passing

60 CRAFT, Sam from LYNCH, Paxton
vs Bowling Green (9/19/2015)

Passing Touchdown

60 CRAFT, Sam from LYNCH, Paxton
vs Bowling Green (9/19/2015)

Punt Return

63 PROCTOR, Roderick vs Missouri State (9/5/2015)

Kick Return

30 OGLESBY, Jae'Lon vs Missouri State (9/5/2015)

Interception Return

None

Fumble Return

None

Punt

55 SMITH, Spencer vs Missouri State (9/5/2015)

Field Goal

52 ELLIOTT, Jake vs Bowling Green (9/19/2015)



2015 Memphis Football
Memphis Game Superlatives (as of Sep 20, 2015)
All games



INDIVIDUAL GAME HIGHS

Rushes	18	COOPER, Jarvis vs Missouri State (Sep 05, 2015)
Yards Rushing	102	COOPER, Jarvis vs Missouri State (Sep 05, 2015)
TD Rushes	2	COOPER, Jarvis vs Missouri State (Sep 05, 2015)
	2	DORCEUS, Doroland vs Missouri State (Sep 05, 2015)
Long Rush	60	FRAZIER, Mose at Kansas (Sep 12, 2015)
Pass attempts	40	LYNCH, Paxton at Bowling Green (Sep 19, 2015)
Pass completions	29	LYNCH, Paxton at Bowling Green (Sep 19, 2015)
Yards Passing	386	LYNCH, Paxton at Bowling Green (Sep 19, 2015)
TD Passes	3	LYNCH, Paxton at Bowling Green (Sep 19, 2015)
Long Pass	60	LYNCH, Paxton at Bowling Green (Sep 19, 2015)
Receptions	7	FRAZIER, Mose at Bowling Green (Sep 19, 2015)
Yards Receiving	98	JONES, Tevin at Bowling Green (Sep 19, 2015)
TD Receptions	2	FRAZIER, Mose vs Missouri State (Sep 05, 2015)
Long Reception	60	CRAFT, Sam at Bowling Green (Sep 19, 2015)
Field Goals	3	ELLIOTT, Jake at Bowling Green (Sep 19, 2015)
Long Field Goal	52	ELLIOTT, Jake at Bowling Green (Sep 19, 2015)
Punts	4	SMITH, Spencer vs Missouri State (Sep 05, 2015)
	4	SMITH, Spencer at Bowling Green (Sep 19, 2015)
Punting Avg	54.0	SMITH, Spencer at Kansas (Sep 12, 2015)
Long Punt	55	SMITH, Spencer vs Missouri State (Sep 05, 2015)
Punts inside 20	3	SMITH, Spencer at Bowling Green (Sep 19, 2015)
Long Punt Return	63	PROCTOR, Roderick vs Missouri State (Sep 05, 2015)
Long Kickoff Return	30	OGLESBY, Jae'Lon vs Missouri State (Sep 05, 2015)
Tackles	8	DILLON, Jackson at Kansas (Sep 12, 2015)
	8	PEGUES, Leonard at Bowling Green (Sep 19, 2015)
Sacks	1.5	PENNINGTON, Donald at Kansas (Sep 12, 2015)
Tackles For Loss	2.5	PENNINGTON, Donald at Kansas (Sep 12, 2015)



2015 Memphis Football
Memphis Game Superlatives (as of Sep 20, 2015)
All games



TEAM GAME HIGHS

Rushes	60	vs Missouri State (Sep 05, 2015)
Yards Rushing	317	vs Missouri State (Sep 05, 2015)
Yards Per Rush	5.4	at Kansas (Sep 12, 2015)
TD Rushes	5	vs Missouri State (Sep 05, 2015)
	5	at Kansas (Sep 12, 2015)
Pass attempts	40	at Bowling Green (Sep 19, 2015)
Pass completions	29	at Bowling Green (Sep 19, 2015)
Yards Passing	386	at Bowling Green (Sep 19, 2015)
Yards Per Pass	13.7	at Kansas (Sep 12, 2015)
TD Passes	3	vs Missouri State (Sep 05, 2015)
	3	at Bowling Green (Sep 19, 2015)
Total Plays	90	at Bowling Green (Sep 19, 2015)
Total Offense	651	at Kansas (Sep 12, 2015)
Yards Per Play	8.2	at Kansas (Sep 12, 2015)
Points	63	vs Missouri State (Sep 05, 2015)
Sacks By	4	at Bowling Green (Sep 19, 2015)
First Downs	34	at Kansas (Sep 12, 2015)
Penalties	9	vs Missouri State (Sep 05, 2015)
Penalty Yards	92	vs Missouri State (Sep 05, 2015)
Turnovers	3	at Kansas (Sep 12, 2015)
Punts	4	vs Missouri State (Sep 05, 2015)
	4	at Bowling Green (Sep 19, 2015)
Punting Avg	50.5	at Kansas (Sep 12, 2015)
Long Punt	55	vs Missouri State (Sep 05, 2015)
Punts inside 20	3	at Bowling Green (Sep 19, 2015)
Long Punt Return	63	vs Missouri State (Sep 05, 2015)



2015 Memphis Football
Memphis Game Superlatives (as of Sep 20, 2015)
All games



OPPONENT INDIVIDUAL GAME HIGHS

Rushes	16	Kinner,K., at Kansas (Sep 12, 2015)
Yards Rushing	113	Kinner,K., at Kansas (Sep 12, 2015)
TD Rushes	1	Kinner,K., at Kansas (Sep 12, 2015)
	1	Cozart,M., at Kansas (Sep 12, 2015)
	1	JOHNSON, Matt, at Bowling Green (Sep 19, 2015)
	1	WILSON, Donovan, at Bowling Green (Sep 19, 2015)
Long Rush	29	Kinner,K., at Kansas (Sep 12, 2015)
	29	GREENE, Travis, at Bowling Green (Sep 19, 2015)
Pass attempts	44	JOHNSON, Matt, at Bowling Green (Sep 19, 2015)
Pass completions	28	JOHNSON, Matt, at Bowling Green (Sep 19, 2015)
Yards Passing	443	JOHNSON, Matt, at Bowling Green (Sep 19, 2015)
TD Passes	4	JOHNSON, Matt, at Bowling Green (Sep 19, 2015)
Long Pass	94	JOHNSON, Matt, at Bowling Green (Sep 19, 2015)
Receptions	8	BURBRINK, Ryan, at Bowling Green (Sep 19, 2015)
Yards Receiving	261	LEWIS, Roger, at Bowling Green (Sep 19, 2015)
TD Receptions	3	LEWIS, Roger, at Bowling Green (Sep 19, 2015)
Long Reception	94	LEWIS, Roger, at Bowling Green (Sep 19, 2015)
Field Goals	2	Bartolotta,N., at Kansas (Sep 12, 2015)
Long Field Goal	51	Wyman,M., at Kansas (Sep 12, 2015)
Punts	10	Chris Sullens, vs Missouri State (Sep 05, 2015)
Punting Avg	43.2	DAVIDSON, J., at Bowling Green (Sep 19, 2015)
Long Punt	53	Chris Sullens, vs Missouri State (Sep 05, 2015)
	53	DAVIDSON, J., at Bowling Green (Sep 19, 2015)
Punts inside 20	2	Chris Sullens, vs Missouri State (Sep 05, 2015)
	2	DAVIDSON, J., at Bowling Green (Sep 19, 2015)
Long Punt Return	16	Deion Holliman, vs Missouri State (Sep 05, 2015)
Long Kickoff Return	20	Sims,S., at Kansas (Sep 12, 2015)
Tackles	20	VALDEZ, Austin, at Bowling Green (Sep 19, 2015)
Sacks	2.0	Goodman,B., at Kansas (Sep 12, 2015)
Tackles For Loss	2.0	Goodman,B., at Kansas (Sep 12, 2015)



2015 Memphis Football
Memphis Game Superlatives (as of Sep 20, 2015)
All games



OPPONENT TEAM GAME HIGHS

Rushes	46	at Kansas (Sep 12, 2015)
Yards Rushing	194	at Kansas (Sep 12, 2015)
Yards Per Rush	4.7	at Bowling Green (Sep 19, 2015)
TD Rushes	2	at Kansas (Sep 12, 2015)
	2	at Bowling Green (Sep 19, 2015)
Pass attempts	45	at Bowling Green (Sep 19, 2015)
Pass completions	28	at Bowling Green (Sep 19, 2015)
Yards Passing	443	at Bowling Green (Sep 19, 2015)
Yards Per Pass	9.8	at Bowling Green (Sep 19, 2015)
TD Passes	4	at Bowling Green (Sep 19, 2015)
Total Plays	84	at Kansas (Sep 12, 2015)
Total Offense	579	at Bowling Green (Sep 19, 2015)
Yards Per Play	7.8	at Bowling Green (Sep 19, 2015)
Points	41	at Bowling Green (Sep 19, 2015)
Sacks By	2	at Kansas (Sep 12, 2015)
	2	at Bowling Green (Sep 19, 2015)
First Downs	24	at Bowling Green (Sep 19, 2015)
Penalties	10	at Bowling Green (Sep 19, 2015)
Penalty Yards	92	at Bowling Green (Sep 19, 2015)
Turnovers	3	vs Missouri State (Sep 05, 2015)
Punts	10	vs Missouri State (Sep 05, 2015)
Punting Avg	43.2	at Bowling Green (Sep 19, 2015)
Long Punt	53	vs Missouri State (Sep 05, 2015)
	53	at Bowling Green (Sep 19, 2015)
Punts inside 20	2	vs Missouri State (Sep 05, 2015)
	2	at Bowling Green (Sep 19, 2015)
Long Punt Return	16	vs Missouri State (Sep 05, 2015)



2015 Memphis Football
Memphis Passing Game-by-Game (as of Sep 20, 2015)
All games



#12 LYNCH, Paxton	Comp	Att	Int	Pct	Yards	TD	Long	Sacked	Effic
Missouri State	8	12	0	66.7	78	1	32	0-0	148.77
Kansas	22	25	0	88.0	354	2	42	2-12	233.34
Bowling Green	29	40	0	72.5	386	3	60	2-13	178.31
TOTALS	59	77	0	76.6	818	6	60	4-25	191.57

#10 HOLGORSEN, Clay	Comp	Att	Int	Pct	Yards	TD	Long	Sacked	Effic
Missouri State	7	8	0	87.5	80	1	17	0-0	212.75
Kansas	2	2	0	100.0	16	0	9	0-0	167.20
TOTALS	9	10	0	90.0	96	1	17	0-0	203.64

#89 MAYHUE, Phil	Comp	Att	Int	Pct	Yards	TD	Long	Sacked	Effic
Missouri State	1	1	0	100.0	44	1	44	0-0	799.60
TOTALS	1	1	0	100.0	44	1	44	0-0	799.60



2015 Memphis Football
Memphis Rushing/Receiving Game-by-Game (as of Sep 20, 2015)
All games



RUSHING	No-Yds/TD	MSU	KU	BGSU
COOPER, Jarvis RB	36-174/3	18-102/2	9-57/1	9-15/0
HENDERSON, J RB	26-150/2	15-73/1	11-77/1	DNP
DORCEUS, D RB	29-143/4	6-19/2	7-49/1	16-75/1
CRAFT, Sam RB	30-137/2	12-72/0	7-15/1	11-50/1
FRAZIER, Mose	6-63/1	-	3-64/1	3--1/0
LYNCH, Paxton QB	16-58/0	3-27/0	6-14/0	7-17/0
MILLER, Anthony WR	4-12/0	1-5/0	3-7/0	-
WALLACE, T RB	3-12/0	3-12/0	-	DNP
OGLESBY, J WR	1-11/0	-	1-11/0	DNP
JACOBS, Nick	1-11/0	DNP	-	1-11/0
HOLGORSEN, Clay QB	2-6/0	1-3/0	1-3/0	DNP
LEE, Darius RB	1-4/0	1-4/0	DNP	DNP
TEAM	4--7/0	DNP	2--2/0	2--5/0
JONES, Tevin WR	2--7/0	-	1-0/0	1--7/0
PROCTOR, R WR	1--14/0	-	1--14/0	-

RECEIVING	No-Yds/TD	MSU	KU	BGSU
FRAZIER, Mose	17-232/2	6-89/2	4-77/0	7-66/0
MAYHUE, Phil WR	9-124/0	1-16/0	5-68/0	3-40/0
JONES, Tevin WR	5-119/2	-	2-21/1	3-98/1
MILLER, Anthony WR	7-112/0	1-5/0	3-61/0	3-46/0
PROCTOR, R WR	7-86/0	3-51/0	-	4-35/0
CRAFT, Sam RB	4-76/1	-	1-13/0	3-63/1
CROSS, Alan TE	5-64/0	-	2-39/0	3-25/0
OGLESBY, J WR	4-54/1	2-13/1	2-41/0	DNP
MONTIEL, Daniel TE	5-39/2	-	2-26/1	3-13/1
McKILLION, Greg WR	3-29/0	2-22/0	1-7/0	DNP
COOPER, Jarvis RB	1-9/0	-	1-9/0	-
DORCEUS, D RB	1-8/0	-	1-8/0	-
HURD, Daniel WR	1-6/0	1-6/0	-	DNP



2015 Memphis Football
Memphis Return Stats Game-by-Game (as of Sep 20, 2015)
All games



PUNT RETURNS	No-Yds	MSU	KU	BGSU
PROCTOR, R	8-92	3-84	4-13	1--5

KICK RETURNS	No-Yds	MSU	KU	BGSU
CRAFT, Sam	5-94	-	1-23	4-71
OGLESBY, J	1-30	1-30	-	DNP

INT. RETURNS	No-Yds	MSU	KU	BGSU
--------------	--------	-----	----	------

FUMBLE RETURNS	No-Yds	MSU	KU	BGSU
----------------	--------	-----	----	------



2015 Memphis Football
Memphis Sacks Game-by-Game (as of Sep 20, 2015)
All games



SACKS	UA-A	Total	MSU	KU	BGSU
PENNINGTON, D DL	2-1	2.5	-	1.5-13	1.0-2
MONTGOMERY, D DE	1-0	1.0	-	1.0-7	DNP
McMANIS, Wynton LB	1-0	1.0	-	-	1.0-8
JOHNSON, C DE	1-0	1.0	-	-	1.0-6
BRADY, Latarius DE	1-0	1.0	1.0-6	-	-
AVERY, Genard LB	1-0	1.0	-	-	1.0-7
EDWARDS, M DL	0-1	0.5	-	0.5-7	-