



KANSAS

#kufball

f /KANSASFOOTBALL

@KU_FOOTBALL

@KUFOOTBALL

SEPT. 12, 2015 | MEMPHIS | GAME NOTES

CONTACTS: Katy Lonergan (katyl@ku.edu) | D.J. Haurin (dhaurin@ku.edu) | Trae Green (traegr@ku.edu)

1651 Naismith Drive | 1400 Parrott | Lawrence, KS 66045

Can also be reached on their cells: **KL** (785) 691-7026 | **DH** (785) 312-2836 | **TG** (785) 766-3527

JAYHAWKS

0-1 OVERALL

AP rank: --

Head Coach: David Beaty

0-0

CFP rank: --

Record: 0-1



VS.

**1-0** OVERALL

AP rank: --

Head Coach: Justin Fuente

0-0

CFP rank: --

Record: 18-20

TIGERS

GAME

2

MEMPHIS

September 12, 2015

6 p.m. CT • Jayhawk Television Network
Lawrence, Kan. / Memorial Stadium (50,071)

HOW THEY COMPARE

Jayhawks 0-1 (0-0 Big 12) | Tigers 1-0, (0-0 American)

38.0	PPG	63.0
29	1ST DOWNS	27
285.0 YPG	RUSH	317.0 YPG
291.0 YPG	PASS	202.0 YPG
576.0 YPG	OFFENSE	519.0 YPG
0	INTs	0
4	TDs	9
1/1	FGs	0/0
30:04	TOP	33:50
3	SACKS	1



ON TELEVISION



JAYHAWK TELEVISION

Dave Stewart (PxP), Mike Rivera (A), Mick Shaffer (SL), Curtis Lorenz (Producer)

KANSAS CITY METRO

Time Warner Cable - Ch 30, 323
Metro Sports HD - Ch 1310
Comcast - Ch 44, 258 (MO)
Comcast - Ch 68, 258 (KS)
Comcast HD - Ch 913

STATE OF KANSAS

WOW! - Ch 37, 226
Cox Kansas - Ch 22, 2022

OUT OF STATE COVERAGE

ESPN3.com
WatchESPN App
ESPN Game Plan

ON THE AIRWAVES



JAYHAWK RADIO NETWORK

Bob Davis (PxP), David Lawrence (A), Josh Klingler (SL), Bob Newton (Producer/Engineer), Marc Tuttle (GM)

SATELLITE RADIO

Sirius Ch. 108, XM Ch. 199

KANSAS ATHLETICS WEBCAST

KUathletics.com/Radio

2015 Schedule

**SOUTH DAKOTA STATE**
Sept. 5 | Memorial Stadium**L, 38-41****MEMPHIS**

Sept. 12 | Memorial Stadium | 6 p.m. | JTV

**at RUTGERS**

Sept. 26 | High Point Solutions Stadium | 11 a.m. | TBA

**at IOWA STATE**

Oct. 3 | Jack Trice Stadium | TBA | TBA

**BAYLOR**

Oct. 10 | Memorial Stadium | TBA | TBA

**TEXAS TECH**

Oct. 17 | Memorial Stadium | TBA | TBA

**at OKLAHOMA STATE**

Oct. 24 | Boone Pickens Stadium | TBA | TBA

**OKLAHOMA**

Oct. 31 | Memorial Stadium | TBA | TBA

**at TEXAS**

Nov. 7 | Royal-Memorial Stadium | TBA | TBA

**at TCU**

Nov. 14 | Amon G. Carter Stadium | TBA | TBA

**WEST VIRGINIA**

Nov. 21 | Memorial Stadium | TBA | TBA

**KANSAS STATE**

Nov. 28 | Memorial Stadium | TBA | TBA

KANSAS STAT LEADERS

RUSHING	PASSING	RECEIVING	DEFENSE
27 ATT	25-38-1	3 REC	4 SOLO
2 TD	1 TD	0 TD	4 ASST
157 YARDS	291 YARDS	82 YARDS	8 TOTAL

KE'AUN
KINNERMONTELL
COZARTTRE
PARMALEETYRONE
MILLER, JR.

7	8	9	10	11	12	13
MONDAY	TUESDAY	WEDNESDAY	THURSDAY	FRIDAY	SATURDAY	SUNDAY
Big 12 Teleconference 10 a.m.	Beaty Press Lunch 12 p.m. - Gridiron Room	Beaty 610 AM Interview 11:30 a.m.	Practice 4:35 p.m. (closed)	Walk-thru 4:55 p.m. (closed)	Gameday KU vs. Memphis Memorial Stadium 6 p.m.	
Practice 4:50 p.m. (closed)	Beaty Press Conference 1 p.m. - Mrkonic Auditorium	Practice 4:15 p.m. (First 20 min)			Post Game Coach Beaty is available following the game in Mrkonic Auditorium	
	1:30 p.m. - Coordinators				Players will follow in the Chancellor's Lounge	
	1:40 p.m. - Players					
	Practice 4:15 p.m. (First 20 min)					
	Beaty Hawk Talk 7 p.m. - Salty Iguana					

Kansas Communications

- TODD KOBER**
Associate AD/Executive Director - External Branding
tkober@ku.edu

CHRIS THEISEN
Assisant AD Communications
theisen@ku.edu

KATY LONERGAN
Director Football Communications/Primary Football Contact
katyl@ku.edu | 785/691-7026 cell

BRIAN KARST
Assistant Communications Director
brian.karst@ku.edu

BRAD GILBERT
Assistant Communications Director
brgilbert@ku.edu

D.J. HAURIN
Assistant Communications Director/Second Football Contact
dhaurin@ku.edu | 785/312-2836

THERESA KURTZ
Assistant Communications Director
t.kurtz@ku.edu

JACKIE BERRA
Director of Creative Services
jberra@ku.edu

JEFF JACOBSEN
Staff Photographer
jacobsen@ku.edu

KEVIN MCCARTY
Web Designer
kmccarty@ku.edu

- ERIN PENNING**
Office Manager/Publications Coordinator/Credentials
epenning@ku.edu | 785/424-0990

RACHEL PINCUS
Strategic Communications Manager
rpincus@ku.edu

TRAE GREEN
Communications Student Assistant/Third Football Contact
traegr@ku.edu | 785/766-3527

MAILING ADDRESS: 1651 Naismith Drive
1400 Parrott
Lawrence, KS 66045

PHONE: 785.864.3417
PRESS BOX PHONE: 785.864.5593

Media Information

- CREDENTIALS**
All credential requests can be made online. Contact the communications office for information on how to access the page. Credentials requested after Monday of the game week will not be mailed. Instead, they will be available for pickup at a location agreeable to both parties. The Kivisto Field at Memorial Stadium Media Will Call distribution location is at the base of the elevator, below the pressbox, on the west side of the stadium.

PHOTOGRAPHERS
Credentials for sideline photographers will be issued on the basis of circulation, with priority granted to agencies covering the participating schools on a regular basis. All photographers must pick up a photo sticker in order to be admitted to the sidelines. This may be done at the gate at the southwest corner of Memorial Stadium.

PARKING
Media parking is located in the Mississippi Street Parking Garage just south of the Kansas Union on the southeast side of Memorial Stadium. The garage is approximately two blocks away from the stadium.

PRESSBOX AND GAMEDAY SERVICES
The Kivisto Field at Memorial Stadium pressbox is located on the west side of the stadium. Entrance is at the base of the elevator located just off of Maine Street. Level eight is reserved for the print media, home and visiting radio, home and visiting booths for coaches and athletics directors, along with game and scoreboard operations. Level nine serves as the photo deck and the location for television booths. Packets with pregame information will be distributed in advance of kickoff on the day of the game. Quarter, halftime, and final statistics, game books, coaches and player quote sheets are all regular services on game day. Stat monitors with live, updated statistics are available throughout the print media level and in booths for electronic media. In addition, television monitors are also part of the fixtures in both home and visiting radio booths.

WIRELESS INTERNET
Complimentary access to wireless internet is available at Memorial Stadium and information about how to access it will be available in the pressbox.

TELEPHONES
Writers wanting phone lines at their seat locations should contact the KU Telecommunications Office at (785) 864-9300 regarding installation. For specific line location, please list Katy Lonergan as the contact. Allow at least two weeks notice prior to the game.

WEEKLY NEWS CONFERENCE
Kansas head football coach David Beaty will conduct a weekly press conference each Tuesday during the season. A media luncheon is held at 12 p.m., in the Chancellor's Lounge located in the Anderson Family Football Complex south of Kivisto Field at Memorial Stadium. The weekly press conferences follow in the George R. Mrkonic Auditorium at 1 p.m. Offensive coordinator Rob Likens and defensive coordinator Clint Bowen will be available at 1:30 p.m., and requested players will be made available each week following the coordinators (approximately 1:40 p.m.). **Freshmen and redshirt freshmen are not available for interviews.**

Coach Beaty will also be available on the weekly Big 12 Teleconference on Mondays at 10 a.m. Central. Information on how to take part in the teleconference is available through the Big 12 Conference office.

INTERVIEWS
Contact the communications office for all player or coach interview requests. All interviews with players during the season will take place at 1:40 p.m., on Tuesdays in the Chancellor's Lounge at the Anderson Family Football Complex. To request players, media should contact Katy Lonergan, Director of Football Communications, by noon each Monday at katyl@ku.edu or (785) 864-7314. Out-of-town media wishing to interview Kansas players should also contact the communications office with their requests by noon the day prior to the interview. **Freshmen and redshirt freshmen are not available for interviews.**

Home and cell phone numbers for players will not be provided and players have been instructed not to accept calls from media without prior notice from the communications office. Please do not contact a player or coach without scheduling the interview through the communications office.

DIGITAL ASSETS
Head shots and selected video and audio elements will be made available throughout the season on the KU Athletics Media FTP: www.KUathletics.com/mediaftp.

Quick Facts

UNIVERSITY	
Location	1651 Naismith Dr. Lawrence, KS 66045
Founded	1866
Enrollment	27,983
Chancellor	Dr. Bernadette Gray-Little
Athletics Director	Dr. Sheahon (SHAY-un) Zenger
	Kansas State, 1988, 1992 Kansas, 1996
Colors	Crimson & Blue
Nickname	Jayhawks
Affiliations	NCAA Division I Big 12 Conference
Conference Website	www.Big12Sports.com
Ticket Office	800/34-HAWKS (42957) KUTickets.com

KANSAS FOOTBALL COMMUNICATIONS STAFF	
Office	785/864-3417
Director Football Communications	Katy Lonerger
Assistant Communications Director	D.J. Haurin
Communications Student Assistant	Trae Green
Lonerger's Cell	785/691-7026
Lonerger's E-Mail	katyl@ku.edu
Haurin's Cell	785/312-2836
Haurin's E-Mail	dhaurin@ku.edu
Green's Cell	785/766-3527
Green's E-Mail	traegr@ku.edu
KU Athletics Website	www.KUAthletics.com
Facebook	/KUAthletics
Twitter	@KUAthletics

STADIUM	
Football Facility	Memorial Stadium
Capacity	50,071
Largest Crowd	52,530 (Sept. 5, 2009 vs. Northern Colorado)
Surface	Field Turf (2009)
Year Opened	1921
Press Box Phone (Media Only)	785/864-5593

COACHING INFORMATION	
Head Coach	David Beaty (BAIT-ee) Lindenwood College, 1994
Record at Kansas (Seasons)	0-1 (1)
Career Record at Division I (Seasons)	0-1 (1)
Asst. Head Coach/Defensive Coord./S	Clint Bowen
Special Teams Coordinator/TE	Gary Hyman
Linebackers	Kevin Kane
Wide Receivers	Klint Kubiak
Offensive Coordinator/QB	Rob Likens
Recruiting Coordinator/RB	Reggie Mitchell
Co-Defensive Coordinator/CB	Kenny Perry
Defensive Line	Calvin Thibodeaux
Run Game Coordinator/OL	Zach Yenser
Director Strength & Conditioning	Je'Ney Jackson

HISTORY	
First Season of Record	1890
Seasons	126th
All-Time Record	579-599-58
Conference Titles (Last)	7 (2007)
Big 12 Titles (Last)	1 (North Division 2007)
Bowl Games (Last)	12 (2008)
Bowl Game Titles (Last)	6 (2008)
Bowl Games Record	6-6

TEAM INFORMATION	
2014 Overall Record	3-9
2014 Conference Record	1-8 (9th)
2014 Home Record	3-3
2014 Road Record	0-6
Letterwinners Returning/Lost	40/26
Starters Returning/Lost	4/17

SERIES HISTORY

Saturday marks the first time the Jayhawks and Tigers will square off on the gridiron. In the 125-year history of the program, Kansas has played 25 games against current American Athletic Conference foes dating back to 1933. In those contests, KU holds a record of 13-12, with its last win coming in 2006 in 13-7 fashion over South Florida (Sept. 23).

SCOUTING THE TIGERS OFFENSE

Memphis is coming off arguably one of the best seasons in school history that included a 10-3 mark and a program-best seven wins in conference play en route to the American Athletic Conference title. Memphis returns eight starters from a 2014 squad that scored a school-record 471 points (36.2 ppg) compared to the 234 points scored all of 2013. Of those starters returning is quarterback Paxton Lynch. The redshirt-junior has racked up 5,165 yards passing and completed 61-percent of his passes (470-of-774) since being named the starter in 2013. On the receiving end of 47 of those passes in 2014 was wide receiver Mose Frazier. Returning for a fifth year as a redshirt-senior, Frazier led all Memphis receivers with 47 catches and ranked second with 506 yards and three touchdowns. Against Missouri State (Sept. 5), Frazier caught six passes for a game-high 89 yards and two touchdowns. The ground assault returns running backs Jarvis Cooper and Sam Craft, who combined for 709 yards a year ago. In the season-opening bout with Missouri State (Sept. 5), Cooper paced the offensive attack with 102 yards rushing and two touchdowns.

Stat Leaders:

Passing – Paxton Lynch – 8-12-0, 78 yards, 1 TD

Receiving – Mose Frazier – 6-89 yards, 2 TD

Rushing – Jarvis Cooper – 18-102 yards, 2 TD

SCOUTING THE TIGERS DEFENSE

Memphis returns just three starters from a defense that allowed just 19.5 points and 349.5 yards of offense per game and has been on the rise the last three seasons since head coach Justin Fuente took the reins. Among those returning is DAWG Jackson Dillon who finished 2014 with 43 tackles (33 solo, 10 asst), 9.0 TFLs for a loss of 50 yards and 3.5 sacks. Safety Reggie Ball returns in the secondary where he recorded 35 stops, one interception and recovered two fumbles in 2014. In week one against Missouri State (Sept. 5), the Tigers had 27 different players record a tackle, with the SAM linebacker position turning out most of the production with six stops, 1.0 TFLs and a fumble recovery combined between Phillip Sumpter and Wynton McManis.

Stat Leaders:

Tackles – Four tied – three solo stops

TFLs – Latarius Brady, Phillip Sumpter, Donald Pennington – 1.0 TFL

Sacks – Latarius Brady – 1.0, 6 yards

ABOUT MEMPHIS HEAD COACH JUSTIN FUENTE

On December 8, 2011, the University of Memphis named Justin Fuente the program's 23rd head coach after the Tigers had won just five combined games between 2009-11. Since taking the reins, Fuente and the Tigers have made momentous strides in his first three seasons, including the school's first conference title in more than 40 years, along with a come-from-behind bowl victory against BYU in the 2014 Miami Beach Bowl. In 2014, Fuente led the Tigers to a school-record 471 points (36.2 ppg) and matched a program-best 10 wins that was established in 1938. He guided the Tigers to close out the year with a seven-game winning streak, and ranked among the top-25 in both the AP and USA Today/Amway Coaches Polls, a first for the program. He was named the 2014 American Athletic Conference Coach of the Year unanimously by his peers, as well as the College Football Coach of the Year by the Tennessee Sports Writers Association.

COZYING UP

After a rough first three series to start the 2015 season, junior quarterback **Montell Cozart** regrouped and led a high-powered offensive attack to nearly complete the come-from-behind victory over South Dakota State (Sept. 5). During the first three possessions of the game, Cozart managed just 57 yards in the air with an interception, ran for 14 yards with a fumble and posted a three-and-out in the other series. However, following the fumble, Cozart was lights out. He completed 70 percent of his passes (21-of-38) for 234 yards and a touchdown. If that wasn't enough, Cozart legged out 16 rushes for 80 yards. As a result, Cozart set career highs in completions (25), attempts (38), passing yards (291) and rushing yards (94). He had his hands involved in 65 percent of the offensive production for a combined 385 yards.

FAST PACED, UP TEMPO

Since day one, head coach **David Beaty** has wanted to run as many offensive plays as possible over the course of a game. In his first game at the helm Saturday, Sept. 5, the Jayhawks ran 90 plays. Kansas was one of seven teams in college football during week one that ran 90 or more plays in a game, that amounts to just five-percent of all the FBS schools. Since 2006, the Jayhawks have ran 90 or more plays in a single game six times, with two of those contests playing into overtime.

Most Plays in College Football Week One:

96	Florida Atlantic
95	Middle Tennessee, Ball State, UTSA
93	Duke, Colorado
90	Kansas
89	Cincinnati
88	San Jose State, California, Texas Tech, Louisiana-Lafayette
87	Tennessee, Arkansas State, Tulsa, TCU, Charlotte
85	Bowling Green

Most Snaps in a game since 2006:

94	at No. 21 Nebraska (OT)	Sept. 30, 2006	L, 32-39
91	vs. Iowa State	Nov. 8, 2014	W, 34-14
91	vs. Baylor (2OT)	Nov. 12, 2011	L, 30-31
90	vs. South Dakota State	Sept. 5, 2015	L, 38-41
90	vs. Northern Illinois	Sept. 10, 2011	W, 45-42
90	vs. No. 8 Nebraska	Nov. 3, 2007	W, 76-39

2015 Kansas Record When...

Overall	0-1
Big 12	0-0
Non-Conference	0-1
vs. Missouri Valley Football Conference	0-1
Home	0-1
Away	0-0
Neutral	0-0
Day Games	0-1
Night Games (6 p.m. start or later)	0-0
vs. Top 25 teams	0-0
vs. Top 10 teams	0-0
TV games	0-1
on Jayhawk Network	0-0
on FOX Sports Net	0-1
When scoring first	0-0
When opponents score first	0-1
When leading at halftime	0-0
When trailing at halftime	0-1
When tied at halftime	0-0
When leading after third quarter	0-0
When trailing after third quarter	0-1
When tied after third quarter	0-0
In overtime games	0-0
When scoring less than 20 points	0-0
When scoring 20+ points	0-1
When scoring 30+ points	0-1
When allowing less than 20 points	0-0
When allowing 20+ points	0-1
When allowing 30+ points	0-1
When rushing for <100 yards	0-0
When rushing for 100+ yards	0-1
When rushing for 200+ yards	0-1
When passing for 200+ yards	0-1
When passing for 250+ yards	0-1
When passing for 300+ yards	0-0
When totaling <300 yds total offense	0-1
When gaining 300+ yds total offense.	0-1
When gaining 400+ yds total offense	0-1
When gaining 500+ yds total offense	0-1
When allowing <100 yds rushing	0-0
When allowing 100+ yds rushing	0-1
When allowing 200+ yds rushing	0-0
When allowing <200 yds passing	0-0
When allowing 200+ yards passing	0-1
When allowing 250+ yards passing	0-1
When allowing 300+ yards passing	0-0
When allowing <300 yds total offense	0-0
When allowing 300+ yds total offense	0-1
When having a 100-yard rusher	0-1
When opp. have a 100-yard rusher	0-1
When having no turnovers	0-0
When having less than 3 turnovers	0-1
When having 3 or more turnovers	0-0
When having no takeaways	0-1
When having <3 takeaways	0-0
When having 3 or more takeaways	0-0
When having more than 30:00 TOP	0-1
When having less than 30:00 TOP	0-0

FIRST TIME FOR EVERYTHING

Against South Dakota State (Sept. 5), 23 Kansas players made their debuts, including 12 first-time starters. Among the 23 were seven freshmen, including five true freshmen, two of which found themselves in the starting lineup.

Kansas Debuts:

DE **Dorance Armstrong, Jr.** (Fr.); OL **D'Andre Banks** (Jr.); K **Nick Bartolotta** (So.); S **Bazie Bates IV** (Jr.); OL **Jacob Bragg** (R-Fr.); DT **Jacky Dezir** (So.); LS **Jordan Goldenberg** (So.); DT **Corey King** (Sr.); RB **Ke'aun Kinner** (Jr.); CB **Tyrone Miller, Jr.** (Fr.); DE **Damani Mosby** (Jr.); LB **Osaze Ogbemor** (Fr.); DE **Anthony Olobia** (Jr.); WR **Tyler Patrick** (R-Fr.); LB **Marcquis Roberts** (Jr.); LB **Cameron Rosser** (Jr.); RB **Ryan Schadler** (R-Fr.); WR **Steven Sims, Jr.** (Fr.); WR **Joshua Stanford** (Jr.); CB **Brandon Stewart** (Jr.); TE **Kent Taylor** (Jr.); QB **Ryan Willis** (Fr.); and DT **Daniel Wise** (R-Fr.).

Kansas First-time Starters:

OL **D'Andre Banks** (Jr.); WR **Bobby Hartzog, Jr.** (So.); TE **Ben Johnson** (So.); DT **Corey King** (Sr.); RB **Ke'aun Kinner** (Jr.); CB **Tyrone Miller, Jr.** (Fr.); DE **Damani Mosby** (Jr.); LB **Marcquis Roberts** (Jr.); WR **Steven Sims, Jr.** (Fr.); S **Fish Smithson** (Jr.); CB **Brandon Stewart** (Jr.); and DT **Daniel Wise** (R-Fr.).

576 AND CHAINS

In Saturday's (Sept. 5) loss to South Dakota State, the Jayhawks racked up 576 yards of total offense, the most since Sept. 22, 2007, when Kansas gained 615 yards from scrimmage in a 55-3 win over Florida International. As a result, KU recorded 29 first downs tying the totalwith last year's win over Iowa State (Nov. 8, 2014) for the most since Sept. 10, 2011, when Kansas moved the chains 32 times in a 45-42 win over Northern Illinois. Since that game against NIU, Kansas has only recorded 25 or more first downs in 4-of-47 games, while eclipsing the 20 mark in 16 of those contests.

RUNNING BACK U

Kansas has turned out some of the best running backs in college football in the likes of June Henley, Tony Sands, James Sims, Laverne Smith, Clark Green, Gale Sayers and John Riggins. Among KU's top six rushers of all-time, only two of them can say they did something that junior running back **Ke'aun Kinner** did Saturday (Sept. 5) vs. South Dakota State. In his debut, Kinner rushed for 157 yards and two touchdowns, averaging 5.8 yards per carry. James Sims (101 yards) and Gale Sayers (114 yards) are the only other two running backs among the top six who debuted with a 100-plus yard performance. Kinner's 157 yards ranked fifth among the FBS for week one rushers and first in the Big 12 Conference.

Top six KU rushers all-time and Kinner in their debuts at Kansas:

157	Ke'aun Kinner	Sept. 14, 2015	vs. South Dakota State
114	Gale Sayers	Sept. 22, 1962	vs. TCU
101	James Sims	Sept. 11, 2010	vs. No. 15 Georgia Tech
45	June Henley	Aug. 28, 1993	vs. No. 1 Florida State
31	Clark Green	Aug. 31, 2002	vs. Iowa State
6	Tony Sands	Sept. 10, 1988	vs. Baylor

**note: Laverne Smith rushed for only 51 yards in his debut season (1973) and ranks No. 4 all-time in KU history for career rushing*

RUNNING WILD

Redshirt-freshman running back **Ryan Schadler** found the end zone in his debut at Kansas, but not from his native position in the back field.

NATIONAL POLLS

ASSOCIATED PRESS			
RK.	TEAM	RECORD	POINTS
1.	Ohio State (61)	1-0	1525
2.	Alabama	1-0	1420
3.	TCU	1-0	1365
4.	Baylor	1-0	1252
5.	Michigan State	1-0	1198
6.	Auburn	1-0	1166
7.	Oregon	1-0	1081
8.	USC	1-0	1074
9.	Notre Dame	1-0	1061
10.	Georgia	1-0	981
11.	Florida St.	1-0	942
12.	Clemson	1-0	862
13.	UCLA	1-0	833
14.	LSU	0-0	653
15.	Georgia Tech	1-0	636
16.	Texas A&M	1-0	629
17.	Mississippi	1-0	600
18.	Arkansas	1-0	480
19.	Oklahoma	1-0	469
20.	Boise St.	1-0	279
21.	Missouri	1-0	274
22.	Arizona	1-0	259
23.	Tennessee	1-0	169
24.	Utah	1-0	137
25.	Mississippi State	1-0	104

USA TODAY COACHES'			
RK.	TEAM	RECORD	POINTS
1	Ohio State	1-0	1599
2	Alabama	1-0	1485
3	Texas Christian	1-0	1464
4	Baylor	1-0	1349
5	Oregon	1-0	1279
6	Michigan State	1-0	1252
7	Auburn	1-0	1190
8	Florida State	1-0	1090
9	Georgia	1-0	1075
10	Southern California	1-0	1035
11	Notre Dame	1-0	994
12	Clemson	1-0	870
13	UCLA	1-0	801
14	Mississippi	1-0	735
15	Louisiana State	0-0	734
16	Georgia Tech	1-0	651
17	Oklahoma	1-0	541
18	Arkansas	1-0	495
19	Texas A&M	1-0	418
20	Arizona	1-0	336
21	Missouri	1-0	301
22	Boise State	1-0	277
23	Tennessee	1-0	212
24	Wisconsin	0-1	108
25	Utah	1-0	106

Kansas Players of the Week

GAME	OFFENSE	DEFENSE	SPECIAL TEAMS
SDSU	Parmalee	Roberts	Schadler

Kansas Scout Players of the Week

GAME	OFFENSE	DEFENSE	SPECIAL TEAMS
SDSU	Jaloso	Hall	Loneker

Big 12 Conference

STANDINGS

	BIG 12	PCT	STREAK	OVERALL	PCT	STREAK
Baylor	0-0	.000	-	1-0	1.000	W1
Iowa State	0-0	.000	-	1-0	1.000	W1
Kansas State	0-0	.000	-	1-0	1.000	W1
Oklahoma	0-0	.000	-	1-0	1.000	W1
Oklahoma State	0-0	.000	-	1-0	1.000	W1
TCU	0-0	.000	-	1-0	1.000	W1
Texas Tech	0-0	.000	-	1-0	1.000	W1
West Virginia	0-0	.000	-	1-0	1.000	W1
Kansas	0-0	.000	-	0-1	.000	L1
Texas	0-0	.000	-	0-1	.000	L1

THIS WEEK IN THE BIG 12 - SATURDAY, SEPT 12

K-State at UTSA	11 a.m.	Fox Sports 1
Liberty at West Virginia	2 p.m.	ROOT Sports
UTEP at Texas Tech	2 p.m.	Fox Sports Net
Stephen F. Austin at TCU	2:30 p.m.	Fox Sports 1
Iowa at Iowa State	3:45 p.m.	FOX
Tennessee at Oklahoma	5 p.m.	ESPN
Memphis at Kansas	6 p.m.	Jayhawk TV

LAST WEEK IN THE BIG 12

Oklahoma State 24, Central Michigan 12
TCU 23, Minnesota 17
Baylor 56, SMU 21
Texas Tech 59, Sam Houston State 45
Oklahoma 41, Akron 3
Kansas State 34, South Dakota 0
Notre Dame 38, Texas 3
West Virginia 44, Georgia Southern 0
Iowa State 31, Northern Iowa 7

BIG 12 STAT LEADERS

SCORING	SCHOOL	PPG
Offense	Texas Tech	59.0
Defense	K-State, WVU	0
RUSHING	YPG	TD
K. Kinner, KU	157.0	2
PASSING	YPG	TD
P. Mahomes, TTU	425.0	4
RECEIVING	YPG	TD
C. Coleman, BU	178.0	1
TACKLES	SOLO-AST	TOTAL
G. Campbell, BU	8-3	11

BIG 12 PRESEASON POLL

RK	SCHOOL	POINTS
1.	TCU (32)	408
2.	Baylor (10)	384
3.	Oklahoma	312
4.	Oklahoma State	289
5.	Texas	245
6.	West Virginia	204
7.	K-State	201
8.	Texas Tech	139
9.	Iowa State	83
10.	Kansas	45

BIG 12 TELECONFERENCE

Coach David Beaty will be available on the weekly Big 12 Coaches Teleconference every Monday during the season. The call will be available live and archived on www.Big12Sports.com. Email Joni Lehmann (joni@big12sports.com) for the media dial-in number.		
9:50 a.m.	Charlie Strong	Texas
10:00 a.m.	David Beaty	Kansas
10:10 a.m.	Bob Stoops	Oklahoma
10:20 a.m.	Mike Gundy	Oklahoma State
10:30 a.m.	Bill Snyder	Kansas State
10:40 a.m.	Dana Holgorsen	West Virginia
10:50 a.m.	Kliff Kingsbury	Texas Tech
11:00 a.m.	Art Briles	Baylor
11:10 a.m.	Paul Rhoads	Iowa State
11:20 a.m.	Gary Patterson	TCU

Schadler lined up as a kick returner and took South Dakota State's second boot of the game 91 yards untouched for KU's first score of the game. The last time a Kansas player returned a kickoff for a touchdown was Sept. 25, 2010, versus New Mexico State (D.J. Beshears, 96 yards).

FRESH START

After losing NFL caliber corners JaCorey Shepherd and Dexter McDonald to the 2014 draft, head coach David Beaty and his staff had some big holes to fill in the secondary. No sweat for true freshman CB Tyrone Miller, Jr. Making his collegiate debut against South Dakota State (Sept. 5), Miller led the Jayhawk defense with eight stops and two pass breakups, which both led all freshman DBs in the conference that week.

O CAPTAIN! MY CAPTAIN!

At the conclusion of Fall Camp in late August, the Jayhawks voted on three captains to lead the team in 2015. Senior defensive end Ben Goodman, Jr. and juniors, quarterback Montell Cozart and safety Fish Smithson were all appointed by their peers for captain's duties this season. Goodman is KU's lone returner to have started each of the 24 games the past two seasons, Cozart was named the starting quarterback for the second-consecutive season and Smithson is the squad's leading returning tackler with 49 stops a season ago.

The Jayhawks will also employ a rotating captain each of the 12 games. The coaching staff's Special Teams Player of the Week will hold the honorary captain title during the next week's contest. This week's fourth captain is none other than freshman running back Ryan Schadler after his 91-yard kickoff return for a touchdown against South Dakota State (Sept. 5).

#EARNIT

Head coach David Beaty preaches a simple philosophy to his players, "You have to go out and earn everything you get. Nothing in life is going to be handed to you – on the football field or in the professional world – it has to be earned." That simple statement is a pillar that the Kansas players strive to uphold on a daily basis and is the foundation for the type of player Beaty wants to recruit at the University of Kansas. His go-to sermon to the Jayhawk community is "We are going to earn the support of our fans one person at a time, and we are not going to sleep until we can give everyone something to be proud of at Memorial Stadium." As a result, a simple #EarnIt hashtag is plastered on everything Kansas football to show the new culture Beaty brings to the table.

UP NEXT

The Jayhawks will take advantage of a bye week during week three of the college football season. Kansas will then hit the road for one final non-conference matchup at Rutgers (Sept. 26) before the Big 12 gauntlet begins. Kickoff at High Point Solutions Stadium is set for 11 a.m.

2015 Stat Rankings

TEAM

STAT	NATL RANK	BIG 12 RANK	VALUE
3rd%	54	2	43.8%
4th%	33	2	35.7%
Comp%	56	4	62.5%
1st Downs	14	1	29
Passing	37	5	291.0
Red Zone Off.	74	3	80.0%
Rushing	18	2	285
Scoring Def.	101	9	41.0
Scoring Off.	45	5	38.0
Sacks	29	3	3.0
TOP	56	2	30:04

JAYHAWK RADIO NETWORK

With 30 stations in 24 markets, the Jayhawk IMG Radio Network has a footprint stretching across the state of Kansas. The Jayhawks are able to offer both local & state-wide exposure during the official pre-game shows, play-by-play broadcast & post-game show.

Abilene/Salina	KSAJ-98.5 FM
Belleville	KREP 92.1 FM
Chanute	KKOY-105.5 FM
Coffeyville/Independence/Fredonia	KIND 102.9
Concordia	KCKS-94.9 FM
Dodge City	KZRD-93.9 FM
Emporia	KVOE-1400 AM
Fort Scott	KMDO-1600 AM
Fort Scott	KOMB-103.9 FM
Garden City/Leoti	KBUF-1030 AM
Glen Elder/Cawker City	KZDY-96.3 FM
Goodland/Colby	KWGB-97.9 FM
Great Bend/Larned	KBGL-106.9 FM
Hays	KAYS-1400 AM
Hutchinson	KSKU-94.7 FM
Iola	KIOL-1370 AM
Kansas City	KCSP-610 AM
Lawrence (Flagship)	KLWN-1320 AM
Lawrence (Flagship)	KLZR-105.9 FM
Liberal	KSCB-1270 AM
Marysville	KNDY-95.5 FM
Parsons	KLKC-1540 AM
Parsons	KLKC-93.5 FM
Phillipsburg	KKAN-1490 AM
Phillipsburg	KQMA-92.5 FM
Russell	KRSL-990 AM
Topeka	KMAJ 1440 AM
Topeka	KWIC 99.3 FM
Wellington	KWME-93.5 FM
Wichita	KFH-1240 AM
Wichita/Clearwater	KFH-98.7 FM
Winfield	KKLE-1550 AM

HAWK TALK

Live from the Salty Iguana in Lawrence, Hawk Talk will give fans the opportunity to listen to Coach Beaty answer fan questions from the internet and social media about all things KU Football. Hawk Talk can be heard around the state on the Jayhawk Radio Network or around the world on KUathletics.com. The show takes place each Tuesday from 7-8 p.m.

INDIVIDUAL

STAT		NATL RANK	BIG 12 RANK	VALUE
All Purpose	Kinner	33	3	157.0
Comp%	Cozart	47	4	65.8%
Comp/GM	Cozart	16	3	25.0
FG/GM	Bartolotta	42	5	1.0
KO TD	Schadler	1	1	1
Pass Def.	Miller, Jr.	16	2	2
Passing	Cozart	23	5	291
Pass Yds/GM	Cozart	23	5	291.0
Rec. Yds	Parmalee	57	7	82
Rec. Yds/GM	Parmalee	57	7	82.0
Rushing	Kinner	5	1	157
Rush Yds/GM	Kinner	5	1	157.0
Sacks	Three tied	37	3	1.0
Scoring	Kinner	26	3	12.0
Tackles	Miller, Jr.	114	11	8.0

Head Coach David Beaty



DAVID BEATY

POSITION

HEAD COACH

ALMA MATER

LINDENWOOD, '94

HOMETOWN

GARLAND, TEXAS

WIFE

RAYNEE

CHILDREN

AVERIE & ALEXA

David Beaty took the reigns of the Kansas football program Dec. 5, 2014, with more than 20 years of coaching experience, including two previous stints as an assistant coach with the Jayhawks.

A native of Garland, Texas, Beaty takes over the KU program after spending three previous seasons as the Texas A&M wide receivers coach, where he also coordinated all the recruiting efforts during the 2013-14 seasons.

Under Beaty's tutelage, the Aggies' wide receivers were a record-setting group. With first-team All-American Mike Evans leading the way in 2013, the Aggies set team records for receiving yards, receiving touchdowns and completion percentage. Evans set the A&M record with 1,394 receiving yards and matched the receiving touchdowns record with 12. He also shattered and re-broke the single-game receiving record with 279 yards vs. Alabama and 287 yards against Auburn. Evans went on to become the Aggies' first wide receiver to be selected in the first round of the NFL Draft. Texas A&M was the only team in the nation with four 50-catch, 600-yard receivers in 2013.

Beaty went to Texas A&M after serving as offensive coordinator at both Kansas and Rice. He was the co-offensive coordinator and wide receivers coach at KU in 2011, and helped develop one of the Big 12's top all-purpose threats in wideout D.J. Beshears.

Beaty spent the 2010 season as the offensive coordinator at Rice, where he helped the team average 28.7 points and 375.3 yards per game. Prior to his second stint at Rice, Beaty was the wide receivers coach at Kansas during the 2008 and 2009 seasons.

RECORD AT KU

0-1

RECORD AT D1

0-1

During his first tour at KU, he helped receivers Kerry Meier and Dezmon Briscoe develop into NFL-caliber players. Meier, who was taken in the fifth round of the 2010 NFL Draft, received All-Big 12 accolades in 2008 and 2009. Briscoe, a sixth-round selection in the 2010 NFL Draft, was an All-American and All-Big 12 First Team pick in 2009.

Beaty spent the 2006 and 2007 seasons as the wide receivers coach at Rice. In 2006 he served as passing game coordinator as the team made its first bowl game in 45 years (the New Orleans Bowl). He had two players - Jarett Dillard and James Casey - drafted by NFL teams following the 2007 season.

Prior to joining the Owls' staff, Beaty was a successful head coach at MacArthur (Irving, Texas) High School from 2002-05. He began his coaching career as an assistant coach at Naaman Forest High School in Garland, Texas, from 1994-96. He was also an assistant at Garland High School from 1997-2000.

Beaty assumed his first head coaching job at North Dallas High School in 2001. He coached there for one season, posting a 6-4 record, before taking over at MacArthur.

Beaty is a 1994 graduate of Lindenwood (St. Charles, Missouri) College, where he played football and served as a team captain from 1992-93. He was a four-year starter at wide receiver and led the team in receptions for three-straight seasons.

Beaty and his wife, Raynee, have two daughters, Averie (15) and Alexa (10).

Path to Kansas

2015-

 Kansas
 Head Coach

2012-14

 Texas A&M
 WR/Recruiting Coordinator

2011

 Kansas
 Co-Offensive Coordinator/WR

2010

 Rice
 Offensive Coordinator

2008-09

 Kansas
 Wide Receivers

2006-07

 Rice
 Pass Game Coordinator/WR

2002-05

 Irving MacArthur HS
 Head Coach

2001

 North Dallas HS
 Head Coach

ASSISTANT COACHES



CLINT BOWEN
 Asst. H.C./D.C.
 Field



GARY HYMAN
 Tight Ends
 Field



KEVIN KANE
 Linebackers
 Pressbox



KLINT KUBIAK
 Wide Receivers
 Field



ROB LIKENS
 Off. Coord.
 Pressbox



REGGIE MITCHELL
 Running Backs
 Field



KENNY PERRY
 Cornerbacks
 Field



CALVIN THIBODEAUX
 Defensive Line
 Field



ZACH YENSER
 Offensive Line
 Field

Kansas Roster

NO.	NAME	HT.	WT.	POS.	YR.	HOMETOWN (PREVIOUS SCHOOL)	NO.	NAME	HT.	WT.	POS.	YR.	HOMETOWN (PREVIOUS SCHOOL)
22	Greg Allen	S	5-11	212	Jr.	Houston, Texas (Alief Taylor)	24	Taylor Martin	RB	5-10	195	Fr.	Fort Worth, Texas (Dunbar)
52	Mazin Aql	DE	6-2	208	Fr.	Stilwell, Kan. (Blue Valley)	78	Larry Mazzyck	OL	6-8	335	Sr.	Washington, D.C. (Iowa Western CC)
46	Dorance Armstrong, Jr.	DE	6-4	225	Fr.	Houston, Texas (North Shore)	74	Clyde McCauley III	OL	6-5	292	Fr.	Arlington, Texas (Bowie)
28	Courtney Arnick	LB	6-2	210	Jr.	Dallas, Texas (Carter)	32	Schlyer Miles	LB	6-2	221	RJr.	Tampa, Fla. (Berkeley Prep)
97	Kellen Ash	DE	6-3	242	So.	Manchester, Mo. (Parkway South)	47	Nathan Miller	DB	5-11	175	Fr.	Topeka, Kan. (Washburn Rural)
62	D'Andre Banks	OL	6-3	302	Jr.	Killeen, Texas (Trinity Valley CC)	19	Tyrone Miller, Jr.	CB	6-0	180	Fr.	Ann Arbor, Mich. (Saline)
82	Shakiem Barbel	WR	6-3	192	Sr.	Fresno, Calif. (Fresno City College)	1	T.J. Millweard	QB	6-4	219	Jr.	Colleyville, Texas (UCLA)
14	Nick Bartolotta	K	5-6	181	So.	St. Louis, Mo. (College of DuPage)	20	Emmanuel Moore	WR	6-0	203	Fr.	Haslet, Texas (Northwest)
24	Bazie Bates IV	S	6-1	189	Jr.	Allen, Texas (Trinity Valley CC)	13	Damani Mosby	DE	6-3	230	Jr.	Atlanta, Ga. (Mesa CC)
37	Beau Bell	LB	5-11	217	Sr.	Wichita, Kan. (Hutchinson CC)	85	Austin Moses	WR	6-1	194	Jr.	Overland Park, Kan. (Highland CC)
26	Chris Bell	WR	5-10	176	Fr.	The Woodlands, Texas (The Woodlands)	7	Derrick Neal	WR	5-10	170	So.	Dallas, Texas (Lincoln)
83	Jeremiah Booker	WR	6-2	195	Fr.	College Station, Texas (College Station)	98	Jason Nix	DT	6-2	240	So.	Kansas City, Mo. (Army)
55	Jacob Bragg	OL	6-4	284	Fr.	Nacogdoches, Texas (Nacogdoches)	31	Osaze Ogbebor	LB	6-1	215	Fr.	McKinney, Texas (Heritage)
15	Seth Conway	WR	5-11	178	Sr.	Osborne, Kan. (Osborne)	25	Marnez Ogletree	CB	5-10	190	Jr.	Lawrenceville, Ga. (Fullerton College)
36	Taylor Cox	RB	5-11	206	RSr.	Mill Creek, Wash. (College of the Siskiyous)	56	Anthony Olobia	DE	6-5	240	Jr.	Renton, Wash. (Arizona Western College)
2	Montell Cozart	QB	6-2	193	Jr.	Kansas City, Mo. (Bishop Miege)	11	Tre' Parmalee	WR	5-10	171	Sr.	Overland Park, Kan. (Bishop Miege)
12	Dariusus Crawley	WR	5-11	190	So.	Houston, Texas (Cypress Ridge)	4	Tyler Patrick	WR	6-0	179	Fr.	The Woodlands, Texas (The Woodlands)
14	Michael Cummings	QB	5-10	212	Sr.	Killeen, Texas (Killeen)	17	Quincy Perdue	WR	6-3	210	So.	Smyrna, Ga. (UAB)
27	Luke Curtis	WR	6-0	175	Fr.	Stilwell, Kan. (Blue Valley West)	8	Keaton Perry	QB	5-10	186	RFr.	Arlington, Texas (TCU)
23	Ronnie Davis	CB	6-0	192	Sr.	Oklahoma City, Okla. (NE Oklahoma A&M)	76	Bryan Peters	OL	6-3	300	Sr.	La Mirada, Calif. (La Mirada)
40	Jacob Davis	LB	6-2	240	Jr.	Wichita, Kan. (Wichita Northwest HS)	34	Aaron Plump	LB	5-10	213	Sr.	Topeka, Kan. (Butler CC)
54	Jacky Dezir	DT	6-1	286	So.	Chicago, Ill. (College of DuPage)	64	Kyle Pullia	OL	6-4	273	So.	Villa Park, Ill. (Fenwick)
29	Joe Dineen, Jr.	LB	6-2	212	So.	Lawrence, Kan. (Free State)	43	Mason Ramirez	S	5-11	198	Fr.	Round Rock, Texas (Round Rock)
41	Kendall Duckworth	LB	6-1	210	Fr.	Naples, Fla. (Lely)	40	Preston Randall	RB	6-1	193	Jr.	Lawrence, Kan. (Veritas Christian School)
17	Josh Ehambe	DE	6-3	240	Fr.	Arlington, Texas (Prime Prep Academy)	32	Reese Randall	RB	5-11	205	Fr.	Lawrence, Kan. (Baldwin)
16	Denzel Feaster	S	6-3	200	Fr.	Austin, Texas (Manor)	65	Jayson Rhodes	OL	6-4	285	So.	Deer Park, Texas (Blinn College)
90	Kapil Fletcher	DT	6-3	285	Sr.	Fort Lauderdale, Fla. (Hartnell College)	69	Mesa Ribordy	OL	6-4	270	Fr.	Louisburg, Kan. (Louisburg)
89	DeAnte Ford	WR	5-10	170	Fr.	Missouri City, Texas (Ridge Point)	4	Shaquille Richmond	CB	6-0	184	Fr.	Grand Prairie, Texas (Mansfield Timberview)
15	Deondre Ford	QB	6-1	185	Jr.	Waco, Texas (Dodge City CC)	88	Eric Rivers	WR	5-9	170	Jr.	Arlington, Texas (College of the Desert)
63	Aaron Garza	OL	6-3	300	Fr.	Sherman, Texas (Sherman)	5	Marquis Roberts	LB	6-1	220	Jr.	Powder Springs, Ga. (South Carolina)
77	Joe Gibson	OL	6-3	290	So.	Prairie Village, Kan. (Rockhurst)	59	Cameron Rosser	LB	6-1	224	Jr.	Las Vegas, Nev. (Silverado)
86	Brock Gilmore	TE	6-3	232	Jr.	Chanute, Kan. (Coffeyville CC)	66	Hunter Saulsbury	OL	6-4	290	Fr.	Stilwell, Kan. (Blue Valley West)
39	Michael Glatczak	S	5-10	173	Sr.	Centralia, Kan. (Butler CC)	33	Ryan Schadler	RB	5-11	185	Fr.	Hesston, Kan. (Hesston HS/Wichita State)
64	Jordan Goldenberg	LS	6-0	215	So.	Creve Coeur, Mo. (Parkway Central)	35	T.J. Semke	DE	6-2	248	Sr.	Lee's Summit, Mo. (Lee's Summit North)
1	LaQuivonte Gonzales	WR	5-10	175	Jr.	Cedar Hill, Texas (Texas A&M)	18	Frank Seurer, Jr.	S	5-11	195	So.	Olathe, Kan. (Hutchinson CC)
10	Ben Goodman, Jr.	DE	6-3	253	Sr.	Beaumont, Texas (West Brook)	30	Tevin Shaw	S	5-11	198	Jr.	Piscataway, N.J. (Piscataway)
36	Chevy Graham	CB	5-9	196	Jr.	Uniondale, N.Y. (Easton Area)	79	Jordan Shelley-Smith	OL	6-5	296	Jr.	Waco, Texas (Reicher Catholic)
45	Ruben Guzman	P	5-8	190	Sr.	Fontana, Calif. (Hawaii)	16	Steven Sims, Jr.	WR	5-10	170	Fr.	Houston, Texas (Travis)
49	Hudson Hall	LB	6-2	220	Fr.	Austin, Texas (Westlake)	72	Will Smith	OL	6-3	305	Jr.	Shawnee, Kan. (Butler CC)
92	Timmy Hamilton	DE	6-5	265	Jr.	Wichita, Kan. (Arizona)	9	Fish Smithson	S	5-11	190	Jr.	Baltimore, Md. (Hartnell College)
3	Chase Harrell	WR	6-4	202	Fr.	Huffman, Texas (Hargrave)	49	Sebastian Sock	TE	6-4	220	Fr.	Highlands Ranch, Colo. (Valor Christian)
5	Bobby Hartzog, Jr.	WR	5-11	189	So.	Houston, Texas (Westside)	26	Colin Spencer	CB	5-10	180	So.	Dallas, Texas (Woodrow Wilson)
70	Keyon Haughton	OL	6-2	285	Sr.	Baltimore, Md. (Georgia Military College)	6	Joshua Stanford	WR	6-1	200	Jr.	Mississauga, Ontario (Virginia Tech)
90	Matt Hentges	WR	6-2	195	Jr.	Eureka, Mo. (Eureka)	9	Carter Stanley	QB	6-2	190	Fr.	Vero Beach, Fla. (Vero Beach)
84	Tyler Holmes	DT	6-3	270	Jr.	Garland, Texas (Sachse)	19	Jace Sternberger	TE	6-4	225	Fr.	Kingfisher, Okla. (Kingfisher)
73	Larry Hughes	OL	6-7	281	Fr.	Carrollton, Texas (Creekview)	8	Brandon Stewart	CB	6-0	171	Jr.	Cedar Hill, Texas (Trinity Valley CC)
38	Hunter January	S	6-3	170	Fr.	McGregor, Texas (McGregor)	57	Taylor Stine	DT	6-0	265	Fr.	Dallas, Texas (Dallas Jesuit)
59	Jackson Jenkins	OL	6-4	298	Fr.	Overland Park, Kan. (Bishop Miege)	69	Ben Swanton	DL	6-0	270	Fr.	DeForest, Wis. (DeForest)
84	Ben Johnson	TE	6-5	230	So.	Basehor, Kan. (Basehor Linwood)	81	Kent Taylor	TE	6-5	220	Jr.	Tampa, Fla. (Florida)
92	Lay'Trion Jones	DT	6-3	295	Fr.	Garland, Texas (Garland)	6	Kyron Watson	LB	6-0	225	So.	East St. Louis, Ill. (East St. Louis)
25	J.J. Jolaoso	RB	5-10	208	Jr.	Attleboro, Mass. (Bristol CC)	91	D.J. Williams	DT	6-5	298	Fr.	Lufkin, Texas (Lufkin)
18	Eric Kahn	P	6-5	204	Sr.	Spring Hill, Kan. (MidAmerican Nazarene)	71	Devon Williams	OL	6-4	301	Jr.	St. Augustine, Fla. (Georgia Military College)
99	Corey King	DT	6-1	295	Sr.	Boca Raton, Fla. (Miami [Fla.]	13	Ryan Willis	QB	6-4	211	Fr.	Overland Park, Kan. (Bishop Miege)
22	Ke'aun Kinner	RB	5-9	186	Jr.	Little Elm, Texas (Navarro JC)	68	John Wirtel	LS	6-3	230	Jr.	Orland Park, Ill. (Mount Carmel)
68	Beau Lawrence	OL	6-5	295	Fr.	Overland Park, Kan. (Blue Valley Southwest)	96	Daniel Wise	DT	6-3	280	Fr.	Lewisville, Texas (Hebron)
20	Keith Loneker, Jr.	LB	6-2	205	So.	Lawrence, Kan. (Baker)	7	Matthew Wyman	K	6-1	218	Jr.	Bloomfield Hills, Mich. (Andover)
23	De'Andre Mann	RB	5-9	205	Sr.	Miami, Fla. (Hartnell College)	44	Michael Zunica	LB	5-11	221	Jr.	Palos Park, Ill. (Columbia)

NUMERICAL ROSTER

NO.	NAME	POS.	NO.	NAME	POS.	NO.	NAME	POS.	NO.	NAME	POS.	NO.	NAME	POS.
1	LaQuivonte Gonzales	WR	13	Ryan Willis	QB	24	Taylor Martin	RB	40	Preston Randall	RB	64	Jordan Goldenberg	LS
1	T.J. Millweard	QB	14	Nick Bartolotta	K	25	J.J. Jolaoso	RB	40	Jacob Davis	LB	64	Kyle Pullia	OL
2	Montell Cozart	QB	14	Michael Cummings	QB	25	Marnez Ogletree	CB	41	Kendall Duckworth	LB	65	Jayson Rhodes	OL
3	Chase Harrell	WR	15	Seth Conway	WR	26	Chris Bell	WR	43	Mason Ramirez	S	66	Hunter Saulsbury	OL
4	Tyler Patrick	WR	15	Deondre Ford	QB	26	Colin Spencer	CB	44	Name	Pos.	68	Beau Lawrence	OL
4	Shaquille Richmond	CB	16	Denzel Feaster	WR	27	Luke Curtis	WR	44	Michael Zunica	LB	68	John Wirtel	LS
5	Bobby Hartzog, Jr.	WR	16	Steven Sims, Jr.	WR	28	Courtney Arnick	LB	45	Ruben Guzman	P	69	Mesa Ribordy	OL
5	Marquis Roberts	LB	17	Josh Ehambe	LB	29	Joe Dineen, Jr.	LB	46	Dorance Armstrong, Jr.	DE	69	Ben Swanton	DL
6	Joshua Stanford	WR	17	Quincy Perdue	WR	30	Tevin Shaw	S	47	Nathan Miller	DB	70	Keyon Haughton	OL
6	Kyron Watson	LB	18	Eric Kahn	P	31	Osaze Ogbebor	LB	49	Hudson Hall	LB	71	Devon Williams	OL
7	Derrick Neal	WR	18	Frank Seurer, Jr.	S	32	Schlyer Miles	LB	49	Sebastian Sock	TE	72	Will Smith	OL
7	Matthew Wyman	K	19	Tyrone Miller, Jr.	CB	32	Reese Randall	RB	52	Mazin Aql	DE	73	Larry Hughes	OL
8	Keaton Perry	QB	19	Jace Sternberger	TE	33	Ryan Schadler	RB	54	Jacky Dezir	DT	74	Clyde McCauley III	OL
8	Brandon Stewart	CB	20	Keith Loneker, Jr.	LB	34	Aaron Plump	LB	55	Jacob Bragg	OL	76	Bryan Peters	OL
9	Fish Smithson	S	20	Emmanuel Moore	WR	35	T.J. Semke	DE	56	Anthony Olobia	DE	77	Joe Gibson	OL
9	Carter Stanley	QB	22	Greg Allen	S	36	Taylor Cox	RB	57	Taylor Stine	DT	78	Larry Mazzyck	OL
10	Ben Goodman, Jr.	DE	22	Ke'aun Kinner	RB	36	Chevy Graham	CB	59	Jackson Jenkins	OL	79	Jordan Shelley-Smith	OL
11	Tre' Parmalee	WR	23	Ronnie Davis	CB	37	Beau Bell	LB	59	Cameron Rosser	LB	80	Matt Hentges	WR
12	Dariusus Crawley	WR	23	De'Andre Mann	RB	38	Hunter January	S	62	D'Andre Banks	OL	81	Kent Taylor	TE
13	Damani Mosby	DE	24	Bazie Bates IV	S	39	Michael Glatczak	S	63	Aaron Garza	OL	82	Shakiem Barbel	WR

Depth Chart

WHEN KANSAS HAS THE BALL

TE 84 BEN JOHNSON 6-5, 230, So.-1L OR 81 KENT TAYLOR 6-5, 220, Jr.-TR 19 JACE STERNBERGER 6-4, 225, Fr.-HS	LT 79 JORDAN SHELLEY-SMITH 6-5, 296, Jr.-1L 74 CLYDE MCCAULEY III 6-5, 292, Fr.-HS OR 65 JAYSON RHODES 6-4, 285, So.-JC	LG 76 BRYAN PETERS 6-3, 300, Sr.-1L 55 JACOB BRAGG 6-4, 284, Fr.-RS	C 70 KEYON HAUGHTON 6-2, 285, Sr.-1L 77 JOE GIBSON 6-3, 288, So.1L	RG 62 D'ANDRE BANKS 6-3, 302, Jr.-JC 65 JAYSON RHODES 6-4, 285, So.-JC	RT 78 LARRY MAZYCK 6-8, 335, Sr.-1L 73 LARRY HUGHES 6-7, 281, Fr.-HS OR 65 JAYSON RHODES 6-4, 285, So.-JC
WR 16 STEVEN SIMS, JR. 5-10, 170, Fr.-HS 12 DARIOUS CRAWLEY 5-11, 190, So.-1L OR 83 JEREMIAH BOOKER 6-2, 195, Fr.-HS	WR 11 TRE' PARMALEE 5-10, 175, Sr.-3L 20 EMMANUEL MOORE 6-0, 203, Fr.-HS OR 7 DERRICK NEAL 5-10, 170, So.-1L	RB 22 KE'AUN KINNER 5-9, 186,Jr.-JC OR 23 DE'ANDRE MANN 5-9, 205, Sr.-1L OR 36 TAYLOR COX 5-11, 206, Sr.-1L	QB 2 MONTELL COZART 6-2, 193, Jr.-2L 15 DEONDRÉ FORD 6-1, 185, Fr.-JC OR 13 RYAN WILLIS 6-4, 211, Fr.-HS OR 9 CARTER STANLEY 6-2, 190, Fr.-HS	WR 5 BOBBY HARTZOG, JR. 5-11, 189, So.-1L 6 JOSHUA STANFORD 6-1, 200, Jr.-TR OR 82 SHAKIEM BARBEL 6-3, 192, Sr.-SQ	

WHEN MEMPHIS HAS THE BALL

CB 8 BRANDON STEWART 6-0, 171, Jr.-JC 25 MARNEZ OGLETREE 5-10, 190, Jr.-JC	DE 10 BEN GOODMAN, JR. 6-3, 253, Sr.-3L 35 T.J. SEMKE 6-2, 248, Sr.-1L	NT 99 COREY KING 6-1, 295, Sr.-TR 54 JACKY DEZIR 6-1, 286, So.-JC	T 96 DANIEL WISE 6-3, 280, Fr.-RS 90 KAPIL FLETCHER 6-3, 285, Sr.-1L	DE 13 DAMANI MOSBY 6-3, 230, Jr.-RS 56 ANTHONY OLOBIA 6-5, 240, Jr.-RS OR 46 DORANCE ARMSTRONG 6-4, 225, Fr.-HS	CB 19 TYRONE MILLER, JR. 6-0, 180, Fr.-HS 23 RONNIE DAVIS 6-0, 192, Sr.-1L
	NB 30 TEVIN SHAW 5-11, 198, Jr.-1L 36 CHEVY GRAHAM 5-9, 196, Jr.-1L		LB 5 MARCOUS ROBERTS 6-1, 220, Jr.-TR 32 SCHYLER MILES 6-2, 221, Jr.-2L OR 31 OSAZE OGBEBOR 6-1, 215, Fr.-HS	LB 28 COURTNEY ARNICK 6-2, 210, Jr.-2L OR 29 JOE DINEEN, JR. 6-2, 212, So.-1L	
	S 9 FISH SMITHSON 5-11, 190, Jr.-1L 24 BAZIE BATES IV 6-1, 189, Jr.-JC		S 22 GREG ALLEN 5-11, 212, Jr.-1L 39 MICHAEL GLATCZAK 5-10, 173, Sr.-1L		

PRONUNCIATION GUIDE

NO.	NAME	PRONUNCIATION
1	LAQUIVIONTE Gonzales	La-Quiv-ee-on-tay
2	Montell COZART	COE-zart
3	Chase HARRELL	hair-ull
5	MARCOUS Roberts	Mar-qweese
6	KYRON Watson	kye-run
10	T.J. MILLWEARD	mill-word
12	DARIOUS Crawley	dare-ee-us
13	Damani MOSBY	mows-bee
14	Nick BARLOLOTTA	Bar-tuh-Low-tuh
16	Denzel FEASTER	feest-er
17	Josh EHAMBE	e-hahm-bay
18	Frank SEURER, Jr.	sire
19	JACE Sternberger	Jace (silent E)
22	KE'AUN Kinner	key-on
23	DE'ANDRE Mann	dee-andre
24	BAZIE Bates IV	BAZZ (like jazz)-ee
25	J.J. JOLAOSO	Juh-LOSS-o
29	Joe DINEEN, Jr.	duh-NEEN
30	TEVIN Shaw	rhymes with Kevin
31	OSAZE OGBEBOR	oh-sauz ohg-buh-bor
32	SCHYLER Miles	Sky-ler
38	Ryan SCHADLER	shadd-ler
39	Michael GLATCZAK	glat-zick
44	Michael ZUNICA	ZOO-nick-uh
45	Ruben GUZMAN	Gooz-man
46	DORANCE Armstrong, Jr.	door-ance
52	MAZIN AQL	Maiz-in (like Raisin) Aql (like apple)
54	Jacky DEZIR	dez-ear
56	Anthony OLOBIA	oh-low-bee-uh
68	John WIRTEL	were-TELL
69	MESA RIBORY	May-sa Rib-or-dee
70	Keyon HAUGHTON	HOT-un
71	DEVON Williams	duh-VONN
78	Larry MAZYCK	muh-ZEEK
80	Matt HENTGES	hentches
82	SHAKIEM BARBEL	shuh-KEEM bar-BELL
90	KAPIL Fletcher	kuh-PILL
92	LAY'TRION Jones	lay-tree-ON
HC	David BEATY	Bait-ee

CAREER STARTS KANSAS


NAME	CON	TOT	'15	'14	'13	'12
Goodman, Sr., DE	25	25	1	12	12	-
Cummings, Sr., QB	7	18	-	7	-	5
Arnick, Jr., LB	6	12	1	5	6	-
Mazyck, Sr., OL	4	10	-	9	-	-
Cozart, Jr., QB	9	9	1	5	3	-
Shaw, Jr., NB	1	9	1	8	-	-
Haughton, Sr., OL	1	6	1	5	-	-
Semke, Sr., DL	-	6	-	6	-	-
Parmalee, Sr., WR	1	5	1	-	3	1
Allen, Jr., S	1	4	1	3	-	-
Cox, R-Sr., RB	-	3	-	-	-	3
Shelley-Smith, Jr., OL	1	3	1	1	1	-
Peters, Sr., OL	1	2	1	1	-	-
Banks, Jr., OL	1	1	1	-	-	-
Hartzog, So., WR	1	1	1	-	-	-
Johnson, R-So., TE	1	1	1	-	-	-
King, Jr., DT	1	1	1	-	-	-
Kinner, Jr., RB	1	1	1	-	-	-
Miller, Fr., CB	1	1	1	-	-	-
Mosby, R-Jr., DE	1	1	1	-	-	-
Roberts, Jr., LB	1	1	1	-	-	-
Sims, Fr., WR	1	1	1	-	-	-
Smithson, Jr., S	1	1	1	-	-	-
Stewart, Jr., CB	1	1	1	-	-	-
Wise, R-Fr., DT	1	1	1	-	-	-

KANSAS SPECIALISTS

KO	7	Matthew Wyman (6-1, 218, Jr.-2L)
PK	7	Matthew Wyman (6-1, 218, Jr-2L)
	OR 14	Nick Bartolotta (5-6, 190, So-JC)
P	18	Eric Kahn (6-5, 204, Sr-1L)
	OR 45	Ruben Guzman (5-8, 190, Sr-TR)
LS	68	John Wirtel (6-3, 230, Jr-2L)
	64	Jordan Goldenberg (6-0, 214, So-RS)

QB#2 – **MONTELL COZART** • 6-2, 193, JR.-2L


- Threw for a career high 291 yards vs. SDSU (9/5)
- Completed 25 passes vs. SDSU (9/5)
- Ran for a career high 94 yards vs. SDSU (9/5)

**RB**#22 – **KE'AUN KINNER** • 5-9, 186, JR.-TR

- Ran for career high 157 yards vs. SDSU (9/5)
- Scored two touchdowns on the ground vs. SDSU (9/5)
- Avg. 5.8 yards/carry on 27 touches
- NJCAA Offensive Player of the Year in 2014

**WR**#11 – **TRE' PARMALEE** • 5-10, 171, SR.-3L

- Scored first touchdown of his career vs. SDSU (9/5)
- Career high 82 yards receiving vs. SDSU (9/5)
- Career long reception 35 yards vs. SDSU (9/5)

**WR**#16 – **STEVEN SIMS, JR.** • 5-10, 170, FR.-HS

- Made first career start vs. SDSU (9/5)
- Caught three passes for 15 yards in debut vs. SDSU (9/5)

**WR**#5 – **BOBBY HARTZOG, JR.** • 5-11, 189, SO.-1L

- Made first career start vs. SDSU (9/5)
- Caught the first pass of his career vs. SDSU (9/5)

**RT**#78 – **LARRY MAZYCK** • 6-8, 335, SR.-1L


- Started week one vs. SDSU (9/5) at right tackle
- Helped pace Jayhawks to 576 yards of total offense vs. SDSU (9/5)

**RG**#62 – **D'ANDRE BANKS** • 6-3, 302, JR.-TR


- Started week one vs. SDSU (9/5) at right guard
- Helped pace Jayhawks to 576 yards of total offense vs. SDSU (9/5)

**C**#70 – **KEYON HAUGHTON** • 6-2, 285, SR.-1L


- Started week one vs. SDSU (9/5) at center
- Helped pace Jayhawks to 576 yards of total offense vs. SDSU (9/5)

**LG**#76 – **BRYAN PETERS** • 6-3, 300, SR.-1L

- Started week one vs. SDSU (9/5) at left guard
- Helped pace Jayhawks to 576 yards of total offense vs. SDSU (9/5)

**LT**#79 – **JORDAN SHELLEY-SMITH** • 6-5, 296, JR.-1L


- Started week one vs. SDSU (9/5) at left tackle
- Helped pace Jayhawks to 576 yards of total offense vs. SDSU (9/5)

**TE**#84 – **BEN JOHNSON** • 6-5, 230, SO.-1L

- Caught three balls for 12 yards vs. SDSU (9/5)
- Made his first career start vs. SDSU (9/5)

**DE**#10 – **BEN GOODMAN, JR.** • 6-3, 253, SR.-3L

- Started 25th-straight game vs. SDSU (9/5)
- Recorded two tackles and 1.5 sacks vs. SDSU (9/5)

**N**#99 – **COREY KING** • 6-1, 295, JR.-TR

- Made first career start as a Jayhawk vs. SDSU (9/5)
- Recorded one tackle in his debut vs. SDSU (9/5)

**T**#96 – **DANIEL WISE** • 6-3, 280, FR.-RS

- Made first career start vs. SDSU (9/5)
- Recorded five tackles, 0.5 sack vs. SDSU (9/5)

**DE**#13 – **DAMANI MOSBY** • 6-3, 230, JR.-RS

- Made first career start vs. SDSU (9/5)
- Recorded two tackles in debut vs. SDSU (9/5)

**NB**#30 – **TEVIN SHAW** • 5-11, 198, JR.-1L

- Started ninth career game vs. SDSU (9/5)
- Recorded five tackles vs. SDSU (9/5)

**LB**#5 – **MARCQUIS ROBERTS** • 6-1, 220, JR.-TR

- Made his first career start as a Jayhawk vs. SDSU (9/5)
- Second leading tackler vs. SDSU (9/5) with seven stops

**LB**#28 – **COURTNEY ARNICK** • 6-2, 210, JR.-2L

- Made his seventh-consecutive start vs. SDSU (9/5)
- Recorded four stops vs. SDSU (9/5)

**CB**#8 – **BRANDON STEWART** • 6-0, 171, JR.-JC

- Started first career game as a Jayhawk vs. SDSU (9/5)
- Recorded three tackles in debut vs. SDSU (9/5)

**CB**#19 – **TYRONE MILLER, JR.** • 6-0, 180, FR.-H

- Started first career game as a Jayhawk vs. SDSU (9/5)
- Team-high eight tackles vs. SDSU (9/5)
- Broke up two passes vs. SDSU (9/5)

**S**#9 – **FISH SMITHSON** • 5-11, 190, JR.-1L

- First career start as a Jayhawk vs. SDSU (9/5)
- Recorded five tackles vs. SDSU (9/5)
- Broke up one pass vs. SDSU (9/5)

**S**#22 – **GREG ALLEN** • 5-11, 212, JR.-1L

- Made fourth career start vs. SDSU (9/5)
- Recorded career-high six tackles vs. SDSU (9/5)



The Numbers

RESULTS				
DATE	OPPONENT	SCORE	RESULT	ATTEND
Sep 5	SOUTH DAKOTA STATE	38-41	L	30144
Sep 12	MEMPHIS			
Sep 26	at Rutgers			
Oct 3	* at Iowa State			
Oct 10	* BAYLOR			
Oct 17	* TEXAS TECH			
Oct 24	* at Oklahoma State			
Oct 31	* OKLAHOMA			
Nov 7	* at Texas			
Nov 14	* at TCU			
Nov 21	* WEST VIRGINIA			
Nov 28	* KANSAS STATE			
*Big 12 Conference Game				

TEAM STATISTICS		
	KU	OPP.
SCORING	38	41
Points Per Game	38	41
FIRST DOWNS	29	25
Rushing	14	11
Passing	15	11
Penalty	0	3
RUSHING YARDAGE	285	170
Yards gained rushing	291	191
Yards lost rushing	6	21
Rushing Attempts	51	39
Average Per Rush	5.6	4.4
Average Per Game	285	170
TDs Rushing	3	2
PASSING YARDAGE	291	293
Comp-Att-Int	25-40-1	17-33-0
Average Per Pass	7.3	8.9
Average Per Catch	11.6	17.2
Average Per Game	291	293
TDs Passing	1	3
TOTAL OFFENSE	576	463
Total Plays	91	72
Average Per Play	6.3	6.4
Average Per Game	576	463
KICK RETURNS: #-Yards	5-131	2-42
PUNT RETURNS: #-Yards	2-25	1-2
INT RETURNS: #-Yards	0-0	1-53
KICK RETURN AVERAGE	26.2	21
PUNT RETURN AVERAGE	12.5	2
INT RETURN AVERAGE	0	53
FUMBLES-LOST	2-1	0-0
PENALTIES-Yards	7-75	3-25
Average Per Game	75	25
PUNTS-Yards	2-87	5-208
Average Per Punt	43.5	41.6
Net punt average	42.5	36.6
KICKOFFS-Yards	7-450	8-460
Average Per Kick	64.3	57.5
Net kick average	44	31.8
TIME OF POSSESSION/Game	30:04	29:56
3RD-DOWN Conversions	6-16	5-14
3rd-Down Pct	44%	36%
4TH-DOWN Conversions	4-5	2-2
4th-Down Pct	80%	100%
SACKS BY-Yards	3-15	0-0
MISC YARDS	0	0
TOUCHDOWNS SCORED	5	5
FIELD GOALS-ATTEMPTS	1-1	2-2
ON-SIDE KICKS	0-0	0-0
RED-ZONE SCORES	(4-5) 80%	(4-4) 100%
RED-ZONE TOUCHDOWNS	(3-5) 60%	(2-4) 50%
PAT-ATTEMPTS	(5-5) 100%	(5-5) 100%

SCORE BY QUARTERS						
	1ST	2ND	3RD	4TH	OT	TOTAL
Kansas	7	7	14	10	--	38
Opponents	17	14	3	7	--	41

RUSHING									
	GP	ATT	GAIN	LOSS	NET	AVG	TD	LONG	AVG/G
Kinner, Ke'aun	1	27	161	4	157	5.8	2	26	157
Cozart, Montell	1	18	96	2	94	5.2	0	20	94
Parmalee, Tre'	1	1	19	0	19	19	1	19	19
Mann, De'Andre	1	4	13	0	13	3.2	0	5	13
Schadler, Ryan	1	1	2	0	2	2	0	2	2
Total	1	51	291	6	285	5.6	3	26	285
Opponents	1	39	191	21	170	4.4	2	25	170

PASSING								
	G	EFFIC	CMP-ATT-INT	PCT	YDS	TD	LNG	AVG/G
Cozart, Montell	1	133.54	25-38-1	65.8	291	1	39	291
Willis, Ryan	1	0	0-2-0	0	0	0	0	0
Total	1	126.86	25-40-1	62.5	291	1	39	291
Opponents	1	156.1	17-33-0	51.5	293	3	60	293

RECEIVING							
	G	NO.	YDS	AVG	TD	LONG	AVG/G
Mann, De'Andre	1	4	15	3.8	0	6	15
Parmalee, Tre'	1	3	82	27.3	0	35	82
Hartzog, Bobby	1	3	24	8	0	9	24
Sims, Steven	1	3	15	5	0	9	15
Johnson, Ben	1	3	12	4	0	5	12
Crawley, Darious	1	2	64	32	0	39	64
Taylor, Kent	1	2	25	12.5	1	15	25
Stanford, Joshua	1	2	19	9.5	0	12	19
Barbel, Shakiem	1	2	15	7.5	0	11	15
Neal, Derrick	1	1	20	20	0	20	20
Total	1	25	291	11.6	1	39	291
Opponents	1	17	293	17.2	3	60	293

TOTAL OFFENSE						
	G	PLAYS	RUSH	PASS	TOTAL	AVG/G
Cozart, Montell	1	56	94	291	385	385
Kinner, Ke'aun	1	27	157	0	157	157
Parmalee, Tre'	1	1	19	0	19	19
Mann, De'Andre	1	4	13	0	13	13
Schadler, Ryan	1	1	2	0	2	2
Total	1	91	285	291	576	576
Opponents	1	72	170	293	463	463

SCORING									
	TD	FGS	PATs						POINTS
			KICK	RUSH	RCV	PASS	DXP	SAF	
Kinner, Ke'aun	2	0-0	0-0	0-0	0	0-0	0	0	12
Bartolotta, Nick	0	1-1	5-5	0-0	0	0-0	0	0	8
Taylor, Kent	1	0-0	0-0	0-0	0	0-0	0	0	6
Parmalee, Tre'	1	0-0	0-0	0-0	0	0-0	0	0	6
Schadler, Ryan	1	0-0	0-0	0-0	0	0-0	0	0	6
Total	5	1-1	5-5	0-0	0	0-0	0	0	38
Opponents	5	2-2	5-5	0-0	0	0-0	0	0	41

PUNT RETURNS					
	NO.	YDS	AVG	TD	LONG
Parmalee, Tre'	2	25	12.5	0	26
Total	2	25	12.5	0	26
Opponents	1	2	2	0	2

INTERCEPTIONS					
	NO.	YDS	AVG	TD	LONG
Total	0	0	0	0	0
Opponents	1	53	53	0	53

KICK RETURNS					
	NO.	YDS	AVG	TD	LONG
Schadler, Ryan	3	104	34.7	1	91
Neal, Derrick	1	16	16	0	16
Sims, Steven	1	11	11	0	11
Total	5	131	26.2	1	91
Opponents	2	42	21	0	22

FUMBLE RETURNS					
	NO.	YDS	AVG	TD	LONG
Total	0	0	0	0	0
Opponents	0	0	0	0	0

ALL PURPOSE								
	G	RUSH	REC	PR	KOR	IR	TOT	AVG/G
Kinner, Ke'aun	1	157	0	0	0	0	157	157
Parmalee, Tre'	1	19	82	25	0	0	126	126
Schadler, Ryan	1	2	0	0	104	0	106	106
Cozart, Montell	1	94	0	0	0	0	94	94
Crawley, Darious	1	0	64	0	0	0	64	64
Neal, Derrick	1	0	20	0	16	0	36	36
Mann, De'Andre	1	13	15	0	0	0	28	28
Sims, Steven	1	0	15	0	11	0	26	26
Taylor, Kent	1	0	25	0	0	0	25	25
Hartzog, Bobby	1	0	24	0	0	0	24	24
Stanford, Joshua	1	0	19	0	0	0	19	19
Barbel, Shakiem	1	0	15	0	0	0	15	15
Johnson, Ben	1	0	12	0	0	0	12	12
Total	1	285	291	25	131	0	732	732
Opponents	1	170	293	2	42	53	560	560

PUNTING								
	NO.	YDS	AVG	LONG	TB	FC	I20	BLKD
Kahn, Eric	2	87	43.5	49	0	0	0	0
Total	2	87	43.5	49	0	0	0	0
Opponents	5	208	41.6	56	0	1	4	0

FIELD GOALS									
	F&M-FGA	PCT	01-19	20-29	30-39	40-49	50-99	LG	BLK
Bartolotta, Nick	1-1	100	0-0	1-1	0-0	0-0	0-0	23	0

FIELD GOAL SEQUENCE		
	KANSAS	OPPONENTS
South Dakota State	(23)	(28),(24)
Numbers in (parentheses) indicate field goal was made.		

KICKOFFS								
	NO.	YDS	AVG	TB	OB	RETN	NET	YDLN
Wyman, Matthew	7	450	64.3	4	1			
Total	7	450	64.3	4	1	42	44	21
Opponents	8	460	57.5	3	0	131	31.8	33

DEFENSIVE STATISTICS

		GP-GS	SOLO	TACKLES AST	TOTAL	TFL/YDS	SACKS NO-YARDS	PASS DEF INT-YDS	BRUP	QBH	FUMBLES RCV-YDS	FF	BLOCKED KICK	SAF
19	Miller, Tyrone	1-1	4	4	8	.	.	.	2
5	Marcquis Roberts	1-1	5	2	7
22	Allen, Greg	1-1	5	1	6
9	Smithson, Fish	1-1	2	3	5	.	.	.	1
30	Shaw, Tevin	1-1	2	3	5	1
28	Arnick, Courtney	1-1	3	1	4
32	Miles, Schyler	1-0	3	1	4
96	Wise, Daniel	1-1	2	2	4	0.5-3	0.5-3
8	Stewart, Brandon	1-1	3	.	3
39	Michael Glatczak	1-0	2	.	2
29	Dineen, Joe	1-0	2	.	2	1
56	Olobia, Anthony	1-0	1	1	2
13	Mosby, Damani	1-1	2	.	2
10	Goodman, Ben	1-1	1	1	2	1.5-7	1.5-7
99	King, Corey	1-1	.	1	1
90	Fletcher, Kapil	1-0	.	1	1
46	Dorance Armstrong	1-0	1	.	1	1.0-5	1.0-5
54	Dezir, Jacky	1-0	.	1	1
59	Rosser, Cameron	1-0	1	.	1
16	Sims, Steven	1-1	1	.	1
	Total	1-1	40	22	62	3.0-15	3.0-15	.	3	2
	Opponents	1-1	55	27	82	3.0-4	0-0	1-53	2	2	1-0	2	.	.

GAME-BY-GAME RUSHING STATISTICS

GAME	FINAL SCORE	SCORE BY QUARTER 1 2 3 4(OT)	FIRST DOWNS RU PA PN TOT	RUSHING ATT YDS TD	PASSING C-A-I YDS TD	TOTAL OFFENSE ATT YDS	PUNTING NO-AVG	FUMBLES NO-LOST	PENALTY NO-YDS	THIRD DOWNS	TOTAL TOP
SDSU	41	17 14 3 7	11 11 3 25	39 170 2	17-33-0 293 3	72 463	5-41.6	0-0	3-25	5-14	29:56
Kansas	38	7 7 14 10	14 15 0 29	50 285 3	25-40-1 291 1	90 576	2-43.5	2-1	7-75	7-16	30:04

GAME-BY-GAME OFFENSIVE STARTERS

	WR	LT	LG	C	RG	RT	TE	WR	WR	QB	RB
SDSU	Sims	Shelley-Smith	Peters	Haughton	Banks	Mazyck	Johnson	Parmalee	Hartzog	Cozart	Kinner
Memphis											
Rutgers											
Iowa State											
Baylor											
Texas Tech											
Oklahoma State											
Oklahoma											
Texas											
TCU											
West Virginia											
Kansas State											

GAME-BY-GAME DEFENSIVE STARTERS

	DE	NT	T	DE	LB	LB	NB	CB	S	S	CB
SDSU	Goodman	King	Wise	Mosby	Roberts	Arnick	Shaw	Stewart	Smithson	Allen	Miller
Memphis											
Rutgers											
Iowa State											
Baylor											
Texas Tech											
Oklahoma State											
Oklahoma											
Texas											
TCU											
West Virginia											
Kansas State											

GAME-BY-GAME PASSING

#2 COZART, MONTELL	ATT	COMP	INT	PCT	YARDS	TD	LONG	SACK	YDS	EFFIC
SOUTH DAKOTA STATE	38	25	1	65.8	291	1	39	0	0	133.5
TOTALS	38	25	1	65.8	291	1	39	0	0	133.5
#13 WILLIS, RYAN	ATT	COMP	INT	PCT	YARDS	TD	LONG	SACK	YDS	EFFIC
SOUTH DAKOTA STATE	2	0	0	0	0	0	0	0	0	0
TOTALS	2	0	0	0	0	0	0	0	0	0

GAME-BY-GAME RUSHING

	NO-YDS/TD	SDSU	MEM	RU	ISU	BU	TTU	OSU	OU	UT	TCU	WVU	KSU
Kinner, Ke'aun RB	27-157/2	27-157/2											
Cozart, Montell QB	18-94/0	18-94/0											
Parmalee, Tre' WR	1/19/2001	1/19/2001											
Mann, De'Andre RB	4/13/2000	4/13/2000											
Schadler, Ryan RB	1/2/2000	1/2/2000											

GAME-BY-GAME RECEIVING

	NO-YDS/TD	SDSU	MEM	RU	ISU	BU	TTU	OSU	OU	UT	TCU	WVU	KSU
Parmalee, Tre' WR	3-82/0	3-82/0											
Crawley, Darius WR	2-64/0	2-64/0											
Taylor, Kent TE	2-25/1	2-25/1											
Hartzog, Bobby WR	3-24/0	3-24/0											
Neal, Derrick WR	1-20/0	1-20/0											
Stanford, Joshua WR	2-19/0	2-19/0											
Sims, Steven WR	3-15/0	3-15/0											
Mann, De'Andre RB	4-15/0	4-15/0											
Barbel, Shakiem WR	2-15/0	2-15/0											
Johnson, Ben TE	3-12/0	3-12/0											

GAME-BY-GAME TACKLES

	UA-A	TOT	SDSU	MEM	RU	ISU	BU	TTU	OSU	OU	UT	TCU	WVU	KSU
Miller, Tyrone CB	4-4	8	4-4											
Roberts, Marcquis LB	2-5	7	2-5											
Allen, Greg S	1-5	6	1-5											
Smithson, Fish S	3-2	5	3-2											
Shaw, Tevin S	3-2	5	3-2											
Arnack, Courtney LB	1-3	4	1-3											
Miles, Schyler LB	1-3	4	1-3											
Wise, Daniel DT	2-2	4	2-2											
Stewart, Brandon CB	3-0	3	3-0											
Goodman, Ben DE	1-1	2	1-1											
Olobia, Anthony DE	1-1	2	1-1											
Dineen, Joe LB	2-0	2	2-0											
Mosby, Damani DE	2-0	2	2-0											
Glatczak, Michael S	2-0	2	2-0											
Sims, Steven WR	1-0	1	1-0											
Armstrong, Dorance DE	1-0	1	1-0											
Dezir, Jacky DT	0-1	1	0-1											
Rosser, Cameron LB	1-0	1	1-0											
Fletcher, Kapil DT	0-1	1	0-1											
King, Corey DT	0-1	1	0-1											

GAME-BY-GAME TACKLES FOR LOSS

	UA-A	TOT	SDSU	MEM	RU	ISU	BU	TTU	OSU	OU	UT	TCU	WVU	KSU
Goodman, Ben DE	1-1	1.5	1.5-7											
Armstrong, Dorance DE	1-0	1.0	1.0-5											
Wise, Daniel DT	0-1	0.5	0.5-3											

GAME-BY-GAME SACKS

	UA-A	TOT	SDSU	MEM	RU	ISU	BU	TTU	OSU	OU	UT	TCU	WVU	KSU
Goodman, Ben DE	1-1	1.5	1.5-7											
Armstrong, Dorance DE	1-0	1.0	1.0-5											
Wise, Daniel DT	0-1	0.5	0.5-3											

SEASON SUPERLATIVES

KANSAS INDIVIDUALS

Rushes	27	Kinner, Ke'aun vs South Dakota State (Sep 05, 2015)
Yards Rushing	157	Kinner, Ke'aun vs South Dakota State (Sep 05, 2015)
TD Rushes	2	Kinner, Ke'aun vs South Dakota State (Sep 05, 2015)
Long Rush	26	Kinner, Ke'aun vs South Dakota State (Sep 05, 2015)
Pass attempts	38	Cozart, Montell vs South Dakota State (Sep 05, 2015)
Pass completions	25	Cozart, Montell vs South Dakota State (Sep 05, 2015)
Yards Passing	291	Cozart, Montell vs South Dakota State (Sep 05, 2015)
TD Passes	1	Cozart, Montell vs South Dakota State (Sep 05, 2015)
Long Pass	39	Cozart, Montell vs South Dakota State (Sep 05, 2015)
Receptions	4	Mann, De'Andre vs South Dakota State (Sep 05, 2015)
Yards Receiving	82	Parmalee, Tre' vs South Dakota State (Sep 05, 2015)
TD Receptions	1	Taylor, Kent vs South Dakota State (Sep 05, 2015)
Long Reception	39	Crawley, Darius vs South Dakota State (Sep 05, 2015)
Field Goals	1	Bartolotta, Nick vs South Dakota State (Sep 05, 2015)
Long Field Goal	23	Bartolotta, Nick vs South Dakota State (Sep 05, 2015)
Punts	2	Kahn, Eric vs South Dakota State (Sep 05, 2015)
Punting Avg	43.5	Kahn, Eric vs South Dakota State (Sep 05, 2015)
Long Punt	49	Kahn, Eric vs South Dakota State (Sep 05, 2015)
Punts inside 20	0	
Long Punt Return	26	Parmalee, Tre' vs South Dakota State (Sep 05, 2015)
Long Kickoff Return	91	Schadler, Ryan vs South Dakota State (Sep 05, 2015)
Tackles	8	Miller, Tyrone vs South Dakota State (Sep 05, 2015)
Sacks	1.5	Goodman, Ben vs South Dakota State (Sep 05, 2015)
Tackles For Loss	1.5	Goodman, Ben vs South Dakota State (Sep 05, 2015)
Interceptions	0	

KANSAS TEAM

Rushes	51	vs South Dakota State (Sep 05, 2015)
Yards Rushing	285	vs South Dakota State (Sep 05, 2015)
Yards Per Rush	5.6	vs South Dakota State (Sep 05, 2015)
TD Rushes	3	vs South Dakota State (Sep 05, 2015)
Pass attempts	40	vs South Dakota State (Sep 05, 2015)
Pass completions	25	vs South Dakota State (Sep 05, 2015)
Yards Passing	291	vs South Dakota State (Sep 05, 2015)
Yards Per Pass	7.3	vs South Dakota State (Sep 05, 2015)
TD Passes	1	vs South Dakota State (Sep 05, 2015)
Total Plays	91	vs South Dakota State (Sep 05, 2015)
Total Offense	576	vs South Dakota State (Sep 05, 2015)
Yards Per Play	6.3	vs South Dakota State (Sep 05, 2015)
Points	38	vs South Dakota State (Sep 05, 2015)
Sacks By	3	vs South Dakota State (Sep 05, 2015)
First Downs	29	vs South Dakota State (Sep 05, 2015)
Penalties	7	vs South Dakota State (Sep 05, 2015)
Penalty Yards	75	vs South Dakota State (Sep 05, 2015)
Turnovers	2	vs South Dakota State (Sep 05, 2015)
Interceptions By	0	
Punts	2	vs South Dakota State (Sep 05, 2015)
Punting Avg	43.5	vs South Dakota State (Sep 05, 2015)
Long Punt	49	vs South Dakota State (Sep 05, 2015)
Punts inside 20	0	
Long Punt Return	26	vs South Dakota State (Sep 05, 2015)

OPPONENT INDIVIDUALS

Rushes	24	Isaac Wallace, vs South Dakota State (Sep 05, 2015)
Yards Rushing	118	Isaac Wallace, vs South Dakota State (Sep 05, 2015)
TD Rushes	1	Isaac Wallace, vs South Dakota State (Sep 05, 2015)
		BradyMengarelli, vs South Dakota State (Sep 05, 2015)
Long Rush	25	BradyMengarelli, vs South Dakota State (Sep 05, 2015)
Pass attempts	33	Zach Lujan, vs South Dakota State (Sep 05, 2015)
Pass completions	17	Zach Lujan, vs South Dakota State (Sep 05, 2015)
Yards Passing	293	Zach Lujan, vs South Dakota State (Sep 05, 2015)
TD Passes	3	Zach Lujan, vs South Dakota State (Sep 05, 2015)
Long Pass	60	Zach Lujan, vs South Dakota State (Sep 05, 2015)
Receptions	8	Jake Wieneke, vs South Dakota State (Sep 05, 2015)
Yards Receiving	160	Jake Wieneke, vs South Dakota State (Sep 05, 2015)
TD Receptions	2	Jake Wieneke, vs South Dakota State (Sep 05, 2015)
Long Reception	60	Jake Wieneke, vs South Dakota State (Sep 05, 2015)
Field Goals	2	Jay Carlson, vs South Dakota State (Sep 05, 2015)
Long Field Goal	28	Jay Carlson, vs South Dakota State (Sep 05, 2015)
Punts	5	Brady Hale, vs South Dakota State (Sep 05, 2015)
Punting Avg	41.6	Brady Hale, vs South Dakota State (Sep 05, 2015)
Long Punt	56	Brady Hale, vs South Dakota State (Sep 05, 2015)
Punts inside 20	4	Brady Hale, vs South Dakota State (Sep 05, 2015)
Long Punt Return	2	Je Ryan Butler, vs South Dakota State (Sep 05, 2015)
Long Kickoff Return	22	Isaac Wallace, vs South Dakota State (Sep 05, 2015)
Tackles	10	Jesse Bobbit, vs South Dakota State (Sep 05, 2015)
Sacks	0	
Tackles For Loss	1	Jesse Bobbit, vs South Dakota State (Sep 05, 2015)
		Nick Farina, vs South Dakota State (Sep 05, 2015)
		Cole Langer, vs South Dakota State (Sep 05, 2015)
Interceptions	1	Dallas Brown, vs South Dakota State (Sep 05, 2015)

OPPONENT TEAM

Rushes	39	vs South Dakota State (Sep 05, 2015)
Yards Rushing	170	vs South Dakota State (Sep 05, 2015)
Yards Per Rush	4.4	vs South Dakota State (Sep 05, 2015)
TD Rushes	2	vs South Dakota State (Sep 05, 2015)
Pass attempts	33	vs South Dakota State (Sep 05, 2015)
Pass completions	17	vs South Dakota State (Sep 05, 2015)
Yards Passing	293	vs South Dakota State (Sep 05, 2015)
Yards Per Pass	8.9	vs South Dakota State (Sep 05, 2015)
TD Passes	3	vs South Dakota State (Sep 05, 2015)
Total Plays	72	vs South Dakota State (Sep 05, 2015)
Total Offense	463	vs South Dakota State (Sep 05, 2015)
Yards Per Play	6.4	vs South Dakota State (Sep 05, 2015)
Points	41	vs South Dakota State (Sep 05, 2015)
Sacks By	0	
First Downs	25	vs South Dakota State (Sep 05, 2015)
Penalties	3	vs South Dakota State (Sep 05, 2015)
Penalty Yards	25	vs South Dakota State (Sep 05, 2015)
Turnovers	0	
Interceptions By	1	vs South Dakota State (Sep 05, 2015)
Punts	5	vs South Dakota State (Sep 05, 2015)
Punting Avg	41.6	vs South Dakota State (Sep 05, 2015)
Long Punt	56	vs South Dakota State (Sep 05, 2015)
Punts inside 20	4	vs South Dakota State (Sep 05, 2015)
Long Punt Return	2	vs South Dakota State (Sep 05, 2015)

The Last Time Kansas...

TEAM	
Scored 80+ points	86 vs. South Dakota State, 1947 (previous: 83 vs. Washington, Mo., 1923)
Scored 70-79 points	76, Nebraska, 2007 (71 vs. Cal State Northridge, 1999)
Scored 60-69 points	62, Southeastern Louisiana, 2007 (63 vs. Toledo, 2004)
Scored 50-59 points	52, Colorado, 2010 (previous: 52, vs. Kansas State, 2008)
Scored 40-49 points	45, Northern Illinois, 2011 (previous: 42 vs. McNeese State, 2011)
Scored 40+ points in back-to-back games	45, Northern Illinois and 42, McNeese State, 2011
Rushed for 500+ yards	556, Missouri, 1975
Rushed for 400-499 yards	418 vs. UAB, 1994
Rushed for 300-399 yards	315, West Virginia, 2013 (previous: 390, at Texas Tech, 2012)
Rushed for 200-299 yards	228, vs. Iowa State, 2014 (previous: 202, at Oklahoma State, 2013)
Passed for 500+ yards	Never
Passed for 400-499 yards	498 vs. Missouri, 2009 (previous: 421 at Colorado, 2009)
Passed for 300-399 yards	342, vs. TCU, 2014 (previous: 303, vs. TCU, 2012)
Rushed/Passed for 200+ yards	285 rush, 291 pass vs. South Dakota State, 2015 (previous: 228 rush, 286 pass vs. Iowa State, 2014)
Had 600+ yards of total offense	615 vs. FIU, 2007 (previous: 641 vs. Jacksonville State, 2003)
Had 500-599 yards of total offense	576, vs. South Dakota State, 2015 (previous: 514, vs. Iowa State, 2014)
Scored on first offensive play	vs. Cental Michigan, 2014 (Pierson 74 yd run) (previous: vs. Minnesota, 2008 (Briscoe 60 pass from Reesing))
Won on final offensive play	vs. Louisiana Tech, 2013 (Wyman 52 FG) (previous: vs. Iowa State, 2005 (Webb 34 FG (OT))
Lost on final offensive play	vs. Rice, 2012, (Boswell, 27 FG) (previous: vs. Missouri, 2009, Ressel 27 FG)
Won in overtime	vs. Iowa State (24-21), 2005
Lost in overtime	at Texas Tech, 2012 (41-34)
Recorded a safety	at Kansas State, 2012 (previous: vs. Missouri, 2008)
Recorded two safeties	vs. Southeastern Louisiana, 2007
Recorded two defensive touchdowns	vs. Northwestern, 2003 (previous: vs. Missouri, 2001)
Recorded a 90+ yard scoring drive	91, vs. Iowa State, 2014 (previous: 91, at Rice, 2013)
Zero punts in a game	vs. UNLV, 2003 (previous: vs. Illinois State, 1998)
Zero sacks allowed in a game	vs. South Dakota State, 2015 (previous: at Iowa State 2013)
Recorded a shutout	vs. Louisiana Tech, 2008 (previous: vs. Southeastern Louisiana, 2007)
Held opponent to 0 yards rushing	(-31) vs. Southeastern Louisiana, 2007 (previous [-6] at Missouri, 2004)
Blocked multiple kicks in a game	2, vs. South Dakota State, 2011 (2 Blocked Punts) (previous: 3, at Oklahoma, 2004 (Blocked PAT, Blocked FG, Blocked Punt)
Blocked multiple punts in a game	2, vs. South Dakota State, 2011
Scored a special teams TD	vs. South Dakota State (91 yd KOR TD, 2015 (previous: vs. West Virginia (76 yd PR TD, 2014)
Scored a special teams & defensive TD	vs. FIU, 2007
10+ Pass Breakups in a game	14, vs. Iowa State, 2014

INDIVIDUAL OFFENSE	
Rushed for 200+ yards	211, James Sims, vs. West Virginia, 2013 (previous: 202, Tony Pierson at Texas Tech, 2012)
Rushed for 150-199 yards	157, Ke'aun Kinner vs. South Dakota State, 2015 (previous: 202, Tony Pierson at Texas Tech, 2012)
Two Players Rushed for 100+ yards	Tony Pierson (102) & Corey Avery (104) vs. Iowa State, 2014 (previous: Tony Pierson (202) & James Sims (127) at Texas Tech, 2012)
Three Players Rushed for 100+ yards	Smith (253), Banks (120), and Wright (116), vs. Missouri, 1975
Had 40+ carries	40, June Henley vs. Iowa State, 1996
Had 30-39 carries	30, James Sims at Texas Tech, 2012
Had 25-29 carries	27, Ke'aun Kinner vs. South Dakota state, 2015 (previous: 30, James Sims at Texas Tech, 2012)
Rushed for 5 TDs	Never
Rushed for 4 TDs	James Sims vs. Colorado, 2010 (previous: Jake Sharp vs. Kansas State, 2008)
Rushed for 3 TDs	James Sims vs. West Virginia, 2013 (previous: JJames Sims vs. Colorado, 2010)
Passed for 500+ yards	Never
Passed for 400-499 yards	498, Todd Reesing vs. Missouri, 2009 (previous: 401, Todd Reesing at Colorado, 2009)
Passed for 300-399 yards	332, Cummings, Michael vs. TCU, 2014 (previous: 303, Dayne Crist vs. TCU, 2012)
Threw 5+ TDs	6, Todd Reesing vs. Nebraska, 2007
Threw 4 TDs	Todd Reesing vs. Missouri, 2009
Threw 3 TDs	Montell Cozart vs. SEMO, 2014
Had 50+ pass attempts	55, Todd Reesing vs. Missouri, 2009 (previous: 51, Todd Reesing at Colorado, 2009)
Had 40-49 pass attemptps	40, Cummings, Michael vs. Iowa State, 2014 (previous: 46, Jake Heaps vs. Louisiana Tech, 2013)
Had 30-39 pass attemptps	38, Montell Cozart vs. South Dakota State, 2015

Had 30+ pass completions	(previous: 37, Cummings, Michael vs. TCU, 2014) 37, Todd Reesing vs. Missouri, 2009 (previous: 37, Todd Reesing vs. Iowa State, 2009)
Had 25-29 pass completions	25, Montell Cozart vs. South Dakota State, 2015 (previous: 28, Jake Heaps vs. Louisiana Tech, 2013)
QB Rush for 100+ yards	121, Bill Whittemore vs. Colorado, 2002
QB Rush for 100+ yards, pass for 200+ yards	(121 / 217) Bill Whittemore vs. Colorado, 2002
Had 15+ catches	16, Kerry Meier vs. Iowa State, 2009
Had 10-14 catches	14, Dezmon Briscoe and 10, Kerry Meier vs. Missouri, 2009
Had Two Players with 10+ catches	Dezmon Briscoe (14) and Kerry Meier (10) vs. Missouri, 2009 (previous: Kerry Meier (11) and Johnathan Wilson (10) at South Florida, 2008)
Had 250+ yards receiving	269, Dezmon Briscoe at Oklahoma, 2008
Had 200-249 yards receiving	242, Dezmon Briscoe vs. Missouri, 2009 (previous: 201, Dezmon Briscoe vs. Minnesota, 2008)
Had 150-199 yards receiving	181, Dezmon Briscoe at Texas Tech, 2009 (previous: 154, Dezmon Briscoe at Colorado, 2009)
Had 100 yards receiving	Jimmay Mundine (137), Nigel King (128) vs. TCU, 2014 (previous: 101, Nigel King vs. Iowa State, 2014)
Had 100+ yards rushing and receiving	Never
Had a touchdown rushing and receiving	Toben Oporum vs. Southern Miss, 2009 (previous: Jake Sharp at Iowa State, 2008)
2 Players with 100+ yards receiving	137, Jimmay Mundine and Nigel King, 128, vs. TCU, 2014 (previous: 154, Dezmon Briscoe and 103, Kerry Meier at Colorado, 2009)
3 Players with 100+ yards receiving	Never
Had 4+ TD receptions	4, Quintin Smith vs. Louisville, 1989
Had 3 TD receptions	Dezmon Briscoe vs. Minnesota, 2008 (previous: Briscoe vs. FIU, 2008)
Had 2 TD receptions	Nick Harwell at Baylor, 2014 (previous: Nick Harwell vs. SEMO, 2014)

INDIVIDUAL DEFENSE	
Intercepted 3 passes	3, Bill Crank vs. Tulane, 1958
Intercepted 2 passes	2, Dexter McDonald vs. SEMO, 2014 (previous: 2, Isaiah Johnson vs. Texas, 2013)
Returned multiple interceptions for TDs	2, Patrick Brown vs. UAB, 1997
Returned an interception for a TD	Shepherd, JaCorey (32) at TCU, 2013 (previous: Tyler Patmon (54) at Northern Illinois, 2012)
Interception Return for 100+ yards	100, Aqib Talib vs. FIU, 2007
Recorded 15+ Tackles	Ben Heeney (21) at Texas Tech, 2014 Ben Heeney (15) at Duke, 2014 Ben Heeney (15) at Rice, 2013 (previous: Steven Johnson (18) and Keeston Terry (15) at Texas, 2011)
Recorded 10-14 Tackles	Isaiah Johnson (12), Courtney Arnick (10), at Oklahoma, 2014 (previous: Ben Heeney (11), Cassius Sendish (10) vs. TCU, 2014)
Two Players with 10+ Tackles	Isaiah Johnson (12), Courtney Arnick (10), at Oklahoma, 2014 (previous: Ben Heeney (11), Cassius Sendish (10) vs. TCU, 2014)
Recorded 5+ Sacks	5, Brandon Perkins vs. Louisiana Tech, 2005
Recorded 4 Sacks	5, Brandon Perkins vs. Louisiana Tech, 2005
Recorded 3 Sacks	3, James Holt vs. Minnesota, 2008 (previous: 3, David McMillan vs. Missouri, 2004)
Had 5+ Pass Breakups	5, Shepherd, JaCorey, vs. Iowa State
Returned a fumble for a TD	63, Cassius Sendish, at Oklahoma (2014)

INDIVIDUAL SPECIAL TEAMS	
Returned a Kickoff for a Touchdown	91, Ryan Schadler vs. South Dakota State, 2015 (previous: 96, D.J. Beshears vs. New Mexico State, 2010)
Punt Return for a Touchdown	76, Nick Harwell vs. West Virginia, 2014 (previous: 75, Daymond Patterson vs. FIU, 2008)
Blocked a Punt	Josh Ford vs. Oklahoma, 2013 (previous: Josh Ford vs. South Dakota, 2013)
Blocked Punt Return for a TD	Dakota Lewis vs. FIU, 2007
Blocked a FG	Tevin Shaw vs. Oklahoma State, 2014 (previous: T.J. Semke vs. West Virginia, 2014)
Blocked FG Return for a TD	54, Patrick Brown at Oklahoma, 1996
Blocked a PAT	Brandon Rideau vs. Oklahoma, 2004
Returned a PAT for a Two-Point Conversion	Carl Nesmith vs. Texas, 2000
Executed a Fake Punt for a First Down	Ron Doherty at Kansas State, 2012
Executed a Fake Field Goal	T.J. Millweard and Trent Smiley vs. TCU, 2014 (previous: Blake Jablonski and Toben Oporum, at Kansas State, 2012)
Made 5+ Field Goals	5, Bruce Kallmeyer vs. Wichita State, 1983
Made 4 Field Goals	4, Scott Webb vs. Kansas State, 2006
Made a Field Goal of 50+ Yards	52, Matthew Wyman vs. Louisiana Tech, 2013 (previous: 57, Jacob Bransetter vs. Oklahoma, 2009)
Recorded a 70+ yard Punt	72 and 70, Trevor Pardula at Duke, 2014 (previous: 78, Trevor Pardula vs. Louisiana Tech, 2013)
Recorded a 60-69 yard Punt	64 and 61, Trevor Pardula vs. TCU, 2014 (previous: 61, Trevor Pardula at Baylor, 2014)

The Last Time a Kansas Opponent...

TEAM	
Scored 80+ points	Never
Scored 70-79 points	70 at Oklahoma State, 2011 (PREV: 71, at Oklahoma, 1987)
Scored 60-69 points	60, at Baylor, 2014 (previous: 61, at Texas A&M, 2011)
Scored 50-59 points	51, at Kansas State, 2014
Scored 40-49 points	41, vs. South Dakota State, 2015 (previous: 44, at Oklahoma, 2014)
Scored 40+ points in back-to-back games	(51) at Kansas State, (44) at Oklahoma, 2014
Rushed for 500+ yards	510, at Oklahoma (2014) (previous: 604, at Georgia Tech, 2011)
Rushed for 400-499 yards	441, at Texas, 2011 (Prev: 604 at Georgia Tech, 2011)
Rushed for 300-399 yards	326, at Baylor, 2014 (previous: 331, at Duke, 2014)
Rushed for 200-299 yards	208, vs. Kansas State (2013)
Passed for 500+ yards	508, at Texas Tech, 2012
Passed for 400-499 yards	437, vs. Baylor, 2013
Passed for 300-399 yards	311, at Kansas State, 2014 (previous: 330, vs. TCU, 2014)
Rushed/Passed for 200+ yards	326 rushing; 343 passing at Baylor, 2014 (previous: 202 rushing; 300 passing at Iowa State, 2013)
Had 600+ yards of total offense	669, at Baylor, 2014 (previous: 743, vs. Baylor, 2013)
Had 500-599 yards of total offense	505, at Kansas State, 2014 (previous: 549, at Oklahoma, 2014)
Scored on first offensive play	at Georgia Tech, 2011 (95-yard run)
Won on final offensive play	Rice, 2012 (Boswell, 45 FG)
Lost on final offensive play	Louisiana Tech, 2013 (Wyman 52 FG)
Won in overtime	41-34, at Texas Tech, 2012 (Prev: 31-30, Baylor, 2011)
Recorded a safety	at Texas A&M, 2011 (snap fumbled through end zone) (Prev: at Texas, 2011)
Recorded two safeties	at Texas, 2001
Recorded two defensive touchdowns	Iowa State, 1996 (fumble ret., INT ret.)
Recorded two special teams touchdowns	at Oklahoma, 2012 (punt return, kickoff return) (Prev: at Colorado, 2005)
Zero punts in a game	at Texas A&M, 2011 (Prev: vs. Oklahoma State, 2010)
Zero sacks allowed in a game	at Kansas State, 2014 (previous: at Oklahoma, 2014)
Held KU to 0 yards rushing	at Texas, 2011 (Prev: vs. San Diego State, 1999)
Blocked multiple kicks in a game	Oklahoma State, 2010 (blocked FG and punt)
Scored a special teams TD	vs. TCU, 2014 (PR) (previous: vs. Oklahoma State, 2014 (KR))
Scored a special teams & defensive TD	Oklahoma State, 2002 (blocked punt, fumble return)

INDIVIDUAL OFFENSE	
Rushed for 200+ yards	427, Samaje Perine, at Oklahoma, 2014 (previous: 245, Shaun Wilson, at Duke, 2014)
Rushed for 150-199 yards	170, D. Washington, at Texas Tech, 2014 (previous: 157, Charles Ross, at Rice, 2013)
Two Players Rushed for 100+ yards	L. Seastrunk (111) and S. Linwood (106), vs. Baylor, 2013
Three Players Rushed for 100+ yards	Crouch (127), Alexander (119), Buckhalter (100), at Nebraska, 2000
Had a 90+ yard run from scrimmage	99, Zach Zenner, South Dakota State, 2012
Had 40+ carries	41, Jason Wright, Northwestern, 2003
Had 30-39 carries	34, Samaje Perine, at Oklahoma, 2014 (previous: 30, John Hubert, Kansas State 2013)
Had 25-29 carries	27, Charles Ross, at Rice, 2013 (previous: 29, Joseph Randle, Oklahoma State, 2012)
Rushed for 5+ TDs	5, Samaje Perine, at Oklahoma, 2014 (previous: 6, Calvin Jones, Nebraska, 1991)
Rushed for 4 TDs	John Hubert, at Kansas State, 2012
Rushed for 3 TDs	Shaun Wilson, at Duke, 2014 (previous: John Hubert, at Kansas State, 2012)
Passed for 500+ yards	Never
Passed for 400-499 yards	430, Bryce Petty, Baylor, 2013
Passed for 300-399 yards	330, Trevone Boykin, vs. TCU, 2014 (previous: 300, Grant Rohach, at Iowa State, 2013)
Threw 5+ TDs	5, Graham Harrell, Texas Tech, 2008
Threw 4 TDs	4, Jake Waters, at Kansas State, 2014 (previous: Sam Richardson, Iowa State, 2012)
Threw 3 TDs	Zach Lujan, South Dakota State, 2015 (previous: Kyle Snyder, SEMO, 2014)
Had 50+ pass attempts	50, Grant Rohach vs. Iowa State, 2014 (previous: 51, Baker Mayfield, Texas Tech, 2013)
Had 40-49 pass attemptps	44, Davis Web, at Texas Tech, 2014 (previous: 43, Paul Millard, West Virginia, 2013)
Had 30-39 pass attemptps	33, Zach Lujan, South Dakota State, 2015 (previous: 35, Clint Trickett, at West Virginia, 2014) (previous: 33, Anthony Boone, at Duke, 2014)

Had 30+ pass completions	33, Baker Mayfield, Texas Tech, 2013
Had 25-29 pass completions	25, Grant Rohach, vs. Iowa State, 2014 (previous: 28, Davis Webb, at Texas Tech, 2014)
Had completion percentage of 70 percent (Min. 20 pass attempts)	70.3%, Trevone Boykin, vs. TCU, 2014 (26-37) (previous: 75%, Grant Rohach, at Iowa State, 2013 (15-of-20)**)
Had completion percentage of 80 percent (Min. 20 pass attempts)	95.8, Geno Smith, at West Virginia, 2012 (23-of-24)**
Had completion percentage of 90+ percent (Min. 20 pass attempts)	95.8, Geno Smith, at West Virginia, 2012 (23-of-24)**
QB Rush for 100+ yards	116, Collin Klein, at Kansas State, 2012
QB Rush for 100+ yards, pass for 200+ yards	Robert Griffin III (103 rush, 312 pass), Baylor, 2011
Had 15+ catches	15, Dana Alexander, Missouri, 2009
Had 10-14 catches	13, DJ Banks, Louisiana Tech, 2013
Had Two Players with 10+ catches	Never*
Had 250+ yards receiving	300, Adarius Bowman, Oklahoma State, 2006
Had 200-249 yards receiving	217, Ryan Broyles, Oklahoma, 2011
Had 150-199 yards receiving	160, Jake Wieneke, South Dakota State, 2015 (previous: 167, Corey Coleman, at Baylor, 2014)
Had 100+ yards rushing and receiving	O. Smith (157 rushing, 108 receiving) at Georgia Tech, 2011
Had a touchdown rushing and receiving	Orwin Smith, at Georgia Tech, 2011
2 Players with 100+ yards receiving	Bailey (159) and Austin (110), at West Virginia, 2012
3 Players with 100+ yards receiving	Never*
Had 4+ TD receptions	4, Adarius Bowman, Oklahoma, 2006
Had 3 TDs receptions	Maurice Purify, Nebraska, 2007
Had 2 TD receptions	Jake Wieneke, South Dakota State, 2015 (previous: Tyler Lockett, at Kansas State, 2014)

INDIVIDUAL DEFENSE	
Intercepted 3+ passes	3, Darcel McBath, Texas Tech, 2008
Intercepted 2 passes	Duke Thomas, vs. Texas, 2014 (previous: Javon Harris, at Oklahoma, 2012) (previous: Bryce Callahan, Rice, 2012)
Returned multiple interceptions for TDs	Never*
Returned an interception for a TD	Michael Kutzler, at Rice, 2013 (previous: Tim Atchison, Baylor, 2010)
Interception Return for 100+ yards	Never*
Recorded 15+ Tackles	18, Jutin Cherocci, Central Michigan, 2014 (previous: 15, B. Slaughter, Kansas State 2013)
Recorded 10-14 Tackles	Paul Dawson, vs. TCU, 2014 (previous: Emmanuel Ogbah, Oklahoma State, 2014)
Two Players with 10+ Tackles	Seeley (13), Cotton-Moya (12), vs. Iowa State, 2014 (previous: Hicks (11), Edmond (11), vs. Texas, 2014)
Recorded 5+ Sacks	Never*
Recorded 4 Sacks	Never*
Recorded 3 Sacks	Marquez Herrod, at Colorado, 2009
Forced 2 fumbles	K.J. Smith at Baylor, 2014

INDIVIDUAL SPECIAL TEAMS	
Returned a Kickoff for a Touchdown	Tyreek Hill (99) vs. Oklhaoma State, 2014 (previous: Mario Alford (94) at West Virginia, 2014)
Kickoff Return of 100 Yards	Justin Gilbert (100) at Oklahoma State, 2013 (previous: Roy Finch (100), at Oklahoma, 2012)
Two returns for TDs	Gerald Neasman (99 kickoff; 41 INT), Kansas State, 1997
Punt Return for a Touchdown	C. Echols-Luper, vs. TCU (69), 2014 (previous: Justin Brown (90), at Oklahoma, 2012)
Blocked a Punt	Derek Brown, at Rice, 2013 (previous: Michael Harrison, Oklahoma State, 2010)
Blocked a Punt Return for a TD	Michael Harrison, Oklahoma State, 2010
Blocked a FG	Breon Border, at Duke, 2014 (previous: Tim Hamm-Bey, SEMO, 2014)
Blocked FG Return for a TD	Robert Blackmon (64), Baylor, 1988
Blocked a PAT	D. Roberts, at Kansas State, 2014 (previous: R. Texada, vs. TCU, 2014)
Returned a PAT for a Two-Point Conversion	Aaron Colvin, Oklahoma, 2013
Made 5+ Field Goals	5, Jeff Jacke, at Missouri, 1992
Made 4 Field Goals	Chris Callahan, at Baylor, 2014 (previous: Josh Lambert, at West Virginia, 2014)
Made a Field Goal of 50+ Yards	52, M. McCrane, at Kansas State, 2014 (previous: 53, Josh Lambert, at West Virginia, 2014)
Recorded a 70+ yard Punt	73, Quinn Sharp, Oklahoma State, 2012
Recorded a 60-69 yard Punt	62, Spencer Roth, at Baylor, 2012

Player Capsules



GREG ALLEN

HT: 5-11 WT: 212 YR: Jr.
HOMETOWN: Houston, Texas
PS: Alief Taylor

22

ALLEN'S CAREER STATS

TACKLES	G-S	UA	A	Total	TFL	Yds	PD	FF	FR	Blkd
2013	8-0	2	0	2	0.0	0	0	0	0	0
2014	12-3	13	4	17	2.0	7	1	0	0	0
2015	1-1	5	1	6	0.0	0	0	0	0	0
TOTAL	21-4	20	5	25	2.0	7	1	0	0	0

SACKS	G-S	UA	A	Total	Yds
2013	8-0	0	0	0.0	0
2014	12-3	1	0	1.0	1
2015	1-1	0	0	0.0	0
TOTAL	21-4	1	0	1.0	1

ALLEN'S CAREER HIGHS

Tackles: 6, vs. SDSU (2015)
Sacks: 1, vs. TCU (2014)
Tackles for Loss: 1, (2x), MR vs. TCU (2014)
Pass Breakups: 1, vs. Texas (2014)
Quarterback Hurries: 1, vs. Iowa State (2014)

ALLEN'S SEASON HIGHS

Tackles: 6, vs. SDSU



DORANCE ARMSTRONG, JR.

HT: 6-4 WT: 225 YR: Fr.
HOMETOWN: Houston, Texas
PS: North Shore HS

46

ARMSTRONG'S CAREER STATS

TACKLES	G-S	UA	A	Total	TFL	Yds	PD	FF	FR	Blkd
2015	1-0	1	0	1	1.0	5	0	0	0	0
TOTAL	1-0	1	0	1	1.0	5	0	0	0	0

SACKS	G-S	UA	A	Total	Yds
2015	1-0	1	0	1.0	5
TOTAL	1-0	1	0	1.0	5

ARMSTRONG'S CAREER HIGHS

Tackles: 1, vs. SDSU (2015)
Sacks: 1, vs. SDSU (2015)
Tackles for Loss: 1.0, vs. SDSU (2015)



COURTNEY ARNICK

HT: 6-2 WT: 210 YR: Jr.
HOMETOWN: Dallas, Texas
PS: Carter

28

ARNICK'S CAREER STATS

TACKLES	G-S	UA	A	Total	TFL	Yds	PD	FF	FR	Blkd
2013	12-6	26	25	51	3.5	7	1	1	0	0
2014	12-5	34	11	45	4.0	10	2	0	0	0
2015	1-1	3	1	4	0.0	0	0	0	0	0
TOTAL	25-12	63	37	100	7.5	17	3	1	0	0

SACKS	G-S	UA	A	Total	Yds
2013	12-6	0	0	0.0	0
2014	12-5	1	0	1.0	6
2015	1-1	0	0	0.0	0
TOTAL	25-12	1	0	1.0	6

ARNICK'S CAREER HIGHS

Tackles: 10, at Oklahoma (2014)
Sacks: 1.0, vs. Central Michigan (2014)
Tackles for Loss: 1.0, (6x), MR vs. Iowa State (2014)
Forced Fumbles: 1, vs. Texas Tech (2013)
Pass Breakups: 2, vs. Iowa State (2014)
Quarterback Hurries: 1, (2x), MR vs. Texas (2014)

ARNICK'S SEASON HIGHS

Tackles: 4, vs. SDSU



SHAKIEM BARBEL

HT: 6-3 WT: 192 YR: Sr.
HOMETOWN: Fresno, Calif.
PS: Fresno City College

82

BARBEL'S CAREER STATS

REC	G-S	REC	YDS	TD	LG	REC/G	AVG/C	AVG/G
2014	1-0	0	0	0	0	0.0	0.0	0.0
2015	1-0	2	15	0	11	2.0	7.5	15.0
TOTAL	2-0	2	15	0	11	1.0	7.5	7.5

BARBEL'S CAREER HIGHS

Receptions: 2, vs. SDSU (2015)
Receiving Yards: 15, vs. SDSU (2015)
Longest Reception: 11, vs. SDSU (2015)

BARBEL'S SEASON HIGHS

Receptions: 2, vs. SDSU
Receiving Yards: 15, vs. SDSU
Longest Reception: 11, vs. SDSU

Player Capsules



K

NICK **BARTOLOTTA**


HT: 5-6 WT: 190 YR: So.
HOMETOWN: St. Louis, Mo.
PS: College of DuPage

14

BARTOLOTTA'S CAREER STATS

SCORING	G	TD	Rush	Pass	Retn	PAT	2PAT	FG	Total	Avg/G
2015	1	0	0	0	0	5	0	1	8	8.0
TOTAL	1	0	0	0	0	5	0	1	8	8.0

FIELD GOALS	G	Att	Made	Lg	Pct
2015	1	1	1	23	100.0
TOTAL	1	1	1	23	100.0



S

BAZIE **BATES IV**

HT: 6-1 WT: 186 YR: Jr.
HOMETOWN: Allen, Texas
PS: Trinity Valley CC


24

BATES' CAREER STATS

TACKLES	G-S	UA	A	Total	TFL	Yds	PD	FF	FR	Blkd
2015	1-0	--	--	--	--	--	--	--	--	--
TOTAL	1-0	--	--	--	--	--	--	--	--	--

BARTOLOTTA'S CAREER HIGHS
Field Goals Made: 1, vs. SDSU (2015)
Field Goals Attempted: 1, vs. SDSU (2015)
Long Made: 23, vs. SDSU (2015)
Long Attempt: 23, vs. SDSU (2015)

BATES' CAREER HIGHS
Tackles:
Sacks:
Tackles for Loss:
Pass Breakups:
Quarterback Hurries:



RB

TAYLOR **COX**

HT: 5-11 WT: 206 YR: R-Sr.
HOMETOWN: Mill Creek, Wash.
PS: College of Siskiyous


36

COX'S CAREER STATS

RUSH	G-S	ATT	YDS	TD	LG	AVG/C	AVG/G
2012	12-3	91	464	3	39	5.1	38.7
2013	2-0	6	44	0	22	7.3	22.0
2014 - DNP							
2015	0-0	--	--	--	--	--	--
TOTAL	14-3	97	508	3	39	5.2	36.3

REC	G-S	REC	YDS	TD	LG	REC/G	AVG/C	AVG/G
2012	12-2	3	24	0	17	0.2	8.0	2.0
2013	2-0	0	0	0	0	0.0	0.0	0.0
2014 - DNP								
2015	--	--	--	--	--	--	--	--
TOTAL	14-3	3	24	0	17	0.2	8.0	1.7

RETURN	NO	YDS	TD	LG	AVG/R	AVG/G
2012	9	198	0	42	22.0	16.5
2013	2	34	0	27	17.0	17.0
2014 - DNP						
2015	--	--	--	--	--	--
TOTAL	11	232	0	42	21.1	16.6



LB

BEAU **BELL**

HT: 5-11 WT: 217 YR: Sr.
HOMETOWN: Wichita, Kan.
PS: Hutchinson CC

37

BELL'S CAREER STATS

TACKLES	G-S	UA	A	Total	TFL	Yds	PD	FF	FR	Blkd
2013	8-0	0	0	0	0.0	0	0	0	0	0
2014	9-0	1	0	1	0.0	0	0	0	0	0
2015	1-0	0	0	0	0.0	0	0	0	0	0
TOTAL	18-0	1	0	1	0.0	0	0	0	0	0

COX'S CAREER HIGHS
Rushes: 16, vs. South Dakota State (2012)
Rushing Yards: 121, vs. South Dakota State (2012)
Longest Rush: 39, vs. South Dakota State (2012)
Rushing Touchdowns: 1 (3x), MR: vs. Iowa State (2012)
Receptions: 1 (3x), MR, vs. Iowa State (2012)
Receiving Yards: 17, vs. Iowa State (2012)
Longest Reception: 17, vs. Iowa State (2012)
Kickoff Returns: 4, at Baylor (2012)
Kickoff Return Yards: 110, at Baylor (2012)
Longest Kickoff Return: 42, at Baylor (2012)

COX'S SEASON HIGHS

BELL'S CAREER HIGHS
Tackles: 1, vs. SEMO (2014)

Player Capsules



QB

MONTELL COZART

HT: 6-2 WT: 193 YR: Jr.
HOMETOWN: Kansas City, Mo.
PS: Bishop Miege

2

COZART'S CAREER STATS

PASS	G-S	ATT	CMP	INT	YDS	TD	LG	PCT	AVG/P	AVG/G	EFFIC
2013	7-3	63	23	2	227	0	45	36.5	3.6	32.4	60.4
2014	7-5	128	64	7	701	5	67	50.0	5.5	100.1	98.0
2015	1-1	38	25	1	291	1	39	65.8	7.7	291.0	133.5
TOTAL	15-9	229	112	10	1219	6	67	48.9	5.3	81.3	93.5

RUSH	G-S	ATT	YDS	TD	LG	AVG/C	AVG/G
2013	7-3	66	214	1	21	3.2	30.6
2014	7-5	52	63	0	24	1.2	9.0
2015	1-1	18	94	0	20	5.2	94.0
TOTAL	15-9	136	371	1	24	2.7	24.7

REC	REC	YDS	TD	LG	REC/G	AVG/C	AVG/G
2014	1	5	0	5	0.1	5.0	0.7
TOTAL	1	5	0	5	0.1	5.0	0.4

ALL PURPOSE	G	Rush	Rec	PR	KR	IR	Total	Avg/G
2013	7-3	214	0	0	0	0	214	30.6
2014	7-5	63	5	0	0	0	68	9.7
2015	1-1	94	0	0	0	0	94	94.0
TOTAL	15-9	371	5	0	0	0	376	25.1

COZART'S CAREER HIGHS

Pass Attempts: 38, vs. SDSU (2015)
Completions: 25, vs. SDSU (2015)
Passing Yards: 291, vs. SDSU (2015)
Touchdown Passes: 3, vs. SEMO (2014)
Longest Completion: 67, vs. SEMO (2014)
Rushes: 19, vs. Texas (2014)
Rushing Yards: 94, vs. SDSU (2015)
Longest Rush: 24, at Duke (2014)
Rushing Touchdowns: 1, at Texas (2013)
Receptions: 1, vs. Central Michigan (2014)
Receiving Yards: 5, vs. Central Michigan (2014)

COZART'S SEASON HIGHS

Attempts: 38, vs. SDSU
Completions: 25, vs. SDSU
Passing Yards: 291, vs. SDSU
Touchdown Passes: 1, vs. SDSU
Longest Completion: 39, vs. SDSU
Rushes: 18, vs. SDSU
Rushing Yards: 94, vs. SDSU
Longest Rush: 20, vs. SDSU



WR

DARIOUS CRAWLEY

HT: 5-11 WT: 190 YR: So.
HOMETOWN: Houston, Texas
PS: Cypress Ridge

12

CRAWLEY'S CAREER STATS

RUSH	G-S	ATT	YDS	TD	LG	AVG/C	AVG/G
2014	5-0	12	29	0	7	2.4	5.8
2015	1-0	0	0	0	0	0.0	0.0
TOTAL	6-0	12	29	0	7	2.4	4.8

REC	G-S	REC	YDS	TD	LG	REC/G	AVG/C	AVG/G
2014	5-0	1	7	0	7	0.2	7.0	1.4
2015	1-0	2	64	0	39	2.0	32.0	64.0
TOTAL	6-0	3	71	0	39	0.5	23.7	11.8

RETURN	NO	YDS	TD	LG	AVG/R	AVG/G
2014	2	35	0	24	17.5	7.0
2015	0	0	0	0	0.0	0.0
TOTAL	2	35	0	24	17.5	5.8

TACKLES	G-S	UA	A	TOT	TFL	YDS	PD	FF	FR	BLKD
2014	5-0	2	2	4	0.0	0	0	0	1	0
2015	1-0	0	0	0	0.0	0	0	0	0	0
TOTAL	6-0	2	2	4	0.0	0	0	0	1	0

CRAWLEY'S CAREER HIGHS

Rushes: 6, (2x), MR at Oklahoma (2014)
Rushing Yards: 14, vs. Iowa State (2014)
Longest Rush: 7, at Baylor (2014)
Receptions: 2, vs. SDSU (2015)
Receiving Yards: 64, vs. SDSU (2015)
Long Reception: 39, vs. SDSU (2015)
Kick Returns: 1, (2x), MR at K-State (2014)
Kick Return Yards: 24, at K-State (2014)
Tackles: 2, vs. TCU (2014)
Fumble Recoveries: 1, vs. TCU (2014)

CRAWLEY'S SEASON HIGHS

Receptions: 2, vs. SDSU
Receiving Yards: 64, vs. SDSU
Long Reception: 39, vs. SDSU



CB

RONNIE DAVIS

HT: 6-0 WT: 192 YR: Sr.
HOMETOWN: Oklahoma City, Okla.
PS: NE Oklahoma A&M

23

DAVIS' CAREER STATS

TACKLES	G-S	UA	A	Total	TFL	Yds	PD	FF	FR	Blkd
2014	10-0	3	1	4	0.0	0	1	0	0	0
2015	1-0	0	0	0	0.0	0	0	0	0	0
TOTAL	11-0	3	1	4	0.0	0	1	0	0	0

TACKLES	G-S	UA	A	Total	TFL	Yds	PD	FF	FR	Blkd
2015	1	0	1	1	0.0	0	0	0	0	0
TOTAL	1	0	1	1	0.0	0	0	0	0	0


TACKLES	G-S	UA	A	Total	TFL	Yds	PD	FF	FR	Blkd
2015	1	0	1	1	0.0	0	0	0	0	0
TOTAL	1	0	1	1	0.0	0	0	0	0	0

TACKLES	G-S	UA	A	Total	TFL	Yds	PD	FF	FR	Blkd
2015	1	0	1	1	0.0	0	0	0	0	0
TOTAL	1	0	1	1	0.0	0	0	0	0	0

TACKLES	G-S	UA	A	Total	TFL	Yds	PD	FF	FR	Blkd
2015	1	0	1	1	0.0	0	0	0	0	0
TOTAL	1	0	1	1	0.0	0	0	0	0	0

DAVIS' CAREER HIGHS

Tackles: 1, (4x), MR at K-State (2014)
Pass Breakups: 1, vs. SEMO (2014)



DEZIR

JACKY DEZIR

HT: 6-1 WT: 286 YR: So.
HOMETOWN: Chicago, Ill.
PS: College of DuPage

54

DEZIR'S CAREER STATS

TACKLES	G-S	UA	A	Total	TFL	Yds	PD	FF	FR	Blkd
2015	1	0	1	1	0.0	0	0	0	0	0
TOTAL	1	0	1	1	0.0	0	0	0	0	0

TACKLES	G-S	UA	A	Total	TFL	Yds	PD	FF	FR	Blkd
2015	1	0	1	1	0.0	0	0	0	0	0
TOTAL	1	0	1	1	0.0	0	0	0	0	0

TACKLES	G-S	UA	A	Total	TFL	Yds	PD	FF	FR	Blkd
2015	1	0	1	1	0.0	0	0	0	0	0
TOTAL	1	0	1	1	0.0	0	0	0	0	0


TACKLES	G-S	UA	A	Total	TFL	Yds	PD	FF	FR	Blkd
2015	1	0	1	1	0.0	0	0	0	0	0
TOTAL	1	0	1	1	0.0	0	0	0	0	0

TACKLES	G-S	UA	A	Total	TFL	Yds	PD	FF	FR	Blkd
2015	1	0	1	1	0.0	0	0	0	0	0
TOTAL	1	0	1	1	0.0	0	0	0	0	0

DEZIR'S CAREER HIGHS

Tackles: 1, vs. SDSU (2015)

Player Capsules



LB

JOE DINEEN, JR.

HT: 6-2 WT: 212 YR: So.
HOMETOWN: Lawrence, Kan.
PS: Free State

29

DINEEN'S CAREER STATS

RUSHING	G-S	Att	Yds	TD	Lg	Avg/C	Avg/G
2014	11-0	14	45	0	7	3.2	4.1
2015	1-0	0	0	0	0	0.0	0.0
TOTAL	12-0	14	45	0	7	3.2	3.8

PASSING	G-S	Att	Cmp	Int	Yds	TD	Lg	Pct	Avg/P	Avg/G	Effic
2014	11-0	1	1	0	5	0	5	100.0	5.0	0.5	142.0
2015	1-0	0	0	0	0	0	0	0.0	0.0	0.0	0.0
TOTAL	12-0	1	1	0	5	0	5	100.0	5.0	0.4	142.0


TACKLES	G-S	UA	A	Total	TFL	Yds	PD	FF	FR	Blkd
2014	11-0	4	1	5	0.0	0	0	0	0	0
2015	1-0	2	0	2	0.0	0	0	0	0	0
TOTAL	12-0	6	1	7	0.0	0	0	0	0	0

DINEEN'S CAREER HIGHS

Rushes: 6, at Duke (2014)
 Rushing Yards: 28, at Duke (2014)
 Longest Rush: 7, at Duke (2014)
 Passing Attempts: 1, vs. Central Michigan (2014)
 Passing Completions: 1, vs. Central Michigan (2014)
 Passing Yards: 5, vs. Central Michigan (2014)
 Tackles: 2, (2x), MR vs. SDSU (2015)
 Quarterback Hurries: 1, vs. SDSU (2015)

DINEEN'S SEASON HIGHS

Tackles: 2, vs. SDSU
 Quarterback Hurries: 1, vs. SDSU (2015)



DT

KAPIL FLETCHER

HT: 6-3 WT: 285 YR: Sr.
HOMETOWN: Fort Lauderdale, Fla.
PS: Hartnell College

90

FLETCHER'S CAREER STATS


TACKLES	G-S	UA	A	Total	TFL	Yds	PD	FF	FR	Blkd
2014	7-0	4	0	4	0.0	0	0	0	0	0
2015	1-0	0	1	1	0.0	0	0	0	0	0
TOTAL	8-0	4	1	5	0.0	0	0	0	0	0

FLETCHER'S CAREER HIGHS

Tackles: 3, at West Virginia (2014)
 Pass Breakups: 1, vs. Central Michigan (2014)

FLETCHER'S SEASON HIGHS

Tackles: 1, vs. SDSU



S

MICHAEL GLATCZAK

HT: 5-10 WT: 173 YR: Sr.
HOMETOWN: Centralia, Kan.
PS: Butler CC

39

GLATCZAK'S CAREER STATS


TACKLES	G-S	UA	A	Total	TFL	Yds	PD	FF	FR	Blkd
2014	7-0	1	0	1	0.0	0	0	0	0	0
2015	1-0	2	0	2	0.0	0	0	0	0	0
TOTAL	8-0	3	0	3	0.0	0	0	0	0	0

GLATCZAK'S CAREER HIGHS

Tackles: 2, vs. SDSU (2015)

GLATCZAK'S SEASON HIGHS

Tackles: 2, vs. SDSU



DE

BEN GOODMAN, JR.

HT: 6-3 WT: 253 YR: Sr.
HOMETOWN: Beaumont, Texas
PS: West Brook

10

GOODMAN'S CAREER STATS

TACKLES	G-S	UA	A	Total	TFL	Yds	PD	FF	FR	Blkd
2012	11-0	13	8	21	3.5	20	0	0	0	0
2013	12-12	23	11	34	7.5	29	3	0	0	1
2014	12-12	14	7	21	2.0	4	0	0	1	0
2015	1-1	1	1	2	1.5	7	0	0	0	0
TOTAL	36-25	51	28	78	14.0	60	3	0	1	1

SACKS	G-S	UA	A	Total	Yds
2012	11-0	1	0	1.0	16
2013	12-12	3	0	3.0	20
2014	12-12	1	0	1.0	3
2015	1-1	1	1	1.5	7
TOTAL	36-25	6	1	6.0	46

INTERCEPTIONS	G-S	No.	Yds	TD	Lg	Avg/R	Avg/G
2012	11-0	0	0	0	0	0.0	0.0
2013	12-12	1	54	0	54	54.0	4.5
2014	12-12	0	0	0	0	0.0	0.0
2015	1-1	0	0	0	0	0.0	0.0
TOTAL	36-25	1	54	0	54	54.0	1.5


GOODMAN'S CAREER HIGHS

Tackles: 6, vs. West Virginia (2013)
 Tackles for Loss: 2.0, (4x), MR vs. SEMO (2014)
 Sacks: 1.5, vs. SDSU (2015)
 Interceptions: 1, vs. West Virginia (2013)
 Pass Breakups: 1, (2x), MR at Oklahoma State (2013)
 QB Hurries: 2, at Northern Illinois (2012)
 Fumble Recoveries: 1, vs. Central Michigan (2014)

GOODMAN'S SEASON HIGHS

Tackles: 2, vs. SDSU
 Tackles for Loss: 1.5, vs. SDSU
 Sacks: 1.5, vs. SDSU

Player Capsules



WR

CHEVY **GRAHAM**

HT: 5-9 WT: 196 YR: Jr.
HOMETOWN: Uniondale, N.Y.
PS: Easton Area


36

GRAHAM'S CAREER STATS

TACKLES	G-S	UA	A	Total	TFL	Yds	PD	FF	FR	Blkd
2014	4-0	--	--	--	--	--	--	--	--	--
2015	1-0	--	--	--	--	--	--	--	--	--
TOTAL	5-0	--	--	--	--	--	--	--	--	--

GRAHAM'S CAREER HIGHS

- Tackles:
- Sacks:
- Tackles for Loss:
- Pass Breakups:
- Quarterback Hurries:



P

RUBEN **GUZMAN**

HT: 5-8 WT: 190 YR: Sr.
HOMETOWN: Fontana, Calif.
PS: A.B. Miller // Hawaii

45

GUZMAN'S CAREER STATS

PUNTING	G	No.	Yards	Lg	Avg
*2013	6	26	1040	60	40.0
2015	0	--	--	--	--
TOTAL	6	26	1040	60	40.0

GUZMAN'S CAREER HIGHS

- *Punts: 9, vs. San Jose State (2013)
- *Yards: 380, vs. San Jose State (2013)
- *Long: 60, vs. Nevada (2013)
- *Inside 20: 2, vs. San Jose State (2013)



WR

BOBBY **HARTZOG, JR.**

HT: 5-11 WT: 189 YR: So.
HOMETOWN: Houston, Texas
PS: Westside

5

HARTZOG'S CAREER STATS

REC	G-S	REC	YDS	TD	LG	REC/G	AVG/C	AVG/G
2014	9-0	0	0	0	0	0.0	0.0	0.0
2015	1-1	3	24	0	9	3.0	8.0	24.0
TOTAL	10-1	3	24	0	9	0.3	8.0	2.4


KICK RETURNS	G	No.	Yds	TD	Lg	Avg/R	Avg/G
2014	9	2	33	0	19	16.5	3.7
2015	1	0	0	0	0	0.0	0.0
TOTAL	10	2	33	0	19	16.5	3.3

HARTZOG'S CAREER HIGHS

- Receptions: 3, vs. SDSU (2015)
- Receiving Yards: 24, vs. SDSU (2015)
- Long Reception: 9, vs. SDSU (2015)
- Kickoff Returns: 2, at Duke (2014)
- Kickoff Return Yards: 33, at Duke (2014)
- Longest Kickoff Return: 19, at Duke (2014)

HARTZOG'S SEASON HIGHS

- Receptions: 3, vs. SDSU
- Receiving Yards: 24, vs. SDSU
- Long Reception: 9, vs. SDSU



DT

TYLER **HOLMES**

HT: 6-3 WT: 270 YR: Jr.
HOMETOWN: Garland, Texas
PS: Sasche

94


HOLMES' CAREER STATS

TACKLES	G-S	UA	A	Total	TFL	Yds	PD	FF	FR	Blkd
2013	3-0	1	0	1	0.0	0	0	0	0	0
2014	12-0	4	6	10	0.5	0	0	0	0	0
2015	0-0	--	--	--	--	--	--	--	--	--
TOTAL	15-0	5	6	11	0.5	0	0	0	0	0

HOLMES' CAREER HIGHS

- Tackles: 4, vs. TCU (2014)

Player Capsules



TE

BEN JOHNSON
 HT: 6-5 WT: 230 YR: So.
 HOMETOWN: Basehor, Kan.
 PS: Basehor Linwood

84

JOHNSON'S CAREER STATS


RECEIVING	G-S	Rec	Yds	TD	Lg	Rec/G	Avg/C	Avg/G
2014	12-0	8	80	0	17	0.7	10.0	6.7
2015	1-1	3	12	0	5	3.0	4.0	12.0
TOTAL	13-1	11	92	0	17	0.8	8.4	7.1

JOHNSON'S CAREER HIGHS

Receptions: 3, vs. SDSU (2015)
Receiving Yards: 25, at Texas Tech (2014)
Longest Reception: 17, at West Virginia (2014)
Tackles: 1, vs. SEMO (2014)

JOHNSON'S SEASON HIGHS

Receptions: 3, vs. SDSU
Receiving Yards: 12, vs. SDSU
Longest Reception: 5, vs. SDSU



P

ERIC KAHN
 HT: 6-5 WT: 204 YR: Sr.
 HOMETOWN: Spring Hill, Kan.
 PS: MidAmerican Nazarene

18

KAHN'S CAREER STATS

Kickoffs	G	No.	Yards	Avg.
2013	2	2	127	63.5
2014	2	6	240	40.0
TOTAL	4	8	367	45.9


PUNTING	G	No.	Yards	Lg	Avg
2013	2	0	0	0	0.0
2014	2	0	0	0	0.0
2015	1	2	87	49	43.5
TOTAL	5	2	87	49	43.5

KAHN'S CAREER HIGHS

Punts: 2, vs. SDSU (2015)
Punt Yards: 87, vs. SDSU (2015)
Long Punt: 49, vs. SDSU (2015)
Punt Average: 43.5, vs. SDSU (2015)
Kickoffs: 4, vs. Oklahoma State (2014)
Kickoff Yards: 134, vs. Oklahoma State (2014)

KAHN'S SEASON HIGHS

Punts: 2, vs. SDSU
Punt Yards: 87, vs. SDSU
Long Punt: 49, vs. SDSU
Punt Average: 43.5, vs. SDSU



DT

COREY KING
 HT: 6-1 WT: 295 YR: Sr.
 HOMETOWN: Boca Raton, Fla.
 PS: Miami

99

KING'S CAREER STATS

TACKLES	G-S	UA	A	TOT	TFL	YDS	PD	FF	FR	BLKD
*2012	9-1	6	7	13	0.0	0	0	0	0	0
*2013	3-0	0	1	1	0.0	0	0	0	0	0
*2014	4-0	0	0	0	0.0	0	0	0	0	0
2015	1-1	0	1	1	0.0	0	0	0	0	0
TOTAL	17-2	6	9	15	0.0	0	0	0	0	0

KING'S CAREER HIGHS

Tackles: 3, (2x), MR vs. USF

KING'S SEASON HIGHS

Tackles: 1, vs. SDSU



RB

KE'AUN KINNER
 HT: 5-9 WT: 180 YR: Jr.
 HOMETOWN: Little Elm, Texas
 PS: Navarro JC

22

KINNER'S CAREER STATS

RUSH	G-S	ATT	YDS	TD	LG	AVG/C	AVG/G
2015	1-1	27	157	2	26	5.8	157.0
TOTAL	1-1	27	157	2	26	5.8	157.0

KINNER'S CAREER HIGHS

Rushes: 27, vs. SDSU (2015)
Rushing Yards: 157, vs. SDSU (2015)
Longest Rush: 26, vs. SDSU (2015)
Rushing Touchdowns: 2, vs. SDSU (2015)

Player Capsules



RB

DE'ANDRE **MANN**

HT: 5-9 WT: 205 YR: Sr.
HOMETOWN: Miami, Fla.
PS: Hartnell College

23

MANN'S CAREER STATS

RUSH	G-S	ATT	YDS	TD	LG	AVG/C	AVG/G
2014	9-1	85	399	0	21	4.7	44.3
2015	1-0	4	13	0	5	3.2	13.0
TOTAL	10-1	89	412	0	21	4.6	41.2


RECEIVING	G	Rec	Yds	TD	Lg	Rec/G	Avg/C	Avg/G
2014	9-1	8	56	0	36	0.9	7.0	6.2
2015	1-0	4	15	0	6	4.0	3.8	15.0
TOTAL	10-1	12	71	0	36	1.2	5.9	7.1

MANN'S CAREER HIGHS

Rushes: 17, vs. Texas (2014)
Rushing Yards: 121, vs. SEMO (2014)
Longest Rush: 21, vs. SEMO (2014)
Receptions: 4, vs. SDSU (2015)
Receiving Yards: 36, vs. Duke (2014)
Longest Reception: 36, at Duke (2014)

MANN'S SEASON HIGHS

Rushes: 4, vs. SDSU
Rushing Yards: 13, vs. SDSU
Longest Rush: 5, vs. SDSU
Receptions: 4, vs. SDSU
Receiving Yards: 15, vs. SDSU
Longest Reception: 5, vs. SDSU



LB

SCHYLER **MILES**

HT: 6-2 WT: 221 YR: R-Jr.
HOMETOWN: Tampa, Fla.
PS: Berkeley Prep

32

MILES' CAREER STATS

TACKLES	G	UA	A	Total	TFL	Yds	PD	FF	FR	Blkd
2012	11-0	4	5	9	0.0	0	0	0	0	0
2013	10-0	9	6	15	0.0	0	0	0	0	0
2014	- DNP									
2015	1-0	3	1	4	0.0	0	0	0	0	0
TOTAL	22-0	16	12	28	0.0	0	0	0	0	0

MILES' CAREER HIGHS

Tackles: 4, vs. SDSU (2015)
Rushes: 1, vs. Rice (2012)
Rushing Yards: 1, vs. Rice (2012)
Rushing Touchdowns: 1, vs. Rice (2012)

MILES' SEASON HIGHS

Tackles: 4, vs. SDSU



CB

TYRONE **MILLER, JR.**

HT: 6-0 WT: 180 YR: Fr.
HOMETOWN: Ann Arbor, Mich.
PS: Saline

19

MILLER'S CAREER STATS

TACKLES	G-S	UA	A	Total	TFL	Yds	PD	FF	FR	Blkd
2015	1-1	4	4	8	0.0	0	2	0	0	0
TOTAL	1-1	4	4	8	0.0	0	2	0	0	0

MILLER'S CAREER HIGHS

Tackles: 8, vs. SDSU (2015)
Pass Breakups: 2, vs. SDSU (2015)



QB

T.J. **MILLWEARD**

HT: 6-4 WT: 219 YR: Jr.
HOMETOWN: Colleyville, Texas
PS: UCLA

10

MILLWEARD'S CAREER STATS

PASSING	G-S	Att	Cmp	Int	Yds	TD	Lg	Pct	Avg/P	Avg/G	Effic
2014	3-0	3	2	0	14	0	10	66.7	4.7	4.7	105.9
2015	0-0	--	--	--	--	--	--	--	--	--	--
TOTAL	3-0	3	2	0	14	0	10	66.7	4.7	4.7	105.9

MILLWEARD'S CAREER HIGHS

Pass Attempts: 1, (3x), MR at Oklahoma (2014)
Completions: 1, (2x), MR vs. TCU (2014)
Passing Yards: 10, vs. TCU (2014)
Longest Completion: 10, vs. TCU (2014)

Player Capsules



DAMANI **MOSBY**

HT: 6-3 WT: 239 YR: R-Jr.
HOMETOWN: Atlanta, Ga.
PS: Mesa CC

13

MOSBY'S CAREER STATS

TACKLES	G-S	UA	A	Total	TFL	Yds	PD	FF	FR	Blkd
2015	1-1	2	0	2	0.0	0	0	0	0	0
TOTAL	1-1	2	0	2	0.0	0	0	0	0	0

MOSBY'S CAREER HIGHS

Tackles: 2, vs. SDSU (2015)



WR

DERRICK **NEAL**

HT: 5-10 WT: 170 YR: So.
HOMETOWN: Dallas, Texas
PS: Lincoln

7

NEAL'S CAREER STATS

RECEIVING	G	Rec	Yds	TD	Lg	Rec/G	Avg/C	Avg/G
2014	4-0	0	0	0	0	0.0	0.0	0.0
2015	1-0	1	20	0	20	1.0	20.0	20.0
TOTAL	5-0	1	20	0	20	0.2	20.0	4.0

PUNT RETURNS	G	No.	Yds	TD	Lg	Avg/R	Avg/G
2014	4	4	10	0	6	2.5	2.5
2015	1	0	0	0	0	0.0	0.0
TOTAL	5	4	10	0	6	2.5	2.0

TACKLES	G-S	UA	A	Total	TFL	Yds	PD	FF	FR	Blkd
2014	4-0	1	0	1	0.0	0	0	0	0	0
2015	1-0	0	0	0	0.0	0	0	0	0	0
TOTAL	5-0	1	0	1	0.0	0	0	0	0	0

KICK RETURNS	G	No.	Yds	TD	Lg	Avg/R	Avg/G
2014	4	0	0	0	0	0.0	0.0
2015	1	1	16	0	16	16.0	16.0
TOTAL	5	1	16	0	16	16.0	3.2

NEAL'S CAREER HIGHS

Receptions: 1, vs. SDSU (2015)
Receiving Yards: 20, vs. SDSU (2015)
Long Reception: 20, vs. SDSU (2015)
Kick Returns: 1, vs. SDSU (2015)
Kick Return Yards: 16, vs. SDSU (2015)
Long Kick Return: 16, vs. SDSU (2015)
Punt Returns: 2, (2x), MR at Texas Tech (2014)
Long Punt Return 6, at Texas Tech (2014)
Tackles: 1, at Baylor (2014)

NEAL'S SEASON HIGHS

Receptions: 1, vs. SDSU
Receiving Yards: 20, vs. SDSU
Long Reception: 20, vs. SDSU
Kick Returns: 1, vs. SDSU
Kick Return Yards: 16, vs. SDSU
Long Kick Return: 16, vs. SDSU



LB

OSAIZE **OGBEBOR**

HT: 6-1 WT: 210 YR: Fr.
HOMETOWN: McKinney, Texas
PS: Heritage

31

OGBEBOR'S CAREER STATS

TACKLES	G-S	UA	A	Total	TFL	Yds	PD	FF	FR	Blkd
2015	1-0	--	--	--	--	--	--	--	--	--
TOTAL	1-0	--	--	--	--	--	--	--	--	--

OGBEBOR'S CAREER HIGHS

Tackles:
Sacks:
Tackles for Loss:
Pass Breakups:
Quarterback Hurries:



DE

ANTHONY **OLOBIA**

HT: 6-5 WT: 239 YR: R-Jr.
HOMETOWN: Renton, Wash.
PS: Arizona Western College

56


OLOBIA'S CAREER STATS

TACKLES	G-S	UA	A	Total	TFL	Yds	PD	FF	FR	Blkd
2015	1-0	1	1	2	0.0	0	0	0	0	0
TOTAL	1-0	1	1	2	0.0	0	0	0	0	0

OLOBIA'S CAREER HIGHS

Tackles: 2, vs. SDSU (2015)

Player Capsules



WR

TRE' **PARMALEE**

HT: 5-10 WT: 171 YR: Sr.
HOMETOWN: Overland Park, Kan.
PS: Bishop Miege

11

PARMALEE'S CAREER STATS

RUSHING	G	Att	Yds	TD	Lg	Avg/C	Avg/G
2012	12-1	1	15	0	15	15.0	1.2
2013	7-3	0	0	0	0	0.0	0.0
2014	6-0	0	0	0	0	0.0	0.0
2015	1-1	1	19	1	19	19.0	19.0
TOTAL	26-5	2	34	1	19	17.0	1.3

RECEIVING	G	Rec	Yds	TD	Lg	Rec/G	Avg/C	Avg/G
2012	12-1	7	79	0	23	0.6	11.3	6.6
2013	7-3	9	74	0	17	1.3	8.2	10.6
2014	6-0	4	21	0	8	0.7	5.2	3.5
2014	1-1	3	82	0	35	3.0	27.3	82.0
TOTAL	26-5	23	256	0	35	0.9	11.1	9.8

PUNT RETURNS	G	No.	Yds	TD	Lg	Avg/R	Avg/G
2012-14	24	--	--	--	--	--	--
2015	1	2	25	0	26	12.5	25.0
TOTAL	25	2	25	0	26	12.5	1.0

KICK RETURNS	G	No.	Yds	TD	Lg	Avg/R	Avg/G
2012	12	13	260	0	33	20.0	21.7
2013	8	0	0	0	0	0.0	0.0
2014	6	0	0	0	0	0.0	0.0
2015	1	0	0	0	0	0.0	0.0
TOTAL	27	13	260	0	33	20.0	10.4

PARMALEE'S CAREER HIGHS

Receptions: 3, (2x), MR vs. SDSU (2015)
Receiving Yards: 82, vs. SDSU (2015)
Longest Reception: 35, vs. SDSU (2015)
Rushes: 1, (2x), MR vs. SDSU (2015)
Rushing Yards: 19, vs. SDSU (2015)
Rushing Touchdowns: 1, vs. SDSU (2015)
Longest Rush: 19, vs. SDSU (2015)
Kick Returns: 6, at Oklahoma (2012)
Kick Return Yards: 100, at Oklahoma (2012)

PARMALEE'S SEASON HIGHS

Receptions: 3, vs. SDSU
Receiving Yards: 82, vs. SDSU
Longest Reception: 35, vs. SDSU
Rushes: 1, vs. SDSU
Rushing Yards: 19, vs. SDSU
Rushing Touchdowns: 1, vs. SDSU
Longest Rush: 19, vs. SDSU
Punt Returns: 2, vs. SDSU
Punt Return Yards: 25, vs. SDSU
Longest Punt Return: 26, vs. SDSU



WR

QUINCY **PERDUE**

HT: 6-3 WT: 210 YR: So.
HOMETOWN: Smyrna, Ga.
PS: UAB

17


PERDUE'S CAREER STATS

REC	G-S	REC	YDS	TD	LG	REC/G	AVG/C	AVG/G
*2014	6-0	2	82	1	41	0.3	41.0	13.7
2015	0-0	--	--	--	--	--	--	--
TOTAL	6-0	2	82	1	41	0.3	41.0	13.7

TACKLES	G-S	UA	A	TOT	TFL	YDS	PD	FF	FR	BLKD
*2014	6-0	1	0	1	0.0	0	0	0	0	0
2015	0-0	--	--	--	--	--	--	--	--	--
TOTAL	6-0	1	0	1	0.0	0	0	0	0	0

PERDUE'S CAREER HIGHS

Receptions: 1, (2X), MR vs. North Texas (2014)
Receiving Yards: 75, at Mississippi State (2014)
Receiving Touchdowns: 1, at Mississippi State (2014)
Long Reception: 75, at Mississippi State (2014)



WR

TYLER **PATRICK**

HT: 6-0 WT: 179 YR: R-Fr.
HOMETOWN: The Woodlands, Texas
PS: The Woodlands


4

PATRICK'S CAREER STATS

REC	G-S	REC	YDS	TD	LG	REC/G	AVG/C	AVG/G
2015	1-0	--	--	--	--	--	--	--
TOTAL	1-0	--	--	--	--	--	--	--

PATRICK'S CAREER HIGHS

Receptions:
Receiving Yards:
Longest Reception:



WR

AARON **PLUMP**

HT: 5-10 WT: 213 YR: Sr.
HOMETOWN: Topeka, Kan.
PS: Topeka West // Butler CC

34


PLUMP'S CAREER STATS

TACKLES	G-S	UA	A	TOT	TFL	YDS	PD	FF	FR	BLKD
2014	5-0	0	0	0	0.0	0	0	0	0	0
2015	1-0	--	--	--	--	--	--	--	--	--
TOTAL	6-0	0	0	0	0.0	0	0	0	0	0

PLUMP'S CAREER HIGHS

Tackles:
Sacks:
Tackles for Loss:
Pass Breakups:
Quarterback Hurries:

Player Capsules



RB

PRESTON **RANDALL**

HT: 6-1

WT: 193

YR: Jr.

HOMETOWN: Lawrence, Kan.

PS: Veritas Christian School


40

RANDALL'S CAREER STATS

RUSH	G-S	ATT	YDS	TD	LG	AVG/C	AVG/G
2013	2-0	--	--	--	--	--	--
2014	8-0	--	--	--	--	--	--
2015	1-0	--	--	--	--	--	--
TOTAL	11-0	--	--	--	--	--	--

RANDALL'S CAREER HIGHS

Rushes:
Rushing Yards:
Longest Rush:



LB

MARCQUIS **ROBERTS**

HT: 6-1

WT: 220

YR: Jr.

HOMETOWN: Powder Springs, Ga.

PS: South Carolina

5

ROBERTS' CAREER STATS

TACKLES	G-S	UA	A	TOT	TFL	YDS	PD	FF	FR	BLKD
*2013	13-9	31	17	48	3.5	11	2	1	0	0
*2014	13-6	15	16	31	1.5	1	2	0	0	0
2015	1-1	5	2	7	0.0	0	0	0	0	0
TOTAL	27-16	51	35	86	5.0	12	4	1	0	0

ROBERTS' CAREER HIGHS

Tackles: 7, (2x), MR vs. SDSU (2015)
*Tackles for Loss: 2, at Georgia (2013)
*Sacks: 1, at Georgia (2013)
*Pass Breakups: 1, (4x), MR at Auburn (2014)
*Quarterback Hurries: 1, (2x), MR vs. Missouri (2014)

ROBERTS' SEASON HIGHS

Tackles: 7, vs. SDSU



LB

CAMERON **ROSSER**

HT: 6-1

WT: 221

YR: Jr.

HOMETOWN: Las Vegas, Nev.

PS: Silverado

59

ROSSER'S CAREER STATS

TACKLES	G-S	UA	A	Total	TFL	Yds	PD	FF	FR	Blkd
2013	0-0	--	--	--	--	--	--	--	--	--
2014	3-0	--	--	--	--	--	--	--	--	--
2015	1-0	1	0	1	0.0	0	0	0	0	0
TOTAL	4-0	1	0	1	0.0	0	0	0	0	0

ROSSER'S CAREER HIGHS

Tackles: 1, vs. SDSU (2015)

ROSSER'S SEASON HIGHS

Tackles: 1, vs. SDSU (2015)



RB

RYAN **SCHADLER**

HT: 5-11

WT: 185

YR: R-Fr.

HOMETOWN: Hesston, Kan.

PS: Wichita State

33

SCHADLER'S CAREER STATS

RUSH	G-S	ATT	YDS	TD	LG	AVG/C	AVG/G
2015	1-0	1	2	0	2	2.0	2.0
TOTAL	1-0	1	2	0	2	2.0	2.0

KICK RETURNS	G	No.	Yds	TD	Lg	Avg/R	Avg/G
2015		1	3	104	1	91	34.7
TOTAL		1	3	104	1	91	34.7

SCHADLER'S CAREER HIGHS

Rushes: 1, vs. SDSU (2015)
Rushing Yards: 2, vs. SDSU (2015)
Longest Rush: 2, vs. SDSU (2015)
Kick Returns: 3, vs. SDSU (2015)
Kick Return Yards: 104, vs. SDSU (2015)
Long Kick Return: 91, vs. SDSU (2015)
Kick Return Touchdowns: 1, vs. SDSU (2015)

Player Capsules



DE

T.J. SEMKE
 HT: 6-2 WT: 248 YR: Sr.
 HOMETOWN: Lee's Summit, Mo.
 PS: Lee's Summit North

35

SEMKE'S CAREER STATS

TACKLES	G-S	UA	A	Total	TFL	Yds	PD	FF	FR	Blkd
2013	11-0	0	0	0	0.0	0	0	0	0	0
2014	12-6	9	12	21	2.0	2	0	0	2	1
2015	1-0	0	0	0	0.0	0	0	0	0	0
TOTAL	24-6	9	12	21	2.0	2	0	0	2	1

SEMKE'S CAREER HIGHS

Tackles: 6, at Duke (2014)
Tackles for Loss: 1, vs. Texas (2014)
Fumble Recoveries: 1, (2x), MR at Oklahoma (2014)
Blocks: 1, at West Virginia (2014)



S

TEVIN SHAW
 HT: 5-11 WT: 198 YR: Jr.
 HOMETOWN: Piscataway, N.J.
 PS: Piscataway

30

SHAW'S CAREER STATS


TACKLES	G-S	UA	A	Total	TFL	Yds	PD	FF	FR	Blkd
2013	12-0	3	0	3	0.0	0	0	0	0	0
2014	12-8	24	12	36	2.5	5	1	1	1	1
2015	1-1	2	3	5	0.0	0	0	0	0	0
TOTAL	25-9	29	15	44	2.5	5	1	1	1	1

SHAW'S CAREER HIGHS

Tackles: 6, (2x), MR at West Virginia (2014)
Tackles for Loss: 1.5, vs. Oklahoma State (2014)
Pass Breakups: 1, vs. SMO (2014)
Forced Fumbles: 1, at Duke (2014)
Blocks: 1, vs. Oklahoma State (2014)
Fumble Recoveries: 1, vs. Oklahoma State (2014)
Quarterback Hurries: 1, vs. TCU (2014)

SHAW'S SEASON HIGHS

Tackles: 5, vs. SDSU



WR

STEVEN SIMS, JR.
 HT: 5-10 WT: 170 YR: Fr.
 HOMETOWN: Houston, Texas
 HS: Travis

16

SIMS' CAREER STATS

REC	G-S	REC	YDS	TD	LG	REC/G	AVG/C	AVG/G
2015	1-1	3	15	0	9	3.0	5.0	15.0
TOTAL	1-1	3	15	0	9	3.0	5.0	15.0

KICK RETURNS	G	No.	Yds	TD	Lg	Avg/R	Avg/G
2015	1	1	11	0	11	11.0	11.0
TOTAL	1	1	11	0	11	11.0	11.0

TACKLES	G	UA	A	Total	TFL	Yds	PD	FF	FR	Blkd
2015	1	1	0	1	0.0	0	0	0	0	0
TOTAL	1	1	0	1	0.0	0	0	0	0	0

SIMS' CAREER HIGHS

Receptions: 3, vs. SDSU (2015)
Receiving Yards: 15, vs. SDSU (2015)
Longest Reception: 9, vs. SDSU (2015)
Kick Returns: 1, vs. SDSU (2015)
Kick Return Yards: 11, vs. SDSU (2015)
Tackles: 1, vs. SDSU (2015)



S

FISH SMITHSON
 HT: 5-11 WT: 190 YR: Jr.
 HOMETOWN: Baltimore, Md.
 PS: Highland HS (Utah) // Hartnell College

9

SMITHSON'S CAREER STATS

TACKLES	G-S	UA	A	Total	TFL	Yds	PD	FF	FR	Blkd
2014	12-0	36	13	49	2.0	6	1	0	0	0
2015	1-1	2	3	5	0.0	0	1	0	0	0
TOTAL	13-1	38	16	54	2.0	6	2	0	0	0

SMITHSON'S CAREER HIGHS

Tackles: 9, at Baylor (2014)
Tackles for Loss: 1, (2x), MR at Oklahoma (2014)
Pass Breakups: 1, (2x), MR vs. SDSU (2015)

SMITHSON'S SEASON HIGHS

Tackles: 5, vs. SDSU
Pass Breakups: 1, vs. SDSU (2015)

Player Capsules



CB

COLIN SPENCER

HT: 5-10 WT: 180 YR: So.
HOMETOWN: Dallas, Texas
PS: Woodrow Wilson

26

SPENCER'S CAREER STATS

TACKLES	G-S	UA	A	Total	TFL	Yds	PD	FF	FR	Blkd
2014	10-0	2	0	2	0.0	0	0	0	0	0
2015	1-0	--	--	--	--	--	--	--	--	--
TOTAL	11-0	2	0	2	0.0	0	0	0	0	0

SPENCER'S CAREER HIGHS

Tackles: 1, (2x), MR at Baylor (2014)



WR

JOSHUA STANFORD

HT: 6-1 WT: 200 YR: Jr.
HOMETOWN: Mississauga, Ontario
PS: Martin Luther King (Ga.) // Virginia Tech

6

STANFORD'S CAREER STATS

REC	G-S	REC	YDS	TD	LG	REC/G	AVG/C	AVG/G
*2012	1-0	1	9	0	9	1.0	9.0	9.0
*2013	13-12	40	640	1	69	3.1	16.0	49.2
*2014	7-3	7	64	0	15	1.0	9.1	9.1
2015	1-0	2	19	0	12	2.0	9.5	19.0
TOTAL	22-15	50	732	1	69	2.3	14.6	33.3

STANFORD'S CAREER HIGHS

***Receptions:** 7, at Miami (2013)
***Receiving Yards:** 171, at Boston College (2013)
***Touchdown Receptions:** 1, vs. Miami (2013)
***Longest Reception:** 69, at Boston College (2013)

STANFORD'S SEASON HIGHS

Receptions: 2, vs. SDSU
Receiving Yards: 19, vs. SDSU
Longest Reception: 12, vs. SDSU



BRANDON STEWART

HT: 6-0 WT: 171 YR: Jr.
HOMETOWN: Cedar Hill, Texas
PS: Trinity Valley CC

8

STEWART'S CAREER STATS

TACKLES	G-S	UA	A	Total	TFL	Yds	PD	FF	FR	Blkd
2015	1-1	3	0	3	0.0	0	0	0	0	0
TOTAL	1-1	3	0	3	0.0	0	0	0	0	0

STEWART'S CAREER HIGHS

Tackles: 3, vs. SDSU (2015)



TE

KENT TAYLOR

HT: 6-5 WT: 220 YR: Jr.
HOMETOWN: Tampa, Fla.
PS: Land O'Lakes // Florida

81

TAYLOR'S CAREER STATS

REC	G-S	REC	YDS	TD	LG	REC/G	AVG/C	AVG/G
*2012	6-0	2	5	1	5	0.3	2.5	0.8
*2013	0-0	--	--	--	--	--	--	--
2014 - DNP Due to NCAA transfer rules								
2015	1-0	2	25	1	15	2.0	12.5	25.0
TOTAL	7-0	4	30	1	15	0.6	7.5	4.3

TAYLOR'S CAREER HIGHS

Receptions: 2, (2x), MR vs. SDSU (2015)
Receiving Yards: 25, vs. SDSU (2015)
Receiving Touchdowns: 1, (2x), MR vs. SDSU (2015)
Longest Reception: 15, vs. SDSU (2015)

TAYLOR'S SEASON HIGHS

Receptions: 2, vs. SDSU
Receiving Yards: 25, vs. SDSU (2015)
Receiving Touchdowns: 1, (2x), SDSU
Longest Reception: 15, vs. SDSU

Player Capsules



LB

KYRON WATSON

HT: 6-0 WT: 225 YR: So.
 HOMETOWN: East St. Louis, Ill.
 PS: East St. Louis


6

WATSON'S CAREER STATS

TACKLES	G-S	UA	A	Total	TFL	Yds	PD	FF	FR	Blkd
2014	11-0	3	1	4	0.0	0	0	0	0	0
2015	0-0	--	--	--	--	--	--	--	--	--
TOTAL	11-0	3	1	4	0.0	0	0	0	0	0

WATSON'S CAREER HIGHS

Tackles: 2, at Baylor (2014)



RYAN WILLIS

HT: 6-4 WT: 205 YR: Fr.
 HOMETOWN: Overland Park, Kan.
 PS: Bishop Miege

13

WILLIS' CAREER STATS

PASS	G-S	ATT	CMP	INT	YDS	TD	LG	PCT	AVG/P	AVG/G	EFFIC
2015	1-0	2	0	0	0	0	0	0.0	0.0	0.0	0.0
TOTAL	1-0	2	0	0	0	0	0	0.0	0.0	0.0	0.0

RUSH

G-S	ATT	YDS	TD	LG	AVG/C	AVG/G
2015	1-0	--	--	--	--	--
TOTAL	1-0	--	--	--	--	--

WILLIS' CAREER HIGHS

Pass Attempts: 2, vs. SDSU (2015)



LS

JOHN WIRTEL

HT: 6-3 WT: 230 YR: Jr.
 HOMETOWN: Orland Park, Ill.
 PS: Mount Carmel

68

WIRTEL'S CAREER STATS

TACKLES	G-S	UA	A	Total	TFL	Yds	PD	FF	FR	Blkd
2013	12-0	1	2	3	0.0	0	0	0	1	0
2014	12-0	1	2	3	0.0	0	0	0	0	0
2015	1-0	--	--	--	--	--	--	--	--	--
TOTAL	25-0	2	4	6	0.0	0	0	0	1	0

WIRTEL'S CAREER HIGHS

Tackles: 1, (3x), MR at Oklahoma (2014)



DT

DANIEL WISE

HT: 6-3 WT: 271 YR: RFr.
 HOMETOWN: Lewisville, Texas
 PS: Hebron

96

WISE'S CAREER STATS

TACKLES	G-S	UA	A	Total	TFL	Yds	PD	FF	FR	Blkd
2015	1-1	2	2	4	0.5	3	0	0	0	0
TOTAL	1-1	2	2	4	0.5	3	0	0	0	0

SACKS

2015	1-1	0	1	0.5	3
TOTAL	1-1	0	1	0.5	3


WISE'S CAREER HIGHS

Tackles: 4, vs. SDSU (2015)

Sacks: 0.5, vs. SDSU (2015)

Tackles for Loss: 0.5, vs. SDSU (2015)

Player Capsules



K

MATTHEW WYMAN

HT: 6-1 WT: 218 YR: Jr.
HOMETOWN: Bloomfield Hills, Mich.
PS: Andover

7

WYMAN'S CAREER STATS

SCORING	G	TD	Rush	Pass	Retn	PAT	2PAT	FG	Total	Avg/G
2013	8	0	0	0	0	13	0	5	28	3.5
2014	11	0	0	0	0	25	0	9	52	4.7
2015	1	0	0	0	0	0	0	0	0	0.0
TOTAL	20	0	0	0	0	38	0	14	80	4.0

FG'S	G	Att	Made	Lg	Pct
2013	8	10	5	52	50.0
2014	11	15	9	43	60.0
2015	1	0	0	0	0.0
TOTAL	20	25	14	52	56.0

Kickoffs	G	No.	Yards	Avg.
2013	8	0	0	0.0
2014	11	1	53	53.0
2015	1	7	450	64.3
TOTAL	20	8	503	62.9

WYMAN'S CAREER HIGHS

Field Goals Made: 2, (4x), MR vs. Iowa State (2014)
Field Goals Attempted: 4, vs. SEMO (2014)
Longest Made: 52, vs. Louisiana Tech (2013)
Longest Attempt: 56, at Duke (2014)
Kickoffs: 7, vs. SDSU (2015)
Kickoff Yards: 450, vs. SDSU (2015)
Touchbacks: 4, vs. SDSU (2015)
Kickoff Out of Bounds: 1, vs. SDSU (2015)

WYMAN'S SEASON HIGHS

Kickoffs: 7, vs. SDSU
Kickoff Yards: 450, vs. SDSU
Touchbacks: 4, vs. SDSU
Kickoff Out of Bounds: 1, vs. SDSU



LB

MICHAEL ZUNICA

HT: 5-11 WT: 221 YR: Jr.
HOMETOWN: Palos Park, Ill.
PS: St. Rita of Cascia // Columbia

44

ZUNICA'S CAREER STATS

TACKLES	G-S	UA	A	Total	TFL	Yds	PD	FF	FR	Blkd
2014	9-0	1	0	1	0.0	0	0	0	0	0
2015	1-0	0	0	0	0.0	0	0	0	0	0
TOTAL	10-0	1	0	1	0.0	0	0	0	0	0

ZUNICA'S CAREER HIGHS

Tackles: 1, at K-State (2014)

Notes

Lined area for taking notes.

Kansas Combined Team Statistics (as of Sep 05, 2015)

All games

Date	Opponent						Score	Att.		
Sep 05, 2015	SOUTH DAKOTA STATE	L					38-41	30144		
Rushing		gp	att	gain	loss	net	avg	td	lg	avg/g
Kinner,K.		1	27	161	4	157	5.8	2	26	157.0
Cozart,M.		1	17	96	2	94	5.5	0	20	94.0
Parmalee,T.		1	1	19	0	19	19.0	1	19	19.0
Mann,D.		1	4	13	0	13	3.2	0	5	13.0
Schadler,R.		1	1	2	0	2	2.0	0	2	2.0
Total		1	50	291	6	285	5.7	3	26	285.0
Opponents		1	39	191	21	170	4.4	2	25	170.0
Passing		gp	effc	comp-att-int		pct	yds	td	lg	avg/g
Cozart,M.		1	133.54	25-38-1		65.8	291	1	39	291.0
Willis,R.		1	0.00	0-2-0		0.0	0	0	0	0.0
Total		1	126.86	25-40-1		62.5	291	1	39	291.0
Opponents		1	156.10	17-33-0		51.5	293	3	60	293.0
Receiving		gp	no.	yds	avg	td	lg	avg/g		
Mann,D.		1	4	15	3.8	0	6	15.0		
Parmalee,T.		1	3	82	27.3	0	35	82.0		
Hartzog,B.		1	3	24	8.0	0	9	24.0		
Sims,S.		1	3	15	5.0	0	9	15.0		
Johnson,B.		1	3	12	4.0	0	5	12.0		
Crawley,D.		1	2	64	32.0	0	39	64.0		
Taylor,K.		1	2	25	12.5	1	15	25.0		
Stanford,J.		1	2	19	9.5	0	12	19.0		
Barbel,S.		1	2	15	7.5	0	11	15.0		
Neal,D.		1	1	20	20.0	0	20	20.0		
Total		1	25	291	11.6	1	39	291.0		
Opponents		1	17	293	17.2	3	60	293.0		
Field Goals		fg	pct.	01-19	20-29	30-39	40-49	50-99	lg	blk
Bartolotta,N.		1-1	100.0	0-0	1-1	0-0	0-0	0-0	23	0

	td	fg	PAT				dpx	saf	pts
			kick	rush	rcv	pass			
Kinner,K.	2	-	-	-	-	-	-	-	12
Bartolotta,N.	-	1-1	5-5	-	-	-	-	-	8
Taylor,K.	1	-	-	-	-	-	-	-	6
Parmalee,T.	1	-	-	-	-	-	-	-	6
Schadler,R.	1	-	-	-	-	-	-	-	6
Total	5	1-1	5-5	-	-	-	-	-	38
Opponents	5	2-2	5-5	-	-	-	-	-	41

Score by Quarters	1st	2nd	3rd	4th	OT	Total
Kansas	7	7	14	10	0	38
Opponents	17	14	3	7	0	41

Record:	Overall	Home	Away	Neutral
All games	0-1	0-1	0-0	0-0
Conference	0-0	0-0	0-0	0-0
Non-Conference	0-1	0-1	0-0	0-0

Team Statistics	KU	OPP
FIRST DOWNS	29	25
Rushing	14	11
Passing	15	11
Penalty	0	3
RUSHING YARDAGE	285	170
Rushing Attempts	50	39
Average Per Rush	5.7	4.4
Average Per Game	285.0	170.0
TDs Rushing	3	2
PASSING YARDAGE	291	293
Comp-Att-Int	25-40-1	17-33-0
Average Per Pass	7.3	8.9
Average Per Catch	11.6	17.2
Average Per Game	291.0	293.0
TDs Passing	1	3
TOTAL OFFENSE	576	463
Average Per Play	6.4	6.4
Average Per Game	576.0	463.0
KICK RETURNS: #-Yards	5-131	2-42
PUNT RETURNS: #-Yards	2-25	1-2
INT RETURNS: #-Yards	0-0	1-53
FUMBLES-LOST	2-1	0-0
PENALTIES-Yards	7-75	3-25
PUNTS-AVG	2-43.5	5-41.6
TIME OF POSSESSION/Game	30:04	29:56
3RD-DOWN Conversions	7/16	5/14
4TH-DOWN Conversions	4/5	2/2

Interceptions	no.	yds	avg	td	lg
---------------	-----	-----	-----	----	----

Punting	no.	yds	avg	lg	tb	fc	i20	50+	blk
Kahn,E.	2	87	43.5	49	0	0	0	0	0

Punt Returns	no.	yds	avg	td	lg
Parmalee,T.	2	25	12.5	0	26
Total	2	25	12.5	0	26
Opponents	1	2	2.0	0	2

Kick Returns	no.	yds	avg	td	lg
Schadler,R.	3	104	34.7	1	91
Neal,D.	1	16	16.0	0	16
Sims,S.	1	11	11.0	0	11
Total	5	131	26.2	1	91
Opponents	2	42	21.0	0	22

All Purpose	g	rush	rcv	pr	kr	ir	total	avg/g
Kinner,K.	1	157	0	0	0	0	157	157.0
Parmalee,T.	1	19	82	25	0	0	126	126.0
Schadler,R.	1	2	0	0	104	0	106	106.0
Cozart,M.	1	94	0	0	0	0	94	94.0
Crawley,D.	1	0	64	0	0	0	64	64.0
Total	1	285	291	25	131	0	732	732.0
Opponents	1	170	293	2	42	53	560	560.0

Total Offense	g	plays	rush	pass	total	avg/g
Cozart,M.	1	55	94	291	385	385.0
Kinner,K.	1	27	157	0	157	157.0
Parmalee,T.	1	1	19	0	19	19.0
Mann,D.	1	4	13	0	13	13.0
Schadler,R.	1	1	2	0	2	2.0
Total	1	90	285	291	576	576.0
Opponents	1	72	170	293	463	463.0

##	Defensive Leaders	gp	Tackles				Sacks	Pass defense		Fumbles		blkd	
			ua	a	tot	tfl/yds		int-yds	brup	qbh	rcv-yds	ff	kick
19	Miller,T.	1	4	4	8	.	.	.	2
5	Roberts,M.	1	5	2	7
22	Allen,G.	1	5	1	6
9	Smithson,F.	1	2	3	5	.	.	.	1
30	Shaw,T.	1	2	3	5	1	.	.	.
Total		1	39	24	63	3-15	3-15	.	3	2	.	.	.
Opponents		1	55	27	82	3-4	0-0	1-53	2	2	1-0	2	.

Kansas Overall Team Statistics (as of Sep 05, 2015)
All games

Team Statistics	KU	OPP
SCORING	38	41
Points Per Game	38.0	41.0
Points Off Turnovers	0	14
FIRST DOWNS	29	25
Rushing	14	11
Passing	15	11
Penalty	0	3
RUSHING YARDAGE	285	170
Yards gained rushing	291	191
Yards lost rushing	6	21
Rushing Attempts	50	39
Average Per Rush	5.7	4.4
Average Per Game	285.0	170.0
TDs Rushing	3	2
PASSING YARDAGE	291	293
Comp-Att-Int	25-40-1	17-33-0
Average Per Pass	7.3	8.9
Average Per Catch	11.6	17.2
Average Per Game	291.0	293.0
TDs Passing	1	3
TOTAL OFFENSE	576	463
Total Plays	90	72
Average Per Play	6.4	6.4
Average Per Game	576.0	463.0
KICK RETURNS: #-Yards	5-131	2-42
PUNT RETURNS: #-Yards	2-25	1-2
INT RETURNS: #-Yards	0-0	1-53
KICK RETURN AVERAGE	26.2	21.0
PUNT RETURN AVERAGE	12.5	2.0
INT RETURN AVERAGE	0.0	53.0
FUMBLES-LOST	2-1	0-0
PENALTIES-Yards	7-75	3-25
Average Per Game	75.0	25.0
PUNTS-Yards	2-87	5-208
Average Per Punt	43.5	41.6
Net punt average	42.5	36.6
KICKOFFS-Yards	7-450	8-460
Average Per Kick	64.3	57.5
Net kick average	44.0	31.8
TIME OF POSSESSION/Game	30:04	29:56
3RD-DOWN Conversions	7/16	5/14
3rd-Down Pct	44%	36%
4TH-DOWN Conversions	4/5	2/2
4th-Down Pct	80%	100%
SACKS BY-Yards	3-15	0-0
MISC YARDS	0	0
TOUCHDOWNS SCORED	5	5
FIELD GOALS-ATTEMPTS	1-1	2-2
ON-SIDE KICKS	0-0	0-0
RED-ZONE SCORES	(4-5) 80%	(4-4) 100%
RED-ZONE TOUCHDOWNS	(3-5) 60%	(2-4) 50%
PAT-ATTEMPTS	(5-5) 100%	(5-5) 100%
ATTENDANCE	30144	0
Games/Avg Per Game	1/30144	0/0
Neutral Site Games		0/0

Score by Quarters	1st	2nd	3rd	4th	OT	Total
Kansas	7	7	14	10	0	38
Opponents	17	14	3	7	0	41

Kansas Overall Individual Statistics (as of Sep 05, 2015)
All games

Rushing	gp	att	gain	loss	net	avg	td	lg	avg/g
Kinner,K.	1	27	161	4	157	5.8	2	26	157.0
Cozart,M.	1	17	96	2	94	5.5	0	20	94.0
Parmalee,T.	1	1	19	0	19	19.0	1	19	19.0
Mann,D.	1	4	13	0	13	3.2	0	5	13.0
Schadler,R.	1	1	2	0	2	2.0	0	2	2.0
Total	1	50	291	6	285	5.7	3	26	285.0
Opponents	1	39	191	21	170	4.4	2	25	170.0

Passing	gp	effic	comp-att-int	pct	yds	td	lg	avg/g
Cozart,M.	1	133.54	25-38-1	65.8	291	1	39	291.0
Willis,R.	1	0.00	0-2-0	0.0	0	0	0	0.0
Total	1	126.86	25-40-1	62.5	291	1	39	291.0
Opponents	1	156.10	17-33-0	51.5	293	3	60	293.0

Receiving	gp	no.	yds	avg	td	lg	avg/g
Mann,D.	1	4	15	3.8	0	6	15.0
Parmalee,T.	1	3	82	27.3	0	35	82.0
Hartzog,B.	1	3	24	8.0	0	9	24.0
Sims,S.	1	3	15	5.0	0	9	15.0
Johnson,B.	1	3	12	4.0	0	5	12.0
Crawley,D.	1	2	64	32.0	0	39	64.0
Taylor,K.	1	2	25	12.5	1	15	25.0
Stanford,J.	1	2	19	9.5	0	12	19.0
Barbel,S.	1	2	15	7.5	0	11	15.0
Neal,D.	1	1	20	20.0	0	20	20.0
Total	1	25	291	11.6	1	39	291.0
Opponents	1	17	293	17.2	3	60	293.0

Punt Returns	no.	yds	avg	td	lg
Parmalee,T.	2	25	12.5	0	26
Total	2	25	12.5	0	26
Opponents	1	2	2.0	0	2

Interceptions	no.	yds	avg	td	lg
Total	0	0	0.0	0	0
Opponents	1	53	53.0	0	53

Kick Returns	no.	yds	avg	td	lg
Schadler,R.	3	104	34.7	1	91
Neal,D.	1	16	16.0	0	16
Sims,S.	1	11	11.0	0	11
Total	5	131	26.2	1	91
Opponents	2	42	21.0	0	22

Fumble Returns	no.	yds	avg	td	lg
Total	0	0	0.0	0	0
Opponents	0	0	0.0	0	0

Kansas Overall Individual Statistics (as of Sep 05, 2015)
All games

Scoring	td	fg	PAT				dxp	saf	pts
			kick	rush	rcv	pass			
Kinner,K.	2	-	-	-	-	-	-	-	12
Bartolotta,N.	-	1-1	5-5	-	-	-	-	-	8
Taylor,K.	1	-	-	-	-	-	-	-	6
Parmalee,T.	1	-	-	-	-	-	-	-	6
Schadler,R.	1	-	-	-	-	-	-	-	6
Total	5	1-1	5-5	-	-	-	-	-	38
Opponents	5	2-2	5-5	-	-	-	-	-	41

Total Offense	g	plays	rush	pass	total	avg/g
Cozart,M.	1	55	94	291	385	385.0
Kinner,K.	1	27	157	0	157	157.0
Parmalee,T.	1	1	19	0	19	19.0
Mann,D.	1	4	13	0	13	13.0
Schadler,R.	1	1	2	0	2	2.0
Total	1	90	285	291	576	576.0
Opponents	1	72	170	293	463	463.0

Field Goals	fg	pct.	01-19	20-29	30-39	40-49	50-99	lg	blk
Bartolotta,N.	1-1	100.0	0-0	1-1	0-0	0-0	0-0	23	0

FG Sequence	Kansas	Opponents
South Dakota State	(23)	(28),(24)

Numbers in (parentheses) indicate field goal was made.

Punting	no.	yds	avg	lg	tb	fc	i20	50+	blk
Kahn,E.	2	87	43.5	49	0	0	0	0	0
Total	2	87	43.5	49	0	0	0	0	0
Opponents	5	208	41.6	56	0	1	4	1	0

Kickoffs	no.	yds	avg	tb	ob	retn	net	ydln
Wyman,M.	7	450	64.3	4	1			
Total	7	450	64.3	4	1	21.0	44.0	21
Opponents	8	460	57.5	3	0	26.2	31.8	33

Kansas Overall Individual Statistics (as of Sep 05, 2015)
All games

All Purpose	g	rush	rcv	pr	kr	ir	total	avg/g
Kinner,K.	1	157	0	0	0	0	157	157.0
Parmalee,T.	1	19	82	25	0	0	126	126.0
Schadler,R.	1	2	0	0	104	0	106	106.0
Cozart,M.	1	94	0	0	0	0	94	94.0
Crawley,D.	1	0	64	0	0	0	64	64.0
Neal,D.	1	0	20	0	16	0	36	36.0
Mann,D.	1	13	15	0	0	0	28	28.0
Sims,S.	1	0	15	0	11	0	26	26.0
Taylor,K.	1	0	25	0	0	0	25	25.0
Hartzog,B.	1	0	24	0	0	0	24	24.0
Stanford,J.	1	0	19	0	0	0	19	19.0
Barbel,S.	1	0	15	0	0	0	15	15.0
Johnson,B.	1	0	12	0	0	0	12	12.0
Total	1	285	291	25	131	0	732	732.0
Opponents	1	170	293	2	42	53	560	560.0

Kansas Overall Defensive Statistics (as of Sep 05, 2015)
All games

##	Defensive Leaders	gp	Tackles				Sacks no-yds	Pass defense			Fumbles		blkd		
			ua	a	tot	tfl/yds		int-yds	brup	qbh	rcv-yds	ff	kick	saf	
19	Miller, T.	1	4	4	8	.	.	.	2
5	Roberts, M.	1	5	2	7
22	Allen, G.	1	5	1	6
30	Shaw, T.	1	2	3	5	1
96	Wise, D.	1	2	3	5	1.0-4	1.0-4
9	Smithson, F.	1	2	3	5	.	.	.	1
32	Miles, S.	1	3	1	4
28	Arnick, C.	1	3	1	4
8	Stewart, B.	1	3	.	3
29	Dineen, J.	1	2	.	2	1
10	Goodman, B.	1	.	2	2	1.0-6	1.0-6
56	Olobia, A.	1	1	1	2
39	Glatczak, M.	1	2	.	2
13	Mosby, D.	1	2	.	2
90	Fletcher, K.	1	.	1	1
99	King, C.	1	.	1	1
16	Sims, S.	1	1	.	1
59	Rosser, C.	1	1	.	1
46	Armstrong, D.	1	1	.	1	1.0-5	1.0-5
54	Dezir, J.	1	.	1	1
Total		1	39	24	63	3-15	3-15	.	3	2
Opponents		1	55	27	82	3-4	0-0	1-53	2	2	1-0	2	.	.	.