

# RECORDS

## INSIDE THIS SECTION

---

161 ➤ SCORING RECORDS

---

164 ➤ RUSHING

---

168 ➤ PASSING

---

172 ➤ RECEIVING

---

174 ➤ TOTAL OFFENSE

---

176 ➤ ALL-PURPOSE YARDS

---

181 ➤ KICKOFF RETURNS

---

183 ➤ PUNT RETURNS

---

185 ➤ DEFENSE

---

189 ➤ TOP RANKED TIGERS

---

192 ➤ LAST TIME

---

197 ➤ LOU GROZA AWARD

---

198 ➤ HONORED TIGERS

---

208 ➤ TIGERS IN THE PROS

---

# Scoring



## SINGLE GAME

### Most Points Scored (min. 18)

24	Dante Brown vs Houston	2001
18	Ryan White vs UAB	1999
18	Gerard Arnold vs Tulane	1999
18	Gerard Arnold vs Arkansas State	1997
18	Russell Copeland vs Tennessee	1992
18	John Martin vs Tulane	1992
18	Larry Porter vs Arkansas State	1990
18	Billy Moody vs Louisville	1987
18	Jeff Womack vs SW Louisiana	1985
18	Paul Gowen vs Cincinnati	1971
18	Stan Davis vs Ole Miss	1971
18	Jay McCoy vs Wichita State	1970
18	Danny Pierce vs Southern Miss	1968
18	Bob Sherlag vs Mississippi State	1965
18	Dave Casinelli vs The Citadel	1962
18	Dave Casinelli vs UT-Arlington	1962
18	Dave Casinelli vs The Citadel	1961
18	James Earl Wright vs The Citadel	1961
18	Don Coffee vs Tulsa	1961
18	Nick Bouni vs Southern Miss	1959
18	Bill Robertson vs Arkansas State	1950
18	Frank Berry vs Tampa	1949

### Most Touchdowns (min. 3)

4	Dante Brown vs Houston	2001
3	Gerard Arnold vs Tulane	1999
3	Gerard Arnold vs Arkansas State	1997
3	Russell Copeland vs Tennessee	1992
3	John Martin vs Tulane	1992
3	Larry Porter vs Arkansas State	1990
3	Billy Moody vs Louisville	1987
3	Jeff Womack vs SW Louisiana	1985
3	Paul Gowen vs Cincinnati	1971
3	Stan Davis vs Ole Miss	1971
3	Jay McCoy vs Wichita State	1970
3	Danny Pierce vs Southern Miss	1968
3	Bob Sherlag vs Mississippi State	1965
3	Dave Casinelli vs The Citadel	1962
3	Dave Casinelli vs UT-Arlington	1962
3	Dave Casinelli vs The Citadel	1961
3	James Earl Wright vs The Citadel	1961
3	Don Coffee vs Tulsa	1961
3	Nick Bouni vs Southern Miss	1959
3	Bill Robertson vs Arkansas State	1950
3	Frank Berry vs Tampa	1949

### Most Touchdowns Responsible For (min. 4)

5	Danny Wimprine vs Army	2001
4	Travis Anglin vs UT-Chattanooga	2001
4	Bernard Oden vs UAB	1997
4	Steve Matthews vs Tulane	1992
4	Tim Jones vs Tulane	1989
4	Lloyd Patterson vs Auburn	1976
4	Danny Pierce vs Louisville	1969
4	Billy Fletcher vs Miss State	1965

### Most PATs Made Kicking (min. 7)

9	Pete Weeks vs Louisville	1969
8	Joe Allison vs Tulane	1992
8	Jack Carter vs Hardin-Simmons	1961
7	Ryan White vs Houston	2001
7	Pete Weeks vs Wichita State	1970
7	Roger Carter vs Cincinnati	1972
7	Hal McGeorge vs Virginia Tech	1973

### Most Consecutive PATs Made (101)

101	Ryan White (101x101)	1998-01
-----	----------------------	---------

### Most Points Kicking (min. 13)

18	Ryan White vs UAB	1999
16	Ryan White vs Cincinnati	1998
14	Joe Allison vs Tulane	1992
13	Ryan White vs Arkansas State	2000
13	Don Glosson vs Ole Miss	1983
13	Rusty Bennett vs NTSU	1977

### Most Field Goals Made (min. 4)

5	Ryan White vs UAB	1999
4	Ryan White vs Arkansas State	2000
4	Ryan White vs Cincinnati	1998
4	Joe Allison vs Mississippi	1992
4	Rusty Bennett vs North Texas	1977

### Most Field Goals Attempted (min. 4)

6	Ryan White vs UAB	1999
4	Ryan White vs Arkansas State	2000
4	Ryan White vs Cincinnati	1998
4	Joe Allison vs Mississippi	1992
4	Rusty Bennett vs North Texas	1977

## SINGLE SEASON

### Most Points Scored

101	Joe Allison	1992
84	Dave Casinelli	1963
78	Alex Williams	1949
72	Dante Brown	2001
72	Russ Vollmer	1962
72	Paul Gowen	1971
72	Bill Robertson	1950

### Most Touchdowns Scored

14	Dave Casinelli	1963
13	Alex Williams	1949
12	Dante Brown	2001
12	Bill Robertson	1950
12	Frank Berry	1949

### Most Touchdowns Responsible For

21	Lloyd Patterson	1976
20	Bernard Oden	1997
19	Billy Fletcher	1965
19	James Earl Wright	1961
18	Steve Matthews	1992
17	Danny Wimprine	2001

### Most Points Kicking

101	Joe Allison	1992
71	Don Glosson	1983
70	Ryan White	1998



Gerard Arnold



Joe Allison

66	Joe Allison	1993
66	John Butler	1989

### Most PATs Made

42	John Cobb	1949
38	Jack Carter	1961
37	Pete Weeks	1969
36	Ryan White	2001
32	Joe Allison	1992
32	Hal McGeorge	1973

### Most PATs Attempted

43	Jack Carter	1961
42	Pete Weeks	1969
36	Ryan White	2001
36	Jack Carter	1960
33	Hal McGeorge	1973

### Most Field Goals Made

23	Joe Allison	1992
16	Ryan White	1998
16	John Butler	1989
15	Don Glosson	1984
14	John Butler	1988
14	Don Glosson	1983

### Most Field Goals Attempted

25	Joe Allison	1992
20	John Butler	1989
20	Don Glosson	1983
20	Rusty Bennett	1977
19	John Butler	1988
19	Ryan White	1999

### Most Consecutive Field Goals Made (16)

16	Ryan White	1998-99
----	------------	---------

## CAREER

### Most Points Scored

263	Joe Allison (110 PAT/51 FG)	1990-93
248	Ryan White (101 PAT/49 FG)	1998-01
218	Dave Casinelli (36 TDs)	1960-63
214	John Butler (70 PAT/48 FG)	1986-89
171	Jay McCoy (27 TD/6 PAT/1 FG)	1968-70

### Most Touchdowns Scored

36	Dave Casinelli	1960-63
27	Jay McCoy	1968-70
20	Larry Porter	1990-93
20	Russ Vollmer	1960-63
19	Paul Gowen	1968-70
19	Terdell Middleton	1973-76
19	Lloyd Patterson	1975-78

### Most Touchdowns Responsible For

45	Lloyd Patterson	1975-78
34	Dave Casinelli	1960-63
32	Steve Matthews	1992-93
31	Billy Fletcher	1963-65
27	Jay McCoy	1970-72

### Most Points Kicking

263	Joe Allison (110 PAT/51 FG)	1990-93
248	Ryan White (101 PAT/49 FG)	1998-01
214	John Butler (70 PAT/48 FG)	1986-89
168	Don Glosson (66 PAT/34 FG)	1983-85
155	Rusty Bennett (65 PAT/30 FG)	1977-80

**Most PATs Made**

110	Joe Allison	1990-93
101	Ryan White	1998-01
78	Pete Weeks	1967-69
77	Jack Carter	1959-61
70	John Butler	1986-89

**Most PATs Attempted**

112	Joe Allison	1990-93
101	Ryan White	1998-01
92	Jack Carter	1959-61
91	Pete Weeks	1967-69
74	John Butler	1986-89

**Highest PAT Percentage**

1.000	Ryan White (101x101)	1998-01
98.2	Joe Allison (110x112)	1990-93
96.2	Hal McGeorge (51x53)	1972-73
95.7	Don Glosson (66x69)	1983-85
95.6	Rusty Bennett (65x68)	1977-80

**Most Field Goals Made**

51	Joe Allison	1990-93
49	Ryan White	1998-01
48	John Butler	1986-89
34	Don Glosson	1983-85
30	Rusty Bennett	1977-80

**Most Field Goals Attempted**

71	Joe Allison	1990-93
67	Ryan White	1998-01
63	John Butler	1986-89
51	Don Glosson	1983-85
50	Rusty Bennett	1977-80

**Field Goal Pct. (min.50 att.)**

.761	John Butler (48x63)	1986-89
.731	Ryan White (49x67)	1998-01
.718	Joe Allison (51x71)	1990-93
.666	Don Glosson (34x51)	1983-85
.600	Rusty Bennett (30x50)	1977-80

**TEAM RECORDS  
GAME**

**Most Points Scored**

70	Tampa	1949
69	Louisville	1969



Dave Casinelli led the nation in rushing and scoring in 1963.

64	Union University	1950
62	Tulane	1992
61	Arkansas State	1949
61	East Central Oklahoma	1951

**Most Touchdowns Scored**

11	Tampa	1949
10	Louisville	1969
10	Union	1950
9	Arkansas State	1949
9	East Central Oklahoma	1951

**Most Rushing Touchdowns**

7	North Texas State	1971
7	The Citadel	1962

6	Wichita State	1972
6	Tulsa	1972
6	Tulsa	1969
6	Cincinnati	1969

**Most Passing Touchdowns**

5	Louisville	1969
4	Army	2001
4	Tulane	1992
3	by several opponents	

**Most Extra Points**

9	Louisville	1969
8	Tulane	1992
7	Houston	2001

**YEAR-BY-YEAR SCORING LEADERS**

YEAR	PLAYER	TDS	EP-EPA	FG-FGA	TP
2001	Dante Brown	12	-	-	72
2000	Ryan White	-	18-18	12-18	54
1999	Ryan White - pk	-	25-25	13-19	64
1998	Ryan White - pk	-	22-22	16-16	70
1997	Bernard Oden - qb	8	1-1	0-0	50
1996	Ted Lane - pk	0	12-13	12-18	48
1995	Drew Pairamore - pk	-	10-10	4-11	22
1994	Luis Tejeda - pk	-	9-10	13-17	48
1993	Joe Allison - pk	-	30-30	12-18	66
<b>1992</b>	<b>Joe Allison - pk</b>	<b>-</b>	<b>32-32</b>	<b>23-25</b>	<b>101</b>
1991	Joe Allison - pk	-	25-25	6-13	43
1990	Larry Porter - rb	9	-	-	54
1989	John Butler - pk	-	18-18	16-20	66
1988	John Butler - pk	-	20-22	14-19	62
1987	John Butler - pk	-	25-26	11-15	58
1986	John Butler - pk	-	7-8	7-9	28
1985	Don Glosson - pk	-	18-19	5-13	33
1984	Don Glosson - pk	-	18-19	15-16	63
1983	Don Glosson - pk	-	29-29	14-20	71
1982	Trell Hooper - qb	5	-	-	30
1981	Greg Hauss - pk	-	8-8	5-8	23
1980	Rusty Bennett - pk	-	11-11	8-13	35
1979	Richard Locke - fb	5	-	-	30
1978	Earnest Gray - wr	9	1-1	-	56
1977	Rusty Bennett - pk	-	21-22	13-20	60
1976	Lloyd Patterson - qb	7	-	-	42
1975	Terdell Middleton - rb	8	1-1	-	50
1974	Bobby Williams - pk	-	20-24	9-	47
1973	Hal McGeorge - pk	-	32-32	9-	59
1972	Dan Darby - rb	7	-	-	42
1971	Paul Gowen - rb	7	-	-	42
1970	Jay McCoy - rb	9	6-1	-	63
1969	Pete Weeks - pk	-	37-	5-	52
1968	Jay McCoy - rb	10	-	-	60
1967	Nick Pappas - wr	5	-	-	30
1966	Tom Wallace - rb	6	-	-	36
1965	Billy Fletcher - qb	6	24-	3-	69
1964	Billy Fletcher - qb	2	16-	7-	49
1963	Dave Casinelli - fb	14	-	-	84
1962	Russ Vollmer - qb	8	23-	-	72
1961	Jack Carter - qb	4	38-43	1-2	65
1960	Jack Carler - qb	3	29-36	2-3	53
1959	Nick Buoni - qb	7	1-4	-	44
1958	Paul Parrish - qb	4	2-	1-1	26
1957	Bob Schmidt - rb	5	5-7	-	35
1956	Bubba Leonard - qb	2	20-22	-	32
1955	Andy Nelson - rb	6	-	-	42
1954	Andy Nelson - rb	6	-	-	36
1953	Ollie Keller - qb	3	10-	-	28
1952	Ralph Messer - rb	4	-	-	24
1951	Ralph Messer - rb	4	-	-	24
	Red Hoggatt - qb	4	-	-	24
1950	Bill Robertson - wr	12	-	-	72
1949	Alex Williams - fb	13	-	-	78
1948	Jake Scott - rb	5	-	-	30
1940	Sam Hinsman - fb	5	1-	-	31

(Bold face denotes scoring record)

7	Virginia Tech	1973
7	Wichita State	1972
7	Cincinnati	1972
7	Louisville	1962

**Most Field Goals Made**

5	UAB	1999
4	Cincinnati	1998
4	Mississippi	1992
4	North Texas State	1976

**Most Field Goals Attempted - Game**

6	UAB	1999
6	North Texas State	1976
4	Arkansas	1994
4	Mississippi	1992
4	North Texas State	1977

**Most Consecutive Field Goals Made**

16	1998-99
16	1983-84

**Most 2-Point Conversions Made**

2	Louisville	1998
---	------------	------

**SEASON**

**Most Points Scored**

385	1949
374	1950
332	1961
328	1969
312	1992

**Fewest Points Scored**

7	1920
---	------

**Most Touchdowns Scored**


57	1949
56	1950
48	1961
45	1969
43	1960

**Fewest Touchdowns Scored**

1	1920
---	------

**Most Rushing Touchdowns**

33	1961
29	1969
27	1968
27	1960



**Jay McCoy**



**Paul Gowen**

**Most Passing Touchdowns**

21	2001
19	1992
18	1993
14	1978
14	1976
14	1969
14	1965
14	1961
14	1960

**Most Extra Points**

40	1961
39	1969
36	2001
34	1960

**Most Field Goals Made**

23	1992
15	1994
15	1984
14	1988
14	1983

**Most Touchdowns Scored/Game**

**No. Player (Opponent/Year)**

4	Dante Brown vs Houston, 2001
3	Frank Berry vs Tampa, 1949
3	Bill Robertson vs Arkansas Statae, 1950
3	Nick Bouni vs Southern Miss, 1959
3	Don Coffee vs Tulsa, 1961
3	James Earl Wright vs The Citadel, 1961
3	Dave Casinelli vs The Citadel, 1961
3	Dave Casinelli vs UT-Arlington, 1962
3	Dave Casinelli vs The Citadel, 1962
3	Bob Sherlag vs Miss Statae, 1965
3	Danny Pierce vs Southern Miss, 1968
3	Jay McCoy vs Wichita State, 1970
3	Stan Davis vs Ole Miss, 1971
3	Paul Gowen vs Cincinnati, 1971
3	Jeff Womack vs SW Louisiana, 1985
3	Billy Moody vs Louisville, 1987
3	Larry Porter vs Arkansas State, 1990
3	John Martin vs Tulane, 1992
3	Russell Copeland vs Tennessee, 1992
3	Gerard Arnold vs Arkansas State, 1997
3	Gerard Arnold vs Tulane, 1999

**Fewest Field Goals Made**

0	1958
---	------

**Most Field Goals Attempted**

25	1992
21	1994
20	1983
20	1977

**Fewest Field Goals Attempted**

8	1978
8	1968

**Most 2-Point Conversions Made**

4 X 7	1976
3 X 4	1988
3 X 7	1979
3 X 6	1978
3 X 5	1977
3 X 3	1975; 1997; 1998

**Most Point Scored/Game**

**No. Player (Opponent/Year)**

24	Dante Brown vs Houston, 2001
18	Frank Berry vs Tampa, 1949
18	Bill Robertson vs Arkansas Statae, 1950
18	Nick Bouni vs Southern Miss, 1959
18	Don Coffee vs Tulsa, 1961
18	James Earl Wright vs The Citadel, 1961
18	Dave Casinelli vs The Citadel, 1961
18	Dave Casinelli vs UT-Arlington, 1962
18	Dave Casinelli vs The Citadel, 1962
18	Bob Sherlag vs Miss Statae, 1965
18	Danny Pierce vs Southern Miss, 1968
18	Jay McCoy vs Wichita State, 1970
18	Stan Davis vs Ole Miss, 1971
18	Paul Gowen vs Cincinnati, 1971
18	Jeff Womack vs SW Louisiana, 1985
18	Billy Moody vs Louisville, 1987
18	Larry Porter vs Arkansas State, 1990
18	John Martin vs Tulane, 1992
18	Russell Copeland vs Tennessee, 1992
18	Gerard Arnold vs Arkansas State, 1997
18	Ryan White vs UAB, 1999
18	Gerard Arnold vs Tulane, 1999

**CAREER SCORING LEADERS**

Pos.	Name	Yrs. Played	TDs	EPK/Other	FGs	TP
pk	Joe Allison	1990-93	0	110	51	263
pk	Ryan White	1998-01	-	101	49	248
rb	Dave Casinelli	1960-63	36	0	0	218
pk	John Butler	1986-89	0	70	48	214
rb	Jay McCoy	1968-70	27	6	1	171
pk	Don Glosson	1983-85	0	66	34	168
pk	Rusty Bennett	1977-80	-	65	30	155
rb	Alex Williams	1949-50	24	0	0	144
qb	Billy Fletcher	1963-65	10	43	10	142
qb	Russ Vollmer	1961-63	17	38	-	142
rb	Larry Porter	1990-93	21	-	-	126
rb	Paul Gowen	1969-71	19	1	-	116
rb	Terdell Middleton	1974-76	19	1	-	116
qb	Lloyd Patterson	1975-78	19	-	-	114
pk	Pete Weeks	1968-69	-	78	12	114
rb	Gerard Arnold	1997-99	18	-	-	108
pk	Bobby Williams	1974-76	-	52	17	103
rb	Jeff Womack	1982-86	17	1	-	102

# Rushing



## SINGLE GAME

### Most Rushing Attempts (min. 33)

42	Marcus Holliday vs Tulane	1994
37	Larry Porter vs Mississippi	1993
37	James King vs Wichita State	1977
35	Frank Fletcher vs Cincinnati	1994
33	Marcus Holliday vs Arkansas	1994
33	Dave Casinelli vs South Car.	1963

### Most Yards Rushing (min. 185)

260	Paul Gowen vs Tulsa	1969
210	Dave Casinelli vs Houston	1963
206	Larry Porter vs Arkansas State	1990
190	Teofilo Riley vs Arkansas State	1998
189	Richard Williams vs Ga. Tech	1980
188	Eddie Hill vs Cincinnati	1978
185	Frank Fletcher vs Cincinnati	1994

### Highest Average Per Carry (min. 12)

15.8	Richard Williams vs Ga. Tech	1980
15.3	Paul Gowen vs Tulsa	1969
10.4	Eddie Hill vs Cincinnati	1978
8.9	Larry Porter vs Arkansas State	1990
7.9	Teofilo Riley vs Arkansas State	1998

### Longest Run from Scrimmage

95	Keith White vs Arkansas State	1948
92	Herb Covington vs Cincinnati	1966
92	Sonny Parsons vs The Citadel	1961
89	Jack Scott vs Union	1948
89	Keith Benton vs Louisville	1990

### Most Rushing Touchdowns

4	Dante Brown vs Housotn	2001
3	Has been done 20 times	

## SINGLE SEASON

### Most Rushing Attempts (min. 170)

219	Dave Casinelli	1963
208	Gerard Arnold	1998
193	Marvin Cox	1989
184	Dante Brown	2001
173	Dave Casinelli	1962

### Most Yards Rushing (min. 850)

1059	Gerard Arnold	1998
1016	Dave Casinelli	1962
919	Terdell Middleton	1976
902	Dante Brown	2001
868	Paul Gowen	1970

### Rushing Average

7.6	Paul Wilson	1971
-----	-------------	------



Marcus Holliday

7.3	Jack Carter	1960
7.2	Nick Pappas	1967
6.5	Sonny Parsons	1961
6.4	James King	1976

### Most Rushing Touchdowns (min. 10)

14	Dave Casinelli	1963
11	Dante Brown	2001
11	Dave Casinelli	1962
10	James Earl Wright	1961
10	Jay McCoy	1968

### Most 100-Yard Games

6	Gerard Arnold	1998
4	Dave Casinelli	1963
4	Dave Casinelli	1962
4	Terdell Middleton	1976
4	Marvin Cox	1989

## CAREER

### Most Rushing Attempts

549	Dave Casinelli	1960-63
499	Gerard Arnold	1997-99
498	Larry Porter	1990-93
479	Wayne Pryor	1986-89
417	Jeff Womack	1983-86



Jay McCoy scored 27 rushing touchdowns in his career at Memphis.

### Most Yards Rushing

2636	Dave Casinelli	1960-63
2378	Gerard Arnold	1997-99
2194	Larry Porter	1990-93
1970	Terdell Middleton	1973-76
1924	Wayne Pryor	1986-89

### Rushing Average

5.4	Paul Gowen	1969-71
4.8	Gerard Arnold	1997-99
4.8	Dave Casinelli	1960-63
4.8	Terdell Middleton	1973-76
4.8	Dornell Harris	1971-73

### Most Rushing Touchdowns

36	Dave Casinelli	1960-63
----	----------------	---------

## Larry Porter



27	Jay McCoy	1968-70
20	Larry Porter	1990-93
20	Russ Vollmer	1960-63
19	Paul Gowen	1969-71
19	Terdell Middleton	1973-76
19	Lloyd Patterson	1975-78

### Most 100-Yard Games

11	Gerard Arnold	1997-99
7	Dave Casinelli	1960-63
6	Larry Porter	1990-93
6	Paul Gowen	1969-71
5	Terdell Middleton	1973-76
5	Dornell Harris	1971-73
5	Marvin Cox	1988-90
4	Punkin Williams	1983-84
4	Eddie Hill	1975-78
4	Herb Covington	1965-67
4	Teofilo Riley	1996-99

## TEAM RECORDS

### GAME

#### Most Rushing Attempts

81	vs North Texas State	1971
77	vs Wichita State	1972
76	vs North Texas State	1979
70	vs Georgia Tech	1981
70	vs Virginia Tech	1970

#### Fewest Rushing Attempts

19	vs Arkansas	1998
20	vs Mississippi	1998

#### Most Yards Rushing

507	vs Tulsa	1969
485	vs Wichita State	1970
456	vs North Texas State	1971
436	vs Tulsa	1972
419	vs The Citadel	1962

#### Fewest Yards Rushing

-14	vs Houston	1998
-----	------------	------

#### Most Rushing Touchdowns

7	vs North Texas State	1971
7	vs The Citadel	1962
6	vs Wichita State	1972
6	vs Tulsa	1972
6	vs Cincinnati	1969

## SEASON

### Most Rushing Attempts

612	1972
-----	------

606 1971  
580 1975  
570 1970  
558 1979

**Fewest Rushing Attempts**  
335 1964

**Most Yards Rushing**  
2752 1960  
2629 1970  
2660 1971  
2483 1969  
2342 1972

**Fewest Yards Rushing**  
1045 1995  
1130 1996  
1154 2000  
1215 1997  
1297 1993  
1321 1964

**Most Rushing Touchdowns**  
33 1961  
29 1969  
27 1968  
27 1960



Tailback Terdell Middleton had five 100-yard rushing games in his career as a Tiger.

### 100-YARD RUSHING GAMES

**Gerard Arnold (11)**  
165 vs Tulane 1998  
160 vs East Carolina 1998  
144 vs Louisville 1999  
142 vs East Carolina 1997  
142 vs Tulane 1999  
138 vs Army 1999  
123 vs Cincinnati 1998  
119 vs Southern Miss 1998  
119 vs Arkansas State 1997  
119 vs Arkansas State 1998  
102 vs Minnesota 1998

**Dave Casinelli (7)**  
210 vs Houston 1963  
154 vs Mississippi State 1962  
140 vs UT-Chattanooga 1963  
139 vs Texas-Arlington 1962  
136 vs South Carolina 1963  
129 vs The Citadel 1962  
105 vs Tennessee Tech 1962

**Paul "Skeeter" Gowen (6)**  
260\* vs Tulsa 1969  
163 vs North Texas State 1970  
141 vs Utah State 1971  
135 vs Southern Miss 1970  
130 vs Utah State 1970  
115 vs Miami 1969

**Larry Porter (6)**  
206 vs Arkansas State 1990  
174 vs Cincinnati 1992  
167 vs Arkansas State 1991  
137 vs Ole Miss 1993  
133 vs Tulsa 1992  
113 vs Ole Miss 1992

**Marcus Holliday (5)**  
171 vs Arkansas 1994

151 vs Tulane 1994  
138 vs Tennessee 1991  
122 vs Arkansas State 1994  
106 vs Louisville 1991

**Terdell Middleton (5)**  
172 vs Tulane 1976  
143 vs Tulsa 1975  
112 vs Florida State 1974  
102 vs Florida State 1976  
102 vs Wichita State 1976

**Marvin Cox (5)**  
150 vs Cincinnati 1989  
116 vs Florida 1989  
105 vs Tulane 1989  
103 vs Vanderbilt 1988  
102 vs Arkansas State 1989

## The Greatest Rushing Performance

*(The following is taken from the 1970 Memphis State Football Media Guide review section. It recaps the performance of Paul "Skeeter" Gowen in the 1969 Memphis-Tulsa game.)*

### Memphis State 42, Tulsa 24

Homecoming was a rousing success, and the Tigers established a couple of impressive records in a 42-24 victory over Tulsa before 23,003 at Memorial Stadium.

Foremost among the marks was Paul Gowen's amazing 260 yards rushing, eclipsing a game record set six years earlier by Dave Casinelli. Gowen reeled off two touchdowns and set up another with an 85-yard run in the final period.

The other record was the 507 rushing yards by the Tigers in a game that netted 550 total yards.

An early interception by Steve Jaggard led to

MSU's first touchdown, coming three plays after the theft and credited to quarterback Danny Pierce on a 24-yard roll-out.

A five-touchdown barrage in the second period - three by the Tigers and two by Tulsa - left it 28-12 at halftime. Memphis State quarterback Ricky Throw ran four yards and Gowen ran 36 and six yards for the MSU scores; and Jim Butler caught passes of eight and 16 yards for the Tulsa points.

The Golden Hurricane closed the contest to 28-18 in the third quarter, Rick Arrington and Butler teaming for their third touchdown pass of the night. The play covered four yards.

A big tackle and fumble recovery by David Berron stopped another Tulsa threat early in the fourth quarter, and the Tigers went 93 yards in two plays to make it 38-18. Gowen broke through left tackle for 85 yards and tailback Jay McCoy ran seven yards for the touchdown.

Thurrow fought four yards for the final MSU touchdown, and John Ashton, who gained 154 yards rushing for the Hurricanes, scored from two yards out to close the action.



	First Downs	Yds Rush	Yds Pass	Passes	Int By	Punts	Fumbles	Penalties
Memphis State	21	507	45	4-11	4	3-28.0	4-7	8-68
Tulsa	23	162	251	23-40	2	5-38.3	3-3	6-52
<b>Scoring:</b>	Memphis	7	21	0	14	42		
	Tulsa	0	12	6	6	24		

**Summary:** Memphis State - Pierce 24 run (Weeks kick), Thurrow 4 run (Weeks kick), Gowen 36 run (Weeks kick), Gowen 6 run (Weeks kick), McCoy 8 run (Weeks kick), Thurrow 4 run (Weeks kick). Tulsa - Butler 8 pass from Arrington (PAT failed), Butler 15 pass from Arrington (PAT failed), Butler 15 pass from Arrington (PAT failed), Ashton 2 run (PAT failed)

**YEAR-BY-YEAR RUSHING LEADERS**

YEAR	NAME	ATTS	YDS	TDS
2001	Dante Brown	184	902	11
2000	Sugar Sanders	167	646	4
1999	Gerard Arnold	146	706	7
1998	Gerard Arnold	208	1,059	6
1997	Gerard Arnold	145	613	4
1996	Teofilo Riley	145	572	3
1995	Quitman Spaulding	100	383	1
1994	Marcus Holliday	145	618	3
1993	Larry Porter	126	540	5
1992	Larry Porter	140	732	4
1991	Larry Porter	116	454	2
1990	Keith Benton	148	612	5
1989	Marvin Cox	193	844	3
1988	Wayne Pryor	111	412	0
1987	Wayne Pryor	145	647	5
1986	Wayne Pryor	129	501	1
1985	Jeff Womack	89	306	4
1984	Punkin Williams	137	832	7
1983	Punkin Williams	123	546	4
1982	Richard Williams	89	480	2
1981	Tony Wiley	123	497	2
1980	Richard Williams	80	438	4
1979	Leo Cage	128	599	3
1978	Eddie Hill	126	739	2
1977	James King	168	626	4
1976	Terdell Middleton	160	919	5
1975	Terdell Middleton	138	586	7
1974	Reuben Gibson	116	493	1
1973	Dornell Harris	109	564	3
1972	Dornell Harris	132	698	5
1971	Paul Skeeter Gowen	149	644	6
1970	Paul Skeeter Gowen	145	868	6
1969	Paul Skeeter Gowen	117	715	6
1968	Ray Jamieson	123	573	3
1967	Ricky Thurow	88	394	3
1966	Terry Padgett	142	539	3
1965	Billy Fletcher	109	556	6
1964	Billy Fletcher	92	367	2
1963	Dave Casinelli	219	1016	14
1962	Dave Casinelli	173	826	11
1961	Dave Casinelli	117	646	9
1960	Lennie Kaplan	69	324	2
1959	James Earl Wright	66	310	0
1957	Frank Massa	60	261	3
1956	Bobby Brooks	67	378	3
1955	Bobby Brooks	63	293	2
1954	Jim Shelton	81	366	4
1953	Sonny Rodgers	-	448	4



On October 10, 1987, Tiger fullback Wayne Pryor rushed for 112 yards on 19 carries in leading Memphis to a 13-10 upset of 16th nationally ranked Alabama in Liberty Bowl Memorial Stadium. Alabama's Heisman Trophy candidate Bobby Humphries was held to 84 yards on 22 attempts.

**LONGRUSHING PLAYS**

YDS	PLAYER	OPP	YEAR
92	Herb Covington	Cincinnati	1966
92	Sonny Parsons	The Citadel	1961
89	Jack Scott	Union Univ.	1948
88	Tony Wiley	Mississippi	1980
85	Paul Gowen	Tulsa	1969
85	Andy Nelson	Sou. Miss	1953
80	John Martin	East Carolina	1992
80	Richard Williams	Louisville	1980
77	Jimmy Cole	Southern Miss	1953
76	Richard Williams	Georgia Tech	1980
75	Richard Williams	Cincinnati	1982
75	Keith White	Murray State	1949

**CAREER RUSHING LEADERS**

Name	Yrs.	Carries	Tot. Yds
Dave Casinelli (FB)	60-63	549	2,636
Gerard Arnold (RB)	97-99	499	2,378
Paul Gowen (RB)	69-71	411	2,227
Larry Porter (RB)	90-93	498	2,194
Terdell Middleton (RB)	73-76	408	1,970
Wayne Pryor (FB)	86-89	479	1,924
Jeff Womack (RB)	83-86	417	1,764
Teofilo Riley (RB)	96-99	386	1,716
Dornell Harris (RB)	71-73	302	1,641
Jay McCoy (RB)	68-70	229	1,537
Reuben Gibson (FB)	74-76	330	1,470
Richard Locke (FB)	77-80	362	1,417
Punkin Williams (RB)	83-84	260	1,378
Ray Jamieson (FB)	68-71	285	1,321
Marcus Holliday (RB)	91-94	302	1,275
Leon Bosby (FB)	89-92	323	1,244
Herb Covington (FB)	65-67	263	1,236
Tony Wiley (RB)	80-82	277	1,215
Billy Fletcher (QB)	63-65	241	1,147
Leo Cage (RB)	77-79	244	1,137
Richard Williams (RB)	79-82	206	1,092
Eddie Hill (RB)	75-78	212	1,076
Marvin Cox (RB)	88-89	215	1,074
James King (RB)	76-78	248	1,020
Gerald White (RB)	86-89	257	1,013

**Dornell Harris (5)**

131	vs Wichita State	1972
129	vs Tulsa	1972
119	vs Utah State	1972
110	vs Kansas State	1973
106	vs Virginia Tech	1973

**Punkin Williams (4)**

148	vs Southern Miss	1984
142	vs SW Louisiana	1984
137	vs Mississippi State	1984
121	vs Louisville	1983

**Eddie Hill (4)**

188	vs Cincinnati	1978
114	vs Southern Miss	1978
107	vs Wichita State	1978
102	vs Mississippi State	1977

**Herb Covington (4)**

145	vs McNeese State	1965
140	vs Cincinnati	1966
103	vs West Texas State	1965
102	vs Mississippi State	1965

**Tefilo Riley (4)**

190	vs Arkansas State	1998
152	vs Louisville	1998
119	vs SW Louisiana	1996
104	vs Arkansas State	1999

**Dante Brown (3)**

158	vs UT-Chattanooga	2001
148	vs Houston	2001
119	vs Louisville	2001

**Leo Cage (3)**

156	vs Cincinnati	1979
124	vs Louisville	1979
118	vs Ole Miss	1979

**Wayne Pryor (3)**

115	vs Tulsa	1987
112	vs Alabama	1987
102	vs Southern Miss	1986

**James King (3)**

120	vs North Texas State	1977
119	vs Wichita State	1977
110	vs Southern Miss	1977

**Ray Jamieson (3)**

137	vs Louisville	1968
122	vs North Texas State	1971
109	vs Southern Miss	1971

**Jay McCoy (3)**

121	vs Florida State	1969
101	vs Southern Miss	1969
100	vs Louisville	1968

**Billy Fletcher (3)**

128	vs West Texas State	1964
120	vs West Texas State	1965
116	vs Tulsa	1965

**John Martin (2)**

164	vs East Carolina	1992
113	vs SW Louisiana	1993

**Jeff Womack (2)**

140	vs Louisville	1983
110	vs Tennessee	1985

**Gerald White (2)**

101	vs Tulane	1987
100	vs Vanderbilt	1987

**Frank Fletcher (2)**

185	vs Cincinnati	1994
101	vs Louisville	1994

**Jeff "Sugar" Sanders (2)**

132	vs East Carolina	2000
122	vs Cincinnati	2000

**Richard Williams (2)**

184	vs Georgia Tech	1981
100	vs Louisville	1980

**Tony Wiley (2)**

131	vs Ole Miss	1980
106	vs Southern Miss	1981

**Richard Locke (2)**

121	vs Ole Miss	1978
120	vs North Texas State	1979

**Reuben Gibson (2)**

112	vs Louisville	1976
107	vs Colorado State	1974

**Xavier Crawford (1)**

134	vs Southern Miss	1991
-----	------------------	------

**Keith Benton (1)**

147	vs Louisville	1990
-----	---------------	------

**Leon Bosby (1)**

126	vs SW Louisiana	1990
-----	-----------------	------

**Charles Allen (1)**

111	vs Tulane	1990
-----	-----------	------

**Tim Jones (1)**


132	vs Tulane	1989
-----	-----------	------

**Danny Felts (1)**

145	vs Wichita State	1979
-----	------------------	------

**Lloyd Patterson (1)**

108	vs Florida State	1975
-----	------------------	------

**Dante Brown****Herb Covington****Ronald "Runt" Moon (1)**

111	vs Mississippi State	1974
-----	----------------------	------

**Dan Darby (1)**

109	vs Cincinnati	1972
-----	---------------	------

**Al Harvey (1)**

136	vs Utah State	1972
-----	---------------	------

**Joe Lynch (1)**

131	vs Wichita State	1970
-----	------------------	------

**Ricky Thurow (1)**


131	vs Louisville	1969
-----	---------------	------

**Terry Padgett (1)**

129	vs South Carolina	1966
-----	-------------------	------

**Ralph Messer (1)**

116	vs Louisville	1952
-----	---------------	------



Tailback Gerard Arnold set the Memphis single rushing record with 1,059 yards in 1998. He was just the fourth Memphis back to surpass 2,000 career yards rushing.

# Passing



## SINGLE GAME

### Most Passing Attempts (min. 38)

45	Steve Matthews vs Miss State	1993
44	Bernard Oden vs Minnesota	1997
44	Steve Matthews vs Louisville	1993
41	Rusty Trail vs Southern Miss	1988
40	Billy Fletcher vs Wake Forest	1965
39	Tom Branner vs SW Louisiana	1986
39	Kenton Evans vs Ole Miss	1998
38	Neil Suber vs Southern Miss	2000
38	Steve Matthews vs SW Louisiana	1993
38	Steve Matthews vs Tulsa	1993

### Most Pass Completions (min. 20)

29	Steve Matthews vs Miss State	1993
25	Bernard Oden vs Minnesota	1997
25	Steve Matthews vs Louisville	1993

QB Steve Matthews threw for 340 yards vs. Miss State in 1993.



24	Steve Matthews vs Tulsa	1993
24	Kenton Evans vs Ole Miss	1998
23	Neil Suber vs Southern Miss	2000
23	Steve Matthews vs East Carolina	1993
22	Rusty Trail vs Southern Miss	1988
22	Danny Sparkman vs Murray State	1985
21	Steve Matthews vs Miss State	1992
20	Steve Matthews vs SW Louisiana	1993
20	Joe Bruner vs Kansas State	1973

### Most Yards Passing (min. 260)

355	Rusty Trail vs Southern Miss	1988
340	Steve Matthews vs Miss State	1993
335	Steve Matthews vs East Carolina	1992
300	Bernard Oden vs Minnesota	1997
295	Danny Wimprine vs Cincinnati	2001
292	Bernard Oden vs Cincinnati	1997

291	Qadry Anderson vs Tulane	1996
288	Danny Sparkman vs Cincinnati	1984
287	Steve Matthews vs East Carolina	1993
279	Neil Suber vs Tulane	1998
263	Steve Matthews vs Louisville	1993
261	Danny Sparkman vs Murray State	1985

### Most Touchdown Passes

4	Danny Wimprine vs Army	2001
4	Steve Matthews vs Tulane	1992
4	James Earl Wright vs Tulsa	1961
3	Numerous tied at three	

### Most Interceptions Thrown

5	Darrell Martin vs Vanderbilt	1980
5	Keith Benton vs Missouri	1990
4	Several tied at four	

## SINGLE SEASON

### Most Pass Attempts

316	Bernard Oden	1997
287	Qadry Anderson	1996
286	Steve Matthews	1992
273	Steve Matthews	1993
272	Danny Sparkman	1985
256	Billy Fletcher	1965
216	Danny Sparkman	1983
201	Trell Hooper	1982

### Most Pass Completions

175	Steve Matthews	1992
170	Bernard Oden	1997
166	Steve Matthews	1993
142	Danny Sparkman	1985
141	Qadry Anderson	1996
112	Trell Hooper	1982
105	Danny Sparkman	1983
102	Danny Wimprine	2001

### Most Yards Passing

2249	Bernard Oden	1997
2084	Steve Matthews	1992
1896	Steve Matthews	1993
1606	Danny Sparkman	1985
1563	Lloyd Patterson	1976
1557	Qadry Anderson	1996
1390	Danny Sparkman	1983
1336	Lloyd Patterson	1977
1329	Danny Wimprine	2001

### Highest Pass Completion (min. 75 atts)

64.0	Andy Whitwell (48 X 75)	1987
61.2	Steve Matthews (175 X 287)	1992
60.8	Steve Matthews (166 X 273)	1993
57.0	Neil Suber (69 X 121)	2000
56.8	Tim Jones (54 X 96)	1987
55.7	Trell Hooper (112 X 201)	1982
55.2	Scott Scherer (85 X 154)	2000
53.8	Bernard Oden (170 X 316)	1997
53.3	David Fowler (103 X 193)	1974

### Average Gain Per Completion

19.9	James Earl Wright	1960
18.3	Nick Bouni	1959
18.3	Lloyd Patterson	1976
17.9	Lloyd Patterson	1976
17.8	Kevin Betts	1978

### Most Touchdown Passes

18	Steve Matthews	1992
14	Danny Wimprine	2001
14	Lloyd Patterson	1976
13	Steve Matthews	1993
13	Billy Fletcher	1965
13	James Earl Wright	1960
12	Bernard Oden	1997
11	Danny Sparkman	1983
11	James Earl Wright	1961

### Most Interceptions Thrown

20	Billy Fletcher	1965
16	Darrell Martin	1980
13	Steve Matthews	1993
13	Lloyd Patterson	1978
12	Steve Matthews	1992
11	Qadry Anderson	1996
11	Keith Benton	1990
11	Danny Sparkman	1983
11	Danny Sparkman	1985

## CAREER

### Most Pass Attempts

662	Danny Sparkman	1983-85
560	Lloyd Patterson	1975-78
559	Steve Matthews	1992-93
463	Neil Suber	1998-01
438	Billy Fletcher	1963-65
420	Tim Jones	1986-89


### Most Pass Completions

341	Steve Matthews	1992-93
328	Danny Sparkman	1983-85
246	Lloyd Patterson	1975-78
238	Neil Suber	1998-01
210	Tom Jones	1986-89


### Most Passing Yards

4,311	Danny Sparkman	1983-85
4,201	Lloyd Patterson	1975-78

Lloyd Patterson



Steve Matthews



3,980	Steve Matthews	1992-93
2,686	Bernard Oden	1995-97
2,668	Tim Jones	1986-89
2,646	Neil Suber	1998-01
2,468	Keith Benton	1990-91

**Most Touchdown Passes**

31	Steve Matthews	1992-93
30	Lloyd Patterson	1975-78
27	Danny Sparkman	1983-85
24	James Earl Wright	1959-61
21	Billy Fletcher	1963-65
19	Tim Jones	1986-89

**Most Interceptions**

34	Lloyd Patterson	1975-78
32	Danny Sparkman	1983-85
29	Tim Jones	1986-89
28	Billy Fletcher	1963-65
25	Steve Matthews	1992-93
25	Darrell Martin	1978-81

**Highest Pass Completion Percentage**

61.0	Steve Matthews (341X559)	1992-93
51.1	David Fowler (185X362)	1972-74
50.0	Tim Jones (210X420)	1986-89
49.5	Danny Sparkman (328X662)	1983-85
49.2	Al Harvey (122X248)	1970-72
44.6	Russ Vollmer (107X240)	1960-63

**Highest Average Per Completion**

17.2	James Earl Wright	1959-61
17.1	Lloyd Patterson	1975-78
16.9	Danny Pierce	1968-69
15.1	Kevin Betts	1976-79
14.4	Russ Vollmer	1960-63

**TEAM RECORDS  
GAME**

**Most Passing Attempts**

54	vs Tulane	2000
47	vs Mississippi State	1993
46	vs Mississippi	1969
46	vs Murray State	1985
45	vs Louisville	1993
44	vs Minnesota	1997
41	vs Louisville	2001
41	vs North Texas State	1978
40	vs Wake Forest	1965
39	vs Mississippi	1998
39	vs Southern Miss	1994
39	vs Tulsa	1993
39	vs SW Louisiana	1986

**Fewest Passing Attempts**

3	vs Arkansas State	1982
---	-------------------	------

**Most Pass Completions**

30	vs Mississippi State	1993
25	vs Minnesota	1997
25	vs Louisville	1993
24	vs Tulane	2000
24	vs Mississippi	1998
24	vs East Carolina	1993
24	vs Tulsa	1993
24	vs Murray State	1985

**Fewest Pass Completions**

1	four times (vs Miss. State, 1984)
---	-----------------------------------

**Most Passing Yards**

379	vs Mississippi State	1993
355	vs Southern Miss	1988
335	vs East Carolina	1992
331	vs Mississippi	1969
301	vs SW Louisiana	1973

300	vs Minnesota	1997
295	vs Cincinnati	2001
292	vs Cincinnati	1997
291	vs Tulane	1996

**Fewest Passing Yards**

6	vs Southern Miss	1966
---	------------------	------

**Most Passes Had Intercepted**

5	vs Miami	1993
5	vs Missouri	1991
5	vs SW Louisiana	1987
5	vs Vanderbilt	1980
5	vs Vanderbilt	1979
5	vs Houston	1968
5	vs New Mexico	1986

**SEASON**

**Most Passing Attempts**

352	1993
339	2000
336	1997
320	1998
320	1995
318	2001
313	1996
308	1992
290	1982

**Fewest Pass Attempts**

78	1957
----	------

**Most Pass Completions**

203	1993
182	1992
181	2000
178	1997
177	2001
159	1973
154	1985
153	1996
153	1982

**Fewest Pass Completions**


38	1957
----	------

**Most Yards Passing**

2369	1997
2191	1992
2087	2001
2030	1988



Bernard Oden set four new passing records in 1997 including a single-season mark of 2,249 yards through the air.



QB Rusty Trail threw for a school record 355 yards vs. Southern Miss in 1988.

2005	1998
1945	1973
1766	1985

**Fewest Passing Yards**

477	1957
-----	------

**Most Passes Had Intercepted**

22	1980
22	1965
20	1995
20	1979
18	1986
18	1982
18	1978

**Fewest Passes Had Intercepted**

6	2001
---	------

**Most Touchdown Passes**

19	1992
18	1993
14	1978
14	1976
14	1969
14	1965
14	1961
14	1960

**Fewest Touchdown Passes**

1	1963
---	------

**300-YARD  
PASSING GAMES**

**Steve Matthews (2)**

340	vs Mississippi State	1993
335	vs East Carolina	1992

**Rusty Trail (1)**

355	vs Southern Miss *	1988
-----	--------------------	------

**Bernard Oden (1)**

300	vs Minnesota	1997
-----	--------------	------

**200-YARD  
PASSING GAMES**

**Steve Matthews (6)**

287	vs East Carolina	1993
263	vs Louisville	1993
239	vs Tulsa	1993

238	vs Tulane	1992
235	vs SW Louisiana	1993
226	vs Tennessee	1992

**Bernard Oden (6)**

292	vs Cincinnati	1997
238	vs Tulane	1997
223	vs Michigan State	1997
218	vs Arkansas State	1997
205	vs Houston	1997
205	vs UAB	1997

**Danny Sparkman (3)**

288	vs Cincinnati	1984
261	vs Murray State	1985
214	vs Arkansas State	1984

**Neil Suber (3)**

279	vs Tulane	1998
226	vs East Carolina	1998
222	vs Tennessee	1999

**Danny Pierce (3)**

240	vs Wichita State	1968
232	vs Ole Miss	1969
203	vs Louisville	1968

**Lloyd Patterson (3)**

215	vs Southern Miss	1976
203	vs Tulsa	1976
203	vs Virginia Tech	1976

**Qadry Anderson (2)**

291	vs Tulane	1996
239	vs Houston	1996

**Tim Jones (2)**

208	vs Mississippi State	1988
205	vs Florida State	1989

**Billy Fletcher (2)**


257	vs Mississippi State	1965
215	vs Wake Forest	1965

YEAR-BY-YEAR PASSING LEADERS							
YEAR	NAME	ATT	COMP	YDS	TDS	INT	
2001	Danny Wimprine	196	102	1329	14	4	
2000	Scott Scherer	154	85	857	4	6	
1999	Travis Anglin	125	68	856	5	10	
1998	Neil Suber	124	61	930	5	4	
1997	Bernard Oden	316	170	2249	12	9	
1996	Qadry Anderson	287	141	1557	6	11	
1995	Joe Borich	161	81	896	3	8	
1994	Tony Scarpino	148	70	738	1	7	
1993	Steve Matthews	273	166	1896	13	13	
1992	Steve Matthews	286	175	2084	18	12	
1991	Keith Benton	199	90	1203	8	13	
1990	Keith Benton	176	76	1265	7	11	
1989	Tim Jones	144	73	1017	7	10	
1988	Rusty Trail	152	79	1231	5	5	
1987	Tim Jones	95	54	709	5	7	
1986	Tom Branner	84	41	412	2	2	
1985	Danny Sparkman	272	142	1606	9	11	
1984	Danny Sparkman	174	81	1315	7	10	
1983	Danny Sparkman	216	105	1390	11	11	
1982	Trell Hooper	201	112	1194	5	10	
1981	Tom Smith	96	43	466	2	8	
1980	Darrell Martin	185	73	888	5	16	
1979	Kevin Betts	154	64	884	6	10	
1978	Lloyd Patterson	141	56	931	7	13	
1977	Lloyd Patterson	169	73	1336	9	8	
1976	Lloyd Patterson	178	87	1563	14	6	
1975	Lloyd Patterson	72	30	371	0	7	
1974	David Fowler	193	103	1266	9	9	
1973	Joe Bruner	118	61	785	4	6	
1972	Al Harvey	179	90	961	5	7	
1971	John Robinson	80	31	496	5	5	
1970	Rick Strawbridge	80	39	557	1	7	
1969	Danny Pierce	139	61	1049	9	9	
1968	Danny Pierce	137	56	925	3	7	
1967	Terry Padgett	70	31	436	3	1	
1966	Terry Padgett	73	26	348	2	7	
1965	Billy Fletcher	256	92	1239	13	20	
1964	Billy Fletcher	160	69	921	7	7	
1963	Russell Vollmer	58	29	466	0	3	
1962	Russell Vollmer	87	39	555	6	-	
1961	James Earl Wright	67	35	604	11	-	
1960	Nick Bouni	62	26	475	2	6	
1959	Fred Hearn	30	13	184	1	1	


**CAREER PASSING LEADERS**

Name	Yrs. Played	Comp-Att	TDS	Total Yards
Danny Sparkman	1983-85	328-662	27	4,311
Lloyd Patterson	1975-78	246-560	30	4,201
Steve Matthews	1992-93	341-559	31	3,980
Bernard Oden	1995-97	209-400	14	2,686
Tim Jones	1986-89	210-420	19	2,668
Neil Suber	1998-01	238-463	14	2,646
Keith Benton	1990-91	166-375	15	2,468
Billy Fletcher	1963-65	168-438	21	2,311
David Fowler	1972-74	185-362	12	2,283
Qadry Anderson	1995-96	178-374	7	2,047
Ricky Thurow	1967-69	91-216	13	1,534
Danny Pierce	1968-69	117-276	12	1,974
Kevin Betts	1978-79	97-237	13	1,511
Travis Anglin	1999-	137-250	10	1,459
Russ Vollmer	1960-63	107-240	7	1,454
Al Harvey	1970-72	122-248	9	1,405
Rusty Trail	1987-89	98-207	7	1,370
Joe Borich	1994-95	124-284	6	1,369
Danny Wimprine	2001-	102-196	14	1,329
Trell Hooper	1981-85	112-201	5	1,194
Darrell Martin	1979-82	100-261	5	1,157

QB Billy Fletcher's 13 touchdown passes in 1965 rank as the fourth highest single season total in Memphis football history.



<b>Joe Bruner (1)</b> 250 vs Kansas State	1973
<b>Joe Borich (1)</b> 228 vs Tulane	1995
<b>Dan Branner (1)</b> 225 vs SW Louisiana	1986
<b>Tony Scarpino (1)</b> 225 vs Southern Miss	1993
<b>Travis Anglin (1)</b> 221 vs Tulane	1999
<b>Kevin Betts (1)</b> 218 vs Ole Miss	1979
<b>Kenton Evans (1)</b> 214 vs Ole Miss	1998
<b>Keith Benton (1)</b> 207 vs Mississippi State	1990
<b>Scott Scherer (1)</b> 203 vs Cincinnati	2000



## LONG PASS COMPLETIONS

Yards	Players	Opponent	Year
94	Lloyd Patterson to Earnest Gray (TD)	Houston	1978
92	Stephen Galbraith to Damien Dodson (TD)	Houston	1998
84	Rusty Trail to Chris Martin (TD)	Southern Miss	1988
84	Danny Sparkman to Edwin Lovelady (TD)	Arkansas State	1984
83	Danny Sparkman to Derrick Crawford (TD)	Arkansas State	1983
82	Neil Suber to Damien Dodson (TD)	East Carolina	1998
82	Neil Suber to Ken Coutain (TD)	Tennessee	1999
82	Qadry Anderson to Teofilo Riley (TD)	Houston	1996
82	James Earl Wright to Harold Sterling (TD)	Southern Miss	1960
79	Danny Sparkman to Jerry Harris (TD)	Florida State	1984
76	Keith Benton to Russell Copeland (TD)	Central Florida	1990
75	Danny Sparkman to Enis Jackson (TD)	Mississippi State	1984
75	Danny Sparkman to Billy Moody (TD)	Virginia Tech	1985
73	Danny Wimprine to Antoine Harden (TD)	Houston	2001
73	Danny Sparkman to Smokey Jordan	Virginia Tech	1983
72	Tim Jones to Ray Craft	Mississippi State	1988
72	Danny Sparkman to Jerry Harris (TD)	Cincinnati	1984
71	Danny Sparkman to Enis Jackson	Tulane	1983
70	Bernard Oden to Damien Dodson (TD)	Michigan State	1997
69	Danny Wimprine to Darren White (TD)	Cincinnati	2001
69	Keith Benton to John Bush (TD)	Mississippi State	1991
68	Bernard Oden to Boo Blevins (TD)	Mississippi State	1995
67	Danny Wimprine to Antoine Harden (TD)	Army	2001
67	Danny Sparkman to Punkin Williams (TD)	Arkansas State	1984
67	Bernard Oden to Richie Floyd	Michigan State	1997
66	Steve Matthews to Isaac Bruce (TD)	Tulsa	1992
66	Andy Whitwell to Charles Wilson (TD)	Southern Miss	1987
65	Bernard Oden to Richie Floyd	Cincinnati	1997
65	Bernard Oden to Chris Powers (TD)	Mississippi State	1997
64	Lloyd Patterson to Earnest Gray (TD)	Southern Miss	1977
61	Keith Benton to John Bush (TD)	Tennessee	1991
60	Danny Sparkman to Jerry Harris (TD)	Army	1985
60	Tony Scarpino to Ryan Roskelly	Tulsa	1994
58	Billy Fletcher to Rich Coady	Utah State	1965
57	Bernard Oden to Boo Blevins (TD)	Tulane	1997
57	Elgin Perkins to Charles Wilson	Tulane	1987
57	Steve Matthews to Larry Porter (TD)	Louisville	1992
57	Danny Sparkman to Smokey Jordan	Southern Miss	1983
57	Lloyd Patterson to Earnest Gray (TD)	Mississippi State	1977
56	Qadry Anderson to Richie Floyd (TD)	Tulane	1996
55	Lloyd Patterson to Earnest Gray (TD)	Southern Miss	1977
54	Keith Benton to Russell Copeland	Tulsa	1990
54	Danny Pierce to Preston Riley (TD)	Miami (FL)	1969
53	Rusty Trail to Billy Moody (TD)	Tulsa	1988
53	Andy Whitwell to Chris Martin (TD)	Tulane	1987
52	Neil Suber to Al Sermon (TD)	Minnesota	1998
52	Joe Bruner to Mike Fuhrman	Southern Miss	1974
51	Neil Suber to Billy Kendall (TD)	Tulane	1998
51	Steve Matthews to Ray Patterson (TD)	East Carolina	1992
51	Kevin Betts to Earnest Gray	Tulane	1978
51	Kevin Betts to Russell Richards (TD)	Ole Miss	1979
51	Dennis Bradshaw to Ken Dunek (TD)	Florida State	1979
50	Tim Jones to Wayne Pryor (TD)	Louisville	1987
50	Tim Jones to Charles Wilson (TD)	Florida State	1987
50	Danny Sparkman to Derrick Crawford (TD)	Mississippi State	1983
50	Mike Murray to Darrell Nelson	Louisville	1980
50	Lloyd Patterson to Richard Locke (TD)	Wichita State	1978



QB Keith Benton threw for 2,468 yards and rushed for 941 yards in two seasons with the Tigers. He amassed 3,409 yards in total offense and was responsible for 24 touchdowns.

# Receiving



## SINGLE GAME

### Most Pass Receptions (min. 9)

10	Richie Floyd vs Arkansas State	1997
10	Isaac Bruce vs SW Louisiana	1993
10	Mac Cody vs Miss State	1993
10	Russell Copeland vs Miss State	1992
10	Russell Copeland vs Tennessee	1992
10	Bob Sherlag vs Miss State	1965
9	Russell Copeland vs Ole Miss	1992
9	Mac Cody vs East Carolina	1993
9	Darrell Eldred vs Louisville	1964

### Most Yards Receiving (min. 130)

186	Bob Sherlag vs Miss State	1965
174	Ryan Roskelly vs Tulsa	1994
172	Richie Floyd vs Tulane	1996
160	Bill Robertson vs Ark State	1950
159	Preston Riley vs Louisville	1968
155	Richie Floyd vs Cincinnati	1997
147	Isaac Bruce vs East Carolina	1993
140	Russell Copeland vs East Carolina	1992
138	Russell Copeland vs Tennessee	1992
137	Isaac Bruce vs Tulsa	1992
132	Darrius Blevins vs Tulane	1997
130	Bob Sherlag vs Wake Forest	1965
130	Frank Blackwell vs Mississippi	1969

### Highest Avg. Gain/Reception (min. 3 rec.)

36.3	Antoine Harden vs Army (3-109)	2001
33.0	Darrius Blevins vs Tulane (4-132)	1997
31.8	Preston Riley vs Louisville (5-159)	1969
29.0	Ryan Roskelly vs Tulsa (6-174)	1994
24.3	Isaac Bruce vs Ark State (4-98)	1993
23.3	Russell Copeland vs ECU (6-140)	1992
22.8	Isaac Bruce vs Tulsa (6-137)	1992
22.1	Richie Floyd vs Cincinnati (7-155)	1997
21.5	Richie Floyd vs Tulane (8-172)	1996
21.0	Isaac Bruce vs ECU (7-147)	1993

### Most Touchdown Receptions

3	Russell Copeland vs Tennessee	1992
---	-------------------------------	------

Isaac Bruce is the only UM receiver in school history to have over 1,000 yds receiving in a single season.



3	Stan Davis vs Ole Miss	1971
3	Bob Sherlag vs Miss State	1965
3	Don Coffey vs Tulsa	1961
3	Bill Robertson vs Ark. State	1950

### Longest Pass Reception (min. 75)

94	Earnest Gray vs Houston	1978
92	Damien Dodson vs Houston	1998
84	Chris Martin vs Southern Miss	1988
84	Edwin Lovelady vs Ark. State	1984
83	Derrick Crawford vs Ark. State	1983
82	Damien Dodson vs East Carolina	1998
82	Teofilo Riley vs Houston	1996
82	Harold Sterling vs Southern Miss	1960
80	Russell Copeland vs East Carolina	1992
79	Jerry Harris vs Florida State	1984
76	Russell Copeland vs Central Fla	1990
75	Enis Jackson vs Miss State	1984
75	Billy Moody vs Virginia Tech	1985

### Most Consecutive Games with Reception

Russell Copeland	27
Earnest Gray	26
Bunkie Perkins	22
Isaac Bruce	22
Ryan Roskelly	22
Richie Floyd	21
Damien Dodson	19
John Bush	18
Wayne Pryor	15

## SINGLE SEASON

### Most Pass Receptions (min. 40)

74	Isaac Bruce	1993
61	Russell Copeland	1992
50	Mac Cody	1993
46	Bunkie Perkins	2001
46	James Thompson	1973
46	Bob Sherlag	1965
45	Damien Dodson	1997
44	Ryan Roskelly	1994
43	Richie Floyd	1996
43	Bobby Ward	1973
42	Damien Dodson	1998

### Most Yards Receiving (min. 500)

1054	Isaac Bruce	1993
826	Earnest Gray	1977
753	Damien Dodson	1998
744	Bobby Ward	1973
736	Russell Copeland	1992
690	Earnest Gray	1978
684	Russell Copeland	1990
628	Keith Wright	1977
617	Richie Floyd	1997
606	Mac Cody	1993
605	Damien Dodson	1997
602	Ryan Roskelly	1994
600	Richie Floyd	1996

### Average Gain Per Reception

29.5	Earnest Gray	1977
25.3	Jerry Harris	1984
24.5	Sonny Parsons	1961
23.1	Preston Riley	1968
22.2	Enis Jackson	1983
21.7	Ray Craft	1988
20.7	Russell Copeland	1990
20.3	Ricky Rivas	1976

### Most Touchdown Receptions

12	Bill Robertson	1950
10	Isaac Bruce	1993
9	Earnest Gray	1978
9	Bob Sherlag	1965

Keith Wright's 16.9 yards per reception career average ranks as the fourth highest in Memphis history.



7	Russell Copeland	1992
7	Bobby Ward	1973
6	Bunkie Perkins	2001
6	Earnest Gray	1977
6	Ricky Rivas	1976

## CAREER

### Most Pass Receptions

147	Damien Dodson	1996-99
116	Russell Copeland	1989-92
113	Isaac Bruce	1992-93
105	James Thompson	1972-74
97	Earnest Gray	1975-78
79	Bunkie Perkins	2000-01
74	Keith Wright	1974-77
73	Stan Davis	1969-72

### Most Receiving Yards

2,126	Earnest Gray	1975-78
2,096	Damien Dodson	1996-99
1,753	Russell Copeland	1989-92
1,654	Richie Floyd	1995-98
1,586	Isaac Bruce	1992-93
1,248	Keith Wright	1974-77
1,186	Jerry Harris	1983-86
1,183	James Thompson	1972-74
1,117	Derrick Crawford	1980-83

### Highest Average Gain Per Reception

21.9	Earnest Gray	1975-78
17.7	Derrick Crawford	1980-83
17.1	John Bowers	1979-82
16.9	Keith Wright	1974-77
16.6	Enis Jackson	1982-85
16.3	Jerry Harris	1983-86

### Most Touchdown Receptions

17	Earnest Gray	1975-78
16	Bill Robertson	1947-50
15	Isaac Bruce	1992-93
12	Russell Copeland	1989-92

YEAR-BY-YEAR RECEIVERS

YEAR	NAME	NO.	YDS	TDS
2001	Antoine Harden	31	589	4
2000	Bunkie Perkins	33	314	0
1999	Damien Dodson	39	507	4
1998	Damien Dodson	42	753	2
1997	Richie Floyd	38	617	1
1996	Richie Floyd	43	600	1
1995	Ryan Roskelly	34	361	0
1994	Ryan Roskelly	44	602	3
1993	Isaac Bruce	74	1054	10
1992	Russell Copeland	61	736	7
1991	John Bush	25	420	3
1990	Russell Jones	33	684	4
1989	Russell Copeland	22	333	1
1988	Charles Wilson	33	554	2
1987	Charles Wilson	20	393	2
1986	Jerry Harris	29	338	1
1985	Jerry Harris	30	519	4
1984	Edwin Lovelady	19	345	2
1983	Derrick Crawford	31	594	3
1982	Derrick Crawford	32	523	2
1981	Jerry Knowlton	18	244	0
1980	Jerry Knowlton	27	470	4
1979	Tony Hunt	15	234	1
1978	Earnest Gray	35	690	9
1977	Earnest Gray	28	826	6
1976	Ricky Rivas	26	529	6
	Earnest Gray	29	529	2
1975	Ricky Rivas	18	224	0
1974	James Thompson	40	395	5
1973	Bobby Ward	43	744	7
1972	Stan Davis	39	476	2
1971	Stan Davis	34	509	5
1970	Bill Wright	17	206	3
1969	Frank Blackwell	31	591	5
1968	Preston Riley	21	484	2
1967	Rich Coady	18	260	1
1966	Dale Brady	11	176	3
1965	Bob Sherlag	46	673	9
1964	Billy Ray Farmer	19	222	0
1963	Bob Sherlag	8	183	0
1962	John Griffin	14	220	3
1961	Don Coffey	18	312	5
1960	Don Coffey	10	188	1
1959	Don Coffey	8	192	2
1957	John Ruth	5	93	0
1956	Carlos Brooks	67	378	3

12	Damien Dodson	1996-99
11	Keith Wright	1974-77
11	Bob Sherlag	1963-65

100-YARD RECEIVING GAMES

**Earnest Gray (6)**

129	vs Utah State	1977
122	vs North Texas State	1978
119	vs Virginia Tech	1977
119	vs Southern Miss	1977
112	vs Miss State	1978
105	vs North Texas State	1977

**Russell Copeland (5)**

140	vs East Carolina	1992
139	vs Tennessee	1992
123	vs Central Florida	1990
113	vs Florida State	1989
111	vs Tulsa	1990

**Damien Dodson (5)**

128	vs East Carolina	1998
127	vs Minnesota	1997
126	vs Miss State	1998
111	vs Houston	1998
101	vs Louisville	1997

**Isaac Bruce (4)**

147	vs East Carolina	1993
137	vs Tulsa	1992
112	vs Miss State	1993
108	vs Tulsa	1993

**Richie Floyd (3)**

172	vs Tulane	1996
155	vs Cincinnati	1997
116	vs Ark. State	1997

**Derrick Crawford (3)**

125	vs Tulane	1982
111	vs Ark. State	1993
109	vs Miss State	1983

**Preston Riley (3)**

159	vs Louisville	1968
119	vs Florida State	1968
110	vs Wichita State	1968

**Antoine Harden (2)**

109	vs Army	2001
104	vs Tennessee	2001

**Darius "Boo" Blevins (2)**

132	vs Tulane	1997
-----	-----------	------

126	vs Miss State	1995
-----	---------------	------

**Mac Cody (2)**

112	vs Miss State	1993
110	vs East Carolina	1993

**Charles Wilson (2)**

127	vs Tulane	1987
110	vs Tennessee	1988

**Jerry Harris (2)**

112	vs SW Louisiana	1986
106	vs Cincinnati	1984

**Enis Jackson (2)**

110	vs Southern Miss	1983
103	vs Tulane	1983

**Ricky Rivas (2)**

112	vs Tulsa	1976
101	vs Ole Miss	1976

**Bobby Ward (2)**

105	vs Houston	1973
100	vs Tulsa	1973

**Frank Blackwell (2)**

130	vs Ole Miss	1969
107	vs Tennessee	1969

**Bob Sherlag (2)**

189*	vs Miss State	1965
130	vs Wake Forest	1965

**Darron White (1)**

123	vs Cincinnati	2001
-----	---------------	------

**Ken Coutain (1)**

116	vs Tennessee	1999
-----	--------------	------

**Ryan Roskelly (1)**

174	vs Tulsa	1994
-----	----------	------

**John Bush (1)**

117	vs Miss State	1991
-----	---------------	------

**Chris Martin (1)**

118	vs Southern Miss	1988
-----	------------------	------

**Russell Richards (1)**

102	vs Ole Miss	1979
-----	-------------	------

**Stan Davis (1)**

106	vs Ole Miss	1971
-----	-------------	------

\* school record for single game

CAREER PASS RECEIVING LEADERS

Pos.	Name	Yrs. Played	Caught	TDS	Total Yards
WR	Earnest Gray	1975-78	97	17	2,123
FL	Damien Dodson	1996-99	147	12	2,096
WR	Russell Copeland	1989-92	116	12	1,753
WR	Richie Floyd	1995-98	110	4	1,654
WR	Isaac Bruce	1992-93	113	15	1,586
FL	Keith Wright	1974-77	74	11	1,248
FL	Jerry Harris	1983-86	72	7	1,186
WR	James Thompson	1971-73	105	7	1,183
WR	Derrick Crawford	1981-83	63	5	1,117
WR	Stan Davis	1969-72	79	9	1,105
FL	Bobby Ward	1973-74	71	7	1,056
WR	Bob Sherlag	1963-65	62	11	1,041
WR	John Bush	1989-92	61	7	1,023
WR	Darius Blevins	1994-98	73	8	1,017
FL	Jerry Knowlton	1978-81	60	5	973
WR	Charles Wilson	1986-88	53	5	971
WR	Bunkie Perkins	2000-01	79	6	893

Earnest Gray had 2,123 yards receiving and is the Tigers' career leader.



# Total Offense



## SINGLE GAME

### Most Offensive Plays (min. 45)

60	Bernard Oden vs Minnesota	1997
54	Qadry Anderson vs Louisville	1996
54	Billy Fletcher vs Wake Forest	1965
52	Steve Matthews vs Louisville	1993
51	Rusty Trail vs Southern Miss	1988
50	Danny Wimprine vs Cincinnati	2001
48	Steve Matthews vs Miss State	1993
47	Danny Pierce vs Mississippi	1969
47	David Fowler vs Houston	1974
45	Scott Scherer vs Cincinnati	2000

### Most Total Offense (min. 300)

375	Rusty Trail vs Southern Miss	1988
362	Steve Matthews vs Miss State	1993
351	Qadry Anderson vs Tulane	1996
351	Billy Fletcher vs Miss State	1965
350	Danny Wimprine vs Cincinnati	2001
334	Bernard Oden vs Minnesota	1997
320	Bernard Oden vs Cincinnati	1997
317	Tim Jones vs Tulane	1989
315	Steve Matthews vs ECU	1992
301	Danny Wimprine vs Houston	2001
300	Danny Sparkman vs Cincinnati	1984

### Avg. Gain/Play (min. 25 plays)

11.5	Danny Sparkman vs Cincinnati	1984
10.2	Steve Matthews vs ECU	1992
8.7	Billy Fletcher vs Miss State	1965
8.6	Tim Jones vs Tulane	1989
8.4	Danny Wimprine vs Houston	2001
8.0	Qadry Anderson vs Tulane	1996
7.4	Steve Matthews vs Miss State	1993
7.4	Rusty Trail vs Southern Miss	1988
7.0	Bernard Oden vs Cincinnati	1997
7.0	Danny Wimprine vs Cincinnati	2001

## SINGLE SEASON

### Most Offensive Plays (min. 300)

445	Bernard Oden	1997
416	Qadry Anderson	1996
365	Billy Fletcher	1965
342	Danny Sparkman	1985
324	Keith Benton	1990
322	Al Harvey	1972
320	Steve Matthews	1992

### Most Total Offense

2330	Bernard Oden	1997
1877	Keith Benton	1990
1871	Steve Matthews	1992
1795	Billy Fletcher	1965
1720	Steve Matthews	1993
1678	Qadry Anderson	1996
1666	Lloyd Patterson	1976
1643	Danny Sparkman	1985
1599	Danny Wimprine	2001

### Avg. Gain/Play

6.9	Rusty Trail	1988
6.0	Ricky Thurow	1968
5.8	Neil Suber	1998
5.8	Keith Benton	1990
5.8	Steve Matthews	1992
5.8	Danny Sparkman	1984
5.7	Danny Wimprine	2001
5.7	Lloyd Patterson	1977

5.7	Russell Vollmer	1963
5.5	Steve Matthews	1993
5.5	Danny Pierce	1969

## CAREER

### Most Offensive Plays

965	Lloyd Patterson	1975-78
854	Danny Sparkman	1983-85
737	Tim Jones	1986-89
679	Billy Fletcher	1963-65
639	Keith Benton	1990-91
631	Steve Matthews	1992-93
569	Bernard Oden	1995-97
569	David Fowler	1972-74
559	Qadry Anderson	1995-96
550	Neil Suber	1998-01

### Most Total Offense

4,568	Lloyd Patterson	1975-78
4,365	Danny Sparkman	1983-85
3,591	Steve Matthews	1992-93
3,502	Tim Jones	1986-89
3,458	Billy Fletcher	1963-65
3,409	Keith Benton	1990-91
2,805	Bernard Oden	1995-97
2,668	David Fowler	1972-74
2,568	Neil Suber	1998-01
2,504	Danny Pierce	1968-69


### Avg. Gain/Play

5.7	Steve Matthews	1992-93
5.7	Rusty Trail	1987-89
5.4	Ricky Thurow	1967-69
5.4	Russell Vollmer	1961-63
5.3	Keith Benton	1990-91
5.1	Danny Sparkman	1983-85
5.1	Danny Pierce	1968-69
5.1	Billy Fletcher	1963-65

## TEAM RECORDS GAME


### Most Offensive Plays

92	vs Murray State, 1985
----	-----------------------



Lloyd Patterson is Memphis' career leader in total offense with 4,565 yards.

91	vs Mississippi, 1983
91	vs SW Louisiana, 1983
89	vs Louisville, 1968
89	vs North Texas State, 1971



QB Qadry Anderson's 416 offensive plays in 1996 rank second in school history.

86	vs Cincinnati, 1995
85	vs East Carolina, 1995
82	vs Miss State, 1993
81	vs East Carolina, 2000
80	vs Louisville, 1998

### Fewest Offensive Plays

30	vs Mississippi, 1964
----	----------------------

### Most Total Yards

659	vs Louisville, 1969
630	vs Cincinnati, 1984
597	vs Wichita State, 1970
560	vs Southern Miss, 1970
552	vs Tulsa, 1969
537	vs Louisville, 1968
537	vs North Texas State, 1971
508	vs SW Louisiana, 1973
505	vs Virginia Tech, 1973
501	vs Arkansas State, 1998
500	vs Tulane, 1999

### Fewest Total Yards

47	vs Mississippi, 1964
----	----------------------

## SEASON

### Most Offensive Plays

859	1972
793	1973
786	1974
786	1971
783	1982
779	2000
776	1993
774	1979
770	1990
768	1997

**Fewest Offensive Plays**

526 1964

**Most Total Yards**

4124 1969  
 3800 1988  
 3790 1976  
 3784 1992  
 3723 1970  
 3690 1961  
 3685 1973  
 3685 1972  
 3641 1993  
 3614 1990

**Fewest Total Yards**

2215 1966




QB Danny Wimprine amassed 350 yards of total offense against Cincinnati in 2001 which is the 5th highest single game total in school history.


**YEAR-BY-YEAR TOTAL OFFENSE LEADERS**

YEAR	NAME	PLAYS	RUSH	PASS	TO
2001	Danny Wimprine	280	270	1329	1599
2000	Scott Scherer	216	-56	857	801
1999	Travis Anglin	182	123	856	979
1998	Gerard Arnold	208	1059	0	1059
1997	Bernard Oden	445	81	2249	2330
1996	Qadry Anderson	416	121	1557	1678
1995	Joe Borich	198	-15	896	881
1994	Tony Scarpino	170	-50	738	688
1993	Steve Matthews	311	-176	1896	1720
1992	Steve Matthews	320	-213	2084	1871
1991	Keith Benton	315	329	1203	1532
1990	Keith Benton	324	612	1265	1877
1989	Tim Jones	244	271	1017	1288
1988	Rusty Trail	204	179	1231	1410
1987	Tim Jones	182	269	709	978
1986	Wayne Pryor	129	501	-	501
1985	Danny Sparkman	342	37	1606	1643
1984	Danny Sparkman	225	-12	1315	1303
1983	Danny Sparkman	287	29	1390	1419
1982	Trell Hooper	306	249	1194	1443
1981	Tony Wiley	123	497	0	497
1980	Darrell Martin	294	-11	888	877
1979	Kevin Betts	258	200	884	1084
1978	Lloyd Patterson	246	-42	931	889
1977	Lloyd Patterson	260	138	1336	1474
1976	Lloyd Patterson	313	103	1563	1666
1975	Terdell Middleton	138	586	0	586
1974	David Fowler	309	167	1266	1433
1973	Joe Bruner	167	56	785	841
1972	Al Harvey	322	305	961	1266
1971	Al Harvey	149	221	444	665
1970	Joe Lynch	156	441	375	816
1969	Danny Pierce	249	328	1049	1377
1968	Danny Pierce	239	202	925	1127
1967	Ricky Thurow	138	394	349	743
1966	Terry Padgett	215	539	348	887
1965	Billy Fletcher	365	556	1239	1795
1964	Billy Fletcher	252	367	921	1288
1963	Dave Casinelli	219	1016	0	1016
1962	Russell Vollmer	162	289	555	844
1961	James Earl Wright	105	235	604	839
1960	Nick Bouni	144	272	475	747

**Tim Jones**



**Al Harvey**



**CAREER TOTAL OFFENSE LEADERS**

Pos.	Name	Yrs. Played	Total Yards
QB	Lloyd Patterson	1975-78	4,565
QB	Danny Sparkman	1983-85	4,365
QB	Steve Matthews	1992-93	3,591
QB	Tim Jones	1986-89	3,502
QB	Billy Fletcher	1963-65	3,458
QB	Keith Benton	1990-91	3,409
QB	Bernard Oden	1995-97	2,805
FB	Dave Casinelli	1960-63	2,636
QB	Neil Suber	1998-01	2,568
QB	Danny Pierce	1968-69	2,504
RB	Gerard Arnold	1997-99	2,378
QB	Qadry Anderson	1995-96	2,248
RB	Paul Gowen	1969-71	2,227
RB	Larry Porter	1990-93	2,194

# All-Purpose Yards



## SINGLE GAME

### Most All-Purpose Yards


Name	Yds	Rush	Recv	PR	KO
Ryan Roskelly ('94) vs Tulsa	368	0	174	194	0
Larry Porter ('90) vs Ark. St.	275	206	-1	0	70
Xavier Crawford ('91) vs Missouri	262	46	53	0	163
Paul Gowen ('69) vs Tulsa	260	260	0	0	0
Eddie Hill ('78) vs Cincinnati	237	188	0	0	49
John Martin ('92) vs East Carolina	237	166	16	0	55
Eddie Hill ('78) vs Wichita St.	225	107	0	11	107
Russell Copeland (89) vs Florida St.	221	0	113	0	108
Larry Porter ('91) vs Ark. St.	220	167	9	0	44
Bobby Ward ('73) vs Houston	218	0	105	2	111
Charles Wilson ('88) vs Sou. Miss.	218	0	88	0	130
Stan Davis ('69) vs Tennessee	217	76	3	0	138
Dave Casinelli ('63) vs Houston	210	210	0	0	0
Charles Wilson ('88) vs Tulane	203	0	51	0	152
Dornell Harris ('73) vs Kansas State	202	110	14	0	78
Larry Porter ('92) vs Cincinnati	200	183	14	0	3

## SEASON


### Most All-Purpose Yards

Name	Year	Yards
Charles Wilson	1988	1,303
Bobby Ward	1973	1,281
Keith Wright	1977	1,181
Eddie Hill	1978	1,173
Mac Cody	1993	1,161
Russell Copeland	1992	1,145
Antoine Harden	2001	1,133
Dornell Harris	1972	1,125
Ryan Roskelly	1994	1,118
Paul Gowen	1970	1,118
Gerard Arnold	1998	1,089
Terdell Middleton	1976	1,069
Jerry Harris	1985	1,054
Dave Casinelli	1963	1,053
Isaac Bruce	1993	1,050

Charles Wilson



Bobby Ward



Ryan Roskelly set the Memphis single game all-purpose yardage record against Tulsa in 1994 when he had 174 yards receiving and 194 yards in punt returns.

## YEAR-BY-YEAR ALL-PURPOSE LEADERS

YEAR	NAME	RUSH	REC	PR	KO	YDS
2001	Antoine Harden	11	589	0	533	1133
2000	Ryan Johnson	0	251	389	219	859
1999	Gerard Arnold	706	49	0	0	755
1998	Gerard Arnold	1059	30	0	0	1089
1997	Damien Dodson	18	605	218	0	841
1996	Teofilo Riley	572	157	0	0	729
1995	Ryan Roskelly	9	361	252	28	650
1994	Ryan Roskelly	-2	602	468	50	1118
1993	Mac Cody	46	606	80	429	1161
1992	Russell Copeland	9	736	351	49	1145
1991	Russell Jones	112	404	0	259	775
1990	Russell Copeland	0	684	0	19	703
1989	Marvin Cox	844	56	0	0	900
1988	Charles Wilson	14	554	0	735	1303
1987	William Arnold	0	3	0	555	558
1986	Sammy Seals	14	137	8	523	674
1985	Jerry Harris	-14	519	180	369	1054
1984	Jerry Harris	0	329	129	446	904
1983	Derrick Crawford	5	594	59	247	905
1982	Derrick Crawford	2	523	0	157	682
1981	Tony Wiley	497	57	0	93	647
1980	Richard Williams	438	82	0	221	741
1979	Leo Cage	599	47	0	0	646
1978	Eddie Hill	739	52	15	367	1173
1977	Keith Wright	7	628	201	345	1181
1976	Terdell Middleton	919	36	0	114	1069
1975	Terdell Middleton	586	18	0	231	835
1974	Bobby Ward	24	312	9	218	563
1973	Bobby Ward	9	744	124	404	1281
1972	Dornell Harris	698	23	124	115	960
1971	Dornell Harris	379	111	0	294	784
1970	Paul Gowen	868	132	25	93	1118
1969	Paul Gowen	715	23	0	126	864
1968	Jay McCoy	454	144	0	215	813
1967	Nick Pappas	245	-3	34	527	803
1966	Bob Baxter	64	10	142	449	665
1965	Bob Sherlag	0	673	36	0	709
1964	Billy Fletcher	367	0	0	389	756
1963	Dave Casinelli	1016	37	0	0	1053
1962	Dave Casinelli	826	40	0	15	881
1961	Dave Casinelli	646	83	0	0	729
1960	Nick Bouni	272	0	76	159	507
1959	Nick Bouni	137	0	73	166	376
1957	Laverne Steedley	129	13	0	39	181
1956	Andy Nelson	348	145	189	183	865

## CAREER ALL-PURPOSE YARDS LEADERS

Name	Yrs. Played	Yards
Keith Wright	1974-77	3,099
Damien Dodson	1996-99	2,914
Larry Porter	1990-93	2,821
Paul Gowen	1969-71	2,736
Dornell Harris	1971-73	2,680
Jerry Harris	1983-86	2,663
Wayne Pryor	1986-89	2,551
Gerard Arnold	1997-99	2,521
Terdell Middleton	1974-76	2,470
Stan Davis	1969-72	2,460
Russell Copeland	1989-92	2,396
Earnest Gray	1975-78	2,252

# Punting

## SINGLE GAME

### Most Punts (min. 10)

13	Hugh Owens vs Texas A&M	1979
12	Mike Coughlin vs Michigan	1995
12	Hugh Owens vs Texas A&M	1978
12	Paul Wilson vs South Carolina	1972
12	Arthur Franklin vs SW Louisiana	1986
11	Jim Cande vs Ole Miss	1999
11	Hugh Owens vs Houston	1978
11	Durwood Gordon vs W. Texas St.	1968
11	Ben Graves vs Southern Miss	2000
10	Ben Graves vs Miss State	2000
10	James Gaither vs Southern Miss	2001
10	Drew Pairamore vs Louisville	1996
10	Mike Coughlin vs SW Louisiana	1995

### Most Yards Punted (min. 400)

492	Hugh Owens vs Texas A&M	1979
450	James Gaither vs Southern Miss	2001
442	Ben Graves vs Miss State	2000
433	Hugh Owens vs Texas A&M	1978
423	Hugh Owens vs Houston	1978
421	Stan Weaver vs Vanderbilt	1982
416	Paul Wilson vs South Carolina	1972

### Highest Punting Average (min. 46.0)

52.3	James Gaither vs Army	2001
52.0	Preston Waits vs Union	1942
50.3	Jeff Buffaloe vs Louisville	1992
49.4	Jeff Buffaloe vs Alabama	1991
48.8	Ollie Cordill vs West Texas St.	1963
48.2	Walt Stephens vs Tennessee	1984

### Longest Punt (min. 60)

78	Jeff Fite vs Alabama	1989
71	Ollie Cordill vs West Texas State	1963
70	Russell Richards vs Florida State	1980
69	Jeff Fite vs Florida	1988
69	Virgil Pearcy vs Miss State	1974



Jeff Buffaloe holds the Memphis career punting average record at 43.5 yards per kick.

## SINGLE SEASON

### Most Punts - Season

80	Hugh Owens	1978
80	Russell Richards	1980
78	Ben Graves	2000
78	Stan Weaver	1983
77	Arthur Franklin	1986
73	Drew Pairamore	1996
73	Jeff Fite	1990
71	Hugh Owens	1979
70	Drew Pairamore	1994
68	Mike Coughlin	1995
67	Jim Cande	1999
65	James Gaither	2001
65	Jeff Fite	1989
65	Durwood Gordon	1968

### Most Yards Punted (min. 2700)

3125	Ben Graves	2000
3117	Hugh Owens	1978
3049	Stan Weaver	1983
3048	Russell Richards	1980
3040	Jeff Fite	1990
2928	Arthur Franklin	1986
2817	Drew Pairamore	1996
2808	Jim Cande	1999
2718	James Gaither	2001
2710	Drew Pairamore	1994

### Highest Punting Average (min. 25)

44.6	Jeff Buffaloe	1992
42.6	Walt Stephens	1984
42.3	Jeff Buffaloe	1991
41.9	Jim Cande	1999
41.6	Jim Cande	1998
41.6	Jeff Fite	1990
41.3	Ollie Cordill	1963
41.0	Jeff Fite	1989
40.6	James Gaither	2001
40.2	Drew Pairamore	1997
40.1	Ben Graves	2000
40.0	Jeff Fite	1988
40.0	Paul Parrish	1959

## CAREER

### Most Punts

247	Jeff Fite	1987-90
246	Hugh Owens	1976-79
206	Drew Pairamore	1994-97
192	Stan Weaver	1980-83
160	Paul Wilson	1969-72
141	Arthur Franklin	1985-86
128	Bob Baxter	1965-67
118	Ben Graves	1998-00
111	Durwood Gordon	1968-69
102	Jeff Buffaloe	1991-92


### Most Yards Punted

9,939	Jeff Fite	1987-90
9,305	Hugh Owens	1976-79
8,057	Drew Pairamore	1994-97
7,374	Stan Weaver	1980-83
6,367	Paul Wilson	1969-72
5,408	Arthur Franklin	1985-86
4,676	Ben Graves	1998-00
4,632	Bob Baxter	1965-67
4,433	Jeff Buffaloe	1991-92
4,057	Jim Cande	1997-99

4,035 Durwood Gordon 1968-69

### Highest Punting Average

43.5 Jeff Buffaloe 1991-92



Jim Cande averaged 41.8 yards per punt during his career as a Tiger.

41.8	Jim Cande	1997-99
40.2	Jeff Fite	1987-90
39.8	Paul Wilson	1969-72
39.6	Ben Graves	1998-00
39.6	Ollie Cordill	1963-65
39.1	Drew Pairamore	1994-97
38.4	Stan Weaver	1980-83
38.4	Arthur Franklin	1985-86

## TEAM RECORDS GAME

### Most Punts

13	vs Texas A&M	1979
12	vs Michigan	1995
12	vs SW Louisiana	1986
12	vs Texas A&M	1978
12	vs South Carolina	1972
11	vs Ole Miss	1999
11	vs Miss State	2000
11	vs Houston	1978
11	vs West Texas State	1968

### Most Yards Punted

492	vs Texas A&M	1979
450	vs Southern Miss	2001
442	vs Miss State	2000
433	vs Texas A&M	1978
423	vs Houston	1978
421	vs Vanderbilt	1982
416	vs South Carolina	1972

### Fewest Yards Punted

11 vs Southern Miss 1977

### Highest Punting Average

52.3	vs Army	2001
50.3	vs Louisville	1992
48.5	vs Houston	1963
48.2	vs Georgia	1984

46.0 vs Mississippi State 1974  
 46.0 vs West Texas State 1964

2873 1994  
 2817 1996

**Lowest Punting Average**  
 11.0 vs Southern Miss 1977

**Fewest Yards Punted**  
 985 1962

**SINGLE SEASON**

**Most Punts**

81 1980  
 80 1978  
 79 1983  
 78 2000  
 77 1986  
 77 1981  
 73 1996  
 73 1990  
 70 1994

**Fewest Punts**  
 29 1962


**Most Yards Punted**

3125 2000  
 3117 1978  
 3049 1983  
 3048 1980  
 3040 1990  
 2928 1986

**Highest Punting Average**

43.3 1992  
 40.2 1997  
 40.2 1963  
 40.2 1988  
 38.9 1982  
 38.5 2001

**Lowest Punting Average**  
 33.9 1962




Arthur Franklin averaged 38.4 yards per punt during his career as a Tiger.

**YEAR-BY-YEAR PUNTING LEADERS**

YEAR	NAME	NO	YDS	AVG
2001	James Gaither	67	2718	40.6
2000	Ben Graves	78	3125	40.1
1999	Jim Cande	67	2808	41.9
1998	Jim Cande	30	1249	41.6
1997	Drew Pairamore	63	2530	40.2
1996	Drew Pairamore	73	2817	38.6
1995	Mike Coughlin	68	2543	37.4
1994	Drew Pairamore	70	2710	38.7
1993	Andy McWilliams	41	1485	36.2
1992	Jeff Buffalo	52	2317	44.6
1991	Jeff Buffalo	50	2116	42.3
1990	Jeff Fite	73	3040	41.6
1989	Jeff Fite	65	2667	41.0
1988	Jeff Fite	58	2319	40.0
1987	Jeff Fite	51	1913	37.5
1986	Arthur Franklin	77	2928	38.0
1985	Arthur Franklin	64	2480	38.8
1984	Wally Hatfield	42	1572	37.4
1983	Stan Weaver	78	3049	39.1
1982	Stan Weaver	59	2300	38.9
1981	Stan Weaver	55	2025	36.8
1980	Russell Richards	80	3046	38.1
1979	Hugh Owens	71	2674	37.6
1978	Hugh Owens	80	3117	39.0
1977	Hugh Owens	55	2031	36.9
1976	Hugh Owens	40	1483	37.1
1975	Mike Fuhrman	41	1508	36.7
1974	Virgil Percy	39	1476	37.8
1973	Mike Fuhrman	40	1407	35.2
1972	Paul Wilson	62	2533	37.3
1971	Paul Wilson	51	1999	39.2
1970	Paul Wilson	47	1835	39.0
1969	Durwood Gordon	46	1564	34.0
1968	Durwood Gordon	65	2471	38.1
1967	Bob Baxter	38	1409	37.0
1966	Bob Baxter	54	1977	36.5
1965	Bob Baxter	36	1246	34.6
1964	Ollie Cordill	29	1106	38.0
1963	Ollie Cordill	22	908	41.3
1962	Russell Vollmer	28	958	34.2
1961	Russell Vollmer	31	1120	36.1
1960	Paul Parrish	32	1183	37.0
1959	Paul Parrish	25	1000	40.0
1957	Frank Talerico	31	1156	37.3
1956	Andy Nelson	31	1118	36.1

**Hugh Owens**



**CAREER PUNTING LEADERS**

Name	Yrs.	No.	Yds.	Avg.
Jeff Buffalo	1991-92	102	4,433	43.5
Jim Cande	1997-99	97	4,057	41.8
Jeff Fite	1987-90	247	9,939	40.2
Paul Wilson	1969-72	160	6,367	39.8
Ben Graves	1998-00	118	4,676	39.6
Ollie Cordill	1963-65	65	2,576	39.6
Drew Pairamore	1994-97	206	8,057	39.1
Stan Weaver	1980-83	192	7,374	38.4
Arthur Franklin	1985-86	141	5,408	38.4

# Kicking



## SINGLE GAME

### Most Points Kicking (min. 13)

18	Ryan White vs UAB	1999
16	Ryan White vs Cincinnati	1998
14	Joe Allison vs Tulane	1992
13	Ryan White vs Arkansas State	2000
13	Don Glosson vs Ole Miss	1983
13	Rusty Bennett vs NTSU	1977

### Most PATs Attempted (min. 7)

9	Pete Weeks vs Louisville	1969
8	Joe Allison vs Tulane	1992
8	Jack Carter vs Hardin-Simmons	1961
7	Pete Weeks vs Wichita State	1970
7	Roger Carter vs Cincinnati	1972
7	Hal McGeorge vs Virginia Tech	1973
7	Ryan White vs Houston	2001

### Most PATs Made (min. 7)

9	Pete Weeks vs Louisville	1969
8	Joe Allison vs Tulane	1992
8	Jack Carter vs Hardin-Simmons	1961
7	Pete Weeks vs Wichita State	1970
7	Roger Carter vs Cincinnati	1972
7	Hal McGeorge vs Virginia Tech	1973
7	Ryan White vs Houston	2001

### Most Field Goals Made in a Half

4	Ryan White vs UAB	1999
---	-------------------	------

### Most Field Goals Attempted (min. 4)

6	Ryan White vs UAB	1999
4	Ryan White vs Arkansas State	2000
4	Ryan White vs Cincinnati	1998
4	Joe Allison vs Mississippi	1992
4	Rusty Bennett vs North Texas	1977

### Most Field Goals Made (min. 4)

5	Ryan White vs UAB	1999
4	Ryan White vs Arkansas State	2000
4	Ryan White vs Cincinnati	1998
4	Joe Allison vs Mississippi	1992
4	Rusty Bennett vs North Texas	1977

### Most Consecutive Field Goals Made

16	Ryan White	1998
15	Don Glosson	1984
13	Joe Allison	1992

Tiger kicker Ryan White booted 16 consecutive field goals in 1998.



### Longest Field Goal Made

52	Ryan White vs Cincinnati	1998
52	Luis Tejada vs Mississippi	1994
52	Don Glosson vs Florida State	1985
51	Joe Allison vs Mississippi	1992
51	Joe Allison vs Arkansas	1992
51	Joe Allison vs East Carolina	1990
51	Don Glosson vs Georgia	1984
51	Thomas Ingles vs Mississippi	1982

### Most Consecutive PATs Made

101	Ryan White	1998-01
87	Joe Allison	1991-93
33	Don Glosson	1984
32	Jack Carter	1961

Tiger kicker John Butler and his holder, punter Jeff Fite, combined for 16 field goals in 1989, the second highest season total in school history.



28	Joe Allison	1990
23	John Butler	1987

## SINGLE SEASON

### Most PATs Made

42	John Cobb	1949
38	Jack Carter	1961
37	Pete Weeks	1969
36	Ryan White	2001
32	Joe Allison	1992
32	Hal McGeorge	1973

### Most PATs Attempted

43	Jack Carter	1961
42	Pete Weeks	1969
36	Ryan White	2001
36	Jack Carter	1960
33	Hal McGeorge	1973
32	Joe Allison	1992
32	Pete Weeks	1968

### Highest PAT Percentage

1.000	Ryan White (36X36)	2001
1.000	Joe Allison (32X32)	1992
1.000	Joe Allison (30X30)	1993
1.000	Don Glosson (29X29)	1983
1.000	Ryan White (25X25)	1999
1.000	Joe Allison (25X25)	1991
1.000	Ryan White (22X22)	1998
1.000	Ryan White (18X18)	2000
1.000	John Butler (18X18)	1989

### Most Field Goals Made

23	Joe Allison	1992
16	Ryan White	1998
16	John Butler	1989
15	Don Glosson	1984
14	John Butler	1988
14	Don Glosson	1983

### Most Field Goals Attempted

25	Joe Allison	1992
20	John Butler	1989
20	Don Glosson	1983
20	Rusty Bennett	1977
19	John Butler	1988

### Highest Field Goal Percentage

1.000	Ryan White (16X16)	1998
1.000	Joe Allison	

### Most Points Kicking

101	Joe Allison	1992
71	Don Glosson	1983
70	Ryan White	1998
66	Joe Allison	1993
66	John Butler	1989
63	Don Glosson	1984
60	Ryan White	2001

## CAREER

### Most Points Kicking

263	Joe Allison (110 PAT/51 FG)	1990-93
248	Ryan White (101 PAT/49 FG)	1998-01
214	John Butler (70 PAT/48 FG)	1986-89
168	Don Glosson (66 PAT/34 FG)	1983-85
155	Rusty Bennett (65 PAT/30 FG)	1977-80

### Most PATs Made

110	Joe Allison	1990-93
101	Ryan White	1998-01
78	Pete Weeks	1967-69
77	Jack Carter	1959-61
70	John Butler	1986-89
66	Don Glosson	1983-85

**Most PATs Attempted**

112	Joe Allison	1990-93
101	Ryan White	1998-01
92	Jack Carter	1959-61
91	Pete Weeks	1967-69
74	John Butler	1986-89
72	Bobby Williams	1973-75

**Highest PAT Percentage**

1.000	Ryan White (101X101)	1998-01
98.2	Joe Allison (110X112)	1990-93
96.2	Hal McGeorge (51x53)	1972-73
95.7	Don Glosson (66X69)	1983-85
95.6	Rusty Bennett (65X68)	1977-80
94.6	John Butler (70X74)	1986-89
85.7	Pete Weeks (78X91)	1967-69

**Most Field Goals Made**

51	Joe Allison	1990-93
49	Ryan White	1998-01
48	John Butler	1986-89
34	Don Glosson	1983-85
30	Rusty Bennett	1977-80
20	Thomas Ingles	1982-86

**Most Field Goals Attempted**

71	Joe Allison	1990-93
67	Ryan White	1998-01
63	John Butler	1986-89
51	Don Glosson	1983-85
50	Rusty Bennett	1977-80

**Highest Field Goal Percentage**

76.1	John Butler (48X63)	1986-89
73.1	Ryan White (49X67)	1998-01
71.8	Joe Allison (51X71)	1990-93
66.6	Don Glosson (34X51)	1983-85
60.0	Rusty Bennett (30X50)	1977-80

**TEAM RECORDS  
GAME**

**Most Extra Points**

9	vs Louisville	1969
8	vs Tulane	1992
7	vs Houston	2001
7	vs Virginia Tech	1973
7	vs Wichita State	1972
7	vs Cincinnati	1972
7	vs Louisville	1962

**Most Field Goals Made**

5	vs UAB	1999
4	vs Cincinnati	1998
4	vs Mississippi	1992
4	vs North Texas State	1976
3	11 times	

**Most Field Goals Attempted**

6	vs UAB	1999
6	vs North Texas State	1976
4	vs Arkansas	1994
4	vs Mississippi	1992
4	vs North Texas State	1977
3	against several opponents	

**Most Consecutive Field Goals Made**

16	1998-99
16	1983-1984
11	1992

**SEASON**

**Most Extra Points**

40	1961
39	1969
36	2001

**YEAR-BY-YEAR PLACEKICKING LEADERS**

YEAR	NAME	ATT	MADE	LG
2001	Ryan White	14	8	45
2000	Ryan White	12	18	47
1999	Ryan White	13	19	47
1998	Ryan White	16	16	52
1997	Jim Cande	9	6	42
1996	Ted Lane	18	12	45
1995	Jimmy Keith	8	5	44
1994	Luis Tejada	17	13	52
1993	Joe Allison	18	12	47
1992	Joe Allison	25	23	51
1991	Joe Allison	13	6	43
1990	Joe Allison	15	10	52
1989	John Butler	20	16	48
1988	John Butler	19	14	44
1987	John Butler	15	11	47
1986	John Butler	9	7	46
1985	Don Glosson	13	5	51
1984	Don Glosson	16	15	50
1983	Don Glosson	20	14	50
1982	Tomas Ingles	14	7	51
1981	Gregg Hauss	8	5	37
1980	Rusty Bennett	13	8	46
1979	Rusty Bennett	10	5	49
1978	Rusty Bennett	7	4	38
1977	Rusty Bennett	20	13	45
1976	Bobby Williams	NA	3	9
1975	Bobby Williams	NA	5	36
1974	Bobby Williams	NA	9	37
1973	Hal McGeorge	NA	9	34
1972	Neil Purdie	NA	4	NA
1971	Neil Purdie	NA	6	NA
1970	Pete Weeks	NA	2	NA
1969	Pete Weeks	10	5	NA
1968	Pete Weeks	NA	5	NA
1967	Wood Stevens	NA	2	NA
1966	Larry Groce	NA	1	NA
1965	Billy Fletcher	NA	3	NA
1964	Billy Fletcher	NA	7	NA
1963	Billy Fletcher	NA	3	NA
1961	Jack Carter	2	1	NA
1960	Jack Carter	3	2	NA
1957	Robert Lyles	NA	1	NA

34	1960
33	1992
33	1973
33	1972

**Most Field Goals Made**

23	1992
15	1994
15	1984
14	1988
14	1983
13	1977

**Fewest Field Goals Made**

0	1958
---	------

**Most Field Goals Attempted**

25	1992
21	1994
20	1983
20	1977
19	1995
19	1988
18	1996
18	1993

**Fewest Field Goals Attempted**

8	1978
8	1968

**Fewest Field Goal Made**

18	1982
----	------

**CAREER FIELD GOAL LEADERS**

Name	Yrs. Played	Made-Att
Joe Allison	1990-93	51 X 71
Ryan White	1998-01	49 X 67
John Butler	1986-89	48 X 63
Don Glosson	1983-85	34 X 51
Rusty Bennett	1977-80	30 X 50
Bobby Williams	1974-76	17 X NA
Billy Fletcher	1963-65	13 X NA
Pete Weeks	1968-70	12 X NA
Thomas Ingles	1981-83	11 X 22
Neil Purdie	1971-72	10 X NA
Hal McGeorge	1971-73	10 X NA

# Kickoff Returns



## SINGLE GAME

### Kickoff Returns

8	Antoine Harden vs Tennessee	2001
6	Charles Wilson vs Southern Miss	1988
6	Gerald White vs Mississippi State	1986
6	Edwin Lovelady vs Army	1985
6	Donnie Elder vs Mississippi	1982
6	Stan Davis vs Tennessee	1969

### Most Kickoff Return Yards

167	Jerry Harris vs Southern Miss	1983
163	Xavier Crawford vs Missouri	1991
160	Antoine Harden vs Tennessee	2001
157	P.T. Jones vs Tulane	1997
152	Mac Cody vs Cincinnati	1993
152	Charles Wilson vs Tulane	1988
146	Dornell Harris vs Drake	1972
141	Keith Cobb vs East Carolina	1998
141	Nick Pappas vs Houston	1967
140	Keith Cobb vs Southern Miss	1998

### Highest Kickoff Return Average

41.8	Jerry Harris vs Southern Miss	1983
38.0	Charles Wilson vs Tulane	1988
35.3	Nick Pappas vs Houston	1965
32.6	Xavier Crawford vs Missouri	1991
31.4	P.T. Jones vs Tulane	1997
30.4	Mac Cody vs Cincinnati	1993
29.2	Dornell Harris vs Drake	1972

### Most Kickoff Return TDs

1	Kevin Cobb vs Tennessee	1996
1	Mac Cody vs Cincinnati	1993
1	Charles Wilson vs Tulane	1988
1	Jerry Harris vs Southern Miss	1983
1	Charles Greenhill vs Cincinnati	1983
1	Terrell Middleton vs North Texas	1975
1	Stan Davis vs Cincinnati	1972
1	Nick Pappas vs Ole Miss	1967
1	Billy Fletcher vs Houston	1963

### Longest Kickoff Return

98	Jerry Harris vs Southern Miss	1983
97	Charles Wilson vs Tulane	1988
96	Terrell Middleton vs North Texas	1975
95	Kevin Cobb vs Tennessee	1996
94	Stan Davis vs Cincinnati	1972
93	Nick Pappas vs Mississippi	1967
93	Preston Watts vs Troy State	1940

## SINGLE SEASON

### Most Kickoff Returns

30	Charles Wilson	1988
28	Reginald Jones	1989
25	Antoine Harden	2001
24	William Arnold	1987
23	William Arnold	1990
22	Derrick Crawford	1981

### Most Kickoff Return Yards

735	Charles Wilson	1988
622	Reginald Jones	1989
555	William Arnold	1987
553	Antoine Harden	2001
527	Nick Pappas	1967
523	Sammy Seals	1986

### Highest Kickoff Return Average

33.0	Mac Cody	1993
31.0	Nick Pappas	1967
30.2	John Martin	1992
28.9	Bobby Ward	1973
27.5	Xavier Crawford	1991
27.4	Bobby Ward	1974

### Most Kickoff Return TDs

1	Kevin Cobb vs Tennessee	1996
1	Mac Cody vs Cincinnati	1993
1	Charles Wilson vs Tulane	1988
1	Jerry Harris vs Southern Miss	1983
1	Charles Greenhill vs Cincinnati	1983
1	Terrell Middleton vs North Texas	1975
1	Stan Davis vs Cincinnati	1972
1	Nick Pappas vs Ole Miss	1967
1	Billy Fletcher vs Houston	1963

## CAREER

### Kickoff Returns

55	William Arnold	1987-90
47	Jerry Harris	1983-86
45	Derrick Crawford	1980-83
40	Dornell Harris	1971-73
39	Kevin Cobb	1994-97
36	Keith Wright	1974-77

### Most Kickoff Return Yards

1,202	William Arnold	1987-90
1,165	Jerry Harris	1983-86
957	Derrick Crawford	1980-83
900	Russ Vollmer	1960-63
868	Dornell Harris	1971-73
837	Kevin Cobb	1994-97

### Highest Kickoff Return Average

30.0	Russ Vollmer	1960-63
28.1	Bobby Ward	1973-74
27.7	Nick Bouni	1956-59
26.8	Stan Davis	1969-71
25.5	Brian Davis	1994-95
25.3	Quitman Spaulding	1993-95
24.8	Jerry Harris	1983-86

### Most Kickoff Return TDs

1	Kevin Cobb vs Tennessee	1996
1	Mac Cody vs Cincinnati	1993
1	Charles Wilson vs Tulane	1988
1	Jerry Harris vs Southern Miss	1983
1	Charles Greenhill vs Cincinnati	1983
1	Terrell Middleton vs North Texas	1975
1	Stan Davis vs Cincinnati	1972
1	Nick Pappas vs Ole Miss	1967
1	Billy Fletcher vs Houston	1963

## TEAM RECORDS

### GAME

### Most Kickoff Returns

9	vs Tennessee	2001
8	vs Florida State	1987
8	vs Mississippi	1980
8	vs Mississippi	1971
8	vs Louisville	1970
8	vs Mississippi	1970

### Most Kickoff Return Yards

186	vs Southern Miss	1983
169	vs Florida State	1979
168	vs Tennessee	2001
168	vs Houston	1967
168	vs Tulane	1988
167	vs Cincinnati	1972

### Fewest Kickoff Return Yards

0	vs several opponents	
---	----------------------	--

## SEASON

### Most Kickoff Returns

57	1986
50	1998
47	2001




Charles Wilson holds the Tiger single season kickoff return yardage record at 735 yards.

William Arnold



Jerry Harris



### Year-By-Year Kickoff Return Leaders

YEAR	NAME	NO	YD	TDS
2001	Antoine Harden	25	533	0
2000	Ryan Johnson	12	219	0
1999	Ken Coutain	11	184	0
1998	Keith Cobb	19	432	0
1997	Kevin Cobb	16	342	0
1996	Damien Dodson	19	362	0
1995	Kevin Cobb	11	222	0
1994	Brian Davis	16	416	0
1993	Mac Cody	13	429	1
1992	John Martin	9	272	0
1991	Xavier Crawford	10	275	0
1990	William Arnold	23	485	0
1989	Reginald Jones	28	622	0
1988	Charles Wilson	30	735	1
1987	William Arnold	24	555	0
1986	Sammy Seals	21	523	0
1985	Jerry Harris	15	369	0
1984	Jerry Harris	20	446	0
1983	Derrick Crawford	12	247	0
1982	Derrick Crawford	7	157	0
1981	Derrick Crawford	22	467	0
1980	Derrick Burroughs	12	246	0
1979	Richard Williams	17	348	0
1978	Eddie Hill	20	367	0
1977	Keith Wright	17	345	0
1976	Ricky Rivas	21	406	0
1975	Terdell Middleton	11	231	1
1974	Bobby Ward	16	438	0
1973	Bobby Ward	14	404	0
1972	Dornell Harris	17	404	0
1971	Dornell Harris	14	294	0
1970	Gerald Tinker	17	363	0
1969	Stan Davis	14	361	0
1968	Jay McCoy	6	215	0
1967	Nick Pappas	17	527	1
1966	Bob Baxter	19	449	0
1965	Bob Baxter	14	303	1
1964	Billy Fletcher	16	389	0
1963	Russell Vollmer	9	290	1
1962	Russell Vollmer	10	302	1
1961	Russell Vollmer	10	280	0
1960	Nick Bouni	8	159	0

45 1988  
42 1978  
41 1987

#### Fewest Kickoff Returns

17 1962

#### Most Kickoff Return Yards

1111 1986  
1071 1993  
1025 1998  
954 1988  
887 1972  
885 2001  
877 1995

#### Fewest Kickoff Return Yards

388 1960

### 100-YARD KICK RETURN GAMES

#### Keith Cobb (3)

141 vs East Carolina 1998  
140 vs Southern Miss 1998  
136 vs Tulane 1998

#### Charles Wilson (3)

152 vs Tulane 1988  
130 vs Southern Miss 1988  
104 vs Tulsa 1988

#### Richard Williams (3)

133 vs Florida State 1979  
129 vs Ole Miss 1980  
104 vs Ole Miss 1979

#### Nick Pappas (3)

141 vs Houston 1967  
129 vs Ole Miss 1967  
116 vs Utah State 1967

#### Mac Cody (2)

152 vs Cincinnati 1993  
114 vs Ole Miss 1992

#### Jerry Harris (2)

167 vs Southern Miss \* 1983  
121 vs Alabama 1985

#### Bob Baxter (2)

108 vs Ole Miss 1965  
100 vs Southern Miss 1965

#### Antoine Harden (1)

160 vs Tennessee 2001

#### Xavier Crawford (1)

163 vs Missouri 1997

#### P.T. Jones (1)

157 vs Tulane 1997

#### Kevin Cobb (1)

131 vs Tennessee 1996

#### Brian Davis (1)

115 vs Miss State 1995

#### John Martin (1)

108 vs Tennessee 1992

#### Russell Copeland (1)

108 vs Florida State 1989

#### Reginald Jones (1)

111 vs Florida 1989

#### Sammy Seals (1)

125 vs Tennessee 1986

#### Gerald White (1)

108 vs Mississippi State 1986

#### Derrick Crawford (1)

111 vs Southern Miss 1981

#### Sean McCann (1)

111 vs Mississippi State 1979

#### Eddie Hill (1)

107 vs Wichita State 1978

#### Bobby Ward (1)

111 vs Houston 1973

#### Dornell Harris (1)

146 vs Drake 1972

#### Stan Davis (1)

138 vs Tennessee 1969

#### David Berrong (1)

133 vs Wichita State 1968

#### Russell Vollmer (1)

108 vs Mississippi State 1963

#### Billy Fletcher (1)

107 vs Ole Miss 1964

#### Tommy Elred (1)

147 vs Southern Miss 1964

### CAREER KICKOFF RETURN LEADERS

Name	Yrs. Played	No.	Yds.	Avg.
William Arnold	1987-90	55	1,202	21.8
Jerry Harris	1983-86	47	1,165	24.8
Russ Vollmer	1960-63	29	900	30.0
Dornell Harris	1971-73	40	868	21.7
Bobby Ward	1973-74	30	842	28.1
Kevin Cobb	1994-97	39	837	21.2
Bob Baxter	1965-67	33	752	22.8
Keith Wright	1974-77	36	738	20.5
Charles Wilson	1986-88	30	735	24.5
Stan Davis	1969-71	26	697	26.8
John Martin	1993-94	25	647	25.9
Brian Davis	1993-95	24	612	25.5
Nick Pappas	1966-67	22	594	27.0
P.T. Jones	1997-98	23	532	23.1
Sammy Seals	1985-87	21	523	24.9
Keith Cobb	1995-98	25	522	20.8

(20 returns is the minimum)

# Punt Returns



## SINGLE GAME

### Most Punt Returns

10	Ryan Roskelly vs Tulsa	1994
6	Ryan Johnson vs UAB	2001
6	Damien Dodson vs Houston	1997
6	Russell Copeland vs Cincinnati	1992
6	Jerry Harris vs Mississippi State	1985
6	Keith Wright vs North Texas State	1974
6	Stan Davis vs Tennessee	1969
6	Dornell Harris vs Drake	1972
6	Bob Baxter vs Mississippi	1965

### Most Punt Return Yards

194	Ryan Roskelly vs Tulsa	1994
133	David Berrong vs Wichita State	1968
120	Keith Wright vs N. Texas State	1974
94	Damien Dodson vs Houston	1997
92	Ryan Johnson vs Cincinnati	2000
92	Bob Baxter vs Mississippi	1967
89	Bobby Ward vs Mississippi	1973

### Highest Punt Return Average

33.3	David Berrong vs Wichita State	1968
30.7	Bob Baxter vs Ole Miss	1967
30.6	Ryan Johnson vs Cincinnati	2000
30.0	Keith Wright vs North Texas	1974
21.8	Bobby Ward vs Ole Miss	1973
19.4	Ryan Roskelly vs Tulsa	1994
15.7	Damien Dodson vs Houston	1997

### Most Punt Return TDs

1	Keith Cobb vs SW Louisiana	1995
1	Ryan Roskelly vs Tulsa	1994
1	Judson Flint vs Ole Miss	1978
1	Judson Flint vs Louisville	1978
1	Keith Wright vs Louisville	1976
1	Keith Wright vs Wichita State	1976
1	Keith Wright vs Louisville	1975
1	Keith Wright vs North Texas	1974
1	Steve Jaggard vs Tulsa	1968
1	Bob Baxter vs Ole Miss	1967
1	Bob Sherlag vs Wake Forest	1964
1	Russell Vollmer vs Ole Miss	1962
1	<i>nine blocked punts for TDs</i>	

### Longest Punt Return

97	Keith Wright vs North Texas	1974
94	Keith Wright vs Louisville	1975
94	Frank Mawyer vs Chattanooga	1950
88	Russ Vollmer vs Mississippi	1962
86	Ricky Rivas vs Wichita State	1975
86	Jack Carter vs Chattanooga	1961

## SINGLE SEASON

### Most Punt Returns

40	Ryan Roskelly	1994
37	Ryan Johnson	2000
37	Russell Copeland	1992
36	Ryan Johnson	2001
31	Charlie Babb	1971
30	Ryan Roskelly	1995
27	Jerry Harris	1985
25	Tripp Higgins	1999
23	Chancy Carr	1996
23	Cliff Robinson	1991

### Most Punt Return Yards

468	Ryan Roskelly	1994
-----	---------------	------

389	Ryan Johnson	2000
376	Ryan Johnson	2001
351	Russell Copeland	1992
308	Bob Baxter	1967
254	David Berrong	1968
252	Ryan Roskelly	1995
240	James Thompson	1972
239	Jack Carter	1961

### Highest Punt Return Average

34.1	Jack Carter	1961
27.8	Keith Wright	1975
20.4	Frank Talerico	1956
20.4	Russ Vollmer	1962
18.9	Andy Nelson	1956

### Most Punt Return TDs

2	Judson Flint	1978
2	Keith Wright	1976
1	<i>17 players tied with one</i>	

## CAREER

### Most Punt Returns

76	Ryan Johnson	1999-
70	Ryan Roskelly	1994-95
57	Keith Wright	1974-77
48	Anthony Parker	1979-82
47	Jerry Harris	1983-86
41	Charlie Babb	1969-71
40	Bob Baxter	1965-67

### Most Punt Return Yards

816	Keith Wright	1974-77
784	Ryan Johnson	1999-
720	Ryan Roskelly	1994-95
450	Bob Baxter	1965-67
376	David Berrong	1967-69
361	Jack Carter	1959-61
354	Russell Copeland	1989-92
314	Jerry Harris	1983-86

### Highest Punt Return Average

20.1	Jack Carter	1959-61
14.3	Keith Wright	1974-77
14.3	Russ Vollmer	1960-63
11.9	James Thompson	1972-74
11.4	David Berrong	1967-69
10.3	Ryan Roskelly	1994-95

### Most Punt Return TDs

4	Keith Wright	1974-77
2	Judson Flint	1978-79
1	<i>15 players tied with one</i>	

## TEAM RECORDS GAME

### Most Punt Returns

10	vs Tulsa	1994
9	vs Mississippi State	1985
8	vs Quantico	1966
7	vs Tennessee Tech	1962
6	vs several opponents	

### Most Punt Return Yards

194	vs Tulsa	1994
133	vs Tulsa	1968
133	vs Wichita State	1968
120	vs North Texas State	1974

97	vs Cincinnati	1972
92	vs Cincinnati	2000
92	vs Mississippi	1967
92	vs Southern Miss	1972

### Fewest Punt Return Yards

-5	vs SW Louisiana	1987
----	-----------------	------

### Most Punt Return TDs

3	vs Tulsa ( <i>two on blocked punts</i> )	1968
1	<i>18 times</i>	

## SEASON

### Most Punt Returns

47	1994
39	2000
38	1971
36	2001
35	1995
35	1993
27	1983
27	1964

### Fewest Punt Returns

13	1998
----	------

### Most Punt Return Yards

514	1994
468	1992
408	1961
385	1972
381	1968

### Fewest Punt Return Yards

54	1980
----	------

### Most Punt Return TDs

3	1968
2	1978
2	1976
2	1974

Ryan Roskelly




Derrick Crawford



### YEAR-BY-YEAR PUNT RETURN LEADERS

YEAR	NAME	NO	YDS	TDS
2001	Ryan Johnson	36	376	0
2000	Ryan Johnson	37	389	0
1999	Tripp Higgins	25	141	0
1998	Damien Dodson	12	56	0
1997	Damien Dodson	18	218	0
1996	Chancy Carr	23	117	0
1995	Ryan Roskelly	30	252	0
1994	Ryan Roskelly	40	468	1
1993	John Martin	17	152	0
1992	Russell Copeland	37	351	0
1991	Cliff Robinson	23	116	0
1990	Glenn Rogers, Jr.	16	109	0
1989	Glenn Rogers, Jr.	7	69	0
1988	Mike Netiles	13	59	0
1987	Sammy Seals	13	67	0
1986	Jerry Craine	14	160	0
1985	Jerry Harris	27	180	0
1984	Jerry Harris	19	129	0
1983	Derrick Crawford	6	59	0
1982	Enis Jackson	10	53	0
1981	Anthony Parker	17	126	0
1980	Anthony Parker	15	53	0
1979	Anthony Parker	12	79	0
1978	Judson Flint	19	211	2
1977	Keith Wright	21	201	0
1976	Keith Wright	16	228	2
1975	Keith Wright	7	169	1
1974	Keith Wright	13	218	1
1973	Bobby Ward	15	124	0
1972	James Thompson	19	240	0
1971	Charlie Babb	31	180	0
1970	Charlie Babb	10	55	0
1969	David Berrong	14	122	0
1968	David Berrong	19	254	0
1967	Bob Baxter	19	308	1
1966	Bob Baxter	21	142	0
1965	Tommy Elred	15	149	0
1964	Ollie Cordill	7	87	0
1963	Ollie Cordill	6	51	0
1962	Russell Vollmer	11	224	0
1961	Jack Carter	7	239	1



Defensive back David Berrong led the Tigers in punt returns in 1968 and 1969.


### TOP PUNT RETURN PERFORMANCES

194	Ryan Roskelly vs Tulsa, 1994
120	Keith Wright vs North Texas, 1974
94	Keith Wright vs Louisville, 1975
94	Damien Dodson vs Houston, 1997
94	Frank Mawyer vs UT-Chattanooga, 1950
92	Ryan Johnson vs Cincinnati, 2000
92	Bob Baxter vs Ole Miss, 1967
92	Stan Davis vs Southern Miss, 1972
88	Russ Vollmer vs Ole Miss, 1962
87	Jerry Craine vs Tennessee, 1986
87	Bobby Ward vs Ole Miss, 1973
86	Russell Copeland vs Cincinnati, 1992
86	Ricky Rivas vs Wichita State, 1975
86	Jack Carter vs UT-Chattanooga, 1961
78	Keith Wright vs Ole Miss, 1976
78	James Thompson vs Tulsa, 1972
78	James Thompson vs Cincinnati, 1972
78	Steve Cacciola vs Florida State, 1974
77	Judson Flint vs Ole Miss, 1978
75	Judson Flint vs Louisville, 1978
73	Ryan Roskelly vs S.W. Louisiana, 1995
72	Bob Sherlag vs Wake Forest, 1964
69	Keith Wright vs Louisville, 1976
68	Bob Baxter vs Southern Miss, 1967
68	Keith Wright vs North Texas, 1977
66	Russ Vollmer vs Tennessee Tech, 1962
60	Mac Cody vs Southern Miss, 1993
60	Ryan Roskelly vs Ole Miss, 1994
57	Jerry Craine vs Southern Miss 1986
56	Jerry Todd vs Utah State, 1969
55	Tommy Elred vs North Texas, 1965
54	Ollie Cordill vs McNeese State, 1964
54	David Berrong vs North Texas, 1969
53	Keith Wright vs Utah State, 1977
53	Russ Vollmer vs Detroit, 1962
<b>50</b>	<b>Ryan Johnson vs Tennessee, 2000</b>
50	Sammy Seals vs Arkansas State, 1987
50	Russell Copeland vs Louisville, 1992

### CAREER PUNT RETURN YARDAGE

Name	Yrs. Played	No.	Yds.	Avg.
Keith Wright	1974-77	57	816	14.3
Ryan Roskelly	1994-95	70	720	10.3
Bob Baxter	1965-67	40	450	11.3
<b>Ryan Johnson</b>	<b>1999-</b>	<b>40</b>	<b>408</b>	<b>10.2</b>
David Berrong	1967-69	33	376	11.4
Jack Carter	1959-61	18	361	20.1
Russell Copeland	1989-92	38	354	9.5
Jerry Harris	1983-86	47	314	6.7
Damien Dodson	1996-99	35	295	8.4
Anthony Parker	1979-82	48	290	6.0
Anthony Carter	1979-82	12	272	22.6
James Thompson	1972-74	22	269	12.2
Russell Vollmer	1960-63	17	258	15.2
Charlie Babb	1969-71	41	235	5.7
Tommy Elred	1964-66	23	224	9.7
Judson Flint	1977-78	19	211	11.1
Frank Talerico	1956-57	12	200	16.6

Bob Baxter



Keith Wright



Kevin Cobb

