



Kuran Iverson

# MEMPHIS BASKETBALL

## HISTORY

ALL-AMERICANS .....	80	ALL-TIME LETTERWINNERS.....	98-99
HONORED TIGERS .....	81-83	TIGERS IN THE NBA AND DRAFT.....	100-101
IN-SEASON TOURNAMENT HISTORY.....	84	YEAR-BY-YEAR RECORDS .....	102
CONFERENCE TOURNAMENT HISTORY.....	85	COACHING RECORDS .....	103
POSTSEASON HISTORY .....	86	TIGERS SCOREBOARD.....	104-114
NCAA TOURNAMENT RECORDS.....	87	ALL-TIME SERIES RESULTS .....	115-122
NCAA TOURNAMENT BOX SCORES .....	88-94	ALL-TIME SERIES VS CONFERENCES .....	123
RETIRED JERSEYS .....	95-97	THROUGH THE YEARS.....	124-135

## ALL-AMERICANS

### ALL-AMERICANS

#### FOREST ARNOLD

1954: Converse (honorable mention)  
 1955: UPI, Converse (honorable mention)  
 1956: UPI, Converse (honorable mention)

#### ORBY ARNOLD

1958: UPI, Converse (honorable mention)

#### SEAN BANKS

2004: ESPN.com (Fr. All-America)  
*The Sporting News* (Fr. All-America)  
*Basketball Times* (Fr. All-America)  
 collegeinsider.com (Fr. All-America)

#### WILL BARTON

2012: CBSsports.com (third team)

#### HUNTER BECKMAN

1962: Converse (honorable mention)

#### WILLIAM BEDFORD

1986: Associated Press (3rd team)  
 UPI (honorable mention)

#### JAMES BRADLEY

1977: Converse (honorable mention)  
 1978: Associated Press (3rd team)  
*The Sporting News* (HM)  
 1979: *The Sporting News* (HM)

#### ANTONIO BURKS

2004: Associated Press (HM)

#### MIKE BUTLER

1968: Converse (honorable mention)

#### RODNEY CARNEY

2006: Associated Press (2nd team)  
*Sports Illustrated* (2nd team)  
 USBWA (2nd team)  
 NABC (2nd team)  
 Rivals.com (3rd team)  
 collegehoopsnet.com (3rd team)  
 collegeinsider.com (All-America team and Defensive All-America team)  
 Rupp Trophy (All-America)

#### BILL COOK

1974: *The Sporting News* (HM)  
 1975: Associated Press (HM)  
 Converse (honorable mention)  
 1976: Converse (honorable mention)

#### JAMES DOUGLAS

1971: *Basketball Weekly* (HM)

#### CHRIS DOUGLAS-ROBERTS

2007: Associated Press (HM)  
 2008: Association Press (1st team)  
 USBWA (1st team)  
 NABC (1st team)  
 ESPN.com (1st team)  
*The Sporting News* (1st team)  
*Sports Illustrated* (1st team)  
 collegehoops.net (1st team)  
 CBSsports.com (1st team)  
*Basketball Times* (2nd team)  
 Rivals.com (2nd team)  
 Wooden Award All-America Team  
 collegeinsider.com All-America Team

#### TYREKE EVANS

2009: CBSsports.com (3rd team)  
*Sports Illustrated* (3rd team)  
 Associated Press (HM)  
 collegehoops.net (HM)

collegeinsider.com All-America team  
*The Sporting News* (Fr. All-America)  
 Rivals.com (Fr. All-America)  
 CBSsports.com (Fr. All-America)  
 FoxSports.com (Fr. All-America)  
 collegehoops.net (Fr. All-America)  
 NaismithLives.com (Fr. All-America)  
 collegeinsider.com (Fr. All-America)

#### LARRY FINCH

1972: *Basketball News* (3rd team)  
 1973: USBWA (1st team)  
 Citizen's Savings Athletic Foundation (1st team)  
 Associated Press (HM)  
 UPI (honorable mention)  
 Converse (honorable mention)  
*Basketball Weekly* (HM)

#### SYLVESTER GRAY

1987: *Basketball Times* (1st team)  
 Freshman All-America  
*Basketball Weekly* (2nd team)  
 Freshman All-America

#### ANFERNEE HARDAWAY

1992: *Playboy* (1st team)  
 Associated Press (HM)  
 1993: Associated Press (1st team)  
*The Sporting News* (1st team)  
*Basketball Weekly* (1st team)  
 USBWA (1st team)  
 Wooden Award (1st team)  
 Scripps-Howard (1st team)  
*Basketball Times* (2nd team)

#### CEDRIC HENDERSON

1994: *Basketball Weekly* (5th team)  
 Freshman All-America

#### MARION HILLARD

1975: Converse (honorable mention)  
 1976: Converse (honorable mention)  
*The Sporting News* (HM)

#### OTIS JACKSON

1982: *The Sporting News* (HM)

#### RICH JONES

1969: Converse (honorable mention)  
*The Sporting News* (HM)  
 N.E.A. (honorable mention)

#### LARRY KENON

1973: *Basketball Weekly* (1st team)  
 Converse (2nd team)  
 Associated Press (HM)

#### GEORGE KIRK

1963: UPI (honorable mention)  
 Converse (honorable mention)  
 1964: Converse (honorable mention)

#### KEITH LEE

1982: Associated Press (2nd team)  
 Converse (2nd team)  
*Basketball Weekly* (3rd team)  
*Basketball Times* (5th team)  
 UPI (HM)  
*The Sporting News* (HM)  
 1983: UPI (1st team)  
 Converse (1st team)  
*The Sporting News* (1st team)  
*Basketball Weekly* (1st team)  
 USBWA (1st team)  
*Basketball Times* (1st team)  
 NBC (1st team)  
 Associated Press (2nd team)  
 ESPN (2nd team)  
 1984: UPI (2nd team)

ESPN (2nd team)  
 NABC (2nd team)  
 Associated Press (3rd team)  
*Basketball Weekly* (3rd team)  
*Basketball Times* (3rd team)  
 1985: Associated Press (1st team)  
 UPI (1st team)  
*The Sporting News* (1st team)  
*Basketball Weekly* (1st team)  
 USBWA (1st team)  
 ESPN (1st team)  
 NABC (1st team)  
*Basketball Times* (2nd team)

#### TODD MUNDT

1990: *Basketball Times* (Freshman All-America honorable mention)

#### BOBBY PARKS

1983: *The Sporting News* (HM)

#### ELLIOT PERRY

1988: *Basketball Times* (2nd team)  
 Freshman All-America  
*Basketball Weekly* (2nd team)  
 Freshman All-America  
 1989: Associated Press (HM)  
 1990: *Basketball Weekly* (HM)

#### DEXTER REED

1977: Converse (2nd team)  
*The Sporting News* (HM)

#### RONNIE ROBINSON

1972: *Basketball News* (3rd team)  
 1973: Converse (honorable mention)

#### DERRICK ROSE

2008: CBSsports.com (2nd team)  
 Associated Press (3rd team)  
 NABC (3rd team)  
*Basketball Times* (3rd team)  
 Wooden Award All-America Team  
 collegeinsider.com All-America Team  
 USBWA (1st team Freshman All-America)  
*The Sporting News* (1st team)  
 Freshman All-America  
*Basketball Times* (1st team)  
 Freshman All-America  
 collegehoops.net (1st team)  
 Freshman All-America  
 CBSsports.com (1st team Freshman All-America)  
 Rivals.com (1st team Freshman All-America)  
 collegeinsider.com Freshman All-America Team

#### ANDRE TURNER

1983: Al McGuire's (Fr. All-America)  
 1986: Associated Press (HM)  
 UPI (honorable mention)

#### DAVID VAUGHN

1992: *The Sporting News* (1st team)  
 Freshman All-America  
*Basketball Times* (1st team)  
 Freshman All-America

#### DAJUAN WAGNER

2002: Associated Press (HM)  
*Basketball Times* (1st team)  
 Freshman All-America  
*The Sporting News* (Fr. All-America)

#### DARIUS WASHINGTON JR.

2005: *Basketball Times* (1st team)  
 Freshman All-America

Rivals.com (1st team Freshman All-America)  
 collegeinsider.com (Fr. All-America)  
*The Sporting News* (Fr. All-America)  
 2006: Associated Press (HM)

#### WIN WILFONG

1956: UPI (honorable mention)  
 1957: Converse (1st team)  
 Citizens Savings Athletic Foundation (1st team)

#### SHAWNE WILLIAMS

2006: *The Sporting News* (Fr. All-America)  
 collegeinsider.com (Fr. All-America)  
*Basketball Times* (2nd team)  
 Freshman All-America  
 Rivals.com (2nd team Freshman All-America)  
 collegehoopsnet.com (3rd team)  
 Freshman All-America

#### LORENZEN WRIGHT

1995: *Basketball Times* (1st team)  
 Freshman All-America  
*Basketball Weekly* (1st team)  
 Freshman All-America  
 1996: *Basketball Times* (2nd team)  
*College Sports* (2nd team)  
 UPI (2nd team)  
*Basketball Weekly* (3rd team)  
 NABC (3rd team)

#### WAYNE YATES

1961: *New York Times* (1st team)  
 Converse (honorable mention)



CHRIS DOUGLAS-ROBERTS

MEDIA

COACHING STAFF

PLAYERS

2013-14 REVIEW

RECORDS

HISTORY

80

## HONORED TIGERS

### NATIONAL HONORS

#### COLLEGE BASKETBALL HALL OF FAME

2010 Gene Bartow

#### MISSOURI VALLEY HALL OF FAME

2001 Larry Finch

#### NAISMITH NATIONAL COACH OF THE YEAR

2008 John Calipari

#### JIM PHELAN NATIONAL COACH OF THE YEAR

2009 John Calipari

#### SPORTS ILLUSTRATED NATIONAL COACH OF THE YEAR

2009 John Calipari

#### NABC NATIONAL COACH OF THE YEAR

1973 Gene Bartow

#### NAISMITH NATIONAL PLAYER OF THE YEAR

2008 Chris Douglas-Roberts (Finalist)

#### OSCAR ROBERTSON TROPHY NATIONAL PLAYER OF THE YEAR

2008 Chris Douglas-Roberts (Finalist)  
2009 Tyreke Evans (Finalist)

#### WOODEN AWARD NATIONAL PLAYER OF THE YEAR

2008 Chris Douglas-Roberts (Finalist)  
Derrick Rose (Finalist)  
2009 Tyreke Evans (Finalist)

#### COUSY AWARD POINT GUARD OF THE YEAR

2004 Antonio Burks (Finalist)  
2008 Derrick Rose (Finalist)

#### VANGARD CLUB COLLEGE ATHLETE OF THE YEAR

1983 Keith Lee

#### USBWA NATIONAL FRESHMAN OF THE YEAR

2009 Tyreke Evans

#### SPORTING NEWS NATIONAL FRESHMAN OF THE YEAR

2009 Tyreke Evans

#### CBSports.com NATIONAL FRESHMAN OF THE YEAR

2009 Tyreke Evans

#### ESPN.COM NATIONAL FRESHMAN OF THE YEAR

2004 Sean Banks  
2009 Tyreke Evans

#### RIVALDS.COM NATIONAL FRESHMAN OF THE YEAR

2009 Tyreke Evans

#### COLLEGEHOOPS.NET NATIONAL FRESHMAN OF THE YEAR

2009 Tyreke Evans

#### COLLEGEINSIDER.COM NATIONAL FRESHMAN OF THE YEAR

2009 Tyreke Evans

#### NAISMITHLIVES.COM NATIONAL FRESHMAN OF THE YEAR

2009 Tyreke Evans

#### BASKETBALL TIMES ROOKIE COACH OF THE YEAR

1987 Larry Finch

#### BASKETBALL WEEKLY COACH OF THE YEAR

1982 Dana Kirk

#### COLLEGEINSIDER.COM ALL-DEFENSIVE TEAM

2007 Antonio Anderson  
2008 Joey Dorsey  
2009 Robert Dozier  
2013 D.J. Stephens

#### ESPN/C-USA 25TH ANNIVERSARY TEAM

2004 Anfernee Hardway

#### BASKETBALL WEEKLY ALL-NAME TEAM

1983 Baskerville Holmes, 1st Team

#### TAMPA TRIBUNE ALL-NAME TEAM

1983 Baskerville Holmes, 1st Team

#### STREET & SMITH'S FRESHMAN OF INFLUENCE

1982 Baskerville Holmes

### REGIONAL HONORS

#### USBWA DISTRICT PLAYER OF THE YEAR

1983 Keith Lee  
2008 Chris Douglas-Roberts

#### USBWA DISTRICT COACH OF THE YEAR

2007 John Calipari  
2009 John Calipari

#### USBWA ALL-DISTRICT

1972 Larry Finch  
Ronnie Robinson  
1973 Larry Finch  
1975 Dexter Reed  
1982 Keith Lee  
1983 Keith Lee  
1984 Keith Lee  
1985 Keith Lee  
1986 William Bedford  
Andre Turner

1991 Elliot Perry  
1992 Anfernee Hardaway  
1993 Anfernee Hardaway  
1995 Lorenzen Wright  
1998 Omar Sneed  
2002 Dajuan Wagner  
2003 Chris Massie  
2005 Darius Washington Jr.  
2006 Rodney Carney  
2007 Chris Douglas-Roberts  
2008 Chris Douglas-Roberts  
Derrick Rose

2009 Tyreke Evans  
2010 Elliot Williams  
2012 Will Barton  
2013 Joe Jackson

#### NABC DISTRICT COACH OF THE YEAR

2004 John Calipari



ANTONIO BURKS

#### NABC ALL-DISTRICT

1998 Omar Sneed  
1999 Omar Sneed  
2002 Dajuan Wagner  
Kelly Wise  
2003 Chris Massie  
2004 Antonio Burks  
2005 Rodney Carney  
2006 Rodney Carney  
Darius Washington Jr.  
2007 Chris Douglas-Roberts  
Jeremy Hunt  
2008 Joey Dorsey  
Chris Douglas-Roberts  
Derrick Rose  
2009 Antonio Anderson  
Tyreke Evans  
Robert Dozier  
2010 Elliot Williams  
2011 Will Barton  
2012 Will Barton  
2013 Joe Jackson  
Geron Johnson  
Adonis Thomas  
2014 Shaq Goodwin  
Joe Jackson

#### TSWA PLAYER OF THE YEAR

1992 Anfernee Hardaway  
1993 Anfernee Hardaway  
1998 Omar Sneed  
2006 Rodney Carney  
2008 Chris Douglas-Roberts

#### BASKETBALL TIMES SOUTH REGION COACH OF THE YEAR

2007 John Calipari

#### BASKETBALL TIMES ALL-SOUTH

2006 Rodney Carney

#### BASKETBALL WEEKLY ALL-SOUTH TEAM

1986 William Bedford  
Andre Turner, Honorable Mention  
1987 Marvin Alexander, HM  
Vincent Askew, Honorable Mention  
Sylvester Gray, Honorable Mention  
1988 Dwight Boyd, Honorable Mention  
Elliot Perry, Honorable Mention  
1989 Elliot Perry, Second Team  
1990 Elliot Perry, Honorable Mention  
1991 Elliot Perry, Second Team

### CONFERENCE AWARDS/HONORS

#### THE AMERICAN ROOKIE OF THE YEAR

2014 Austin Nichols

#### THE AMERICAN SIXTH MAN OF THE YEAR

2014 Michael Dixon Jr.

#### THE AMERICAN ALL-CONFERENCE SECOND TEAM

2014 Shaq Goodwin  
Joe Jackson

#### THE AMERICAN ALL-ROOKIE TEAM

2014 Austin Nichols

#### CONFERENCE USA PLAYER OF THE YEAR

2004 Antonio Burks  
2006 Rodney Carney  
2008 Chris Douglas-Roberts  
2012 Will Barton  
2013 Joe Jackson

#### CONFERENCE USA FRESHMAN OF THE YEAR

2002 Dajuan Wagner  
2004 Sean Banks  
2005 Darius Washington Jr.  
2006 Shawne Williams  
2008 Derrick Rose  
2009 Tyreke Evans

#### CONFERENCE USA DEFENSIVE PLAYER OF THE YEAR

2007 Joey Dorsey  
2008 Joey Dorsey  
2009 Antonio Anderson  
2013 D.J. Stephens

#### CONFERENCE USA NEWCOMER OF THE YEAR

2009 Elliot Williams

#### CONFERENCE USA SIXTH MAN OF THE YEAR

2007 Jeremy Hunt  
2009 Wesley Witherspoon  
2013 Chris Crawford

MEDIA

COACHING STAFF

PLAYERS

2013-14 REVIEW

RECORDS

HISTORY

81

## HONORED TIGERS

### CONFERENCE USA COACH OF THE YEAR

- 2006 John Calipari
- 2008 John Calipari
- 2009 John Calipari
- 2013 Josh Pastner

### ALL-CONFERENCE USA FIRST TEAM

- 1996 Lorenzen Wright
- 1998 Omar Sneed
- 2001 Kelly Wise
- 2002 Dajuan Wagner  
Kelly Wise
- 2003 Chris Massie
- 2004 Sean Banks  
Antonio Burks
- 2006 Rodney Carney  
Darius Washington Jr.
- 2007 Joey Dorsey  
Chris Douglas-Roberts
- 2008 Chris Douglas-Roberts  
Derrick Rose
- 2009 Tyreke Evans
- 2010 Elliot Williams
- 2012 Will Barton
- 2013 Joe Jackson

### ALL-CONFERENCE USA SECOND TEAM

- 1997 Cedric Henderson
- 1999 Omar Sneed
- 2005 Rodney Carney
- 2007 Jeremy Hunt
- 2008 Joey Dorsey
- 2009 Antonio Anderson  
Robert Dozier
- 2012 Tarik Black

### ALL-CONFERENCE USA THIRD TEAM

- 1998 Detric Golden
- 2000 Kelly Wise
- 2003 Antonio Burks
- 2005 Darius Washington Jr.

- 2006 Shawne Williams
- 2008 Robert Dozier
- 2010 Wesley Witherspoon
- 2011 Will Barton
- 2012 Chris Crawford
- 2013 Geron Johnson  
D.J. Stephens  
Adonis Thomas

### CONFERENCE USA ALL-FRESHMAN TEAM

- 2000 Courtney Trask
- 2001 Scooter McFadgon
- 2002 Dajuan Wagner
- 2003 Rodney Carney
- 2004 Sean Banks
- 2005 Joey Dorsey  
Darius Washington Jr.
- 2006 Chris Douglas-Roberts  
Shawne Williams
- 2008 Derrick Rose
- 2009 Tyreke Evans
- 2011 Will Barton  
Tarik Black
- 2013 Shaq Goodwin

### CONFERENCE USA ALL-DEFENSIVE TEAM

- 2007 Antonio Anderson  
Joey Dorsey
- 2008 Antonio Anderson  
Joey Dorsey
- 2009 Antonio Anderson  
Robert Dozier
- 2013 D.J. Stephens

### CONFERENCE USA TOURNAMENT MVP

- 2006 Shawne Williams
- 2007 Chris Douglas-Roberts
- 2008 Antonio Anderson
- 2009 Tyreke Evans
- 2011 Joe Jackson
- 2012 Joe Jackson
- 2013 Chris Crawford

### CONFERENCE USA ALL-TOURNAMENT TEAM

- 1996 Lorenzen Wright
- 2001 Kelly Wise
- 2005 Anthony Rice  
Darius Washington Jr.  
Rodney Carney  
Joey Dorsey  
Shawne Williams
- 2007 Antonio Anderson  
Joey Dorsey  
Chris Douglas-Roberts
- 2008 Antonio Anderson  
Chris Douglas-Roberts  
Derrick Rose
- 2009 Robert Dozier  
Tyreke Evans  
Shawn Taggart
- 2011 Joe Jackson
- 2012 Will Barton  
Tarik Black  
Joe Jackson
- 2013 Chris Crawford  
D.J. Stephens  
Adonis Thomas

### GREAT MIDWEST MVP

- 1992 Anfernee Hardaway
- 1993 Anfernee Hardaway

### GREAT MIDWEST NEWCOMER OF THE YEAR

- 1992 Anfernee Hardaway
- 1995 Lorenzen Wright

### GREAT MIDWEST COACH OF THE YEAR

- 1995 Larry Finch

### ALL-GREAT MIDWEST FIRST TEAM

- 1992 Anfernee Hardaway
- 1993 Anfernee Hardaway
- 1994 David Vaughn
- 1995 Lorenzen Wright

### ALL-GREAT MIDWEST SECOND TEAM

- 1992 David Vaughn
- 1993 Billy Smith
- 1995 David Vaughn

### GREAT MIDWEST ALL-NEWCOMER TEAM

- 1992 Anfernee Hardaway  
David Vaughn
- 1993 Rodney Newsom
- 1994 Cedric Henderson  
Chris Garner
- 1995 Lorenzen Wright

### GREAT MIDWEST ALL-TOURNAMENT TEAM

- 1992 Anfernee Hardaway  
David Vaughn
- 1993 Anfernee Hardaway
- 1994 David Vaughn  
Chris Garner

### METRO PLAYER OF THE YEAR

- 1982 Keith Lee
- 1985 Keith Lee

### METRO FRESHMAN OF THE YEAR

- 1982 Keith Lee
- 1987 Sylvester Gray
- 1988 Elliot Perry

### METRO COACH OF THE YEAR

- 1984 Dana Kirk
- 1987 Larry Finch
- 1989 Larry Finch

### ALL-METRO FIRST TEAM

- 1978 James Bradley
- 1979 James Bradley
- 1982 Otis Jackson  
Keith Lee
- 1983 Keith Lee
- 1984 Keith Lee
- 1985 Keith Lee
- 1986 William Bedford  
Andre Turner
- 1987 Vincent Askew
- 1989 Elliot Perry
- 1991 Elliot Perry

### ALL-METRO SECOND TEAM

- 1977 Dexter Reed
- 1978 Alvin Wright
- 1981 Hank McDowell
- 1982 Bobby Parks
- 1983 Bobby Parks
- 1984 Phillip Haynes
- 1985 William Bedford  
Andre Turner
- 1986 Baskerville Holmes
- 1987 Sylvester Gray
- 1990 Elliot Perry

### ALL-METRO HONORABLE MENTION

- 1977 James Bradley  
John Washington  
Alvin Wright
- 1978 Darrell Hollimon  
Dennis Isbell
- 1979 Kevin Fromm  
Otis Jackson  
Rodney Lee
- 1980 Dennis Isbell  
Otis Jackson  
Hank McDowell
- 1981 Dennis Isbell  
Otis Jackson  
Phillip Haynes  
Bobby Parks

MEDIA

COACHING STAFF

PLAYERS

2013-14 REVIEW

RECORDS

HISTORY



LORENZEN WRIGHT

## HONORED TIGERS

- 1982 Derrick Phillips
- 1983 Phillip Haynes

### METRO ALL-FRESHMAN TEAM

- 1979 Otis Jackson
- 1981 Phillip Haynes  
Bobby Parks
- 1982 Keith Lee
- 1983 Andre Turner
- 1984 William Bedford
- 1985 Vincent Askew
- 1987 Sylvester Gray
- 1988 Elliot Perry  
Russell Young
- 1989 Ernest Smith

### METRO TOURNAMENT MVP

- 1976 Dexter Reed
- 1982 Keith Lee
- 1984 Keith Lee
- 1987 Marvin Alexander

### METRO ALL-TOURNAMENT TEAM

- 1976 Dexter Reed  
Bill Cook  
Alvin Wright
- 1977 Alvin Wright
- 1979 Rodney Lee
- 1982 Otis Jackson  
Keith Lee  
Bobby Parks
- 1983 Bobby Parks
- 1984 Phillip Haynes  
Keith Lee
- 1985 Baskerville Holmes  
Keith Lee  
Andre Turner
- 1986 Baskerville Holmes  
Andre Turner
- 1987 Marvin Alexander  
Vincent Askew
- 1988 Dwight Boyd  
Elliot Perry
- 1989 Cheyenne Gibson

### MISSOURI VALLEY PLAYER OF THE YEAR

- 1972 Larry Finch
- 1973 Larry Kenon

### MISSOURI VALLEY NEWCOMER OF THE YEAR

- 1969 Joe Proctor
- 1971 Larry Finch

### MISSOURI VALLEY COACH OF THE YEAR

- 1972 Gene Bartow

### ALL-MISSOURI VALLEY FIRST TEAM

- 1968 Mike Butler
- 1971 Larry Finch  
Ronnie Robinson
- 1972 Larry Finch  
Don Holcomb  
Ronnie Robinson
- 1973 Larry Finch  
Larry Kenon  
Ronnie Robinson

### POSTSEASON TOURNAMENTS

### NCAA TOURNAMENT MVP

- 1973 Larry Finch, NCAA Midwest Region
- 1985 Andre Turner, NCAA Midwest Region
- 2008 Derrick Rose, NCAA South Region \*\*

### NCAA ALL-TOURNAMENT TEAM

- 1973 Larry Finch, Midwest Region  
Larry Kenon, Midwest Region  
Ronnie Robinson, Midwest Region  
Larry Finch, NCAA Final Four  
Larry Kenon, NCAA Final Four
- 1984 William Bedford, Midwest Region
- 1985 William Bedford, Midwest Region  
Andre Turner, Midwest Region
- 1992 Anfernee Hardaway, Midwest Region
- 1995 Mingo Johnson, Midwest Region
- 2006 Darius Washington Jr., Oakland Region
- 2007 Chris Douglas-Roberts, South Region  
Jeremy Hunt, South Region
- 2008 Joey Dorsey, South Region  
Chris Douglas-Roberts, South Region  
Derrick Rose, South Region \*\*  
Chris Douglas-Roberts, NCAA Final Four  
Derrick Rose, NCAA Final Four \*\*
- 2009 Tyreke Evans, West Region

### NIT TOURNAMENT MVP

- 1957 Win Wilfong
- 2002 Dajuan Wagner

### NIT ALL-TOURNAMENT

- 2001 Kelly Wise, NIT Final Four
- 2002 Earl Barron, NIT Final Four  
Dajuan Wagner, NIT Final Four

### WEEKLY AWARDS

### ESPN PLAYER OF THE WEEK

- 1983 Keith Lee
- 1993 Anfernee Hardaway

### THE AMERICAN PLAYER OF THE WEEK

- 2013-14 Shaq Goodwin (Dec. 2)  
Shaq Goodwin (Jan. 13)

### THE AMERICAN ROOKIE OF THE WEEK

- 2013-14 Austin Nichols (Dec. 2)  
Austin Nichols (Feb. 24)  
Austin Nichols (Mar. 3)  
Austin Nichols (Mar. 10)

### CONFERENCE USA PLAYER OF THE WEEK

- 1995-96 Chris Garner (Nov. 27)  
Cedric Henderson (Jan. 29)
- 1996-97 Cedric Henderson (Jan. 13)  
Sunday Adebayo (March 3)
- 1997-98 Marcus Moody (Dec. 15)  
Omar Sneed (Feb. 2)  
Omar Sneed (Feb. 23)
- 1999-00 Keiron Shine (Dec. 6)
- 2000-01 Kelly Wise (Feb. 12)  
Shyrone Chatman (Feb. 26)
- 2001-02 Kelly Wise (Jan. 14)  
Kelly Wise (Feb. 25)
- 2002-03 Chris Massie (Dec. 30)
- 2003-04 Antonio Burks (Dec. 29)  
Antonio Burks (Feb. 16)
- 2005-06 Darius Washington Jr. (Dec. 12)  
Rodney Carney (Dec. 27)  
Rodney Carney (Jan. 9)  
Rodney Carney (Jan. 30)
- 2006-07 Chris Douglas-Roberts (Dec. 18)  
Joe Dorsey (Feb. 4)  
Chris Douglas-Roberts (Feb. 26)
- 2007-08 Chris Douglas-Roberts (Nov. 12)  
Chris Douglas-Roberts (Nov. 19)  
Derrick Rose (Dec. 24)  
Chris Douglas-Roberts (Feb. 18)
- 2009-10 Joey Dorsey (Mar. 10)  
Elliot Williams (Dec. 14)  
Wesley Witherspoon (Feb. 8)



VINCENT ASKEW

- 2011-12 Will Barton (Dec. 12)  
Will Barton (Dec. 19)  
Will Barton (Feb. 27)  
Will Barton (Mar. 5)
- 2012-13 Joe Jackson (Jan. 7)  
Geron Johnson (Feb. 11)

### CONFERENCE USA ROOKIE/NEWCOMER OF THE WEEK

- 2008-09 Tyreke Evans (Nov. 17)  
Tyreke Evans (Dec. 8)  
Tyreke Evans (Dec. 15)  
Tyreke Evans (Jan. 5)  
Tyreke Evans (Jan. 19)  
Tyreke Evans (Jan. 26)  
Tyreke Evans (Feb. 9)  
Tyreke Evans (Feb. 23)  
Tyreke Evans (Mar. 9)
- 2009-10 Elliot Williams (Nov. 23)  
Elliot Williams (Dec. 7)  
Elliot Williams (Jan. 11)  
Elliot Williams (Feb. 15)

### CONFERENCE USA FRESHMAN OF THE WEEK

- 2010-11 Antonio Barton (Nov. 15)  
Joe Jackson (Dec. 27)  
Chris Crawford (Dec. 20)  
Will Barton (Jan. 24)  
Will Barton (Feb. 14)
- 2012-13 Shaq Goodwin (Dec. 10)  
Shaq Goodwin (Jan. 14)

### GREAT MIDWEST PLAYER OF THE WEEK

- 1991-92 Anfernee Hardaway (3)  
David Vaughn
- 1992-93 Anfernee Hardaway (4)  
Billy Smith

- 1993-94 David Vaughn (3)
- 1994-95 Lorenzen Wright  
Cedric Henderson  
David Vaughn

### METRO PLAYER OF THE WEEK

- 1981-82 Keith Lee (3)
- 1982-83 Keith Lee (3)
- 1984-85 William Bedford  
Baskerville Holmes  
Keith Lee (2)  
Andre Turner
- 1985-86 Vincent Askew  
William Bedford  
Andre Turner
- 1986-87 Sylvester Gray (2)
- 1987-88 Rodney Douglas
- 1988-89 Rodney Douglas  
Elliot Perry
- 1989-90 Elliot Perry
- 1990-91 Elliot Perry

### ACADEMIC AWARDS

### METRO ALL-ACADEMIC TEAM

- 1978 Kevin Fromm
- 1981 Jon Albright
- 1982 Jon Albright
- 1990 Todd Mundt

\*\* - 2007-08 season vacated by NCAA

MEDIA

COACHING STAFF

PLAYERS

2013-14 REVIEW

RECORDS

HISTORY

83

## IN-SEASON TOURNAMENT HISTORY

### TIGERS IN REGULAR SEASON TOURNEYS

Memphis has a 100-66 all-time record in regular season tournaments/classics. The Tigers have won 21 in-season tournaments/classics titles.

### ALL COLLEGE TOURNAMENT (5-4)

#### OKLAHOMA CITY, OKLA.

Dec. 27, 1956	Memphis, 99, Texas Tech 77
Dec. 28, 1956	Seattle 84, Memphis 76
Dec. 29, 1956	Memphis 77, Marquette 76
Dec. 27, 1962	Memphis 76, Toledo 61
Dec. 28, 1962	Loyola-Chicago 94, Memphis 82
Dec. 29, 1962	Memphis 80, Oklahoma City 77
Dec. 26, 1969	Memphis 67, Arizona State 62
Dec. 27, 1969	Oklahoma City 72, Memphis 58
Dec. 28, 1969	Tennessee 72, Memphis 51

### BATTLE 4 ATLANTIS (2-2)

#### PARADISE ISLAND, THE BAHAMAS; UNLESS OTHERWISE NOTED

Nov. 17, 2012	Memphis 65, Samford 54*
Nov. 22, 2012	VCU 78, Memphis 65
Nov. 23, 2012	Minnesota 84, Memphis 75
Nov. 24, 2012	Memphis 52, Northern Iowa 47

\*Memphis, Tenn.

### COACHES VS. CANCER CLASSIC (8-2)

#### NEW YORK, N.Y.; UNLESS OTHERWISE NOTED

Nov. 14, 2002	Memphis 70, Syracuse 63
Nov. 13, 2003	Wake Forest 85, Memphis 76
Nov. 11, 2004	Memphis 102, Savannah State 40*
Nov. 13, 2004	Memphis 75, George Mason 58*
Nov. 18, 2004	Memphis 81, St. Mary's 66
Nov. 19, 2004	Syracuse 77, Memphis 62
Nov. 5, 2007	Memphis 102, UT Martin 71*
Nov. 6, 2007	Memphis 80, Richmond 63*
Nov. 15, 2007	Memphis 63, Oklahoma 53
Nov. 16, 2007	Memphis 81, Connecticut 70

\*Memphis, Tenn.

### BIG SUN TOURNAMENT (1-1)

#### ST. PETERSBURG, FLA.

Dec. 17, 1976	Memphis 77, Penn State 69
Dec. 18, 1976	Florida 84, Memphis 83

### CALIFORNIA WINTER CLASSIC (1-1)

#### SANTA BARBARA, CALIF.

Dec. 28, 1970	Memphis 93, Columbia 62
Dec. 29, 1970	Cal-Santa Barbara 85, Memphis 81

### COTTON STATES CLASSIC (2-0)

#### ATLANTA, GA.

Dec. 13, 1986	Memphis 79, Georgia State 70
Dec. 14, 1986	Memphis 82, Georgia 71

### ECAC HOLIDAY FESTIVAL (2-2)

#### NEW YORK, N.Y.

Dec. 28, 1987	Kansas 64, Memphis 62
Dec. 30, 1987	Memphis 75, Marist 57
Dec. 27, 1991	Memphis 77, St. Joseph's 60
Dec. 28, 1991	St. John's 75, Memphis 54

### FIESTA BOWL CLASSIC (0-1)

#### TUCSON, ARIZ.

Dec. 20, 2006	Arizona 79, Memphis 71
---------------	------------------------

### GATOR BOWL TOURNAMENT (1-1)

#### JACKSONVILLE, FLA.

Dec. 26, 1974	Memphis 71, Temple 68
Dec. 27, 1974	Penn State 61, Memphis 58

### GLOBAL SPORTS CHALLENGE (4-0)

#### MEMPHIS, TENN.; UNLESS OTHERWISE NOTED

Nov. 12, 2010	Memphis 104, Centenary 40
Nov. 17, 2010	Memphis 94, Northwestern St. 79
Nov. 21, 2010	Memphis 70, LSU 61*

Nov. 23, 2010 | Memphis 102, UT Martin 80

\*Tupelo, Miss.

### GUARDIANS CLASSIC (2-2)

#### KANSAS CITY, MO.; UNLESS OTHERWISE NOTED

Nov. 13, 2001	Memphis 88, Wofford 61*
Nov. 14, 2001	Memphis 91, Old Dominion 66*
Nov. 20, 2001	Iowa 75, Memphis 71
Nov. 21, 2001	Alabama 81, Memphis 70

\*Memphis, Tenn.

### GULF COAST CLASSIC (2-1)

#### SHREVEPORT, LA.

Dec. 27, 1961	South Carolina 79, Memphis 78
Dec. 28, 1961	Memphis 103, Northwestern St. 83
Dec. 29, 1961	Memphis 79, Murray State 67

### HALL OF FAME SHOWCASE (3-1)

#### SAINT LOUIS, MO./MEMPHIS, TENN.

Nov. 17, 2009	Kansas 57, Memphis 55
Nov. 20, 2009	Memphis 92, Tennessee Tech 59
Nov. 24, 2009	Memphis 81, Central Arkansas 49
Nov. 30, 2009	Memphis 77, Oakland 46

### HALL OF FAME SHOOTOUT (0-1)

#### LOUISVILLE, KY.

Dec. 17, 2011	Louisville 95, Memphis 87
---------------	---------------------------

### HALL OF FAME TIP-OFF CLASSIC (0-1)

#### SPRINGFIELD, MASS.

Nov. 26, 2004	Maryland 85, Memphis 61
---------------	-------------------------

### HOLIDAY BOWL CLASSIC (2-0)

#### SAN DIEGO, CALIF.

Dec. 27, 1985	Memphis 57, Fresno State 46
Dec. 28, 1985	Memphis 106, Charlotte 82

### JIMMY V CLASSIC (1-3)

#### NEW YORK, N.Y.

Dec. 7, 2004	Pittsburgh 70, Memphis 51
Dec. 4, 2007	Memphis 62, Southern Cal 58 (ot)
Dec. 7, 2010	Kansas 81, Memphis 68
Dec. 17, 2013	Florida 77, Memphis 75

### LIBERTY BOWL TOURNAMENT (1-1)

#### MEMPHIS, TENN.

Dec. 10, 1969	Memphis 83, Mississippi State 74
Dec. 11, 1969	Tulsa 82, Memphis 72

### MAUI INVITATIONAL (8-8)

#### LAHAINA, MAUI, HAWAII; UNLESS OTHERWISE NOTED

Nov. 25, 1988	Memphis 88, Chaminade 44
Nov. 26, 1988	Michigan 79, Memphis 75
Nov. 27, 1988	UNLV 90, Memphis 86 (ot)
Dec. 21, 1992	Memphis 64, Chaminade 56
Dec. 22, 1992	BYU 73, Memphis 67 (ot)
Dec. 23, 1992	Memphis 70, LSU 66
Nov. 22, 1999	Georgetown 71, Memphis 55
Nov. 23, 1999	Southern Cal 92, Memphis 65
Nov. 24, 1999	Memphis 83, Chaminade 65
Nov. 20, 2006	Memphis 77, Oklahoma 65
Nov. 21, 2006	Georgia Tech 92, Memphis 85
Nov. 22, 2006	Memphis 80, Kentucky 63
Nov. 15, 2011	Memphis 97, Belmont 81*
Nov. 21, 2011	Michigan 73, Memphis 61
Nov. 22, 2011	Memphis 99, Tennessee 97 (2ot)
Nov. 23, 2011	Georgetown 91, Memphis 88 (ot)

\*Memphis, Tenn.

### MEMPHIS CLASSIC (4-2)

#### MEMPHIS, TENN.

Dec. 28, 1964	Memphis 95, SMU 92 (ot)
Dec. 29, 1964	Indiana 91, Memphis 68
Dec. 20, 1965	Texas 80, Memphis 72
Dec. 21, 1965	Memphis 85, Missouri 72
Dec. 16, 1966	Memphis 43, Arkansas 36
Dec. 17, 1966	Memphis 55, Maryland 53

### MID-SOUTH CLASSIC (13-1)

#### MEMPHIS, TENN.

Nov. 28, 1980	Southern Illinois 69, Memphis 67
Nov. 29, 1986	Memphis 98, Oklahoma City 86
Nov. 27, 1981	Memphis 89, Australia 83
Nov. 27, 1981	Memphis 93, Yugoslavia 84
Nov. 26, 1982	Memphis 89, West Texas State 74
Nov. 27, 1982	Memphis 71, Wyoming 45
Nov. 25, 1983	Memphis 88, Tennessee State 60
Nov. 26, 1983	Memphis 101, North Texas 79
Nov. 30, 1984	Memphis 79, Arkansas State 62
Dec. 1, 1984	Memphis 61, Southern Cal 45
Nov. 29, 1985	Memphis 107, Tennessee State 61
Nov. 30, 1985	Memphis 73, Middle Tennessee 63
Nov. 24, 1989	Memphis 99, Tennessee State 74
Nov. 25, 1989	Memphis 91, Tennessee 72

### MID-WEST TOURNAMENT (0-1)

#### TERRE HAUTE, IND.

Dec. 28, 1949	Connecticut State 60, Memphis 50
---------------	----------------------------------

### NIT SEASON TIP-OFF/PRESEASON NIT (7-7)

#### NEW YORK, N.Y.; UNLESS OTHERWISE NOTED

Nov. 22, 1986	Memphis 70, Cleveland St. 66*
Nov. 24, 1986	Memphis 82, Michigan 76*
Nov. 28, 1986	Western Kentucky 68, Memphis 67
Nov. 29, 1986	Temple 67, Memphis 59
Nov. 14, 1990	Boston College 82, Memphis 78#
Nov. 17, 1994	Memphis 70, Louisiana-Lafayette 66*
Nov. 19, 1994	Memphis 94, San Francisco 82*
Nov. 23, 1994	New Mexico State 81, Memphis 78
Nov. 25, 1994	Geo. Washington 69, Memphis 60
Nov. 16, 1998	Gonzaga 88, Memphis 73*
Nov. 15, 2005	Memphis 79, UW-Milwaukee 52*
Nov. 17, 2005	Memphis 87, Alabama 76^
Nov. 23, 2005	Memphis 88, UCLA 80
Nov. 25, 2005	Duke 70, Memphis 67

\*Memphis, Tenn.; # Boston, Mass.; ^ Tuscaloosa, Ala.

### OLD SPICE CLASSIC (3-1)

#### ORLANDO, FLA.; UNLESS OTHERWISE NOTED

Nov. 19, 2013	Oklahoma St. 101, Memphis 80!
Nov. 28, 2013	Memphis 87, Siena 60
Nov. 29, 2013	Memphis 76, LSU 69
Dec. 1, 2013	Memphis 73, Oklahoma St. 68

!Stillwater, Okla.

### OLD STYLE CLASSIC (1-1)

#### CHICAGO, ILL.

Dec. 29, 1989	Memphis 76, Ball State 73 (ot)
Dec. 30, 1989	Illinois 83, Memphis 71

### PEARL HARBOR CLASSIC (2-0)

#### HONOLULU, HAWAII

Dec. 6, 1985	Memphis 95, Hawaii-Loa 52
Dec. 7, 1985	Memphis 80, Fresno State 56

### POINSETTIA CLASSIC (1-1)

#### GREENVILLE, S.C.

Dec. 27, 1968	The Citadel 76, Memphis 73
Dec. 29, 1968	Memphis 79, Furman 69

### PUERTO RICO SHOOTOUT (4-3)

#### BAYAMON, PUERTO RICO

Nov. 23, 2000	Memphis 60, Miami (Ohio) 59
Nov. 24, 2000	Stanford 83, Memphis 69
Nov. 25, 2000	Utah 61, Memphis 58

#### SAN JUAN, PUERTO RICO; UNLESS OTHERWISE NOTED

Nov. 15, 2009	Memphis 90, Fairfield 63*
Nov. 20, 2009	Memphis 83, Chattanooga 71
Nov. 21, 2009	Memphis 84, Seton Hall 70
Nov. 23, 2009	Xavier 63, Memphis 58

\*Game played in Memphis

### QUEEN CITY TOURNAMENT (0-2)

#### BUFFALO, N.Y.

Dec. 30, 1965	Drake 80, Memphis 65
Jan. 1, 1966	Canisius 92, Memphis 89

### RAINBOW CLASSIC (1-2)

#### HONOLULU, HAWAII

Dec. 28, 1996	Memphis 73, Michigan 72
Dec. 29, 1996	Georgia 70, Memphis 68
Dec. 30, 1996	Hawaii 67, Memphis 60

### RONALD McDONALD HOUSE CLASSIC (3-0)

#### SPOKANE, WASH.

Feb. 17, 2007	Memphis 78, Gonzaga 77 (ot)
Feb. 7, 2009	Memphis 68, Gonzaga 50
Feb. 5, 2011	Memphis 62, Gonzaga 58

### SENIOR BOWL TOURNAMENT (3-1)

#### MOBILE, ALA.

Jan. 5, 1954	Memphis 94, Spring Hill 83
Jan. 6, 1954	Memphis 105, Ark. Tech 102 (ot)
Jan. 4, 1955	Memphis 79, Miami (Fla.) 71
Jan. 5, 1955	Spring Hill 69, Memphis 65

### 7-UP SHOOTOUT (0-1)

#### PHOENIX, ARIZ.

Feb. 21, 1993	Arizona State 89, Memphis 76
---------------	------------------------------

### SUGAR BOWL TOURNAMENT (6-4)

#### NEW ORLEANS, LA.

Dec. 28, 1957	Memphis 65, Loyola-N.O. 63
Dec. 30, 1957	Memphis 47, Maryland 46 (3ot)
Dec. 29, 1958	Memphis 73, Loyola-N.O. 63
Dec. 30, 1958	Mississippi State 73, Memphis 55
Dec. 29, 1960	Memphis 94, W. Kentucky 74
Dec. 30, 1960	West Virginia 86, Memphis 82 (ot)
Dec. 29, 1967	Davidson 55, Memphis 41
Dec. 30, 1967	Memphis 71, Michigan State 57
Dec. 28, 1973	Memphis 86, New Orleans 81
Dec. 29, 1973	North Carolina St. 98, Memphis 83

### SUN BOWL TOURNAMENT (3-1)

#### EL PASO, TEXAS

Dec. 17, 1971	Memphis 82, San Francisco 77
Dec. 18, 1971	UTEP 85, Memphis 79
Dec. 16, 1977	Memphis 71, UTEP 65
Dec. 17, 1977	Memphis 77, Army 76

### SUN DEVIL CLASSIC (0-2)

#### TEMPE, ARIZ.

Dec. 5, 1975	DePaul 100, Memphis 91
Dec. 6, 1975	Santa Clara 93, Memphis 86

### VANDERBILT CLASSIC (2-2)

#### NASHVILLE, TENN.

Dec. 27, 1963	Vanderbilt 85, Memphis 79
Dec. 28, 1963	Memphis 88, Western Kentucky 83
Dec. 10, 1971	Memphis 74, Ole Miss 71
Dec. 11, 1971	Vanderbilt 83, Memphis 82

### VOLUNTEER CLASSIC (1-1)

#### KNOXVILLE, TENN.

Dec. 28, 1988	Memphis 68, Illinois State 45
Dec. 29, 1988	Tennessee 76, Memphis 74

### WINSTON TIRE CLASSIC (1-1)

#### LOS ANGELES, CALIF.

Dec. 29, 1983	Memphis 43, Mississippi State 42
Dec. 30, 1983	Iowa 73, Memphis 66

MEDIA

COACHING STAFF

PLAYERS

2013-14 REVIEW

RECORDS

HISTORY

84

## CONFERENCE TOURNAMENT HISTORY

### MISSISSIPPI VALLEY CONFERENCE (11-6)

1 Championship

### 1928 - MISSISSIPPI VALLEY

#### JONESBORO, ARK.

Mar. 2, 1928	Memphis 45, Will Mayfield 23
Mar. 2, 1928	Memphis 40, Lambuth 24
Mar. 3, 1928	UT-JC 38, Memphis 37

### 1929 - MISSISSIPPI VALLEY

#### MURRAY, KY. (CHAMPION)

Mar. 4, 1929	Memphis 32, Jonesboro College 27
Mar. 5, 1929	Memphis 44, Will Mayfield 22
Mar. 5, 1929	Memphis 33, Murray State 31

### 1930 - MISSISSIPPI VALLEY

#### MEMPHIS, TENN.

Mar. 3, 1930	Memphis 44, Lambuth 30
Mar. 3, 1930	Memphis 37, Sunflower JC 12
Mar. 4, 1930	Memphis 41, Middle Tennessee 21
Mar. 4, 1930	Murray State 34, Memphis 31

### 1931 - MISSISSIPPI VALLEY

#### JONESBORO, ARK.

Mar. 2, 1931	Memphis 45, Will Mayfield 23
Mar. 2, 1931	Memphis 40, Lambuth 24
Mar. 3, 1931	UT-JC 38, Memphis 37

### 1932 - MISSISSIPPI VALLEY

#### JACKSON, TENN.

Mar. 4, 1932	Memphis 44, UT-JC 25
Mar. 5, 1932	Caruthersville JC 45, Memphis 36

### 1933 - MISSISSIPPI VALLEY

#### JACKSON, TENN.

Feb. 27, 1933	Delta State 40, Memphis 34
---------------	----------------------------

### METRO CONFERENCE (24-12)

4 Championships

### 1976 - METRO

#### LOUISVILLE, KY.

Mar. 4, 1976	Memphis 73, Saint Louis 69
Mar. 5, 1976	Memphis 87, Louisville 76
Mar. 6, 1976	Cincinnati 103, Memphis 95

### 1977 - METRO

#### MEMPHIS, TENN.

Mar. 3, 1977	Memphis 94, Tulane 80
Mar. 4, 1977	Cincinnati 68, Memphis 67

### 1978 - METRO

#### CINCINNATI, OHIO

Mar. 2, 1978	Memphis 79, Saint Louis 57
Mar. 3, 1978	Louisville 67, Memphis 62

### 1979 - METRO

#### MEMPHIS, TENN.

Mar. 1, 1979	Memphis 62, Saint Louis 58
Mar. 2, 1979	Florida State 35, Memphis 34

### 1980 - METRO

#### LOUISVILLE, KY.

Feb. 28, 1980	Memphis 62, Saint Louis 60
Feb. 29, 1980	Louisville 84, Memphis 65

### 1981 - METRO

#### LOUISVILLE, KY.

Mar. 5, 1981	Virginia Tech 72, Memphis 66
--------------	------------------------------

### 1982 - METRO

#### LOUISVILLE, KY. (CHAMPION)

Mar. 6, 1982	Memphis 71, Virginia Tech 70
Mar. 7, 1982	Memphis 73, Louisville 62

### 1983 - METRO

#### CINCINNATI, OHIO

Mar. 11, 1983	Memphis 84, Florida State 74
Mar. 12, 1983	Louisville 71, Memphis 68

### 1984 - METRO

#### MEMPHIS, TENN. (CHAMPION)

Mar. 8, 1984	Memphis 86, Southern Miss 58
Mar. 9, 1984	Memphis 65, Florida State 63
Mar. 10, 1984	Memphis 78, Virginia Tech 65

### 1985 - METRO

#### LOUISVILLE, KY. (CHAMPION)

Mar. 7, 1985	Memphis 68, Southern Miss 58
Mar. 8, 1985	Memphis 81, Louisville 74
Mar. 9, 1985	Memphis 90, Florida St. 86 (ot)

### 1986 - METRO

#### LOUISVILLE, KY.

Mar. 7, 1986	Memphis 100, S. Carolina 59
Mar. 8, 1986	Memphis 73, Florida State 71
Mar. 9, 1986	Louisville 88, Memphis 79

### 1987 - METRO

#### LOUISVILLE, KY. (CHAMPION)

Mar. 6, 1987	Memphis 87, Cincinnati 58
Mar. 7, 1987	Memphis 74, South Carolina 64
Mar. 8, 1987	Memphis 75, Louisville 52

### 1988 - METRO

#### MEMPHIS, TENN.

Mar. 11, 1988	Memphis 97, Southern Miss 84
Mar. 12, 1988	Memphis 81, Florida State 74
Mar. 13, 1988	Louisville 81, Memphis 73

### 1989 - METRO

#### COLUMBIA, S.C.

Mar. 11, 1989	Louisville 71, Memphis 70
---------------	---------------------------

### 1990 - METRO

#### BLOXI, MISS.

Mar. 8, 1990	Memphis 71, South Carolina 56
Mar. 9, 1990	Louisville 76, Memphis 73

### 1991 - METRO

#### ROANOKE, VA.

Mar. 7, 1991	Memphis 84, Tulane 77
Mar. 8, 1991	Louisville 72, Memphis 70

### GREAT MIDWEST CONFERENCE (5-4)

0 Championships

### 1992 - GREAT MIDWEST

#### CHICAGO, ILL.

Mar. 12, 1992	Memphis 79, UAB 67
Mar. 13, 1992	Memphis 95, DePaul 75
Mar. 14, 1992	Cincinnati 75, Memphis 63

### 1993 - GREAT MIDWEST

#### MEMPHIS, TENN.

Mar. 12, 1993	Memphis 73, Saint Louis 65
Mar. 13, 1993	Cincinnati 77, Memphis 72

### 1994 - GREAT MIDWEST

#### CINCINNATI, OHIO

Mar. 10, 1994	Memphis 91, UAB 86
Mar. 11, 1994	Memphis 73, Saint Louis 62
Mar. 12, 1994	Cincinnati 68, Memphis 47

### 1995 - GREAT MIDWEST

#### MILWAUKEE, WIS.

Mar. 10, 1995	Cincinnati 77, Memphis 64
---------------	---------------------------

### CONFERENCE USA (28-11)

7 Championships

### 1996 - CONFERENCE USA

#### MEMPHIS, TENN.

Mar. 7, 1996	Memphis 92, DePaul 69
Mar. 8, 1996	Marquette 72, Memphis 60

### 1997 - CONFERENCE USA

#### ST. LOUIS, MO.

Mar. 6, 1997	Marquette 63, Memphis 45
--------------	--------------------------

### 1998 - CONFERENCE USA

#### CINCINNATI, OHIO

Mar. 5, 1998	Southern Miss 85, Memphis 57
--------------	------------------------------

### 1999 - CONFERENCE USA

#### BIRMINGHAM, ALA.

Mar. 3, 1999	USF 88, Memphis 81 (ot)
--------------	-------------------------

### 2000 - CONFERENCE USA

#### MEMPHIS, TENN.

Mar. 8, 2000	Memphis 60, USF 58
Mar. 9, 2000	DePaul 80, Memphis 76

### 2001 - CONFERENCE USA

#### LOUISVILLE, KY.

Mar. 8, 2001	Memphis 71, Marquette 64
Mar. 9, 2001	Cincinnati 89, Memphis 79

### 2002 - CONFERENCE USA

#### CINCINNATI, OHIO

Mar. 7, 2002	Houston 80, Memphis 74
--------------	------------------------

### 2003 - CONFERENCE USA

#### LOUISVILLE, KY.

Mar. 13, 2003	Memphis 62, USF 56
Mar. 14, 2003	Louisville 78, Memphis 75

### 2004 - CONFERENCE USA

#### CINCINNATI, OHIO

Mar. 11, 2004	Saint Louis 72, Memphis 61
---------------	----------------------------

### 2005 - CONFERENCE USA

#### MEMPHIS, TENN.

Mar. 9, 2005	Memphis 79, Saint Louis 59
Mar. 10, 2005	Memphis 83, Charlotte 69
Mar. 11, 2005	Memphis 81, USF 68
Mar. 12, 2005	Louisville 75, Memphis 74

### 2006 - CONFERENCE USA

#### MEMPHIS, TENN. (CHAMPION)

Mar. 9, 2006	Memphis 75, Tulane 56
Mar. 10, 2006	Memphis 68, Houston 54
Mar. 11, 2006	Memphis 57, UAB 46

### 2007 - CONFERENCE USA

#### MEMPHIS, TENN. (CHAMPION)

Mar. 8, 2007	Memphis 92, Marshall 71
Mar. 9, 2007	Memphis 71, Tulane 49
Mar. 10, 2007	Memphis 71, Houston 59

### 2008 - CONFERENCE USA

#### MEMPHIS, TENN. (CHAMPION)

Mar. 13, 2008	Memphis 75, Tulane 56
Mar. 14, 2008	Memphis 69, Southern Miss 53
Mar. 15, 2008	Memphis 77, Tulsa 51

### 2009 - CONFERENCE USA

#### MEMPHIS, TENN. (CHAMPION)

Mar. 12, 2009	Memphis 51, Tulane 41
Mar. 13, 2009	Memphis 74, Houston 49
Mar. 14, 2009	Memphis 64, Tulsa 39

### 2010 - CONFERENCE USA

#### TULSA, OKLA.

Mar. 11, 2010	Houston 66, Memphis 65
---------------	------------------------

### 2011 - CONFERENCE USA

#### EL PASO, TEXAS (CHAMPION)

Mar. 10, 2011	Memphis 66, Southern Miss 61
Mar. 11, 2011	Memphis 76, East Carolina 56
Mar. 12, 2011	Memphis 67, UTEP 66

### 2012 - CONFERENCE USA

#### MEMPHIS, TENN. (CHAMPION)

Mar. 8, 2012	Memphis 65, UTEP 47
Mar. 9, 2012	Memphis 83, UCF 52
Mar. 10, 2012	Memphis 83, Marshall 57

### 2013 - CONFERENCE USA

#### TULSA, OKLA. (CHAMPION)

Mar. 14, 2013	Memphis 81, Tulane 68
Mar. 15, 2013	Memphis 85, Tulsa 74
Mar. 16, 2013	Memphis 91, Southern Miss 79 (2ot)

### AMERICAN ATHLETIC CONFERENCE (0-1)

0 Championships

### 2014 - THE AMERICAN

#### MEMPHIS, TENN.

Mar. 13, 2014	Connecticut 72, Memphis 53
---------------	----------------------------

MEDIA

COACHING STAFF

PLAYERS

2013-14 REVIEW

RECORDS

HISTORY

85



## NCAA TOURNAMENT HISTORY

### NCAA TOURNAMENT (34-26)

#### 1955 (NCAA FIRST ROUND)

**LEXINGTON, KY.**  
Mar. 8, 1955 | Penn State 59, Memphis 55

#### 1956 (NCAA FIRST ROUND)

**WICHITA, KAN.**  
Mar. 12, 1956 | Oklahoma City 97, Memphis 81

#### 1962 (NCAA FIRST ROUND)

**DALLAS, TEXAS**  
Mar. 12, 1962 | Creighton 87, Memphis 83

#### 1973 (NCAA FINALIST)

**HOUSTON, TEXAS**  
Mar. 15, 1973 | Memphis 90, South Carolina 76  
Mar. 17, 1973 | Memphis 92, Kansas State 72  
**ST. LOUIS, MO.**  
Mar. 24, 1973 | Memphis 98, Providence 85  
Mar. 25, 1973 | UCLA 87, Memphis 66

#### 1976 (NCAA FIRST ROUND)

**TEMPE, ARIZ.**  
Mar. 13, 1976 | Pepperdine 87, Memphis 77

#### 1982 (NCAA SWEET 16)

**CHARLOTTE, N.C.**  
Mar. 13, 1982 | Memphis 56, Wake Forest 55  
**RALEIGH, N.C.**  
Mar. 19, 1982 | Villanova 70, Memphis 66 (ot)

#### 1983 (NCAA SWEET 16)

**LOUISVILLE, KY.**  
Mar. 20, 1983 | Memphis 66, Georgetown 57  
**KANSAS CITY, MO.**  
Mar. 25, 1983 | Houston 70, Memphis 63

#### 1984 (NCAA SWEET 16)

**MEMPHIS, TENN.**  
Mar. 15, 1984 | Memphis 92, Oral Roberts 83  
Mar. 17, 1984 | Memphis 66, Purdue 48  
**ST. LOUIS, MO.**  
Mar. 21, 1984 | Houston 78, Memphis 71

#### 1985 (NCAA FINAL FOUR)

**HOUSTON, TEXAS**  
Mar. 15, 1985 | Memphis 67, Pennsylvania 55  
Mar. 17, 1985 | Memphis 67, UAB 66 (ot)  
**DALLAS, TEXAS**  
Mar. 21, 1985 | Memphis 59, Boston College 57  
Mar. 23, 1985 | Memphis 63, Oklahoma 61  
**LEXINGTON, KY.**  
Mar. 30, 1985 | Villanova 52, Memphis 45

#### 1986 (NCAA SECOND ROUND)

**BATON ROUGE, LA.**  
Mar. 13, 1986 | Memphis 95, Ball State 63  
Mar. 15, 1986 | LSU 83, Memphis 81

#### 1988 (NCAA SECOND ROUND)

**SOUTH BEND, IND.**  
Mar. 17, 1988 | Memphis 75, Baylor 60  
Mar. 19, 1988 | Purdue 100, Memphis 73

#### 1989 (NCAA FIRST ROUND)

**BOISE, IDAHO**  
Mar. 16, 1989 | DePaul 66, Memphis 63

#### 1992 (NCAA ELITE EIGHT)

**MILWAUKEE, WIS.**  
Mar. 19, 1992 | Memphis 80, Pepperdine 70  
Mar. 21, 1992 | Memphis 82, Arkansas 80  
**KANSAS CITY, MO.**  
Mar. 27, 1992 | Memphis 83, Ga. Tech 79 (OT)  
Mar. 29, 1992 | Cincinnati 88, Memphis 57

### 1993 (NCAA FIRST ROUND)

**ORLANDO, FLA.**  
Mar. 18, 1993 | W. Kentucky 55, Memphis 52

### 1995 (NCAA SWEET 16)

**AUSTIN, TEXAS**  
Mar. 17, 1995 | Memphis 77, Louisville 56  
Mar. 19, 1995 | Memphis 75, Purdue 73  
**KANSAS CITY, MO.**  
Mar. 24, 1995 | Arkansas 96, Memphis 91 (OT)

### 1996 (NCAA FIRST ROUND)

**ALBUQUERQUE, N.M.**  
Mar. 14, 1996 | Drexel 75, Memphis 63

### 2003 (NCAA FIRST ROUND)

**OKLAHOMA CITY, OKLA.**  
Mar. 20, 2003 | Arizona State 84, Memphis 71

### 2004 (NCAA SECOND ROUND)

**KANSAS CITY, MO.**  
Mar. 19, 2004 | Memphis 59, South Carolina 43  
Mar. 21, 2004 | Oklahoma State 70, Memphis 53

### 2006 (NCAA ELITE EIGHT)

**DALLAS, TEXAS**  
Mar. 17, 2006 | Memphis 94, Oral Roberts 78  
Mar. 19, 2006 | Memphis 72, Bucknell 56  
**OKLAND, CALIF.**  
Mar. 23, 2006 | Memphis 80, Bradley 64  
Mar. 25, 2006 | UCLA 50, Memphis 45

### 2007 (NCAA ELITE EIGHT)

**NEW ORLEANS, LA.**  
Mar. 16, 2007 | Memphis 73, North Texas 58  
Mar. 18, 2007 | Memphis 78, Nevada 62  
**SAN ANTONIO, TEXAS**  
Mar. 22, 2007 | Memphis 65, Texas A&M 64  
Mar. 24, 2007 | Ohio State 92, Memphis 76

### 2008 (NCAA FINALIST\*\*)

**LITTLE ROCK, ARK.**  
Mar. 21, 2008 | Memphis 87, Texas-Arlington 63  
Mar. 23, 2008 | Memphis 77, Mississippi State 74  
**HOUSTON, TEXAS**  
Mar. 28, 2008 | Memphis 92, Michigan State 74  
Mar. 30, 2008 | Memphis 85, Texas 67  
**SAN ANTONIO, TEXAS**  
Apr. 5, 2008 | Memphis 78, UCLA 63  
Apr. 7, 2008 | Kansas 75, Memphis 68 (ot)

### 2009 (NCAA SWEET 16)

**KANSAS CITY, MO.**  
Mar. 19, 2009 | Memphis 81, CS Northridge 70  
Mar. 21, 2009 | Memphis 89, Maryland 70  
**GLENDALE, ARIZ.**  
Mar. 26, 2009 | Missouri 102, Memphis 91

### 2011 (NCAA SECOND ROUND)

**TULSA, OKLA.**  
Mar. 18, 2011 | Arizona 77, Memphis 75

### 2012 (NCAA SECOND ROUND)

**COLUMBUS, OHIO**  
Mar. 16, 2012 | Saint Louis 61, Memphis 54

### 2013 (NCAA THIRD ROUND)

**AUBURN HILLS, MICH.**  
Mar. 21, 2013 | Memphis 54, Saint Mary's 52  
Mar. 23, 2013 | Michigan State 70, Memphis 48

### 2014 (NCAA THIRD ROUND)

**RALEIGH, N.C.**  
Mar. 21, 2014 | Memphis 71, G. Washington 66  
Mar. 23, 2014 | Virginia 78, Memphis 60

## NIT HISTORY

### NIT (20-16)

#### 1957 (NIT FINALIST)

**NEW YORK, N.Y.**  
Mar. 16, 1957 | Memphis 77, Utah 75  
Mar. 18, 1957 | Memphis 85, Manhattan 72  
Mar. 21, 1957 | U of M 80, St. Bonaventure 78  
Mar. 23, 1957 | Bradley 84, Memphis 83

#### 1960

**NEW YORK, N.Y.**  
Mar. 10, 1960 | Providence 71, Memphis 70

#### 1961

**NEW YORK, N.Y.**  
Mar. 16, 1961 | Holy Cross 81, Memphis 69

#### 1963

**NEW YORK, N.Y.**  
Mar. 1963 | Memphis 70, Fordham 49  
Mar. 1963 | Canisius 76, Memphis 67

#### 1967

**NEW YORK, N.Y.**  
Mar. 11, 1967 | Providence 77, Memphis 68

#### 1972

**NEW YORK, N.Y.**  
Mar. 18, 1972 | Oral Roberts 94, Memphis 74

#### 1974

**NEW YORK, N.Y.**  
Mar. 17, 1974 | Memphis 73, Seton Hall 72  
Mar. 21, 1974 | Utah 92, Memphis 78

#### 1975

**NEW YORK, N.Y.**  
Mar. 16, 1975 | Oral Roberts 97, Memphis 63

#### 1977

**TUSCALOOSA, ALA.**  
Mar. 10, 1977 | Alabama 80, Memphis 63

#### 1990

**MEMPHIS, TENN.**  
Mar. 14, 1990 | Tennessee 73, Memphis 71

### 1991

**MEMPHIS, TENN.**  
Mar. 14, 1991 | Memphis 82, UAB 76  
Mar. 18, 1991 | Arkansas St. 58, Memphis 57

### 1997

**LAS VEGAS, NEV.**  
Mar. 12, 1997 | UNLV 66, Memphis 62

### 1998

**MEMPHIS, TENN./FRESNO, CALIF.**  
Mar. 11, 1998 | Memphis 90, Ball State 67  
Mar. 16, 1998 | Fresno St. 83, Memphis 80

### 2001 (NIT FINAL FOUR)

**SALT LAKE CITY, UTAH/MEMPHIS, TENN./NEW YORK, N.Y.**  
Mar. 13, 2001 | Memphis 71, Utah 62  
Mar. 20, 2001 | Memphis 90, UTEP 65  
Mar. 22, 2001 | Memphis 81, New Mexico 63  
Mar. 27, 2001 | Tulsa 72, Memphis 64  
Mar. 29, 2001 | Memphis 86, Detroit 71

### 2002 (NIT CHAMPION)

**MEMPHIS, TENN./NEW YORK, N.Y.**  
Mar. 14, 2002 | Memphis 82, UNC Greensboro 62  
Mar. 20, 2002 | Memphis 80, BYU 69  
Mar. 23, 2002 | Memphis 79, Tenn. Tech 73  
Mar. 26, 2002 | Memphis 78, Temple 77  
Mar. 28, 2002 | Memphis 72, South Carolina 62

### 2005 (NIT FINAL FOUR)

**MEMPHIS, TENN./NEW YORK, N.Y.**  
Mar. 16, 2005 | Memphis 90, Northeastern 65  
Mar. 19, 2005 | Memphis 83, Virginia Tech 62  
Mar. 23, 2005 | Memphis 81, Vanderbilt 68  
Mar. 29, 2005 | St. Joseph's 70, Memphis 58

### 2010

**MEMPHIS, TENN./OXFORD, MISS.**  
Mar. 17, 2010 | Memphis 73, St. John's 71  
Mar. 19, 2010 | Ole Miss 90, Memphis 81

MEDIA

COACHING STAFF

PLAYERS

2013-14 REVIEW

RECORDS

HISTORY

86



2002 NIT CHAMPIONS

\*\* - 2007-08 season vacated by NCAA

## NCAA TOURNAMENT RECORDS

### TEAM RECORDS

#### MOST POINTS SCORED

RK	PTS	OPPONENT	DATE
1.	98	Providence	Mar. 24, 1973
2.	95	Ball State	Mar. 13, 1986

#### FEWEST POINTS SCORED

RK	PTS	OPPONENT	DATE
1.	45	Villanova	Mar. 30, 1985
45		UCLA	Mar. 25, 2006

#### WINNING MARGIN

RK	PTS	OPPONENT	DATE
1.	32	Ball State (95-63)	Mar. 13, 1986
2.	24	Texas-Arlington (87-63)**	Mar. 21, 2008

#### LOSING MARGIN

RK	PTS	OPPONENT	DATE
1.	31	Cincinnati (88-57)	Mar. 29, 1992
2.	27	Purdue (100-73)	Mar. 19, 1988

#### MOST POINTS IN A LOSS

RK	PTS	OPPONENT	DATE
1.	91	Missouri	Mar. 26, 2009
91		Arkansas	Mar. 24, 1995
3.	83	Creighton	Mar. 12, 1962

#### MOST FIELD GOALS MADE

RK	FGS	OPPONENT	DATE
1.	41	Providence	Mar. 24, 1973
2.	37	Ball State	Mar. 13, 1986
37		Oral Roberts	Mar. 17, 2006

#### FEWEST FIELD GOALS

RK	FGS	OPPONENT	DATE
1.	17	UCLA	Mar. 25, 2006
2.	19	Michigan State	Mar. 23, 2013
19		Villanova	Mar. 30, 1985
19		Georgetown	Mar. 25, 1988

#### MOST FIELD GOAL ATTEMPTS

RK	FGS	OPPONENT	DATE
1.	80	Providence	Mar. 24, 1973
2.	78	Ball State	Mar. 13, 1986

#### FEWEST FIELD GOAL ATTEMPTS

RK	FGS	OPPONENT	DATE
1.	31	Georgetown	Mar. 20, 1983
2.	38	Wake Forest	Mar. 13, 1982
38		Villanova	Mar. 30, 1985

#### HIGHEST FIELD GOAL PCT

RK	PCT	OPPONENT	DATE
1.	.613	Georgetown (19-31)	Mar. 20, 1983
2.	.607	Oral Roberts (37-61)	Mar. 17, 2006

#### LOWEST FIELD GOAL PCT

RK	PCT	OPPONENT	DATE
1.	.297	Michigan State (19-64)	Mar. 23, 2013
2.	.315	UCLA (17-54)	Mar. 25, 2006
3.	.357	Cincinnati (20-56)	Mar. 29, 1992

#### MOST POINTS IN A HALF

RK	PTS	OPPONENT	DATE
1.	57 (2nd)	Arkansas	Mar. 24, 1995
2.	55 (2nd)	Ball State	Mar. 13, 1986
55 (2nd)		Missouri	Mar. 26, 2009

#### FEWEST POINTS IN A HALF

RK	PTS	OPPONENT	DATE
1.	19 (1st)	Oklahoma State	Mar. 21, 2004
619		Michigan State	Mar. 23, 2013
(2nd)			
3.	20 (1st)	Virginia	Mar. 23, 2014
4.	21 (2nd)	Cincinnati	Mar. 29, 1992
21 (1st)		UCLA	Mar. 25, 2006

#### MOST FREE THROWS MADE

RK	FT	OPPONENT	DATE
1.	30	Texas**	Mar. 30, 2008

#### MOST FREE THROWS MADE

RK	FT	OPPONENT	DATE
2.	28	Georgetown	Mar. 20, 1983

#### FEWEST FREE THROWS MADE

RK	FT	OPPONENT	DATE
1.	4	South Carolina	Mar. 19, 2004
4		Drexel	Mar. 14, 1996
4		Purdue	Mar. 19, 1995

#### MOST FREE THROW ATTEMPTS

RK	FT	OPPONENT	DATE
1.	39	Georgetown	Mar. 20, 1983
2.	38	Oklahoma City	Mar. 12, 1956

#### FEWEST FREE THROW ATTEMPTS

RK	FT	OPPONENT	DATE
1.	7	South Carolina	Mar. 19, 2004
7		Drexel	Mar. 14, 1996
3.	8	Purdue	Mar. 19, 1995
8		Boston College	Mar. 21, 1985

#### HIGHEST FREE THROW PCT

RK	PCT	OPPONENT	DATE
1.	.900	Kansas State (18-20)	Mar. 17, 1973
2.	.894	Baylor (17-19)	Mar. 17, 1988

#### LOWEST FREE THROW PCT

RK	PCT	OPPONENT	DATE
1.	.429	Virginia (9-21)	Mar. 23, 2014
2.	.469	Mississippi State (15-32)**	Mar. 23, 2008
3.	.473	Penn State (9-19)	Mar. 8, 1955

#### MOST 3-PT FIELD GOALS MADE

RK	FGS	OPPONENT	DATE
1.	11	Cal State Northridge	Mar. 19, 2009
11		Oral Roberts	Mar. 17, 2006
3.	10	Maryland	Mar. 21, 2009
10		Arkansas	Mar. 24, 1995

#### FEWEST 3-PT FIELD GOALS MADE

RK	FGS	OPPONENT	DATE
1.	0	Baylor	Mar. 17, 1988
2.	1	DePaul	Mar. 16, 1989

#### MOST REBOUNDS

RK	RBS	OPPONENT	DATE
1.	60	South Carolina	Mar. 15, 1973
2.	54	Providence	Mar. 24, 1973

#### FEWEST REBOUNDS

RK	RBS	OPPONENT	DATE
1.	21	UCLA	Mar. 25, 1973
21		Wake Forest	Mar. 13, 1982

#### REBOUND MARGIN

RK	RBS	OPPONENT	DATE
1.	+27	South Carolina	Mar. 15, 1973
2.	+20	Pepperdine	Mar. 19, 1992

#### MOST ASSISTS

RK	A	OPPONENT	DATE
1.	21	Maryland	Mar. 21, 2009
21		Boston College	Mar. 21, 1985
21		Oral Roberts	Mar. 15, 1984

#### MOST BLOCKED SHOTS

RK	B	OPPONENT	DATE
1.	12	Saint Mary's	Mar. 21, 2013
2.	11	Mississippi State**	Mar. 23, 2008
3.	10	Houston	Mar. 21, 1984

#### MOST STEALS

RK	STL	OPPONENT	DATE
1.	14	Cal State Northridge	Mar. 19, 2009
2.	12	4 times; most recent vs Drexel	Mar. 14, 1996

#### MOST FOULS

RK	F	OPPONENT	DATE
1.	29	Pepperdine	Mar. 13, 1976
29		UCLA	Mar. 25, 2006



**ROBURT SALLIE**

### INDIVIDUAL RECORDS

#### MOST POINTS

RK	PTS	NAME	DATE
1.	35	Roburt Sallie vs CS Northridge	Mar. 19, 2009
2.	34	Larry Kenon vs South Carolina	Mar. 15, 1973
3.	33	Tyreke Evans vs Missouri	Mar. 26, 2009

#### FIELD GOALS MADE

RK	FGS	NAME	DATE
1.	16	Larry Kenon vs South Carolina	Mar. 15, 1973
2.	14	Larry Kenon vs Providence	Mar. 24, 1973

#### FIELD GOAL ATTEMPTS

RK	FGS	NAME	DATE
1.	30	Larry Kenon vs South Carolina	Mar. 15, 1973
2.	27	Larry Kenon vs Providence	Mar. 24, 1973

#### 3-PT FIELD GOALS MADE

RK	FGS	NAME	DATE
1.	10	Roburt Sallie vs CS Northridge	Mar. 19, 2009
2.	6	Rodney Carney vs South Carolina	Mar. 19, 2004

#### 3-PT FIELD GOAL ATTEMPTS

RK	FGS	NAME	DATE
1.	15	Roburt Sallie vs CS Northridge	Mar. 19, 2009
2.	14	Anfernee Hardaway vs Ga. Tech	Mar. 27, 1992

#### REBOUNDS

RK	RBS	NAME	DATE
1.	22	Larry Kenon vs Providence	Mar. 24, 1973
2.	20	Larry Kenon vs South Carolina	Mar. 15, 1973

#### ASSISTS

RK	A	NAME	DATE
1.	12	Andre Turner vs Oklahoma	Mar. 23, 1985
2.	11	Antonio Anderson vs Maryland	Mar. 21, 2009
3.	10	Andre Turner vs LSU	Mar. 15, 1986

#### FREE THROWS MADE

RK	FT	NAME	DATE
1.	14	Chris Douglas-Roberts vs Texas	Mar. 30, 2008
2.	12	Larry Finch vs Kansas State	Mar. 17, 1973
3.	13	Keith Lee vs Georgetown	Mar. 20, 1983

#### FREE THROW ATTEMPTS

RK	FT	NAME	DATE
1.	17	Chris Douglas-Roberts vs Texas	Mar. 30, 2008
2.	16	Keith Lee vs Georgetown	Mar. 20, 1983

### OPPONENT INDIVIDUAL HIGHS

#### MOST POINTS SCORED

44	Bill Walton (UCLA)	Mar. 25, 1973
34	Marcos Leite (Pepperdine)	Mar. 13, 1976

#### FIELD GOALS MADE

21	Bill Walton (UCLA)	Mar. 25, 1973
15	Ernie DiGregorio (Providence)	Mar. 24, 1973

#### FIELD GOAL ATTEMPTS

36	Ernie DiGregorio (Providence)	Mar. 24, 1973
31	Paul Silas (Creighton)	Mar. 12, 1962

#### 3-PT FIELD GOALS MADE

6	DeJuan Wheat (Louisville)	Mar. 17, 1995
---	---------------------------	---------------

#### 3-PT FIELD GOAL ATTEMPTS

10	A.J. Abrams (Texas)	Mar. 30, 2008
10	DeJuan Wheat (Louisville)	Mar. 17, 1995

#### REBOUNDS

24	Paul Silas (Creighton)	Mar. 12, 1963
----	------------------------	---------------

#### ASSISTS

9	Reid Gettys (Houston)	Mar. 21, 1984
8	Jeremy Smith (Texas-Arlington)	Mar. 21, 2008
7	Matthew Dellavedova (Saint Mary's)	Mar. 21, 2013
7	Drew Neitzel (Michigan State)	Mar. 28, 2008
7	Troy Lewis (Purdue)	Mar. 19, 1988

#### FREE THROWS MADE

12	Darrell Hawkins (Arkansas)	Mar. 21, 1992
11	Leo Lyons (Missouri)	Mar. 26, 2009

#### FREE THROW ATTEMPTS

18	Leo Lyons (Missouri)	Mar. 26, 2009
15	Hakeem Olajuwon (Houston)	Mar. 21, 1984
13	Jessie Arnette (Penn State)	Mar. 8, 1955

\*\* - 2007-08 season vacated by NCAA

MEDIA

COACHING STAFF

PLAYERS

2013-14 REVIEW

RECORDS

HISTORY

87

## NCAA TOURNAMENT BOX SCORES

### MEMPHIS' FIRST NCAA TOURNAMENT WIN

The University of Memphis made the prestigious NCAA Tournament for the first time in 1955, but it was not until 1973 that the Tigers enjoyed their first-ever tourney win.

After compiling a 21-5 regular season mark during the 1972-73 season, the Tigers received a first-round bye and had to face South Carolina. The Gamecocks were led that year by Mike Dunleavy and Alex English. But it was the one-two combination of the Tigers' Larry Kenon and Larry Finch that provided Memphis with its first NCAA victory. Kenon and Finch combined for 59 points to lead the Tigers to a convincing 90-76 win over the Gamecocks in Houston. The Tigers also recorded a phenomenal 60 rebounds, with Kenon leading the way with 20 boards.

Memphis would go on to defeat a Lon Kruger-led Kansas State team in the Midwest Regional Final 92-72 to advance to the Final Four. The Tigers would defeat Providence 98-85, before losing to UCLA 87-66 in the championship game. Pictured at right is Finch who scored 29 points against the Bruins in the 1973 Finals.

### PENN STATE 59 - MEMPHIS 55

MARCH 8, 1955 - LEXINGTON, KY.  
EAST REGION - FIRST ROUND

PENN STATE	FG	FT-A	F	TP
Blocker	3	2-3	3	8
Edwards	2	0-0	1	4
Hoffman	1	0-0	2	2
Arnelle	6	8-13	3	20
Weidenhammer	4	0-0	1	8
Fields	5	7-8	2	17
<b>Totals</b>	<b>21</b>	<b>17-24</b>	<b>12</b>	<b>59</b>
MEMPHIS	FG	FT-A	F	TP
Scott	2	1-2	2	5
Davis	4	4-8	3	12
McClain	2	0-0	0	4
Winn	1	0-0	0	2
Arnold	5	2-6	4	12
Fortner	1	0-1	2	2
Caldwell	8	2-2	1	18
<b>Totals</b>	<b>23</b>	<b>9-19</b>	<b>15</b>	<b>55</b>

Penn State 33 26 — 59  
Memphis 19 36 — 55  
Attendance: 4,500

### OKLAHOMA CITY 97 - MEMPHIS 81

MARCH 13, 1956 - WICHITA, KAN.  
WEST REGION - FIRST ROUND

OKLA. CITY	FG-A	FT-A	RB	F	TP
Griffin	7-11	3-5	3	4	17
Bradshaw	5-9	1-2	8	2	11
Magna	3-8	0-10	3	2	6
Wheeler	0-0	0-0	1	0	0
Lee	5-15	5-8	11	3	15
Juby	2-2	2-2	1	1	6
Jeter	2-5	0-0	0	1	4
Holloway	1-8	9-10	11	4	11
Reed	10-14	7-12	7	5	27
<b>Totals</b>	<b>35-72</b>	<b>27-39</b>	<b>44</b>	<b>24</b>	<b>97</b>
MEMPHIS	FG-A	FT-A	RB	F	TP
Swander	3-13	2-2	6	4	8
Doyle	0-2	2-4	0	1	2
Scott	7-16	9-11	7	5	23
Jones	1-1	0-0	1	3	2
Ballard	1-4	3-9	5	4	5
Fortner	5-12	5-8	7	1	15
Butcher	5-11	0-3	3	1	10
Hays	8-13	0-1	6	4	16
<b>Totals</b>	<b>30-72</b>	<b>21-38</b>	<b>35</b>	<b>23</b>	<b>81</b>

Oklahoma City 33 64 — 97  
Memphis 41 40 — 81  
Attendance: 2,340; Officials: Morrow, Knowles

### CREIGHTON 87 - MEMPHIS 83

MARCH 12, 1962 - DALLAS, TEXAS  
MIDWEST REGION - FIRST ROUND

MEMPHIS	FG-A	FT-A	RB	F	TP
Beckman	7-12	5-6	5	4	19
Neumann	7-16	9-12	8	5	23
Randolph	0-0	2-2	0	1	2
Garber	5-16	3-4	4	3	13
Horton	3-9	2-2	2	3	8
Kirk	5-9	5-6	6	5	15
Parrish	1-9	1-2	4	3	3
Weaver	0-0	0-0	1	0	0
Drewel	0-0	0-1	0	0	0
<b>Totals</b>	<b>28-71</b>	<b>27-34</b>	<b>45</b>	<b>24</b>	<b>83</b>

CREIGHTON	FG-A	FT-A	RB	F	TP
Bakos	7-14	6-8	11	5	20
Millard	2-7	0-1	2	5	4
Officer	3-7	2-2	8	5	8
Silas	11-31	5-10	24	3	27
McManamon	6-9	5-8	2	1	17
Dowling	0-1	0-0	0	0	0
Silvestrial	0-0	0-1	0	0	0
Wagner	4-16	3-5	5	5	11
Jimenes	0-3	0-0	0	1	0
Forehand	0-0	0-0	0	0	0
Swassing	0-0	0-0	2	1	0
<b>Totals</b>	<b>33-88</b>	<b>21-35</b>	<b>84</b>	<b>26</b>	<b>87</b>

Memphis 47 36 — 83  
Creighton 44 43 — 87  
Attendance: 6,500; Officials: Gergens, Ceracino

### MEMPHIS 90 - SOUTH CAROLINA 76

MARCH 15, 1973 - HOUSTON TEXAS  
MIDWEST REGION - REGIONAL SEMIFINALS

MEMPHIS	FG-A	FT-A	RB	F	TP
Laurie	0-1	6-7	1	4	6
Buford	5-7	0-0	10	3	10
Finch	8-17	9-10	1	4	25
Robinson	5-16	1-4	17	2	11
Kenon	16-30	2-6	20	4	34
Liss	0-0	0-0	0	0	0
McKinney	0-0	0-0	1	0	0
Westfall	0-1	0-0	0	0	0
Cook	2-5	0-0	0	1	4
<b>Totals</b>	<b>36-77</b>	<b>18-27</b>	<b>60</b>	<b>19</b>	<b>90</b>

S. CAROLINA	FG-A	FT-A	RB	F	TP
Dunleavy	4-10	4-4	0	3	12
English	9-15	1-1	8	5	19
Winters	5-11	4-4	8	5	14
Traylor	5-12	0-4	6	3	10
Joyce	8-21	2-2	2	2	18
Walsh	0-0	0-0	0	0	0
Mathias	1-1	0-0	1	0	2
Manning	0-0	0-0	4	0	0
Greiner	0-0	0-0	1	0	0
Cox	0-0	1-2	1	0	1
<b>Totals</b>	<b>32-70</b>	<b>12-17</b>	<b>33</b>	<b>22</b>	<b>76</b>

Memphis 39 51 — 90  
S. Carolina 24 52 — 76  
Attendance: 10,060; Officials: Grossman, Hernjak

### MEMPHIS 92 - KANSAS STATE 72

MARCH 17, 1973 - HOUSTON, TEXAS  
MIDWEST REGION - REGIONAL FINAL

MEMPHIS	FG-A	FT-A	RB	F	TP
Laurie	2-4	4-4	3	2	8
Buford	2-5	0-0	3	4	4
Finch	10-16	12-12	2	2	32
Robinson	7-10	0-0	16	3	14
Kenon	7-12	0-0	7	4	14
Tetzlaff	0-1	0-2	2	0	0
Liss	1-1	0-0	0	0	0
Andrews	0-0	0-0	0	1	0
McKinney	0-1	0-0	0	0	0
Westfall	5-6	0-0	6	5	10
Cook	3-6	2-2	3	0	8
Jones	0-0	0-0	0	1	0
<b>Totals</b>	<b>37-62</b>	<b>18-20</b>	<b>47</b>	<b>22</b>	<b>92</b>

KANSAS STATE	FG-A	FT-A	RB	F	TP
Kruger	6-12	3-3	5	3	15
Chipman	1-4	1-2	2	1	3
Williams	2-8	0-0	5	2	4
Kusnyer	8-19	5-10	5	4	21
Mitchell	6-14	0-1	6	3	12
Beard	0-3	1-2	1	1	1
Snider	0-3	0-0	0	2	0
Thurston	2-3	0-2	1	2	4
McVey	4-7	4-4	4	1	12
<b>Totals</b>	<b>29-73</b>	<b>14-24</b>	<b>29</b>	<b>19</b>	<b>72</b>

Memphis 44 48 — 92  
Kansas St. 34 38 — 72  
Attendance: 10,060; Officials: Howell, Moreau

### MEMPHIS 98 - PROVIDENCE 85

MARCH 24, 1973 - ST. LOUIS, MO.  
FINAL FOUR - NATIONAL SEMIFINALS

MEMPHIS	FG-A	FT-A	RB	F	TP
Buford	3-7	0-0	3	2	6
Kenon	14-27	0-4	22	1	28
Robinson	11-17	2-3	16	2	24
Laurie	1-3	2-3	1	4	4
Finch	7-16	7-9	6	4	21
Cook	3-6	2-3	1	2	8
Westfall	2-3	3-4	2	0	7
Jones	0-1	0-0	0	0	0
<b>Totals</b>	<b>41-80</b>	<b>16-26</b>	<b>54</b>	<b>15</b>	<b>98</b>

PROVIDENCE	FG-A	FT-A	RB	F	TP
Crawford	5-12	0-0	15	3	10
Costello	5-5	1-1	8	5	11
Barnes	5-7	2-3	3	4	12
DiGregorio	15-36	2-2	2	4	32
Stacum	6-15	3-3	5	5	15
King	2-6	0-0	1	1	4
Baker	0-0	0-0	1	0	0
Dunphy	0-1	1-2	1	0	1
Bello	0-0	0-0	0	0	0
<b>Totals</b>	<b>38-82</b>	<b>9-11</b>	<b>39</b>	<b>22</b>	<b>85</b>

Memphis 40 58 — 98  
Providence 49 36 — 85  
Attendance: 19,029

### UCLA 87 - MEMPHIS 66

MARCH 26, 1973 - ST. LOUIS, MO.  
FINAL FOUR - NATIONAL CHAMPIONSHIP

UCLA	FG-A	FT-A	RB	F	TP
Wilkes	8-14	0-0	7	2	16
Farmer	1-4	0-0	2	2	2
Walton	21-22	2-5	13	4	44
Lee	1-1	3-3	3	2	5
Hollyfield	4-7	0-0	3	4	8
Curtis	1-4	2-2	3	1	4
Meyers	2-7	0-0	3	1	4
Nater	1-1	0-0	3	2	2
Franklin	1-2	0-1	1	0	2
Carson	0-0	0-0	0	0	0
Webb	0-0	0-0	0	0	0
<b>Totals</b>	<b>40-62</b>	<b>7-11</b>	<b>40</b>	<b>18</b>	<b>87</b>

MEMPHIS	FG-A	FT-A	RB	F	TP
Buford	3-7	1-2	3	1	7
Kenon	8-16	4-4	8	3	20
Robinson	3-6	0-1	7	4	6
Laurie	0-1	0-0	0	0	0
Finch	9-21	11-13	1	2	29
Westfall	0-1	0-0	0	5	0
Cook	1-4	2-2	0	1	4
McKinney	0-0	0-0	0	0	0
Jones	0-0	0-0	0	0	0
Tetzlaff	0-0	0-2	0	1	0
Liss	0-1	0-0	0	0	0
Andrews	0-0	0-0	0	0	0
<b>Totals</b>	<b>24-57</b>	<b>18-24</b>	<b>21</b>	<b>17</b>	<b>66</b>

UCLA 39 48 — 87  
Memphis 39 27 — 66  
Attendance: 19,031; Officials: Howell, Shosid

### PEPPERDINE 87 - MEMPHIS 77

MARCH 13, 1976 - TEMPE, ARIZ.  
WEST REGION - FIRST ROUND

PEPPERDINE	FG-A	FT-A	RB	F	TP
Williams	6-9	2-2	7	2	14
Johnson	3-9	4-8	6	4	10
Leite	12-22	10-11	8	3	34
Skophammer	3-7	2-3	10	4	8
Matson	7-16	5-9	11	3	19
Goorjian	0-1	0-1	0	0	0
Dalimar	1-1	0-0	0	1	2
<b>Totals</b>	<b>32-65</b>	<b>23-34</b>	<b>45</b>	<b>17</b>	<b>87</b>

MEMPHIS	FG-A	FT-A	RB	F	TP
Wright	2-6	0-0	1	3	4
Reed	8-17	0-0	1	3	16
Cook	3-11	7-8	4	4	13
Hillard	4-8	3-4	8	4	11
Washington	2-2	2-2	1	5	6
Gunn	5-8	0-0	4	2	10
Hancock	0-0	3-4	0	0	3
Kilzer	0-0	0-0	0	0	0
Jones	3-6	2-2	4	3	8
Wilson	3-6	0-0	9	5	6
<b>Totals</b>	<b>30-64</b>	<b>17-20</b>	<b>36</b>	<b>29</b>	<b>77</b>

Pepperdine 38 49 — 87  
Memphis 41 36 — 77  
Attendance: 8,159; Officials: Menz, Wooldrige



Memphis coach Gene Bartow and UCLA's John Wooden greet one another prior to their teams 1973 NCAA Final game.

MEDIA

COACHING STAFF

PLAYERS

2013-14 REVIEW

RECORDS

HISTORY

## NCAA TOURNAMENT BOX SCORES

### MEMPHIS 56 - WAKE FOREST 55

MARCH 13, 1982 - CHARLOTTE, N.C.  
EAST REGION - SECOND ROUND

MEMPHIS	FG-A	FT-A	RB	F	TP
Parks	4-7	4-5	5	3	12
Lee	7-9	4-5	8	3	18
Phillips	1-3	2-3	3	2	4
Jackson	4-8	1-1	1	1	9
Haynes	5-7	1-2	1	1	11
McCoy	0-0	0-0	0	0	0
Moore	0-0	0-0	0	0	0
Gipson	1-3	0-1	1	1	2
Albright	0-0	0-0	0	0	0
Battle	0-0	0-0	0	0	0
Price	0-0	0-0	0	0	0
Luckett	0-0	0-0	0	0	0
Taylor	0-1	0-0	0	0	0
<b>Totals</b>	<b>22-38</b>	<b>12-17</b>	<b>21</b>	<b>11</b>	<b>56</b>

WAKE FOREST	FG-A	FT-A	RB	F	TP
Toms	2-2	0-0	1	1	4
Morgan	6-11	1-2	4	4	13
Johnstone	1-3	1-4	0	3	3
Young	3-7	0-0	1	3	6
Helms	4-5	1-2	0	2	9
Davis	0-0	0-0	0	0	0
Rudd	0-0	0-0	0	0	0
Kepley	1-1	0-0	0	0	2
Wallace	0-0	0-0	0	0	0
Charles	1-1	0-0	1	0	2
Garber	1-2	0-0	0	0	2
Teachy	5-8	4-4	7	4	14
<b>Totals</b>	<b>24-40</b>	<b>7-12</b>	<b>15</b>	<b>17</b>	<b>55</b>

Memphis 34 22 — 56  
Wake Forest 38 17 — 55  
Attendance: 11,400; Officials: Kelly, Burroughs, Solomon

### VILLANOVA 70 - MEMPHIS 66 (OT)

MARCH 19, 1982 - RALEIGH, N.C.  
EAST REGION - REGIONAL SEMIFINALS

VILLANOVA	FG-A	FT-A	RB	F	TP
Howard	8-10	0-1	2	4	16
Pinckney	4-8	8-12	10	2	16
Pinone	8-17	3-6	12	3	19
Granger	4-9	2-2	2	4	10
McClain	1-5	0-0	1	4	2
McClain	0-0	0-0	0	0	0
Mulquin	1-2	5-5	1	0	7
Dobbs	0-0	0-0	0	0	0
Sices	0-0	0-0	0	1	0
<b>Totals</b>	<b>26-51</b>	<b>18-26</b>	<b>31</b>	<b>18</b>	<b>70</b>

MEMPHIS	FG-A	FT-A	RB	F	TP
Parks	4-9	2-2	5	4	10
Lee	7-10	0-1	4	5	14
Phillips	5-10	2-4	10	4	12
Jackson	5-15	3-6	5	2	13
Haynes	6-11	1-2	0	3	13
Gipson	1-2	0-0	1	1	2
Taylor	1-2	0-0	3	1	2
<b>Totals</b>	<b>29-59</b>	<b>8-15</b>	<b>31</b>	<b>20</b>	<b>66</b>

Villanova 35 27 8 — 70  
Memphis 31 31 4 — 66  
Attendance: 12,400; Officials: Forte, Rucker, Wortman

### MEMPHIS 66 - GEORGETOWN 57

MARCH 20, 1983 - LOUISVILLE, Ky.  
MIDWEST REGION - SECOND ROUND

MEMPHIS	FG-A	FT-A	RB	F	TP
Parks	3-5	3-4	4	4	9
Lee	8-11	12-16	15	2	28
Phillips	2-2	6-8	11	2	10
Turner	1-5	2-5	1	4	4
Haynes	5-8	3-4	1	5	13
Holmes	0-0	0-0	0	0	0
McCoy	0-0	2-2	1	0	2
<b>Totals</b>	<b>19-31</b>	<b>28-39</b>	<b>37</b>	<b>17</b>	<b>66</b>

GEORGETOWN	FG-A	FT-A	RB	F	TP
Martin	3-4	0-0	5	2	6
Wingate	0-2	0-0	2	1	0
Ewing	8-16	8-8	9	5	24
Smith	1-2	2-3	0	5	4
Jackson	4-14	4-7	0	2	12
Dalton	0-1	0-0	2	2	0
Jones	1-5	0-0	0	3	2
Broadnax	4-10	0-0	1	2	8
Brown	0-0	0-0	1	3	0
Dunn	0-2	1-2	2	3	1
Blue	0-0	0-0	0	0	0
<b>Totals</b>	<b>21-56</b>	<b>15-20</b>	<b>22</b>	<b>28</b>	<b>57</b>

Memphis 30 36 — 66  
Georgetown 25 32 — 57  
Attendance: 14,105; Officials: Rutledge, Paparo, Hinkel

### HOUSTON 70 - MEMPHIS 63

MARCH 25, 1983 - KANSAS CITY, MO.  
MIDWEST REGION - REGIONAL SEMIFINALS

HOUSTON	4-8	0-0	7	5	8
Micheaux	2-6	6-7	7	4	10
Olajuwon	10-14	1-2	6	3	21
Franklin	0-4	4-4	0	0	4
Young	6-12	5-7	5	1	17
Gettys	1-3	0-0	0	2	2
Rose	0-1	0-0	1	0	0
Anders	2-3	0-0	0	1	4
Giles	1-1	0-0	0	0	2
Williams	1-1	0-0	1	1	2
<b>Totals</b>	<b>27-53</b>	<b>16-20</b>	<b>30</b>	<b>17</b>	<b>70</b>

MEMPHIS	FG-A	FT-A	RB	F	TP
Parks	7-12	3-4	5	5	17
Lee	6-15	1-2	8	3	13
Phillips	5-5	3-4	5	1	13
Turner	5-13	0-0	2	2	10
Haynes	4-10	2-4	3	3	10
Holmes	0-1	0-0	0	0	0
<b>Totals</b>	<b>27-56</b>	<b>9-14</b>	<b>27</b>	<b>14</b>	<b>63</b>

Houston 34 36 — 70  
Memphis 34 29 — 63  
Attendance: 17,036; Officials: Weller, Lembo, Turner

### MEMPHIS 92 - ORAL ROBERTS 83

MARCH 15, 1984 - MEMPHIS, TENN.  
MIDWEST REGION - FIRST ROUND

MEMPHIS	FG-A	FT-A	RB	F	TP
Holmes	6-8	6-8	11	1	18
Lee	12-18	2-4	11	4	26
Bedford	9-15	2-3	8	3	20
Haynes	2-13	4-4	2	0	8
Turner	5-6	2-5	1	3	12
Phillips	1-3	0-0	4	0	2
Becton	0-1	0-2	3	1	0
McCoy	0-0	0-0	0	0	0
Albright	1-1	4-4	0	1	6
Bush	0-0	0-0	0	0	0
<b>Totals</b>	<b>36-65</b>	<b>20-30</b>	<b>42</b>	<b>13</b>	<b>92</b>

ORAL ROBERTS	FG-A	FT-A	RB	F	TP
Potter	4-17	1-1	3	3	9
Acres, J.	7-19	2-2	10	5	16
Acres, M.	11-25	6-6	18	4	28
McGee	3-6	0-0	4	1	6
Dorsey	9-12	0-2	4	4	18
Miles	1-4	0-0	1	2	2
Berry	1-2	0-0	1	3	2
Brown	1-1	0-0	0	0	2
Wilson	0-0	0-0	0	0	0
Otiko	0-0	0-0	0	0	0
Givens	0-0	0-0	0	0	0
Harper	0-0	0-0	0	0	0
<b>Totals</b>	<b>37-86</b>	<b>9-11</b>	<b>44</b>	<b>22</b>	<b>83</b>

Memphis 46 46 — 92  
Oral Roberts 34 49 — 83  
Attendance: 11,200; Officials: Didler, Labetch, Stromkowski

### MEMPHIS 66 - PURDUE 48

MARCH 17, 1984 - MEMPHIS, TENN.  
MIDWEST REGION - SECOND ROUND

MEMPHIS	FG-A	FT-A	RB	F	TP
Holmes	4-9	0-3	6	0	8
Lee	11-17	7-7	16	4	29
Bedford	3-5	0-0	8	3	6
Haynes	3-9	1-1	5	0	7
Turner	3-4	4-5	3	3	10
Phillips	1-2	0-0	6	1	2
Becton	0-0	0-0	0	0	0
McCoy	0-0	0-1	1	0	0
Bush	1-2	2-4	3	0	4
Albright	0-0	0-0	0	1	0
Wilfong	0-0	0-0	0	0	0
<b>Totals</b>	<b>26-48</b>	<b>14-21</b>	<b>49</b>	<b>12</b>	<b>66</b>

PURDUE	FG-A	FT-A	RB	F	TP
Atkinson	1-9	0-2	5	4	2
Eifert	0-3	0-0	4	3	0
Rowinski	5-11	4-6	4	1	14
Hall	3-11	2-2	4	4	8
Reid	4-14	4-4	2	2	12
Bullock	1-2	0-4	7	4	2
Clawson	3-13	0-0	1	2	6
Robinson	0-2	0-0	0	0	0
Gadis	2-3	0-0	1	3	4
<b>Totals</b>	<b>19-68</b>	<b>10-18</b>	<b>32</b>	<b>23</b>	<b>48</b>

Memphis 35 31 — 66  
Purdue 22 26 — 48  
Attendance: 11,200; Officials: Vacca, Crowley, Moreau



KEITH LEE

### HOUSTON 78 - MEMPHIS 71

MARCH 21, 1984 - ST. LOUIS, MO.  
MIDWEST REGION - REGIONAL SEMIFINALS

HOUSTON	FG-A	FT-A	RB	F	TP
Winslow	5-7	2-4	12	0	12
Young	5-22	3-5	9	1	13
Olajuwon	9-17	7-15	13	4	25
Franklin	7-13	10-12	2	2	24
Gettys	2-5	0-0	3	3	4
Anderson	0-0	0-0	1	0	0
Anders	0-2	0-0	0	1	0
<b>Totals</b>	<b>28-66</b>	<b>22-36</b>	<b>44</b>	<b>11</b>	<b>78</b>

MEMPHIS	FG-A	FT-A	RB	F	TP
Lee	6-13	3-6	10	5	15
Holmes	4-8	0-0	4	5	8
Bedford	10-12	1-2	4	5	21
Turner	5-8	0-0	3	4	10
Haynes	7-14	1-1	5	0	15
Phillips	1-3	0-0	1	0	2
Becton	0-2	0-0	2	2	0
Albright	0-0	0-0	2	1	0
McCoy	0-1	0-0	2	1	0
Bush	0-0	0-0	1	1	0
<b>Totals</b>	<b>33-61</b>	<b>5-9</b>	<b>33</b>	<b>25</b>	<b>71</b>

Houston 41 37 — 78  
Memphis 40 31 — 71  
Attendance: 20,143; Officials: Forte, Rucker, Higgins

### MEMPHIS 67 - PENN 55

MARCH 15, 1985 - HOUSTON, TEXAS  
MIDWEST REGION - FIRST ROUND

MEMPHIS	FG-A	FT-A	RB	F	TP
Lee	4-8	0-2	3	4	8
Holmes	3-6	2-3	7	2	8
Bedford	5-5	1-4	8	3	11
Turner	8-14	0-0	3	4	16
Askew	6-10	0-0	5	0	12
McCoy	0-0	3-4	2	0	3
Wilfong	0-1	1-2	0	0	1
Boyd	2-6	0-0	3	1	4
Bailey	0-0	2-2	3	1	4
Jensen	0-1	0-0	0	0	0
Becton	1-2	0-0	0	1	2
<b>Totals</b>	<b>29-53</b>	<b>9-17</b>	<b>32</b>	<b>16</b>	<b>67</b>

PENN	FG-A	FT-A	RB	F	TP
Pitts	5-7	2-2	3	4	12
Lefkowitz	2-6	3-4	8	2	7
Bernstein	0-0	0-1	2	4	0
Bromwell	6-11	4-4	2	1	16
Racine	4-5	0-1	1	1	8
Wilson	0-0	0-0	0	0	0
Elzey	2-7	0-0	2	2	4
Maloney	1-1	0-1	3	1	2
Mascioli	3-3	0-0	2	1	6
Arnolite	0-1	0-0	0	1	0
Cohan	0-1	0-0	2	0	0
<b>Totals</b>	<b>23-47</b>	<b>9-13</b>	<b>27</b>	<b>20</b>	<b>55</b>

Memphis 26 41 — 67  
Penn 25 30 — 55  
Attendance: 8,000; Officials: Clark, Rife, Hightower

### MEMPHIS 67 - UAB 66

MARCH 17, 1985 - HOUSTON, TEXAS  
MIDWEST REGION - SECOND ROUND

MEMPHIS	FG-A	FT-A	RB	F	TP
Lee	12-17	4-6	6	5	28
Holmes	2-7	4-4	8	3	8
Bedford	3-12	0-1	8	3	8
Turner	11-17	1-2	0	4	23
Askew	1-3	0-0	5</		

## NCAA TOURNAMENT BOX SCORES

MEDIA  
 COACHING STAFF  
 PLAYERS  
 2013-14 REVIEW  
 RECORDS  
 HISTORY  
 90

### MEMPHIS 63 - OKLAHOMA 61

MARCH 23, 1985 - DALLAS, TEXAS  
MIDWEST REGION - REGIONAL FINAL

MEMPHIS	FG-A	FT-A	RB	F	TP
Lee	9-22	5-5	3	4	23
Holmes	2-4	0-0	2	1	4
Bedford	4-5	4-4	2	4	12
Turner	5-9	2-5	0	3	12
Askew	0-1	1-2	0	1	1
Becton	3-4	1-2	0	2	7
Bailey	1-2	0-0	1	1	2
Boyd	1-2	0-0	0	0	2
<b>Totals</b>	<b>25-49</b>	<b>13-18</b>	<b>32</b>	<b>16</b>	<b>63</b>

OKLAHOMA	FG-A	FT-A	RB	F	TP
Bowie	5-12	0-2	1	2	10
Kennedy	7-15	2-2	2	3	16
Tisdale	5-10	1-1	1	3	11
McCalister	6-12	2-2	0	5	14
Johnson	0-0	0-0	3	0	0
Davis	0-0	0-0	0	3	0
Clark	0-0	0-0	0	0	0
<b>Totals</b>	<b>26-56</b>	<b>9-13</b>	<b>27</b>	<b>19</b>	<b>61</b>

Memphis 33 30 — 63  
 Oklahoma 33 28 — 61  
 Attendance: 17,007; Officials: Vacca, Shea, Armstrong

### VILLANOVA 52 - MEMPHIS 45

MARCH 30, 1985 - LEXINGTON, KY.  
FINAL FOUR - NATIONAL SEMIFINALS

VILLANOVA	FG-A	FT-A	RB	F	TP
Pressley	1-8	1-2	6	3	3
McClain	6-9	7-7	4	4	19
Pinckney	3-7	6-9	9	3	12
Wilbur	0-2	0-0	1	1	0
McLain	2-5	5-5	2	1	9
Plansky	1-1	1-3	0	1	3
Jensen	3-6	0-0	4	0	6
Everson	0-0	0-0	0	0	0
<b>Totals</b>	<b>16-38</b>	<b>20-26</b>	<b>27</b>	<b>13</b>	<b>52</b>

MEMPHIS	FG-A	FT-A	RB	F	TP
Lee	3-9	4-4	7	5	10
Holmes	4-8	0-0	2	5	8
Bedford	4-9	0-0	7	4	8
Turner	5-13	1-2	4	3	11
Askew	1-3	0-1	7	2	2
Wilfong	0-1	0-0	1	1	0
Boyd	0-2	0-0	0	0	0
Bailey	1-1	0-0	0	2	2
Becton	1-4	2-2	5	1	4
<b>Totals</b>	<b>19-50</b>	<b>7-9</b>	<b>33</b>	<b>23</b>	<b>45</b>

Villanova 23 29 — 52  
 Memphis 23 22 — 45  
 Attendance: 23,124; Officials: Clougherty, Dibler, McLunkin

### MEMPHIS 95 - BALL STATE 63

MARCH 13, 1986 - BATON ROUGE, LA.  
SOUTHEAST REGION - FIRST ROUND

MEMPHIS	FG-A	FT-A	RB	F	TP
Holmes	7-9	0-0	4	4	14
Askew	11-17	1-2	8	0	23
Bedford	7-13	2-4	8	4	16
Boyd	5-10	2-2	0	2	12
Turner	1-9	0-0	2	2	2
Wilfong	1-3	2-2	4	1	4
Robinson	1-2	0-0	3	1	2
Moody	1-3	0-0	3	0	2
Douglas	0-2	0-0	0	2	0
Bailey	0-4	10-12	7	3	10
Jensen	0-3	0-0	4	2	0
Alexander	3-3	4-4	2	1	10
<b>Totals</b>	<b>37-78</b>	<b>21-26</b>	<b>49</b>	<b>22</b>	<b>95</b>

BALL STATE	FG-A	FT-A	RB	F	TP
Palombizio	5-22	7-8	14	4	17
Wesley	1-5	1-2	6	4	3
Dziatczak	1-5	0-0	2	3	2
Reed	5-9	2-3	2	2	12
Shelton	5-14	1-1	6	5	11
Smith	2-4	1-2	2	1	5
Eha	0-1	0-0	1	0	0
Kamiak	1-4	0-2	3	1	2
Luedke	2-4	0-0	4	2	4
Hall	0-2	1-2	4	0	1
Whittington	3-4	0-2	2	0	6
<b>Totals</b>	<b>25-74</b>	<b>13-22</b>	<b>52</b>	<b>22</b>	<b>63</b>

Memphis 40 55 — 95  
 Ball State 34 29 — 63  
 Attendance: 13,749; Officials: Borucki, Rucker, McDaniel

### LSU 83 - MEMPHIS 81

MARCH 15, 1986 - BATON ROUGE, LA.  
SOUTHEAST REGION - SECOND ROUND

LSU	FG-A	FT-A	RB	F	TP
Blanton	4-8	3-3	11	1	11
Redden	8-14	7-11	3	3	23
Williams	6-13	7-8	13	4	19
Taylor	9-18	0-0	1	3	18
Wilson	3-10	0-0	3	0	6
Bukumirovich	0-1	2-2	0	1	2
Woodside	0-0	0-0	0	2	0
Brown	1-1	2-4	3	1	4
Vargas	0-0	0-0	0	1	0
<b>Totals</b>	<b>31-65</b>	<b>21-28</b>	<b>35</b>	<b>16</b>	<b>83</b>

MEMPHIS	FG-A	FT-A	RB	F	TP
Askew	5-11	0-0	4	3	10
Holmes	9-17	2-3	9	3	20
Bedford	7-10	1-3	6	4	15
Turner	6-11	0-0	3	2	12
Boyd	5-8	2-2	2	4	12
Wilfong	2-2	2-2	1	1	6
Bailey	1-1	2-2	4	0	4
Alexander	1-2	0-2	3	4	2
<b>Totals</b>	<b>36-62</b>	<b>9-14</b>	<b>33</b>	<b>21</b>	<b>81</b>

Memphis 47 34 — 81  
 LSU 41 42 — 83  
 Attendance: 13,749; Officials: Bain, Shea, Fincken

### MEMPHIS 76 - BAYLOR 60

MARCH 17, 1988 - SOUTH BEND, IND.  
MIDWEST REGION - FIRST ROUND

MEMPHIS	FG-A	3P-A	FT-A	RB	F	TP
Douglas	10-17	0-0	2-2	7	2	22
Ballard	1-4	0-0	5-6	5	4	2
Bailey	4-6	0-0	5-6	4	4	13
Boyd	7-17	0-0	6-7	1	3	20
Perry	4-9	0-1	0-0	4	2	8
Gibson	1-2	0-0	4-4	0	0	6
McLaughlin	0-2	0-0	0-0	2	4	0
Young	0-1	0-0	0-0	2	1	0
Mundt	2-3	0-0	0-0	5	1	4
<b>Totals</b>	<b>29-61</b>	<b>0-1</b>	<b>17-19</b>	<b>37</b>	<b>21</b>	<b>75</b>

BAYLOR	FG-A	3P-A	FT-A	RB	F	TP
Williams, F.	2-3	0-0	0-0	1	1	4
McLemore	0-1	0-0	0-0	1	2	0
Middleton	10-14	0-0	2-5	8	2	22
Hobbs	4-9	0-1	2-2	1	1	10
Williams, M.	4-11	1-4	4-6	3	3	13
Brown	0-0	0-0	0-0	2	0	0
Lindsey	1-1	1-1	2-2	0	5	5
Jones	1-3	0-0	0-0	3	2	2
Hunt	0-1	0-0	0-0	0	3	0
Francis	2-4	0-0	0-0	1	2	4
<b>Totals</b>	<b>24-47</b>	<b>2-6</b>	<b>10-15</b>	<b>21</b>	<b>20</b>	<b>60</b>

Memphis 33 42 — 75  
 Baylor 30 30 — 60  
 Attendance: 10,760; Officials: Birk, Shapiro, Maracich

### PURDUE 100 - MEMPHIS 73

MARCH 19, 1988 - SOUTH BEND, IND.  
MIDWEST REGION - SECOND ROUND

MEMPHIS	FG-A	3P-A	FT-A	RB	F	TP
Douglas	2-5	0-1	2-3	7	2	6
Ballard	1-1	0-0	0-0	1	5	2
Bailey	1-6	0-0	0-0	3	4	2
Boyd	6-12	0-1	6-7	3	2	18
Perry	2-8	0-4	0-0	1	1	4
Gibson	2-10	2-6	1-2	4	1	7
McLaughlin	4-10	4-8	2-2	2	2	14
McClain	3-5	1-2	0-0	2	3	7
Young	0-2	0-0	0-0	3	2	0
Mundt	6-12	0-0	1-1	3	4	13
<b>Totals</b>	<b>27-71</b>	<b>7-22</b>	<b>12-15</b>	<b>33</b>	<b>26</b>	<b>73</b>

PURDUE	FG-A	3P-A	FT-A	RB	F	TP
Jones	2-4	0-0	2-6	8	0	6
Mitchell	4-9	0-0	7-7	5	2	15
McCants	7-13	0-0	6-9	7	4	20
Stephens	4-9	1-5	0-0	4	4	9
Lewis	8-13	4-8	2-3	5	4	22
Reid	0-1	0-1	0-0	0	0	0
Berning	1-3	0-0	1-1	3	2	3
Jones	4-6	0-0	2-2	4	0	10
Brugos	1-1	0-0	0-0	0	0	2
Scheffler	4-6	0-0	5-5	6	1	13
<b>Totals</b>	<b>35-65</b>	<b>5-14</b>	<b>25-34</b>	<b>47</b>	<b>17</b>	<b>100</b>

Purdue 38 62 — 100  
 Memphis 33 40 — 73  
 Attendance: 10,760; Officials: Forte, Burch, Mayfield

### DEPAUL 66 - MEMPHIS 63

MARCH 16, 1989 - BOISE, IDAHO  
WEST REGION - FIRST ROUND

MEMPHIS	FG-A	3P-A	FT-A	RB	F	TP
Gibson	4-12	0-3	1-3	2	4	9
McLaughlin	2-5	0-3	0-0	1	2	4
Madlock	1-2	0-0	0-0	0	2	2
Smith	4-8	0-0	1-2	5	1	9
Perry	4-13	1-2	6-8	5	2	15
Douglas	7-12	0-0	2-2	5	2	16
Ballard	1-1	0-0	0-0	2	4	2
Mundt	2-6	0-0	2-2	2	4	6
<b>Totals</b>	<b>25-59</b>	<b>1-8</b>	<b>12-17</b>	<b>23</b>	<b>21</b>	<b>63</b>

DEPAUL	FG-A	3P-A	FT-A	RB	F	TP
Murphy	3-6	1-2	0-1	1	2	7
Greene	4-7	2-3	4-6	4	4	14
Foster	0-4	0-0	0-0	2	1	0
Howard	1-1	0-0	0-0	0	2	2
Brundy	8-15	0-0	4-4	15	3	20
Booth	5-12	0-0	7-7	5	2	17
Price	0-0	0-0	0-0	4	2	0
Hamby	3-3	0-0	0-0	4	3	6
<b>Totals</b>	<b>24-48</b>	<b>3-5</b>	<b>15-18</b>	<b>38</b>	<b>19</b>	<b>66</b>

DePaul 36 30 — 66  
 Memphis 30 33 — 63  
 Attendance: 12,241; Officials: Higgins, Scott, Bell

### MEMPHIS 80 - PEPPERDINE 70

MARCH 19, 1992 - MILWAUKEE, WIS.  
MIDWEST REGION - FIRST ROUND

PEPPERDINE	FG-A	3P-A	FT-A	RB	F	TP
Jones	6-10	0-0	1-2	6	2	13
Lear	2-7	0-0	3-6	2	3	7
Jenson	3-5	0-0	3-3	2	2	9
Lopez	3-8	1-6	0-0	2	3	7
Christie	8-17	1-5	6-10	7	4	23
Guild	3-6	2-4	1-1	2	3	9
Welch	0-2	0-0	0-0	1	0	0
Noether	1-3	0-0	0-0	1	2	2
<b>Totals</b>	<b>26-58</b>	<b>4-15</b>	<b>14-22</b>	<b>24</b>	<b>19</b>	<b>70</b>

MEMPHIS	FG-A	3P-A	FT-A	RB	F	TP
Hardaway	8-15	3-5	2-4	8	3	21
Vaughn	3-9	0-0	2-2	5	2	8
Douglas	3-8	0-0	1-1	2	3	7
Madlock	3-9	0-0	9-10	7	1	15
Smith, B.	7-13	3-4	2-2	5	4	19
Duncan	2-2	0-0	0-0	4	2	4
Nolan	0-0	0-0	0-0	0	0	0
Smith, E.	1-2	0-0	2-2	4	1	4
Allen	0-1	0-0	2-2	7	2	2
<b>Totals</b>	<b>27-59</b>	<b>6-9</b>	<b>20-23</b>	<b>44</b>	<b>18</b>	<b>80</b>

Memphis 41 39 — 80  
 Pepperdine 28 42 — 70  
 Attendance: 18,250; Officials: Paparo, Gordon, Stigliano

### MEMPHIS 82 - ARKANSAS 80

MARCH 21, 1992 - MILWAUKEE, WIS.  
MIDWEST REGION - SECOND ROUND

MEMPHIS	FG-A	3P-A	FT-A	RB	F	TP
Hardaway	4-9	3-4	3-5	6	5	14
Vaughn	11-15	0-0	4-5	8	2	26
Douglas	5-8	0-0	2-2	6	2	12
Madlock	1-6	0-0	5-8			

# MEMPHIS BASKETBALL

## NCAA TOURNAMENT BOX SCORES



**MINGO JOHNSON**

### WESTERN KENTUCKY 55 - MEMPHIS 52

MARCH 18, 1993 - ORLANDO, FLA.  
SOUTHEAST REGION - FIRST ROUND

MEMPHIS	FG-A	3P-A	FT-A	RB	A	F	TP
Hardaway	8-21	0-5	1-3	5	3	2	17
Allen	3-7	0-0	2-2	9	1	3	8
Douglas	6-14	0-0	2-6	9	0	4	14
Smith	3-7	0-2	0-0	1	2	4	6
Coles	1-3	1-2	1-2	2	4	2	4
Mitchell	0-0	0-0	0-0	1	1	0	0
Newsom	1-4	1-2	0-2	1	0	3	2
Horne	0-1	0-0	0-0	2	0	0	0
<b>Totals</b>	<b>22-57</b>	<b>2-11</b>	<b>6-15</b>	<b>33</b>	<b>11</b>	<b>18</b>	<b>52</b>

WESTERN KY. FG-A 3P-A FT-A RB A F TP  
Mee 2-13 1-7 5-7 7 4 3 10  
Brown 4-9 0-0 0-0 2 0 2 8  
Hall 2-5 0-0 1-5 7 0 4 5  
Bell 6-14 2-8 4-4 9 4 1 18  
Horn 3-6 0-1 0-0 5 3 2 6  
Fralix 1-2 0-1 0-0 1 0 0 2  
Robinson 0-0 0-0 0-1 2 1 0 0  
Bunton 3-6 0-0 0-2 8 1 3 6  
Flowers 0-0 0-0 0-0 0 0 0 0  
**Totals** **21-55** **3-17** **10-19** **47** **13** **15** **55**

Memphis 28 24 — 52  
W. Kentucky 24 31 — 55  
Attendance: 14,196; Officials: Edsall, Donato, Pugh

### ARKANSAS 96 - MEMPHIS 91 (OT)

MARCH 24, 1995 - KANSAS CITY, MO.  
MIDWEST REGION - REGIONAL SEMIFINALS

MEMPHIS	FG-A	3P-A	FT-A	RB	A	F	TP
Wilson	5-7	0-0	1-1	7	1	2	11
Henderson	5-17	2-6	2-2	6	2	3	14
Wright	6-11	0-0	0-1	14	2	4	12
Garner	2-4	1-1	0-1	5	8	5	5
Johnson	10-18	5-9	7-10	2	5	4	32
Vaughn	2-7	0-0	3-5	9	0	2	7
Wimmer	3-7	1-5	0-0	1	1	3	7
Newsom	0-3	0-1	0-0	2	0	1	0
Mitchell	0-0	0-0	0-0	0	0	0	0
Nolan	1-1	1-1	0-0	0	0	0	3
<b>Totals</b>	<b>34-75</b>	<b>10-23</b>	<b>13-20</b>	<b>48</b>	<b>19</b>	<b>24</b>	<b>91</b>

ARKANSAS FG-A 3P-A FT-A RB A F TP  
Thurman 5-12 4-5 3-4 2 4 2 17  
Williamson 10-16 0-0 7-9 13 3 4 27  
Martin 1-2 0-1 0-0 3 1 0 2  
McDaniel 2-6 1-5 2-4 4 3 4 7  
Beck 2-5 2-2 2-4 5 4 4 8  
Dillard 6-12 4-8 3-4 4 0 1 19  
Stewart 2-6 0-3 2-4 5 3 2 6  
Rimac 1-3 1-3 0-0 2 1 0 3  
Wilson 2-5 0-0 3-6 3 0 1 7  
Robinson 0-1 0-0 0-0 0 0 2 0  
Garrett 0-0 0-0 0-0 0 0 0 0  
**Totals** **31-68** **12-27** **22-35** **44** **19** **20** **96**

Memphis 34 49 8 — 91  
Arkansas 43 40 13 — 96  
Attendance: 16,153; Officials: Burr, Rose, Hall

### ARIZONA STATE 84 - MEMPHIS 71

MARCH 20, 2003 - OKLAHOMA CITY, OKLA.  
WEST REGION - FIRST ROUND

ARIZONA STATE	FG-A	3P-A	FT-A	RB	A	F	TP
Diogu	9-11	2-2	2-2	5	1	5	22
Redhage	6-13	2-4	4-4	5	2	3	18
Smith	4-7	0-0	1-2	4	1	5	9
Dodd	3-5	0-1	0-0	2	1	3	6
Millage	6-15	1-4	4-6	11	9	1	17
Braxton	2-2	1-1	0-0	2	1	0	5
Crandall	0-1	0-1	1-2	0	0	0	1
Knight	1-4	0-1	4-6	6	1	3	6
Hill	0-1	0-0	0-0	1	0	0	0
Osborne	0-0	0-0	0-0	1	0	1	0
<b>Totals</b>	<b>31-59</b>	<b>6-14</b>	<b>16-22</b>	<b>37</b>	<b>18</b>	<b>19</b>	<b>84</b>

MEMPHIS FG-A 3P-A FT-A RB A F TP  
Carney 2-8 2-5 2-2 5 2 3 8  
Erwin 0-2 0-0 0-0 2 0 1 0  
Massie 8-14 0-1 4-8 13 1 0 20  
Burks 3-11 1-2 2-4 0 5 5 15  
Rice 6-8 2-6 0-0 0 0 2 8  
Hunt 1-7 1-6 0-0 6 2 4 3  
Richmond 1-5 0-0 0-0 4 0 1 2  
Grice 2-8 1-7 2-2 3 1 0 7  
Barron 2-6 0-1 4-5 7 0 2 8  
Root 0-0 0-0 0-0 0 0 0 0  
**Totals** **25-69** **7-28** **14-21** **42** **11** **18** **71**

Memphis 33 38 — 71  
Arizona St. 32 52 — 84  
Attendance: 18,462; Officials: Cahill, Luckie, Maxwell

### MEMPHIS 83 - GEORGIA TECH 79 (OT)

MARCH 27, 1992 - KANSAS CITY, MO.  
MIDWEST REGION - REGIONAL SEMIFINALS

GEORGIA TECH	FG-A	3P-A	FT-A	RB	A	F	TP
Mackey	4-10	0-0	5-6	10	3	13	
Forrest	8-13	0-0	0-0	11	2	16	
Geiger	2-4	0-0	1-2	3	5	5	
Best	5-14	1-5	2-3	0	4	13	
Barry	10-21	2-9	7-8	7	3	29	
Hill	1-3	0-0	1-1	3	1	3	
<b>Totals</b>	<b>30-65</b>	<b>3-14</b>	<b>16-20</b>	<b>41</b>	<b>19</b>	<b>79</b>	

MEMPHIS FG-A 3P-A FT-A RB A F TP  
Hardaway 6-19 5-14 7-12 4 3 24  
Vaughn 4-12 0-0 0-1 8 2 8  
Douglas 7-13 0-0 2-2 5 3 16  
Madlock 2-2 0-0 6-6 5 1 10  
Smith, B. 6-11 1-3 2-2 2 2 15  
Duncan 0-0 0-0 0-0 1 3 0  
Nolan 0-2 0-2 0-0 0 1 0  
Smith, E. 4-6 0-2 0-0 2 1 8  
Allen 1-1 0-0 0-0 1 2 2  
**Totals** **30-66** **6-21** **17-23** **35** **18** **83**

Ga. Tech 42 32 5 — 79  
Memphis 36 38 9 — 83  
Attendance: 14,388; Officials: Burr, Garibaldi, Reynolds

### MEMPHIS 77 - LOUISVILLE 56

MARCH 17, 1995 - AUSTIN, TEXAS  
MIDWEST REGION - FIRST ROUND

LOUISVILLE	FG-A	3P-A	FT-A	RB	A	F	TP
Kiser	3-8	3-7	0-0	1	1	5	9
Osborne	1-8	1-6	2-2	5	2	2	5
Walker	3-9	0-0	0-0	6	2	3	6
Wheat	10-19	6-10	2-3	6	1	28	
Rogers	0-2	0-2	1-2	1	1	2	1
Johnson	1-4	0-1	0-0	4	0	2	2
Sims	0-1	0-1	1-2	1	1	1	1
Smith	1-2	0-0	0-0	2	0	4	2
Dantzier	0-3	0-3	0-0	0	1	0	0
Flynn	0-1	0-1	0-0	0	0	0	0
Farmer	1-1	0-0	0-0	2	0	0	2
<b>Totals</b>	<b>20-58</b>	<b>10-31</b>	<b>6-9</b>	<b>30</b>	<b>9</b>	<b>20</b>	<b>56</b>

MEMPHIS FG-A 3P-A FT-A RB A F TP  
Henderson 2-6 0-1 4-5 4 2 2 8  
Wilson 5-6 0-0 1-3 6 1 3 11  
Wright 7-9 0-0 2-3 6 0 0 16  
Johnson 1-6 0-4 4-6 2 4 1 6  
Garner 4-4 0-0 3-5 3 3 0 11  
Wimmer 2-4 1-2 0-0 1 0 3 5  
Vaughn 5-12 0-1 4-5 9 0 2 14  
Mitchell 1-2 1-2 0-0 0 0 1 3  
Newsom 1-5 1-3 0-0 1 0 0 3  
Fox 0-0 0-0 0-0 0 0 1 0  
Smith 0-0 0-0 0-0 0 0 0 0  
Forrest 0-0 0-0 0-0 0 0 0 0  
**Totals** **28-54** **3-13** **18-27** **38** **10** **13** **77**

Memphis 38 39 — 77  
Louisville 29 27 — 56  
Attendance: 15,375; Officials: Higgins, Edsall, Richardson

### CINCINNATI 88 - MEMPHIS 57

MARCH 29, 1992 - KANSAS CITY, MO.  
MIDWEST REGION - REGIONAL FINAL

MEMPHIS	FG-A	3P-A	FT-A	RB	A	F	TP
Hardaway	4-9	3-7	1-2	4	5	12	
Vaughn	3-7	0-0	3-6	2	3	9	
Douglas	2-4	0-0	0-2	4	0	4	
Madlock	2-5	0-1	1-3	2	4	5	
Smith, B.	5-17	1-7	0-0	1	1	11	
Scott	0-0	1-4	0-0	1	0	0	
Mitchell	0-1	0-0	0-0	0	0	0	
Duncan	3-5	0-1	0-0	3	2	6	
Haynes	0-0	0-0	0-0	0	0	0	
Nolan	0-1	0-1	0-0	0	1	0	
Smith, E.	1-6	0-0	5-6	2	4	8	
Allen	0-0	0-0	2-2	4	2	2	
Young	0-1	0-0	0-0	0	1	0	
Mundt	0-0	0-0	0-0	1	0	0	
<b>Totals</b>	<b>20-56</b>	<b>5-21</b>	<b>12-21</b>	<b>29</b>	<b>23</b>	<b>57</b>	

CINCINNATI FG-A 3P-A FT-A RB A F TP  
Nelson 2-4 0-0 2-2 4 0 6  
Jones 9-13 1-3 4-4 13 1 23  
Blount 5-8 0-0 3-5 4 3 13  
Buford 4-7 1-3 6-6 2 2 15  
Van Exel 8-11 4-5 2-4 5 1 22  
Martin 3-4 0-0 2-3 5 4 8  
Gibson 0-1 0-0 0-0 0 1 0  
Ward 0-0 0-0 1-2 1 0 1  
Reicheneker 0-1 0-1 0-0 1 0 0  
Scott 0-1 0-0 0-0 0 3 0  
Jackson 0-2 0-0 0-0 0 0 0  
**Totals** **31-52** **6-12** **20-26** **36** **15** **88**

Cincinnati 46 42 — 88  
Memphis 36 21 — 57  
Attendance: 14,850; Officials: Valentine, Monje, Koskinen

### DREXEL 75 - MEMPHIS 63

MARCH 14, 1996 - ALBUQUERQUE, N.M.  
WEST REGION - FIRST ROUND

DREXEL	FG-A	3P-A	FT-A	RB	A	F	TP
Myers	4-9	3-7	4-7	2	5	1	15
Guitarr	4-7	2-3	0-0	5	2	4	10
Rose	8-12	0-0	5-6	15	3	2	21
DeRocckis	4-8	3-5	3-4	0	4	0	14
Overby	1-8	0-2	8-9	5	3	2	10
Gaffney	0-0	0-0	0-0	1	0	0	0
Neisler	0-0	0-0	0-0	1	1	0	0
Frey	2-2	1-1	0-0	2	0	3	5
Hudgins	0-0	0-0	0-0	2	0	1	0
Riley	0-0	0-0	0-0	0	0	0	0
Fischer	0-0	0-0	0-0	0	0	0	0
<b>Totals</b>	<b>23-46</b>	<b>9-18</b>	<b>20-26</b>	<b>35</b>	<b>13</b>	<b>18</b>	<b>75</b>

MEMPHIS FG-A 3P-A FT-A RB A F TP  
Wilson 5-8 0-0 0-0 5 1 2 10  
Henderson 4-8 1-2 0-0 1 0 4 9  
Wright 8-17 0-0 0-0 10 3 4 16  
Johnson 2-9 1-5 0-0 3 3 2 5  
Garner 2-11 1-6 0-0 3 2 4 5  
Gales 3-5 2-2 2-3 3 2 2 10  
Smith 0-0 0-0 0-0 0 1 0 0  
Hopson 2-3 0-0 1-2 2 0 1 5  
Newman 0-2 0-0 0-0 6 1 1 0  
Newsom 1-3 0-2 1-2 2 0 1 3  
Finch Jr. 0-2 0-2 0-0 0 0 0 0  
**Totals** **27-68** **5-19** **4-7** **34** **14** **21** **63**

Drexel 40 35 — 75  
Memphis 30 33 — 63  
Attendance: 14,762; Officials: Rose, Gray, Wulkow

### MEMPHIS 59 - SOUTH CAROLINA 43

MARCH 19, 2004 - KANSAS CITY, MO.  
EAST RUTHERFORD REGION - FIRST ROUND

S. CAROLINA	FG-A	3P-A	FT-A	RB	A	F	TP
Powell	4-9	1-2	2-2	3	0	2	11
Brown	2-6	0-2	2-4	1	1	2	6
Kinsey	4-8	0-1	1-2	1	1	1	9
Boynton	0-2	0-2	0-0	4	1	3	0
Gonner	1-8	0-2	3-4	1	1	0	5
Kelley	2-4	0-1	2-2	7	3	1	6
Howell	0-0	0-0	0-0	1	0	0	0
Everett	0-0	0-0	0-0	0	0	0	0
Land	0-1	0-1	0-0	0	0	0	0
Wallace	1-2	1-2	0-0	1	0	2	3
Balkman	1-2	0-0	1-2	2	2	3	3
Chappell	0-0	0-0	0-0	0	0	0	0
<b>Totals</b>	<b>15-42</b>	<b>2-13</b>	<b>11-16</b>	<b>25</b>	<b>9</b>	<b>14</b>	<b>43</b>

MEMPHIS FG-A 3P-A FT-A RB A F TP  
Carney 10-17 6-12 0-0 10 1 0 26  
Banks 2-10 0-3 2-2 2 2 3 6  
Barclay 2-5 0-0 0-1 5 1 2 4  
Burks 3-12 0-4 1-2 4 7 0 7  
Rice 4-12 3-8 1-2 8 4 1 12  
Avery 0-1 0-0 0-0 0 0 0 0  
Erwin 0-0 0-0 0-0 0 0 5 0  
Green 0-0 0-0 0-0 1 0 0 0  
Lopez 2-2 0-0 0-0 2 1 4 4  
Diarra 0-0 0-0 0-0 0 0 0 0  
**Totals** **23-59** **9-27** **4-7** **36** **16** **15** **59**

S. Carolina 18 25 — 43  
Memphis 30 29 — 59  
Attendance: 15,260; Officials: Haney, Kersey, Vinovich



**RODNEY CARNEY**

MEDIA

COACHING STAFF

PLAYERS

2013-14 REVIEW

RECORDS

HISTORY

91

## NCAA TOURNAMENT BOX SCORES

### OKLAHOMA STATE 70 - MEMPHIS 53

MARCH 21, 2004 - KANSAS CITY, MO.  
EAST RUTHERFORD REGION - SECOND ROUND

MEMPHIS	FG-A	3P-A	FT-A	RB	A	F	TP
Carney	2-8	1-5	3-3	5	1	1	8
Banks	3-11	2-4	3-7	5	0	4	11
Barclay	0-0	0-0	0-0	0	0	0	0
Burks	9-19	3-5	1-4	1	4	3	22
Rice	2-8	0-3	0-0	4	3	3	4
Avery	0-0	0-0	0-0	0	0	0	0
Lopez	0-0	0-0	0-0	0	0	1	0
Diarra	3-3	0-0	0-0	2	0	0	6
<b>Totals</b>	<b>20-50</b>	<b>6-17</b>	<b>7-14</b>	<b>22</b>	<b>9</b>	<b>15</b>	<b>53</b>

OKLAHOMA ST.	FG-A	3P-A	FT-A	RB	A	F	TP
Graham, J.	8-11	3-5	2-6	4	2	1	21
McFarlin	6-8	0-0	1-2	10	3	2	13
Lucas	6-10	1-4	0-0	4	4	5	13
Bobik	3-5	1-2	3-4	4	3	3	10
Allen	4-9	0-1	3-5	4	4	2	11
Graham, S.	0-0	0-0	0-0	0	0	1	0
Weatherspoon	1-3	0-0	0-0	2	1	2	2
Miller	0-0	0-0	0-0	0	0	0	0
Crawford	0-1	0-0	0-0	2	0	3	0
<b>Totals</b>	<b>28-47</b>	<b>5-12</b>	<b>9-17</b>	<b>34</b>	<b>18</b>	<b>16</b>	<b>70</b>

Memphis 19 34 — 53  
Oklahoma St. 41 29 — 70  
Attendance: 17,667; Officials: Donato, Valentine, Haney

### MEMPHIS 90 - ORAL ROBERTS 74

MARCH 17, 2006 - DALLAS, TEXAS  
OAKLAND REGION - FIRST ROUND

ORAL ROBERTS	FG-A	3P-A	FT-A	RB	A	F	TP
Tutt	4-11	2-5	1-2	0	4	2	11
Owens	5-7	0-1	3-5	11	1	3	13
Green	6-14	0-0	7-7	4	3	3	19
Michalec	3-6	0-0	1-2	4	0	2	7
Bluiitt	3-4	3-4	2-2	0	1	3	11
Riouse	4-6	2-4	0-0	1	1	0	10
Ogunoye	0-0	0-0	0-0	0	1	0	0
Vealy	2-3	0-1	1-2	3	2	2	5
Fowles	1-2	0-0	0-0	0	1	2	2
<b>TEAM</b>				<b>1</b>			
<b>Totals</b>	<b>28-53</b>	<b>7-15</b>	<b>15-20</b>	<b>24</b>	<b>14</b>	<b>17</b>	<b>78</b>

MEMPHIS	FG-A	3P-A	FT-A	RB	A	F	TP
Williams, S.	6-9	2-4	0-0	1	3	4	14
Carney	7-14	3-8	2-5	5	0	2	19
Dorsey	2-6	0-0	1-2	4	2	5	5
Anderson	4-4	2-2	0-0	3	2	1	10
Washington	5-7	1-3	3-4	2	6	3	14
Williams, W.	0-0	0-0	0-0	0	0	0	0
Dozier	4-7	0-0	1-2	8	0	2	9
D-Roberts	2-2	0-0	2-2	2	1	1	6
Allen	4-6	3-5	0-1	1	2	0	11
Cooper	3-6	0-0	0-0	5	0	3	6
<b>TEAM</b>				<b>2</b>			
<b>Totals</b>	<b>37-61</b>	<b>11-22</b>	<b>9-16</b>	<b>33</b>	<b>16</b>	<b>21</b>	<b>94</b>

Oral Roberts 39 35 — 74  
Memphis 51 39 — 90  
Attendance: 19,028; Officials: Burr, Cartensen, Clark



Antonio Anderson hit two of the most memorable free throws in Tigers basketball history when he swished home two charity tosses with :03.1 left to lift Memphis to a 65-64 NCAA Tournament Sweet 16 victory over the Texas A&M Aggies in 2007.

### MEMPHIS 72 - BUCKNELL 56

MARCH 19, 2006 - DALLAS, TEXAS  
OAKLAND REGION - SECOND ROUND

BUCKNELL	FG-A	3P-A	FT-A	RB	A	F	TP
Mastropaolo	1-1	0-0	3-4	4	2	1	5
McNaughton	5-9	0-0	5-7	8	3	4	15
Lee	3-11	1-4	4-4	3	2	3	11
Badmus	1-4	0-2	2-3	2	0	3	4
Bettencourt	1-4	1-3	9-9	4	1	4	12
Thomas	1-2	0-0	0-0	1	0	0	2
Brown	3-7	0-0	1-2	3	0	3	7
Griffin	0-1	0-1	0-0	2	0	1	0
Vegotsky	0-1	0-1	0-0	0	0	0	0
Mack	0-1	0-1	0-0	1	0	0	0
Morrison	0-0	0-0	0-0	0	0	0	0
Linthicum	0-0	0-0	0-0	0	0	0	0
V-McClymont	0-0	0-0	0-0	1	0	1	0
<b>TEAM</b>				<b>4</b>			
<b>Totals</b>	<b>15-41</b>	<b>2-12</b>	<b>24-29</b>	<b>33</b>	<b>8</b>	<b>20</b>	<b>56</b>

MEMPHIS	FG-A	3P-A	FT-A	RB	A	F	TP
Williams, S.	3-7	0-1	4-4	3	2	2	10
Carney	3-10	1-5	3-5	4	1	2	10
Dorsey	4-6	0-0	4-6	6	1	4	12
Anderson	5-7	3-5	0-0	0	0	1	13
Washington	1-6	1-2	5-7	1	0	2	8
Wade	0-1	0-0	0-0	0	0	0	0
Williams, W.	0-0	0-0	0-0	0	1	0	0
Dozier	0-1	0-0	0-0	3	1	0	0
D-Roberts	3-4	0-0	3-4	3	1	4	9
McGrady	0-0	0-0	0-0	0	0	0	0
Allen	3-5	2-3	0-0	1	6	3	8
Long	0-0	0-0	0-0	0	0	0	0
Sandridge	0-0	0-0	0-0	0	0	0	0
Cooper	1-1	0-0	0-0	2	2	2	2
<b>TEAM</b>				<b>2</b>			
<b>Totals</b>	<b>23-48</b>	<b>7-16</b>	<b>19-26</b>	<b>25</b>	<b>15</b>	<b>21</b>	<b>72</b>

Bucknell 21 35 — 56  
Memphis 31 41 — 72  
Attendance: 19,251; Officials: Donato, Adams, Pollard

### MEMPHIS 80 - BRADLEY 64

MARCH 23, 2006 - OAKLAND, CALIF.  
OAKLAND REGION - REGIONAL SEMIFINALS

BRADLEY	FG-A	3P-A	FT-A	RB	A	F	TP
Sommerville	4-13	1-4	9-10	8	0	4	18
O'Bryant	3-7	0-0	2-5	14	0	2	8
Bennett	4-13	1-2	0-0	0	0	5	9
Tauai	0-0	0-0	2-4	1	0	0	2
Ruffin	2-5	1-2	2-4	1	4	3	7
Brown	0-1	0-1	0-0	0	0	0	0
Franklin	2-6	2-5	0-0	2	2	1	6
Crouch	0-1	0-1	0-0	0	0	0	0
Andrews	0-1	0-0	0-0	1	0	1	0
Wright	5-13	0-1	4-4	6	0	2	14
Adams	0-0	0-0	0-0	0	0	0	0
<b>TEAM</b>				<b>2</b>			
<b>Totals</b>	<b>20-60</b>	<b>5-16</b>	<b>19-27</b>	<b>35</b>	<b>6</b>	<b>18</b>	<b>64</b>

MEMPHIS	FG-A	3P-A	FT-A	RB	A	F	TP
Williams, S.	4-8	1-2	3-4	8	0	3	12
Carney	7-12	2-5	7-8	4	1	2	23
Dorsey	3-9	0-0	0-2	11	3	3	6
Anderson	3-6	2-4	0-0	5	1	2	8
Washington	8-14	1-3	1-2	3	1	1	18
Wade	1-1	0-0	0-0	1	0	0	2
Williams, W.	0-0	0-0	0-0	0	0	0	0
Dozier	1-2	0-0	0-0	0	0	3	2
D-Roberts	2-3	0-0	0-0	1	0	0	4
McGrady	0-0	0-0	0-0	0	0	0	0
Allen	1-2	0-0	1-2	3	5	3	3
Long	0-0	0-0	0-0	0	0	0	0
Sandridge	0-1	0-0	0-0	0	0	0	0
Cooper	1-2	0-1	0-0	2	0	1	2
<b>TEAM</b>				<b>3</b>			
<b>Totals</b>	<b>31-60</b>	<b>6-15</b>	<b>12-18</b>	<b>41</b>	<b>11</b>	<b>18</b>	<b>80</b>

Bradley 30 34 — 64  
Memphis 35 45 — 80  
Attendance: 19,596; Officials: Hess, Valentine, Kersey

For the first time since 1992, the Tigers advanced to the NCAA Tournament Elite Eight. Memphis, the regional's No. 1 seed, fell to UCLA in contest and finished its thrilling 2005-06 campaign with a then school-record 33 wins (33-4 record).



### UCLA 50 - MEMPHIS 45

MARCH 25, 2006 - OAKLAND, CALIF.  
OAKLAND REGION - REGIONAL FINAL

UCLA	FG-A	3P-A	FT-A	RB	A	F	TP
Bozeman	0-3	0-1	3-4	3	0	3	3
Mbah a Moute	0-4	0-0	2-4	7	1	3	2
Hollins	6-7	0-0	2-11	9	0	4	14
Farmar	1-9	0-2	2-4	3	3	0	4
Afflalo	2-9	2-4	9-10	3	0	1	15
Collison	1-2	0-0	2-3	3	1	1	4
Aboya	2-2	0-0	0-2	2	0	0	4
Mata	2-3	0-0	0-1	6	0	1	4
Roll	0-1	0-1	0-0	0	2	1	0
<b>TEAM</b>				<b>0</b>			
<b>Totals</b>	<b>14-40</b>	<b>2-8</b>	<b>20-39</b>	<b>36</b>	<b>7</b>	<b>14</b>	<b>50</b>

MEMPHIS	FG-A	3P-A	FT-A	RB	A	F	TP
Williams, S.	2-9	1-5	3-6	8	1	4	8
Carney	2-12	1-5	0-0	2	0	4	5
Anderson	1-5	0-3	0-0	2	3	2	2
Dorsey	1-3	0-0	0-0	6	0	5	2
Washington	4-10	0-2	5-6	4	0	2	13
Williams, W.	0-0	0-0	0-0	2	0	1	0
Dozier	3-4	0-0	0-0	8	0	4	6
D-Roberts	3-5	0-0	0-0	6	0	1	6
Hunt	4-13	2-7	6-7	1	0	1	16
Allen	4-8	1-3	1-1	2	4	3	10
Mack	1-3	1-2	0-0	2	0	2	3
Cooper	1-3	0-0	0-0	1	0	3	2
<b>TEAM</b>				<b>2</b>			
<b>Totals</b>	<b>17-54</b>	<b>2-17</b>	<b>9-15</b>	<b>41</b>	<b>5</b>	<b>29</b>	<b>45</b>

UCLA 28 22 — 50  
Memphis 21 24 — 45  
Attendance: 19,689; Officials: Higgins, Lopes, Greenwood

### MEMPHIS 73 - NORTH TEXAS 58

MARCH 16, 2007 - NEW ORLEANS, LA.  
SOUTH REGION - FIRST ROUND

NORTH TEXAS	FG-A	3P-A	FT-A	RB	A	F	TP
Wooden	6-9	0-0	4-4	3	1	4	16
Williams	3-8	0-0	3-4	9	1	3	9
Bell	1-6	0-1	2-4	4	5	5	4
Davis	4-10	2-3	2-3	0	1	4	12
Watson	3-8	2-4	5-6	1	0	4	13
Sturns	1-6	0-1	0-0	5	2	1	2
Young	0-2	0-1	0-0	9	2	2	0
Mangrum	0-0	0-0	0-0	0	0	0	0
Stewart	0-1	0-0	0-0	0	0	1	0
Howerton	1-3	0-0	0-1	1	0	1	2
<b>TEAM</b>				<b>2</b>			
<b>Totals</b>	<b>19-53</b>	<b>4-10</b>	<b>16-22</b>	<b>34</b>	<b>12</b>	<b>25</b>	<b>58</b>

MEMPHIS	FG-A	3P-A	FT-A	RB	A	F	TP
Dozier	4-10	0-2	3-4	7	2	2	11
Dorsey	4-11	0-0	1-5	15	2	4	9
Kemp	0-1	0-1	0-0	2	0	2	0
Anderson	3-4	0-0	0-0	2	0	3	6
D-Roberts	6-11	0-2	4-4	5	2	4	16
Niles	0-1	0-0	0-0	1	0	1	0
Hunt	3-11	1-5	2-2	5	1	0	9
Allen	4-10	2-3	4-6	1	4	2	14
Mack	1-3	1-3	5-6	2	1	1	8
Cooper	0-0	0-0	0-0	0	0	0	0

## NCAA TOURNAMENT BOX SCORES

### OHIO STATE 92 - MEMPHIS 76

MARCH 24, 2007 - SAN ANTONIO, TEXAS  
SOUTH REGION - REGIONAL FINAL

MEMPHIS	FG-A	3P-A	FT-A	RB	A	F	TP
Dozier	3-8	0-0	3-4	11	2	3	9
Dorsey	0-0	0-0	0-2	3	0	4	0
Kemp	4-10	4-5	0-0	1	1	0	12
Anderson	5-14	0-4	0-0	3	4	4	10
D.-Roberts	6-10	0-1	2-4	4	1	5	14
Hunt	6-16	5-11	9-10	4	0	4	26
Allen	0-3	0-0	0-0	3	2	5	0
Mack	1-2	1-1	0-0	0	0	2	3
Cooper	1-2	0-0	0-0	3	0	2	2
TEAM				3			
<b>Totals</b>	<b>26-65</b>	<b>10-22</b>	<b>14-20</b>	<b>35</b>	<b>10</b>	<b>29</b>	<b>76</b>

OHIO STATE	FG-A	3P-A	FT-A	RB	A	F	TP
Harris	0-2	0-0	0-0	0	0	0	0
Oden	7-8	0-0	3-6	9	0	4	17
Conley Jr.	5-11	0-2	9-10	4	2	3	19
Lewis	5-12	2-6	10-10	6	0	1	22
Butler	2-6	2-6	6-6	3	4	2	12
Lighty	2-4	0-0	3-5	6	3	3	7
Cook	2-4	1-3	4-4	3	0	0	9
Terwillinger	1-1	0-0	0-0	0	0	0	2
Hunter	2-3	0-0	0-0	2	0	2	4
TEAM				1			
<b>Totals</b>	<b>26-51</b>	<b>5-17</b>	<b>35-41</b>	<b>34</b>	<b>9</b>	<b>15</b>	<b>92</b>

Memphis 38 38 — 76  
Ohio State 41 51 — 92  
Attendance: 26,260; Officials: Higgins, Gray, Kitts

### MEMPHIS 87 - UT-ARLINGTON 63

MARCH 21, 2008 - LITTLE ROCK, ARK.  
SOUTH REGION - FIRST ROUND\*\*

UT-ARLINGTON	FG-A	3P-A	FT-A	RB	A	F	TP
Guignard	4-12	2-8	0-0	0	3	1	10
Griffin	4-8	0-0	3-9	8	0	4	11
Moffitt	4-5	1-2	0-1	4	1	2	9
Epps	0-3	0-0	0-0	1	1	5	0
Posey	1-6	0-0	2-3	8	1	2	4
Smith	2-6	1-2	0-0	2	8	2	5
Hunter	0-1	0-0	0-0	0	0	0	0
Dewait	0-0	0-0	0-0	0	0	0	0
Parker	2-3	0-0	0-0	2	0	3	4
Vereen	7-11	0-1	6-8	2	2	4	20
TEAM				2			
<b>Totals</b>	<b>24-55</b>	<b>4-13</b>	<b>11-21</b>	<b>29</b>	<b>16</b>	<b>23</b>	<b>63</b>

MEMPHIS	FG-A	3P-A	FT-A	RB	A	F	TP
Dozier	3-6	0-0	6-7	5	1	4	12
Dorsey	1-4	0-0	1-4	9	1	3	3
Anderson	4-9	3-5	6-10	6	5	0	17
D.-Roberts	8-12	1-4	6-7	7	4	1	23
Rose	6-10	2-2	3-4	5	3	3	17
Taggart	0-1	0-1	0-0	4	0	3	0
Kemp	1-3	1-3	0-0	0	0	0	3
Niles	0-0	0-0	0-0	0	0	0	0
Allen	1-4	0-2	0-2	0	3	1	2
Mack	4-5	2-3	0-1	1	1	0	10
McGrady	0-0	0-0	0-0	0	0	0	0
Robinson	0-0	0-0	0-0	0	0	3	0
TEAM				2			
<b>Totals</b>	<b>28-54</b>	<b>9-20</b>	<b>22-35</b>	<b>39</b>	<b>18</b>	<b>18</b>	<b>87</b>

UT-Arlington 31 32 — 63  
Memphis 45 42 — 87  
Attendance: 16,060; Officials: Greenwood, Hampton, Rutecki

### MEMPHIS 77 - MISSISSIPPI ST. 74

MARCH 23, 2008 - LITTLE ROCK, ARK.  
SOUTH REGION - SECOND ROUND\*\*

MISS. STATE	FG-A	3P-A	FT-A	RB	A	F	TP
Hansborough	7-10	3-5	2-2	2	0	4	19
Stewart	1-12	0-6	2-3	5	1	4	4
Rhodes	7-14	0-0	0-1	10	1	3	14
Varnado	2-4	0-0	7-8	2	0	4	11
Gordon	7-16	4-7	3-6	11	5	4	21
Johnson, R.	2-2	1-1	0-0	0	0	0	5
Johnson, B.	0-2	0-0	0-0	1	1	0	0
Turner	0-0	0-0	0-0	0	1	0	0
Bailey	0-0	0-0	0-0	0	0	4	0
TEAM				6			
<b>Totals</b>	<b>26-60</b>	<b>8-19</b>	<b>14-20</b>	<b>37</b>	<b>9</b>	<b>23</b>	<b>74</b>

MEMPHIS	FG-A	3P-A	FT-A	RB	A	F	TP
Dozier	4-10	0-0	1-3	4	1	5	9
Dorsey	6-8	0-0	1-5	12	0	5	13
Anderson	1-5	0-3	2-6	4	4	0	4
D.-Roberts	6-16	0-3	5-7	5	4	2	17
Rose	6-14	1-3	4-9	9	7	0	17
Taggart	0-3	0-1	2-2	7	1	4	2
Kemp	4-5	4-5	0-0	1	1	0	12
Allen	0-1	0-0	0-0	0	1	0	0
Mack	1-1	1-1	0-0	0	0	0	3
Robinson	0-0	0-0	0-0	0	0	0	0
TEAM				3			
<b>Totals</b>	<b>28-63</b>	<b>6-16</b>	<b>15-32</b>	<b>45</b>	<b>19</b>	<b>16</b>	<b>77</b>

Miss. State 27 47 — 74  
Memphis 36 41 — 77  
Attendance: 16,060; Officials: Greenwood, Hillary, Scagliotta

### MEMPHIS 92 - MICHIGAN ST. 74

MARCH 28, 2008 - HOUSTON, TEXAS  
SOUTH REGION - REGIONAL SEMIFINALS\*\*

MICH. STATE	FG-A	3P-A	FT-A	RB	A	F	TP
Morgan	2-6	0-0	3-6	7	2	3	7
Suton	11-14	1-1	0-0	9	0	3	23
Naymick	2-5	0-1	0-0	1	1	1	4
Lucas	3-7	0-1	5-6	1	4	5	11
Neitzel	2-8	2-7	0-0	1	7	3	6
Ibok	0-0	0-0	0-0	2	0	3	0
Allen	8-15	2-8	2-3	4	0	5	20
Walton	0-1	0-0	0-0	0	3	4	0
Summers	1-3	0-0	1-2	0	1	1	3
Dahman	0-0	0-0	0-0	0	0	0	0
Gray	0-0	0-0	0-0	0	0	0	0
TEAM				3			
<b>Totals</b>	<b>29-59</b>	<b>5-18</b>	<b>11-17</b>	<b>28</b>	<b>18</b>	<b>28</b>	<b>74</b>

MEMPHIS	FG-A	3P-A	FT-A	RB	A	F	TP
Dozier	3-7	0-0	3-6	10	0	4	9
Dorsey	3-4	0-0	0-2	4	1	2	6
Anderson	3-10	1-4	3-3	5	2	10	10
D.-Roberts	7-12	0-2	11-12	5	2	2	25
Rose	10-16	1-3	6-7	4	5	1	27
Taggart	2-6	0-1	1-2	4	0	3	5
Kemp	2-2	2-2	2-2	0	1	0	8
Niles	1-1	0-0	0-0	0	0	0	2
Allen	0-1	0-1	0-1	0	0	2	0
Mack	0-0	0-0	0-0	0	0	0	0
TEAM				7			
<b>Totals</b>	<b>31-59</b>	<b>4-13</b>	<b>26-35</b>	<b>39</b>	<b>13</b>	<b>16</b>	<b>92</b>

Michigan St. 20 54 — 74  
Memphis 50 42 — 92  
Attendance: 32,931; Officials: Hess, Smith, O'Neill

### MEMPHIS 85 - TEXAS 67

MARCH 30, 2008 - HOUSTON, TEXAS  
SOUTH REGION - REGIONAL FINAL\*\*

TEXAS	FG-A	3P-A	FT-A	RB	A	F	TP
James	4-12	0-5	0-0	5	3	5	8
Atchley	2-8	1-5	0-0	6	1	4	5
Abrams	6-16	5-10	0-0	5	3	4	17
Augustin	4-18	2-6	6-6	2	3	3	16
Mason	3-8	1-2	0-0	7	3	5	7
Johnson	3-4	0-0	2-2	1	0	2	8
Lewis	1-1	0-0	0-0	0	0	0	2
Wangmene	0-0	0-0	0-0	1	0	0	0
Mooney	0-0	0-0	0-0	0	0	0	2
Pittman	2-2	0-0	1-1	4	0	0	4
Chapman	0-0	0-0	0-0	0	0	0	0
TEAM				5			
<b>Totals</b>	<b>25-69</b>	<b>9-28</b>	<b>8-9</b>	<b>36</b>	<b>13</b>	<b>25</b>	<b>67</b>

MEMPHIS	FG-A	3P-A	FT-A	RB	A	F	TP
Dozier	1-6	0-0	0-0	7	0	5	2
Dorsey	5-7	0-0	1-1	12	0	0	11
Anderson	3-5	2-3	1-2	2	4	1	9
D.-Roberts	5-12	1-3	14-17	3	3	0	25
Rose	7-10	0-1	7-8	6	9	3	21
Taggart	5-7	0-0	2-2	3	0	1	12
Kemp	0-2	0-2	2-2	0	0	1	2
Niles	0-0	0-0	0-0	0	0	1	0
Allen	0-1	0-0	3-4	1	2	0	3
Mack	0-2	0-2	0-0	0	0	1	0
TEAM				5			
<b>Totals</b>	<b>26-52</b>	<b>3-11</b>	<b>30-36</b>	<b>39</b>	<b>18</b>	<b>13</b>	<b>85</b>

Texas 28 39 — 67  
Memphis 39 46 — 85  
Attendance: 32,798; Officials: Kitts, Driscoll, Donato

### MEMPHIS 78 - UCLA 63

APRIL 5, 2008 - SAN ANTONIO, TEXAS  
FINAL FOUR - NATIONAL SEMIFINAL\*\*

UCLA	FG-A	3P-A	FT-A	RB	A	F	TP
Shipp	3-9	2-6	1-3	2	0	3	9
Mbah a Moute	5-13	0-0	2-2	13	0	0	12
Love	4-11	0-2	4-4	9	1	1	12
Westbrook	10-19	2-3	0-0	3	2	4	22
Collison	1-9	0-1	0-0	4	4	5	2
Aboya	1-2	0-0	0-0	1	1	1	2
Keefe	0-1	0-1	4-4	2	0	1	4
Mata-Real	0-0	0-0	0-0	2	0	2	0
TEAM				1			
<b>Totals</b>	<b>24-64</b>	<b>4-13</b>	<b>11-13</b>	<b>36</b>	<b>8</b>	<b>17</b>	<b>63</b>

MEMPHIS	FG-A	3P-A	FT-A	RB	A	F	TP
Dozier	3-7	0-0	0-0	3	0	2	6
Dorsey	0-3	0-0	0-0	15	2	3	0
Anderson	5-11	2-5	0-0	3	3	0	12
D.-Roberts	9-17	1-3	9-11	4	0	2	28
Rose	7-16	0-0	11-12	9	4	4	25
Taggart	3-7	1-2	0-0	7	1	3	7
Kemp	0-1	0-1	0-0	0	0	0	0
Niles	0-0	0-0	0-0	0	0	0	0
Mack	0-2	0-1	0-0	1	0	0	0
TEAM				1			
<b>Totals</b>	<b>27-64</b>	<b>4-12</b>	<b>20-23</b>	<b>43</b>	<b>10</b>	<b>14</b>	<b>78</b>

UCLA 35 28 — 63  
Memphis 38 40 — 78  
Attendance: 43,718; Officials: Hess, Shaw, Collins

### KANSAS 75 - MEMPHIS 68 (OT)

APRIL 7, 2008 - SAN ANTONIO, TEXAS  
FINAL FOUR - NATIONAL CHAMPIONSHIP\*\*

KANSAS	FG-A	3P-A	FT-A	RB	A	F	TP
Arthur	9-13	0-0	2-2	10	1	3	20
Jackson	3-4	0-0	2-2	8	1	1	8
Robinson	1-1	0-0	0-0	4	1	3	2
Chalmers	5-13	2-6	6-6	3	3	3	18
Rush	5-9	0-2	2-3	6	2	3	12
Collins	4-10	1-4	2-2	4	6	3	11
Kaun	2-5	0-0	0-0	2	0	2	4
Aldrich	0-0	0-0	0-0	0	0	0	0
TEAM				2			
<b>Totals</b>							

## NCAA TOURNAMENT BOX SCORES

MEDIA

COACHING STAFF

PLAYERS

2013-14 REVIEW

RECORDS

HISTORY

94

### MEMPHIS 89 - MARYLAND 70

MARCH 21, 2009 - KANSAS CITY, MO.  
WEST REGION - SECOND ROUND

MARYLAND	FG-A	3P-A	FT-A	RB	A	F	TP
Milbourne	4-9	0-0	0-0	2	1	2	8
Neal	3-8	1-4	2-2	4	0	2	9
Mosley	1-3	0-0	5-9	3	0	1	7
Vasquez	8-16	2-4	0-0	3	5	3	18
Bowie	4-10	0-0	3-5	3	1	3	11
Dupree	0-1	0-0	0-0	1	0	0	0
Hayes	4-7	2-4	0-0	1	1	3	10
Soo Kim	0-0	0-0	0-0	0	0	1	0
Tucker	2-5	0-2	1-3	3	1	0	5
Gregory	1-3	0-0	0-0	3	0	2	2
TEAM				4			
<b>Totals</b>	<b>27-62</b>	<b>5-14</b>	<b>11-19</b>	<b>27</b>	<b>9</b>	<b>17</b>	<b>70</b>

MEMPHIS	FG-A	3P-A	FT-A	RB	A	F	TP
Taggart	5-8	0-0	4-6	11	0	2	14
Dozier	7-10	0-1	3-3	8	1	2	17
Anderson	1-2	0-0	0-0	1	1	1	2
Evans	7-13	1-5	4-5	4	5	2	19
Mack	6-11	5-7	0-0	1	1	2	17
Kemp	1-1	1-1	3-4	1	1	0	6
Sallie	4-6	3-4	2-2	3	2	3	13
H.-Niles	0-0	0-0	0-0	1	0	2	0
McGrady	0-0	0-0	0-0	0	0	0	0
Witherspoon	0-2	0-1	1-2	2	0	3	1
Laird	0-0	0-0	0-0	1	0	0	0
TEAM				2			
<b>Totals</b>	<b>31-53</b>	<b>10-19</b>	<b>17-22</b>	<b>35</b>	<b>21</b>	<b>17</b>	<b>89</b>

Maryland 33 37 — 70  
 Memphis 53 36 — 89  
 Attendance: 18,247; Officials: Corbett, Higgins, Self

### MISSOURI 102 - MEMPHIS 91

MARCH 26, 2009 - GLENDALE, ARIZ.  
WEST REGION - REGION SEMIFINAL

MISSOURI	FG-A	3P-A	FT-A	RB	A	F	TP
Carroll	6-11	0-1	5-8	6	6	4	17
Lyons	2-9	0-0	11-18	12	2	5	15
Tiller	10-16	1-2	2-4	4	3	2	23
Taylor	5-7	0-1	4-5	4	1	2	14
Lawrence	4-7	3-6	2-4	3	1	1	13
Paul	0-2	0-1	0-0	1	1	1	0
Demmon	2-3	1-2	0-0	1	0	1	5
Ramsey	0-0	0-0	0-0	0	0	3	0
Bowers	1-1	0-0	0-0	0	1	3	2
Safford	3-3	1-1	0-0	0	0	1	7
English	0-3	0-2	6-6	1	2	1	6
TEAM				5			
<b>Totals</b>	<b>33-62</b>	<b>6-16</b>	<b>30-45</b>	<b>37</b>	<b>17</b>	<b>24</b>	<b>102</b>

MEMPHIS	FG-A	3P-A	FT-A	RB	A	F	TP
Taggart	4-8	0-1	1-2	8	0	5	9
Dozier	8-11	0-0	3-6	16	2	4	19
Anderson	8-13	0-1	2-7	5	5	5	18
Evans	12-25	0-3	9-9	5	4	1	33
Mack	0-7	0-5	0-4	3	2	1	0
Kemp	0-0	0-0	0-0	0	0	0	0
Sallie	3-5	3-5	3-4	0	3	5	12
Witherspoon	0-0	0-0	0-0	1	0	4	0
TEAM				2			
<b>Totals</b>	<b>35-69</b>	<b>3-15</b>	<b>18-32</b>	<b>40</b>	<b>16</b>	<b>26</b>	<b>91</b>

Missouri 49 53 — 102  
 Memphis 36 55 — 91  
 Attendance: 20,101; Officials: Self, Valentine, O'Connell



WILL BARTON

### ARIZONA 77 - MEMPHIS 75

MARCH 18, 2011 - TULSA, OKLA.  
WEST REGION - SECOND ROUND

MEMPHIS	FG-A	3P-A	FT-A	RB	A	F	TP
Black	2-5	0-0	1-1	0	1	4	5
Barton, A.	6-11	3-4	2-3	4	1	1	17
Crawford	2-6	2-5	0-0	2	6	4	6
Carmouche	1-2	0-0	4-4	3	0	4	6
Barton, W.	6-14	0-4	0-0	4	4	3	12
Coleman	4-7	0-0	1-4	11	0	0	9
Jackson	2-3	0-0	6-8	2	2	4	10
Witherspoon	3-5	1-2	3-4	3	2	4	10
Stephens	0-0	0-0	0-0	0	0	0	0
TEAM				4			
<b>Totals</b>	<b>26-53</b>	<b>6-15</b>	<b>17-24</b>	<b>33</b>	<b>16</b>	<b>24</b>	<b>75</b>

ARIZONA	FG-A	3P-A	FT-A	RB	A	F	TP
Williams	6-11	1-1	9-9	10	0	3	22
Perry	0-4	0-1	0-0	4	1	1	0
Hill	3-5	0-1	1-2	5	1	0	7
Jones	5-10	1-2	7-8	2	0	2	18
Fogg	1-5	0-4	2-2	0	2	4	4
Natyazhko	0-0	0-0	0-0	0	1	0	0
Parrom	3-4	1-2	2-3	2	1	5	9
Mayes	2-2	1-1	3-3	1	1	4	8
Lavender	0-3	0-3	0-0	1	1	0	0
Horne	3-6	1-4	2-4	4	3	2	9
TEAM				1			
<b>Totals</b>	<b>23-50</b>	<b>5-19</b>	<b>26-31</b>	<b>29</b>	<b>11</b>	<b>21</b>	<b>77</b>

Memphis 38 37 — 75  
 Arizona 41 36 — 77  
 Attendance: 12,631; Officials: Burr, Janssen, Oglesby

### SAINT LOUIS 61 - MEMPHIS 54

MARCH 16, 2012 - COLUMBUS, OHIO  
WEST REGION - SECOND ROUND

SAINT LOUIS	FG-A	3P-A	FT-A	RB	A	F	TP
Conklin	3-9	0-0	10-11	2	0	3	16
Evans	3-8	0-0	0-2	11	0	1	6
Loe	2-3	1-2	0-0	1	0	4	5
Mitchell	9-14	4-7	0-0	4	1	1	22
McCall Jr.	1-2	0-0	4-4	6	4	0	6
Jett	1-3	0-1	4-4	6	2	0	6
Cassidy	0-0	0-0	0-0	0	0	0	0
Ellis	1-6	0-3	0-0	3	0	2	2
Remekun	1-1	0-0	0-1	0	0	1	2
TEAM				3			
<b>Totals</b>	<b>21-46</b>	<b>5-13</b>	<b>14-18</b>	<b>34</b>	<b>7</b>	<b>12</b>	<b>61</b>

MEMPHIS	FG-A	3P-A	FT-A	RB	A	F	TP
Hall	2-5	0-0	3-5	6	0	1	7
Black	2-2	0-0	0-2	4	0	5	4
Jackson	3-10	0-1	2-4	4	4	3	8
Crawford	1-8	0-5	1-2	5	0	1	3
Barton, W.	6-14	2-4	2-2	4	0	3	16
Barton, A.	0-3	0-1	0-0	0	0	0	0
Witherspoon	3-7	0-3	2-2	2	0	1	8
Stephens	1-1	0-0	0-0	0	0	1	2
Thomas	3-4	0-1	0-0	1	0	2	6
TEAM				3			
<b>Totals</b>	<b>21-54</b>	<b>2-15</b>	<b>10-17</b>	<b>29</b>	<b>4</b>	<b>17</b>	<b>54</b>

Saint Louis 23 38 — 61  
 Memphis 23 31 — 54  
 Attendance: 17,464; Officials: Eades, Valentine, Evans



D.J. STEPHENS

### MEMPHIS 54 - SAINT MARY'S 52

MARCH 21, 2013 - AUBURN HILLS, MICH.  
MIDWEST REGION - SECOND ROUND

SAINT MARY'S	FG-A	3P-A	FT-A	RB	A	F	TP
Waldow	7-11	0-0	3-4	4	0	4	17
Young	4-12	1-1	0-0	9	0	5	9
Dellavedova	3-13	1-4	3-5	3	7	2	10
Giusti	1-1	0-0	2-2	6	1	4	4
Holt	1-10	0-3	0-0	5	0	2	2
Mccoy	0-0	0-0	0-0	0	1	0	0
Rowley	0-0	0-0	0-0	2	0	0	0
Levesque	2-8	0-5	3-3	4	0	2	7
Petrulis	1-2	1-2	0-0	1	0	0	3
Hodgson	0-1	0-0	0-0	1	0	0	0
TEAM				4			
<b>Totals</b>	<b>19-58</b>	<b>3-15</b>	<b>11-14</b>	<b>39</b>	<b>9</b>	<b>19</b>	<b>52</b>

MEMPHIS	FG-A	3P-A	FT-A	RB	A	F	TP
Goodwin	0-1	0-0	0-0	1	0	2	0
Stephens	4-9	0-2	1-2	4	1	2	9
Jackson	5-13	2-3	2-3	6	7	3	14
Thomas	4-11	2-4	2-4	4	0	1	12
Johnson	1-5	0-2	0-0	5	1	4	2
Crawford	1-5	1-4	2-2	7	2	1	5
Black	5-5	0-0	2-7	7	1	5	12
TEAM				1			
<b>Totals</b>	<b>20-49</b>	<b>5-15</b>	<b>9-18</b>	<b>35</b>	<b>12</b>	<b>18</b>	<b>54</b>

Saint Mary's 22 30 — 52  
 Memphis 32 22 — 54  
 Attendance: 18,863; Officials: Ayers, Gladden, Steratore

### MICHIGAN ST. 70 - MEMPHIS 48

MARCH 23, 2013 - AUBURN HILLS, MICH.  
MIDWEST REGION - THIRD ROUND

MEMPHIS	FG-A	3P-A	FT-A	RB	A	F	TP
Goodwin	0-3	0-1	0-0	2	1	1	0
Stephens	1-7	1-2	0-0	6	0	3	3
Jackson	6-13	0-3	0-1	7	3	1	12
Thomas	2-6	0-1	1-2	2	1	2	5
Johnson	5-14	4-11	2-2	4	2	4	16
Barton, A.	0-0	0-0	0-0	0	0	0	0
Black	2-13	0-5	2-3	2	1	3	6
Crawford	3-8	0-0	0-2	2	0	4	6
Wilson	0-0	0-0	0-0	0	0	0	0
TEAM				4			
<b>Totals</b>	<b>19-64</b>	<b>5-23</b>	<b>5-10</b>	<b>29</b>	<b>8</b>	<b>18</b>	<b>48</b>

MICHIGAN ST.	FG-A	3P-A	FT-A	RB	A	F	TP
Payne	7-14	0-3	0-0	10	0	2	14
Nix	5-9	0-0	3-8	8	1	1	13
Appling	1-4	0-2	0-0	1	2	1	2
Harris	6-9	4-7	7-8	3	0	4	23
Dawson	0-3	0-0	1-2	6	4	2	1
Byrd	1-1	0-0	0-0	0	0	0	2
Gauna	0-0	0-0	0-0	1	0	0	0
Costello	1-1	0-0	0-0	2	0	0	2
Bohnhoff	0-0	0-0	0-0	0	0	0	0
Wetzel	0-0	0-0	0-0	0	0	0	0
Trice	1-2	0-1	2-2	3	1	4	4
Chapman	0-0	0-0	0-0	1	0	0	0
Valentine	4-9	0-3	1-2	6	6	0	9
TEAM				8			
<b>Totals</b>	<b>26-52</b>	<b>4-16</b>	<b>14-22</b>	<b>49</b>	<b>14</b>	<b>14</b>	<b>70</b>

Memphis 29 19 — 48  
 Michigan State 32 38 — 70  
 Attendance: 21,723; Officials: Ayers, Roberts, Gladden

### MEMPHIS 71 - GEORGE WASHINGTON 66

MARCH 21, 2014 - RALEIGH, N.C.  
EAST REGION - SECOND ROUND


G. WASHINGTON	FG-A	3P-A	FT-A	RB	A	F	TP
Creek	2-13	2-8	3-5	3	1	2	9
Garino	5-10	0-1	0-1	7	3	2	10
Larsen	7-10	0-0	2-5	4	0	0	16
McDonald	1-6	0-1	5-6	3	3	4	7
Armwood	9-12	0-0	3-5	5	1	4	21
Cartagena	0-0	0-0	0-0	0	0	0	0
Griffin	0-1	0-1					

## RETIRED JERSEYS

Hanging from the rafters in FedExForum are nine Tiger jerseys which symbolize the great success that The University of Memphis basketball has enjoyed over its 93-year history.

The retired jerseys belong to Win Wilfong (#22), John Gunn (#44), Larry Finch (#21), Ronnie Robinson (#33), Keith Lee (#24), Elliot Perry (#34), Anfernee Hardaway (#25), Forest Arnold (#13) and Larry Kenon (#35). Wilfong's was the first jersey the Tigers retired.

Following, in order of induction, are biographies of the nine players whose exploits in the Tiger blue and gray have earned them the distinction of having their jerseys forever hang high above FedExForum.



**# 22**  
**WIN**  
**WILFONG**




The late Win Wilfong, who stands 27th on the University of Memphis' all-time scoring list with 1,203 points, played basketball for the Tigers from 1955-57 and led the Tigers to a 44-13 mark.

Wilfong played under coaches Eugene Lambert and Bob Vanatta and was considered, at the time, the best player in Tigers history. Wilfong, a versatile player, could do it all in his time — score, rebound and handle the basketball. His name is scattered throughout the Tigers record book. For his career, Wilfong averaged 21.5 points and 12.3 rebounds a game. In the 1955-56 season against Union, Wilfong poured in 40 points, which stands as the seventh-most in a single game at Memphis. In fact, Wilfong had 30 or more points in 11 different games during his career.

In the 1956-57 season, which some say was the true arrival of Memphis basketball, Wilfong led the Tigers to their first NIT bid at famed Madison Square Garden. The Tigers opened up with a 77-75 win over Utah in the program's first nationally-televised game. Two nights later, the Tigers upended Manhattan 85-73, and then slipped past St. Bonaventure 80-78 on a last-second shot. In the title game against Bradley, Wilfong scored 31 points and was named MVP. The Tigers, however, lost the game 84-83.

Also in 1957, Wilfong became the Memphis' first All-America first team pick when he was named to the Converse All-America first team. In 1956, he was honored by United Press International as an honorable mention All-America.



**# 44**  
**JOHN**  
**GUNN**




Nicknamed "Big John," the late John Gunn was a valiant young man who won the hearts and genuine admiration of all. He was courageous, competitive and a winner. Gunn played on the Wayne Yates-coached teams from 1974-76.

As a freshman, Gunn averaged 12 points and 10 rebounds a game and played a big factor in Memphis' impressive 20-7 record that included a trip to the NIT. That year, his teammates voted him "Mr. Hustle." As a sophomore, the 6-foot-9 Gunn averaged 10 points and eight rebounds. His career-high game was 25 points as a freshman against Buffalo State, but his best game was against Louisville his sophomore year in the Metro Tournament when he scored 18 points, grabbed 10 rebounds and blocked two shots.

A tragic event then struck the Tigers program at the start of the 1976-77 season. After just three games, Gunn took ill with a rare disease, Stevens-Johnson Syndrome, and was admitted to the hospital. Ten days later on Dec. 21, Gunn was pronounced dead at the age of 21 due to complications of the disease.

Gunn attended Melrose High School, where he played for Coach Verties Sails. His senior year at Melrose, along with Tiger teammates Alvin Wright and James Bradley, the Wildcats were undefeated and won the Tennessee state championship with a 35-0 record. That same year, Gunn was chosen as one of the five best basketball prospects in the nation and was voted the Tennessee Player of the Year.



**# 21**  
**LARRY**  
**FINCH**



When you think of University of Memphis basketball, you immediately think of Larry Finch. The legendary player, assistant coach and former head coach was synonymous with Tigers basketball for 25 years. Finch's jersey was retired on Nov. 30, 1974.

Finch, who competed in over 500 games as a player and coach combined, ranks fourth behind former Tigers stars Keith Lee, Elliot Perry and Rodney Carney on the Memphis all-time scoring list with 1,869 points. Finch was the catalyst in Memphis reaching the NCAA Final Four for the first time in 1973, when the Tigers lost to UCLA and Bill Walton in the national finals. During the 1973 tournament, Finch averaged 26.8 points a game, including 29 against the Bruins.

In Finch's three years at Memphis, the Tigers put together a record of 63-21 and either won or tied for two Missouri Valley Conference championships. He earned honorable mention All-America honors from both the Associated Press and United Press International, and was named to four other All-American teams his senior season, after breaking nine individual Memphis records at the time. Finch also was the Missouri Valley Conference Player of the Year in 1972 and the conference's Newcomer of the Year in 1971.

Finch, who holds the record for most points scored in a game, is still ranked in the top five in over 20 different statistical categories.

MEDIA

COACHING STAFF

PLAYERS

2013-14 REVIEW

RECORDS

HISTORY

95

## RETIRED JERSEYS

MEDIA

COACHING STAFF


PLAYERS

2013-14 REVIEW

RECORDS


HISTORY

96



## # 33

**RONNIE  
ROBINSON**



One of the best rebounders in Tigers history, the late Ronnie "Big Cat" Robinson teamed with Larry Finch to lead Memphis to the 1973 Final Four. Robinson played on the varsity team from 1970-73 under Coach Gene Bartow.

Robinson, a Tigers All-American, came to Memphis from Melrose High School with his life-long friend and teammate Finch. Together, they rewrote the Memphis basketball record book and led the team to its finest moment. In the Tigers' run to the title game against UCLA, Robinson averaged 14.0 rebounds a game and had three double-doubles in the Tigers' four tournament outings. He pulled down 17 boards against South Carolina, 16 versus Kansas State and Providence and seven in the loss to the Bruins.

Robinson was a three-year starter who worked as both a center and forward. He averaged in double figures in both scoring and rebounding throughout his career and still holds the distinction of being the one of only four Tigers to have scored 1,000 points and have 1,000 rebounds.

Against Tulsa in 1971, Robinson scored a career-high 30 points and, ironically, set the school rebounding record in the same game with 28 boards.

Robinson had three other games in his career in which he collected 24 caroms. He was a three-time All-Missouri Valley Conference selection, was named to the Vanderbilt Classic and Sun Bowl All-Tournament teams and received All-America honors (Converse and *Basketball News*) as a senior. Robinson is the school's fifth all-time field goal percentage leader (57.7) and is the fifth all-time leading rebounder with 1,066 boards. As a junior, Robinson finished ninth in the nation in field goal percentage.

Robinson, who stands 32nd on Memphis' all-time scoring list with 1,150 points, was drafted in the fourth round of the NBA Draft by the Phoenix Suns in 1973, but ended up signing with the Memphis Tams of the ABA.



## # 24

**KEITH  
LEE**



Prior to the arrival of Anfernee Hardaway, Keith Lee was considered the best to have ever donned the Blue and Gray. Lee, who gave the Tigers instant success, playing on Memphis teams from 1981-85.


Lee was arguably the most successful Tiger. During his four years, Memphis compiled a 104-24 (.813) record, made four-straight NCAA appearances, including one Final Four, guided the Tigers to three Metro Conference tournament titles, led Memphis to a then school-record 31 wins in 1984-85 and helped put the Tigers in the final Associated Press (AP) poll all four seasons. The U of M was rated fifth in 1985.

As for his individual accomplishments, Lee was an AP All-American four years in a row, a consensus All-America first teamer in 1985, the Metro Conference Player of the Year in 1982 and 1985, the Metro Conference Tournament MVP in 1982 and 1984, the Metro Conference Freshman of the Year in 1982 and was All-Metro first team all four years. Also during his career, Lee was chosen to All-America teams by UPI, Converse, *The Sporting News*, *Basketball Weekly*, *US-BWA*, *Basketball Times*, ESPN and NABC.

Lee is Memphis' all-time leading scorer with 2,408 career points and the school's all-time leading rebounder with 1,336 career boards.

The 6-foot-11 center's finest year was 1984-85 when he led the Tigers to the Final Four in Lexington, Ky. Lee led the Tigers to a 24-3 regular season record and a Metro Conference Tournament title.

Following his senior season, Lee was taken in the first round of the NBA Draft by the Chicago Bulls as the 11th overall pick.



## # 34

**ELLIOT  
PERRY**



Elliot Perry, who is the University of Memphis second all-time leading scorer, was one of the finest point guards to ever play for the Tigers.

The 6-foot, 150-pound Perry, led the Tigers to four-straight postseason tournaments and 76 wins. Perry, who played and started every game of his career, paced the Tigers in scoring, assists and steals three years in a row.

Coming out of Treadwell High School, Perry was rated one of the best players in the country. He averaged 34.5 points a game as a prep senior and was named the Tennessee state Player of the Year and was tabbed a McDonald's All-American.

He didn't let up as a Tiger either. In his freshman season, Perry put the team on his shoulders and led them to a 20-12 record and an NCAA bid. That year, Perry was named Metro Conference Freshman of the Year and was considered the top freshman point guard in the country by *Sport Magazine*.

In Perry's senior season, the little guy led the Metro Conference in scoring with a 20.8 average and steals with 85. Perry was voted All-Metro Conference first team and finished second in the Metro Player of the Year tabulation. Perry also became Memphis' and the Metro Conference's career leader in steals with 300 and became just the 10th player in NCAA history to collect as many. He also hit game-winning buzzer shots against Florida State and Miami (Fla.) and hit a three-pointer at the buzzer to send the East Tennessee game into overtime. Against ETSU, Perry scored a career-high 42 points.

For his career, Perry is ranked in the top 10 in over 25 different statistical categories.

Perry's number 34 jersey was retired in February of 1992.

## RETIRED JERSEYS



**# 25**  
**ANFERNEE**  
**HARDAWAY**



The most electrifying player in Tiger history, Anfernee “Penny” Hardaway became the seventh player to have his jersey retired when the University of Memphis honored him on Jan. 23, 1994.

Hardaway, who last played with the New York Knicks in 2005-06, enjoyed a fabulous two seasons with the Tigers by leading the squad to two-straight NCAA appearances, including an Elite Eight showing in 1992.


For his career, Hardaway guided the Tigers to a 43-23 record (.652), eight wins over nationally-ranked teams and recorded the school’s first-ever triple-doubles. His two-season scoring numbers are good enough to be tied for 15th-best all-time and he set numerous other records in just 66 games.

The people who were fortunate enough to see the consensus All-American and two-time Great Midwest Conference Player of the Year should cherish those moments forever. He could do it all on the basketball court — score, pass, rebound, block shots, collect timely steals and bring a crowd to its feet with electrifying slam dunks. Hardaway also had the ability to make at least one play every game that would leave an entire crowd, at home or on the road, shaking their heads in total amazement. He was truly a special player.

Hardaway, who followed the Tigers on their two NCAA Tournament runs in 2007 and 2008, gave back to Memphis in the summer of 2008, as his contributions opened the U of M’s Hardaway Athletic Hall of Fame.



**# 13**  
**FOREST**  
**ARNOLD**




On January 14, 1995, the University of Memphis recognized former Tigers great Forest Arnold by retiring his jersey No. 13 in pregame ceremonies.

Arnold, who played for the Tigers from 1952-56, was the first All-American in school history. During his career, Arnold helped lead the Tigers to 62 wins, including the school’s first-ever NCAA appearance in 1955 against Penn State.

Arnold is the school’s fifth all-time leading scorer with 1,854 career points and ranks as Memphis’ third career rebounding leader with 1,109. Arnold is one of just four players in Memphis basketball history to score more than 1,000 points and grab more than 1,000 rebounds.

One of many highlights during his sterling career was a school-record (at the time) 46-point game against Hardin-Simmons in the old Fieldhouse.

Arnold passed away Feb. 19, 2011, in Springfield, Mo. Prior to his passing, Arnold was a minister and professor at Central Bible College in Springfield.



**# 35**  
**LARRY**  
**KENON**



One of the earliest “high-fliers” in Tigers history, Larry Kenon’s jersey now hangs where many fans remember him jumping to – the rafters. Kenon became the ninth player in school history to have his number retired when Memphis honored him at halftime of the Mar. 1, 2014, contest versus longtime rival Louisville. The 2013-14 Tigers capped off Kenon’s special day with a thrilling, come-from-behind 72-66 victory over the Cardinals.

In his only season with the Tigers, Kenon was a part of Memphis’ magical run to the program’s first NCAA Tournament championship game in 1973. The Tigers went 25-6 overall and 12-2 in the Missouri Valley Conference (MVC). Memphis won the MVC crown.

Kenon, who was also known as Dr. K, averaged a double-double with 20.1 points and 16.7 rebounds. He had 25 double-doubles in 30 games. His 20.1 scoring average is the fifth-highest for a career, while his 16.7 rebounding average is at the top of both the Tigers season and career charts. Kenon’s 25 career double-doubles are tied for the 13th-most in school history.

For his performance, Kenon was named the 1972-73 Missouri Valley Conference Player of the Year and earned All-MVC first team honors. Kenon received All-America accolades from Basketball Weekly, Converse and Associated Press.

Following the season, Kenon was selected in the 1973 NBA Draft by the Detroit Pistons, but his draft rights were secured by the ABA’s New York Nets. Kenon played the 1973-74 campaign with the Julius “Dr. J” Erving-led Nets that won the ABA championship.

MEDIA

COACHING STAFF

PLAYERS

2013-14 REVIEW

RECORDS

HISTORY

97

## ALL-TIME LETTERWINNERS

MEDIA

COACHING STAFF

PLAYERS

2013-14 REVIEW

RECORDS

HISTORY

98

A	NAME (Jersey No.)	Hometown	Years
ADEBAYO, Sunday (40)	Benin City, Nigeria	1996-97	
ADKINS, Sidney (10)	Memphis	1986-88	
ALBRIGHT, Jon (14)	Greensboro, N.C.	1980-84	
ALEXANDER, Craig (34,50)	Peoria, Ill.	1964-67	
ALEXANDER, Marvin (51, 54)	Memphis	1985-88	
ALLEN, Andre (15)	Memphis	2006-08	
ALLEN, Chad (4)	Little Rock, Ark.	1995-97	
ALLEN, Harry (42)	Norristown, Pa.	1996-98	
ALLEN, Kelvin (31)	Bolivar, Tenn.	1989-93	
AMMER, Oscar (21)	Indianapolis, Ind.	1956-58	
ANDERSON, Antonio (12,5)	Lynn, Mass.	2006-09	
ANDREWS, Ken (24)	Puxico, Mo.	1971-74	
ARNOLD, Forest (13)	Puxico, Mo.	1952-56	
ARNOLD, Orby (17,13)	Bloomfield, Mo.	1955-59	
ASKEW, Vincent (30)	Memphis	1984-87	
ATHA, Jim (21,43)	Kent, Ohio	1963-65	

B	NAME	Hometown	Years
BAILEY, Dewayne (42)	Memphis	1983-88	
BAILEY, Hashim (35)	Paterson, N.J.	2007	
BALLARD, Jimmie (43,3)	Memphis	1953-55	
BALLARD, Steve (43)	Memphis	1987-89	
BANKS, Arthur (34)	Forrest City, Ark.	1978-80	
BANKS, Sean (32)	Englewood, N.J.	2004	
BARCLAY, Arthur (55)	Camden, N.J.	2001-02, 04-05	
BARHAM, Drew (12)	Memphis	2010-11	
BARNES, Bert	Bells, Tenn.	1935-37	
BARNHILL, John	Memphis	1923-24	
BARRON, Earl (30)	Clarksdale, Miss.	1999-02	
BARTON, Antonio (2)	Baltimore, Md.	2011-13	
BARTON, Will (5)	Baltimore, Md.	2011-12	
BATTLE, Jeffrey (31)	Rocky Mount, N.C.	1978-81	
BATTLE, A. Maceo (23)	Memphis	1979-83	
BECKMAN, Hunter (24)	Troy, Mo.	1961-63	
BECTION, Willie (45)	Memphis	1983-85	
BEDFORD, William (50)	Memphis	1983-86	
BERTRAM, Ray (36)	Memphis	1948-49	
BETZELBERGER, Steve (30)	Memphis	1964-65	
BEVERIDGE, Pat (41,40)	Columbus, Ohio	1967-70	
BLACK, Tarik (10)	Memphis	2011-13	
BLAIR, Danny (11)	Memphis	1970-71	
BOAZ, Bob	Paducah, Ky.	1947-48	
BORSA, Stanley	Memphis	1928-32	
BOYD, Dwight (31)	Memphis	1984-88	
BRADFORD, Keldrick (20)	Dallas, Texas	1996-98	
BRADLEY, James (35)	Memphis	1976-79	
BRALEY, Ed (41)	Montgomery, Ala.	1966-67	
BRANCH, Jake (8)	Memphis	1941-42	
BRIDGES, Darrell (45)	Monette, Ark.	1973-75	
BRITTIAN, Michael (50)	Atlanta, Ga.	1996-98	
BROWN, David (11)	Silsbee, Texas	1974-77	
BROWN, Ron (31)	Roanoke, Ill.	1966-68	
BRYAN, Kent (15)	Kansas City, Mo.	1957-58	
BUCKMON, Jesse (43)	Florence, Ala.	1969-70	
BUFF, Tim (33, 32)	Springfield, Mo.	1957-59	
BUFORD, Billy (20)	Glasgow, Ky.	1972-74	
BURKS, Antonio (1)	Memphis	2001-04	
BURNETT, Ron (24)	Nashville, Tenn.	1969-70	
BURTON, Jewell (40)	Memphis	1989-90	
BUSH, Larry (44)	Chicago, Ill.	1983-84	
BUTCHER, Bill (25)	Loogootee, Ind.	1975-76	
BUTCHER, Jack (42,3)	Loogootee, Ind.	1951-57	
BUTLER, Mike (12)	Memphis	1965-68	

C	NAME	Hometown	Years
CALDWELL, Ken (11)	Union City, Tenn.	1952-56	
CARMOUCHE, Charles (4)	New Orleans, La.	2011-12	
CARNEY, Rodney (10)	Indianapolis, Ind.	2002-06	
CARTER, Pate (9)	Memphis	1945-46	
CHASE, Wyatt (20)	Charlotte, N.C.	1978-79	
CHATMAN, Shyrone (15)	Baton Rouge, La.	1997-2001	
CHRIST, Steve (43)	Arcanum, Ohio	1970-72	
CLEARY, Marty (11)	Memphis	1956-57	
COLE, Anthony (12)	Arlington, Tenn.	2013	
COLEMAN, Will (10, 0)	Columbus, Ga.	2010-11	
COLES, Sidney (50)	Lewisburg, Va.	1992-94	
COOK, Bill (43)	Memphis	1973-76	
COOPER, Kareem (42)	Washington, D.C.	2006-07	
CORN, Robert (15)	Benton, Ill.	1973-76	
COUGHENOUR, Rick (14)	Maplewood, Mo.	1968-70	
CRAWFORD, Chris (3)	Memphis	2011-14	
CRAWFORD, James	Memphis	1938-39	
CREASON, Coy (92)	Brewers, Ky.	1948-52	
CRENSHAW, Rufus	Lucy, Tenn.	1924-25	
CROOK, Tommy (29)	Memphis	1946-48	

D	NAME	Hometown	Years
DANIELS, Dinno (3)	New Orleans, La.	1998-99	
DARNALL, Roy (96, 62)	Brewers, Ky.	1949-52	
DAVIS, Marion	Whitehaven, Tenn.	1924-25	
DAVIS, Millard (44, 50)	Cave-in-Rock, Ill.	1953-55	

DAVIS, Terry (20)	Hopkinsville, Ky.	1966-67
DETCHON, Floyd	Goodlettsville, Tenn.	1927-29
DESCHEPPER, Ed (11)	Kansas City, Mo.	1973-75
DIARRA, Modibo (43, 45)	Mali, West Africa	2000-04
DILLARD, Stanley	Memphis	1926-27
DIXON JR., Michael (11)	Kansas City, Mo.	2014
DONNELL, Bob		1924-27
DODDS, Jack		1932-34
DORSEY, Richard "Joey" (15,32,3)	Baltimore, Md.	2005-08
DOUGLAS, Anthony (55)	Memphis	1990-93
DOUGLAS, James (43,44)	Nashville	1968-71
DOUGLAS, Rodney (41)	Memphis	1985-89
DOUGLAS-ROBERTS, Chris (3,14)	Detroit, Mich.	2006-08
DOYLE, Neal (3)	Memphis	1953-54
DOZIER, Robert (2)	Lithonia, Ga.	2006-09
DRAPER, Trey (15, 32)	Memphis	2012-14
DREWELL, Don (15)	Memphis	1961-62
DUNCAN, Tim (13)	Memphis	1988-92
DUNEK, Ken (45)	Marengo, Ill.	1977-78
DUVALL, Charles (23)	Inverness, Miss.	1971-72

E	NAME	Hometown	Years
EARHART, Charles			1947-48
EMMONS, Billy (24)	Memphis	1950-52	
ERB, Bruce (3)	Paterson, N.J.	1957-58	
ERWIN, Duane (11)	Huntsville, Ala.	2001-05	
EVANS, "Rabbit"	Decaturville, Tenn.	1926-29	
EVANS, Tyreke (12)	Chester, Pa.	2009	

F	NAME	Hometown	Years
FAIRFIELD, Ron (30)	Jacksonville, Ill.	1973-75	
FERGUSON, Reginold	Halls, Tenn.	1934-37	
FINGCH, Larry (21)	Memphis	1970-73	
FINCH, Larry, Jr. (21)	Memphis	1995-97	
FLETCHER, Hollis	Dyer, Tenn.	1924-25	
FLETCHER, Mike (23)	Collinsville, Ill.	1970-71	
FORD, Deuce (32)	Memphis	1993-94	
FORMAN, Shannon (40)	Baton Rouge, La.	1999-01	
FORREST, Rob (10)	Memphis	1992-96	
FORTNER, Elmore (55)	Puxico, Mo.	1953-56	
FOX, David (12)	Memphis	1945-46	
FOX, Jason (4)	Memphis	1992-95	
FOXWORTH, Bob (14)	St. Louis, Mo.	1971-72	
FRANKLIN, Wayne (7, 23)	Memphis	1945-48	
FROMM, Kevin (41)	Raytown, Mo.	1977-79	
FROST, Jeff (13, 11)	Los Altos, Calif.	1968-70	
FULGHUM, Gene	Bolivar, Tenn.	1926-27	
FULLER, Damonn (30)	Jackson, Tenn.	1995-97	
FURRY, Ross (11)	Indianapolis, Ind.	1968-69	

G	NAME	Hometown	Years
GALES, John (3)	Bolivar, Tenn.	1995-97	
GARCIA, Angel (41)	Toa Baja, Puerto Rico	2010	
GARBER, Larry (40)	Kingsport, Tenn.	1961-63	
GARDNER, Alton	Dyersburg, Tenn.	1936-38	
GARNER, Chris (00)	Memphis	1993-97	
GARRETT, Darrell (33)	Memphis	1967-68	
GAY, John (20)	Miami, Fla.	1968-69	
GIBSON, Cheyenne (14)	Memphis	1987-90	
GIGER, Bob	Memphis	1945-48	
GIPSON, Johnnie (13)	Vance, Miss.	1980-82	
GOLDEN, Detric (5)	Memphis	1997-98	
GOODWIN, Shaq (5)	Atlanta, Ga.	2013-14	
GRAINGER, Jack (87, 16)	Sellersburg, Ind.	1949-52	
GRANTHAM, Jimmy		1936-37	
GRAY, Barthel	Selmer, Tenn.	1934-37	
GRAY, Sylvester	Memphis	1986-87	
GREEN, Garrick (15)	Holly Springs, Miss.	2003-04	
GRICE, John (20)	Memphis	2000-01, 02-03	
GRIFFIS, Bob (33, 86)	Yorktown, Ind.	1949-52	
GULLETT, "Hoss"		1928-29	
GUMMERSBACH, Joe (44, 11)	St. Louis, Mo.	1957-59	
GUNN, John (24, 44)	Memphis	1974-77	

H	NAME	Hometown	Years
HALE, Boswell	Memphis	1924-25	
HALL, Ferrakohn (0)	Memphis	2012-13	
HANCOCK, Buster (12)	Memphis	1974-79	
HARDAWAY, Anfernee (25)	Memphis	1991-93	
HARRIS, James (35)	Houston, Texas	1997-00	
HARRIS, Riley	Bolivar, Tenn.	1934-37	
HAWKINS, Don (50)	Grayslake, Ill.	1963-64	
HAWKINS, Jimmy	Memphis	1964-68	
HAYNES, Chris (14)	Memphis	1991-93	
HAYNES, Paul	Water Valley, Miss.	1947-48	
HAYNES, Phillip "Doom" (32)	Memphis	1980-84	
HAYS, Martin "Spud" (44, 99)	Henry, Tenn.	1954-58	
HEAD, James (22)	Brownsville, Tenn.	1947-48	
HEADEN, Herman "Slick"		1923-27	
HENDERSON, Cedric (45)	Memphis	1993-97	
HENDERSON-NILES, Pierre (4, 1)	Memphis	2006-10	
HIGGINBOTHAM, Roy (4)	Memphis	1945-46	
HILL, Marvin (7)	Brighton, Tenn.	1940-41	

HILLARD, Marion (42)	Crystal Springs, Miss.	1974-76
HILLIARD, Herb (24)	Millington, Tenn.	1966-69
HILLMAN, John (44)	Memphis	1962-65
HINDSMAN, Sam (6)	Columbus, Miss.	1939-41
HOCKADAY, James (16, 34)	Selmer, Tenn.	1955-59
HODSON, Phil (26)	Yorktown, Ind.	1948-52
HOLCOMB, Don (15)	Charleston, S.C.	1969-72
HOLLIMON, Darrel (20)	Memphis	1976-78
HOLMES, Baskerville (43)	Memphis	1982-86
HOLT, Charles	Jackson, Tenn.	2012
HOPSON, Cody (12)	Sapulpa, Okla.	1995-98
HORTON, Fred (25)	Durham, N.C.	1969-72
HORTON, James (30)	Ramer, Tenn.	1961-63
HOUBE, Wesley		1937-38
HORNE, Jerrell (41)	Memphis	1992-94
HOWZE, Duke	Memphis, Tenn.	1924-25
HUBBARD, Tony (55)	St. Petersburg, Fla.	1979-83
HUDSPETH, Maurice (9, 28)		1940-47
HUNT, Jeremy (5)	Memphis	2002-05, 2007
HUNTER, Jimmie "Snap" (10)	Memphis	1998-99
HURT, Jerry (23)	Indianapolis, Ind.	1969-70
HUTTON, E.L.	Memphis	1944-45

I	NAME	Hometown	Years
INGOLD, Jim (21, 15)	Morton, Ill.	1962-64	
ISBELL, Dennis (34)	Blytheville, Ark.	1976-81	
IVERSON, Kuran (23)	Hartford, Conn.	2014	
IVIE, Marcus	Memphis	1945-46	

J	NAME	Hometown	Years
JACKSON, Alfred			1938-39
JACKSON, James (23)	Memphis	1967-69	
JACKSON, Joe (1)	Memphis	2011-14	
JACKSON, Otis (10)	Arlington, Tenn.	1978-82	
JACKSON, Tom (55)		1959-60	
JAMES, Ira		1928-29	
JENSEN, David (44)	Greenville, S.C.	1984-86	
JOHNSON, Geron (55)	Dayton, Ohio	2013-14	
JOHNSON, Mingo (11)	Nashville, Tenn.	1994-96	
JOHNSTON, Harry (15)	Gulfport, Miss.	1964-65	
JONES, Clarence (40)	Fort Mitchell, Ala.	1973-76	
JONES, Don (35)	Nashville, Tenn.	1953-55	
JONES, "Dubb"		1926-29	
JONES, Marshall	Humboldt, Tenn.	1935-39	
JONES, Richard (33)	Memphis	1968-69	
JONES, Shamel (55)	Brooklyn, N.Y.	1998-01	

K	NAME	Hometown	Years
KELLER, Ollie (44)	Maryville, Tenn.	1952-53	
KEMP, Willie (1, 5)	Bolivar, Tenn.	2006-10	
KENNEDY, Shannon (12)	Muncie, Ind.	1972-73	
KENON, Larry (35)	Birmingham, Ala.	1972-73	
KENT, Jim (10)	Saltito, Tenn.	1940-42	
KIBBEY, Phil (44, 13)	Yorktown, Ind.	1958-60	
KILZER, John (32)	Jackson, Tenn.	1975-79	
KINDER, Dick (43)	Petersburg, Ind.	1952-54	
KING, Nick (5)	Memphis	2014	
KINGSOLVER, Leon (12, 77, 56)	Ft. Knox, Ky.	1948-52	
KIRK, George	Marietta, Ohio	1961-64	
KIRK, Lowery (77, 25)	Hornby, Tenn.	1957-61	
KOEHLER, Bill (32)	Wheeling, W.V.	1961-62	
KOFFMAN, Jim (7)	Trenton, Tenn.	1941-42	
KOFFMAN, Neil (30, 33)		1946-48	

L	NAME	Hometown	Years
LAIRD, Preston (31)	Memphis	2009-12	
LANCASTER, Jesse	Bath Springs, Tenn.	1931-34	
LANE, Ted (35)	Indianapolis, Ind.	1959-60	
LAURIE, Bill (10)	Versailles, Mo.	1971-74	
LECOMTE, Ray (42)	Bruceston, Tenn.	1981-82	
LEE, Keith (24)	W. Memphis, Ark.	1981-85	
LEE, Rodney (40)	Philadelphia, Pa.	1976-79	
LINDSAY, John (30)	Pittsburgh, Pa.	1969-71	
LISS, Jim (15)	Crown Point, Ind.	1972-75	
LONDON, Paris (14)	Memphis	1998-00	
LONG, Fred	Scotts Hill, Tenn.	1937-39	
LONG, Travis (20)	Dumont, N.J.	2006	
LOOS, Dave (30)	Mehville, Mo.	1966-69	
LOPEZ, Ivan (31)	Aguaadilla, P.R.	2004	
LOWERY, Tommy (23)	Philadelphia, Pa.	1977-79	
LUCKETT, Bubba (41)	Memphis	1979-83	
LYLES, Demond (11)	Lima, Ohio	1996-97	

M	NAME	Hometown	Years
MACK, Doneal (20)	Charlottesville, N.C.	2006-10	
MADLOCK, Tony (20)	Memphis	1988-92	
MANGUM, Fred (32)	Savannah, Tenn.	1958-60	
MANN, Paul (21)	Afton, Mo.	1967-70	
MASEY, Milton		1926-29	
MASSIE, Chris (4)	Arcola, Texas	2001-03	
MATHIS, Van (82)	Brewers, Ky.	1948-52	
MAYO, Milton	Cades, Tenn.	1933-37	
McCALMAN, Bill	Memphis	1928-29	

## ALL-TIME LETTERWINNERS

McCLAIN, Bill (36, 22)	Selmer, Tenn.	1951-55	ROBINSON, Ronnie (33)	Memphis	1970-73	WASHINGTON, John (23)	Columbus, Ga.	1973-77
McCLAIN, Ronald (30)	Memphis	1987-91	ROBINSON, Vincent (23)	Bridgeport, Ala.	1985-86	WASHINGTON JR., Darius (35)	Edgewater, Fla.	2005-06
McCOY, Ricky (11)	Memphis	1981-85	ROCHELLE, Paul	Rutherford, Tenn.	1926-27	WATSON, Orien (25)	Memphis	1988-89
McDONALD, Argyle	Monroe, Tenn.	1941-42	ROCHELLE, Thomas		1934-35	WATTS, Preston (12)	Nashville, Tenn.	1940-42
McDONALD, Bob (44)	Charlotte, N.C.	1956-57	ROMP, Jack (23)	Toledo, Ohio	1965-67	WEAVER, Tim (31, 35)	West Frankfort, Ill.	1961-64
McDOWELL, Hank (42)	Memphis	1977-81	ROOT, Nathaniel (4, 32)	Adamsville, Tenn.	2000-03	WEHLACZ, Joe (55)	Des Plaines, Ill.	1965-67
<b>McDOWELL, Jake (42)</b>	<b>Memphis</b>	<b>2014</b>	ROSE, Derrick (23)	Chicago, Ill.	2008	WEIL, Eddie (33)	Indianapolis, Ind.	1956-57
McFADGON, Scooter (3)	Memphis	2000-02	ROSENBLUME, Norman	Brooklyn, N.Y.	1941-42	WEST, Stan (40)	Potosi, Mo.	1964-66
McGEE, Van (31)	Memphis	1946-47	ROWLAND, Bill (21)	Greenwood, Miss.	1946-47	WESTFALL, West (42)	St. Louis, Mo.	1972-74
McGINNIS, Baker		1933-34	RUFUS, Tony (11)	Memphis	1978-79	WILFONG, Gene (20)	Puxico, Mo.	1959-61
McGRADY, Chance (11,55,31, 10)	Auburndale, Fla.	2006-09	<b>S</b>			WILFONG, John (20)	Memphis	1983-87
McKINNEY, Doug (40)	Fairfield, Ohio	1970-73	SALLIE, Roburt (3)	Sacramento, Calif.	2008-10	WILFONG, Win (22)	Puxico, Mo.	1955-57
McKINISTRY, John	Reagan, Tenn.	1933-35	SANDERS, Lee (15)	Memphis	1976-78	WILHITE, Jerry (34, 25)	Memphis	1962-64
McKIRNAN, Bob (13)	Celina, Ohio	1969-72	SANDERS, Frank		1933-34	WILLIAMS, Elliot (15)	Memphis	2009-10
McKNIGHT, Joe "Nip" (66, 33)	Bemis, Tenn.	1952-53	SANDRIDGE, Jared (30)	Memphis	2006-07	WILLIAMS, John (11)	Jackson, Miss.	1986-90
McLAUGHLIN, John (15)	Monticello, Ind.	1987-91	SAWYER, James (22)	Memphis	1946-47	WILLIAMS, Shawne (4)	Memphis	2006
McMACKIN, Ronald	Hollow Rock, Tenn.	1937-38	SCHAEERER, William	Memphis	1946-47	WILLIAMS, Waki (1)	Cincinnati, Ohio	2005-06
McMAHAN, Jamie (12)	Ripley, Tenn.	1962-65	SCHMOLLINGER, Jack (20,22)	Greenville, Ill.	1947-51	WILLIS, Tre'Von (3)	Potosi, Mo.	2007
McMAHAN, Larry (40, 25)	Ripley, Tenn.	1963-66	SCHWAIGER, John		1937-39	WILSON, Damien (11, 0)	Atlanta, Ga.	2013-14
MEACHAM, Steve (30)	Philadelphia, Pa.	1975-80	SCHWAIGER, Francis	Cordova, Tenn.	1934-37	WILSON, Ed (34)	Memphis	1973-76
MEADOR, Don (11)		1945-46	SCOGGINS, Albert	Memphis	1937-41	WILSON, Michael (23)	Memphis	1994-96
MELTON, Joe (3)	Whitehaven, Tenn.	1940-41	SCOTT, Danyell (11)	Memphis	1991-92	WILSON, Wayne (33)	Memphis	1953-55
MENDROP, Othel (29, 16)	Vicksburg, Miss.	1947-49	SCOTT, Hoover (15)	Lansing, Mich.	1993-92	WIMMER, Justin (3)	Memphis	1993-95
MILLS, Calvin	Brighton, Tenn.	1933-34	SHORT, Herbert (9, 10)	Savannah, Tenn.	1953-57	WINN, Donn (99)	Marthaville, La.	1952-55
MIRRIELES, Alan (32)	Long Island, N.Y.	1964-67	SIDDALL, Jim (42)	Potts Camp, Miss.	1941-46	WISE, Kelly (45)	Ft. Walton Beach, Fla.	1998-02
MISKA, Steve	Normal, Tenn.	1928-29	SHINE, Keiron (11)	Memphis	1963-65	WITHERSPOON, Wesley (11)	Atlanta, Ga.	2009-12
MITCHELL, Jim (4)	Yorkstown, Ind.	1958-59	SIMMONS, Winton	Memphis	1998-00	WOLFE, Skip (33)	New Haven, Mo.	1957-60
MITCHELL, Leon (12)	Memphis	1991-95	SIMPSON, Stan (32)	Chicago, Ill.	1932-34	WOOD, Clayton (66)	Scottsboro, Ala.	1949-51
MONTS, James	Plantersville, Miss.	1941-42	SIMS, Bill (17)	Memphis	2012-13	WOODSON, Dominic (15)	Round Rock, Texas	2014
MOODY, Kenneth (32)	Memphis	1985-87	SISSON, Pete (24)	Union, Mo.	1952-54	WRIGHT, Alvin (10)	Memphis	1974-78
MOODY, Marcus (32)	Memphis	1997-01	SMITH, Billy (35)	Memphis	1946-47	WRIGHT, Lorenzen (55)	Memphis	1994-96
MOORE, Greg (22, 12)	Memphis	1977-80	SMITH, Bob (21)	Hillsboro, Mo.	1990-93	<b>Y</b>		
MOORE, Wilson	Union City, Tenn.	1935-37	SMITH, Ed (20)	Hillsboro, Mo.	1961-62	YATES, Wayne (40)	N. Little Rock, Ark.	1959-61
MORGAN, Tim (14)	Sedalia, Mo.	1963-65	SMITH, Ernest (23)	Memphis	1961-62	YERGEN, Arnold (32)	Memphis, Tenn.	1946-47
MORTON, Fred (3)	Memphis	1941-42	SMITH, Harmon (5)		1941-42	YOUNG, Russell (32)	Lagrange, Ark.	1987-92
MOYES, Bobby (5, 23)	Memphis	1945-48	SMITH, Jason (5)	Washington, N.C.	1993-96	<b>Z</b>		
MULVAGH, Aaron (20)	South Hadley, Mass.	1998-00	SMITH, Mackie Don (15)	Booneville, Miss.	1965-69	ZARECOR, Billy	Yorkville, Tenn.	1937-39
MUNDT, Bret (53)	Jackson, Tenn.	1987-89	SMITH, Marshall		1937-38			
MUNDT, Todd (51)	Jackson, Tenn.	1989-92	SMITH, Joe (32, 55)	Booneville, Miss.	1951-53			
<b>N</b>			SMITH, Randall (34, 52)	Booneville, Miss.	1947-48			
NASH, Montrell (52)	St. Louis, Mo.	1989-91	SMITH, Tom (8)		1940-41			
NEAL, Chuck (54)	Cobden, Ill.	1965-68	SNEED, Omar (31)	Beaumont, Texas	1997-99			
NEELY, Summers		1937-38	SNYDER, Frank (44, 12)	Chico, Calif.	1959-62			
NELSON, Gregg (33)	Geneva, Ill.	1965-66	SNYDER, John (13)	Dillsboro, Ind.	1962-65			
NEUMANN, Bob (14, 34)	Cincinnati, Ohio	1961-64	SPIVA, Ben (42)	Memphis	1989-92			
NEWMAN, James (15)	Cincinnati, Ohio	1995-96	STEELE, Leslie (11, 33)	Pine Grove, Miss.	1940-47			
NEWSOM, Rodney (20)	Memphis	1992-96	STEINTHAL, Josh (23)	Sumner, Wash.	1996-97			
<b>NICHOLS, Austin (4)</b>	<b>Collierville, Tenn.</b>	<b>2014</b>	STEPHENS, D.J. (30)	Killeen, Texas	2010-13			
NIEBRUEGGE, Bob (21, 41)	Waterloo, Ill.	1964-66	STEPHENSON, Bob (22)	Calhoun, Tenn.	1951-52			
NJOYA, Simplice (14)	Yaoundé, Cameroon	2005-06	STEWART, Mike (14)	Muncie, Ind.	1965-68			
NOLAN, Marcus (15)	Memphis	1991-95	STREET, Howard (8, 30)	Cairo, Ill.	1945-48			
<b>O</b>			STROUPE, James	Grand Junct., Tenn.	1937-39			
OAKLEY, Bill	Senatobia, Miss.	1945-48	SUTHERLAND, Vaughn (12)	Morganza, La.	1973-75			
O'DELL, Mike (44)	Hamilton, Ohio	1965-68	SWANDER, Bob (17, 7, 20)	Yorktown, Ind.	1954-58			
O'NEAL, Allan (31)	Clarksville, Tenn.	1962-63	<b>T</b>					
OUSLEY, Jermaine (4)	Milwaukee, Wis.	1997-99	TAGGART, Shawn (0)	Richmond, Va.	2008-09			
OWENS, Jim (72)	Brewers, Ky.	1948-49	TANKERSLEY, George (50)	Versailles, Mo.	1964-65			
<b>P</b>			TAYLOR, Garry (40, 45)	Cincinnati, Ohio	1979-82			
PAOLETTI, Gene (17, 69)	Pocahontas, Ill.	1947-51	TAYLOR, Ron (20)	Memphis	1967-68			
PARKER, Joe (32, 12)	Louisville, Ky.	1979-80	TETZLAFF, Jerry (11)	South Bend, Ind.	1971-73			
PARKS, Bobby (22)	Grand Junct., Tenn.	1980-84	THIERO, Almamy (3)	Mali, West Africa	2004-05			
PARR, Carlos	Trenton, Tenn.	1924-25	THOMAS, Adonis (35)	Memphis	2012-13			
PARRISH, Jerry (33)	Chillicothe, Mo.	1961-63	THOMPSON, Ed	Brownsville, Tenn.	1928-29			
PELLOM, David (12)	Wilmington, N.C.	2014	THOMPSON, Red		1923-24			
PENDARVIS, Gene (42, 33)	Brooklyn, N.Y.	1968-70	THWEATT, Barney (42)	Brewers, Ky.	1949-50			
PERRY, Elliot (34)	Memphis	1987-91	TIPTON, Ralph (20)	Memphis	1962-63			
PETTY, B.G. (30, 11, 21)	Memphis	1963-66	TODD, Curry	Memphis	1968-69			
PHILLIPS, Bob (4)	Brighton, Tenn.	1940-41	TORRANCE, Michael (43)	Memphis	1978-80			
PHILLIPS, Derrick (35)	St. Louis, Mo.	1979-84	TRASK, Courtney (5)	Baton Rouge, La.	1999-01			
PITTMAN, Billy (3)	Memphis	1945-46	TRENT, Walter (4)	Memphis	1941-42			
POPE, Foy		1933-34	TROSPER, Larry (23)	Ripley, Tenn.	1972-75			
PRICE, Aaron (34)	W. Memphis, Ark.	1981-85	TSAFACK, Hippolyte (14)	Yaoundé, Cameroon	2012			
PRICE, George (66, 15)	Monticello, Ind.	1957-60	TUCKER, Albert	Memphis	1934-37			
PRICE, Paul (11)	Monticello, Ind.	1961-62	TUNSTALL, John (23)	Memphis	1975			
PROCTOR, Joe (10)	Knoxville, Tenn.	1968-71	TURNER, Andre (10)	Memphis	1982-86			
<b>Q</b>			TYSON, Fulford	Normal, Tenn.	1924-25			
QUAST, Tom (50, 25)	San Jacinto, Calif.	1967-69	<b>U</b>					
<b>R</b>			USELTON, Robert		1934-35			
RAGAN, Ron (55, 88)	Indianapolis, Ind.	1956-58	<b>V</b>					
RANDOLPH, Don (44, 55)	Potts Camp, Miss.	1961-63	VANVULPEN, Johnny (5)		1940-41			
REED, Benny (36)	New Albany, Miss.	1949-51	VAUGHN, David (50, 42)	Nashville, Tenn.	1991-95			
REED, Dexter (22)	Little Rock, Ark.	1973-77	VAUGHN, Elmer	Bartlett, Tenn.	1937-39			
REID, Glen (24)	Bartlett, Tenn.	1965-66	VINES, Charles (32, 33)	Mound City, Ill.	1962-64			
RICE, Anthony (23)	Atlanta, Ga.	2001-05	<b>W</b>					
RICHARDS, Torian (5)	Memphis	1996-97	WADE, Clyde (0)	Memphis	2002-03; 2006-07			
RICHMOND, Billy (12)	Memphis, Tenn.	2002-03	WAGNER, Dajuan (2)	Camden, N.J.	2001-02			
ROBERTSON, Bill	Union City, Tenn.	1948-49	WALKER, Odus	Buntyn, Tenn.	1926-29			
ROBINSON, Jeff (32)	Trenton, N.J.	2008	WALLISA, John (33, 15)	Muncie, Ind.	1950-53			

MEDIA

COACHING STAFF

PLAYERS

2013-14 REVIEW

RECORDS

HISTORY

99

## TIGERS IN THE NBA

MEDIA  
 COACHING STAFF  
 PLAYERS  
 2013-14 REVIEW  
 RECORDS  
 HISTORY

### TIGERS IN THE NBA DRAFT

YEAR	RD	PICK	NAME	TEAM
1952	na	na	John Wallesea	Minneapolis
1957	1st	4th	Win Wilfong	St. Louis
	10th	na	Jack Butcher	Boston
1959	7th	na	Orby Arnold	St. Louis
1960	9th	na	George Price	New York
1961	1st	4th	Wayne Yates	Los Angeles
	4th	na	Lowery Kirk	Cincinnati
1963	7th	na	Hunter Beckman	Cincinnati
1964	5th	na	George Kirk	Cincinnati
	10th	na	Bob Neumann	Cincinnati
1968	4th	49th	Rich Jones	Phoenix
			(Remained at Memphis State in 1968-69)	
1968	10th	121st	Mike Butler	San Diego
			(Signed with Utah Stars of ABA)	
1969	5th	58th	Rich Jones	Phoenix
1971	16th	226th	James Douglas	Buffalo
1972	6th	94th	Don Holcomb	Boston
1973	3rd	50th	Larry Kenon	Detroit
			(Signed with NY Nets of ABA)	
1973	4th	60th	Ronnie Robinson	Phoenix
			(Signed with Memphis Tams of ABA)	
1976	4th	68th	Larry Finch	Los Angeles
			(Signed with Memphis Tams of ABA)	
1976	3rd	49th	Bill Cook	Washington
	4th	65th	Marion Hillard	Washington
1979	3rd	58th	James Bradley	Atlanta
	8th	150th	Rodney Lee	Detroit
1981	5th	100th	Dennis Isbell	San Diego
	5th	102nd	Hank McDowell	Golden State
1982	8th	174th	Otis Jackson	New Jersey
1984	3rd	58th	Bobby Parks	Atlanta
	6th	121st	Phillip Haynes	LA Clippers
1985	1st	11th	Keith Lee	Chicago
			(Traded to Cleveland same day of draft)	
1986	1st	6th	William Bedford	Phoenix
	3rd	68th	Baskerville Holmes	Milwaukee
	3rd	69th	Andre Turner	LA Lakers
1987	2nd	39th	Vincent Askew	Philadelphia
1988	2nd	35th	Sylvester Gray	Miami
	3rd	66th	Dwight Boyd	Denver
1991	2nd	37th	Elliot Perry	LA Clippers
1993	1st	3rd	Anfernee Hardaway	Golden State
1995	1st	25th	David Vaughn	Orlando Magic
1996	1st	7th	Lorenzen Wright	LA Clippers
1997	2nd	45th	Cedric Henderson	Cleveland Cavaliers
2002	1st	6th	Dajuan Wagner	Cleveland Cavaliers
2004	2nd	36th	Antonio Burks	Orlando Magic
			(Rights traded to Memphis Grizzlies)	
2006	1st	16th	Rodney Carney	Chicago Bulls
			(Traded to Philadelphia 76ers same day of draft)	
2006	1st	17th	Shawne Williams	Indiana Pacers
2008	1st	1st	Derrick Rose	Chicago Bulls
	2nd	33rd	Joey Dorsey	Portland Trail Blazers
			(Traded to Houston Rockets same day of draft)	
2008	2nd	40th	Chris Douglas-Roberts	New Jersey Nets
2009	1st	4th	Tyreke Evans	Sacramento Kings
	2nd	60th	Robert Dozier	Miami Heat
2010	1st	22nd	Elliot Williams	Portland Trail Blazers
2012	2nd	40th	Will Barton	Portland Trail Blazers
			Highest Draft Pick: Derrick Rose (1st Overall)	
			First Round Picks: (13) Win Wilfong, Wayne Yates, Keith Lee, William Bedford, Anfernee Hardaway, David Vaughn, Lorenzen Wright, Dajuan Wagner, Rodney Carney, Shawne Williams, Derrick Rose, Tyreke Evans, Elliot Williams	
			Most Players Drafted in Same Year: (3) 1973, 1986 and 2008	

#### VINCENT ASKEW

9 Seasons (1987-98)



Philadelphia 76ers 1987-88  
 Golden State Warriors 1990-92  
 Sacramento Kings 1991-92  
 Seattle Supersonics 1992-96  
 New Jersey Nets 1996-97  
 Denver Nuggets 1996-97  
 Indiana Pacers 1996-97  
 Portland Trailblazers 1997-98

#### EARL BARRON

7 Seasons (2005-present)



Miami Heat 2005-08  
 New York Knicks 2009-10  
 2012-13  
 Milwaukee Bucks 2010-11  
 Phoenix Suns 2010-11  
 Portland Trail Blazers 2010-11  
 Golden State Warriors 2011-12  
 Washington Wizards 2012-13

#### WILL BARTON

2 Season (2012-Present)



Portland Trail Blazers 2012-Pres.

#### WILLIAM BEDFORD

6 Seasons (1986-93)



Phoenix Suns 1986-87  
 Detroit Pistons 1987-92  
 San Antonio Spurs 1992-93

#### ANTONIO BURKS

2 Seasons (2004-06)



Memphis Grizzlies 2004-06

#### MIKE BUTLER

4 Seasons (1968-72)



New Orleans Buccaneers 1968-70  
 Utah Stars 1970-72

#### RODNEY CARNEY

5 Seasons (2006-11)



Philadelphia 76ers 2006-08  
 2009-10  
 Minnesota Timberwolves 2008-09  
 Golden State Warriors 2010-11  
 Memphis Grizzlies 2010-11

#### JOEY DORSEY

3 Seasons (2008-present)



Houston Rockets 2008-10  
 Sacramento Kings 2009-10  
 Toronto Raptors 2010-11

#### CHRIS DOUGLAS-ROBERTS

5 Seasons (2008-present)



New Jersey Nets 2008-10  
 Milwaukee Bucks 2010-11  
 Dallas Mavericks 2012-13  
 Charlotte Bobcats 2013-14

#### TYREKE EVANS

5 Seasons (2009-Present)



Sacramento Kings 2009-13  
 New Orleans Pelicans 2013-Pres.

#### LARRY FINCH

2 Seasons (1973-75)



Memphis Tams 1973-74  
 Memphis Sounds 1974-75

#### CHRIS GARNER

2 Seasons (1997-98, 2000-01)



Toronto Raptors 1997-98  
 Golden State Warriors 2000-01

#### SYLVESTER GRAY

1 Season (1988-89)



Miami Heat 1988-89

#### ANFERNEE HARDAWAY

15 Seasons (1993-2008)



Orlando Magic 1993-99  
 Phoenix Suns 1999-2004  
 New York Knicks 2003-06  
 Miami Heat 2007-08

#### CEDRIC HENDERSON

5 Seasons (1997-2002)



Cleveland Cavaliers 1997-2001  
 Golden State Warriors 2001-02

List includes all former Memphis Tigers who appeared in at least one NBA regular-season contest.




**DERRICK ROSE**

**RICH JONES**  
7 Seasons (1969-77)



Dallas Chaparrals 1969-70  
1971-73  
Texas Chaparrals 1970-71  
San Antonio Spurs 1973-75  
New York Nets 1975-77

**LARRY KENON**  
7 Seasons (1973-83)



New York Nets 1973-75  
San Antonio Spurs 1975-80  
Chicago Bulls 1980-83  
Golden State Warriors 1982-83  
Cleveland Cavaliers 1982-83

**KEITH LEE**  
3 Seasons (1985-89)



Cleveland Cavaliers 1985-87  
New Jersey Nets 1988-89

**HANK MCDOWELL**  
6 Seasons (1981-87)



Golden State Warriors 1981-83  
Portland Trail Blazers 1983-83  
San Diego Clippers 1983-84  
Houston Rockets 1984-86  
Milwaukee Bucks 1986-87

**TODD MUNDT**  
1 Season (1995-96)



Boston Celtics 1995-96  
Atlanta Hawks 1995-96

**ELLIOT PERRY**  
10 Seasons (1991-2002)



Los Angeles Clippers 1991-92  
Charlotte Hornets 1991-92  
Phoenix Suns 1993-96  
2000-01  
Milwaukee Bucks 1996-99  
New Jersey Nets 1998-2000  
Orlando Magic 2000-01  
Memphis Grizzlies 2001-02

**RONNIE ROBINSON**  
2 Seasons (1973-75)



Memphis Tams 1973-74  
Memphis Sounds 1974-75

**DERRICK ROSE**  
6 Seasons (2008-Present)



Chicago Bulls 2008-Pres.

**D.J. STEPHENS**  
1 Season (2013-14)



Milwaukee Bucks 2013-14

**ADONIS THOMAS**  
1 Season (2013-14)



Orlando Magic 2013-14  
Philadelphia 76ers 2013-14

**ANDRE TURNER**  
6 Seasons (1986-92)



Boston Celtics 1986-87  
Houston Rockets 1987-88  
Milwaukee Bucks 1988-89  
Los Angeles Clippers 1989-90  
Charlotte Hornets 1989-90  
Philadelphia 76ers 1990-91  
Washington Bullets 1991-92

**DAVID VAUGHN**  
4 Seasons (1995-99)



Orlando Magic 1995-97  
Chicago Bulls 1997-98  
New Jersey Nets 1997-99  
Golden State Warriors 1997-98

**DAJUAN WAGNER**  
4 Seasons (2002-07)



Cleveland Cavaliers 2002-05  
Golden State Warriors 2006-07

**DARIUS WASHINGTON JR.**  
1 Season (2007-08)



San Antonio Spurs 2007-08

**WIN WILFONG**  
4 Seasons (1957-61)



St. Louis Hawks 1957-59  
Cincinnati Royals 1959-61

**ELLIOT WILLIAMS**  
1 Season (2011-12)



Portland Trail Blazers 2011-12

**SHAWNE WILLIAMS**  
6 Seasons (2006-Present)



Indiana Pacers 2006-08  
Dallas Mavericks 2008-09  
New York Knicks 2010-11  
New Jersey Nets 2011-12  
Los Angeles Lakers 2013-14

**LORENZEN WRIGHT**  
13 Seasons (1996-2009)



Los Angeles Clippers 1996-99  
Atlanta Hawks 1999-2001  
2006-08  
Memphis Grizzlies 2001-06  
Sacramento Kings 2007-08  
Cleveland Cavaliers 2008-09

**WAYNE YATES**  
1 Season (1961-62)



Los Angeles Lakers 1961-62

MEDIA

COACHING STAFF

PLAYERS

2013-14 REVIEW

RECORDS

HISTORY

101

## YEAR-BY-YEAR RECORDS

MEDIA

COACHING STAFF

PLAYERS

2013-14 REVIEW

RECORDS

HISTORY

102

YEAR	OVERALL RECORD	CONF. RECORD	CONF. FINISH	HEAD COACH
1920-21	22-7-1			Frederick Graham
1921-22	1-7			W.H. DePriest
1922-23	6-4			Lester Barnhard
1923-24	4-9			Lester Barnhard
1924-25	3-5			Zach Curlin
1925-26	4-5			Zach Curlin
1926-27	5-7			Zach Curlin
1927-28	10-11	5-3#		Zach Curlin
1928-29	15-3	8-0#		Zach Curlin
1929-30	16-8	12-2		Zach Curlin
1930-31	14-2	11-1#		Zach Curlin
1931-32	11-10	9-5#		Zach Curlin
1932-33	7-6	5-3#		Zach Curlin
1933-34	5-14	2-4#		Zach Curlin
1934-35	5-15	3-7@		Zach Curlin
1935-36	7-7	3-7@		Zach Curlin
1936-37	5-7	3-7@		Zach Curlin
1937-38	0-14	0-10@		Zach Curlin
1938-39	2-13	1-9@		Zach Curlin
1939-40	7-9	5-5@		Zach Curlin
1940-41	9-8	4-5@		Zach Curlin
1941-42	7-9	3-7@		Zach Curlin
1942-43	7-4			Zach Curlin
1943-44	No Team (World War II)			
1944-45	3-6			Zach Curlin
1945-46	7-4			Zach Curlin
1946-47	11-7			Zach Curlin
1947-48	13-10			Zach Curlin
1948-49	11-10			McCoy Tarry
1949-50	12-9			McCoy Tarry
1950-51	17-8			McCoy Tarry
1951-52	25-10			Eugene Lambert
1952-53	10-14			Eugene Lambert
1953-54	15-9			Eugene Lambert
1954-55	17-5			Eugene Lambert

YEAR	OVERALL RECORD	CONF. RECORD	CONF. FINISH	HEAD COACH
1955-56	20-7			Eugene Lambert
1956-57	24-6			Bob Vanatta
1957-58	15-7			Bob Vanatta
1958-59	17-6			Bob Vanatta
1959-60	18-5			Bob Vanatta
1960-61	20-3			Bob Vanatta
1961-62	15-7			Bob Vanatta
1962-63	19-7			Dean Ehlers
1963-64	14-11			Dean Ehlers
1964-65	10-14			Dean Ehlers
1965-66	10-15			Dean Ehlers
1966-67	17-9			Moe Iba
1967-68	8-17	2-14%	9th	Moe Iba
1968-69	6-19	0-16%	9th	Moe Iba
1969-70	6-20	1-15%	9th	Moe Iba
1970-71	18-8	8-6%	4th	Gene Bartow
1971-72	21-7	12-2%	T1st	Gene Bartow
1972-73	25-6	12-2%	1st	Gene Bartow
1973-74	19-11			Gene Bartow
1974-75	20-7			Wayne Yates
1975-76	21-9	1-1^	4th	Wayne Yates
1976-77	20-9	2-4^	T5th	Wayne Yates
1977-78	19-9	7-5^	3rd	Wayne Yates
1978-79	13-15	5-5^	3rd	Wayne Yates
1979-80	13-14	5-7^	4th	Dana Kirk
1980-81	13-14	5-7^	5th	Dana Kirk
1981-82	24-5	10-2^	1st (t)	Dana Kirk
1982-83	23-8	6-6^	4th	Dana Kirk
1983-84	26-7	11-3^	T1st (t)	Dana Kirk
1984-85	31-4	13-1^	1st (t)	Dana Kirk
1985-86	28-6	9-3^	2nd	Dana Kirk
1986-87	26-8	8-4^	2nd (t)	Larry Finch
1987-88	20-12	6-6^	T3rd	Larry Finch
1988-89	21-11	8-4^	T2nd	Larry Finch
1989-90	18-12	8-6^	4th	Larry Finch


YEAR	OVERALL RECORD	CONF. RECORD	CONF. FINISH	HEAD COACH
1990-91	17-15	7-7^	T4th	Larry Finch
1991-92	23-11	5-5&	T3rd	Larry Finch
1992-93	20-12	7-3&	2nd	Larry Finch
1993-94	13-16	4-8&	T5th	Larry Finch
1994-95	24-10	9-3&	1st	Larry Finch
1995-96	22-8	11-3*	1st-W!	Larry Finch
1996-97	16-15	10-4*	T1st-W	Larry Finch
1997-98	17-12	12-4*	1st-N	Tic Price
1998-99	13-15	6-10*	T2nd-N	Tic Price
1999-2000	15-16	7-9*	T3rd-N!	Johnny Jones
2000-01	21-15	10-6*	2nd-N	John Calipari
2001-02	27-9	12-4*	1st-N	John Calipari
2002-03	23-7	13-3*	1st-N	John Calipari
2003-04	22-8	12-4*	T1st	John Calipari
2004-05	22-16	9-7*	T6th	John Calipari
2005-06	33-4	13-1*	1st (t)	John Calipari
2006-07	33-4	16-0*	1st (t)	John Calipari
2007-08**	—	—	—	John Calipari
2008-09	33-4	16-0*	1st (t)	John Calipari
2009-10	24-10	13-3*	2nd	Josh Pastner
2010-11	25-10	10-6*	4th (t)	Josh Pastner
2011-12	26-9	13-3*	1st (t)	Josh Pastner
2012-13	31-5	16-0*	1st (t)	Josh Pastner
2013-14	24-10	12-6\$	3rd (t)	Josh Pastner

# - Mississippi Valley Conference  
 @ - Southern Intercollegiate Athletic Association  
 % - Missouri Valley Conference  
 ^ - Metro Conference  
 & - Great Midwest Conference  
 \* - Conference USA  
 \$ - American Athletic Conference  
 (t) - denotes tournament champion  
 W - White Division  
 N - National Division  
 ! - tied for Conference USA regular-season title

\*\* - 2007-08 season vacated by NCAA (Overall record was 38-2/C-USA record 16-0/1st place/won C-USA Tournament title)

## RECORD BY DECADES

YEARS	RECORD	PCT.
1920-29	70-58-1	.547
1930-39	72-96	.429
1940-49	75-67	.528
1950-59	172-81	.679
1960-69	137-107	.561
1970-79	182-101	.643
1980-89	225-89	.717
1990-99	183-126	.592
2000-09**	267-85	.759
2010-14	130-44	.747



DANA KIRK

## COACHING RECORDS

YEARS	COACH	SEASON	OVERALL	PCT	HOME	AWAY	NEUTRAL	CONFERENCE
1920-21	Fred Grantham	1	22-7-1	.750	NA	NA	NA	NA
1921-22	W.H. DePriest	1	1-7	.125	1-1	0-6	-	-
1922-24	Lester Barnard	2	10-13	.435	7-3	3-10	-	-
1924-48	Zach Curlin	23	173-184	.485	106-77	57-100	10-7	50-14
1948-51	McCoy Tarry	3	40-27	.597	24-6	12-9	4-2	-
1951-56	Eugene Lambert	5	87-45	.659	46-6	37-36	4-3	-
1956-62	Bob Vanatta	6	109-34	.762	62-5	24-19	23-10	-
1962-66	Dean Ehlers	4	53-47	.530	33-16	13-26	7-5	-
1966-70	Moe Iba	4	37-65	.362	25-31	10-29	2-5	3-45
1970-74	Gene Bartow	4	83-32	.722	55-5	19-22	8-5	40-16
1974-79	Wayne Yates	5	93-49	.655	72-15	16-23	5-11	15-15
1979-86	Dana Kirk	7	158-58	.731	103-15	38-35	17-8	59-29
1986-97	Larry Finch	11	220-130	.629	152-31	43-74	25-25	83-54
1997-99	Tic Price	2	30-27	.526	22-9	8-16	0-2	18-14
1999-2000	Johnny Jones	1	15-16	.483	11-6	3-8	1-2	7-9
2000-09	John Calipari	9	214-67	.762	133-18	59-28	22-21	101-25
2009-present	Josh Pastner	5	130-44	.757	84-11	31-21	13-12	64-18
<b>Totals For 17 Coaches</b>		<b>93</b>	<b>1513-854-1</b>	<b>.639</b>	<b>956-256</b>	<b>383-462</b>	<b>149-119</b>	<b>456-239</b>

\*\* - 2007-08 season vacated by NCAA (Record was 252-69/.785 winning pct./153-19 home record/69-28 road record/30-22 neutral record/117-25 conference record)

### MEMPHIS HOME COURTS

COURT/CAPACITY	YEARS	RECORD
Normal Cage, YMCA or Messick High Gym	1920-29	-
Memorial Fieldhouse/500	1951-64	125-17
Mid-South Coliseum/11,200	1964-91	343-90
The Pyramid/20,142	1991-2004	173-42
FedExForum/18,400	2004-present	177-21

### MEMPHIS CONFERENCE AFFILIATIONS

CONFERENCE	YEARS
Mississippi Valley Conference	1928-33
Missouri Valley Conference	1967-74
Metro Conference	1975-91
Great Midwest Conference	1991-95
Conference USA	1995-2013
American Athletic Conference	July 2013-present



**Frederick Grantham**  
(1920-21)



**W.H. DePriest**  
(1921-22)



**Lester Barnard**  
(1922-24)



**Zach Curlin**  
(1924-48)



**McCoy Tarry**  
(1948-51)



**Eugene Lambert**  
(1951-56)



**Bob Vanatta**  
(1956-62)



**Dean Ehlers**  
(1962-66)



**Moe Iba**  
(1966-70)



**Gene Bartow**  
(1970-74)



**Wayne Yates**  
(1974-79)



**Dana Kirk**  
(1979-86)



**Larry Finch**  
(1986-97)



**Tic Price**  
(1997-1999)



**Johnny Jones**  
(1999-2000)



**John Calipari**  
(2000-09)



**Josh Pastner**  
(2009-present)

MEDIA

COACHING STAFF

PLAYERS

2013-14 REVIEW

RECORDS

HISTORY

103

## TIGERS SCOREBOARD

Weekly Associated Press national rankings are designated in far right two columns (HR- Memphis ranking; VR- opponent ranking)

### 1920-21

RECORD: 22-7-1

COACH: FREDERICK GRANTHAM

DATE	R	MEM	OPPONENT	OPP	HR	VR
D. 14	W	24	Whitehaven	14	--	--
16	W	71	McLemore	7	--	--
23	W	57	Messick High	8	--	--
24	W	21	Millington	6	--	--
J. 7	W	66	Messick High	10	--	--
10	L	18	Memphis "Y" Rangers	27	--	--
11	W	11	Spedway	7	--	--
13	W	57	McLemore	7	--	--
14	L	35	Union	37	--	--
15	W	31	Ridgely	20	--	--
20	W	25	Memphis Univ. School	11	--	--
21	L	10	Millington	26	--	--
24	W	33	Memphis Tech High	13	--	--
25	W	52	Neshoba	5	--	--
26	W	58	Collierville	16	--	--
F. 3	W	21	Central High	17	--	--
4	T	26	Covington Ramblers	26	--	--
5	L	22	UT Doctors	29	--	--
7	W	42	Messick High	10	--	--
9	L	26	Memphis "Y" Rangers	43	--	--
10	W	21	Christian Brothers	12	--	--
16	W	36	Millington	14	--	--
17	W	37	Memphis Univ. School	7	--	--
26	W	26	Union	19	--	--
M. 3	W	16	Christian Brothers	15	--	--
4	W	31	Halls, Tenn.	23	--	--
5	W	14	Halls, Tenn.	10	--	--
7	L	7	Central High	14	--	--
10	W	24	Memphis Tech High	11	--	--
12	L	12	UT Doctors	18	--	--

### 1921-22

RECORD: 1-7; H: 1-1; A: 0-6

COACH: W.H. DEPRIEST

DATE	R	M	OPPONENT	O	HR	VR
J. 13	L	5	at Tiptonville Bulldogs	6	--	--
14	L	11	at Ridgely High	11	--	--
21	W	26	UT Doctors (Normal Cage)	13	--	--
F. 2	L	30	YMCA (Normal Cage)	34	--	--
3	L	17	at Jonesboro YMCA	52	--	--
4	L	18	at Arkansas A&M	31	--	--
18	L	25	at Union	31	--	--
23	L	16	at YMCA	49	--	--

### 1922-23

RECORD: 6-4; H: 3-1; A: 3-3

COACH: LESTER BARNHARD

DATE	R	M	OPPONENT	O	HR	VR
J. 12	W	16	at Ole Miss	14	--	--
13	L	16	at Ole Miss	25	--	--
20	L	33	at Memphis YMCA	44	--	--
24	W	32	Arkansas A&M	15	--	--
29	W	27	Hendrix College (ot)	24	--	--
F. 1	W	41	at Alamo High School	25	--	--
2	W	29	at Union	16	--	--
3	L	21	at Bemis (Tenn.) YMCA	26	--	--
16	L	18	UT Doctors	28	--	--

NOTE: Memphis also defeated Union at home during the 1922-23 season, however score and date are unavailable.

### 1923-24

RECORD: 4-9; H: 4-2; A: 0-7

COACH: LESTER BARNHARD

DATE	R	MEM	OPPONENT	OPP	HR	VR
J. 11	L	18	at Ole Miss	43	--	--
12	L	13	at Ole Miss	20	--	--
18	W	27	Union (YMCA)	20	--	--
26	W	23	Hendrix Co. (YMCA)	18	--	--
F. 2	L	26	Mississippi Co. (YMCA)	42	--	--
6	L	14	UT Doctors	17	--	--
8	L	17	at Union	19	--	--
15	L	11	at Arkansas State Normal	25	--	--
16	L	19	at Hendrix College	29	--	--
20	W	22	UT Doctors	17	--	--
25	W	37	Catholic Club (YMCA)	26	--	--
29	L	19	at Memphis YMCA	29	--	--
M. 3	L	26	at Memphis YMCA	29	--	--

### 1924-25

RECORD: 3-5; H: 2-1; A: 1-4

COACH: ZACH CURLIN

DATE	R	MEM	OPPONENT	OPP	HR	VR
J. 10	W	32	SW Presbyt-Clarksville	22	--	--
16	L	NA	at Millington	NA	--	--
30	W	32	at Hall-Moody (Martin)	28	--	--
31	W	28	Catholic Club (YMCA)	19	--	--

F. 2	L	19	at Ole Miss	51	--	--
3	L	14	at Ole Miss	44	--	--
7	L	23	UT Doctors	24	--	--
27	L	17	at Memphis YMCA	38	--	--

### 1925-26

RECORD: 4-5; H: 3-4; A: 1-1

COACH: ZACH CURLIN

DATE	R	MEM	OPPONENT	OPP	HR	VR
J. 16	L	21	Lambuth (YMCA)	26	--	--
19	L	21	Memphis Triangles	41	--	--
22	W	22	Jonesboro College	13	--	--
23	W	14	Jonesboro College	5	--	--
F. 1	W	41	Bethel (YMCA)	16	--	--
6	W	44	at Lambuth	25	--	--
9	L	19	Rhodes College (YMCA)	31	--	--
12	L	31	at Arkansas A&M	33	--	--
17	L	22	Rhodes College (YMCA)	35	--	--

### 1926-27

RECORD: 5-7; H: 2-3; A: 3-4

COACH: ZACH CURLIN

DATE	R	MEM	OPPONENT	OPP	HR	VR
J. 7	W	42	Lambuth (YMCA)	20	--	--
14	L	14	at Rhodes College	34	--	--
17	L	NA	at Young Men's Institute	NA	--	--
21	W	33	Jonesboro College	13	--	--
23	W	39	at Lambuth	24	--	--
26	L	12	Rhodes College	17	--	--
28	L	29	Hall-Moody Institute	33	--	--
F. 5	W	33	at Jonesboro College	20	--	--
9	L	28	at Earle, Ark.	31	--	--
11	L	21	at Hall-Moody Institute	53	--	--
12	W	32	at Union	26	--	--
25	L	34	Memphis Triangles	43	--	--

### 1927-28

RECORD: 10-11; H: 5-2; A: 3-8; N: 2-1

MISSISSIPPI VALLEY CONFERENCE: 5-3

COACH: ZACH CURLIN

DATE	R	MEM	OPPONENT	OPP	HR	VR
J. 6	W	62	*at Delta State	6	--	--
11	W	50	*Bethel (Messick HS)	19	--	--
13	L	24	Rhodes College	32	--	--
18	W	38	*at Jonesboro College	31	--	--
20	W	36	*Lambuth	26	--	--
25	W	37	at Catholic Club	35	--	--
28	L	35	UT JC	58	--	--
31	L	30	at Elks Club	79	--	--
F. 3	W	32	*Jonesboro College	17	--	--
4	L	30	*at Lambuth	43	--	--
7	L	28	at Rhodes College	57	--	--
10	L	24	*at Bethel	30	--	--
11	L	38	*at UT Martin	45	--	--
13	W	51	UT Doctors (Messick)	18	--	--
15	L	26	at Earle, Ark.	69	--	--
17	L	30	at Arkansas A&M	34	--	--
20	W	34	Arkansas A&M	30	--	--
24	L	20	at YMCA Triangles	32	--	--

### Mississippi Valley Tournament, Jonesboro, Ark.

M. 2	W	45	Will Mayfield (Mo.)	23	--	--
2	W	40	Lambuth	24	--	--
3	L	37	UT JC	47	--	--

\*Mississippi Valley Conference game

### 1928-29

RECORD: 15-3; H: 7-1; A: 6-2; N: 2-0

MISSISSIPPI VALLEY CONFERENCE: 8-0

COACH: ZACH CURLIN

DATE	R	MEM	OPPONENT	OPP	HR	VR
J. 4	L	23	at Arkansas A&M	14	--	--
12	W	54	*at Delta State	34	--	--
14	W	40	Cumberland	27	--	--
16	L	31	Elk's Club	39	--	--
18	W	29	*Murray State	21	--	--
25	W	50	Arkansas A&M	22	--	--
29	W	52	Catholic Club	24	--	--
F. 1	W	43	*at Jonesboro College	14	--	--
2	W	29	*Delta State	23	--	--
9	W	42	*Jonesboro College	25	--	--
15	W	28	*at UT JC	20	--	--
16	W	38	*at Murray State	30	--	--
19	W	50	*UT JC	17	--	--
20	W	40	at Catholic Club	40	--	--
23	L	32	at Bemis (Tenn.) YMCA	31	--	--

### Mississippi Valley Tournament, Murray, Ky.

M. 4	W	32	Jonesboro College	27	--	--
5	W	44	Will Mayfield (Mo.)	22	--	--
5	W	33	at Murray State	31	--	--

\*Mississippi Valley Conference game

### 1929-30

RECORD: 16-8; H: 11-1; A: 5-7

MISSISSIPPI VALLEY CONFERENCE: 12-2

COACH: ZACH CURLIN

DATE	R	MEM	OPPONENT	OPP	HR	VR
J. 3	W	22	Arkansas A&M	15	--	--

4	W	38	*at Caruthersville JC	31	--	--
10	W	32	*UT JC	10	--	--
13	W	27	*Will Mayfield (Mo.)	14	--	--
17	W	34	*at UT JC	13	--	--
18	L	26	*at Murray State	42	--	--
22	L	24	Memphis YMCA	37	--	--
24	W	42	*at Delta State	25	--	--
25	L	36	*at Sunflower (Miss.) JC	40	--	--
29	L	40	at Earle, Ark.	41	--	--
31	W	24	*at Lambuth	19	--	--
F. 1	W	37	*at Bethel College	24	--	--
5	W	40	*Delta State	20	--	--
7	L	28	at Memphis YMCA	31	--	--
10	W	48	*Bethel College	34	--	--
14	W	38	*Murray State	37	--	--
15	W	33	*Lambuth	28	--	--
19	L	26	at Earle, Ark.	65	--	--
21	L	21	at Arkansas A&M	26	--	--
22	W	34	*Sunflower (Miss.) JC	26	--	--

### Mississippi Valley Tournament, Memphis, Tenn.

M. 3	W	44	Lambuth	30	--	--
3	W	37	Sunflower (Miss.) JC	12	--	--
4	W	41	Middle Tennessee	21	--	--
4	L	31	Murray State	34	--	--

\*Mississippi Valley Conference game

### 1930-31

RECORD: 14-2; H: 7-0; A: 6-1; N: 1-1

MISSISSIPPI VALLEY CONFERENCE: 11-1

COACH: ZACH CURLIN

DATE	R	MEM	OPPONENT	OPP	HR	VR
J. 2	W	39	Arkansas A&M	12	--	--
12	W	35	*at Freed-Hardeman	21	--	--
16	W	35	*Caruthersville (Mo.) JC	20	--	--
17	W	51	*Lambuth	23	--	--
23	W	42	*at Delta State	20	--	--
24	W	28	*at Sunflower (Miss.) JC	27	--	--
30	W	36	*at Bethel College	18	--	--
F. 6	W	67	*Freed-Hardeman	20	--	--
7	W	46	*at Lambuth	20	--	--
9	W	31	*Delta State	16	--	--
16	L	28	*at Caruthersville JC	30	--	--
20	W	45	at Arkansas A&M	21	--	--
21	W	64	*Sunflower (Miss.) JC	27	--	--
28	W	59	*Bethel College	19	--	--

### Mississippi Valley Tournament, Martin, Tenn.

M. 2	W	35	Bethel College	33	--	--
3	L	32	Tennessee Tech	42	--	--

# MEMPHIS BASKETBALL

## TIGERS SCOREBOARD

F. 3	W	29	Delta State	26	--	--
10	L	34	Louisiana College	36	--	--
15	L	34	Middle Tennessee	40	--	--
21	L	31	at Union	43	--	--
22	L	36	at Murray State	45	--	--
28	W	41	at Millsaps	28	--	--
29	W	31	at Mississippi College	38	--	--

### 1936-37

RECORD: 5-7; H: 3-3; A: 2-4  
COACH: ZACH CURLIN

DATE	R	MEM	OPPONENT	OPP	HR	VR
J. 9	W	37	Tennessee Tech	26	--	--
13	L	30	Murray State	33	--	--
14	L	21	at Tennessee Tech	22	--	--
15	L	24	at Middle Tennessee	33	--	--
16	W	52	at Middle Tennessee	33	--	--
22	W	39	Jacksonville State	25	--	--
23	L	24	Delta State	28	--	--
F. 2	L	32	at Murray State	35	--	--
6	L	25	Union	41	--	--
9	W	43	Austin Peay Normal	31	--	--
18	L	23	at Union	32	--	--
20	W	41	at Delta State	40	--	--

### 1937-38

RECORD: 0-14; H: 0-7; A: 0-7  
COACH: ZACH CURLIN

DATE	R	MEM	OPPONENT	OPP	HR	VR
J. 7	L	16	at Murray State	42	--	--
8	L	25	at Arkansas State College	41	--	--
13	L	36	at Delta State	64	--	--
14	L	31	at Mississippi Southern	50	--	--
22	L	20	Arkansas State College	39	--	--
28	L	32	Union	58	--	--
31	L	35	Murray State	68	--	--
F. 5	L	34	Delta State	69	--	--
10	L	26	at Union	42	--	--
11	L	29	at Middle Tennessee	30	--	--
12	L	23	at Tennessee Tech	50	--	--
16	L	12	Rhodes College	44	--	--
18	L	33	Tennessee Tech	49	--	--
19	L	43	Middle Tennessee	44	--	--

### 1938-39

RECORD: 2-13; H: 2-7; A: 0-6  
COACH: ZACH CURLIN

DATE	R	MEM	OPPONENT	OPP	HR	VR
J. 9	L	32	at Arkansas State College	38	--	--
13	L	31	at Middle Tennessee	41	--	--
14	L	35	at Tennessee Tech	37	--	--
20	L	20	at Union	33	--	--
23	L	28	Southwestern	33	--	--
24	L	53	Delta State	58	--	--
26	W	53	Arkansas State College	45	--	--
28	L	33	at Murray State	66	--	--
F. 3	L	40	Tennessee Tech	43	--	--
4	L	31	Middle Tennessee	39	--	--
7	L	38	Rhodes College	45	--	--
9	L	43	Jacksonville State	47	--	--
10	L	35	Murray State	40	--	--
16	L	43	Union (ot)	39	--	--
17	L	42	at Delta State	69	--	--

### 1939-40

RECORD: 7-9; H: 6-3; A: 1-6  
COACH: ZACH CURLIN

DATE	R	MEM	OPPONENT	OPP	HR	VR
D. 15	L	29	Ole Miss	40	--	--
J. 6	L	44	at Arkansas State College	45	--	--
12	L	29	at Delta State	50	--	--
13	W	35	Murray State	32	--	--
20	W	38	Tennessee Tech	27	--	--
23	L	34	at Murray State	66	--	--
25	L	29	Arkansas State Teachers	38	--	--
26	L	35	at Middle Tennessee	52	--	--
27	L	35	at Tennessee Tech	44	--	--
F. 3	W	46	Rhodes College (2 ot)	44	--	--
6	W	52	Union	40	--	--
7	L	41	Arkansas State College	46	--	--
10	L	41	Middle Tennessee St.	31	--	--
13	W	39	at Rhodes College	36	--	--
16	W	38	Delta State	37	--	--
21	L	47	at Union	65	--	--

### 1940-41

RECORD: 9-8; H: 5-4; A: 3-3; N: 1-1  
COACH: ZACH CURLIN

DATE	R	MEM	OPPONENT	OPP	HR	VR
J. 7	L	31	#Ford V8s	39	--	--
11	W	45	at Union	38	--	--
14	W	29	at Southwestern	28	--	--
17	W	46	Mississippi Southern	41	--	--
22	L	25	Delta State	37	--	--
23	L	29	at Tennessee Tech	32	--	--
24	W	37	at Middle Tennessee	28	--	--
31	W	40	*Coca Cola	25	--	--

F. 4	W	29	Southwestern	27	--	--
6	L	26	at Delta State	58	--	--
7	W	43	Tennessee Tech (ot)	41	--	--
14	L	45	Murray State	52	--	--
15	W	52	Middle Tennessee	36	--	--
18	L	41	New York Celtics	48	--	--
21	L	31	at Murray State	55	--	--
24	L	37	Southwestern	46	--	--

#Gaston Community Center, Memphis  
\*Ellis Community Center, Memphis  
NOTE: Memphis also defeated Union at home, however score and date are unknown.

### 1941-42

RECORD: 7-9; H: 5-3; A: 2-5; N: 0-1  
COACH: ZACH CURLIN

DATE	R	MEM	OPPONENT	OPP	HR	VR
J. 8	W	40	Buckeye Pulp Plant	32	--	--
12	W	50	at Rhodes College	25	--	--
15	L	43	Union	45	--	--
20	L	31	at Murray State	46	--	--
21	W	47	at Union	41	--	--
27	L	24	at Delta State	43	--	--
29	W	32	Tennessee Tech	29	--	--
F. 2	L	43	#Goldcrest	54	--	--
3	L	29	Delta State	32	--	--
5	W	70	Middle Tennessee	29	--	--
11	W	51	Arkansas College	32	--	--
13	L	28	at Tennessee Tech	41	--	--
14	L	25	at Middle Tennessee	36	--	--
17	W	72	Rhodes College	41	--	--
20	L	37	Murray State	70	--	--
24	L	47	at Arkansas College	73	--	--

#Gaston Community Center, Memphis

### 1942-43

RECORD: 7-4; H: 5-3; A: 1-1; N: 1-0  
COACH: ZACH CURLIN

DATE	R	MEM	OPPONENT	OPP	HR	VR
J. 29	W	54	Rhodes College	45	--	--
30	W	47	Rhodes College	34	--	--
F. 2	L	46	at NATTC	65	--	--
3	W	52	#Hurley Tractors	44	--	--
8	L	42	Ferry Command	44	--	--
9	W	60	DuPont Acid Aces	39	--	--
10	W	57	Second Army	41	--	--
16	L	21	Aviation Maintenance	40	--	--
17	L	23	NATTC	34	--	--
19	W	55	at Rhodes College	37	--	--
20	W	34	Second Army	23	--	--

#Gaston Community Center

### 1943-44

NO TEAM DUE TO WORLD WAR II

### 1944-45

RECORD: 3-6; H: 2-3; A: 1-3  
COACH: ZACH CURLIN

DATE	R	MEM	OPPONENT	OPP	HR	VR
J. 11	L	41	at Rhodes College	47	--	--
13	L	39	Rhodes College	43	--	--
20	W	44	at Arkansas State College	25	--	--
25	L	38	Coca Cola	43	--	--
27	W	63	National Fireworks	51	--	--
30	L	25	at Ken. Gen. Wireworks	60	--	--
F. 3	W	41	Arkansas State College	30	--	--
19	L	30	Rhodes College	35	--	--
20	L	38	at Rhodes College	51	--	--

#Gaston Community Center

### 1945-46

RECORD: 7-4; H: 5-2; A: 2-1; N: 0-1  
COACH: ZACH CURLIN

DATE	R	MEM	OPPONENT	OPP	HR	VR
J. 17	W	65	Delta State	17	--	--
18	W	41	Union	39	--	--
25	L	51	#Rhodes College	54	--	--
31	W	46	UT Dental College	31	--	--
F. 1	L	43	at Arkansas State College	56	--	--
8	W	41	at Rhodes College	33	--	--
15	L	37	Arkansas State College	46	--	--
19	W	40	Rhodes College	35	--	--
26	L	41	Rhodes College	47	--	--
27	W	49	at Rhodes College	36	--	--

#Ellis Auditorium, Memphis

NOTE: Memphis also defeated NATTC, however score and date are unknown.

### 1946-47

RECORD: 11-7; H: 5-3; A: 5-4; N: 1-0  
COACH: ZACH CURLIN

DATE	R	MEM	OPPONENT	OPP	HR	VR
J. 4	W	46	Middle Tennessee	38	--	--
7	W	49	Southwestern (ot)	46	--	--
10	L	35	at Delta State	7	--	--
13	W	56	General Appliances	17	--	--
17	L	38	Union	42	--	--
20	L	37	at Arkansas State College	52	--	--

24	W	59	Tennessee Doctors	49	--	--
25	W	47	at Middle Tennessee	37	--	--
28	W	55	at NATTC (Millington)	48	--	--
30	W	64	at Kennedy Vets Hospital	46	--	--
F. 4	L	38	at NATTC (Millington)	45	--	--
6	W	62	#Arkansas State College	50	--	--
7	L	38	at Mississippi State	51	--	--
11	W	46	at Rhodes College	27	--	--
14	W	40	Chattanooga	30	--	--
15	L	46	Delta State	49	--	--
21	W	67	at Union	55	--	--
22	L	56	at Arkansas St. College (ot)	58	--	--

#Osceola, Ark.

### 1947-48

RECORD: 13-10; H: 9-3; A: 3-7; N: 1-0  
COACH: ZACH CURLIN

DATE	R	MEM	OPPONENT	OPP	HR	VR
D. 11	W	53	Middle Tennessee	45	--	--
13	W	56	Austin Peay College	48	--	--
J. 6	L	41	at Austin Peay College	48	--	--
7	L	43	at Murray State	61	--	--
10	L	50	Arkansas State College	53	--	--
13	W	54	Union	40	--	--
14	W	54	at Sewanee	64	--	--
15	L	63	at Chattanooga	42	--	--
17	L	32	Tennessee Tech	43	--	--
20	W	46	NATTC (Millington)	32	--	--
21	L	32	Delta State	52	--	--
24	W	51	#Rhodes College	42	--	--
30	W	46	Murray State	37	--	--
31	W	37	Samford	32	--	--
F. 5	L	56	at Arkansas State College	61	--	--
10	W	40	Rhodes College	35	--	--
14	L	44	at Tennessee Tech	58	--	--
17	L	42	at NATTC (Millington)	52	--	--
20	W	40	Birmingham Southern	39	--	--
23	W	63	at Union	38	--	--
24	W	62	Sewanee	42	--	--
27	L	52	at Samford	59	--	--
28	W	71	at Birmingham Southern	51	--	--

#Shelby County Building, Mid-South Fairgrounds

### 1948-49

RECORD: 11-10; H: 7-3; A: 3-7; N: 1-0  
COACH: MCCOY TARRY

DATE	R	MEM	OPPONENT	OPP	HR	VR
D. 17	W	51	at Union	50	--	--
18	W	71	Austin Peay College	65	--	--
30	W	43	NATTC (Millington)	39	--	--
J. 6	L	53	Louisville	72	--	--
8	W	53	Rhodes College	50	--	--
10	L	71	at Chattanooga	74	--	--
11	L	62	at Austin Peay College	63	--	--
15	W	59	at Arkansas State College	55	--	--
18	L	51	at Western Kentucky	78	--	3
22	W	67	Tennessee Tech	57	--	--
24	W	53	at NATTC (Millington)	31	--	--
25	L	50	Union	68	--	--
28	W	48	Delta State	44	--	--
F. 2	L	52	at Murray State	56	--	--
4	L	58	at Delta State	80	--	--
12	W	52	Chattanooga	42	--	--
16	L	62	Murray State			

## TIGERS SCOREBOARD

### MEMPHIS FINAL NATIONAL RANKING

YEAR	—FINAL RANK—			COACHES*
	AP	UPI		
1957	12	—	—	—
1961	14	20	—	—
1972	13	13	—	—
1973	12	11	—	—
1982	9	9	—	—
1983	17	17	—	—
1984	16	16	—	—
1985	5	4	—	—
1986	12	12	—	—
1996	16	—	17	—
2003	19	—	22	—
2004	24	—	—	—
2006	4	—	6	—
2007	5	—	7	—
2008	2	—	2	—
2009	3	—	9	—
2013	19	—	15	—

\* final regular-season poll

### 1953-54 (NCAA TOURNAMENT)

RECORD: 15-9; H: 10-2; A: 5-7  
COACH: EUGENE LAMBERT

DATE	R	MEM	OPPONENT	OPP	HR	VR
N. 28	W	96	Union	65	—	—
D. 3	W	89	Lambuth College	59	—	—
7	W	71	at East Tennessee State	68	—	—
8	L	59	at Morehead State	69	—	—
11	W	104	Marshall	85	—	—
14	L	63	SMU	66	—	—
19	L	67	at Arkansas Tech	83	—	—
21	W	71	Baylor	64	—	—
J. 5	L	73	at Murray State	82	—	—
8	W	75	at Middle Tennessee	68	—	—
9	L	73	at Tennessee Tech	94	—	—
12	W	68	at North Alabama	60	—	—
14	W	47	Murray State	45	—	—
20	W	82	Middle Tennessee	65	—	—
23	L	53	at Western Kentucky	63	—	4
28	W	86	at Mississippi Southern	70	—	—
29	L	70	at Centenary	80	—	—
F. 1	W	87	Arkansas State College	77	—	—
4	L	59	Dayton	66	—	—
8	W	81	Tennessee Tech	58	—	—
9	W	82	Ole Miss	75	—	—
13	L	75	at Arkansas State College	85	—	—
16	W	93	North Alabama	61	—	—
27	W	65	at Centenary	57	—	—

### 1955-56 (NCAA TOURNAMENT)

RECORD: 20-7; H: 10-0; A: 9-6; N: 1-1  
COACH: EUGENE LAMBERT

DATE	R	MEM	OPPONENT	OPP	HR	VR
D. 1	W	136	at Union	70	—	—
5	W	84	Texas A&M	71	—	—
7	W	102	Hardin Simmons	52	—	—
15	W	112	Mississippi Southern	76	—	—
17	W	75	at Hardin Simmons	73	—	—
19	W	71	at UTEP	70	—	—
21	W	98	at Arizona (ot)	92	18	—
J. 2	W	112	Northwestern State	78	—	—

**Senior Bowl Tournament, Mobile, Ala.**

DATE	R	MEM	OPPONENT	OPP	HR	VR
4	W	79	Miami, Fla.	71	12	—
5	L	65	at Spring Hill	79	12	—
10	W	80	Western Kentucky	64	17	—
14	W	74	at Arkansas State College	64	17	—
18	L	75	at Louisville	85	15	10
20	W	73	at Washington (Mo.)	71	15	—
27	W	105	Mississippi State	73	19	—
30	W	97	Arkansas State College	67	19	—
F. 1	W	106	Murray State	72	16	—
4	L	67	at St. Bonaventure	79	16	—
6	W	84	at West Virginia	69	16	—
11	L	96	Tennessee Tech	77	—	—
15	L	71	at Dayton	85	19	2
18	W	101	Centenary	82	19	—
20	L	81	at Tennessee Tech	90	19	—
22	W	100	at Murray State	94	—	—
27	L	80	at Centenary (ot)	84	—	—
28	W	78	at Northwestern State	65	—	—

**NCAA Tournament, Wichita, Kan.**

DATE	R	MEM	OPPONENT	OPP	HR	VR
M. 12	L	81	Oklahoma City	96	—	—

18	L	96	at Oklahoma City	106	—	13
23	W	98	at Western Kentucky	82	20	—
28	W	97	at Arkansas State College	75	19	—

**National Invitation Tournament, New York, N.Y.**

M. 16	W	77	Utah	75	16	—
18	W	85	Manhattan	73	16	—
21	W	80	St. Bonaventure (ot)	78	16	—
23	L	83	Bradley	84	16	19

#Ellis Auditorium, Memphis

### 1957-58

RECORD: 15-7; H: 9-2; A: 3-4; N: 3-1  
COACH: BOB VANATTA

DATE	R	MEM	OPPONENT	OPP	HR	VR
D. 4	W	96	Union	69	—	—
7	W	72	VMI	58	—	—
9	L	68	Texas A&M	71	—	—
11	L	54	#Mississippi State	56	20	—
16	W	70	The Citadel	63	20	—

**Madison Square Garden, New York, N.Y.**

DATE	R	MEM	OPPONENT	OPP	HR	VR
21	L	69	Manhattan	88	—	—

**Sugar Bowl Tournament, New Orleans, La.**

DATE	R	MEM	OPPONENT	OPP	HR	VR
28	W	65	Loyola-New Orleans (ot)	63	—	—
30	W	47	Maryland	46	—	6

**Madison Square Garden, New York, N.Y.**

DATE	R	MEM	OPPONENT	OPP	HR	VR
J. 6	W	53	Oklahoma City	50	—	—
11	W	75	at Murray State	66	18	—
13	W	59	Florida State	56	18	—
18	W	64	Stetson	58	—	—
25	W	85	#Ole Miss	62	—	—
28	W	76	at Tennessee Tech	59	—	—
F. 1	L	54	at The Citadel	62	—	—
5	W	64	Tennessee Tech	63	—	—
8	L	76	at Loyola-Chicago (2 ot)	79	—	—
11	W	56	Murray State	50	—	—
14	L	59	at Oklahoma City	67	—	—
18	W	68	at Florida State	51	—	—
25	L	55	Loyola-New Orleans	68	—	—
28	W	70	Spring Hill	54	—	—

#Ellis Auditorium, Memphis

### 1958-59

RECORD: 17-6; H: 12-0; A: 2-4; N: 3-2  
COACH: BOB VANATTA

DATE	R	MEM	OPPONENT	OPP	HR	VR
D. 1	W	105	Chattanooga	56	—	—
6	W	64	Rollins College	48	—	—
10	W	59	#Alabama	55	—	—
13	W	101	at Tampa	63	—	—
16	W	74	Hardin Simmons	42	—	—
22	W	96	Toronto	56	—	—

**Sugar Bowl Tournament, New Orleans**

DATE	R	MEM	OPPONENT	OPP	HR	VR
29	W	73	Loyola-New Orleans	71	18	—
30	L	55	Mississippi State	73	—	8

**Madison Square Garden, New York, N.Y.**

DATE	R	MEM	OPPONENT	OPP	HR	VR
J. 10	L	66	Oklahoma City	61	—	13
13	W	75	at Florida State	72	—	—
17	L	79	at Tennessee Tech	82	—	—
19	W	85	Birmingham Southern	33	—	—
24	W	65	#Ole Miss	63	—	—
29	L	52	#Mississippi State	53	—	11
31	L	72	at Loyola-New Orleans	87	—	—
F. 5	W	95	Tampa	65	—	—
7	L	92	at Wichita State	95	—	—
10	W	93	Florida State	69	—	—

### 1954-55

RECORD: 17-5; H: 10-1; A: 6-3; N: 1-1  
COACH: EUGENE LAMBERT

DATE	R	MEM	OPPONENT	OPP	HR	VR
D. 1	W	95	Middle Tennessee	80	—	—
4	L	69	at Dayton	88	—	—
6	L	72	at Xavier	81	—	—
11	L	90	Morehead State	111	—	—
16	W	70	at Murray State	68	—	—
20	W	75	Texas Tech	66	—	—
22	W	86	Nebraska	79	—	—
J. 3	W	99	at Union	67	—	—

**Senior Bowl Tournament, Mobile, Ala.**

DATE	R	MEM	OPPONENT	OPP	HR	VR
5	W	94	at Spring Hill	83	—	—
6	W	105	Arkansas Tech (ot)	102	—	—
13	W	67	Murray State	56	—	—
22	W	96	at Tennessee Tech	73	—	—
24	W	104	Arkansas State College	79	—	—
27	W	91	at Middle Tennessee	86	—	—
29	W	95	Centenary	82	—	—
F. 1	W	81	Xavier	67	—	—
4	W	94	Mississippi State	68	—	—
9	W	106	Abilene Christian	71	—	—
12	W	86	at Arkansas State College	71	—	—
19	W	83	Tennessee Tech	45	—	—
26	L	68	at Centenary	70	15	—

**NCAA Tournament, Lexington, Ky.**

DATE	R	MEM	OPPONENT	OPP	HR	VR
M. 8	L	55	Penn State	59	19	—

### 1956-57 (NIT FINALIST)

RECORD: 24-6; H: 9-1; A: 7-3; N: 8-2  
COACH: BOB VANATTA

DATE	R	MEM	OPPONENT	OPP	HR	VR
D. 1	W	88	Arkansas State College	68	—	—
5	W	89	at Mississippi State	78	—	—
8	W	82	at Houston	78	—	—
10	W	71	at Mississippi Southern	70	—	—
14	W	77	UTEP	48	—	—
17	W	94	New Mexico	76	—	—
20	W	70	#Spring Hill	62	—	—

**All College Tournament, Oklahoma City, Okla.**

DATE	R	MEM	OPPONENT	OPP	HR	VR
27	L	99	Texas Tech	77	—	—
28	L	76	Seattle	84	—	18
29	W	77	Marquette	76	—	—

**Madison Square Garden, New York, N.Y.**

DATE	R	MEM	OPPONENT	OPP	HR	VR
J. 1	W	94	Arizona	76	—	—
9	L	68	Oklahoma City	80	20	17
5	L	71	at Louisville	93	—	5
12	W	85	#DePaul	81	—	—
16	W	105	Murray State	92	—	—
19	W	101	at Tennessee Tech	74	—	—
22	W	89	Tennessee Tech	73	—	—
26	W	86	Mississippi State	83	—	—
30	W	93	at Murray State	72	—	—
F. 2	W	81	#Louisville	78	—	3
9	L	86	Western Kentucky	84	16	20
5	W	78	at Centenary	90	16	—
16	W	96	Houston	86	—	—

15	L	48	at Idaho	51	—	—
17	L	52	at Whitman (Wash.)	55	—	—
18	L	63	at Seattle	66	—	—
19	L	49	at Portland	78	—	—
20	W	79	at Eastern Oregon	63	—	—
22	W	67	at Eastern Washington	53	—	—
28	W	69	at Whitworth (Wash.)	60	—	—
29	W	66	at Whitworth (Wash.)	55	—	—

**Honolulu, Hawaii**

DATE	R	MEM	OPPONENT	OPP	HR	VR
J. 2	L	61	at Hawaii (2ot)	68	—	—
4	W	60	at Universal Motors	58	—	—
5	W	62	at Air Training Service	47	—	—

**Madison Square Garden, New York, N.Y.**

DATE	R	MEM	OPPONENT	OPP	HR	VR
11	L	47	at Spring Hill (Ala.)	48	—	—
12	W	72	at Mississippi Southern	57	—	—
15	W	51	Murray State	47	—	—
16	W	85	at Rhodes College	39	—	—
18	W	65	Bethel College	31	—	—
21	W	79	Mississippi Southern	57	—	—
22	W	70	at Union	56	—	—
26	W	74	Austin Peay College	51	—	—
31	W	92	Middle Tennessee	57	—	—
F. 2	L	70	at Murray State	72	—	—
7	W	89	Union	55	—	—
11	W	47	Ole Miss	42	—	—
15	L	60	at Austin Peay College (2ot)	62	—	—
16	W	61	at Middle Tennessee	46	—	—
22	W	66	at Lambuth	57	—	—
25	W	10				

## TIGERS SCOREBOARD

14	W	82	Centenary	62	—	—
17	W	63	Tennessee Tech	60	—	—
21	L	68	at Oklahoma City	71	—	18
24	W	96	Loyola-New Orleans	62	—	—
27	W	77	Spring Hill	37	—	—

#Ellis Auditorium, Memphis

### 1959-60 (NIT)

RECORD: 18-5; H: 11-0; A: 4-4; N: 3-1  
COACH: BOB VANATTA

DATE	R	MEM	OPPONENT	OPP	HR	VR
D. 3	L	55	at Ohio State	94	—	—
5	W	90	North Texas	58	—	—
8	W	107	Texas Wesleyan	48	—	—
12	W	71	Baylor	56	—	—
15	W	67	Lamar	45	—	—

#### Murray State Invitational, Murray, Ky.

18	W	70	at Murray State	57	—	—
19	W	79	Mississippi State	62	—	—
22	W	88	Louisiana-Monroe	40	—	—
J. 7	W	81	Oklahoma City	68	—	—
11	W	86	Florida State	71	—	—
20	L	52	at Dayton	58	—	—
16	W	84	Tennessee Tech	65	—	—
23	W	96	#Ole Miss	57	—	—
28	W	63	#Alabama	37	—	—
F. 2	L	67	at Tennessee Tech	69	—	—
6	W	100	Richmond	74	—	—
9	W	83	at Florida State	67	—	—
13	L	75	at Wichita State	79	—	—
16	W	54	Loyola-New Orleans	38	—	—
20	W	70	at Oklahoma City	66	—	—
23	W	96	Spring Hill	55	—	—
27	W	79	at Loyola-New Orleans	63	—	—

#### National Invitation Tournament, New York, N.Y.

M. 10	L	70	Providence	71	—	—
-------	---	----	------------	----	---	---

#Ellis Auditorium, Memphis

### 1960-61 (NIT)

RECORD: 20-3; H: 10-1; A: 7-0; N: 3-2  
COACH: BOB VANATTA

DATE	R	MEM	OPPONENT	OPP	HR	VR
D. 1	W	118	UC Davis	52	—	—
6	W	84	at Baylor	58	—	—
10	W	102	North Texas	56	—	—
15	W	75	at BYU	72	—	—
17	W	77	at Montana State	50	—	—
19	W	86	at Seattle	81	—	—
22	W	111	Missouri Mines	50	—	—

#### Sugar Bowl Tournament, New Orleans

29	W	95	Western Kentucky	74	19	—
30	L	82	West Virginia (ot)	86	19	—
J. 7	W	72	#Southern Miss	55	—	—
10	W	85	Louisiana-Monroe	58	—	—
13	W	54	at Loyola-New Orleans	45	—	—
17	W	96	Louisiana College	39	—	—
20	W	70	Murray State	60	—	—
28	W	88	#Ole Miss	61	—	—
F. 1	W	83	at Tennessee Tech	70	—	—
4	L	77	Dayton	96	—	—
6	W	104	Richmond	73	—	—
11	W	78	at Villanova	74	—	—
15	W	81	Middle Tennessee	61	—	—
18	W	82	Tennessee Tech	73	—	—
25	W	85	Loyola-New Orleans	51	—	—

#### National Invitation Tournament, New York, N.Y.

M. 16	L	69	Holy Cross	81	—	—
-------	---	----	------------	----	---	---

#Ellis Auditorium, Memphis

### 1961-62 (NCAA TOURNAMENT)

RECORD: 15-7; H: 11-1; A: 1-4; N: 3-2  
COACH: BOB VANATTA

DATE	R	MEM	OPPONENT	OPP	HR	VR
D. 1	W	92	Texas Wesleyan	51	—	—
4	L	81	at Minnesota	89	—	—
6	W	59	Baylor	47	—	—
8	W	63	Texas Tech	62	—	—
11	W	62	Texas A&M	60	—	—
13	W	107	San Francisco State	49	—	—
19	L	71	Mississippi State	83	—	—
22	W	96	Richmond	77	—	—

#### Gulf Coast Tournament, Shreveport, La.

27	L	78	South Carolina	79	—	—
28	W	103	Northwestern State	83	—	—
29	W	79	Murray State	67	—	—
J. 2	W	85	New Mexico State	70	—	—

#### Madison Square Garden, New York, N.Y.

5	W	101	vs Seton Hall	84	—	—
13	W	87	at Loyola-New Orleans	76	—	—
20	L	76	at Loyola-Chicago	100	—	—
27	L	84	at Villanova	109	—	—
30	W	86	The Citadel	72	—	—
F. 3	W	90	Murray State	72	—	—
6	W	88	William & Mary	70	—	—
17	W	101	Loyola-New Orleans	58	—	—
21	L	67	at Dayton	78	—	—

#### NCAA Tournament, Dallas, Texas

M. 12	L	83	Creighton	87	—	—
-------	---	----	-----------	----	---	---

### 1962-63 (NIT)

RECORD: 19-7; H: 9-2; A: 6-2; N: 4-3  
COACH: DEAN EHLERS

DATE	R	MEM	OPPONENT	OPP	HR	VR
D. 2	W	80	McNeese State	52	—	—
3	W	101	New Mexico State	77	—	—
8	L	67	at Texas A&M	78	—	—
10	W	79	at Texas Tech	66	—	—

#### Jackson, Miss.

15	L	66	vs Mississippi State	77	—	5
18	W	78	Minnesota	70	—	—
22	W	70	#Ole Miss	62	—	—

#### All College Tournament, Oklahoma City, Okla.

27	W	76	Toledo	61	—	—
28	L	82	Loyola-Chicago	94	—	3

29	W	80	Oklahoma City	77	—	—
J. 2	W	99	Brigham Young	76	—	—
7	W	96	Hawaii	60	—	—
10	L	75	at Loyola-New Orleans	78	—	—
12	W	82	at Southern Miss	69	—	—
19	W	90	Centenary	85	—	—
23	W	60	at Murray State	58	—	—
26	W	71	#Mississippi State	65	—	9

F. 2	L	54	Villanova	59	—	—
9	W	72	at The Citadel	63	—	—
11	W	76	Louisville	55	—	—
19	W	61	Dayton	59	—	—
23	W	55	Loyola-New Orleans	48	—	—
26	W	90	at Centenary	79	—	—
M. 2	L	70	Creighton	95	—	—

#### National Invitation Tournament, New York, N.Y.

14	W	70	Fordham	49	—	—
16	L	67	Canisius	76	—	—

#Memphis Auditorium

### 1963-64

RECORD: 14-11; H: 10-4; A: 3-6; N: 1-1  
COACH: DEAN EHLERS

DATE	R	MEM	OPPONENT	OPP	HR	VR
D. 2	W	57	McNeese State	44	—	—

#### Jackson, Miss.

7	W	79	at Ole Miss	77	—	—
12	W	88	Marquette	54	—	—
14	W	73	at Mississippi State	65	—	—
16	W	108	Alabama	75	—	—
21	W	98	#Ole Miss	78	—	—

#### Vanderbilt Tournament, Nashville, Tenn.

27	L	79	at Vanderbilt	85	—	6
28	W	88	Western Kentucky	83	—	—

J. 1	L	66	Rhode Island	68	—	—
4	L	57	at Louisville	69	—	—
9	L	64	at Loyola-New Orleans	90	—	—
11	W	80	Southern Miss	55	—	—
16	L	90	Florida State	91	—	—
18	L	69	Miami, Fla.	78	—	—
20	W	83	Loyola-Chicago	65	—	2
25	W	81	#Mississippi State	66	—	—
F. 1	L	66	at Portland	75	—	—
3	L	88	at Seattle	105	—	—
5	W	87	at Creighton	86	—	—
8	W	98	DePaul	67	—	10
10	W	83	Florida State	71	—	—
15	L	73	at Dayton	83	—	—

#### Madison Square Garden, New York, N.Y.

20	L	71	New York University	95	—	—
22	W	93	Loyola-New Orleans	49	—	—
26	L	86	Xavier	99	—	—

#Memphis Auditorium

### 1964-65

RECORD: 10-14; H: 7-6; A: 3-8  
COACH: DEAN EHLERS

DATE	R	MEM	OPPONENT	OPP	HR	VR
D. 1	W	82	Texas A&M	73	—	—
5	W	78	Southwestern Louisiana	71	—	—
10	L	71	at Texas A&M	81	—	—
12	W	83	Alabama	73	—	—
19	L	63	at Tulsa	80	—	—
21	L	77	Seattle	89	—	—

#### Memphis State Classic, Memphis, Tenn.

28	W	95	SMU (ot)	91	—	—
29	L	68	Indiana	92	—	7

J. 2	L	71	Fordham	73	—	—
5	L	70	at DePaul	99	—	—
9	W	72	Creighton	66	—	—
14	W	71	at Loyola-New Orleans	65	—	—
16	L	61	at Florida State	74	—	—
23	L	80	Southern Miss	86	—	—
30	L	64	at Arizona	99	—	—

F. 1	W	116	at Pepperdine	90	—	—
2	L	79	at Santa Clara	92	—	—
6	L	70	Florida State	81	—	—
12	W	82	at Marquette	70	—	—
13	W	77	Dayton	71	—	—
20	W	84	Loyola-New Orleans	54	—	—
25	L	74	at Xavier	95	—	—
27	L	58	at Villanova	91	—	—
M. 3	L	87	Duquesne	93	—	—

### 1965-66

RECORD: 10-15; H: 9-4; A: 1-9; N: 0-2  
COACH: DEAN EHLERS

DATE	R	MEM	OPPONENT	OPP	HR	VR
D. 2	W	77	Union	59	—	—
4	L	69	Arizona	94	—	—
6	W	85	Pepperdine	66	—	—
11	L	61	at Western Kentucky	100	—	—
13	L	84	at Texas A&M	93	—	—
18	W	69	North Texas	67	—	—

#### Memphis State Classic, Memphis, Tenn.

20	L	72	Texas	80	—	—
21	W	85	Missouri	72	—	—

#### Queen City Tournament, Buffalo, N.Y.

30	L	65	Drake	80	—	—
J. 1	L	89	Canisius	92	—	—

5	W	97	at Southern Miss	77	—	—
8	W	97	Oklahoma City	87	—	—
13	L	78	at Loyola-New Orleans	86	—	—
15	L	63	at Florida State	67	—	—
22	L	69	Villanova	70	—	—
29	L	107	Xavier	110	—	—
31	L	89	at Oklahoma City	104	—	—
F. 2	L	82	at Creighton	115	—	—
5	W	81	Florida State	66	—	—
10	W	71	Loyola-New Orleans	69	—	—

## TIGERS SCOREBOARD

27	W	85	*Wichita State	77	—	—
M. 6	L	73	*at Louisville	102	—	—

\*Missouri Valley Conference game

**1971-72 (NIT)**

RECORD: 21-7; H: 14-1; A: 5-4; N: 2-2  
 MISSOURI VALLEY CONFERENCE: 12-2  
 COACH: GENE BARTOW

DATE	R	MEM	OPPONENT	OPP	HR	VR
D. 2	W	108	Missouri-Rolla	66	—	—
4	W	84	Oklahoma State	68	—	—
7	L	73	Marquette	74	—	2

**Vanderbilt Classic, Nashville, Tenn.**

10	W	74	Ole Miss	71	—	—
11	L	82	Vanderbilt	83	—	—

**Sun Bowl Tournament, El Paso, Texas**

17	W	82	San Francisco	77	—	—
18	L	79	at UTEP	85	—	—

**J. 6**

31	W	92	Arkansas	77	—	—
6	L	79	*at Bradley	95	—	—

**8**

W	123	MacMurray	62	—	—	—
12	W	82	LSU	63	—	—

**15**

W	99	*Tulsa	72	—	—	—
18	W	81	*at Drake	70	—	—

**22**

W	91	*North Texas	60	—	—	—
27	W	71	*Wichita State	69	—	—

**F. 2**

W	77	*at Louisville	69	—	3	—
5	W	88	South Alabama	71	—	—

**10**

L	72	*at Saint Louis	76	15	—	—
12	W	87	*at North Texas	80	15	—

**17**

W	70	*Bradley	59	18	—	—
19	W	73	*St. Louis	70	18	—

**24**

W	108	*at Wichita State	98	19	—	—
26	W	91	*at Tulsa	90	19	—

**M. 2**

W	80	*Louisville	65	20	2	—
4	W	70	*Drake	69	20	—

**Missouri Valley Playoff Game, Nashville, Tenn.**

11	L	72	Louisville	83	11	4
----	---	----	------------	----	----	---

**National Invitation Tournament, New York, N.Y.**

18	L	74	Oral Roberts	94	13	16
----	---	----	--------------	----	----	----

\*Missouri Valley Conference game

**1972-73 (NCAA FINAL FOUR)**

RECORD: 24-6; H: 14-1; A: 7-4; N: 3-1  
 MISSOURI VALLEY CONFERENCE: 12-2  
 COACH: GENE BARTOW

DATE	R	MEM	OPPONENT	OPP	HR	VR
D. 2	W	108	Missouri Western	74	11	—
5	L	81	at LSU	94	11	—
7	W	87	USF	73	11	—
9	L	69	at Marquette	72	11	5

12	L	79	Texas	80	19	—
16	W	80	Navy	51	19	—
20	W	80	UC-Santa Barbara	74	—	—

**Little Rock, Ark.**

23	W	87	at Arkansas	86	—	—
----	---	----	-------------	----	---	---

**26**

W	96	Cornell	64	—	—	—
30	W	74	at Vanderbilt	71	—	10

**J. 4**

W	97	*at Drake (2 ot)	92	—	—	—
6	W	76	*at Bradley	74	—	—

**10**

W	124	UCF	75	—	—	—
13	W	72	*Saint Louis	60	—	—

**20**

W	112	St. Joseph's (Ind.)	92	—	—	—
25	W	81	*Louisville	76	17	—

**27**

W	75	*New Mexico State	61	17	—	—
F. 1	W	73	*Drake	68	17	—

**3**

W	79	*Bradley	64	17	—	—
8	L	69	*at Louisville	83	15	—

**10**

W	91	*at Tulsa (ot)	87	15	—	—
15	W	99	*Wichita State	77	16	—

**17**

W	116	*West Texas State	79	16	—	—
22	W	93	*at North Texas	88	14	—

**24**

W	54	*at New Mexico State	53	14	—	—
M. 3	L	56	*at Saint Louis	70	10	—

**NCAA Midwest Regional, Houston, Texas**

15	W	90	South Carolina	76	12	—
17	W	92	Kansas State	72	12	9

**NCAA Final Four, St. Louis, Mo.**

24	W	98	Providence	85	12	4
26	L	66	UCLA	87	12	1

\*Missouri Valley Conference game

**1973-74 (NIT)**

RECORD: 19-11; H: 13-2; A: 4-7; N: 2-2  
 COACH: GENE BARTOW

DATE	R	MEM	OPPONENT	OPP	HR	VR
N. 30	W	106	Missouri-Rolla	69	20	—
D. 1	W	89	Milwaukee	78	20	—

**5**

W	105	UC Davis	61	10	—	—
8	W	100	Southern Miss	79	10	—

**11**

L	71	Vanderbilt	75	12	—	—
13	W	90	at Texas	82	12	—

**15**

W	99	East Texas State	76	12	—	—
18	L	80	at Florida State	88	16	—

**22**

W	101	Samford	69	16	—	—
---	-----	---------	----	----	---	---

**Sugar Bowl Tournament, New Orleans, La.**

28	W	86	at New Orleans	81	18	—
29	L	83	N.C. State	98	18	5

**J. 3**

W	67	Murray State (ot)	65	18	—	—
5	W	53	at West Texas State	49	19	—

**10**

L	80	Drake	91	—	—	—
12	L	61	at Saint Louis	65	—	—

**19**

L	81	at Louisville	94	—	—	—
---	----	---------------	----	---	---	---

26	W	67	Tulsa	64	—	—
31	W	73	New Mexico State	66	—	—

**F. 2**

W	65	North Texas	62	—	—	—
7	W	91	at Wichita State	90	—	—

**9**

L	77	at North Texas	83	—	—	—
14	W	78	Louisville	71	—	18

**16**

W	91	Saint Louis	81	—	—	—
21	L	86	at Drake	95	—	—

**23**

L	81	at Bradley	94	—	—	—
M. 1	W	73	at Hawaii	69	—	—

**2**

L	85	at Hawaii	117	—	—	—
---	----	-----------	-----	---	---	---

**National Invitation Tournament, New York, N.Y.**

17	W	73	Seton Hall	72	—	—
21	L	78	Utah	92	—	—

**1974-75 (NIT)**

RECORD: 20-7; H: 16-2; A: 3-3; N: 1-2  
 COACH: WAYNE YATES

DATE	R	MEM	OPPONENT	OPP	HR	VR
N. 30	W	96	Montclair State	60	15	—
D. 7	W	75	Green Bay	67	16	—

**9**

W	70	Florida State	69	16	—	—
12	W	100	East Texas State	89	14	—

**14**

W	102	Murray State	77	14	—	—
17	W	85	Brown	83	11	—

**20**

L	94	at UCLA	113	11	4	—
21	W	111	at Pepperdine (ot)	108	11	—

**Gator Bowl Tournament, Jacksonville, Fla.**

26	W	71	Temple	68	16	—
27	L	54	Penn State	61	16	—

**30**

L	91	Wichita State	95	16	—	—
J. 2	W	102	Georgia State	76	19	—

**4**

W	79	Western Kentucky	72	19	—	—
8	L	84	LaSalle	93	—	14

**11**

W	83	Southern Miss	77	—	—	—
14	W	138	Buffalo State	92	—	—

**18**

L	130	Missouri-St. Louis	79	—	—	—
25	W	103	North Texas	92	—	—

**30**

W	78	at Wichita State	76	—	—	—
10	W	74	UC-Santa Barbara	62	—	—

**15**

W	81	Milwaukee	69	—	—	—
20	W	88	at Tulsa	80	—	—

**23**

L	75	at Saint Louis	78	—	—	—
M. 1	W	93	Mercer	75	—	—

**4**

L	79	at Louisville	84	—	3	—
---	----	---------------	----	---	---	---

**National Invitation Tournament, New York, N.Y.**

16	L	95	vs. Oral Roberts	97	—	—
----	---	----	------------------	----	---	---

**1975-76 (NCAA WEST REGIONAL)**

RECORD: 21-9; H: 15-2; A: 5-3; N: 1-4  
 METRO CONFERENCE: 1-1  
 COACH: WAYNE YATES

DATE	R	MEM	OPPONENT	OPP	HR	VR
N. 29	L	74	*Louisville	79	19	8
D. 1	L	84	at Western Kentucky	87	19	—

**Sun Devil Classic, Tempe, Ariz.**

5	L	91	DePaul	100	—	—
6	L	86	Santa Clara	93	—	—

**10**

W	76	UCF	57	—	—	—
18	W	75	Wichita State	68	—	—

**20**

W	105	Midwestern State	76	—	—	—
23	W	84	Benedictine College	69	—	—

**27**

W	97	Cal-Poly	66	—	—	—
29	W	109	Murray State	83	—	—

**31**

W	90	Pepperdine	82	—	—	—
J. 3	W	92	VCU	72	—	—

**5**

W	104	Madison College	80	—	—	—
8	L	70	at Wichita State	81	—	—

**10**

L	71	Virginia Tech	72	—	—	—
15	W	100	Illinois College	76	—	—

**17**

L	79	at Florida State	100	—	—	—
20	W	8				

## TIGERS SCOREBOARD

28	L	83	at Dayton	85	—	—
31	L	70	Arkansas	95	—	2
J. 3	L	75	*Louisville	78	10	—
14	W	67	*Cincinnati	63	19	—
21	W	83	*at Cincinnati	76	19	—
24	W	65	*at Georgia Tech	62	—	—
28	W	86	*at Tulane	78	—	—
31	W	86	*Saint Louis (ot)	85	—	—
F. 4	W	101	*Tulane	91	—	—
6	L	89	*Florida State	95	15	—
11	L	82	*at Florida State	89	16	—
18	W	61	*Georgia Tech	59	—	—
23	L	80	*at Saint Louis	82	—	—
25	L	97	*at Louisville	115	20	—

<b>Metro Tournament, Cincinnati, Ohio</b>						
M. 2	W	79	Saint Louis	57	—	—
3	L	62	Louisville	67	—	20

\*Metro Conference game

### 1978-79

RECORD: 13-15; H: 12-6; A: 1-7; N: 0-2  
METRO CONFERENCE: 5-5  
COACH: WAYNE YATES

DATE	R	MEM	OPPONENT	OPP	HR	VR
N. 28	W	82	Missouri Western	71	—	—
D. 2	L	87	at Jacksonville	91	—	—
5	W	95	Kentucky Wesleyan	74	—	—
7	L	64	Mississippi State	93	—	—
9	L	89	Southern Miss (2 ot)	91	—	—
12	W	88	UMKC	82	—	—
14	W	89	Valdosta State	69	—	—
16	L	91	at Drake	109	—	—
23	W	79	Murray State	54	—	—

<b>Jackson, Miss.</b>						
26	L	89	Ole Miss	92	—	—
28	W	86	Eastern Michigan	58	—	—

<b>Little Rock, Ark.</b>						
30	L	69	Arkansas	82	—	20

J. 7	W	77	*at Saint Louis	65	—	—
9	W	106	Heidelberg (Ohio)	75	—	—
13	L	73	Dayton	75	—	—
16	L	84	Georgia Tech (2 ot)	89	—	—
18	L	86	*Florida State (ot)	93	—	—

<b>Louisiana Superdome, New Orleans, La.</b>						
20	W	87	*at Tulane (ot)	81	—	—

22	L	61	*Cincinnati	63	—	—
27	W	88	*Saint Louis	77	—	—
F. 3	W	89	*Tulane (ot)	82	—	—
5	L	82	*at Louisville	103	—	5
10	L	79	*at Cincinnati	87	—	—
17	W	60	*Louisville	53	—	9
22	L	63	*at Georgia Tech	79	—	—
25	L	87	*at Florida State	90	—	—

<b>Metro Tournament, Memphis, Tenn.</b>						
M. 1	W	62	Saint Louis	58	—	—
2	L	34	Florida State	35	—	—

\*Metro Conference game

### 1979-80

RECORD: 13-14; H: 11-6; A: 1-8; N: 1-0  
METRO CONFERENCE: 5-7  
COACH: DANA KIRK

DATE	R	MEM	OPPONENT	OPP	HR	VR
D. 1	W	54	Arkansas State	51	—	—
3	L	76	Oklahoma Christian	90	—	—
8	L	72	Vanderbilt	87	—	—
13	W	85	Austin Peay	73	—	—
17	W	96	Eastern Montana	65	—	—
20	W	72	Murray State	71	—	—
22	W	80	Ole Miss	75	—	—
28	W	74	Arkansas	67	19	—
J. 3	W	70	Louisiana	64	—	—
5	W	70	*at Virginia Tech (ot)	69	—	—
7	L	64	*at Cincinnati	74	—	—
10	L	69	*Florida State	74	—	—
12	L	48	*Louisville	69	11	—
17	L	64	at Dayton	82	—	—
19	W	57	*Saint Louis	49	—	—
23	L	54	Southern Miss	59	—	—
26	L	69	Wisconsin-Parkside	71	—	—
F. 1	L	62	*at Saint Louis	76	—	—
4	L	60	*at Louisville	88	7	—
7	L	54	*at Florida State	55	—	—
9	L	68	at Southern Miss	85	—	—
12	W	82	*Tulane	79	—	—
14	W	61	*Cincinnati	59	—	—
16	W	65	*Virginia Tech	63	—	—
23	L	74	*at Tulane	86	—	—

<b>Metro Tournament, Louisville, Ky.</b>						
28	W	62	Saint Louis	60	—	—
29	L	65	at Louisville	84	—	4

\*Metro Conference game

### 1980-81

RECORD: 13-14; H: 9-5; A: 4-8; N: 0-1  
METRO CONFERENCE: 5-7  
COACH: DANA KIRK

DATE	R	MEM	OPPONENT	OPP	HR	VR
<b>Mid-South Classic, Memphis, Tenn.</b>						
N. 28	L	67	Southern Illinois	69	—	—
29	W	98	Oklahoma City	86	—	—
D. 4	W	80	at Louisiana	76	—	—
6	W	70	Southern Miss	65	—	—
13	W	77	Arkansas State	66	—	—
18	W	87	Delta State	58	—	—
20	W	87	West Alabama	60	—	—
23	L	96	at Vanderbilt	111	—	—
30	W	69	at Ole Miss	64	—	—
J. 3	L	66	*at Florida State	84	—	—
6	L	49	Kansas	59	—	—
9	W	67	*at Tulane	55	—	—
13	L	67	at Marquette	86	—	—
17	L	59	*Saint Louis	66	—	—
19	W	91	*Tulane	79	—	—
22	W	60	*Louisville (ot)	55	—	—
24	W	70	*Virginia Tech	60	—	—
31	W	99	*at Cincinnati (4 ot)	85	—	—
F. 2	L	52	Murray State	57	—	—
7	L	62	*Cincinnati	65	—	—
11	L	66	at Southern Miss	90	—	—
16	L	65	*at Louisville	95	—	—
19	L	58	*at Saint Louis	64	—	—
21	L	70	*at Virginia Tech	71	—	—
23	W	75	Penn State	67	—	—
28	L	78	*Florida State	80	—	—

<b>Metro Tournament, Louisville, Ky.</b>						
M. 5	L	66	Virginia Tech	72	—	—

\*Metro Conference game

### 1981-82 (NCAA EAST REGIONAL)

RECORD: 24-5; H: 18-0; A: 5-4; N: 1-1  
METRO CONFERENCE: 10-2  
COACH: DANA KIRK

DATE	R	MEM	OPPONENT	OPP	HR	VR
D. 1	L	62	at East Tennessee State	67	—	—
5	W	60	West Alabama	40	—	—
7	L	47	at Mississippi State (ot)	48	—	—
12	W	101	Indiana State	89	—	—
19	W	82	Louisiana	70	15	—
22	W	106	Brown	96	—	—
29	W	61	Ole Miss (ot)	55	—	—
J. 2	W	91	East Tennessee State	74	—	—
4	W	84	Baltimore	62	—	—
9	W	90	*Florida State	63	—	—
12	W	107	*Cincinnati	75	—	—
16	W	100	North Texas	90	—	—
18	W	78	*at Virginia Tech	73	20	—
21	L	54	*at Tulane (ot)	58	—	—
23	W	70	*at Cincinnati	63	—	—
27	W	77	Marquette	70	—	—
30	W	83	*Virginia Tech	78	—	—
F. 6	W	74	*Louisville (ot)	65	19	—
8	W	75	Ball State	64	19	—
8	W	75	at Florida State	60	14	—
15	W	82	*at Saint Louis	64	14	—
20	W	52	at Penn State	46	12	—
22	L	61	*at Louisville	65	12	—
25	W	62	*Tulane	60	10	—
27	W	94	*Saint Louis	72	10	—

<b>Metro Tournament, Memphis, Tenn.</b>						
M. 6	W	71	Virginia Tech	70	13	—
7	W	73	Louisville	62	13	—

<b>NCAA 1st &amp; 2nd Rounds, Charlotte, N.C.</b>						
13	W	56	Wake Forest	55	9	18

<b>NCAA East Regional, Raleigh, N.C.</b>						
19	L	66	Villanova (ot)	70	9	—

\*Metro Conference game

### 1982-83 (NCAA MIDWEST REGIONAL)

RECORD: 23-8; H: 14-2; A: 6-4; N: 3-2  
METRO CONFERENCE: 6-6  
COACH: DANA KIRK

DATE	R	MEM	OPPONENT	OPP	HR	VR
<b>Mid-South Classic, Memphis, Tenn.</b>						
N. 26	W	89	West Texas State	74	6	—
27	W	71	Wyoming	45	6	—
D. 1	W	75	at Saint Louis	56	5	—
4	W	104	Ball State	81	5	—
6	W	72	Kent State	59	5	—
11	W	80	East Tennessee State	62	4	—
18	W	64	at Kansas	58	3	—
23	W	81	*Southern Miss	60	4	—
30	W	63	at Ole Miss	58	2	—
J. 3	W	103	Baltimore	57	2	—
6	W	78	Saint Louis	64	2	—
10	L	56	*at Virginia Tech	69	1	—
15	W	80	*at Cincinnati	63	1	—
19	W	100	Delta State	62	6	—
23	W	57	**at N.C. State	53	6	—

<b>Metro Tournament, Memphis, Tenn.</b>						
M. 6	W	71	Virginia Tech	70	13	—
7	W	73	Louisville	62	13	—

<b>NCAA 1st &amp; 2nd Rounds, Charlotte, N.C.</b>						
13	W	56	Wake Forest	55	9	18

<b>NCAA East Regional, Raleigh, N.C.</b>						
19	L	66	Villanova (ot)	70	9	—

\*Metro Conference game

### 1982-83 (NCAA MIDWEST REGIONAL)

RECORD: 23-8; H: 14-2; A: 6-4; N: 3-2  
METRO CONFERENCE: 6-6  
COACH: DANA KIRK

DATE	R	MEM	OPPONENT	OPP	HR	VR
<b>Mid-South Classic, Memphis, Tenn.</b>						
N. 26	W	89	West Texas State	74	6	—
27	W	71	Wyoming	45	6	—
D. 1	W	75	at Saint Louis	56	5	—
4	W	104	Ball State	81	5	—
6	W	72	Kent State	59	5	—
11	W	80	East Tennessee State	62	4	—
18	W	64	at Kansas	58	3	—
23	W	81	*Southern Miss	60	4	—
30	W	63	at Ole Miss	58	2	—
J. 3	W	103	Baltimore	57	2	—
6	W	78	Saint Louis	64	2	—
10	L	56	*at Virginia Tech	69	1	—
15	W	80	*at Cincinnati	63	1	—
19	W	100	Delta State	62	6	—
23	W	57	**at N.C. State	53	6	—

<b>Madison Square Garden, New York, N.Y.</b>						
26	W	94	at Iona	88	5	—

\*Metro Conference game

## 1985 NCAA FINAL FOUR

Front Row: Assistant Coach Larry Finch, Head Coach Dana Kirk, Assistant Coach Lee Fowler.  
Back Row: Trainer J.D. Dickerson, Andre Turner, Ricky McCoy, Aaron Price, Vincent Askew, Baskerville Holmes, Keith Lee, William Bedford, DeWayne Bailey, Willie Becton, David Jansen, Dwight Boyd, John Wilfong, Manager Rhett Beiletti.



29	W	80	Eastern Kentucky	65	5	—
31	W	73	*Virginia Tech	64	5	—
F. 5	L	56	*Tulane	58	4	—
7	W	85	Wichita State	73	4	16
12	L	47	*at Tulane	49	9	—
14	W	80	at North Texas	63	9	—
19	L	66	*Louisville	75	13	9
26	L	72	*at Florida State	74	14	—
28	W	84	*Cincinnati	77	14	—
M. 3	W	94	*Florida State	67	17	—
6	L	62	*at Louisville (ot)	64	17	3

<b>Metro Tournament, Cincinnati, Ohio</b>						
11	W	84	Florida State	74	17	—
12	L	68	Louisville	71	17	3

<b>NCAA 1st &amp; 2nd Rounds, Louisville, Ky.</b>						
20	W					

## TIGERS SCOREBOARD

**MEDIA**  
**COACHING STAFF**  
**PLAYERS**  
**2013-14 REVIEW**  
**RECORDS**  
**HISTORY**  
**110**

Holiday Bowl Classic, San Diego, Calif.						
27	W	57	Fresno State	46	10	
28	W	106	Charlotte	82	10	
J.						
4	W	83	Kansas (ot)	80	9	
6	W	89	*South Carolina	81	9	
9	W	73	*Louisville	71	6	
11	W	87	Arkansas State	64	6	
15	W	89	*at Cincinnati	71	6	
18	W	68	*at New Orleans	64	6	
20	W	68	*at Southern Miss	64	6	
25	W	79	Missouri	68	3	
27	W	83	*Virginia Tech	61	3	
F.						
1	L	72	*at Virginia Tech	76	2	
3	W	74	*Cincinnati	55	2	
8	L	66	at UNLV	67	3	
10	W	99	*Florida State	73	3	
15	W	92	*Southern Miss	85	4	
22	L	80	*at Florida State	82	4	
24	W	86	*at South Carolina	73	4	
27	W	63	New Orleans	52	7	
M.	2	L	69	*at Louisville	70	7

Metro Tournament, Louisville, Ky.					
7	W	100	South Carolina	59	10
8	W	73	Florida State	71	10
9	L	79	at Louisville	88	11
NCAA 1st & 2nd Rounds, Baton Rouge, La.					
13	W	95	Ball State	63	12
15	L	81	at LSU	83	12

1986-87					
RECORD: 26-8; H: 15-3; A: 7-3; N: 4-2					
METRO CONFERENCE: 8-4					
COACH: LARRY FINCH					
DATE	R	MEM	OPPONENT	OPP	HR
Coca-Cola Preseason NIT					
N.	22	W	70 Cleveland State	65	10
	24	W	82 Michigan	76	10
Coca-Cola Preseason NIT, New York, N.Y.					
	28	L	67 Western Kentucky	68	11
	29	L	59 Temple	67	11
D.	5	L	77 UNLV	80	2
	9	W	78 Murray State	47	11

Cotton States Classic, Atlanta, Ga.					
13	W	79	Georgia State	70	11
14	W	82	Georgia	71	11
18	W	77	Tennessee State	62	11
20	L	60	Arkansas State	61	11
22	W	101	San Diego State	75	11
27	W	108	Alcorn State	56	11
30	W	89	Oklahoma State	51	11
J.	3	W	61 at Missouri	59	11
	5	W	82 Austin Peay	67	11
	10	W	83 *Cincinnati	63	11
	12	W	67 Saint Louis	54	11
	14	W	59 at Oral Roberts	58	11
	17	L	52 *at South Carolina	64	11
	19	W	76 *Florida State	68	11
	24	W	83 *Virginia Tech	66	11
	28	W	64 *at Louisville	48	11
	31	W	74 New Orleans	74	11
F.	2	L	77 *Southern Miss	83	11
	7	W	82 at Bradley	74	11
	11	L	89 *at Florida State	98	11
	14	W	76 *at Southern Miss	72	11
	16	L	73 *at Cincinnati	76	11
	19	W	55 *South Carolina	53	11
	22	W	58 *Louisville	57	11
	28	W	74 *at Virginia Tech	65	11

Metro Tournament, Louisville, Ky.					
M.	6	W	87 Cincinnati	58	11
	7	W	74 South Carolina	64	11
	8	W	75 Louisville	52	11

1987-88 (NCAA TOURNAMENT)					
RECORD: 20-12; H: 16-3; A: 2-7; N: 2-2					
METRO CONFERENCE: 6-6					
COACH: LARRY FINCH					
DATE	R	MEM	OPPONENT	OPP	HR
N.	27	W	78 Jackson State	56	11
	29	W	86 Washington	57	11
D.	5	W	60 at Arkansas State	59	20
	7	L	50 at Saint Louis	55	20
	12	W	76 Missouri	68	20
	17	W	113 Bradley (ot)	108	19
	23	W	87 Alcorn State	64	20
ECAC Holiday Festival, New York, N.Y.					
	28	L	62 Kansas	64	20
	30	W	75 Marist	57	19
J.	5	W	76 Murray State (ot)	70	19
	9	L	80 *at Virginia Tech	82	19
	13	L	85 *at Florida State	92	19
	16	W	54 at Tulsa	47	19
	18	L	58 *at South Carolina	84	19
	21	L	96 *at Southern Miss	107	19
	25	W	75 *Cincinnati (ot)	70	19
	26	L	67 San Jose State	82	19

1988-89 (NCAA TOURNAMENT)					
RECORD: 21-11; H: 14-1; A: 5-6; N: 2-4					
METRO CONFERENCE: 8-4					
COACH: LARRY FINCH					
DATE	R	MEM	OPPONENT	OPP	HR
N.	25	W	88 Chaminade	44	11
	26	L	75 Michigan	79	11
	27	L	86 UNLV (ot)	90	8
D.	4	W	84 Grambling	63	11
	6	W	84 Bradley	77	11
	10	L	74 at Missouri	86	11
	15	W	92 New Orleans	61	11
	17	L	88 at Washington	89	11
	20	W	79 Dartmouth	75	11
	23	W	70 Oral Roberts	62	11
Volunteer Classic, Knoxville, Tenn.					
	28	W	68 Illinois State	45	11
	29	L	74 at Tennessee	76	11
J.	4	W	90 *at Southern Miss (ot)	87	11
	7	L	79 *at Cincinnati	89	11
	9	W	80 Saint Louis	73	11
	14	W	91 *Virginia Tech	83	11
	18	L	66 *at South Carolina	78	11
	21	W	73 at New Orleans	72	11
	25	W	77 Tulsa	59	11
	28	W	89 VCU	69	11
F.	1	W	99 *at Florida State	82	8
	4	L	85 *Louisville	101	7
	6	W	85 Tennessee State	63	11
	8	W	73 at Murray State	62	11
	11	W	63 *South Carolina	48	11
	15	W	81 *Cincinnati	71	11
	18	W	89 *Florida State	78	7
	20	W	72 *at Louisville	67	10
	25	W	83 *Southern Miss	76	11
M.	4	L	73 *at Virginia Tech	78	11
Metro Tournament, Columbia, S.C.					
	11	L	70 Louisville	71	16
NCAA 1st & 2nd Rounds, Boise, Idaho					
	16	L	63 DePaul	66	11

1989-90 (NIT)					
RECORD: 18-12; H: 15-2; A: 1-8; N: 2-2					
METRO CONFERENCE: 8-6					
COACH: LARRY FINCH					
DATE	R	MEM	OPPONENT	OPP	HR
N.	24	W	99 Tennessee State	74	24
	25	W	91 Tennessee	72	24
	28	W	91 Wyoming	75	22
D.	5	L	66 at Oklahoma State	93	16
	8	W	78 Oregon State	72	16
	10	W	59 New Orleans	55	17
	23	W	96 Jackson State	73	17
	27	L	65 Missouri	71	15
Old Style Classic, Chicago, Ill.					
	29	W	76 Ball State (ot)	73	15
	30	L	71 Illinois	83	15
J.	3	W	68 Louisiana-Monroe	47	21
	6	W	97 *Virginia Tech	77	21
	11	L	80 *at Tulane	81	20
	13	W	93 *Southern Miss	77	20
	17	W	85 Texas Southern	82	19
	20	L	69 *at Louisville	86	10
	25	L	72 *at Florida State	78	19
	27	W	74 *at South Carolina	72	19
F.	3	W	82 *Cincinnati	64	19
	5	L	69 at VCU (ot)	70	19
	8	W	85 *Tulane	74	19
	10	L	82 *at Southern Miss	86	19
	13	W	81 *Florida State	69	19
	15	L	76 *at Cincinnati	82	19
	20	W	82 *Louisville	68	16
	24	W	90 *South Carolina	71	19
M.	3	L	74 *at Virginia Tech	87	19
Metro Tournament, Biloxi, Miss.					
	8	W	71 South Carolina	56	18
	9	L	73 Louisville	76	18

1990-91 (NIT)					
RECORD: 17-15; H: 12-5; A: 4-9; N: 1-1					
METRO CONFERENCE: 7-7					
COACH: LARRY FINCH					
DATE	R	MEM	OPPONENT	OPP	HR
Dodge NIT					
N.	14	L	78 at Boston College	82	11
D.	1	W	104 Prairie View A&M	79	11
	4	W	85 Murray State	78	11
	8	W	75 Middle Tennessee	60	11
	13	W	99 Mercer	48	11
	16	L	72 at Wyoming	97	11
	19	L	74 at Oregon State	78	11
	29	L	75 Illinois	84	11
	30	W	78 South Carolina State	58	11
J.	2	L	82 at Missouri	96	11
	4	L	66 *at Virginia Tech	81	11
	10	W	65 *at Louisville	56	11
	12	W	66 *Tulane	64	11
	19	L	77 *at Southern Miss	87	18
	21	W	80 Miami, Fla.	72	11
	24	W	67 *Florida State	66	11
	26	W	60 *South Carolina	52	25
	30	L	102 East Tennessee State (ot)	105	16
F.	2	L	59 *at Cincinnati	73	11
	7	L	69 *at Tulane	85	11
	9	L	81 *Southern Miss	87	12
	11	W	83 at Miami, Fla. (ot)	82	11
	14	W	70 *Cincinnati	63	11
	16	W	91 *Louisville	73	11
	21	L	64 *at Florida State	76	11
	23	W	80 *at South Carolina	58	11
M.	2	L	79 *Virginia Tech	82	11
Metro Tournament, Roanoke, Va.					
	7	W	84 Tulane	77	11
	8	L	70 Louisville	72	11
National Invitation Tournament					
	14	W	82 UAB	76	11
	18	L	57 Arkansas State	58	11

1991-92 (NCAA ELITE EIGHT)					
RECORD: 23-11; H: 12-4; A: 5-4; N: 6-3					
GREAT MIDWEST CONFERENCE: 5-5					
COACH: LARRY FINCH					
DATE	R	MEM	OPPONENT	OPP	HR
N.	29	L	89 *DePaul (ot)	92	20
D.	3	W	78 Murray State	54	11
	14	L	64 Tennessee	65	11
	16	W	105 Louisiana	97	11
	19	W	65 Minnesota	62	11
	23	W	87 Jackson State	73	11
ECAC Holiday Festival, New York, N.Y.					
	27	W	77 St. Joseph's	60	11
	28	L	54 St. John's	75	18
J.	4	W	67 *at UAB	63	11
	8	W	89 Missouri	78	12
	11	L	80 *at DePaul	88	11
	15	W	71 Texas Southern	53	11
	18	L	66 *at Cincinnati	75	11
	20	L	59 at Southern Miss	67	11
	25	W	59 *Marquette	55	11
	29	W	72 at Vanderbilt (ot)	70	11
F.	1	W	77 *Saint Louis	64	11
	4	W	77 at Louisiana	76	11
	8	W	92 Arkansas	88	5
	13	L	63 Temple	65	11
	16	W	80 Southern Miss	61	11
	20	W	75 *at Saint Louis (ot)	73	11
	22	W	63 *UAB	58	11
	25	W	85 VCU	58	11
M.	1	L	67 *at Marquette	82	11
	4	W	68 at Tulane	67	21
	7	L	59 *Cincinnati	69	11
GMC Tournament, Chicago, Ill.					
	12	W	79 UAB	67	11
	13	W	95 DePaul	75	11
	14	L	63 Cincinnati	75	19
NCAA 1st & 2nd Rounds, Milwaukee, Wis.					
	19	W	80 Pepperdine	70	11
	21	W	82 Arkansas	80	9
NCAA Midwest Regional, Kansas City, Mo.					
	27	W	83 Georgia Tech (ot)	79	11
	29	L	57 Cincinnati	88	12

1992-93 (NCAA TOURNAMENT)					
RECORD: 20-12; H: 14-3; A: 4-7; N: 2-2					
GREAT MIDWEST CONFERENCE: 7-3					
COACH: LARRY FINCH					
DATE	R	MEM	OPPONENT	OPP	HR
D.	2	L	76 at Arkansas	81	8
	6	L	59 at Tennessee	70	8

National Invitation Tournament					
14	L	71	Tennessee	73	11
*Metro Conference game					

Metro Tournament, Memphis, Tenn.					
11	W	97	Southern Miss	84	11
12	W	81	Florida State	74	11
13	L	73	Louisville	81	11
NCAA 1st & 2nd Rounds, South Bend, Ind.					
17	W	75	Baylor	60	11
19	L	73	Purdue	100	3

1988-89 (NCAA TOURNAMENT)					
RECORD: 21-11; H: 14-1; A: 5-6; N: 2-4					
METRO CONFERENCE: 8-4					
COACH: LARRY FINCH					
DATE	R	MEM	OPPONENT	OPP	HR
MauI Invitational, Maui, Hawaii					
N.	25	W	88 Chaminade	44	11
	26	L	75 Michigan	79	3

# MEMPHIS BASKETBALL

## TIGERS SCOREBOARD

### OVERTIME VICTORIES (59)

OPPONENT	DATE	SCORE
Hendrix College	Jan. 29, 1923	27-24
at Bethel College	Jan. 30, 1934	43-39
Union	Feb. 16, 1939	43-39
Rhodes College (2ot)	Feb. 3, 1940	46-44
Tennessee Tech	Feb. 7, 1941	43-41
Southwestern	Jan. 7, 1947	49-46
vs. Arkansas Tech (1)	Jan. 6, 1955	105-102
at Arizona	Dec. 21, 1955	98-92
vs. St. Bonaventure (2)	Mar. 21, 1957	80-78
at Loyola-New Orleans (3)	Dec. 28, 1957	65-63
SMU	Dec. 28, 1964	95-92
at Jacksonville	Jan. 31, 1967	63-58
at Drake (2ot)	Jan. 4, 1973	97-92
at Tulsa	Feb. 10, 1973	91-87
Murray State	Dec. 31, 1973	67-65
Bradley	Jan. 3, 1974	88-76
at Pepperdine	Dec. 21, 1974	111-108
New Orleans	Jan. 26, 1977	88-86
Saint Louis	Jan. 31, 1978	86-85
at Tulane	Jan. 20, 1979	87-81
Tulane	Feb. 3, 1979	89-82
at Virginia Tech	Jan. 5, 1980	70-69
Louisville	Jan. 22, 1981	60-55
at Cincinnati (4ot)	Jan. 31, 1981	99-85
Ole Miss	Dec. 29, 1981	61-55
Louisville	Feb. 6, 1982	74-65
UAB	Feb. 4, 1984	53-51
at Southern Miss	Feb. 20, 1984	69-67
at Ole Miss	Dec. 11, 1984	57-52
vs. Florida State (4)	Mar. 9, 1985	90-86
vs. UAB (5)	Mar. 17, 1985	67-66
Kansas	Jan. 4, 1986	83-80
Bradley	Dec. 17, 1987	113-108
Murray State	Jan. 5, 1988	76-70
Cincinnati	Jan. 25, 1988	75-70
at Southern Miss	Jan. 4, 1989	90-87
vs. Ball State (6)	Dec. 29, 1989	76-73
at Miami, Fla.	Feb. 11, 1991	83-82
at Vanderbilt	Jan. 29, 1992	72-70
at Saint Louis	Feb. 20, 1992	75-73
vs. Georgia Tech (7)	Mar. 27, 1992	83-79
DePaul (2ot)	Jan. 11, 1993	95-93
Saint Louis	Jan. 25, 1995	84-80
Cincinnati	Feb. 3, 1995	74-69
Marquette (2ot)	Feb. 18, 1995	77-71
at USF	Jan. 14, 1996	60-59
at DePaul	Feb. 1, 1996	83-82
Louisiana-Monroe	Nov. 15, 1997	75-74
Ole Miss	Dec. 12, 1998	78-72
Saint Louis	Jan. 18, 2001	72-63
at UAB	Jan. 27, 2001	76-73
at Gonzaga	Feb. 17, 2007	78-77
vs. Southern Cal (12)	Dec. 4, 2007	62-58
Arkansas State	Dec. 1, 2010	78-71
Austin Peay	Dec. 16, 2010	70-68
at UAB	Jan. 22, 2011	76-73
vs. Tennessee (2ot/9)	Nov. 22, 2011	99-97
vs. Southern Miss (2ot/14)	Mar. 16, 2013	91-79
Temple	Feb. 22, 2014	82-79

21	L	63	at UAB	80	—	—
25	W	84	*Saint Louis (ot)	80	—	—
28	W	74	UAB	67	—	—
F. 3	W	74	*Cincinnati (ot)	69	—	23
5	W	53	at Temple	51	—	—
9	L	87	at Arkansas	88	—	12
11	L	52	*at Saint Louis	68	—	—
16	W	68	*at Dayton	61	—	—
18	W	77	*Marquette (2 ot)	71	—	—
20	W	82	Long Beach State	73	—	—
28	W	87	*Dayton	60	—	—
M. 2	W	83	*at Cincinnati	73	—	—
4	L	61	*at Marquette	80	—	—
<b>GMC Tournament, Milwaukee, Wis.</b>						
10	L	64	Cincinnati	77	—	—
<b>NCAA 1st &amp; 2nd Rounds, Austin, Texas</b>						
17	W	77	Louisville	56	—	—
19	W	75	Purdue	73	—	12
<b>NCAA Midwest Regional, Kansas City, Mo.</b>						
24	L	91	Arkansas (ot)	96	—	6

\*Great Midwest Conference game

### OVERTIME LOSSES (39)

OPPONENT	DATE	SCORE
Tennessee Tech (2ot)	Feb. 8, 1934	38-34
Arkansas State	Feb. 22, 1947	58-56
at Hawaii (2ot)	Jan. 2, 1952	68-61
at Austin Peay (2ot)	Feb. 15, 1952	62-60
at Centenary	Feb. 27, 1956	84-80
at Loyola-Illinois (2ot)	Feb. 8, 1958	79-76
vs. West Virginia (3)	Dec. 30, 1960	86-82
Drake	Jan. 2, 1968	76-75
Cincinnati	Jan. 22, 1968	75-68
North Texas	Mar. 5, 1968	63-62
Saint Louis	Jan. 9, 1969	63-62
Dartmouth (2ot)	Dec. 22, 1969	77-74
Tulsa (2ot)	Feb. 25, 1971	94-91
Saint Louis	Feb. 14, 1977	67-64
Southern Miss (2ot)	Dec. 9, 1978	91-89
Georgia Tech (2ot)	Jan. 16, 1979	89-84
Florida State	Jan. 18, 1979	93-86
at Mississippi State	Dec. 7, 1981	48-47
at Tulane	Jan. 21, 1982	58-54
vs. Villanova (8)	Mar. 19, 1982	70-66
at Louisville	Mar. 6, 1983	64-62
at Virginia Tech	Jan. 9, 1988	82-80
vs. UNLV (9)	Nov. 27, 1988	90-86
at VCU	Feb. 5, 1990	70-69
East Tennessee State	Jan. 30, 1991	105-102
DePaul	Nov. 29, 1991	92-89
vs. BYU (9)	Dec. 22, 1992	73-67
vs. Georgetown (10)	Dec. 10, 1994	83-80
vs. Arkansas (7)	Mar. 24, 1995	96-91
at Houston	Feb. 12, 1997	72-67
DePaul (2ot)	Feb. 11, 1998	100-98
vs. USF (11)	Mar. 3, 1999	88-81
Southern Miss	Feb. 12, 2000	79-73
at Cincinnati	Mar. 3, 2002	80-75
Austin Peay	Nov. 22, 2002	81-80
vs. Kansas (13)	Apr. 7, 2008	75-68
at Georgetown	Dec. 13, 2009	79-71
vs. Georgetown (9)	Nov. 23, 2011	91-88
Connecticut	Feb. 15, 2014	86-81

- Senior Bowl Tournament, Mobile, Ala.
- National Invitation Tournament, New York, N.Y.
- Sugar Bowl Tournament, New Orleans, La.
- Metro Tournament, Louisville, Ky.
- NCAA Tournament, Houston, Texas
- Old Style Classic, Chicago, Ill.
- NCAA Tournament, Kansas City, Mo.
- NCAA Tournament, Raleigh, N.C.
- Mauli Invitational, Lahaina, Maui, Hawaii
- Toronto, Canada
- Conference USA Tournament, Birmingham, Ala.
- Jimmy V Classic, New York, N.Y.
- NCAA Tournament, San Antonio, Texas
- Conference USA Tournament, Tulsa, Okla.

### OVERTIME RECORD AT SITES

HOME	NEUTRAL	ROAD
29-17	9-9	21-13

### 1995-96 (NCAA TOURNAMENT)

RECORD: 22-8; H: 16-1; A: 5-6; N: 1-1  
CONFERENCE USA: 11-3  
COACH: LARRY FINCH

DATE	R	MEM	OPPONENT	OPP	HR	VR
<b>Kansas City, Mo.</b>						
N. 25	W	91	Purdue	76	12	24
28	W	90	Jackson State	67	7	—
D. 2	W	80	Arkansas A&M	50	7	—
5	W	89	Georgia State	69	7	—
16	W	57	Tennessee	55	6	—
21	W	74	Sam Houston State	51	5	—
23	W	96	Louisiana-Monroe	76	5	—
28	W	68	Temple	58	3	—
<b>Worcester, Mass.</b>						
J. 4	L	61	at Massachusetts	64	3	1
6	L	67	at Houston	69	3	—
8	W	57	*Charlotte	55	9	—
11	W	74	*DePaul	55	9	—
14	W	60	*at USF (ot)	59	9	—
18	W	94	Arkansas	72	9	—
20	L	55	*at Marquette	59	9	—
24	W	86	*UAB	77	12	—
27	W	81	*at Southern Miss	68	12	—
30	W	80	*Saint Louis	63	11	—
F. 1	W	83	*at DePaul (ot)	82	11	—
3	L	56	*at Louisville	74	11	—

8	W	68	*at Charlotte	55	15	—
17	L	60	at Georgetown	81	15	14
20	W	91	*Southern Miss	66	19	—
22	W	63	at Chattanooga	55	19	—
25	W	57	*Louisville	54	19	21
29	L	66	*at Cincinnati	71	14	7
M. 2	W	86	*Tulane	75	14	—

Conference USA Tournament, Memphis, Tenn.

7	W	92	DePaul	69	14	—
8	L	60	Marquette	72	14	21

NCAA 1st & 2nd Rounds, Albuquerque, N.M.

14	L	63	Drexel	75	16	—
----	---	----	--------	----	----	---

\*Conference USA games

### 1996-97 (NIT)

RECORD: 16-15; H: 11-4; A: 4-8; N: 1-3  
CONFERENCE USA: 10-4  
COACH: LARRY FINCH

DATE	R	MEM	OPPONENT	OPP	HR	VR
<b>Ottawa, Ontario, Canada</b>						
N. 23	L	46	vs. Wisconsin	49	—	—
30	L	46	N.C. State	67	—	—
D. 2	W	65	Jackson State	58	—	—
7	L	59	Vanderbilt	66	—	—
15	L	47	at Tennessee	57	—	—
18	W	83	Louisiana-Monroe	61	—	—
21	W	76	Texas Southern	53	—	—
23	W	61	Oklahoma	47	—	—

Rainbow Classic, Honolulu, Hawaii

28	W	73	Michigan	72	—	4
29	L	68	Georgia	70	—	—
30	L	60	at Hawaii	67	—	—

J. 4	W	64	Detroit	55	—	—
7	W	60	*USF	59	—	—
9	L	65	*at Charlotte	71	—	—
12	W	54	*Marquette	47	—	—
15	W	51	*at DePaul	49	—	—
19	L	70	*Charlotte	76	—	—
23	L	64	*at Louisville	58	—	6
25	L	48	*at UAB	51	—	—
30	W	68	*Southern Miss	54	—	—
F. 1	L	63	at Arkansas	79	—	—
5	L	62	at Vanderbilt	69	—	—
9	W	79	*Louisville	59	—	11
12	L	67	*at Houston (ot)	72	—	—
16	W	62	*at Tulane	56	—	23
19	W	59	at Saint Louis	58	—	—
22	L	65	Georgetown	74	—	—
26	W	85	*Houston	72	—	—
M. 1	W	75	*Cincinnati	63	—	9

Conference USA Tournament, St. Louis, Mo.

6	L	45	Marquette	63	—	—
---	---	----	-----------	----	---	---

National Invitation Tournament

12	L	62	at UNLV	66	—	—
----	---	----	---------	----	---	---

\*Conference USA game

### 1997-98 (NIT)

RECORD: 17-12; H: 11-4; A: 6-7; N: 0-1  
CONFERENCE USA: 12-4  
COACH: TIC PRICE

DATE	R	MEM	OPPONENT	OPP	HR	VR
N. 15	W	75	Louisiana-Monroe (ot)	74	—	—
21	L	77	at Vanderbilt	86	—	—
D. 2	W	73	Jackson State	65	—	—
13	W	80	at Oklahoma	78	—	—
20	L	66	Tennessee	68	—	—
22	L	57	Miami, Fla.	65	—	—
27	W	64	*Tulane	59	—	—
29	W	72	Idaho	58	—	—
J. 3	W	68	*at Saint Louis	62	—	—
8	L	54	*at Cincinnati	61	—	—
10	L	72	Arkansas	75	—	22
14	L	60	at N.C. State	71	—	—
17	W	74	*USF	62	—	—
20	W	79	*Southern Miss	67	—	—
22	W	86	*UAB	70	—	—
24	L	69	at Georgetown	73	—	—
29	W	70	*at USF	61	—	—
31	W	73	*Charlotte	70	—	—
F. 5	W	76	*at Houston	63	—	—
8	L	77	*at UAB	88	—	—
11	L	98	*DePaul (2 ot)	100	—	—
14	L	62	*at Southern Miss	75	—	—
18	W	83	*at Tulane	77	—	—
21	W	93	*Louisville	75	—	—
26	W	89	*Houston	76	—	—
28	W	77	*at Marquette	65	—	—

Conference USA Tournament, Cincinnati, Ohio

M. 5	L	57	Southern Miss	85	—	—
------	---	----	---------------	----	---	---

National Invitation Tournament

11	W	90	Ball State	67	—	—
16	L	80	at Fresno State	83	—	—

\*Conference USA game

### 1998-99

RECORD: 13-15; H: 11-5; A: 2-9; N: 0-1  
CONFERENCE USA: 6-10  
COACH: TIC PRICE

DATE	R	MEM	OPPONENT	OPP	HR	VR
N. 13	W	79	UNC-Wilmington	75	—	—

Chase NIT

16	L	73	Gonzaga	88	—	—
----	---	----	---------	----	---	---

21	W	90	Louisiana-Monroe	80	—	—
30	W	86	Arkansas-Pine Bluff	42	—	—
D. 2	L	67	at Tennessee	68	—	—
5	W	65	Vanderbilt	66	—	—
8	W	73	Jackson State	55	—	—
12						

## TIGERS SCOREBOARD

### 2002 NIT CHAMPION

(Left to right): Nathaniel Root, Anthony Rice, Antonio Burks, Courtney Trask, Dajuan Wagner, Kelly Wise, Chris Massie, Scooter McFadgon, Duane Erwin, Earl Barron, Arthur Barclay, John Grice and Modibo Diarra.



MEDIA

COACHING STAFF

PLAYERS

2013-14 REVIEW

RECORDS

HISTORY

112

13	W	72	*at DePaul	68	—	—
18	W	72	*Saint Louis (ot)	63	—	—
20	W	72	*Houston	68	—	—
24	W	91	*at Tulane	69	—	—
27	W	76	*at UAB (ot)	73	—	—
F. 2	L	65	*Marquette	71	—	—
7	W	100	*at USF	89	—	—
10	W	91	*Tulane	64	—	—
15	L	65	*Cincinnati	66	—	—
17	L	76	*at Charlotte	83	—	—
19	W	86	*UAB	69	—	—
25	W	79	*USF	61	—	—
28	L	55	*at Southern Miss	74	—	—
M. 3	L	56	*at Louisville	65	—	—

Conference USA Tournament, Louisville, Ky.						
8	W	71	Marquette	64	—	—
9	L	79	Cincinnati	89	—	—

TIVO NIT						
13	W	71	at Utah	62	—	—
20	W	90	UTEP	65	—	—
22	W	81	New Mexico	63	—	—

TIVO NIT, New York, N.Y.						
27	L	64	Tulsa	72	—	—
29	W	86	Detroit	71	—	—

\*Conference USA game

### 2001-02 (NIT CHAMPION)

RECORD: 27-9; H: 19-2; A: 6-4; N: 2-3  
CONFERENCE USA: 12-4  
COACH: JOHN CALIPARI

DATE	R	MEM	OPPONENT	OPP	HR	VR
Guardians Classic, Memphis, Tenn.						
N. 13	W	88	Wofford	61	12	—
14	W	91	Old Dominion	66	12	—
18	W	97	Northwestern State	69	12	—

Guardians Classic, Kansas City, Mo.						
20	L	71	vs. Iowa	75	12	9
21	L	70	vs. Alabama	81	12	22
24	W	65	Southeastern Louisiana	46	12	—
28	W	86	Christian Brothers	54	20	—

D. 1						
1	W	111	Eastern Kentucky	74	20	—
7	L	67	at Ole Miss	71	22	—
15	W	71	Tennessee	69	—	—
20	W	64	at Temple	54	—	—
22	W	109	Austin Peay	68	—	—
28	W	88	Tennessee-Martin	58	—	—

J. 2						
1	L	73	Arkansas	90	—	—
5	W	75	*Southern Miss	53	—	—
9	W	98	*at TCU	93	—	—
12	W	78	*at Tulane	70	—	—
15	W	81	*USF	62	—	—
18	W	73	*at Southern Miss	64	—	—
23	W	102	*UAB	81	—	—

Conference USA Tournament, Louisville, Ky.						
26	W	84	*at Houston	66	—	—
30	W	80	*Louisville	70	—	—
F. 2	W	98	*TCU	72	—	—
4	W	78	*Tulane	72	—	—
8	L	46	*at UAB	64	—	—
13	L	63	*at Charlotte	75	—	—
16	L	73	*Houston	76	—	—
20	W	71	*at USF	59	—	—
23	W	88	*DePaul	61	—	—

M. 3						
3	L	75	*at Cincinnati (ot)	80	—	4

Conference USA Tournament, Cincinnati, Ohio						
7	L	74	vs. Houston	80	—	—

Owens Corning NIT						
14	W	82	UNC Greensboro	62	—	—
20	W	80	BYU	69	—	—
23	W	79	Tennessee Tech	73	—	—

Owens Corning NIT, New York, N.Y.						
26	W	78	Temple	77	—	—
28	W	72	South Carolina	62	—	—

\*Conference USA game

### 2002-03 (NCAA TOURNAMENT)

RECORD: 23-7; H: 14-2; A: 7-4; N: 2-1  
CONFERENCE USA: 13-3  
COACH: JOHN CALIPARI

DATE	R	MEM	OPPONENT	OPP	HR	VR
AT&T Wireless Coaches vs. Cancer Classic, New York, N.Y.						
N. 14	W	70	Syracuse	63	—	—
22	L	80	Austin Peay (ot)	81	—	—
25	W	78	Arkansas-Pine Bluff	54	—	—

D. 3						
3	W	73	UALR	49	—	—
7	W	72	Furman	55	—	—
14	L	78	at Missouri	93	11	—
19	W	58	Ole Miss	51	—	—
28	W	77	Illinois	74	7	—
30	W	67	Murray State	60	—	—

J. 2						
2	W	72	at Arkansas	67	—	—
5	W	72	Villanova	68	—	—
7	W	85	*Tulane	73	—	—
11	L	67	*at Southern Miss	84	—	—
18	L	74	*USF	75	—	—
22	W	77	*Houston	66	—	—
25	L	66	*at Saint Louis	69	—	—

F. 1						
1	W	80	*Southern Miss	62	—	—
4	W	73	*East Carolina	49	—	—
8	W	84	*at TCU	69	—	—
13	W	58	*at Tulane	57	—	—

15	W	94	*UAB	70	—	—
19	W	80	*at Louisville	73	—	4
22	W	73	*at USF	66	—	—
26	W	88	*TCU	64	24	—

M. 1						
1	W	67	*Cincinnati	48	24	—
6	W	71	*at Houston	56	18	—
8	W	90	*at UAB	79	18	—

Conference USA Tournament, Louisville, Ky.						
13	W	62	USF	56	16	—
14	L	75	at Louisville	78	16	20

NCAA 1st & 2nd Rounds, Oklahoma City, Okla.						
20	L	71	Arizona State	84	19	—

\*Conference USA game

2003-04 (NCAA SECOND ROUND)						
RECORD: 22-8; H: 15-0; A: 6-5; N: 1-3						
CONFERENCE USA: 12-4						
C-USA REGULAR SEASON CHAMPION						
COACH: JOHN CALIPARI						

DATE	R	MEM	OPPONENT	OPP	HR	VR
Coaches vs. Cancer Classic, New York, N.Y.						
N. 13	L	76	Wake Forest	85	—	20
22	W	94	Fordham	64	—	—
29	W	74	Austin Peay	60	—	—

D. 3						
6	W	73	at Ole Miss	62	—	—
13	L	64	at Illinois	74	—	14
17	W	89	Belmont	83	—	—
22	W	63	Samford	62	—	—
27	W	61	Missouri	59	—	11
29	W	69	Oakland	63	—	—

J. 6						
6	W	73	at Villanova	57	—	—
10	L	63	*at Southern Miss	66	—	—
13	L	73	*at DePaul	82	—	—
17	W	91	*Charlotte	69	—	—
20	W	85	*at Tulane	71	—	—
24	W	64	*Houston	48	—	—
27	W	66	*USF	53	—	—
31	W	75	*at TCU	69	—	—

F. 4						
4	W	62	*Louisville	58	—	6
7	W	63	*Saint Louis	54	—	—
11	W	79	*at East Carolina	73	—	—
14	W	89	*at Marquette	71	—	—
21	W	73	*UAB	66	23	—
24	W	74	*Southern Miss	56	19	—
28	L	60	*Louisville	66	19	21

M. 3						
3	W	83	*TCU	56	20	—
6	L	79	*at Cincinnati	83	20	13

Conference USA Tournament, Cincinnati, Ohio						
11	L	61	Saint Louis	72	23	—

\*Conference USA game

### 2004-05 (NIT FINAL FOUR)

RECORD: 22-16; H: 16-7; A: 5-5; N: 1-4  
CONFERENCE USA: 9-7  
COACH: JOHN CALIPARI

DATE	R	MEM	OPPONENT	OPP	HR	VR
Coaches vs. Cancer Classic, Memphis, Tenn.						
N. 11	W	102	Savannah State	40	24	—
13	W	75	George Mason	58	24	—

Coaches vs. Cancer Classic, New York, N.Y.						
N. 18	W	81	Saint Mary's	66	24	—
19	L	62	Syracuse	77	24	5
23	W	79	Arkansas State	75	25	—

Hall of Fame Tip-Off Classic, Springfield, Mass.						
26	L	61	Maryland	84	25	13
D. 3	W	62	at Purdue	51	—	—

Jimmy V Classic, New York, N.Y.						
7	L	51	Pittsburgh	70	—	11
11	L	53	Ole Miss	65	—	—
18	W	71	Austin Peay	66	—	—
20	L	55	Louisiana Tech	64	—	—
23	L	59	Providence	72	—	—
30	W	87	East Tennessee State	56	—	—

J. 6						
6	L	67	at Texas	74	—	15
9	W	60	*Southern Miss	46	—	—
13	W	78	*Marquette	68	—	22
15	L	59	*TCU	61	—	—
19	W	73	*at USF	67	—	—
22	L	70	*at UAB	73	—	—
27	W	68	*DePaul	55	—	—
29	W	72	*at TCU	57	—	—

F. 2						
2	W	72	*East Carolina	66	—	—
5	L	53	*at Houston	66	—	—
9	W	85	*at Louisville	68	—	9
12	W	103	*Tulane	71	—	—
19	W	85	*at Southern Miss	73	—	—
23	L	77	*at Charlotte	80	—	21
26	L	44	*Louisville	53	—	11

M. 2						
2	L	61	*at Saint Louis	70	—	—
5	L	60	*Cincinnati	62	—	22

Conference USA Tournament, Memphis, Tenn.						
9	W	79	Saint Louis	59	—	—
10	W	83	Charlotte	69	—	25
11	W	81	USF	68	—	—
12	L	74	Louisville	75	—	6

National Invitation Tournament, Memphis, Tenn.						
16	W	90	Northeastern	65	—	—
19	W	83	Virginia Tech	62	—	—
23	W	81	Vanderbilt	68	—	—

National Invitation Tournament, New York, N.Y.						
29	L	58	St. Joseph's	70	—	—

\*Conference USA game

### 2005-06 (NCAA ELITE EIGHT)

RECORD: 33-4; H: 19-1; A: 10-1; N: 4-2  
CONFERENCE USA: 13-1  
C-USA REGULAR SEASON CHAMPION  
C-USA TOURNAMENT CHAMPION  
COACH: JOHN CALIPARI

DATE	R	MEM	OPPONENT	OPP	HR	VR
NIT Season Tip-Off, Memphis, Tenn.						
N. 15	W	79	Milwaukee	52	12	—

NIT Season Tip-Off, Tuscaloosa, Ala.						
17	W	87	at Alabama	76	12	15

NIT Season Tip-Off, New York, N.Y.						
23	W	88	UCLA	80	11	16
25	L	67	Duke	70	11	1

D. 3						
28	W	108	Lamar	83	9	—
30	W	97	Jackson State	70	9	—
10	W	91	at Cincinnati	81	9	—

## TIGERS SCOREBOARD

### 2006-07 (NCAA ELITE EIGHT)

RECORD: 33-4; H: 19-0; A: 9-2; N: 5-2  
 CONFERENCE USA: 16-0  
 C-USA REGULAR SEASON CHAMPION  
 C-USA TOURNAMENT CHAMPION  
 COACH: JOHN CALIPARI

DATE	R	MEM	OPPONENT	OPP	HR	VR
N. 16	W	111	Jackson State	69	13	—
<b>EA SPORTS Maui Invitational, Maui, Hawaii</b>						
20	W	77	Oklahoma	65	12	—
21	L	85	Georgia Tech	92	12	19
22	W	80	Kentucky	63	12	20
29	W	86	Arkansas State	60	14	—
4	W	77	Manhattan	59	14	—
6	L	58	*Marshall	59	16	—
9	W	82	at Tennessee	76	16	—
9	W	82	Ole Miss	70	16	—
14	W	88	Austin Peay	63	19	—
20	L	71	at Arizona	79	18	9
23	W	86	Middle Tennessee	46	18	—
28	W	87	Lamar	62	22	—
4	W	88	Cincinnati	55	22	—
11	W	79	*at Houston	69	20	—
13	W	75	*at Southern Miss	62	20	—
16	W	79	*UAB	54	17	—
20	W	61	*at East Carolina	44	17	—
24	W	72	*Tulsa	59	11	—
27	W	67	*Southern Miss	64	11	—
31	W	87	*at UCF	65	11	—
F. 3	W	88	*SMU	52	11	—
8	W	70	*at UAB	56	8	—
10	W	95	*Tulane	51	8	—
14	W	69	*at Tulsa	52	8	—
17	W	78	at Gonzaga (ot)	77	8	—
22	W	99	*Rice	63	7	—
25	W	77	*Houston	64	7	—
M. 1	W	78	*at UTEP	67	6	—
3	W	64	*at SMU	61	6	—

Conference USA Tournament, Memphis, Tenn.						
8	W	92	Marshall	71	5	—
9	W	71	Tulane	49	5	—
10	W	71	Houston	59	5	—

NCAA 1st & 2nd Rounds, New Orleans, La.						
16	W	73	North Texas	58	5	—
18	W	78	Nevada	53	2	15

NCAA South Region, San Antonio, Texas.						
22	W	65	Texas A&M	64	5	9
24	L	76	Ohio State	92	5	1

\*Conference USA game

### 2007-08 (NCAA FINALIST)

RECORD: —; H: —; A: —; N: —  
 CONFERENCE USA: —  
 C-USA REGULAR SEASON CHAMPION  
 C-USA TOURNAMENT CHAMPION  
 COACH: JOHN CALIPARI

DATE	R	MEM	OPPONENT	OPP	HR	VR
N. 5	W	102	Tennessee-Martin	71	3	—
6	W	80	Richmond	63	3	—
<b>2k Sports College Hoops Classic, New York, N.Y.</b>						
15	W	63	Oklahoma	53	3	—
16	W	81	Connecticut	70	3	—
20	W	84	Arkansas State	63	3	—
27	W	104	Austin Peay	82	3	—

Jimmy V Classic, New York, N.Y.						
D. 4	W	62	Southern Cal (ot)	58	2	24

Sun Belt Classic, Nashville, Tenn.						
15	W	65	at Middle Tennessee	41	2	—
19	W	79	at Cincinnati	69	2	—
22	W	85	Georgetown	71	2	5
29	W	76	Arizona	63	2	17

DATE	R	MEM	OPPONENT	OPP	HR	VR
J. 3	W	102	Siena	58	2	—
5	W	90	Pepperdine	53	2	—
9	W	99	*East Carolina	58	2	—
12	W	68	*at Marshall	45	2	—
16	W	77	*at Rice	50	2	—
19	W	83	*Southern Miss	47	2	—
23	W	56	*at Tulsa	41	1	—
26	W	81	Gonzaga	73	1	—
30	W	89	*at Houston	77	1	—
F. 2	W	70	*UTEP	64	1	—
6	W	77	*SMU	48	1	—
9	W	85	*UCF	64	1	—
13	W	68	*Houston	59	1	—
16	W	79	*at UAB	78	1	—
20	W	97	*at Tulane	71	1	—
23	L	62	Tennessee	66	1	2
27	W	82	*Tulsa	67	2	—
M. 1	W	76	*at Southern Miss	67	2	—
5	W	72	*at SMU	55	2	—
8	W	94	*UAB	56	2	—

Conference USA Tournament, Memphis, Tenn.						
13	W	75	Tulane	56	2	—
14	W	69	Southern Miss	53	2	—
15	W	77	Tulsa	51	2	—

NCAA 1st & 2nd Rounds, Little Rock, Ark.						
21	W	87	Texas-Arlington	63	2	—
23	W	77	Mississippi State	74	2	—

NCAA South Region, Houston, Texas.						
28	W	92	Michigan State	74	2	19
30	W	85	Texas	67	2	6
<b>NCAA Final Four, San Antonio, Texas.</b>						
A. 5	W	78	UCLA	63	2	3
7	L	68	Kansas (ot)	75	2	5

\*Conference USA game  
 \*\* - season vacated by NCAA  
 (overall record was 38-2; C-USA record 16-0/Home: 20-1, Away: 10-0, Neutral: 8-1)

### 2008-09 (NCAA SWEET 16)

RECORD: 33-4; H: 19-1; A: 10-1; N: 4-2  
 CONFERENCE USA: 16-0  
 C-USA REGULAR SEASON CHAMPION  
 C-USA TOURNAMENT CHAMPION  
 COACH: JOHN CALIPARI

DATE	R	MEM	OPPONENT	OPP	HR	VR
N. 15	W	90	Fairfield	63	13	—
17	W	80	Massachusetts	58	13	—

O'Reilly Auto Parts Puerto Rico Tip-Off, San Juan, P.R.						
20	W	83	Chattanooga	71	13	—
21	W	84	Seton Hall	70	13	—
23	L	58	Xavier	63	13	—

DATE	R	MEM	OPPONENT	OPP	HR	VR
D. 2	W	100	Marist	61	18	—
13	L	71	at Georgetown (ot)	79	17	19
17	W	59	UALR	51	23	—
20	L	65	Syracuse	72	23	11
22	W	87	Drexel	49	—	—
29	W	60	Cincinnati	45	—	—
31	W	80	Northeastern	48	—	—
J. 3	W	108	Lamar	75	—	—
7	W	80	*Marshall	57	—	—
10	W	73	*at UCF	66	—	—
13	W	55	*at Tulsa	54	—	—
17	W	81	*UAB	68	—	—
21	W	80	*Rice	52	22	—
24	W	54	at Tennessee	52	22	—
28	W	85	*at East Carolina	64	18	—
31	W	83	*Houston	68	18	—
F. 4	W	79	*at SMU	66	14	—
7	W	68	at Gonzaga	64	10	18
11	W	63	*Tulsa	37	8	—
14	W	72	*at Southern Miss	47	8	—
18	W	90	*SMU	47	5	—
21	W	70	*at UTEP	63	5	—
26	W	71	*at UAB	60	5	—
28	W	58	*Southern Miss	42	5	—
M. 4	W	69	*at Houston	60	5	—
7	W	74	*Tulane	47	5	—

Conference USA Tournament, Memphis, Tenn.						
12	W	51	Tulane	41	4	—
13	W	74	Houston	49	4	—
14	W	64	Tulsa	39	4	—

NCAA 1st & 2nd Rounds, Kansas City, Mo.						
19	W	81	Cal State Northridge	70	3	—
21	W	89	Maryland	70	3	—

NCAA West Region, Glendale, Ariz.						
26	L	91	Missouri	102	3	9

\*Conference USA game

### 2009-10 (NIT SECOND ROUND)

RECORD: 24-10; H: 17-3; A: 7-5; N: 0-2  
 CONFERENCE USA: 13-3  
 COACH: JOSH PASTNER

DATE	R	MEM	OPPONENT	OPP	HR	VR
N. 13	W	82	Jackson State	53	—	—

Hall of Fame Showcase, St. Louis, Mo.						
17	L	55	vs. Kansas	57	—	1

Hall of Fame Showcase, Memphis, Tenn.						
20	W	92	Tennessee Tech	59	—	—
24	W	81	Central Arkansas	49	—	—
30	W	77	Oakland	46	—	—

DATE	R	MEM	OPPONENT	OPP	HR	VR
D. 5	W	74	Arkansas State	55	—	—
9	W	76	Montana State	51	—	—
12	W	83	at UALR	71	—	—

Boston, Mass.						
19	L	72	at Massachusetts	73	—	—
22	W	87	Southeast Missouri	57	—	—
28	W	87	IUPUI	67	—	—
31	L	59	Tennessee	66	—	14

DATE	R	MEM	OPPONENT	OPP	HR	VR
J. 3	W	93	Houston Baptist	52	—	—
6	L	57	at Syracuse	74	—	7
9	W	59	at Southern Miss	57	—	—
13	W	77	*East Carolina	57	—	—
16	W	80	*at Rice	68	—	—
20	L	67	*UTEP	72	—	—
23	W	92	*Houston	77	—	—
27	W	75	*at Marshall	70	—	—
30	L	60	*at SMU	72	—	—

DATE	R	MEM	OPPONENT	OPP	HR	VR
F. 3	W	85	*UAB	75	—	—
6	L	58	Gonzaga	66	—	17
10	W	76	*UCF	70	—	—
13	W	93	*at Tulsa	86	—	—
17	W	77	*at Tulane	64	—	—
20	W	76	*SMU	63	—	—
24	L	75	*at Houston	92	—	—
27	W	76	*Southern Miss	69	—	—
M. 3	W	70	*at UAB	65	—	—
6	W	75	*Tulsa	53	—	—



## 2008 NCAA FINALIST..

**Front Row (l-r):** Andy Allison, Shyrone Chatman, Tyrone Weeks, Derek Kellogg, Head Coach John Calipari, John Robic, Chuck Martin, Rod Strickland, Richard Hogans.  
**Middle Row (l-r):** Andre Allen, Chance McGrady, Jeff Robinson, Antonio Anderson, Pierre Niles, Joey Dorsey, Shawn Taggart, Hashim Bailey, Robert Dozier, Chris Douglas-Roberts, Doneal Mack, Derrick Rose, Willie Kemp, Cui Wanjun.  
**Back Row (l-r):** Andrew Wilson, Scott Robinson, David Price, Paul Sutton, Kenneth Harden, Bryan Settle, Kevin Bumfield, Chris Simmons, Brent Sands, Jarmelle K. Jones.

\*\* - 2007-08 season vacated by NCAA

MEDIA

## ALL-TIME SERIES RESULTS

### MEMPHIS VS THE TOP 25

RANK	RECORD
No. 1	0-9
No. 2	2-5
No. 3	3-8
No. 4	5-8
No. 5	4-9
No. 6	4-6
No. 7	3-7
No. 8	3-5
No. 9	8-9
No. 10	4-3
No. 11	3-8
No. 12	3-6
No. 13	2-7
No. 14	0-8
No. 15	3-5
No. 16	4-9
No. 17	4-3
No. 18	5-6
No. 19	7-7
No. 20	6-6
No. 21	3-4
No. 22	2-5
No. 23	3-0
No. 24	3-2
No. 25	3-3
Total	87-148

DATE	R	MEM	OPPONENT	OPP	HR	VR
<b>Conference USA Tournament, Tulsa, Okla.</b>						
10	L	65	Houston	66	19	—
<b>NIT First Round, Memphis, Tenn.</b>						
17	W	73	St. John's (N.Y.)	71	11	—
<b>NIT Second Round, Oxford, Miss.</b>						
19	L	81	at Ole Miss	90	11	—

DATE	R	MEM	OPPONENT	OPP	HR	VR
<b>2010-11 (NCAA Tournament)</b>						
RECORD: 25-10; H: 17-2; A: 5-6; N: 3-2						
CONFERENCE USA: 10-6						
C-USA TOURNAMENT CHAMPION						
COACH: JOSH PASTNER						

DATE	R	MEM	OPPONENT	OPP	HR	VR
<b>Global Sports Challenge, Memphis, Tenn.</b>						
N. 12	W	104	Centenary	40	19	—
15	W	72	Miami, Fla.	68	19	—
<b>Global Sports Challenge, Memphis, Tenn.</b>						
17	W	94	Northwestern State	79	19	—
<b>Global Sports Challenge, Tupelo, Miss.</b>						
21	W	70	vs. LSU	61	19	—
<b>Global Sports Challenge, Memphis, Tenn.</b>						
23	W	102	Tennessee Martin	80	14	—
D. 1	W	78	Arkansas State (ot)	71	14	—
4	W	77	Western Kentucky	61	14	—

DATE	R	MEM	OPPONENT	OPP	HR	VR
<b>Jimmy V Classic, New York, N.Y.</b>						
7	L	68	vs. Kansas	81	13	4
16	W	70	Austin Peay (ot)	68	18	—
20	W	68	Texas A&M-CC	63	16	—
23	L	69	Georgetown	86	16	10
30	W	88	Lipscomb	70	21	—
J. 2	W	91	Tennessee State	86	21	—
5	L	84	at Tennessee	104	21	—
8	W	61	*East Carolina	58	21	—
12	L	58	*at SMU	64	—	—
15	W	77	*Marshall	61	—	—
19	W	76	*at Southern Miss	75	—	—
22	W	76	*at UAB (ot)	73	—	—
26	W	77	*UCF	61	—	—
29	L	70	*at Marshall	85	—	—
F. 2	L	65	*Tulsa	68	—	—
5	W	62	at Gonzaga	58	—	—
9	W	63	*at UCF	62	—	—
12	W	67	*Southern Miss	61	—	—
16	W	62	*UAB	58	—	—
19	L	52	*at Rice	67	—	—
22	W	69	*Houston	58	—	—
26	L	47	*at UTEP	74	—	—
M. 2	L	57	*at East Carolina	68	—	—
5	W	66	*Tulane	61	—	—

DATE	R	MEM	OPPONENT	OPP	HR	VR
<b>Conference USA Tournament, El Paso, Texas</b>						
10	W	66	Southern Miss	63	—	—
11	W	76	East Carolina	56	—	—
12	W	67	UTEP	66	—	—
<b>NCAA Tournament Second Round, Tulsa, Okla.</b>						
18	L	75	Arizona	77	17	—

\*Conference USA game

### 2011-12 (NCAA Tournament)

RECORD: 26-9; H: 18-2; A: 7-4; N: 1-3  
 CONFERENCE USA: 13-3  
 C-USA REGULAR SEASON CHAMPION  
 C-USA TOURNAMENT CHAMPION  
 COACH: JOSH PASTNER

DATE	R	MEM	OPPONENT	OPP	HR	VR
<b>EA Sports Maui Invitational, Memphis, Tenn.</b>						
N. 15	W	97	Belmont	81	10	—
<b>EA Sports Maui Invitational, Maui, Hawaii</b>						
21	L	61	Michigan	73	8	15
22	W	99	Tennessee (2ot)	97	8	—
23	L	88	Georgetown (ot)	91	8	—
28	W	70	Jackson State	45	22	—
D. 3	W	91	Austin Peay	60	22	—
6	W	71	at Miami, Fla.	54	21	—
11	L	72	Murray State	76	21	—

DATE	R	MEM	OPPONENT	OPP	HR	VR
<b>Basketball Hall of Fame Shootout, Louisville, Ky.</b>						
17	L	87	at Louisville	95	—	4
19	W	85	Lipscomb	75	—	—
22	L	59	at Georgetown	70	—	16
29	W	64	Robert Morris	47	—	—
31	W	67	Charlotte	58	—	—
J. 4	W	69	Tennessee	51	—	—
7	W	62	*at UAB	59	—	—
11	W	60	*Southern Miss	55	—	—
14	W	89	*at Houston	58	—	—
18	L	67	*at UCF	68	—	—
21	W	63	*SMU	45	—	—
25	W	73	*Rice	51	—	—
28	W	83	*Marshall	76	—	—
F. 1	L	72	*at Southern Miss	75	—	—
4	W	72	Xavier	68	—	—
8	W	70	*at East Carolina	59	—	—
11	W	79	*UAB	45	—	—
15	W	82	*at Tulane	64	—	—
18	L	58	*UTEP	60	—	—
22	W	70	*East Carolina	47	—	—
25	W	87	*at Marshall	67	—	—
28	W	84	*UCF	55	—	—
M. 3	W	78	*at Tulsa	66	—	—

DATE	R	MEM	OPPONENT	OPP	HR	VR
<b>Conference USA Tournament, Memphis, Tenn.</b>						
8	W	65	UTEP	47	—	—
9	W	83	UCF	52	—	—
10	W	83	Marshall	57	—	—
<b>NCAA Tournament Second Round, Columbus, Ohio</b>						
16	L	54	Saint Louis	61	—	—

\*Conference USA game

### 2012-13 (NCAA Tournament)

RECORD: 31-5; H: 17-1; A: 9-1; N: 5-3  
 CONFERENCE USA: 16-0  
 C-USA REGULAR SEASON CHAMPION  
 C-USA TOURNAMENT CHAMPION  
 COACH: JOSH PASTNER

DATE	R	MEM	OPPONENT	OPP	HR	VR
N. 12	W	81	North Florida	66	17	—
<b>Battle 4 Atlantis, Memphis, Tenn.</b>						
17	W	65	Samford	54	17	—
<b>Battle 4 Atlantis, Paradise Island, The Bahamas</b>						
22	L	65	VCU	78	19	—
23	L	75	Minnesota	84	19	—
24	W	52	Northern Iowa	47	19	—
29	W	93	UT Martin	65	—	—
D. 5	W	84	Ohio	58	—	—
8	W	83	Austin Peay	65	—	—
15	L	78	Louisville	87	—	6
20	W	62	Lipscomb	56	—	—
28	W	72	Oral Roberts	57	—	—
30	W	78	Loyola, Md.	64	—	—
J. 4	W	85	at Tennessee	80	—	—
9	W	67	*East Carolina	54	—	—
12	W	69	*at UAB	53	—	—
16	W	77	*at Rice	51	—	—
19	W	60	Harvard	50	—	—
22	W	71	*Tulane	60	—	—
26	W	73	*Marshall	72	—	—
30	W	75	*at East Carolina	68	—	—
F. 2	W	94	*Tulsa	64	—	—
6	W	60	*at SMU	52	—	—
9	W	89	*at Southern Miss	76	—	—
13	W	93	*UCF	71	22	—
16	W	71	*at Marshall	59	22	—
20	W	81	*Houston	74	21	—
23	W	89	*Southern Miss	73	21	—
26	L	62	at Xavier	64	19	—
M. 2	W	76	*at UCF	67	19	—
5	W	56	*UTEP	54	25	—
9	W	86	*UAB	71	25	—

DATE	R	MEM	OPPONENT	OPP	HR	VR
<b>Conference USA Tournament, Tulsa, Okla.</b>						
14	W	81	Tulane	68	20	—
15	W	85	Tulsa	74	20	—
16	W	91	Southern Miss (2ot)	79	20	—
<b>NCAA Tournament 2nd &amp; 3rd Rounds, Auburn Hills, Mich.</b>						
21	W	54	Saint Mary's	52	19	25
23	L	48	Michigan State	70	19	9

\*Conference USA game

### 2013-14 (NCAA Tournament)

RECORD: 24-10; H: 15-3; A: 5-5; N: 4-2  
 AMERICAN ATHLETIC CONFERENCE: 12-6  
 COACH: JOSH PASTNER

DATE	R	MEM	OPPONENT	OPP	HR	VR
N. 14	W	95	Austin Peay	69	13	—
<b>Old Spice Classic, Stillwater, Okla.</b>						
19	L	80	at Oklahoma State	101	11	7
23	W	98	Nicholls	59	11	—
<b>Old Spice Classic, Orlando, Fla.</b>						
28	W	87	Siena	60	21	—
29	W	76	LSU	69	21	—
D. 1	W	73	Oklahoma State	68	21	5
7	W	96	Northwestern State	76	16	—
13	W	73	UALR	59	16	—

DATE	R	MEM	OPPONENT	OPP	HR	VR
<b>Jimmy V Classic, New York, N.Y.</b>						
17	L	75	Florida	77	15	16
21	W	77	Southeast Missouri	65	15	—
28	W	75	Jackson State	61	17	—
31	W	88	*at USF	73	18	—
J. 4	L	53	*Cincinnati	69	18	—
9	W	73	*at Louisville	67	24	12
11	W	79	*at Temple	69	24	—
16	L	73	*Connecticut	83	17	—
18	W	101	LeMoyne-Owen	78	17	—
23	W	82	*Houston	59	23	—
26	W	80	*USF	58	23	—
29	W	69	*at UCF	59	22	—
F. 1	L	72	*at SMU	87	22	—
4	W	101	*Rutgers	69	24	—
8	W	60	Gonzaga	54	24	23
12	W	76	*UCF	70	20	—
15	L	81	*at Connecticut (ot)	86	20	24
20	W	64	*at Rutgers	59	22	—
22	W	82	*Temple (ot)	79	22	—
27	L	68	*at Houston	77	21	—
M. 1	W	72	*Louisville	66	21	7
6	L	84	*at Cincinnati	97	20	15
8	W	67	*SMU	58	20	18

DATE	R	MEM	OPPONENT	OPP	HR	VR
<b>The American Tournament, Memphis, Tenn.</b>						
13	L	52	Connecticut	72	19	21
<b>NCAA Tournament 2nd &amp; 3rd Rounds, Raleigh, N.C.</b>						
21	W	71	George Washington	66	—	—
23	L	60	Virginia	78	—	—

## ALL-TIME SERIES RESULTS

THE SERIES RECORDS BELOW REFLECT ONLY CURRENT NCAA DIVISION I OPPONENTS.

### GUIDE TO SYMBOLS

- ~ — The American
- # — Conference USA
- ^ — Great Midwest Conference
- % — Metro Conference
- & — Missouri Valley Conference
- ! — Mississippi Valley Conference
- \$ — NCAA Tournament
- @ — National Invitation Tournament (NIT)
- + — NAIB State Tournament
- = — NAIB National Tournament
- (d) — designated Metro game
- (t) — conf. tournament game
- (p) — conference playoff game

### ABILENE CHRISTIAN

#### MEMPHIS LEADS 2-0

1954-55	hW	106-71
1968-69	hW	65-62

Home: 2-0

### ALABAMA

#### MEMPHIS LEADS 5-2

1958-59	hW	59-58
1959-60	hW	63-37
1963-64	hW	108-75
1964-65	hW	83-73
1976-77@	nL	63-80
2001-02	nL	70-81
2005-06	aW	87-76

Home: 4-0

Away: 1-0

Neutral: 0-2

### ALABAMA A&M

#### MEMPHIS LEADS 1-0

1999-00	hW	97-66
---------	----	-------

Home: 1-0

### ALCORN STATE

#### MEMPHIS LEADS 3-0

1986-87	hW	108-56
1987-88	hW	87-64
1993-94	hW	92-59

Home: 3-0

### ARIZONA

#### ARIZONA LEADS 4-3 (4-4)

1952-53	hW	75-56
1955-56	aW (ot)	98-92
1956-57	hW	94-76
1964-65	aL	64-99
1965-66	hL	69-94
2006-07	aL	71-79
2007-08**	hW	76-63
2010-11\$	nL	75-77

Home: 3-1

Away: 1-2

Neutral: 0-1

### ARIZONA STATE

#### ARIZONA STATE LEADS 2-1

1969-70	nW	67-62
1992-93	nL	76-89
2002-03\$	nL	71-84

### ARIZONA STATE

#### ARIZONA STATE LEADS 2-1

Neutral: 1-2

### ARKANSAS

#### ARKANSAS LEADS 11-10

1966-67	hW	43-36
1971-72	hW	92-77
1972-73	aW	87-86
1976-77	aW	69-62
1977-78	hL	70-95
1978-79	nL	69-82
1979-80	hW	74-67
1991-92	hW	92-88
1991-92\$	nW	82-80
1992-93	aL	76-81
1993-94	hL	78-96
1994-95	aL	87-88
1994-95\$	nL (ot)	91-96
1995-96	hW	94-72
1996-97	aL	63-79
1997-98	hL	72-75
1998-99	aL	74-99
1999-00	hW	76-71
2000-01	aL	68-74
2001-02	hL	73-90
2002-03	aW	72-67

Home: 6-4

Away: 3-5

Neutral: 1-2

### ARKANSAS-PINE BLUFF

#### MEMPHIS LEADS 2-0

1998-99	hW	86-42
2002-03	hW	78-54

Home: 2-0

### ARKANSAS STATE

#### MEMPHIS LEADS 31-28 (32-28)

(also known as Arkansas A&M 1909-1932; Arkansas State College 1933-66)

1921-22	aL	18-31
1922-23	hW	32-15
1925-26	aL	31-33
1927-28	aL	30-34
1927-28	hW	34-30
1928-29	aL	23-34
1928-29	hW	50-22
1929-30	hW	22-15
1929-30	aL	21-26
1930-31	hW	39-12
1930-31	aW	45-21
1931-32	hL	17-24
1931-32	aL	38-40
1933-34	aL	27-32
1933-34	hL	30-32
1934-35	hW	32-31
1934-35	aL	23-51
1937-38	aL	25-41
1937-38	hL	20-39
1938-39	aL	32-38
1938-39	hW	53-45
1939-40	aL	44-45
1939-40	hL	41-46
1944-45	aW	44-25
1944-45	hW	41-30
1945-46	aL	43-56
1945-46	hL	37-46
1946-47	aL	37-52
1946-47	hW	62-50
1946-47	hL (ot)	56-58
1947-48	hL	50-53
1947-48	hL	56-61
1948-49	aW	59-55
1948-49	hL	52-61
1949-50	hW	54-49
1949-50	aL	51-52
1953-54	hW	87-77
1953-54	aL	75-85
1954-55	hW	104-79
1954-55	aW	86-71
1955-56	aW	74-64
1955-56	hW	97-67
1956-57	hW	88-68

1956-57	aW	97-75
1979-80	hW	54-51
1980-81	hW	77-66
1984-85	hW	79-62
1985-86	hW	87-64
1986-87	hL	60-61
1987-88	aW	60-59
1987-88	hL	47-48
1990-91	hL	57-58
1998-99	hW	83-66
1999-00	aL	72-84
2000-01	hW	83-60
2004-05	hW	79-75
2006-07	hW	86-60
2007-08**	hW	84-63
2009-10	hW	74-55
2010-11	hW (ot)	78-71

Home: 25-11

Away: 7-17

### ARMY

#### MEMPHIS LEADS 1-0

1977-78	nW	77-76
---------	----	-------

Home: 1-0

### AUBURN

#### AUBURN LEADS 1-0

1952-53	hL	64-78
---------	----	-------

Home: 0-1

### AUSTIN PEAY

#### MEMPHIS LEADS 18-4 (19-4)

(also known as Austin Peay Normal School 1927-42; Austin Peay State College 1943-66)

1936-37	hW	43-31
1947-48	hW	56-48
1947-48	aL	41-48
1948-49	hW	71-65
1948-49	aL	62-63
1949-50	hW	68-63
1949-50	aW	71-62
1950-51	hW	75-53
1950-51	aW	62-55
1951-52	hW	74-51
1951-52	aL (2ot)	60-62
1979-80	hW	85-73
1986-87	hW	82-67
2001-02	hW	109-68
2002-03	hL (ot)	80-81
2003-04	hW	74-60
2004-05	hW	71-66
2006-07	hW	88-63
2007-08**	hW	104-82
2010-11	hW (ot)	70-68
2011-12	hW	91-60
2012-13	hW	83-65
2013-14	hW	95-69

Home: 17-1

Away: 2-3

### BALL STATE

#### MEMPHIS LEADS 5-0

1981-82	hW	75-64
1982-83	hW	104-81
1985-86\$	nW	95-63
1989-90	nW (ot)	76-73
1997-98	hW	90-67

Home: 3-0

Neutral: 2-0

### BAYLOR

#### BAYLOR LEADS 6-1

1953-54	hW	71-64
1959-60	hW	71-56
1960-61	aW	84-58
1961-62	hW	59-47
1976-77	hW	80-73
1977-78	aL	87-106
1987-88	nW	75-60

Home: 4-0

Away: 1-1

### BELMONT

#### MEMPHIS LEADS 2-0

2003-04	hW	89-83
2011-12	hW	97-81

Home: 2-0

### BOSTON COLLEGE

#### SERIES TIED 1-1

1984-85\$	nW	59-57
1990-91	aL	78-82

Away: 0-1

Neutral: 1-0

### BRADLEY

#### MEMPHIS LEADS 10-9

1956-57	nL	83-84
1967-68&	aL	52-80
1967-68&	hL	69-92
1968-69&	hL	67-68
1968-69&	aL	62-88
1969-70&	aL	59-74
1969-70&	hL	75-91
1970-71&	hW	102-87
1970-71&	aW	74-70
1971-72&	aL	79-95
1971-72&	hW	70-59
1972-73&	aW	76-74
1972-73&	hW	79-64
1973-74	hW (ot)	88-76
1973-74	aL	81-94
1986-87	aW	82-74
1987-88	hW (ot)	113-108
1988-89	hW	84-77
2005-06	nW	80-64

Home: 6-3

Away: 3-5

Neutral: 1-1

### BROWN

#### MEMPHIS LEADS 3-0

1968-69	hW	70-52
1974-75	hW	85-83
1981-82	hW	106-96

Home: 3-0

### BUCKNELL

#### MEMPHIS LEADS 1-0

2005-06\$	nW	72-56
-----------	----	-------

Neutral: 1-0

### BYU

#### MEMPHIS LEADS 3-1

1960-61	aW	75-72
1962-63	hW	99-76
1992-93	nL (ot)	67-73
2001-02@	hW	80-69

Home: 2-0

Away: 1-0

Neutral: 0-1

### CAL POLY

#### MEMPHIS LEADS 1-0

1975-76	hW	97-66
---------	----	-------

Home: 1-0

### CAL STATE NORTHRIIDGE

#### MEMPHIS LEADS 1-0

2008-09\$	nW	81-70
-----------	----	-------

Neutral: 1-0

### CANISIUS

#### CANISIUS LEADS 2-0

1962-63@	nL	67-76
1965-66	nL	89-92

Neutral: 0-2

### CENTRAL ARKANSAS

#### CENTRAL ARKANSAS LEADS 2-1

(also known as Arkansas State Normal School 1907-24; Arkansas State Teachers College 1925-66; State College of Arkansas 1967-74)

1923-24	aL	11-25
1939-40	hL	29-38
2009-10	hW	81-49

Home: 1-1

Away: 0-1

### CENTRAL CONNECTICUT

#### CENTRAL CONNECTICUT LEADS 1-0

(also known as Connecticut State)

1949-50	nL	50-60
---------	----	-------

Neutral: 0-1

### CHARLOTTE

#### MEMPHIS LEADS 8-6

(also known as UNC Charlotte)

1985-86	nW	106-82
1995-96#	hW	57-55
1995-96#		

## ALL-TIME SERIES RESULTS

MEDIA  
 COACHING STAFF  
 PLAYERS  
 2013-14 REVIEW  
 RECORDS  
 HISTORY

1984-85	hW	81-61
1984-85	aW	68-55
1985-86	aW	89-71
1985-86	hW	74-55
1986-87	hW	83-63
1986-87	aL	73-76
1986-87	nW	87-58
1987-88	hW (ot)	75-70
1987-88	aL	90-106
1988-89	aL	79-89
1988-89	hW	81-71
1989-90	hW	82-64
1989-90	aL	76-82
1990-91	aL	59-73
1990-91	hW	70-63
1991-92^	aL	66-75
1991-92^	hL	59-69
1991-92^(t)	nL	63-75
1991-92	nL	57-88
1992-93^	hW	68-66
1992-93^	aL	55-78
1992-93^(t)	hL	72-77
1993-94^	hW	62-55
1993-94^	aL	64-69
1993-94^(t)	aL	47-68
1994-95^	hW (ot)	74-69
1994-95^	aW	83-73
1994-95^(t)	nL	64-77
1995-96#	aL	66-71
1996-97#	hW	75-63
1997-98#	aL	54-61
1998-99#	hL	64-89
1999-2000#	aL	55-75
2000-01#	hL	65-66
2000-01#(t)	nL	79-89
2001-02#	aL (ot)	75-80
2002-03#	hW	67-48
2003-04#	aL	79-83
2004-05#	hL	60-62
2005-06	aW	91-81
2006-07	hW	88-55
2007-08**	aW	79-69
2008-09	hW	60-45
2013-14~	hL	53-69
2013-14~	aL	84-97

Home: 20-12  
 Away: 10-21  
 Neutral: 1-5

CLEVELAND STATE		
MEMPHIS LEADS 1-0		
1986-87	hW	70-65
Home: 1-0		

COLUMBIA		
MEMPHIS LEADS 1-0		
1970-71	nW	93-62
Neutral: 1-0		

CONNECTICUT		
CONNECTICUT LEADS 3-0 (3-1)		
2007-08**	nW	81-70
2013-14~	hL	73-83
2013-14~	aL (ot)	81-86
2013-14~(t)	hL	53-72
Neutral: 1-0		

CORNELL		
MEMPHIS LEADS 1-0		
1972-73	hW	96-64
Home: 1-0		

CREEGHTON		
SERIES TIED 3-3		
1961-62	nL	83-87
1962-63	hL	70-95
1963-64	aW	87-86
1964-65	hW	72-66
1965-66	aL	82-115
1966-67	hW	74-66

Home: 2-1  
 Away: 1-1  
 Neutral: 0-1

DARTMOUTH		
SERIES TIED 1-1		
1969-70	hL (2ot)	74-77
1988-89	hW	79-75
Home: 1-1		

DAVIDSON		
DAVIDSON LEADS 1-0		
1967-68	nL	44-51
Neutral: 0-1		

DAYTON		
DAYTON LEADS 12-7		
1953-54	hL	59-66
1954-55	aL	69-88
1955-56	aL	71-85
1959-60	aL	52-58
1960-61	hL	77-96
1961-62	aL	67-78
1962-63	hW	61-59
1963-64	aL	73-83
1964-65	hW	77-71
1965-66	aL	77-90
1966-67	hL	56-81
1976-77	hW	81-67
1977-78	aL	83-85
1978-79	hL	73-75
1979-80	aL	64-82
1993-94^	aW	94-78
1993-94^	hW	84-71
1994-95^	aW	68-61
1994-95^	hW	87-60

Home: 5-4  
 Away: 2-8

DE PAUL		
MEMPHIS LEADS 14-12		
1956-57	hW	85-81
1963-64	hW	98-67
1964-65	aL	70-99
1975-76	nL	91-100
1988-89	nL	63-66
1991-92^	hL (ot)	89-92
1991-92^	aL	80-88
1991-92^(t)	nW	95-75
1992-93^	aW (2ot)	95-93
1992-93^	hW	79-57
1993-94^	hL	61-69
1993-94^	aL	53-65
1994-95^	aW	77-69
1994-95^	hW	76-64
1995-96#	hW	74-55
1995-96#	aW (ot)	83-82
1995-96#(t)	hW	92-69
1996-97#	aW	51-49
1997-98#	hL (2ot)	98-100
1998-99#	aL	75-81
1999-2000#	hL	65-71
1999-00#(t)	hL	76-80
2000-01#	aW	72-68
2001-02#	hW	88-61
2003-04#	aL	73-82
2004-05#	hW	68-55

Home: 8-5  
 Away: 5-5  
 Neutral: 1-2

DETROIT		
MEMPHIS LEADS 3-1		
1983-84	hW	90-65
1984-85	aL	66-71
1996-97	hW	64-55
2000-01@	nW	86-71

Home: 2-0  
 Away: 0-1  
 Neutral: 1-0

DRAKE		
DRAKE LEADS 11-6		
1965-66	nL	65-80
1967-68&	hL (ot)	75-76
1967-68&	aL	61-89
1968-69&	hL	71-73
1968-69&	aL	72-85
1969-70&	aL	62-72
1969-70&	hL	76-82
1970-71&	aL	70-93

1970-71&	hW	73-72
1971-72&	aW	81-70
1971-72&	hW	70-69
1972-73&	aW (2ot)	97-92
1972-73&	hW	73-68
1973-74	hL	80-91
1973-74	aL	86-95
1976-77	hW	79-74
1978-79	aL	91-109

Home: 4-4  
 Away: 2-6  
 Neutral: 0-1

DREXEL		
SERIES TIED 1-1		
1995-96	nL	63-75
2008-09	hW	87-49
Home: 1-0		
Neutral: 0-1		

DUKE		
DUKE LEADS 1-0		
2005-06	nL	67-70
Neutral: 0-1		

DUQUESNE		
DUQUESNE LEADS 2-0		
1964-65	hL	87-93
1965-66	aL	79-92
Home: 0-1		
Away: 0-1		

EAST CAROLINA		
MEMPHIS LEADS 13-1 (14-1)		
2002-03#	hW	73-49
2003-04#	aW	79-73
2004-05#	hW	72-66
2005-06#	aW	77-67
2006-07#	aW	61-44
2007-08**	hW	99-58
2008-09#	aW	85-64
2009-10#	hW	77-57
2010-11#	hW	61-58
2010-11#(t)	aL	57-68
2010-11#(t)	nW	76-56
2011-12#	aW	70-59
2011-12#	hW	70-47
2012-13#	hW	67-54
2012-13#	aW	75-68

Home: 7-0  
 Away: 6-1  
 Neutral: 1-0

EAST TENNESSEE STATE		
MEMPHIS LEADS 4-3		
<i>(Known as East Tennessee State College 1943-62; East Tennessee State University 1963-present)</i>		
1952-53	hL	71-75
1953-54	aW	71-68
1981-82	aL	62-67
1981-82	hW	91-74
1982-83	hW	80-62
1990-91	hL (ot)	102-105
2004-05	hW	87-56

Home: 3-2  
 Away: 1-1

EASTERN KENTUCKY		
MEMPHIS LEADS 3-0		
1982-83	hW	80-65
1983-84	hW	82-50
2001-02	hW	111-74
Home: 3-0		

EASTERN MICHIGAN		
MEMPHIS LEADS 1-0		
1978-79	hW	86-58
Home: 1-0		

EASTERN WASHINGTON		
MEMPHIS LEADS 1-0		
<i>(Known as Eastern Washington State College 1945-76)</i>		
1951-52	aW	67-53
Away: 0-1		

FAIRFIELD		
MEMPHIS LEADS 1-0		
2008-09	hW	90-63
Home: 1-0		

FLORIDA		
FLORIDA LEADS 2-0		
1976-77	nL	83-84
2013-14	nL	75-77
Neutral: 0-2		

FLORIDA A&M		
MEMPHIS LEADS 2-0		
1994-95	hW	119-54
1995-96	hW	80-50
Home: 2-0		

FLORIDA INTERNATIONAL		
MEMPHIS LEADS 1-0		
1993-94	hW	86-69
Home: 1-0		

FLORIDA STATE		
MEMPHIS LEADS 31-22		
1952-53	hW	87-73
1957-58	hW	59-56
1957-58	aW	68-51
1958-59	aW	75-72
1958-59	hW	93-69
1959-60	hW	86-71
1959-60	aW	83-67
1963-64	aL	90-91
1963-64	hW	83-71
1964-65	aL	61-74
1964-65	hL	70-81
1965-66	aL	63-67
1965-66	hW	81-66
1966-67	hW	46-42
1966-67	aL	51-55
1973-74	aL	80-88
1974-75	hW	70-69
1975-76	aL	79-100
1976-77	hW	81-75
1977-78	hL	89-95
1977-78	aL	82-89
1978-79	hL (ot)	86-93
1978-79	aL	87-90
1978-79	hL	34-35
1979-80	hL	69-74
1979-80	aL	54-55
1980-81	aL	66-84
1980-81	hL	78-80
1981-82	hW	90-63
1981-82	aW	62-60
1982-83	aL	72-74
1982-83	hW	94-67
1982-83	nW	84-74
1983-84	aW	73-69
1983-84	hW	75-67
1983-84	hW	65-63
1984-85	aW	74-69
1984-85	hW	70-68
1984-85	nW (ot)	90-86
1985-86	hW	99-73
1985-86	aL	80-82
1985-86	nW	73-71
1986-87	hW	76-68
1986-87	aL	89-98
1987-88	aL	85-92
1987-88	hW	81-76
1987-88	hW	81-74
1988-89	aW	99-82
1988-89	hW	89-78
1989-90	aL	72-78
1989-90	hW	81-69
1990-91	hW	67-66
1990-91	aL	64-76

Home: 21-6  
 Away: 7-16  
 Neutral: 3-0

FORDHAM		
MEMPHIS LEADS 2-1		
1962-63@	nW	70-49
1964-65	hL	71-73
2003-04	hW	94-64
Home: 1-1		
Neutral: 1-0		

FRESNO STATE		
MEMPHIS LEADS 2-1		
1985-86	nW	80-46
1985-86	nW	57-46
1997-98@	aL	80-83
Away: 0-1		
Neutral: 2-0		

FURMAN		
MEMPHIS LEADS 2-0		
1968-69	aW	79-69
2002-03	hW	72-55
Home: 1-0		
Away: 1-0		

GEORGE MASON		
MEMPHIS LEADS 1-0		
2004-05	hW	75-58
Home: 1-0		

GEORGETOWN		
GEORGETOWN LEADS 10-1 (10-2)		
1982-83	nW	66-57
1993-94	hL	78-94
1994-95	nL (ot)	80-83
1995-96	aL	60-81
1996-97	hL	65-74
1997-98	aL	69-73
1999-2000	nL	55-71
2007-08**	hW	85-71
2008-09	aL (ot)	71-79
2010-11	hL	69-86
2011-12	nL (ot)	88-91
2011-12	aL	59-70

Home: 1-3  
 Away: 0-4  
 Neutral: 1-3

GEORGE WASHINGTON		
SERIES TIED 1-1		
1994-95	nL	60-69
2013-14	nW	71-66
Neutral: 1-1		

GEORGIA		
SERIES TIED 1-1		
1986-87	nW	82-71
1996-97	nL	68-70
Neutral: 1-1		

GEORGIA STATE		
MEMPHIS LEADS 7-0		
1974-75	hW	102-76
1977-78	hW	111-87
1986-87	nW	79-70
1992-93	hW	97-76
1993-94	hW	66-55
1994-95	hW	124-52
1995-96	hW	89-69
Home: 7-0		

GEORGIA TECH		
GEORGIA TECH LEADS 4-3		
1976-77	aL	82-89</

## ALL-TIME SERIES RESULTS



### MEMPHIS vs GONZAGA - 2014

2006-07	aW (ot)	78-77
2007-08**	hW	81-73
2008-09	aW	68-50
2009-10	hL	58-66
2010-11	aW	62-58
2013-14	hW	60-54

Home: 3-2  
Away: 3-0

#### GRAMBLING

##### MEMPHIS LEADS 2-0

1988-89	hW	84-63
1999-2000	hW	98-59

Home: 2-0

#### GREEN BAY

##### MEMPHIS LEADS 1-0

1974-75	hW	75-67
---------	----	-------

Home: 1-0

#### HARVARD

##### MEMPHIS LEADS 1-0

2012-13	hW	60-50
---------	----	-------

Home: 1-0

#### HAWAII

##### HAWAII LEADS 3-2

1951-52	aL (2ot)	61-68
1962-63	hW	96-60
1973-74	aW	73-69
1973-74	aL	85-117
1996-97	aL	60-67

Home: 1-0

Away: 1-3

#### HOLY CROSS

##### HOLY CROSS LEADS 1-0

1960-61@	nL	69-81
----------	----	-------

Neutral: 0-1

#### HOUSTON

##### MEMPHIS LEADS 26-13 (28-13)

1956-57	aW	82-78
1956-57	hW	96-86
1982-83\$	nL	63-70
1983-84\$	nL	71-78
1994-95	hW	96-77
1995-96	aL	67-69
1996-97#	aL (ot)	67-72
1996-97#	hW	85-72
1997-98#	aW	76-63
1997-98#	hW	89-76
1998-99#	aL	81-83
1998-99#	hL	78-79
1999-2000#	hL	89-98
1999-2000#	aW	84-81
2000-01#	aW	86-78
2000-01#	hW	72-68
2001-02#	aW	84-66
2001-02#	hL	73-76
2001-02#(t)	nL	74-80
2002-03#	hW	77-66

2002-03#	aW	71-56
2003-04#	hW	64-48
2004-05#	aL	53-66
2005-06#	hW	69-62
2005-06#(t)	hW	68-54
2006-07#	aW	79-69
2006-07#	hW	77-64
2006-07#(t)	hW	71-59
2007-08#**	aW	89-77
2007-08#**	hW	68-59
2008-09#	hW	83-68
2008-09#	aW	69-60
2008-09#(t)	hW	74-49
2009-10#	hW	92-77
2009-10#	aL	75-92
2009-10#(t)	nL	65-66
2010-11#	hW	69-58
2011-12#	aW	89-55
2012-13#	hW	81-74
2013-14~	hW	82-59
2013-14~	aL	68-77

Home: 18-3

Away: 10-6

Neutral: 0-4

#### HOUSTON BAPTIST

##### MEMPHIS LEADS 1-0

2009-10	hW	93-52
---------	----	-------

Home: 1-0

#### HOWARD

##### MEMPHIS LEADS 1-0

2000-01	hW	112-42
---------	----	--------

Home: 1-0

#### IDAHO

##### SERIES TIED 1-1

1951-52	aL	48-51
1997-98	hW	72-58

Home: 1-0

Away: 0-1

#### ILLINOIS

##### ILLINOIS LEADS 4-1

1989-90	aL	71-83
1990-91	hL	75-84
1994-95	aL	76-86
2002-03	hW	77-74
2003-04	aL	64-74

Home: 1-1

Away: 0-3

#### ILLINOIS STATE

##### MEMPHIS LEADS 1-0

1988-89	nW	68-45
---------	----	-------

Neutral: 1-0

#### INDIANA

##### INDIANA LEADS 1-0

1964-65	hL	68-91
---------	----	-------

Home: 0-1

#### INDIANA STATE

##### MEMPHIS LEADS 2-0

1970-71	hW	81-77
1981-82	hW	101-89

Home: 2-0

#### IONA

##### MEMPHIS LEADS 2-0

1982-83	aW	94-88
1984-85	hW	76-62

Home: 1-0

Away: 1-0

#### IOWA

##### IOWA LEADS 2-0

1983-84	nL	66-73
2001-02	nL	71-75

Neutral: 0-2

#### IUPUI

##### MEMPHIS LEADS 1-0

2009-10	hW	87-67
---------	----	-------

Neutral: 1-0

#### JACKSON STATE

##### MEMPHIS LEADS 15-1

1987-88	hW	78-56
1989-90	hW	96-73
1991-92	hW	87-73
1992-93	hW	81-78
1993-94	hL	74-79
1994-95	hW	94-59
1995-96	hW	90-67
1996-97	hW	65-58
1997-98	hW	73-65
1998-99	hW	73-65
1999-2000	hW	79-74
2005-06	hW	97-70
2006-07	hW	111-69
2009-10	hW	82-53
2011-12	hW	70-45
2013-14	hW	75-61

Home: 1-1

#### JACKSONVILLE

##### MEMPHIS LEADS 4-1

1965-66	hW	84-61
1966-67	aW (ot)	63-58
1966-67	hW	62-39
1977-78	hW	79-77
1978-79	aL	87-91

Home: 3-0

Away: 1-1

#### JACKSONVILLE STATE

##### SERIES TIED 1-1

(known as Jacksonville State Teachers College 1930-56)

1936-37	hW	39-25
1938-39	hL	43-47

Home: 1-0

Away: 0-1

#### JAMES MADISON

##### MEMPHIS LEADS 1-0

(known as Madison College 1938-76)

1975-76	hW	104-80
---------	----	--------

Home: 1-0

#### KANSAS

##### KANSAS LEADS 5-2 (6-2)

1980-81	hL	49-59
1982-83	aW	64-58
1984-85	aL	71-75
1985-86	hW (ot)	83-80
1987-88	nL	62-64
2007-08\$**	nL (ot)	68-75
2009-10	nL	55-57
2010-11	nL	68-81

Home: 1-1

Away: 1-1

Neutral: 0-4

#### KANSAS STATE

##### MEMPHIS LEADS 2-1

1972-73\$	nW	92-72
1999-2000	aL	61-62
2000-01	hW	81-58

Home: 1-0

Away: 0-1

Neutral: 1-0

#### KENT STATE

##### MEMPHIS LEADS 3-0

1982-83	hW	72-59
1984-85	aW	74-57
1985-86	hW	83-69

Home: 2-0

Away: 1-0

#### KENTUCKY

##### MEMPHIS LEADS 1-0

2006-07	nW	80-63
---------	----	-------

Neutral: 1-0

#### LAMAR

##### MEMPHIS LEADS 4-1

(known as Lamar State College 1949-71)

1959-60	hW	67-45
1968-69	hL	68-82
2005-06	hW	108-83
2006-07	hW	87-62
2008-09	hW	108-75

Home: 4-1

Neutral: 1-0

#### LA SALLE

##### SERIES TIED 1-1

1974-75	hL	84-93
1975-76	aW	81-77

Home: 0-1

Away: 1-0

#### LIPSCOMB

##### MEMPHIS LEADS 7-1

(known as David Lipscomb College 1918-88)

1932-33	hW	53-23
1933-34	aW	34-24
1933-34	hW	26-22
1934-35	hW	33-26
1934-35	aL	25-43
2010-11	hW	88-70
2011-12	hW	85-75
2012-13	hW	62-56

Home: 6-0

Away: 1-1

#### LONG BEACH STATE

##### SERIES TIED 1-1

1993-94	aL	58-80
1994-95	hW	82-73

Home: 1-0

Away: 0-1

#### LOUISIANA

##### MEMPHIS LEADS 8-1

(known as University of Southwestern Louisiana 1960-99; Louisiana-Lafayette 2000-13)

1964-65	hW	78-71
1979-80	hW	70-64
1980-81	aW	80-76
1981-82	hW	82-70
1991-92	hW	105-97
1991-92	aW	77-76
1992-93	hW	91-85
1993-94	aL	79-82
1994-95	hW	70-66

Home: 6-0

Away: 2-1

#### LOUISIANA-MONROE

##### MEMPHIS LEADS 10-0

(known as Northeast Louisiana State College 1950-68; Northeast Louisiana University 1969-99)

1959-60	hW	88-40
1960-61	hW	85-58
1977-78	hW	78-71
1989-90	hW	68-47
1994-95	hW	100-79
1995-96	hW	96-76
1996-97	hW	83-61
1997-98	hW (ot)	75-74
1998-99	hW	90-80
1999-2000	hW	76-61

Home: 10-0

#### LSU

##### MEMPHIS LEADS 4-2

1971-72	hW	82-63
1972-73	aL	81-94
1985-86\$	aL	81-83
1992-93	nW	70-66
2010-11	nW	70-61
2013-14	nW	76-69

Home: 1-0

Away: 0-2

Neutral: 3-0

## ALL-TIME SERIES RESULTS

MEDIA

COACHING STAFF

PLAYERS

2013-14 REVIEW

RECORDS

HISTORY

118

1950-51	aL	58-67	1989-90*	aL	69-86
1955-56	aL	75-85	1989-90*	hW	82-68
1956-57	aL	71-93	1989-90*(t)	nL	73-76
1956-57	hW	81-78	1990-91*	aW	65-56
1962-63	hW	76-55	1990-91*	hW	91-73
1963-64	aL	57-69	1990-91*(t)	nL	70-72
1967-68&	hL	58-78	1994-95\$	nW	77-56
1967-68&	aL	52-76	1995-96#	aL	56-74
1968-69&	aL	66-67	1995-96#	hW	57-54
1968-69&	hL	51-60	1996-97#	aW	64-58
1969-70&	aL	48-77	1996-97#	hW	79-59
1969-70&	hL	82-83	1997-98#	hW	93-75
1970-71&	hW	78-75	1998-99#	aL	76-89
1970-71&	aL	73-102	1999-2000#	hL	59-74
1971-72&	aW	77-69	2000-01#	aL	56-65
1971-72&	hW	80-65	2001-02#	hW	80-70
1971-72&(p)	nL	72-83	2002-03#	aW	80-73
1972-73&	hW	81-76	2002-03#(t)	aL	75-78
1972-73&	aL	69-83	2003-04#	hW	62-58
1973-74	aL	81-94	2003-04#	aL	60-66
1973-74	hW	78-71	2004-05#	aW	85-68
1974-75	aL	79-84	2004-05#	hL	44-53
1975-76*	hL	74-79	2004-05#(t)	hL	74-75
1975-76*(t)	aL	87-76	2011-12	aL	87-95
1976-77*	aL	92-111	2012-13	hL	78-87
1976-77*	hW	87-77	2013-14~	aW	73-67
1977-78*	hL	75-78	2013-14~	hW	72-66
1977-78*	aL	97-115	Home: 23-16		
1977-78*	nL	62-67	Away: 12-30		
1978-79*	aL	82-103	Neutral: 1-7		
1978-79*	hW	60-53			
1979-80*	hL	48-69			
1979-80*	aL	60-88			
1979-80*	aL	65-84			
1980-81*	hW (ot)	60-55			
1980-81*	aL	65-95			
1981-82*	hW (ot)	74-65			
1981-82*	aL	61-65			
1981-82*(t)	hW	73-62			
1982-83*	hL	66-75			
1982-83*	aL (ot)	62-64			
1982-83*	nL	68-71			
1983-84*	hL	78-85			
1983-84*	aL	58-68			
1984-85*	aW	69-66			
1984-85*	hW	66-59			
1984-85*(t)	aW	81-74			
1985-86*	hW	73-71			
1985-86*	aL	69-70			
1985-86*(t)	aL	79-88			
1986-87*	aW	64-48			
1986-87*	hW	58-57			
1986-87*(t)	aW	75-52			
1987-88*	hW	72-68			
1987-88*	aL	69-71			
1987-88*(t)	hL	73-81			
1988-89*	hL	85-101			
1988-89*	aW	72-67			
1988-89*(t)	nL	70-71			

MARIST		
MEMPHIS LEADS 2-0		
1987-88	nW	75-57
2008-09	hW	100-61
Home: 1-0		
Neutral: 1-0		

MARSHALL		
MEMPHIS LEADS 12-2 (13-2)		
1952-53	aL	76-102
1953-54	hW	104-85
2005-06#	aW	91-81
2006-07#	hW	78-59
2006-07#(t)	hW	92-71
2007-08#**	aW	68-45
2008-09#	hW	80-57
2009-10#	aW	75-72
2010-11#	hW	77-61
2010-11#	aL	70-85
2011-12#	hW	83-76
2011-12#	aW	87-67
2011-12#(t)	hW	83-57
2012-13#	hW	73-72
2012-13#	aW	71-59
Home: 8-0		
Away: 5-2		

MARQUETTE		
MEMPHIS LEADS 14-12		
1956-57	nW	77-76
1963-64	hW	88-74
1964-65	aW	82-70
1971-72	hL	73-74
1972-73	aL	69-72
1980-81	aL	67-86
1981-82	hW	77-70
1991-92^	hW	59-55
1991-92^	aL	67-82
1992-93^	aL	66-78
1992-93^	hW	68-63
1993-94^	aL	67-79
1993-94^	hL	46-51
1994-95^	hW (2ot)	77-71
1994-95^	aL	61-80
1995-96#	aL	55-59
1995-96#(t)	hL	60-72
1996-97#	hW	54-47
1996-97#(t)	nL	45-63
1997-98#	aW	77-65
1998-99#	hW	81-79
1999-2000#	aW	53-49
2000-01#	hL	65-71
2000-01#(t)	nW	71-64
2003-04#	aW	89-71
2004-05#	hW	78-68
Home: 8-4		
Away: 4-7		
Neutral: 2-1		

MARYLAND		
MEMPHIS LEADS 3-1		
1957-58	nW	47-46
1966-67	hW	55-53
2004-05	nL	61-84
2008-09	nW	89-70
Home: 1-0		
Neutral: 2-1		

MASSACHUSETTS		
MASSACHUSETTS LEADS 2-1		
1995-96	aL	61-64
2008-09	hW	80-58
2009-10	aL	72-73
Home: 1-0		
Away: 0-2		

McNEESE STATE		
MEMPHIS LEADS 2-0		
<i>(known as McNeese State College 1950-69)</i>		
1962-63	hW	80-52
1963-64	hW	57-44
Home: 2-0		

MERCER		
MEMPHIS LEADS 2-0		
1974-75	hW	93-75
1990-91	hW	99-48
Home: 2-0		

MIAMI, FLA.		
MEMPHIS LEADS 8-5		
1955-56	nW	79-71
1963-64	hL	69-78
1965-66	hW	86-72
1966-67	aL	63-88
1967-68	hW	67-44
1990-91	hW	80-72
1990-91	aW (ot)	83-82
1997-98	hL	57-65
1998-99	aL	64-80
1999-2000	hW	82-72
2000-01	aL	57-66
2010-11	hW	72-68
2011-12	aW	71-54
Home: 5-2		
Away: 2-3		
Neutral: 1-0		

MIAMI, OHIO		
MEMPHIS LEADS 1-0		
2000-01	nW	60-59
Neutral: 1-0		

MICHIGAN		
SERIES TIED 2-2		
1986-87	nW	82-76
1988-89	nL	75-79
1996-97	nW	73-72
2011-12	nL	61-73
Neutral: 2-2		

MICHIGAN STATE		
SERIES TIED 1-1 (2-1)		
1967-68	nW	73-57
2007-08\$**	nW	92-74
2012-13\$	nL	48-70
Neutral: 2-1		

MIDDLE TENNESSEE		
MEMPHIS LEADS 26-14 (27-14)		
<i>(known as Middle Tennessee State Teachers College 1925-42; Middle Tennessee State College 1943-64)</i>		
1929-30(t)	hW	41-21
1933-34	aL	33-45
1933-34	hL	18-36
1934-35	aL	31-33
1934-35	hW	33-23
1935-36	aL	35-42
1935-36	hL	34-40
1936-37	aL	24-33
1936-37	aW	52-33

1937-38	aL	29-30
1937-38	hL	43-44
1938-39	aL	31-41
1938-39	hL	31-39
1939-40	aL	35-52
1939-40	hW	41-31
1940-41	aW	37-28
1940-41	hW	52-36
1941-42	hW	70-29
1941-42	aL	25-36
1946-47	hW	46-38
1946-47	aW	47-37
1947-48	hW	53-45
1947-48	hW	52-46
1948-49	aL	56-68
1949-50	hW	64-50
1951-52	hW	92-57
1951-52	aW	61-46
1951-52+	nW	52-39
1952-53	aL	62-77
1953-54	aW	75-68
1953-54	hW	82-65
1954-55	hW	95-80
1954-55	aW	91-86
1960-61	hW	81-61
1983-84	hW	74-47
1984-85	hW	90-77
1985-86	hW	73-63
1990-91	hW	75-60
2005-06	hW	83-50
2006-07	hW	86-46
2007-08**	aW	65-41
Home: 19-4		
Away: 7-10		
Neutral: 1-0		

MILWAUKEE		
MEMPHIS LEADS 3-0		
1973-74	hW	89-68
1974-75	hW	81-69
2005-06	hW	79-52
Home: 3-0		

MINNESOTA		
MINNESOTA LEADS 3-2		
1961-62	aL	81-89
1962-63	hW	78-70
1991-92	hW	65-62
1992-93	aL	55-70
2012-13	nL	75-84
Home: 2-0		
Away: 0-2		
Neutral: 0-1		

MISSISSIPPI		
MEMPHIS LEADS 26-12		
1922-23	aL	16-14
1922-23	aL	16-25
1923-24	aL	18-43
1923-24	aL	13-20
1924-25	aL	19-51
1924-25	aL	14-44
1939-40	hL	29-40
1951-52	hW	47-42
1952-53	hW	72-65
1953-54	hW	82-75
1957-58	hW	85-62
1958-59	hW	65-63
1959-60	hW	96-57
1960-61	hW	88-61
1962-63	hW	70-62
1963-64	aW	79-57
1963-64	hW	98-78
1971-72	nW	74-71
1976-77	hW	88-83
1977-78	hW	70-67
1978-79	nL	89-92
1979-80	hW	80-75
1980-81	aW	69-64
1981-82	hW (ot)	61-55
1982-83	aW	63-58
1983-84	hW	73-55
1984-85	aW (ot)	57-52
1985-86	hW	73-56
1998-99	hW (ot)	78-72
1999-2000	aL	64-74
2000-01	hL	56-64
2001-02	aL	67-71
2002-03	hW	58-51



MEMPHIS VS LOUISVILLE - 2014

## ALL-TIME SERIES RESULTS

2003-04	aW	73-62
2004-05	hL	53-65
2005-06	aW	72-49
2006-07	hW	82-70
2009-10@	aL	81-90

Home: 18-3  
Away: 7-8  
Neutral: 1-1

### MISSISSIPPI STATE

#### MEMPHIS LEADS 12-11 (13-11)

1946-47	hL	38-51
1951-52	hL	58-60
1954-55	hW	94-68
1955-56	hW	105-73
1956-57	aW	89-78
1956-57	hW	86-83
1957-58	hL	54-56
1958-59	nL	55-73
1958-59	hL	52-53
1959-60	nW	79-62
1961-62	hL	71-83
1962-63	nL	66-77
1962-63	hW	71-65
1963-64	nW	73-65
1963-64	hW	81-66
1966-67	hW	61-53
1967-68	aL	66-71
1969-70	hW	83-74
1978-79	hL	64-93
1981-82	al (ot)	47-48
1983-84	hL	49-50
1983-84	nW	43-42
1984-85	aW	68-59
2007-08\$**	nW	77-74

Home: 7-7  
Away: 2-2  
Neutral: 4-2

### MISSOURI

#### MEMPHIS LEADS 7-5

1965-66	hW	85-72
1985-86	hW	79-68
1986-87	aW	61-59
1987-88	hW	76-68
1988-89	aL	74-86
1989-90	hL	65-71
1990-91	aL	82-96
1991-92	hW	89-78
1992-93	aW	64-56
2002-03	aL	78-93
2003-04	hW	61-59
2008-09\$	nL	91-102

Home: 4-1  
Away: 2-3  
Neutral: 0-1

### MONTANA STATE

#### MEMPHIS LEADS 2-0

(known as Montana State College 1920-64)

1960-61	aW	77-50
2009-10	hW	76-51

Away: 2-0

### MOREHEAD STATE

#### MOREHEAD STATE LEADS 2-0

(known as Morehead State College 1948-67)

1953-54	aL	59-69
1954-55	hL	90-111

Home: 0-1  
Away: 0-1

### MURRAY STATE

#### MEMPHIS LEADS 34-27

(known as Murray State Normal School 1926-29; Murray State Teachers College 1930-47; Murray State College 1948-67)

1928-29	hW	29-21
1928-29	aW	38-30
1928-29(t)	aW	33-31
1929-30	aL	26-42
1929-30	hW	38-37
1929-30(t)	hL	31-34

1934-35	aL	18-63
1934-35	hL	32-47
1935-36	hL	14-51
1935-36	hL	26-45
1936-37	hL	30-33
1936-37	aL	32-35
1937-38	aL	16-42
1937-38	hL	35-68
1938-39	aL	33-66
1938-39	hL	35-40
1939-40	hW	35-32
1939-40	aL	34-66
1940-41	hL	45-52
1940-41	aL	31-55
1941-42	aL	31-46
1941-42	hL	37-70
1947-48	aL	43-61
1947-48	hW	46-37
1948-49	aL	52-56
1948-49	hW	62-60
1949-50	aL	57-64
1950-51	hL	51-71
1950-51	aL	51-55
1951-52	hW	51-47
1951-52	aL	70-72
1953-54	aL	73-82
1953-54	hW	47-45
1954-55	aW	70-68
1954-55	hW	67-56
1955-56	hW	106-72
1955-56	aW	100-94
1956-57	hW	105-92
1956-57	aW	93-72
1957-58	aW	75-66
1957-58	hW	56-50
1959-60	aW	70-57
1960-61	hW	70-60
1961-62	nW	79-67
1961-62	hW	90-72
1962-63	aW	60-58
1973-74	hW (ot)	67-65
1974-75	hW	102-77
1975-76	hW	109-83
1978-79	hW	79-54
1979-80	hW	72-71
1980-81	hL	52-57
1985-86	hW	82-59
1986-87	hW	78-47
1987-88	hW (ot)	76-70
1988-89	aW	73-62
1990-91	hW	85-78
1991-92	hW	78-54
1993-94	aL	77-82
2002-03	hW	67-60
2011-12	hL	72-76

Home: 24-11  
Away: 9-16  
Neutral: 1-0

### NEW ORLEANS

#### MEMPHIS LEADS 8-0

1973-74	aW	86-81
1976-77	hW (ot)	88-86
1985-86	aW	68-64
1985-86	hW	63-52
1986-87	hW	74-73
1988-89	hW	92-61
1988-89	aW	73-72
1989-90	hW	59-55

Home: 5-0  
Away: 3-0

### NICHOLLS

#### MEMPHIS LEADS 2-0

1994-95	hW	92-71
2013-14	hW	98-59

Home: 2-0

### NORTH CAROLINA STATE

#### NORTH CAROLINA STATE LEADS 3-1

1973-74	nL	83-98
1982-83%(d)	aW	57-53
1996-97	hL	67-46
1997-98	aL	71-60

Home: 0-1  
Away: 1-1  
Neutral: 0-1

### NORTHEASTERN

#### MEMPHIS LEADS 2-0

2004-05@	hW	90-65
2008-09	hW	80-48

Home: 2-0

### NORTHERN IOWA

#### MEMPHIS LEADS 1-0

2012-13	nW	52-47
---------	----	-------

Neutral: 1-0

### NORTH FLORIDA

#### MEMPHIS LEADS 1-0

2012-13	hW	81-66
---------	----	-------

Home: 1-0

### NORTH TEXAS

#### MEMPHIS LEADS 17-6

(known as North Texas State College 1949-60; North Texas State University 1961-87)

1959-60	hW	90-58
1960-61	hW	102-56
1965-66	hW	69-67
1966-67	aW	64-57
1967-68&	aW	67-65
1967-68&	hL (ot)	62-63
1968-69&	aL	69-96
1968-69&	hL	70-89
1969-70&	hL	77-86
1969-70&	aL	70-82
1970-71&	hW	69-57
1970-71&	aW	71-66
1971-72&	hW	91-60
1971-72&	aW	87-80
1972-73&	aW	93-88
1973-74	hW	65-62
1973-74	aL	77-83
1974-75	hW	103-92
1975-76	hW	111-93
1981-82	hW	100-90
1982-83	aW	80-63

Home: 1-0

### NEBRASKA

#### MEMPHIS LEADS 1-0

1954-55	hW	86-79
---------	----	-------

Home: 1-0

### NEVADA

#### MEMPHIS LEADS 1-0

2006-07\$	nW	78-62
-----------	----	-------

Neutral: 1-0

### NEW MEXICO

#### MEMPHIS LEADS 2-0

1956-57	hW	94-76
2000-01@	hW	81-63

Home: 2-0

### NEW MEXICO STATE

#### MEMPHIS LEADS 5-1

1961-62	hW	85-70
1962-63	hW	101-77
1972-73&	hW	75-61
1972-73&	aW	54-53
1973-74	hW	73-66
1994-95	nL	78-81

Home: 4-0  
Away: 1-0  
Neutral: 0-1

### NEW ORLEANS

#### MEMPHIS LEADS 8-0

1973-74	aW	86-81
1976-77	hW (ot)	88-86
1985-86	aW	68-64
1985-86	hW	63-52
1986-87	hW	74-73
1988-89	hW	92-61
1988-89	aW	73-72
1989-90	hW	59-55

Home: 5-0  
Away: 3-0

### NICHOLLS

#### MEMPHIS LEADS 2-0

1994-95	hW	92-71
2013-14	hW	98-59

Home: 2-0

### NORTH CAROLINA STATE

#### NORTH CAROLINA STATE LEADS 3-1

1973-74	nL	83-98
1982-83%(d)	aW	57-53
1996-97	hL	67-46
1997-98	aL	71-60

Home: 0-1  
Away: 1-1  
Neutral: 0-1

### NORTHEASTERN

#### MEMPHIS LEADS 2-0

2004-05@	hW	90-65
2008-09	hW	80-48

Home: 2-0

### NORTHERN IOWA

#### MEMPHIS LEADS 1-0

2012-13	nW	52-47
---------	----	-------

Neutral: 1-0

### NORTH FLORIDA

#### MEMPHIS LEADS 1-0

2012-13	hW	81-66
---------	----	-------

Home: 1-0

### NORTH TEXAS

#### MEMPHIS LEADS 17-6

(known as North Texas State College 1949-60; North Texas State University 1961-87)

1959-60	hW	90-58
1960-61	hW	102-56
1965-66	hW	69-67
1966-67	aW	64-57
1967-68&	aW	67-65
1967-68&	hL (ot)	62-63
1968-69&	aL	69-96
1968-69&	hL	70-89
1969-70&	hL	77-86
1969-70&	aL	70-82
1970-71&	hW	69-57
1970-71&	aW	71-66
1971-72&	hW	91-60
1971-72&	aW	87-80
1972-73&	aW	93-88
1973-74	hW	65-62
1973-74	aL	77-83
1974-75	hW	103-92
1975-76	hW	111-93
1981-82	hW	100-90
1982-83	aW	80-63

1983-84	hW	101-79
2006-07\$	nW	73-58

Home: 10-3  
Away: 6-3  
Neutral: 1-0

### NORTHWESTERN STATE

#### MEMPHIS LEADS 6-0

(known as Northwestern State College of Louisiana 1944-69)

1955-56	hW	112-78
1955-56	aW	78-65
1961-62	nW	103-83
2001-02	hW	97-69
2010-11	hW	94-79
2013-14	hW	96-76

Home: 4-0  
Away: 1-0  
Neutral: 1-0

### OAKLAND

#### MEMPHIS LEADS 2-0

2003-04	hW	69-63
2009-10	hW	77-46

Home: 2-0

### OHIO

#### MEMPHIS LEADS 1-0

2012-13	hW	84-58
---------	----	-------

Home: 1-0

## ALL-TIME SERIES RESULTS

**MEDIA**  
**COACHING STAFF**  
**PLAYERS**  
**2013-14 REVIEW**  
**RECORDS**  
**HISTORY**  
**120**

### RHODE ISLAND

#### RHODE ISLAND LEADS 1-0

1963-64	hL	66-68
---------	----	-------

Home: 0-1

### RICE

#### MEMPHIS LEADS 8-1 (9-1)

1966-67	aW	63-54
1967-68	hW	64-56
2005-06#	aW	84-79
2006-07#	hW	99-63
2007-08***	aW	77-50
2008-09#	hW	80-52
2009-10#	aW	80-68
2010-11#	aL	52-67
2011-12#	hW	73-51
2012-13#	aW	77-51

Home: 4-0

Away: 5-1

### RICHMOND

#### MEMPHIS LEADS 3-0 (4-0)

1959-60	hW	100-74
1960-61	hW	104-73
1961-62	hW	96-77
2007-08**	hW	80-63
2007-08***	aW	77-50

Home: 4-0

### ROBERT MORRIS

#### MEMPHIS LEADS 2-0

1992-93	hW	78-63
2011-12	hW	64-47

Home: 2-0

### RUTGERS

#### MEMPHIS LEADS 2-0

2013-14~	hW	101-69
2013-14~	aW	64-59

Home: 1-0

Away: 1-0

### St. BONAVENTURE

#### SERIES TIED 1-1

1955-56	aL	67-79
1956-57@	nW (ot)	80-78

Home: 0-1

Neutral: 1-0

### St. FRANCIS, N.Y.

#### St. FRANCIS, N.Y. LEADS 1-0

1952-53	aL	71-76
---------	----	-------

Away: 0-1

### St. FRANCIS, PA.

#### St. FRANCIS, PA. LEADS 1-0

1952-53	aL	61-76
---------	----	-------

Away: 0-1

### St. JOHN'S

#### SERIES TIED 1-1

1991-92	aL	54-75
2009-10@	hW	73-71

Away: 1-1

### SAINT JOSEPH'S

#### SERIES TIED 1-1

1991-92	nW	77-60
2004-05@	nL	58-70

Neutral: 1-1

### SAINT LOUIS

#### MEMPHIS LEADS 32-26

1966-67	aL	44-63
1967-68&	aL	53-60
1967-68&	hL	65-77
1968-69&	hL (ot)	62-63
1968-69&	aL	65-74
1969-70&	aL	77-88
1969-70&	hL	68-78
1970-71&	aL	58-62
1970-71&	hW	60-56
1971-72&	aL	72-76
1971-72&	hW	73-70
1972-73&	hW	72-60

1972-73&	aL	56-70
1973-74	aL	61-65
1973-74	hW	91-81
1974-75	aL	75-78
1975-76*(t)	nW	73-69
1976-77*	aL (ot)	64-67
1977-78*	hW (ot)	86-85
1977-78*	aL	80-82
1977-78*(t)	nW	79-57
1978-79*	aW	77-65
1978-79*	hW	88-77
1978-79*(t)	hW	62-58
1979-80*	hW	57-49
1979-80*	aL	62-76
1979-80*(t)	nW	62-60
1980-81*	hL	59-66
1980-81*	aL	58-64
1981-82*	aW	82-64
1981-82*	hW	94-72
1982-83	aW	75-56
1982-83	hW	78-64
1986-87	hW	67-54
1987-88	aL	50-55
1988-89	hW	80-73
1991-92^	hW	77-64
1991-92^	aW (ot)	75-73
1992-93^	aW	77-69
1992-93^	hW	75-73
1992-93^(t)	hW	73-65
1993-94^	aL	59-86
1993-94^	hL	66-71
1993-94^(t)	nW	73-62
1994-95^	hW (ot)	84-80
1994-95^	aL	52-68
1995-96#	hW	80-63
1996-97#	aW	59-58
1997-98#	aW	68-62
1998-99#	hW	92-89
1999-2000#	aL	67-75
2000-01#	hW (ot)	72-63
2002-03#	aL	66-69
2003-04#	hW	63-54
2003-04#(t)	nL	61-72
2004-05#	aL	61-70
2004-05#(t)	hW	79-59
2011-12\$	nL	54-61

Home: 21-5

Away: 7-19

Neutral: 4-2

### SAINT MARY'S

#### MEMPHIS LEADS 2-0

2004-05	nW	81-66
2012-13\$	nW	54-52

Neutral: 2-0

### SAMFORD

#### MEMPHIS LEADS 4-1

*(known as Howard College 1841-1965)*

1947-48	hW	37-32
1947-48	aL	52-59
1973-74	hW	101-69
2003-04	hW	63-62
2012-13	hW	65-54

Home: 4-0

Away: 0-1

### SAM HOUSTON STATE

#### MEMPHIS LEADS 2-0

1969-70	hW	72-70
1995-96	hW	74-51

Home: 2-0

### SAN DIEGO STATE

#### MEMPHIS LEADS 1-0

1986-87	hW	101-75
---------	----	--------

Home: 1-0

### SAN FRANCISCO

#### MEMPHIS LEADS 2-0

1971-72	nW	82-77
1994-95	hW	94-82

Home: 1-0

Neutral: 1-0

### SAN JOSE STATE

#### SAN JOSE STATE LEADS 1-0

1987-88	hL	67-82
---------	----	-------

Home: 0-1

### SANTA CLARA

#### SANTA CLARA LEADS 2-0

1964-65	aL	79-92
1975-76	nL	86-93

Away: 0-1

Neutral: 0-1

### SAVANNAH STATE

#### MEMPHIS LEADS 1-0

2004-05	hW	102-40
---------	----	--------

Home: 1-0

### SEATTLE

#### SEATTLE LEADS 4-1

1951-52	aL	66-63
1956-57	nL	84-76
1960-61	aW	86-81
1963-64	aL	88-105
1964-65	hL	89-77

Home: 0-1

Away: 1-2

Neutral: 0-1

### SETON HALL

#### MEMPHIS LEADS 3-1

1952-53	aL	85-103
1961-62	nW	101-84
1973-74@	nW	73-72
2008-09	nW	84-70

Away: 0-1

Neutral: 3-0

### SIENA

#### SERIES TIED 1-1 (MEMPHIS LEADS 2-1)

1952-53	aL	59-72
2007-08**	hW	102-58
2013-14	nW	87-60

Home: 1-0

Away: 0-1

Neutral: 1-0

### SMU

#### MEMPHIS LEADS 10-4 (12-4)

1953-54	hL	63-66
1964-65	hW (ot)	95-92
2005-06#	hW	73-53
2006-07#	hW	88-52
2006-07#	aW	64-61
2007-08#**	hW	77-48
2007-08#**	aW	72-55
2008-09#	aW	79-66
2008-09#	hW	90-47
2009-10#	aL	60-70
2009-10#	hW	76-63
2010-11#	aL	58-64
2011-12#	hW	63-45
2012-13#	aW	60-52
2013-14~	aL	72-87
2013-14~	hW	67-58

Home: 8-1

Away: 4-3

### SOUTH ALABAMA

#### MEMPHIS LEADS 1-0

1971-72	hW	88-71
---------	----	-------

Home: 1-0

### SOUTH CAROLINA

#### MEMPHIS LEADS 18-5

1961-62	hL	78-79
1972-73\$	nW	90-76
1983-84%	aW	75-58
1983-84%	hW	72-61
1984-85%	aL	58-60
1984-85%	hW	99-75
1985-86%	hW	89-81
1985-86%	aW	86-73
1985-86%(t)	nW	100-59
1986-87%	aL	52-64
1986-87%	hW	55-53
1986-87%(t)	nW	74-64

1987-88%	aL	58-84
1987-88%	hW	67-61
1988-89%	aL	66-78
1988-89%	hW	63-48
1989-90%	aW	74-72
1989-90%	hW	90-71
1989-90%(t)	nW	71-56
1990-91%	hW	60-52
1990-91%	aW	80-58
2001-02@	nW	72-62
2003-04\$	nW	59-43

Home: 8-1

Away: 4-4

Neutral: 6-0

### SOUTH CAROLINA STATE

#### MEMPHIS LEADS 2-0

1985-86	hW	119-73
1990-91	hW	78-58

Home: 2-0

### SOUTH DAKOTA

#### MEMPHIS LEADS 1-0

1970-71	hW	113-98
---------	----	--------

Home: 1-0

### SOUTH DAKOTA STATE

#### MEMPHIS LEADS 1-0

1976-77	hW	109-76
---------	----	--------

Home: 1-0

### SOUTHEAST LOUISIANA

#### MEMPHIS LEADS 1-0

2
---

## ALL-TIME SERIES RESULTS

### SYRACUSE

#### SYRACUSE LEADS 3-1

2002-03	nW	70-63
2004-05	nL	62-77
2008-09	hL	65-72
2009-10	aL	57-74

Home: 0-1  
Away: 0-1  
Neutral: 1-1

### TCU

#### MEMPHIS LEADS 10-1

1966-67	aW	56-54
1967-68	hW	65-61
1976-77	hW	116-72
2001-02#	aW	98-93
2001-02#	hW	98-72
2002-03#	aW	84-69
2002-03#	hW	88-64
2003-04#	aW	75-69
2003-04#	hW	83-56
2004-05#	hL	59-61
2004-05#	aW	72-57

Home: 5-1  
Away: 5-0

### TEMPLE

#### MEMPHIS LEADS 7-5

1952-53	aL	64-71
1974-75	nW	71-68
1986-87	nL	59-67
1991-92	hL	63-65
1992-93	aL	58-65
1994-95	aW	53-51
1995-96	hW	68-58
2000-01	hL	62-67
2001-02	aW	64-54
2001-02@	nW	78-77
2013-14~	aW	79-69
2013-14~	hW (ot)	82-79

Home: 2-2  
Away: 3-2  
Neutral: 2-1

### TENNESSEE

#### TENNESSEE LEADS 13-11 (14-11)

1969-70	nL	51-72
1988-89	aL	74-76
1989-90	hW	91-72
1989-90@	hL	71-73
1990-91	aW	74-72
1991-92	hL	64-65
1992-93	aL	59-70
1993-94	hW	83-64
1994-95	aW	50-46
1995-96	hW	57-55
1996-97	aL	47-57
1997-98	hL	66-68
1998-99	aL	67-68
1999-2000	hL	69-74
2000-01	aL	76-86

2001-02	hW	71-69
2005-06	hW	88-79
2006-07	aL	58-76
2007-08**	hL	62-66
2008-09	aW	54-52
2009-10	hL	59-66
2010-11	aL	84-104
2011-12	nW (2ot)	99-97
2011-12	hW	69-51
2012-13	aW	85-80

Home: 6-5  
Away: 4-8  
Neutral: 1-1

### TENNESSEE MARTIN

#### MEMPHIS LEADS 12-5 (13-5)

*(known as Hall-Moody Institute 1900-27; University of Tennessee Junior College 1927-51; University of Tennessee Martin Branch 1951-67)*

1924-25	aW	32-28
1926-27	hL	29-33
1926-27	aL	21-53
1927-28!	hL	35-58
1927-28!	aL	38-45
1927-28!(t)	nL	37-47
1928-29!	aW	28-20
1928-29!	hW	50-17
1929-30!	hW	32-10
1929-30!	aW	34-13
1931-32!	hW	40-32
1931-32!	aW	42-33
1931-32!(t)	nW	44-25
2000-01	hW	81-49
2001-02	hW	88-58
2003-04	hW	84-64
2007-08**	hW	102-71
2012-13	hW	93-65

Home: 8-2  
Away: 4-2  
Neutral: 1-1

### TENNESSEE STATE

#### MEMPHIS LEADS 8-0

1983-84	hW	88-60
1984-85	hW	90-57
1985-86	hW	107-61
1986-87	hW	77-62
1987-88	hW	67-64
1988-89	hW	85-63
1989-90	hW	99-74
2010-11	hW	91-86

Home: 8-0

### TENNESSEE TECH

#### MEMPHIS LEADS 28-24

1930-31!(t)	hL	32-42
1931-32	hL	25-34
1931-32	aL	23-31
1933-34	aL	33-43
1933-34	hL (2ot)	34-38

1934-35	aW	35-32
1934-35	hL	28-29
1935-36	aW	30-26
1935-36	hW	28-14
1936-37	hW	37-26
1936-37	aL	21-22
1937-38	aL	23-50
1937-38	hL	33-49
1938-39	aL	35-37
1938-39	hL	40-43
1939-40	hW	38-27
1939-40	aL	35-44
1940-41	aL	29-32
1940-41	hW (ot)	43-41
1941-42	hW	32-29
1941-42	aL	28-41
1947-48	hL	32-43
1947-48	aL	44-58
1948-49	hW	67-57
1948-49	aL	51-63
1949-50	aL	49-66
1949-50	hW	56-39
1950-51	hW	59-53
1950-51	aL	40-57
1950-51+	hW	74-62
1951-52+	aW	45-38
1952-53	aL	40-55
1952-53	hW	96-83
1953-54	aL	73-94
1953-54	hW	81-58
1954-55	aW	96-73
1954-55	hW	83-45
1955-56	hW	96-77
1955-56	aL	81-90
1956-57	aW	101-74
1956-57	hW	89-73
1957-58	aW	76-59
1957-58	hW	64-63
1958-59	aL	79-82
1958-59	hW	63-60
1959-60	hW	84-65
1959-60	aL	67-69
1960-61	aW	83-70
1960-61	hW	82-73
1992-93	hW	101-71
2001-02@	hW	79-73
2009-10	hW	92-59

Home: 21-7  
Away: 7-17

### TEXAS

#### TEXAS LEADS 4-1 (4-2)

1965-66	hL	72-80
1972-73	hL	79-80
1973-74	hW	90-82
2004-05	aL	67-74
2005-06	hL	58-69
2007-08\$**	nW	85-67

Home: 1-3  
Away: 0-1  
Neutral: 1-0

### TEXAS A&M

#### MEMPHIS LEADS 5-4

1955-56	hW	84-71
1957-58	hL	68-71
1961-62	hW	62-60
1962-63	aL	67-78
1964-65	hW	82-73
1964-65	aL	71-81
1965-66	aL	84-93
1966-67	hW	66-56
2006-07\$	nW	65-64

Home: 4-1  
Away: 0-3  
Neutral: 1-0

### TEXAS A&M-CC

#### MEMPHIS LEADS 1-0

2010-11	hW	68-63
---------	----	-------

Home: 1-0

### TEXAS-ARLINGTON

#### MEMPHIS LEADS 1-0 (2-0)

1968-69	hW	81-49
2007-08\$**	nW	87-63

Home: 1-0  
Neutral: 1-0

### TEXAS-SAN ANTONIO

#### MEMPHIS LEADS 1-0

1993-94	hW	78-72
---------	----	-------

Home: 1-0

### TEXAS SOUTHERN

#### MEMPHIS LEADS 3-0

1989-90	hW	85-82
1991-92	hW	71-53
1996-97	hW	76-53

Home: 3-0

### TEXAS TECH

#### MEMPHIS LEADS 6-0

1954-55	hW	75-66
1956-57	nW	99-77
1961-62	hW	63-62
1962-63	aW	79-66
1983-84	hW	53-41
1985-86	aW	80-55

Home: 3-0  
Away: 2-0  
Neutral: 1-0

### THE CITADEL

#### MEMPHIS LEADS 3-2

1957-58	hW	70-63
1957-58	aL	54-62
1961-62	hW	86-72
1962-63	aW	72-63
1968-69	aL	73-76

Home: 2-0  
Away: 1-2

### TOLEDO

#### MEMPHIS LEADS 1-0

1962-63	nW	76-61
---------	----	-------

Home: 1-0

### TULANE

#### MEMPHIS LEADS 44-9 (45-9)

1976-77%	hW	78-64
1976-77%(t)	hW	94-80
1977-78%	aW	86-78
1977-78%	hW	101-91
1978-79%	aW (ot)	87-81
1978-79%	hW (ot)	89-82
1979-80%	hW	82-79
1979-80%	aL	74-86
1980-81%	aW	67-55
1980-81%	hW	91-79
1981-82%	aL (ot)	54-58
1981-82%	hW	62-60
1982-83%	hL	56-58
1982-83%	aL	47-49
1983-84%	aW	67-65
1983-84%	hW	57-50
1984-85%	hW	56-52
1984-85%	aW	60-49

1989-90%	aL	80-81
1989-90%	hW	85-74
1990-91%	hW	66-64
1990-91%	aL	69-85
1990-91%(t)	nW	84-77
1991-92	aW	68-67
1992-93	hL	85-86
1995-96#	hW	86-75
1996-97#	aW	62-56
1997-98#	hW	64-59
1997-98#	aW	83-77
1998-99#	hW	83-68
1998-99#	aL	79-85
1999-2000#	aL	63-64
1999-2000#	hW	77-49
2000-01#	aW	91-69
2000-01#	hW	91-64
2001-02#	aW	78-70
2001-02#	hW	78-72
2002-03#	hW	85-73
2002-03#	aW	58-57
2003-04#	aW	85-71
2004-05#	hW	103-71
2005-06#	aW	105-65
2005-06#(t)	hW	75-56
2006-07#	hW	95-51
2006-07#(t)	hW	71-49
2007-08#**	aW	97-71
2007-08#(t)**	aW	75-56
2008-09#	hW	74-47
2008-09#(t)	hW	51-41
2009-10#	aW	77-64
2010-11#	hW	66-61
2011-12#	aW	82-64
2012-13#	hW	71-60
2012-13#(t)	nW	81-68

Home: 27-2  
Away: 16-7  
Neutral: 2-0

### TULSA

#### MEMPHIS LEADS 20-13 (23-13)

1964-65	aL	63-80
1966-67	hL	43-54
1967-68&	hL	47-64
1967-68&	aL	48-52
1968-69&	aL	69-70
1968-69&	hL	56-62
1969-70&	hL	72-82
1969-70&	hL	61-77
1969-70&	aL	78-87
1970-71&	aL	85-90
1970-71&	hL (2ot)	91-94
1971-72&	hW	99-72
1971-72&	aW	91-90
1972-73&	aW (ot)	91-87
1973-74	hW	67-64
1974-75	aW	88-80
1975-76	hW	91-83
1987-88	aW	54-47
1988-89	hW	77-59
2000-01@	nL	64-72
2005-06#	aW	84-61
2005-06#	hW	78-67
2006-07#	hW	72-59
2006-07#	aW	69-52
2007-08#**	aW	56-41
2007-08#**	hW	82-67
2007-08#(t)**	hW	77-51
2008-09#	aW	55-54
2008-09#	hW	63-37
2008-09#(t)	hW	64-39
2009-10#	aW	93-86
2009-10#	hW	75-53
2010-11#	hL	65-68
2011-12#	aW	78-66
2012-13#	hW	94-64
2012-13#(t)	nW	85-74

Home: 12-7  
Away: 10-5  
Neutral: 1-1

## ALL-TIME SERIES RESULTS

MEDIA  
 COACHING STAFF  
 PLAYERS  
 2013-14 REVIEW  
 RECORDS  
 HISTORY

1992-93^	hL	47-50
1992-93^	aW	69-53
1993-94^	aL	57-85
1993-94^	hW	58-53
1993-94^(t)	nW	91-86
1994-95^	aL	63-80
1994-95^	hW	74-67
1995-96#	hW	86-77
1996-97#	aL	48-51
1997-98#	hW	86-70
1997-98#	aL	77-88
1998-99#	hL	83-91
1998-99#	aW	78-75
1999-2000#	hW	84-70
1999-2000#	aL	75-102
2000-01#	aW (ot)	76-73
2000-01#	hW	86-69
2001-02#	hW	102-81
2001-02#	aL	46-64
2002-03#	hW	94-70
2002-03#	aW	90-79
2003-04#	hW	73-66
2004-05#	aL	70-73
2005-06#	hW	73-66
2005-06#	aL	74-80
2005-06#(t)	hW	57-46
2006-07#	hW	79-54
2006-07#	aW	70-56
2007-08##**	aW	79-78
2007-08##**	hW	94-56
2008-09#	hW	81-68
2008-09#	aW	71-60
2009-10#	hW	85-75
2009-10#	aW	70-65
2010-11#	aW (ot)	76-73
2010-11#	hW	62-58
2011-12#	aW	62-59
2011-12#	hW	79-45
2012-13#	aW	69-53
2012-13#	hW	86-71

Home: 21-2  
Away: 12-8  
Neutral: 3-0

<b>UALR</b>		
<b>MEMPHIS LEADS 5-0</b>		
1993-94	hW	85-66
2002-03	hW	73-49
2008-09	hW	59-51
2009-10	aW	83-71
2013-14	hW	73-59

Home: 4-0  
Away: 1-0

<b>UC DAVIS</b>		
<b>MEMPHIS LEADS 3-0</b>		
1960-61	hW	118-52
1970-71	hW	99-79
1973-74	hW	105-61

Home: 3-0

<b>UCF</b>		
<b>MEMPHIS LEADS 15-1 (16-1)</b>		
<i>(known as Florida Technological University 1963-78)</i>		

1972-73	hW	124-75
1975-76	hW	76-57
1976-77	hW	84-53
2005-06#	hW	94-61
2006-07#	aW	87-65
2007-08##**	hW	85-64
2008-09#	aW	73-66
2009-10#	hW	76-70
2010-11#	hW	77-61
2010-11#	aW	63-62
2011-12#	aL	67-68
2011-12#	hW	84-55
2011-12#(t)	hW	83-52
2012-13#	hW	93-71
2012-13#	aW	76-67
2013-14~	aW	69-59
2013-14~	hW	76-70

Home: 11-0  
Away: 5-1

### UCLA

<b>UCLA LEADS 4-2 (4-3)</b>		
1972-73\$	nL	66-87
1974-75	aL	94-113
1983-84	aL	51-65
1984-85	hW	86-70
2005-06	nW	88-80
2005-06\$	nL	45-50
2007-08\$**	nW	78-63

Home: 1-0  
Away: 0-2  
Neutral: 2-2

### UC SANTA BARBARA

<b>MEMPHIS LEADS 3-1</b>		
1970-71	aL	81-85
1972-73	hW	80-74
1974-75	hW	74-62
1975-76	aW	85-82

Home: 2-0  
Away: 1-1

### UMKC

<b>MEMPHIS LEADS 1-0</b>		
1978-79	hW	88-82

Home: 1-0

### UNC GREENSBORO

<b>MEMPHIS LEADS 1-0</b>		
2001-02@	hW	82-62

Home: 1-0

### UNC WILMINGTON

<b>MEMPHIS LEADS 1-0</b>		
1998-99	hW	79-75

Home: 1-0

### UNLV

<b>UNLV LEADS 4-1</b>		
1970-71	aW	83-76
1985-86	aL	66-67
1986-87	hL	77-80
1988-89	nL (ot)	86-90
1996-97@	aL	62-66

Home: 0-1  
Away: 1-2  
Neutral: 0-1

### USF

<b>MEMPHIS LEADS 20-3</b>		
1972-73	hW	87-73
1995-96#	aW (ot)	60-59
1996-97#	hW	60-59
1997-98#	hW	74-62
1997-98#	aW	70-61
1998-99#	aL	70-80
1998-99#	hW	83-70
1998-99#(t)	nL (ot)	81-88
1999-2000#	hW	78-74
1999-2000#	aW	91-72
1999-2000#(t)	hW	60-58
2000-01#	aW	100-89
2000-01#	hW	79-61
2001-02#	hW	81-62
2001-02#	aW	71-59
2002-03#	hL	74-75
2002-03#	aW	73-66
2002-03#(t)	nW	62-56
2003-04#	hW	66-53
2004-05#	aW	73-67
2004-05#(t)	hW	81-68
2013-14~	aW	88-73
2013-14~	hW	80-58

Home: 11-1  
Away: 8-1  
Neutral: 1-1

### UTAH

<b>SERIES TIED 2-2</b>		
1956-57@	nW	77-75
1973-74@	nL	78-92
2000-01	nL	58-61
2000-01@	aW	71-62
1996-97@	aL	62-66

Home: 1-0  
Neutral: 1-2

### UTEP

#### MEMPHIS LEADS 10-4 (11-4)

*(known as Texas Western College 1949-67)*

1955-56	aW	71-70
1956-57	hW	77-48
1971-72	aL	79-85
1977-78	aW	71-65
2000-01@	hW	90-65
2005-06#	hW	66-56
2006-07#	aW	78-67
2007-08##**	hW	70-64
2008-09#	aW	70-63
2009-10#	hL	67-72
2010-11#	aL	47-74
2010-11#(t)	aW	67-66
2011-12#	hL	58-60
2011-12#(t)	hW	65-47
2012-13#	aW	56-54

Home: 5-2  
Away: 6-2

### VANDERBILT

#### VANDERBILT LEADS 8-5

1963-64	aL	79-85
1971-72	aL	71-72
1972-73	aW	74-71
1973-74	hL	71-75
1979-80	hL	72-87
1980-81	aL	96-111
1991-92	aW (ot)	72-70
1992-93	hW	84-78
1996-97	hL	59-66
1996-97	aL	62-69
1997-98	aL	77-86
1998-99	hW	65-56
2004-05@	hW	81-68

Home: 3-3  
Away: 2-5

### VCU

#### MEMPHIS LEADS 4-2

1975-76	hW	92-72
1984-85	hW	81-73
1988-89	hW	89-69
1989-90	aL (ot)	69-70
1991-92	hW	85-58
2012-13	nL	65-78

Home: 4-0  
Away: 0-1  
Neutral: 0-1

### VILLANOVA

#### VILLANOVA LEADS 8-4

1960-61	aW	78-74
1961-62	aL	84-109
1962-63	hL	54-59
1964-65	aL	58-91
1965-66	hL	69-70
1965-66	aL	78-84
1966-67	hW	58-40
1966-67	aL	48-66
1981-82\$	nL (ot)	66-70
1984-85\$	nL	45-52
2002-03	hW	72-68
2003-04	aW	73-57
2004-05@	hW	81-68

Home: 2-2  
Away: 2-4  
Neutral: 0-2

### VIRGINIA

#### VIRGINIA LEADS 1-0

2013-14	nL	60-78
---------	----	-------

Neutral: 0-1

### VMI

#### MEMPHIS LEADS 1-0

1957-58	hW	72-58
---------	----	-------

Home: 1-0

### VIRGINIA TECH

#### MEMPHIS LEADS 18-12

1975-76	hL	71-72
1976-77	aL	69-70
1979-80%	aW (ot)	70-69

1979-80%	hW	65-63
1980-81%	hW	70-60
1980-81%	aL	70-71
1980-81%(t)	nL	66-72
1981-82%	aW	78-73
1981-82%	hW	83-78
1981-82%(t)	hW	71-70
1982-83%	aL	56-69
1982-83%	hW	73-64
1983-84%	hW	63-62
1983-84%	aL	69-89
1983-84%(t)	hW	78-65
1984-85%	aW	89-79
1984-85%	hW	91-82
1985-86%	hW	83-61
1985-86%	aL	72-76
1986-87%	hW	83-66
1986-87%	aW	74-65
1987-88%	aL	80-82
1987-88%	hW	112-104
1988-89%	hW	91-83
1988-89%	aL	73-78
1989-90%	hW	97-77
1989-90%	aL	74-87
1990-91%	aL	66-81
1990-91%	hL	79-82
2004-05@	hW	83-62

Home: 14-2  
Away: 4-9  
Neutral: 0-1

### WAKE FOREST

#### SERIES TIED 1-1

1981-82\$	nW	56-55
2003-04	nL	76-85

Neutral: 1-1

### WASHINGTON

#### SERIES TIED 1-1

1987-88	hW	86-57
1988-89	aL	88-89

Home: 1-0  
Away: 0-1

### WEST VIRGINIA

#### SERIES TIED 1-1

1955-56	aW	84-69
1960-61	nL (ot)	82-86

Home: 1-0  
Neutral: 0-1

### WESTERN KENTUCKY

#### SERIES TIED 9-9

*(known as Western Kentucky State Teachers College 1930-48; Western Kentucky State College 1948-66)*

1933-34	hL	16-28
1933-34	aL	33-46
1948-49	aL	51-78
1953-54	aL	53-63
1955-56	hW	80-64
1956-57	hW	86-84
1956-57	aW	98-82
1960-61	nW	95-74
1963-64	nW	88-83
1965-66	aL	61-100
1966-67	hL	44-52
1974-75	hW	79-72
1975-76	aL	84-87
1976-77	hW	97-75
1977-78	aW	86-80
1986-87	nL	67-68
1992-93\$	nL	52-55
2010-11	hW	77-61

Home: 5-2  
Away: 2-5  
Neutral: 2-2

### WICHITA STATE

#### MEMPHIS LEADS 10-9

1958-59	aL	92-95
1959-60	aL	75-79
1967-68&	aL	69-77
1967-68&	hW	67-55
1968-69&	aL	69-71
1968-69&	hL	61-71
1969-70&	hW	84-81
1969-70&	aL	72-79

1970-71&	aL	87-98
1970-71&	hW	85-77
1971-72&	hW	71-69
1971-72&	aW	108-98
1972-73&	hW	99-77
1973-74	aW	91-90
1974-75	hL	91-95
1974-75	aW	78-76
1975-76	hW	75-68
1975-76	aL	70-81
1982-83	hW	85-73

Home: 7-2  
Away: 3-7

### WILLIAM & MARY

#### MEMPHIS LEADS 1-0

1961-62	hW	88-70
---------	----	-------

Home: 1-0

### WINTHROP

#### MEMPHIS LEADS 1-0

2005-06	hW	73-63
---------	----	-------

Home: 1-0

### WISCONSIN

#### WISCONSIN LEADS 1-0

1996-97	nL	46-49
---------	----	-------

Neutral: 0-1

### WOFFORD

## ALL-TIME SERIES VS CONFERENCES

### AMERICAN ATHLETIC

#### 197-90

Cincinnati	30-38 (31-38)
Connecticut	0-3 (1-3)
East Carolina	13-1 (14-1)
Houston	26-13 (28-13)
SMU	10-4 (12-4)
Temple	7-5
Tulane	43-9 (45-9)
Tulsa	20-13 (23-13)
UCF	15-1 (16-1)
USF	20-3

### ATLANTIC COAST

#### 101-107

Boston College	1-1
Duke	0-1
Florida State	31-22
Georgia Tech	3-4
Louisville	36-53
Miami, Fla.	8-5
N.C. State	1-3
Pittsburgh	1-1
Syracuse	1-3
Virginia	0-1
Virginia Tech	18-12
Wake Forest	1-1

### ATLANTIC 10

#### 55-51

Davidson	0-1
Dayton	7-12
Duquesne	0-2
Fordham	2-1
George Mason	1-0
George Washington	1-1
La Salle	1-1
Massachusetts	1-2
Rhode Island	0-1
Richmond	3-0 (4-0)
Saint Joseph's	1-1
Saint Louis	32-26
St. Bonaventure	1-1
VCU	4-2

### ATLANTIC SUN

#### 13-2

Jacksonville	4-1
Lipscomb	7-1
North Florida	1-0
Stetson	1-0

### Big 12

#### 37-18

Baylor	6-1
Kansas	2-5 (2-6)
Kansas State	2-1
Oklahoma	5-0 (6-0)
Oklahoma State	3-4
TCU	10-1
Texas	1-4 (2-4)
Texas Tech	5-0
West Virginia	1-1

### Big East

#### 45-56

Creighton	3-3
DePaul	14-12
Georgetown	1-10 (2-10)
Marquette	14-12
Providence	2-3
Seton Hall	3-1
St. John's	1-1
Villanova	4-8
Xavier	2-7

### Big Sky

#### 4-1

Eastern Washington	1-0
Idaho	1-1
Montana State	2-0

### Big South

#### 1-0

Winthrop	1-0
----------	-----

### Big Ten

#### 21-20

Illinois	1-4
Indiana	0-1
Iowa	0-2
Maryland	3-1
Michigan	2-2
Michigan State	2-1
Minnesota	2-3
Nebraska	1-0
Ohio State	0-2
Penn State	3-2
Purdue	5-1
Rutgers	2-0
Wisconsin	0-1

### Big West

#### 11-5

Cal Poly	1-0
Cal State Northridge	1-0
Hawaii	2-3
Long Beach State	1-1
UC Davis	3-0
UC Santa Barbara	3-1

### COLONIAL ATHLETIC ASSOCIATION

#### 6-1

Drexel	1-1
James Madison	1-0
Northeastern	2-0
UNC Wilmington	1-0
William & Mary	1-0

### CONFERENCE USA

#### 201-78

Charlotte	8-6
Florida International	1-0
Louisiana Tech	2-2
Marshall	12-2 (13-2)
Middle Tennessee	26-14 (27-14)
North Texas	16-6
Old Dominion	1-0
Rice	8-1 (9-1)
Southern Miss	64-24 (67-24)
UAB	34-10 (36-10)
UTEP	10-4 (11-4)
UTSA	1-0
Western Kentucky	9-9

### HORIZON LEAGUE

#### 9-1

Detroit	3-1
Green Bay	1-0
Milwaukee	3-0
Oakland	2-0

### IVY LEAGUE

#### 9-1

Brown	3-0
Columbia	1-0
Cornell	1-0
Dartmouth	1-1
Harvard	1-0
Pennsylvania	1-0
Princeton	1-0
Yale	1-0

### METRO ATLANTIC ATHLETIC

#### 9-4

Canisius	0-2
Fairfield	1-0
Iona	2-0
Manhattan	2-1
Marist	2-0
Siena	1-1 (2-1)

### MID-AMERICAN

#### 12-0

Ball State	5-0
Eastern Michigan	1-0
Kent State	3-0
Miami, Ohio	1-0
Ohio	1-0
Toledo	1-0



MEMPHIS VS UCONN - 2014

### MID-EASTERN ATHLETIC

#### 6-0

Florida A&M	2-0
Howard	1-0
Savannah State	1-0
South Carolina State	2-0

### MISSOURI VALLEY

#### 31-32

Bradley	10-9
Drake	6-11
Illinois State	1-0
Indiana State	2-0
Loyola, Ill.	1-3
Northern Iowa	1-0
Southern Illinois	0-2
Wichita State	10-7

### MOUNTAIN WEST

#### 9-6

Fresno State	2-1
Nevada	1-0
New Mexico	2-0
San Diego State	1-0
UNLV	1-4
Wyoming	2-1

### NORTHEAST

#### 2-3

Central Connecticut	0-1
Robert Morris	2-0
St. Francis, N.Y.	0-1
St. Francis, Pa.	0-1

### OHIO VALLEY

#### 110-65

Austin Peay	18-4 (19-4)
Belmont	2-0
Eastern Kentucky	3-0
Jacksonville State	1-1
Morehead State	0-2
Murray State	34-27
Southeast Missouri	3-2
Tennessee State	8-0
Tennessee Tech	27-24
UT Martin	12-5 (13-5)

### PACIFIC-12

#### 14-16

Arizona	3-4 (4-4)
Arizona State	1-2
Oregon State	1-1
Southern California	1-1 (2-1)
Stanford	0-1

UCLA	2-4 (3-4)
Utah	2-2
Washington	1-1

### PATRIOT LEAGUE

#### 4-1

Army	1-0
Bucknell	1-0
Holy Cross	0-1
Loyola, Md.	1-0
Navy	1-0

### SOUTHEASTERN

#### 104-78

Alabama	5-2
Arkansas	10-11
Auburn	0-1
Florida	0-2
Georgia	1-1
Kentucky	1-0
LSU	3-2
Ole Miss	26-12
Mississippi State	12-11 (13-11)
Missouri	7-5
South Carolina	18-5
Tennessee	11-13 (11-14)
Texas A&M	4-4
Vanderbilt	5-8

### SOUTHERN

#### 27-8

Chattanooga	9-2
East Tennessee State	4-3
Furman	2-0
Mercer	2-0
Samford	4-1
The Citadel	3-2
UNC Greensboro	1-0
VMI	1-0
Wofford	1-0

### SOUTHLAND

#### 30-3

Abilene Christian	2-0
Central Arkansas	1-2
Houston Baptist	1-0
Lamar	4-1
McNeese State	2-0
New Orleans	8-0
Nicholls	2-0
Northwestern State	6-0
Sam Houston State	2-0
Southeastern La.	1-0
Texas A&M-CC	1-0

### SOUTHWESTERN ATHLETIC

#### 26-1

Alabama A&M	1-0
Alcorn State	2-0
Arkansas-Pine Bluff	2-0
Grambling	2-0
Jackson State	15-1
Prairie View A&M	1-0
Texas Southern	3-0

### SUMMIT LEAGUE

#### 8-2

IUPUI	1-0
Oral Roberts	5-2
South Dakota	1-0
South Dakota State	1-0

### SUN BELT

#### 64-29

Arkansas State	31-28 (32-28)
Georgia State	7-0
Louisiana	8-1
Louisiana-Monroe	10-0
South Alabama	1-0
Texas-Arlington	1-0 (2-0)
UALR	4-0

### WEST COAST

#### 20-9

BYU	3-1
Gonzaga	5-2 (6-2)
Pepperdine	5-1 (6-1)
Portland	1-3
Saint Mary's	2-0
San Francisco	2-0
Santa Clara	0-2

### WESTERN ATHLETIC

#### 7-4

New Mexico State	5-1
Seattle	1-3
UMKC	1-0

### SERIES VS. OPPONENTS/ 2007-08

\*\* As a result of vacating the 2007-08 season due to NCAA sanctions, the series records versus teams that season will show those games not even played. However, the overall series record is in parenthesis beside the NCAA-mandated mark.

MEDIA

COACHING STAFF

PLAYERS

2013-14 REVIEW

RECORDS

HISTORY

123

## TIGERS BASKETBALL THROUGH THE YEARS

Following are chronological notes and interesting facts about the tradition-rich history of Memphis basketball. If you have any questions or can add something to this section, please call Lamar Chance, basketball media relations director at (901) 678-2337.

## 1920-29

- In the 1920s, West Tennessee State Normal School played its games in the Normal Cage, the YMCA and the Messick High School gym. The Normal Cage was a room in the Administration Building with the floor marked with the dimensions of a basketball court. The court allowed barely six inches from the court sidelines to the room's walls.
- Memphis Normal's first head coach was Frederick Grantham, who also started for the Tigers at forward. Grantham led U of M to a 22-8 record in his only season as player/coach. At this time, the Tigers were members of the Scholastic League and finished second in 1920-21.
- The second-winningest coach in Memphis history is Zach Curlin, who began his coaching career in 1924. Curlin was Mr. Everything, coaching basketball, baseball and football for 23 years at Memphis, while also serving as director of athletics and physical education. The Tigers lost to Memphis YMCA on Feb. 27, 1925, for the city championship.
- In the Jan. 25, 1925, *Commercial Appeal*, it was stated that "popular prices" for Tiger games would be 50 cents for adults and 25 cents for students and children.
- In 1928, the Tigers played their first season in the Mississippi Valley Conference and wound up playing in the title game against UT Martin Junior College. UT Martin won the game 38-37.
- The West Tennessee State Normal Tigers began the 1929 season playing in Memorial Gym, the school's new \$100,000 on campus facility. The first game in the new gym was against Cumberland College on Jan. 14, 1929, and the Tigers won 40-27. Normal's best player, Slick Headden, was suspended for an infraction of training rules and did not play in the contest. That year, the Tigers finished second in the Mississippi Valley Conference and placed three players on the All-Conference team.

## 1930-39

- Some of the outstanding players in the 1930s were Sam Hindsman, Milton Mayo, Bert Barnes, Doc Howell, Clyde Moore, Mooney Boswell, Red Humphreys, Jack Dodds, James Stroup,

Elmer Vaughn, Otho Lynch, James (J.T.) Crawford and Alton Gardner.

- In the 1932 Mississippi Valley Tournament in Jackson, Tenn., the Tigers were scheduled to play Sunflower Junior College, but Sunflower withdrew from the tourney. Officials of the tournament prepared to rearrange the bracket to give the Tigers another opening round opponent. Curlin threatened to withdraw from the tournament because he thought the Tigers were entitled to a bye. Curlin, however, decided to play UT Martin and won 44-25.
- The Tigers upset Jacksonville (Ala.) on January 22, 1937, at Memorial Gym. The win was big because all of Jacksonville's players were over six-feet tall, including its center who stood 6-5. The Tigers' tallest player was 6-2.
- On March 10, 1937, the *Commercial Appeal* wrote that Curlin, who had coached football for 15 years, would coach only basketball and serve as athletic director.
- The 1937-38 team had the dubious distinction of losing all 14 games it played. It stands as the only winless season in Tiger basketball history.

## 1940-49

- Some of the top players in the 1940s were Leslie Steele, Sam Hindsman, Howard Street, E.L. Hutton, Wayne Franklin, Randall Smith, Coy Creason, Phil Hodson, Bennie Reed, Jack Graninger and Van Mathis.
- In 1941, West Tennessee State Teachers College became Memphis State College. The Tigers went on to win nine of 17 games that year under their new name and claimed the city championship by defeating Southwestern twice.
- The 1940-41 season saw the Tigers fall to the World Champion New York Celtics, 48-43, in Memorial Gym. The Celtics agreed prior to the game that they would not take any free throws, instead, getting the ball out of bounds. For three full quarters, forward Davey Banks and crew gave a dazzling exhibition and scored almost at will. Midway through the fourth quarter and leading by eight points, the Celtics famed comical circus went into action. At one point, Banks played for the Tigers and even the referee, Marion Hale, scored a bucket for the home team.
- The Tigers lost to Goldcrest 54-43 in front of 1,500 spectators at the Gaston Community Center. The game was part of a jubilee to raise money for the Dr. James Naismith Memorial.
- In a 72-41 win over Southwestern for the city championship in the 1941-42 season, star forward Leslie Steele scored a then record 42 points in front


of a crowd of 600. It was the first time in Tiger history a player had scored over 40 points in a single game.

- There was no team in 1943-44 due to World War II, and the 1944-45 squad had to be made up of freshmen under the age of 18. Birthdays rolled around and two of the starters received presidential draft greetings.
- The 1947-48 season was the last season that Zach Curlin served as head coach.
- McCoy Tarry, known as the "little red head," became the fifth head coach in U of M history in 1948. Tarry came to Memphis from Brewers High School in Brewers, Ky. One part of Tarry's strategy was the use of five guards at the same time once the Tigers had a slight lead. The fivesome would then use their speed and quickness to freeze the basketball.
- Due to large crowds in the 1949-50 season, two games had to be moved to Messick High Gym and the Shelby County Building.

## 1950-59

- The 1950s was a time when University of Memphis basketball grew into a household name thanks in part to head coach Eugene Lambert. Lambert, who was assisted by "Stormin'" Norman Sloan, led the Tigers to their first-ever NCAA appearance in 1955, where they fell to Penn State in the first round. Lambert took the Tigers to a second-straight NCAA appearance in 1956. That year, the Tigers lost to Oklahoma City in the first round, as Memphis was forced to play without four starters (Forest Arnold, Win Wilfong, Ken Caldwell and Orby Arnold) because of NCAA rules on freshmen and four-year men. During Lambert's five years at the helm, the Tigers had four winning seasons and two 20-win campaigns.

- On Dec. 3, 1950, in a win over NATTC, substitute guard Roy Darnell received the honor of scoring the 100th point of the game for the Tigers with two minutes left. It marked the first time in school history a Tiger team had reached the century mark.
- On Dec. 6, 1951, the Tigers open up their home season at the new \$700,000 Fieldhouse gymnasium against Mississippi State in front of 3,500 spectators. The Bulldogs spoiled Memphis' opener 60-58. The gym was officially dedicated on Feb. 11, 1952, as Governor Gordon Browning delivered a speech prior to the game with Ole Miss.
- On Dec. 15, 1951, the Tigers started their longest road trip in school history by playing at Idaho. The trip lasted a solid month, and Memphis played 13 games in six different states — Idaho, Washington, Oregon, Hawaii, Alabama and Mississippi. During the 13-game span, Memphis went 7-6. The Tigers spent Christmas in Spokane, Wash., before hopping a plane to Hawaii on Dec. 30. The trip also included the program's first-ever plane ride.
- Memphis won the 1952 Tennessee NAIB basketball crown with a 45-38 win over Tennessee Tech at Cookeville. The Tigers earned the right to play in the National Tournament in Kansas City, Mo., where they defeated Baltimore 60-39, before being ousted by Portland 72-48 in the second round.
- Following the 1952 season, John Wallisa became the first-ever Memphis player to be drafted by the NBA. Wallesea went to the Minneapolis Lakers.
- Memphis took on the No. 1 ranked Pirates of Seton Hall in South Orange, N.J., on Jan. 22, 1953. The Tigers fell to the mighty Pirates, 103-85. The 85 points scored by Memphis were the most tallied by an opponent against Seton Hall up to that point. While on



Memphis played its games in Memorial Gym from 1929-51, compiling a 106-67 record.

MEDIA

COACHING STAFF

PLAYERS

2013-14 REVIEW

RECORDS

HISTORY

124

## TIGERS BASKETBALL THROUGH THE YEARS

Bob Hope greeted the Tigers at Paramount Studios during Memphis' trip to the Pacific in 1951.



their trip east, the Tigers played an exhibition game against the Knickerbockers, a professional team, at Madison Square Garden.

- Memphis defeated No. 4 Marshall College 104-85 at the Fieldhouse.
- In 1954, Lambert had the privilege to coach the first-ever Memphis All-American in Forrest Arnold. Arnold, who ranks fourth on Memphis' all-time scoring list, helped lead the Tigers to 62 wins in his four-year career. One highlight of his sterling career, was a school-record (at the time) 46-point game against Hardin-Simmons in the old Fieldhouse.
- Memphis upsets nationally-ranked Mississippi State 94-68, as legendary coach Adolph Rupp scouts the Bulldogs. Rupp's Kentucky squad was ranked No. 1 at the time. A reporter asked Rupp about the Tigers and Rupp responded by saying "no comment."
- Season tickets for the 1955-56 campaign were \$10 for 10 games.
- Bob Vanatta came to Memphis after serving as athletic director at Bradley. During his six seasons at The U of M, Vanatta had a record of 109-34 and led the Tigers to three NITs and one NCAA appearance.
- The 1956-57 season turned out to be a special year for the Tigers. Not only was there a name change, but first-year coach Bob Vanatta took a cinderella team to the finals of the NIT in New York City. From that point, the name Memphis took on a different meaning. It was one of the most important years in Tiger basketball history.
- Memphis was ranked No. 12 in the nation on Jan. 5, 1956.
- On Jan. 11, 1956, the biggest crowd (4,000) in Memphis history saw the Tigers defeat Western Kentucky 80-64 at the Fieldhouse. More than 1,000 fans were turned away at the door.
- Some say the true arrival of Memphis basketball came on Feb. 2, 1957, when the Tigers upset No. 3 ranked Louisville at the Ellis Auditorium 81-78. The

Tigers were ranked 16th following the win over the Cards. Three nights later at the Fieldhouse, Memphis upset No. 20 Western Kentucky 86-84.

- The 1957 NIT marked a number of firsts for the Tigers. It was the school's first appearance in the NIT, first official game at the famed Madison Square Garden, and the Utah contest in the opening round was Memphis' first nationally-televised game.
- Over 200 Memphis students piled into five chartered buses for the 17-hour ride to New York to watch their Tigers in the NIT. Another 300 fans were expected to make the trip in private cars. The bus arrived at the arena during halftime of Memphis' thrilling overtime win over St. Bonaventure. Bob Swander sank a last second shot as Memphis won 80-78, giving the Tigers the right to play Bradley for the title. Against Bradley, Win Wilfong scored 31 points and was named MVP of the tournament. The Tigers lost the game, however, 84-83. On Mar. 24, the Tigers returned home as 2,000 fans, including Elvis Presley, greeted the team at Municipal Airport.
- On July 1, 1957, Memphis State College became Memphis State University.
- Memphis wins the prestigious 1957 Sugar Bowl Tournament on Dec. 30 with a 47-46 upset win over sixth-ranked Maryland in three overtimes. The Tigers upended Loyola-New Orleans the night before, 65-63.
- One of the finest players in Tiger history was Win Wilfong, who played from 1955-57. Wilfong scored 1,203 points in just two seasons to put him 22nd on Memphis' all-time scoring chart. Wilfong was a first team Converse All-American in 1957.
- Other great players during the decade that helped put the Tigers on the basketball map were John Wallisa, Jack Butcher, Phil Hodson, Joe Nip McKnight, Dick Kinder (who scored 44 points against Marshall in 1953), Ken Caldwell, Bill McClain, Hoover Scott, Bob Swander, Elmore Fortner, Spud

Hays, Jim Hockaday, Jack Graninger, Neal Doyle, Millard Davis, George Price, Skip Wolfe, Joe Gummersbach, Joe Smith and Orby Arnold.

### 1960-69

- Bob Vanatta accepted the head coaching position at the University of Missouri in 1962 and long time assistant, Dean Ehlers, became the Tigers' eighth head coach. In his first year, the Tigers went 19-7 and received a bid to the NIT at Madison Square Garden. The Tigers were led that season by Larry Garber, Jamie McMahan, Hunter Beckman, John Hillman, Bob Neuman and King George Kirk.
- In 1961, Wayne Yates was voted by the Philadelphia Sportswriters as the best player to play in the Philadelphia area all season. Yates scored 25 points and ripped down 23 rebounds in a 78-74 win at Villanova.
- On Feb. 19, 1963, the Tigers played Dayton in front of a packed Fieldhouse. In fact, the fire marshalls stopped the game for several minutes to clear the aisles. At the time, Big Jack Eaton, the "Voice of the Tigers," was at a loss for words and did not have any interviews to fill the interrupted broadcast. So what did Big Jack do? He resorted to singing. Eaton was the "Voice of the Tigers" from 1959 to 1987. By the way, the Tigers won the game 61-59 when Jamie McMahan tipped in a missed shot.
- The final season at the Fieldhouse was highlighted by Memphis' starting 83-65 win over No. 2 ranked Loyola-Chicago before a standing room crowd of 4,000 on Jan. 20, 1964. The final official game ever played in the Fieldhouse was on Feb. 26, 1964, when Memphis fell to Xavier 99-86. Prior to the 1964-65 season, however, the Tigers said good-bye to the Fieldhouse for good when they played the annual Blue-Gray game before a packed house.
- During the early 1960s, it was decided that Memphis needed a new facility to showcase its basketball program.

In December of 1964, the 11,200-seat Mid-South Coliseum opened. The Tigers hosted Texas A&M in the first collegiate game ever played in the building and U of M defeated the Aggies 82-73 before 8,763 fans.

- Memphis began the 1965-66 season south of the border with exhibition games in Mexico City against Mexico Poly, National Physical Education School, LaSalle and the University of Americas.
- In 1965, the Rebounders Club was officially formed to help promote Tiger basketball on a fulltime basis. The organization, which is in its 40th year, has over 500 members.
- In 1966, Moe Iba became the Tigers' ninth head coach. In Iba's first year, the Tigers earned a trip to the 1967 NIT. That was the last tournament to be played in the old Madison Square Garden. Also on May 19, 1966, the Tigers became a member of the Missouri Valley Conference, making them the 24th school to enter the Missouri Valley family. The conference would later be referred to as "The Valley of Death" because no win came easy in the Valley.
- Iba was noted for his disciplinarian and hard-working style which was not the only factors that brought the multitude of basketball enthusiasts to the games. Iba's vivid personality accounted for the sale of many tickets. As one supporter put it in 1966: "I'd pay two bucks just to see Iba."

### 1970-79

- The 1970s saw the arrival of Memphis basketball to the national scene. The decade brought with it new coach Gene Bartow, and immediately he parlayed experienced players like James Douglas, Don Holcomb and Fred Horton with two young budding stars in Larry Finch and Ronnie Robinson. Bartow, who coached the previous six seasons at Valparaiso, promised a wide-open style of basketball along with a zone press defense and some man-to-man.



Memphis plays one final game in the Fieldhouse, the Blue-Gray intersquad game, prior to moving into the Mid-South Coliseum for the 1964-65 season.

MEDIA

COACHING STAFF

PLAYERS

2013-14 REVIEW

RECORDS

HISTORY

125

## TIGERS BASKETBALL THROUGH THE YEARS

MEDIA

COACHING STAFF

PLAYERS

2013-14 REVIEW

RECORDS

HISTORY

126

- In his first game as a Tiger in 1970, Finch scored 24 points and let Tiger fans know instantly they had a special player when he swished a 25-foot jump shot just five seconds into the game.
- Following Memphis' stirring 78-75 upset of Louisville on Jan. 9, 1971, the Tigers jumped into the Top 20 for the first time in a decade. On Jan. 15, the Tigers, with an 11-2 record, found themselves ranked 19th in the AP poll.
- The 1971-72 season marked the first for public address announcer Fred Cook. Cook worked his first game against Missouri-Rolla that year and would go on to enjoy a long relationship with the Tigers.
- In what some called at the time "the greatest game ever played in the Mid-South Coliseum," Memphis fell to No. 2 ranked Marquette 74-73 on Dec. 7, 1971. The Tigers enjoyed a five-point lead in the final minute of play, but a lane violation, missed free throw and a desperation basket on the game's final play gave Al McGuire's team the victory.
- On Feb. 2, 1972, 17,000 fans were waiting when the Tigers took the court in Louisville's Freedom Hall. It was a place where Memphis had never won in nine previous tries. Thanks to the scoring of Finch and the rebounding of Robinson, the Tigers defeated Louisville 77-69 to grab a share of the lead in the Missouri Valley Conference. Due to identical 12-2 conference marks, Memphis and Louisville played a playoff game on Mar. 11, 1972, in Nashville to determine which Missouri Valley team would represent the league in the NCAA Midwest Regional. Memphis lost to the Cardinals 83-72, and had to settle for its fifth NIT appearance.
- Perhaps the most remembered season in Tiger basketball history and the one that put Memphis State on the map permanently, was the 1972-73

campaign led by Finch, Robinson, Bill Laurie and newcomers Larry Kenon, Billy Buford, West Westfall and Bill Cook. The Tigers reeled off 14-straight wins during one stretch, captured the Missouri Valley title and received the school's first bid to the NCAA tournament since 1962. Playing in the regional finals in Houston, Texas, the Tigers knocked off South Carolina and Kansas State to advance to the Final Four for the first time in school history. The Tigers defeated Providence in the semifinals and earned a spot in the title game against the powerful UCLA Bruins, led by Bill Walton. The Tigers battled the mighty Bruins to a 39-39 halftime tie, but Walton was too much in the second half as UCLA defeated the Tigers 87-66. Walton hit an NCAA Tournament record 21 of 22 shots and scored 44 points to pace the Bruins. Finch and Kenon were the only Tigers to score in double figures. Finch netted 29 and Kenon tallied 20. Also that season, head coach Gene Bartow was named NABC National Coach of the Year.

- Larry Finch, Memphis' head coach from 1986 to 1997, rewrote the Memphis record book in 1973 claiming nine of 13 individual records. During his career, the 6-2 guard earned All-Missouri Valley Conference Team honors three times, MVC Player of the Year award in 1972 and All-American accolades (seven teams). Finch's sportsmanship on the court and his community involvement off combined to make him one of the best-loved players ever to wear the Blue and Gray. Finch's number 21 is one of eight retired jerseys hanging in the rafters of FedExForum.
- In 1973, the Memphis established the M Club Athletic Hall of Fame. Each year an annual induction ceremony is held during the fall and eight new members are installed. Since its inception, 39 former Tiger basketball players have been inducted into the M Club Hall of Fame. A complete list of basketball hall of famers is included

Gene Bartow's 1972 Memphis team was the first Tiger club in five years to advance to post-season play, accepting a bid to the National Invitation Tournament (NIT).



in this section of the Memphis media guide.

- In 1974, Gene Bartow left Memphis and former Tiger All-American Wayne Yates was hired to guide the basketball team. Yates had served as an assistant coach under Bartow. In his five years at the helm, Yates led the Tigers to three-straight 20-win seasons, one NCAA and two NITs. During his tenure, the Tiger roster read like a Who's Who of college basketball with the likes of Bill Cook, Dexter Reed, John Gunn, Marion Hillard, Clarence Jones, John Washington, Alvin Wright, James Bradley, Dennis Isbell, Hank McDowell and Otis Jackson all contributing to the Tigers' success.
- On June 13, 1975, Memphis announced that it was joining with five other major universities in the formation of a new athletic conference. The following is a statement that was released by athletic director Billy J. Murphy: "We are very pleased to announce that our president, Dr. Billy M. Jones, has approved Memphis' entrance into a new major basketball conference, which will begin operation immediately. The official name of the new conference is the Metropolitan Collegiate Athletic Conference, and can be referred to as the MCAC or the Metro 6." The Tigers joined with Cincinnati, Georgia Tech, Louisville, Saint Louis and Tulane.
- A tragic event hit the Tiger basketball program in the winter of 1976 when, after only three games, star player John Gunn was taken ill with a rare disease, Stevens-Johnson syndrome, and was admitted to the hospital on Dec. 11. Only 90 minutes before the tipoff of the Memphis-Ole Miss game on Dec. 21, at about 6:35 p.m., Gunn died from complications of the disease which attacks the body's mucous membrane. "John Gunn was a great, strong competitor, full of life and energy," athletic director Billy J. Murphy said. "It is very difficult to even imagine that he is gone. Our community and our University will miss him

greatly. He fought with all his might to overcome this disease because that's the type person he was. Now it is up to all of us to carry on. That's the way John would have wanted it." The remainder of the 1976-77 season was dedicated to Gunn, and the players wore black bands on their uniforms as a sign of mourning.

- In 1979, Wayne Yates left Memphis and Dana Kirk was hired to direct the Tiger basketball program. Kirk had led Virginia Commonwealth to a 24-5 record during the 1978-79 season, and prior to three seasons at VCU, was an assistant coach for five years at Louisville. He hired two young assistants in Larry Finch, former Tiger head coach, and Lee Fowler, current athletic director at North Carolina State, to help structure the program.

### 1980-89

- In the 1980s, Memphis had such stars as Keith Lee, Elliot Perry, Andre Turner, Bobby Parks, Phillip "Doom" Haynes, Derrick Phillips, Baskerville Holmes, William Bedford, Willie Becton, Vincent Askew, Dwight Boyd, Sylvester Gray and Marvin Alexander. The Tigers made eight postseason tournaments (7 NAAs, one NIT) and registered a record of 230-87 (.726) during the decade.
- The 1980s saw the great one-on-one battles of Keith Lee vs Hakeem Olajuwon, Keith Lee vs Patrick Ewing and Keith Lee vs Wayman Tisdale, not to mention the classic Memphis-Louisville confrontations.
- In 1981, Memphis signed a 6-11 basketball phenom from West Memphis, Ark., who would rewrite the Tiger basketball record book. Keith Lee, who had led West Memphis High School to two undefeated seasons, made an immediate impact on Memphis basketball. During his four-year career, the Tigers went 104-24, made the NCAA Tournament four times, including one Final Four appearance in 1985, and claimed three Metro Tournament titles.



Memphis takes on UCLA in the championship game of the 1973 NCAA Tournament.

## TIGERS BASKETBALL THROUGH THE YEARS

- On Jan. 10, 1982, Memphis was voted the No. 1 ranked team in the country by both the Associated Press and UPI polls for the first time in school history. The ranking was short lived, however. That same night, Virginia Tech upset the Tigers in Blacksburg 69-56.
- In the second round of the 1983 NCAA Tournament, Memphis took on Georgetown in a game that will never be forgotten by Tiger fans. It would be a battle of Keith Lee against Patrick Ewing. Lee owned Ewing on this day, scoring 28 points and grabbing 15 rebounds to lead the Tigers to a 66-57 victory. The win set up a regional matchup with No. 1 ranked Houston and Akeem Olajuwon.
- The 1984-85 campaign would go down as another magical season for Tiger basketball. The Tigers breezed to a 24-3 regular season record and swept through the Metro Conference Tournament in Louisville before being sent to Houston, Texas, for the first round of the NAAs. Memphis defeated Pennsylvania, UAB, Boston College and Oklahoma to earn its second trip to the Final Four. The Tigers met Villanova in the semifinals in Lexington, Ky., and fell to the eventual champion 52-45. Memphis ended the year with 31 wins, the second-most ever in school history.
- The 1985-86 season got off to another flying start as the Tigers raced to a school record 20-0 start that included wins over nationally-ranked Kansas and Louisville. Memphis, ranked No. 2, traveled to Blacksburg, Va., to take on Virginia Tech, a team it had beaten by 22 points just five days earlier. But the Hokies handed the Tigers their first loss of the season 76-72. Memphis ended the year with a 28-6 mark and a final ranking of No. 7 by the Associated Press.



- After another NCAA appearance in 1986, Memphis basketball moved to a new era the following season, when it announced that former All-American guard Larry Finch would take over the reins as head coach. The announcement came on Sept. 25, 1986.
- In his first season, Finch inherited a team on probation and three key players lost to graduation and the NBA. No one expected him to win, so what did he do? Finch guided the Tigers to a 26-8 season, a Metro Tournament championship and was named *Basketball Times* Rookie Coach of the Year. With the Tigers on probation, Metro officials took a vote whether they should allow the Tigers to compete in the tournament. The vote was unanimous much to the chagrin of Louisville coach Denny Crum. "I don't think anybody should be in the Metro Tourney if they are on probation," said Crum. Memphis beat Cincinnati and South Carolina before beating Crum's

Cardinals 75-52 for the third time that year.

- Finch's first season was also dubbed the "Season for Miracles" after Memphis' numerous comeback victories. In the season opener against Cleveland State, the Tigers trailed with 10 minutes to play before mounting a 70-66 come-from-behind victory. In one of the most incredible wins in Tiger history, Memphis trailed Oral Roberts on the road by seven points with 15 seconds left in the game. The Tigers ended up winning when John Wilfong hit a last second three-pointer. Dubbed the "Cardiac Kids," the Tigers forced Memphis officials to post signs warning people with heart conditions to not watch the Tigers play. After embarrassing Louisville on national television, New Orleans came to town and led the Tigers by eight points with under two minutes to play. Yes, you guessed it. Memphis reached into its bag of tricks and pulled out another miracle win on a last second shot by Wilfong. Memphis also went on to post come-from-behind victories over Southern Miss and South Carolina.
- One of Finch's first recruits as a head coach was the exciting Elliot Perry, who played for the Tigers from 1987-91. Perry, who had his jersey number 34 retired in 1992, is the second leading scorer in U of M history.
- One of the unbelievable highlights of the 1988-89 season was a 24-0 start for the Tigers against eighth-ranked Louisville in Freedom Hall. Memphis, however, had to hang on to win 72-67. That same year, the Tigers made the NCAA field as a No. 5 seed, and Finch was named Metro Coach of the Year.

### 1990-99

- The decade of the 1990s got off to a sweet start when the No. 1 high school player in the nation, Anfernee Hardaway, inked with the Tigers. The 6-7 swingman from Memphis'

MID-SOUTH COLISEUM ATTENDANCE				
SEASON	GM	ATTEND	AVG	RECORD
1964-65	13	93,247	7,173	7-6
1965-66	13	80,946	6,227	9-4
1966-67	15	115,714	7,714	12-3
1967-68	13	102,589	7,891	5-8
1968-69	14	85,569	6,112	4-10
1969-70	14	70,355	5,205	4-10
1970-71	15	139,171	9,278	14-1
1971-72	15	152,529	10,178	14-1
1972-73	15	170,723	11,381	14-1
1973-74	15	152,177	10,145	13-2
1974-75	18	200,498	11,138	16-2
1975-76	17	175,547	10,326	15-2
1976-77	19	191,744	10,091	17-2
1977-78	15	139,611	9,307	12-3
1978-79	18	146,929	8,162	12-6
1979-80	17	162,892	9,581	11-6
1980-81	14	133,384	9,527	9-5
1981-82	18	169,855	9,436	18-0
1982-83	16	171,357	10,709	14-2
1983-84	22	229,705	10,441	20-2
1984-85	15	160,684	10,712	15-0
1985-86	16	179,200	11,200	16-0
1986-87	18	181,513	10,084	15-3
1987-88	19	206,086	10,885	16-3
1988-89	15	159,121	10,608	14-1
1989-90	17	183,136	10,773	15-2
1990-91	17	185,900	10,935	12-5
<b>Totals</b>	<b>433</b>	<b>4,140,902</b>	<b>9,563</b>	<b>343-90</b>

Treadwell High School, was the *Parade Magazine* National Player of the Year in 1990 after averaging 36.3 points, 10.1 rebounds, 6.2 assists and 3.3 steals a game.

- Hardaway, however, had to sit and watch during the 1990-91 season because he was unable to play due to academic problems. Patiently waiting, Hardaway was struck with tragedy in April of 1991 when he was shot in the foot while being robbed. Hardaway missed summer workouts, but was ready when practice opened on Oct. 15 with the bullet still lodged in his foot. On Oct. 26, the bullet was removed after it had shifted to a spot that was advantageous for removal. Hardaway was back to 100 percent, but still a little rusty after all the missed time.
- The 1990-91 season marked Memphis' last in the Metro Conference as the Tigers prepared to move to the Great Midwest. The Tigers enjoyed 16 successful seasons in the Metro, recording an overall 134-85 mark in conference games. Memphis also collected three regular season crowns and four tournament titles. The year also meant the end of the highly-competitive series with Louisville.
- Later that season, the Tigers closed out 27 years at the Mid-South Coliseum on a sour note by falling to Arkansas State 58-57 in the NIT second round. Memphis compiled a 343-90 (.792) record at the "Roundhouse," including three unbeaten seasons (1981-82, 1984-85, 1985-86). The Memphis athletic department recognized and invited



Andre Turner tracks down a loose ball during the Tigers' 1985 NCAA Final Four game against eventual national champion Villanova.

MEDIA

COACHING STAFF

PLAYERS

2013-14 REVIEW

RECORDS

HISTORY

127

## TIGERS BASKETBALL THROUGH THE YEARS

Anfernee "Penny" Hardaway was a consensus All-America selection and a two-time Great Midwest Conference MVP during his career at Memphis.



back all the players, coaches and administrators that were associated with the program during the Mid-South years, to the final regular season game against Virginia Tech.

- In the fall of 1990, Finch's nephew, David Vaughn, inked with the Tigers. The 6-9 Vaughn, a McDonald's and Parade All-American, was rated one of the top five recruits in the country by some analysts.
- On Nov. 16, 1990, an official press conference was held at the Downtown Athletic Club in Chicago announcing the formation of the Great Midwest Conference. Along with Memphis, the other five charter members were UAB, Cincinnati, DePaul, Marquette and Saint Louis.
- The Memphis basketball took on a new look in 1991-92. Not only was it the beginning of the Hardaway/Vaughn era, but it also marked the first year in the Great Midwest Conference and the inaugural season in The Pyramid. Everything came together at once on Nov. 29, 1991, in the season opener against 20th-ranked DePaul. The game, televised by ESPN, was the first game for Hardaway and Vaughn, the first contest in The Pyramid and the first game between two Great Midwest foes. The Tigers, however, fell in overtime to the Blue Demons 92-89.
- The Tigers struggled early in 1991-92 and carried just an 8-6 record after the first half. But then Hardaway and Vaughn started to click, and Memphis won 10 of its last 13 regular season games, including victories over Vanderbilt, No. 5 ranked Arkansas and No. 21 ranked Tulane. Memphis made it all the way to the championship game of

the inaugural GMC Tournament, before losing to 14th-ranked Cincinnati 69-59. Memphis' season didn't end there, as it earned a trip to the NCAAAs as a No. 6 seed in the Midwest Regional at Milwaukee.

- In the opening round of the 1992 Tournament, the Tigers defeated Pepperdine to setup a second round game with sixth-ranked Arkansas. In a game filled with emotion, Memphis prevailed for the second time when David Vaughn hit the game-winner with five seconds left. Memphis advanced to the Sweet Sixteen and traveled to Kansas City, Mo., to meet Georgia Tech. It looked like the Tigers' season would end when Yellow Jacket center Matt Geiger completed a three-point play with 36 seconds left to give Georgia Tech a 74-70 lead. Memphis, however, kept the faith and its poise as Billy Smith sent the game into overtime with 11 seconds left on a running one-hander. In the extra period, Memphis hit 9-of-10 free throws to propel them to an 83-79 overtime victory. The Tigers were in the Elite Eight, but it was short lived as conference foe Cincinnati ended Memphis' run to the Final Four with an 88-57 win over the Blue and Gray. It marked the fourth time in 1991-92 that the Tigers had lost to the Bearcats.
- Elliot Perry (1987-91) joined an elite club on Feb. 8, 1993, when Memphis retired his jersey in a pregame ceremony. Perry became the sixth Memphis player to be so honored. "He meant a lot to this program, and I'll be forever grateful to the little guy," former U of M coach Larry Finch said. "Everyone in America wanted him, but he stayed here. He's a role model-type individual. Everybody that knew him loved him." Perry graduated in May of 1992 with a degree in marketing.
- On June 11, 1992, Hardaway was named one of eight collegiate standouts selected to train with the 1992 Dream Team. The collegians were brought together to scrimmage the NBA stars from June 22-26 in San Diego to better prepare them for the Olympics in Barcelona. Others named to the squad were: Grant Hill (Duke), Allan Houston (Tennessee), Bobby Hurley (Duke), Jamal Mashburn (Kentucky), Eric Montross (UNC), Rodney Rogers (Wake Forest) and Chris Webber (Michigan).
- Larry Finch reached a milestone on Dec. 21, 1992 against Chaminade in Maui by competing in his 500th game as a player, assistant coach and head coach combined at Memphis.
- Against Georgia State on Jan. 4, 1993, Hardaway registered the school's first-ever triple-double with 21 points, 15 rebounds and a career-high 14 assists. Two nights later in a win over 18th-ranked Vanderbilt, Hardaway

Before a standing room only crowd and an ESPN audience at *Midnight Madness* in 1995, Memphis senior forward Michael Wilson attempts to eclipse the record for the highest dunk.



made it back-to-back triples with 26 points, 12 rebounds and 10 assists.

- On Feb. 6, Memphis upset fourth-ranked Cincinnati 68-66 to record the school's 1,000th all-time basketball victory. The win gave the Tigers a 72-year combined record of 1,000 wins and 644 losses (.608). The NCAA, however, did not recognize Memphis as winning its 1,000th game until it recorded three more victories. The reason for this discrepancy was because the NCAA did not acknowledge Memphis' participation in the 1982, 1983, 1984, 1985 and 1986 NCAA Tournaments where the Tigers compiled a combined 9-5 record because of violations. Therefore, the NCAA showed the Tigers entering the 1993-94 season with an all-time mark of 997-632. The Tigers, however, recognize the games as being played and went on to celebrate their milestone victory.
- Anfernee Hardaway became the highest drafted Memphis player at the time when Golden State picked him as the third player in the first round of the NBA Draft on June 30, 1993. Hardaway, however, was a Warrior for just 20 minutes as Golden State traded him to Orlando for Chris Webber. The Magic also received first round picks in 1996, 1998 and 2000. "He was absolutely spectacular. He impressed everyone in the building and practically everyone within a half-mile," Magic President Dick DeVos said following Hardaway's workout the day before the draft. After the draft, *Boston Globe* writer Bob Ryan said "Shaquille O'Neal and Anfernee Hardaway will be in the '90s what Kareem and Magic were in the '80s."

- Other Hardaway highlights: Was the only player in Division I in 1991-92 and 1992-93, to rank in the top five in his respective conference in points, rebounds, assists, steals and blocked shots ... A two-time Great Midwest Conference MVP ... National Player of the Year finalist for John Wooden, Dr. James Naismith, Adolph Rupp and U.S. Basketball Writers ... Named to six different first team All-American squads ... Voted GMC Player of the Week a conference-record four times his junior year ... His 729 points as a junior were the most ever scored (at the time) in a single-season at Memphis and his 73 three-pointers were also a then new school mark ... Is the only player in Tiger history to score over 700 points, grab more than 200 rebounds, hand out 200-plus assists and collect 70 steals in a single-season ... Scored his 1,000th career point against Tennessee Tech on Jan. 18, 1993, in just his 50th game to become the third fastest to reach that milestone in Tiger history.
- In April of 1993, Larry Finch completed his recruiting class in fine fashion by inking one of the nation's top players in 6-6 Deuce Ford. The 1993 class was ranked as high as No. 2 in the country and was the best under Finch. Ford, Cedric Henderson and Johnny Miller were all rated among the nation's top 30 prospects.
- Memphis made history on Dec. 30, 1993, when it became the first Division I program to televise a men's and women's basketball double-header live. The Lady Tigers hosted



Larry Finch is the University of Memphis' all-time winningest coach, compiling a 220-130 record over the course of 11 seasons from 1986-1997. In the winter of 2000, Finch was honored as the U of M named the Tigers' practice facility for the former player and coach.

MEDIA

COACHING STAFF

PLAYERS

2013-14 REVIEW

RECORDS

HISTORY

128

## TIGERS BASKETBALL THROUGH THE YEARS

Kelly Wise (1998-2002) averaged a double-double over the last two seasons of his career and was named All-Conference USA both years.



nationally-ranked Tennessee at the Pyramid, which preceded the Tigers' game with Georgetown. WPTV-TV in Memphis televised both games.

- On July 1, 1994, Memphis State University officially became The University of Memphis.
- The Tigers left for Australia to play an eight-game basketball tour on July 26, 1994. It marked the first-ever trip overseas for Memphis. The team went 5-3 on the 16-day trip, came closer together as a group and learned a lot about a different part of the world.
- On Mar. 2, 1995, the Tigers captured the 1995 Great Midwest Conference regular season title with a win at Cincinnati. Junior Michael Wilson exploded for 33 points.
- For the second time in his career, David Vaughn hit a last second shot, this time against Purdue, to send Memphis to the Sweet Sixteen. The Tigers went on to Kansas City, where they fell to Arkansas in an overtime heartbreaker 96-91.
- In April of 1995, Memphis became one of the 11 charter members of Conference USA. Other charter members were Charlotte, Cincinnati, DePaul, Louisville, Marquette, Saint Louis, Southern Miss, Tulane, UAB and USF.
- On Aug. 12, 1995, Lorenzen Wright left for Florida to practice with the 1995 World University Games team. Wright and his teammates flew to Japan on Aug. 24 to compete. Wright, a team captain, helped lead the USA to a 7-0 record and a gold medal. Wright was the first player in Tiger history to play in major international competition and win a gold medal.
- Memphis began basketball practice for the 1995-96 season with Midnight

Madness for the second-straight year. A standing-room crowd of 4,000 packed inside Elma Roane Fieldhouse with hundreds of more fans being turned away at the door. The highlight of the evening was Michael Wilson's attempt to break the Vertical Height Dunk Record of 11 feet, seven inches. Wilson attempted a dunk of 11 feet, eight inches and fell about one half inch from successfully making the attempt. ESPN covered Wilson's attempt.

- On Dec. 20, 1995, University of Memphis star Lorenzen Wright was named one of 10 finalists for the prestigious AAU Sullivan Award. Wright made the final cut from 36 nominees and was the only men's college basketball player to make the list. The AAU Sullivan Award is considered the "Oscar" among sports awards.
- On Feb. 20, 1996, Coach Larry Finch won his 200th career game with the Tigers' 91-66 victory over Southern Miss. The win also assured Memphis of a first-round bye in the C-USA Tournament.
- Lorenzen Wright was taken as the seventh overall pick in the 1996 NBA Draft by the Los Angeles Clippers. Wright became just the third Tiger player to be a lottery pick. Wright left Memphis following his sophomore season.
- Michael Wilson, who played for the Tigers from 1994-96, became a member of the Harlem Globetrotters in August of 1996. Wilson, who started being pursued by the Globetrotters that March, is the first Tiger in school history to join the world travelling and entertaining basketball team.
- Following Memphis' win over Southern Miss on January 30, 1997, Larry Finch announced at a press conference that he would be stepping down as head coach at the conclusion of the 1996-97 season. The announcement, carried live by local television stations, marked the end of an 11-year stint as leader of the Tiger program.
- On Mar. 27, 1997, athletic director R.C. Johnson introduced Tic Price as the Tigers' new head men's basketball coach to Memphis boosters and fans. Price came to the Tigers via New Orleans, where he was the head coach for three seasons.
- On June 25, 1997, former Tiger star Cedric Henderson was selected in the second round as the 45th overall pick in the NBA Draft by the Cleveland Cavaliers.
- Rookie Marcus Moody poured in a freshman record 41 points in the Tigers' 80-78 win at Oklahoma on Dec. 13, 1997.
- Memphis clinched the C-USA National Division title with an 89-76 win over Houston in the Tigers' final

regular-season home game Feb. 26, 1998. The victory cinched a first-round bye for Memphis at the Conference USA Tournament, but the Tigers were upset by Southern Miss 85-57 in the quarterfinals played in Cincinnati.


- In March of 1999, Memphis and WMC-AM 790 finalized a three-year agreement for broadcast rights to Tiger football and basketball games. Memphis' game-day broadcasts returned to the station which had aired Tiger athletics for 28-consecutive years.
- On Nov. 14, 1999, Johnny Jones was named the Tigers' interim head coach in wake of Tic Price's sudden resignation that same day. Jones had been the Tigers' associate head coach during Price's two seasons in Memphis.
- Less than a week after Price's resignation, the Tigers were in Lahaina, Maui, Hawaii, preparing for their Nov. 22 season opener against Georgetown at the Maui Invitational. Freshman center Earl Barron set a Maui Invitational record, blocking eight shots in the Tigers' win over Chaminade during the tournament.

### 2000-09

- Teammates, players, fellow coaches, family and friends honored the former Tiger player and coach as the University of Memphis dedicated the Larry O. Finch Recreational Facility Feb. 17, 2000. Keynote speakers of the dedication were Memphis mayor Willie Herenton, Middle Tennessee State athletic director Lee Fowler, who was an assistant coach at Memphis in the 1980s, and UAB athletic director Gene Bartow, who coached Finch and the Tigers to the 1973 NCAA championship game. The who's who of invited guests included Ronnie Robinson, who came to Memphis from Melrose High School with life-long friend and teammate Finch and together led the Tigers to one of the most memorable moments in U of M basketball history. Both players' jerseys have been retired.
- John Calipari was introduced as the Memphis' 16th head coach on Mar. 11, 2000 during a press conference at The Pyramid. The press conference, held just hours after the conclusion of the 2000 OCG Conference USA Tournament, was broadcast live locally on television and radio.
- During an eight-year stint as coach at the University of Massachusetts, John Calipari's biggest rival in the Atlantic 10 Conference was Temple. And, in a nationally-televised game on ESPN, the Owls spoiled Calipari's debut in Memphis, defeating the Tigers 67-62 before a sellout crowd at The Pyramid.
- Memphis junior Kelly Wise set a Thompson-Boling Arena record with

21 rebounds in the Tigers' 86-76 loss at Tennessee Dec. 5, 2000. Later in December, he equaled the mark with 21 boards in a loss at Miami, Fla. Wise's 21 boards were the second-highest game total in Conference USA history. For the year, Wise had 363 rebounds to set a league record.

- Calipari's first season got off to a slow 4-8 start with the Tigers playing six schools which were ranked in the months of November or December. Memphis posted a 7-0 record during the month of January and won eight-straight games at one point. The Tigers, for the first time since becoming a charter member of Conference USA, swept four, two-game series against National Division opponents.
- After advancing to the semifinals of the Conference USA Tournament, the Tigers opened play in the TiVo NIT with a 71-62 win at Utah on Mar. 13, 2001. Utah had won 91 percent of its games (150-14) at home over the last 11 years when the Tigers posted the win. Memphis went on to defeat Detroit 86-71 Mar. 29 in New York City's Madison Square Garden to capture third place at the tournament.
- Memphis held its annual awards banquet April 22 in the Cook Convention Center. Dubbed simply "The Banquet," the evening included Memphis native Isaac Hayes entertaining the 700 guests with two songs. Hayes also presented the team's MVP award to Kelly Wise.
- Junior center Earl Barron's work in the summer paid off as he was named to the 2001 USA Basketball Men's World



Dajuan Wagner hoists the MVP trophy after the Tigers captured the 2002 Owens Corning NIT championship in New York's Madison Square Garden. Memphis defeated South Carolina 72-62 for the title.

MEDIA

COACHING STAFF

PLAYERS

2013-14 REVIEW

RECORDS

HISTORY

129

## TIGERS BASKETBALL THROUGH THE YEARS

### PYRAMID ATTENDANCE

SEASON	GMS	AVG.	TOTAL	NATIONAL RANK	RECORD
1991-92	16	16,142	258,272	8TH	12-4
1992-93	17	15,107	256,822	12TH	14-3
1993-94	16	11,205	179,274	33rd	10-6
1994-95	17	9,765	166,006	—	17-0
1995-96	17	14,235	241,996	16th	16-1
1996-97	15	11,980	179,703	—	11-4
1997-98	15	13,427	201,398	18TH	11-4
1998-99	16	13,913	222,605	20TH	11-5
1999-2000	17	11,974	203,550	25TH	11-6
2000-01	17	17,110	290,864	6TH	12-5
2001-02	21	16,225	340,723	10TH	19-2
2002-03	16	16,643	266,283	7TH	14-2
2003-04	15	15,432	231,481	10th	15-0
<b>Total</b>	<b>215</b>	<b>14,720</b>	<b>3,164,799</b>		<b>173-42</b>

University Games (WUG) Team, which traveled to Beijing, China. Barron averaged 3.3 points and 2.1 rebounds and shot 68.8 percent from the field and made both of his three-point attempts over the course of eight games during the WUGs. Team USA advanced undefeated through pool and quarterfinal play before suffering an 83-82 loss to host China and in the semifinals. Barron had five points, four rebounds and one assist in a tournament-high 15 minutes against a Chinese team which featured future NBA first-round pick Yao Ming. USA rebounded to defeat Germany 80-78 to medal for the 17th-straight time.

- Prior to the 2001-02 season, Memphis coach John Calipari teamed with Philadelphia 76ers and NBA Player of the Year Allen Iverson and Reebok to unveil the first of several new I3 basketball courts which were built throughout Memphis and Shelby County. The first dedicated courts were located near downtown at Foote Homes and Dixie Homes.
- The past, present and future of Memphis basketball was on display October of 2001 as the the Tigers played host to Memphis Madness in the Mid-South Coliseum. Memphis returned to the building which was home for the Tigers from 1964-91 for its annual pre-season celebration. Honored during the evening were members of Memphis' 1957 NIT finalist team, the 1973 NCAA finalist squad, the 1985 NCAA Final Four team and the 1992 NCAA Elite Eight team.
- Before the year ever began, the Memphis announced a sellout of all season tickets on Oct. 28, 2001, for the upcoming season. For a second-straight year, the Tigers set a record for total paid attendance and went over 300,000 in season attendance for the first time in school history, drawing 349,737 in 21 games played at The Pyramid. The 16,654 per-game averaged ranked second in school history only to the previous season's numbers.
- Memphis captured its first postseason title in any intercollegiate sport

as the Tigers won the 2002 Owens Corning NIT championship. Earl Barron scored a career-high 25 points as the Tigers defeated South Carolina 72-62 in the title game played in New York's Madison Square Garden. Dajuan Wagner matched a career-high with 32 points two nights earlier and had the game-winning assist, a pass leading to a dunk by Kelly Wise with 18.6 seconds remaining, as the Tigers posted a 78-77 win over Temple in the tournament's semifinal game.

- Dajuan Wagner was named the MVP of the Owens Corning NIT, averaging 21.4 points over five tournament games. Earl Barron was named to the NIT All-Tournament Team.
- In his lone season as a Memphis Tiger, Wagner scored 762 points to set a Memphis single-season scoring record. He was named honorable mention All-America by Associated Press, Conference USA's Freshman of the Year as well as selected to the league's all-conference team and was an all-district pick by both the United States Basketball Writers Association and the National Association of Basketball Coaches. He was also selected to *The Sporting News* All-Freshman Team. Wagner averaged 21.2 points, 3.6 assists, 2.5 rebounds and 1.2 steals during his rookie season.
- Kelly Wise wrapped up his collegiate career as Conference USA's all-time rebound leader (1,075) as well as one of the top 10 scorers in Memphis history (1,487 points). Wise struggled through the second half of his senior season with a knee injury, but with the senior healthy, the Tigers posted a 26-5 record. He was twice named the C-USA Player of the Week during the season and three times during his career.
- Following its run to the 2002 NIT title, a victory parade was held for the Memphis Tigers on Beale Street April 6, and the Tigers were honored during a post-parade ceremony held in the W.C. Handy Performing Arts Park.
- After missing the first half of the 2002-03 season, Chris Massie made his senior-season debut by scoring 13 points and pulling down 12 rebounds



in the Tigers' 77-74 win over No. 7 Illinois on Dec. 28, 2002. Massie earned All-Conference USA honors, averaging 16.7 points, 10.8 rebounds and shooting 60.2 percent from the field.

- Memphis won for the first time in Fayetteville, defeating Arkansas 72-67 on Jan. 2, 2003. Memphis had lost all of its previous five games played against the Razorbacks in Northwest Arkansas.
- The Tigers gathered at the Calipari home March 16, 2003, to watch the NCAA Selection Show and learn of their postseason fate. The Tigers received a No. 7 seed and were sent to Oklahoma City for a first round game against Arizona State. ESPN was on hand for the selection party and interviewed John Calipari during its SportsCenter broadcast later that evening.
- The 2003-04 Tigers won the program's first conference title since 1995-96 when they captured a share of the Conference USA regular season crown. Memphis posted a 12-4 league mark.
- For the third-straight year, Memphis put together a long winning streak. The Tigers won 11-consecutive games from Jan. 17 through Feb. 24. In 2001-02, Memphis won 10 straight, and the 2002-03 Tigers won 12 straight.
- Memphis closed The Pyramid with an undefeated record at home in 2003-04. The Tigers went 15-0 in their final year in The Pyramid. In the 13-year history of the facility, the Tigers put together an impressive 173-42 record.
- Memphis ranked among the top 10 in the nation in attendance for the fourth-straight year. The Tigers ranked No. 10, averaging 15,432 fans per game at The Pyramid.
- In the final Associated Press poll, Memphis was ranked No. 24, marking the first time since 1985 and 1986 that the Tigers finished in the AP poll in back-to-back years. The 2002-03

Tigers were ranked No. 19 in the final AP poll.

- Memphis earned a second-straight NCAA Tournament bid in 2004. The Tigers were the No. 7 seed in Kansas City, Mo., and defeated South Carolina in the first round. The NCAA Tournament win was the program's first since 1995. In the second round, Memphis fell to No. 2 seed Oklahoma State, which went on to advance to the Final Four.
- Senior Antonio Burks capped a brilliant collegiate career with the C-USA Player of the Year honor. Burks became Memphis' first player of the year honoree since Anfernee Hardaway earned the accolade in 1993 when the Tigers were in the Great Midwest Conference. Burks finished his career with 487 assists and 177 steals, both ranking in the top 10 in Memphis history.
- Sean Banks was named Conference USA's Freshman of the Year, marking the second time in three years that a Tiger took home the honor (Dajuan Wagner in 2002). Banks also earned ESPN.com's National Freshman of the Year accolade, and was a consensus pick National All-Freshman Team pick.
- The Memphis basketball program entered a new era in 2004-05 when the Tigers moved to FedExForum, its new homecourt. The Tigers posted a 16-7 home mark in their first year at FedExForum.
- John Calipari won his 300th game as a collegiate head coach. He joined Roy Williams, Everett Case, Jim Boeheim, Nolan Richardson and Denny Crum as the only head coaches to win 300 games in their first 13 seasons.
- Anthony Rice and Rodney Carney became the 39th and 40th players in Memphis history to reach the 1,000-point milestone.
- Darius Washington Jr. was a consensus National Freshman All-America Team pick. He was also C-USA Freshman of the Year.

MEDIA

COACHING STAFF

PLAYERS

2013-14 REVIEW

RECORDS

HISTORY

130

## TIGERS BASKETBALL THROUGH THE YEARS



- The 2005-06 Memphis squad took its fans on a ride that had not been seen since the early-to-mid 1980s, recording a 33-4 mark, winning a conference title and making a deep run into late March in the NCAA Tournament.
- The Tigers won a school-record 33 games in posting a 33-4 mark in 2005-06. The 33 wins tied NCAA champ Florida for the most victories by any Division I team that season.
- The 2005-06 Memphis squad earned the program's first-ever NCAA Tournament No. 1 seed and advanced to the regional final (Elite Eight) for the first time since 1992.
- The Tigers swept the Conference USA regular season and tournament titles. It was Memphis' second regular season crown in three seasons and the program's first-ever C-USA postseason tournament title.
- Memphis finished the year ranked in the top 10 in both final national polls. The Tigers were No. 4 in the final Associated Press poll and No. 6 in the final ESPN/USA Today poll.
- The 2005-06 Tigers posted the third-longest win streak in school history at 15-straight wins.
- Memphis posted a 19-1 home record in its second year at FedExForum. The 19 home victories were the most by a Tiger team since 1983-84 squad won 20 home contests (20-2 record).
- The Tigers went 10-1 in road games in 2005-06, and Memphis was the last team in the country to lose a road game.
- The Tigers set nine single-season team records, including most points, most three-pointers made, most steals, most blocks and best defensive field goal percentage.
- The Tigers ranked among the NCAA statistical leaders (top 15) in seven different categories, including field goal percentage defense (2nd), won-loss percentage (2nd), scoring margin (5th), blocked shots (8th) and steals (12th).
- Memphis also ranked among the NCAA's top 15 in home attendance in 2005-06. The Tigers were ranked No. 13 with an average of 14,866 fans per game.
- The Tigers swept the Conference USA postseason awards, with John Calipari taking home Coach of the Year honors, Rodney Carney Player of the Year and Shawne Williams Freshman of the Year.
- Rodney Carney and Darius Washington Jr. were selected to the All-Conference USA first team, while Shawne Williams was named to the league's third team.
- Shawne Williams and Chris Douglas-Roberts were named to the Conference USA All-Freshman Team.
- Rodney Carney, Joey Dorsey and Shawne Williams were picked to the Conference USA All-Tournament Team. Williams was tabbed the tournament's MVP.
- John Calipari moved into the No. 6 spot on the NCAA list for most coaching wins in the first 14 seasons with 337 victories.
- Rodney Carney moved into the No. 3 spot on the Memphis all-time scoring chart with 1,901 points. Darius Washington Jr. became the 41st 1,000-point scorer in Memphis history in 2005-06. He finished his career with 1,054 points (No. 34).
- Rodney Carney was a consensus All-America second team pick. He was named to the Associated Press (second team), *Sports Illustrated* (second team), USBWA (second team), NABC (second team), Rivals.com (third team), Collegehoopsnet.com (third team) and Collegeinsider.com All-America squads. He was also picked a Collegeinsider.com Defensive All-America.
- Rodney Carney was finalist for three National Player of the Year honors (Naismith Award, Oscar Robertson Trophy, Adolph F. Rupp Trophy).

### FEDEXFORUM ATTENDANCE

SEASON	GMS	AVG.	TOTAL	NATIONAL RANK	RECORD
2004-05	23	10,552	242,696	—	16-7
2005-06	20	14,866	297,328	13TH	19-1
2006-07	19	14,527	276,014	16th	19-0
2007-08	21	16,748	351,718	10th	20-1
2008-09	20	16,933	338,658	8th	19-1
2009-10	20	16,498	329,968	8TH	17-3
2010-11	19	16,768	318,592	8TH	17-2
2011-12	20	16,234	324,670	11TH	18-2
2012-13	18	16,336	294,044	11TH	17-1
2013-14	18	16,121	290,183	10TH	15-3
<b>Total</b>	<b>198</b>	<b>15,474</b>	<b>3,063,871</b>		<b>177-21</b>

- Darius Washington Jr. was named an Associated Press All-America honorable mention.
- Darius Washington Jr. was a finalist for the Bob Cousy Award, given each year to the nation's top point guard.
- Shawne Williams was a consensus National Freshman All-America pick. He was named to The Sporting News, Collegeinsider.com, Rivals.com and Collegehoopsnet.com National Freshman All-America squads.
- The 2006-07 Tiger squad kept the momentum going from the previous year with another 33-4 overall record. The 33 victories were tied for the third-most in the nation. The 89.2 winning percentage was second in the country, trailing only Ohio State's 89.7 winning percentage.
- Memphis became the second team in Conference USA history to post an undefeated regular season record with a 16-0 mark. The Tigers joined the 1999-2000 Cincinnati team as the only two squads to accomplish the feat.
- The Tigers followed their 16-0 Conference USA regular season with a C-USA Tournament title, becoming the first team in league history to pull off the feat.
- Memphis earned a No. 2 seed in the NCAA Tournament South Region and advanced to the Elite Eight for a second-straight year. It was the first time in school history the Tigers made back-to-back Elite Eights.
- With the No. 2 seed, Memphis made it consecutive years with a No. 1 (2006) and No. 2 seed (2007) for the first time in school history.
- The Tigers put together a school-record 25-game win streak during the 2006-07 campaign. Memphis began its streak on Dec. 23, 2006, with a win over Middle Tennessee and continued it through the NCAA Tournament Sweet 16 victory over Texas A&M on Mar. 22, 2007. The 25-game win streak was the nation's longest in 2006-07.
- After dropping its first two road games in 2006-07, Memphis responded with nine-consecutive road wins to finish the season with a 9-2 mark away from FedExForum.
- The Tigers went undefeated in their home, FedExForum, in 2006-07. Memphis went 19-0 and extended its homecourt win streak to 32 straight, which ended the year as the nation's longest (Tigers will carry that win streak into the 2007-08 season). The undefeated home mark in 2006-07 was only the sixth time since 1970-71 that a Tiger squad accomplished that feat. The 1981-82, 1984-85, 1985-86, 1994-95 and 2003-04 Memphis teams also had undefeated home records.
- Memphis ranked among the NCAA statistical leaders (top 15) in six different categories, including scoring offense (14th), scoring margin (5th), field goal percentage defense (12th), blocked shots (12th), steals (14th) and winning percentage (2nd).
- John Calipari became the second-winningest coach in Tiger basketball history. He also moved into the No. 3 spot on most wins by an NCAA Division I coach in his first 15 years. His 370 wins trail only Roy Williams and Nolan Richardson on that list.



Rodney Carney was a consensus All-America second team pick in 2005-06. The C-USA Player of the Year was also a finalist for three National Player of the Year awards.

MEDIA

COACHING STAFF

PLAYERS

2013-14 REVIEW

RECORDS

HISTORY

131

## TIGERS BASKETBALL THROUGH THE YEARS

### MEMPHIS BASKETBALL ATHLETIC HALL OF FAME INDUCTEES

There are 45 former Tigers basketball players that have been inducted into the University of Memphis Athletic Hall of Fame, which began in 1973. To be eligible, a former Tiger must wait five years since he completed his eligibility. The following is a list of those in the Hall of Fame and year inducted:

Gene Fulghum	1975
Win Wilfong	1976
George Kirk	1978
Lowery Kirk	1979
Larry Finch	1981
Forest Arnold	1982
Frank Snyder	1983
Ronnie Robinson	1984
Skip Wolfe	1986
Mike Butler	1987
Larry Kenon	1988
Dexter Reed	1989
Bob Swander	1991
Bill Cook	1992
Leslie Steele	1992
George Price	1993
Otis Jackson	1993
Wayne Yates	1994
Alvin Wright	1994
Jack Butcher	1995
Phil Hodson	1996
Millard Davis	1996
Coy Creason	1997
Dr. Kenneth Caldwell	1997
Elmore Fortner	1997
Hunter Beckman	1998
Dwight Boyd	1998
Orby Arnold	1999
Keith Lee	1999
Don Holcomb	2000
Fred Horton	2000
Jim Hockaday	2001
Hank McDowell	2001
David Loos	2002
Elliot Perry	2002
Andre Turner	2003
Dr. Steve Ballard	2004
Bobby Parks	2004
Joe Proctor	2005
Billy Smith	2007
Anfernee Hardaway	2008
Cedric Henderson	2008
Phillip "Doom" Haynes	2009
Lorenzen Wright	2009
Rodney Carney	2011

- Joey Dorsey (first team), Chris Douglas-Roberts (first) and Jeremy Hunt (second) all earned All-Conference USA honors. Dorsey was named C-USA Defensive Player of the Year, while Hunt took home the C-USA Sixth Man of the Year award. Dorsey and Antonio Anderson earned C-USA All-Defensive Team honors.
- Chris Douglas-Roberts was named the C-USA Tournament MVP, and Antonio Anderson and Joey Dorsey were named to the C-USA All-Tournament Team.
- Chris Douglas-Roberts was named Associated Press All-America honorable mention.

- Joey Dorsey earned a spot on the U.S. team that played in the 2007 Pan American Games in Brazil. Team USA placed fifth with a 3-2 record.

### 2007-08 THE YEAR OF THE TIGERS

- Memphis posted a 38-2 overall record in 2007-08, and the 38 wins are the most in a single season in NCAA Division I history.
- The 38 wins made head coach John Calipari the winningest coach for a single season in NCAA Division I history.
- With their 38 wins in 2007-08, the Tigers completed a three-year span (2006-08) with a 104-10 overall record. The 104 wins are tied for the most in a three-year span in NCAA Division I history (Kentucky won 104 from 1996-98).
- The 104 wins made head coach John Calipari the winningest coach for a three-year period in NCAA Division I history (previous best was Rupp's 102 wins from 1947-49).
- Memphis advanced to the NCAA championship game, the school's first since 1973.
- The Tigers' 2008 NCAA Final Four appearance was the school's first since 1985.
- Memphis won the 2008 NCAA Tournament South Region championship.
- The Tigers were ranked in all 19 regular season polls, continuing the streak of 58-straight weeks in the national polls (2006-08). Memphis was tied with UCLA for the longest streak in the nation at the time.
- The Tigers jumped up to the top spot in both national polls in mid-January. It was the first No. 1 national ranking for the program since the 1982-83 season.
- Memphis was ranked No. 1 for five-straight weeks, the longest time in the polls' top spot in school history.
- The Tigers were ranked No. 1 or No. 2 in the national polls for 16-straight weeks, the longest streak in school history.
- Memphis put together a 26-game win streak, at the time the longest in school history, breaking the previous mark of 25-consecutive wins by the 2006-07 Tiger squad.
- The 26-0 start was the best in school and Conference USA history.
- The Tigers went 10-0 in road games in 2007-08, marking the first time since 1960-61 (7-0 road mark) that Memphis went unbeaten in games away from home. Memphis finished 2007-08 with a road win streak of 19 games, dating back to the 2006-07 campaign.

Joey Dorsey cut down the nets following the Tigers' NCAA Tournament South Region title win over Texas. Dorsey, who was named to the NCAA All-South Region Team, had 11 points and 12 rebounds vs. the Longhorns. Dorsey finished his career as the winningest senior class in Memphis basketball history with 126 victories, which was eclipsed a year later.



- Memphis won the Conference USA Tournament championship for the third-straight year.
- The Tigers won Conference USA regular season crown third-straight year for the third-consecutive season.
- Memphis went 16-0 in Conference USA regular season play for the second-straight undefeated run in league play.
- The Tigers ran their C-USA regular season win streak to 33 straight. The streak continues into the 2008-09 season.
- Memphis' overall C-USA win streak — including tournaments — reached 42-straight with its 16-0 regular season mark and a sweep in the postseason tournament. The streak continues into the 2008-09 campaign.
- With their 26-0 streak to start 2007-08, the Tigers extended their regular season win streak to 45 straight. The streak was the eighth-longest streak in NCAA Division I history. The streak stretched from Dec. 23, 2006, versus Middle Tennessee through Feb. 20, 2008, against Tulane.
- Memphis extended its homecourt win streak to 47 games, the longest in school history. The streak began on Jan. 4, 2006 against Middle Tennessee and ran through Feb. 13, 2008, versus Houston.

- John Calipari became only the second coach in NCAA Division I history to win 400 or more games in the first 16 years as a collegiate head coach. Roy Williams is the other to reach that milestone in that amount of time.
- John Calipari was named Naismith National Coach of the Year for the second time in collegiate career. He also received the honor at UMass in 1996.
- John Calipari is only second coach to receive the Naismith National Coach of the Year multiple times since the award's inception in 1987. Duke's Mike Krzyzewski is a three-time Naismith Award recipient.
- Chris Douglas-Roberts was program's first consensus All-America first team pick since 1993 when Anfernee Hardaway was a consensus selection.
- Chris Douglas-Roberts was a finalist for three National Player of the Year awards. The junior was up for the Wooden Award, Naismith Award and Oscar Robertson Trophy.
- Derrick Rose was a consensus National Freshman All-America Team pick.
- Derrick Rose was a finalist for the Bob Cousy Award, given to the nation's top point guard.
- The Tigers swept the Conference USA postseason awards with John Calipari earning Coach of the Year, Chris Douglas-Roberts Player of the Year, Derrick Rose Freshman of the Year and Joey Dorsey Defensive Player of the Year
- Joey Dorsey, Chris Douglas-Roberts and Derrick Rose were named to the NCAA Tournament All-South Region Team. Rose was selected the region's MVP.
- Chris Douglas-Roberts and Derrick Rose were named to the NCAA All-Final Four Team.

\*\* — 2007-08 season vacated by NCAA

### 2008-09 NCAA RECORD-SETTERS

- The 2008-09 Memphis senior class — Antonio Anderson, Robert Dozier and Chance McGrady — left as the winningest four-year class in NCAA Division I history. The 2008-09 Tiger seniors finished their careers with a 137-14 record. The 137 wins surpassed the previous mark of 133 by the Duke four-year class from 1998-2001.
- The 2008-09 Tiger senior class also became the first in NCAA Division history to have four-straight 30-win seasons. During that four-year span, Memphis posted records of 33-4 in 2005-06, 2006-07 and 2008-09 and 38-2 in 2007-08.
- The 2008-09 senior trio became the winningest four-year class in Tiger basketball history with 137 victories. The previous record was 126 wins by the 2007-08 senior class (Joey Dorsey).

MEDIA

COACHING STAFF

PLAYERS

2013-14 REVIEW

RECORDS

HISTORY

132

## TIGERS BASKETBALL THROUGH THE YEARS

- The Tigers put together a school-record 27-game win streak. Memphis began the streak just before Christmas of 2008, and did not drop another contest until the NCAA Tournament Sweet Sixteen.
- The 27-game win streak was the third year in a row that the Tigers had a winning streak of 25 or more games.
- For the third-consecutive year, Memphis had the longest win streak in the nation. In 2006-07, the Tigers had a 25-game win streak, and in 2007-08, Memphis put together a 26-game win streak.
- The Tigers extended their Conference USA overall win streak to 61 straight and their regular season win streak to 49 straight. Both were the second-longest in college basketball history. The last time Memphis dropped a conference game was Mar. 2, 2006, at UAB.
- For a fourth-straight year, Memphis swept the Conference USA regular season and tournament titles. The Tigers became the fourth program in NCAA Division I history to sweep four-consecutive league regular season and tournament crowns, joining N.C. State (1945-50), UMass (1992-96) and Gonzaga (2004-07).
- The Tigers posted a perfect 16-0 league record in the regular season for a third-consecutive season.
- John Calipari was named National Coach of the Year by *Sports Illustrated*. He also earned the Jim Phelan Award, which is collegeinsider.com's National Coach of the Year honor.



A new era in Tigers basketball began on Apr. 7, 2009, when Josh Pastner was introduced at a packed press conference as the 17th head coach in the program's history. Pastner, who had served as an assistant for the 2008-09 season, won an NCAA title during his collegiate playing days at Arizona, where he learned the game from Hall of Famer Lute Olson.

- Tyreke Evans became the first player in Tiger hoops history to earn consensus National Freshman of the Year honors. Evans was named National Freshman of the Year by ESPN.com, U.S. Basketball Writers Association (USBWA), *The Sporting News*, CBSSports.com, FoxSports.com, Rivals.com, collegeinsider.com, CollegeHoops.net and NasmithLives.com
- Antonio Anderson became only the second player in Tiger history to record a triple-double. Anderson had 12 points, 10 boards and 13 assists. The other player to record a triple-double was Anfernee "Penny" Hardaway in the 1992-93 campaign, and he did so in back-to-back games.
- Antonio Anderson finished his career as the only player in Memphis basketball history to have 1,000 points, 500 rebound and 500 assists in a career.
- Robert Dozier finished his career as one of six players in school history to have 1,000 points and 900 rebounds.
- On Apr. 7, 2009, a new era in Tiger basketball started when Josh Pastner was hired as the 17th head coach in school history. When the 2009-10 basketball season starts, Pastner will be the third-youngest head coach at the NCAA Division I level.

### 2010-13

- The Josh Pastner era tipped off on Nov. 13, 2009, with an 82-53 win over Jackson State at FedExForum. The Tigers posted a 17-3 record on their homecourt in 2009-10.
- A month before Josh Pastner earned his first win, the Tigers hosted the program's most memorable Memphis Madness ever. Nearly 19,000 attended the event, and the doors had to be closed by order of the fire marshal. It was estimated that 2,000-3,000 were still outside when the doors closed.
- Before he even coached his first collegiate game, Josh Pastner signed the nation's No. 1 recruiting class during the early signing period in November 2009. Pastner and his staff had seven recruits sign to wear the Blue and Gray.
- The Tigers finished 2009-10 with a 24-10 overall record and a 13-3 Conference USA mark. It was Memphis' 10th-straight year with 20 or more victories, and also the fifth-consecutive season of 13 or more wins in league play.
- Memphis earned a berth to the National Invitation Tournament (NIT), marking the 10th-straight year the Tigers made the postseason.
- Memphis reached a milestone in the program's short time in its new home, FedExForum, in 2009-10. In only the sixth year playing at FedExForum, the Tigers posted their 100th win on their

Senior Doneal Mack brought tears to the Tiger faithful when he exited play at FedExForum in the 2009-10 regular season finale versus Tulsa on Mar. 6, 2010. En route to the bench, Mack bent down and kissed the Tiger logo at midcourt. Memphis basketball experts believe Mack is the first player in school history to leave the court in that manner on "Senior Day."



homecourt with an 87-57 victory over Southeast Missouri State on Dec. 22, 2009. At the end of the 2009-10 campaign, Memphis had a 110-13 home record at FedExForum.

- The Tiger program won its 1,400th game during the 2009-10 campaign. Win No. 1,400 came when Memphis posted a 93-86 victory the Golden Hurricane in Tulsa.
- Josh Pastner's 24 wins are the third-most by a Tiger first-year head coach. Larry Finch holds the school mark for wins by a first-year head coach at 26 in 1986-87 (26-8 record). Eugene Lambert had 25 wins in his initial year in 1951-52.
- Josh Pastner's 24 wins were the third-most by a first-year head coach nationally in 2009-10. VCU's Shaka Smart (27 wins) and Xavier's Chris Mack (26) were the country's only first-year head coaches with more wins.
- Josh Pastner was named Conference USA Coach of the Year by *The Sporting News* and collegeinsider.com.
- The 2009-10 senior class of Willie Kemp and Doneal Mack completed its four years with 128 wins (128-20 record), the second-most in Tiger history. The 128 victories were also the eighth-most in NCAA Division I history for a four-year class.
- Elliot Williams and Wesley Witherpoon earned All-Conference USA honors. Williams, the C-USA Newcomer of the Year, also received All-District recognition from the NABC and USBWA.
- Doneal Mack became the 46th player in Tiger hoops history to reach 1,000 points in a career. The Charlotte, N.C., native reached the milestone in the Jan. 13, 2010, win over East Carolina. He finished his career in the No. 27 spot on the career scoring chart with 1,191 points.
- Doneal Mack finished his career in the No. 3 spot on the all-time three-pointers made list with 239 treys.
- Doneal Mack had the most memorable "Senior Day" salute in school history. Near the end of the 75-53 home win over Tulsa, Mack came out of the contest to a standing ovation. As he walked to the bench, Mack bent down and kissed the Tiger logo at midcourt. Memphis hoops experts said that is the first time a Tiger senior exited the court in that manner in school history.
- Elliot Williams finished his sophomore campaign with 610 points. It was the second-highest scoring total for a sophomore in school history. Elliot Perry's 620 points in 1988-89 are the most by a sophomore in school history.
- In his second season at the helm of the program, head coach Josh Pastner guided the Tigers to a 25-10 overall record, a 10-6 Conference USA mark and an NCAA Tournament appearance. It was the 11th-straight, 20-win campaign and also the 11th-consecutive postseason tournament for Memphis, both school-record streaks.
- Memphis won its fifth Conference USA Tournament championship in the last six years with a thrilling 67-66 victory over UTEP in the title game on the Miners' home floor in El Paso, Texas. It was the first time since 1987 the Tigers won a conference tournament championship outside the city limits of Memphis (1987 Metro Tournament crown in Louisville, Ky.)
- In claiming the C-USA Tournament crown, the Tigers earned the league's automatic bid to the 2011 NCAA Tournament. It was the program's 23rd NCAA Tournament berth. The Tigers were the West Region's No. 12 seed and played the No. 5 seed Arizona Wildcats. Arizona posted a hard-fought 77-75 win over Memphis.

MEDIA

COACHING STAFF

PLAYERS

2013-14 REVIEW

RECORDS

HISTORY

133

## TIGERS BASKETBALL THROUGH THE YEARS

The Tigers celebrated the 2011 Conference USA Tournament title after their thrilling, come-from-behind 67-66 win over UTEP. It was Memphis' first conference tournament crown won outside the Bluff City limits since 1987. Joe Jackson, who was named the tournament's MVP, hit the game-winning free throws with :07.8 on the clock.



MEDIA

COACHING STAFF

PLAYERS

2013-14 REVIEW

RECORDS

HISTORY

134

- Memphis entered the 2010-11 season ranked No. 19 in both preseason national polls. The Tigers remained in the polls the first nine weeks of the regular season, climbing as high as No. 13.
- The Tigers were the seventh-youngest team in the nation (346 NCAA Division I programs), according to kenpom.com. Memphis was the youngest team in the 2011 NCAA Tournament.
- Memphis played 19 single-digit outcome games in 2010-11, the second-most for a season in school history (20 in 1986-87). The Tigers had a 16-3 record (.842 winning percentage) in those contests. The 16 single-digit wins are the most for a single season in school history.
- In games decided by five or fewer points, Memphis had a 13-2 record (.867 winning percentage).
- The 2010-11 Tigers posted the largest comeback in 40 seasons when they fought back from an 18-point deficit for a thrilling 76-75 win over Southern Miss in Hattiesburg. Memphis trailed 29-11 with 7:46 left in the first half, but the Tigers secured the win when Charles Carmouche hit a game-winning three-pointer with :01.2 left.
- Will Barton and Tarik Black both were named to the Conference USA All-Freshman Team. Barton was also selected to the All-C-USA third team.
- With his outstanding performance in El Paso, freshman Joe Jackson was named the Conference USA Tournament MVP. Jackson, who averaged 16.5 points in the tourney's three games, hit the game-winning free throws with :07.8 left.
- The C-USA Tournament title was Memphis' fifth, setting the record for most tournament titles in the league's history. Entering the 2011 tournament, Memphis was tied with

Cincinnati for the most C-USA Tournament titles with four apiece.

- Josh Pastner finished his first two years as head coach with 49 wins (49-20 record). The 49 victories were the most for a Memphis head coach in his first two seasons.
- The Tigers finished the 2010-11 campaign ranked in the top-10 nationally for attendance for the fourth-consecutive year. Memphis' average attendance of 16,768 was eighth in the country in 2010-11.
- After the 2010-11 campaign, the Tigers hoops family suffered a great loss with the passing of former head coach and All-American Larry Finch. The Memphis, Tenn., native died of natural causes on Apr. 2, 2011. Finch is the program's fourth all-time leading scorer with 1,869 points. He coached his alma mater from 1987-97, compiling a 220-130 record and directing the Tigers to six NCAA Tournament appearances. In his 11 seasons, Finch produced 10 1,000-point scorers and seven NBA Draft selections.
- During the summer of 2011, Joe Jackson played on USA Basketball's U19 team in the FIBA World Championships in Latvia. Jackson averaged 11.6 points, 4.1 assists and 3.0 rebounds in helping lead Team USA to a fifth-place finish.
- In head coach Josh Pastner's third season in 2011-12, the Tigers posted a 26-9 overall record and a 13-3 Conference USA mark and earned an NCAA Tournament appearance. It was the 12th-straight, 20-win campaign and also the 12th-consecutive postseason tournament for Memphis, both school-record streaks.
- Memphis swept the Conference USA regular-season and tournament titles for the fifth time in the last seven seasons. The Tigers took the regular-season crown in come-from-behind

fashion, overcoming a one-game deficit to win the title by two games in the final two weeks of regular-season play. Memphis won its sixth C-USA Tournament championship by steamrolling through the three rounds. The Tigers won their three tourney contests by an average of 25.0 points per game.

- In claiming the C-USA Tournament crown, the Tigers earned the league's automatic bid to the 2012 NCAA Tournament. It was the program's 24th NCAA Tournament berth. The Tigers were the West Region's No. 8 seed and played the No. 9 seed Saint Louis Billikens. Saint Louis won the second-round match-up 61-54.
- Memphis entered the 2011-12 season ranked No. 11 in the Associated Press poll and No. 9 in the ESPN/USA Today coaches poll. The Tigers remained in the polls the first four weeks of the regular season, climbing as high as No. 8.
- During the 2011-12 season, the Tigers wore a 21 patch on their jerseys in memory of former head coach and All-American Larry Finch, who passed away earlier in 2011. Finch wore jersey No. 21 during his collegiate playing career. His jersey was retired on Nov. 30, 1974, and is one of eight retired jerseys hanging in the rafters at FedExForum.
- In the 2011-12 season opener, Memphis went "retro" with its uniforms, wearing replicas of the 1972-73 team's uniforms (minus the tight shorts). The 1972-73 squad advanced to the program's first NCAA title game.
- In less than a year, the Memphis basketball family suffered another loss when former head coach Gene Bartow passed away. He died on Jan. 3, 2012, after a long battle with cancer.
- Four days later on Jan. 7, 2012, Memphis played at UAB in the third-annual Bartow Classic. In an emotion-packed night, a video was played at halftime honoring Bartow. A GB patch was added to the Memphis players' jerseys for the contest and was worn the remainder of the season.
- Will Barton was named the 2011-12 Conference USA Player of the Year. He was the fourth Tiger to earn the league's top honor, joining Antonio Burks (2004), Rodney Carney (2006) and Chris Douglas-Roberts (2008) in that group.
- Will Barton was an All-C-USA first team pick, while Tarik Black was a second team selection and Chris Crawford a third teamer. Black was also named to the C-USA All-Defensive Team.
- Joe Jackson became the first player in Conference USA history to win back-to-back league tournament MVP honors (2011, 2012). Jackson was joined on the C-USA All-Tournament Team by Will Barton and Tarik Black.
- Will Barton was named to the All-America third team by CBSports.com. He also received postseason honors from the U.S. Basketball Writers Association (USBWA All-District IV) and National Basketball Coaches Association (NABC All-District 11 first team).
- Josh Pastner finished his first three years as head coach with 75 wins (75-29 record). The 75 victories were the most for a Memphis head coach in his first three seasons.
- The Tigers finished the 2011-12 campaign ranked in the top-20 nationally for attendance for the seventh-consecutive year. Memphis' average attendance of 16,234 was 11th in the country in 2011-12.
- After the 2011-12 campaign, Will Barton declared for the 2012 NBA Draft, while Adonis Thomas decided to return to school for his sophomore season in 2012-13.
- Will Barton was the No. 40 overall pick of the 2012 NBA Draft. The Portland Trail Blazers selected Barton and signed him to a three-year contract.
- Incoming freshman Shaq Goodwin played for Team USA in the FIBA Americas U18 Championship in Sao Sebastião do Paraíso, Brazil, in June. Goodwin helped lead the U.S. to the gold medal with a perfect 5-0 record.
- In the opening-game win over the U.S. Virgin Islands, Shaq Goodwin scored 30 points on 12-of-12 field goals and 6-of-6 free throws. Goodwin's 30-point performance was the third highest single-game scoring effort in USA Basketball U18 Championship history. His 12-of-12 shooting set a U.S. mark for highest field goal percentage in a U18 game.
- Shaq Goodwin finished the U18 Championship with a 12.4 scoring average and a 4.8 rebounding mark. He was the team's third-leading scorer and fourth-leading rebounder.
- The 2012-13 season was the Tigers' final one in Conference USA, and Memphis went out with a bang. The Tigers swept the Conference USA regular-season and tournament titles. Memphis won the regular-season crown with a perfect 16-0 league record.
- The C-USA championships sweep was the Tigers' sixth in the last eight seasons. The 16-0 conference record was the fourth time in the last seven seasons that Memphis went unbeaten in league play.
- The Tigers posted a 31-5 overall record in 2012-13. The 30-win campaign was Memphis' sixth in school history and fifth in the last eight seasons. The 31 wins were the fifth-most for a single season in the program's history.

## TIGERS BASKETBALL THROUGH THE YEARS

- With their C-USA Tournament crown, the Tigers earned the league's automatic bid to the 2013 NCAA Tournament. It was the program's 25th NCAA Tournament berth. The Tigers were the Midwest Region's No. 6 seed and played the No. 11 seed Saint Mary's Gaels. Memphis defeated Saint Mary's 54-52 for the program's first NCAA Tournament win since 2009. It also was Josh Pastner's first NCAA Tournament victory as the Tigers head coach.
- Memphis closed the 2012-13 campaign ranked in both national polls. The Tigers were ranked No. 19 in the Associated Press poll and No. 18 in the ESPN/USA Today coaches poll. It was the first time since 2009 that Memphis finished a season ranked in the final polls.
- Memphis put together an 18-game win streak during the season. The 18-game win streak was the fifth-longest in school history.
- Josh Pastner won his 100th game as the Memphis head coach in 2012-13. Pastner's 100th win came on Mar. 2, 2013, in the Tigers' 76-67 road win at UCF.
- Josh Pastner became the only head coach in Tigers history to win 100 games in his first four seasons.
- Joe Jackson was named the C-USA Player of the Year. He was the fifth Tiger to earn the league's top honor, along with former standouts Antonio Burks (2004), Rodney Carney (2006), Chris Douglas-Roberts (2008) and Will Barton (2012).
- D.J. Stephens was named C-USA's Defensive Player of the Year, and Chris Crawford was selected the league's Sixth Man of the Year.
- Joe Jackson was a All-C-USA first team pick, and Geron Johnson, D.J. Stephens and Adonis Thomas all were third team selections.
- Chris Crawford was named the C-USA Tournament MVP and was joined on the C-USA All-Tournament Team by D.J. Stephens and Adonis Thomas.
- Chris Crawford had a C-USA Tournament for the ages, hitting a league tournament record 19 three-pointers in three games.
- Memphis finished the 2012-13 campaign ranked among college basketball's top-20 in attendance for the eighth-straight season. The Tigers' average attendance of 16,336 ranked 11th in the nation in 2012-13.
- Following the 2012-13 season, Adonis Thomas declared for the 2013 NBA Draft.
- On July 1, 2013, Memphis became a charter member of the American Athletic Conference.
- Memphis tipped off 2013-14 season as a member of the American Athletic Conference Nov. 14, 2013, with a 95-69 win over Austin Peay.
- The 2013-14 season also was the Tigers' 10th at FedExForum. Memphis opened its 10th season at FedExForum with a new playing court. The court design included a larger leaping

Tiger logo at midcourt along with a stained image of the city's skyline.

- Memphis won the Old Spice Classic crown with a 73-68 win over No. 5 Oklahoma State in Orlando, Fla. It was the Tigers' first in-season tournament title since 2007-08 (bracketed format).
- The win over the Cowboys was the program's first over a top-five team since the Tigers defeated No. 3 UCLA in the 2008 NCAA Final Four.
- In the Dec. 13, 2013, win over UALR, Chris Crawford became the 49th player in school history to reach 1,000 points for his career. Despite playing the game on a sprained ankle, Crawford eclipsed the 1,000-point milestone on a three-pointer.
- Memphis opened its inaugural American Athletic Conference season with an 88-73 win at USF Dec. 31, 2013. Prior to the contest, team captains and athletics administration from both schools met at halftime for a special ball presentation.
- The Tigers hosted their first American Athletic Conference game Jan. 4, 2014, when they welcomed longtime rival Cincinnati to FedExForum. The Bearcats spoiled Memphis' conference home opener with a 69-53 win.
- At the Jan. 4, 2014, Cincinnati game, Memphis became only the fifth school at the NCAA Division I level to reach the 4-million home attendance mark in the 21st century. Memphis joined Kentucky, Louisville, North Carolina and Syracuse as the only programs to hit the 4-million home attendance mark in the 21st century.
- The Tigers won the program's 1,500th game in grand fashion with a 73-67 upset victory over No. 12 Louisville at the KFC Yum! Center. Memphis' all-time record following the 2013-14 season stood at 1,513-854-1.
- In early February, Memphis welcomed ESPN Gameday to FedExForum for a third time. ESPN Gameday broadcasted from the floor of FedExForum during the morning of Feb. 8, 2014, and later that night, the Tigers pulled out a thrilling, come-from-behind win over Gonzaga (60-54). A Joe Jackson (6-foot-1) block of the Bulldogs 7-foot center triggered a Tigers' spurt that carried the home team to victory.
- During halftime of the Feb. 8 contest, the 1972-73 Tigers were honored. That Memphis squad was the first to reach the NCAA championship game.
- The Tigers' 82-79 overtime win over Temple Feb. 22, 2014, was their 10th conference victory of the season. It marked the ninth-straight season Memphis won 10 or more league games.
- Memphis defeated No. 7 Louisville 72-66 Mar. 1, 2014, to sweep the season series from the Cardinals. It was the first time the Tigers defeated their longtime rival twice in a season since 1996-97.
- During halftime of the Mar. 1 Louisville game, former Tigers standout Larry Kenon had his number retired (No. 35). It is the ninth number in Tigers history to be retired, and it will hang in FedExForum's rafters.
- On "Senior Day," Tiger Nation said goodbye to seven seniors in Chris Crawford, Michael Dixon Jr., Trey Draper, Joe Jackson, Geron Johnson, David Pellom and Hippolyte Tsafack. Memphis posted a 67-58 win over SMU in the seniors' home finale.
- The Tigers hosted the inaugural American Athletic Conference Tournament at FedExForum Mar. 12-15, 2014.
- Prior to the tournament's tip-off, some Tigers were honored. Freshman Austin Nichols was named The American's Rookie of the Year and senior Michael Dixon Jr. was honored as the league's Sixth Man of the Year. Dixon Jr. became the first player in NCAA Division I history (high-major) to earn Sixth Man of the Year awards in two different conferences (Big 12 in 2011-12; The American in 2013-14). Shaq Goodwin and Joe Jackson were named to the All-American Athletic Conference second team.
- The Tigers earned an NCAA Tournament berth for a fourth-consecutive season. Memphis advanced to the third round for the second-straight season.
- Memphis finished 2013-14 with a 24-10 overall record, marking the 14th-consecutive, 20-win campaign.
- Head coach Josh Pastner improved his record to 130-44 in his first five seasons. His 130 victories are the seventh-most by an NCAA Division I head coach in the first five seasons.
- The 2013-14 Memphis squad was the first since 2007-08 to be ranked the entire regular season. The Tigers appeared in all 18 regular-season polls.



Will Barton, seen here sporting a 1972-73 Memphis replica uniform, was the 2011-12 Conference USA Player of the Year and an NBA Draft second-round pick of the Portland Trail Blazers.

MEDIA

COACHING STAFF

PLAYERS

2013-14 REVIEW

RECORDS

HISTORY

135

**YOUR LEGACY IS ON THE LINE.  
YOUR POWERS ARE ABOUT TO FACE  
THE ULTIMATE TEST.  
YOUR FATE RESTS IN YOUR HANDS:  
COME HOME WITH THE TITLE, OR BE  
LOST TO HISTORY.**

**BECOME IMMORTAL.**



**NIKE.COM/BASKETBALL**