

REAL MEMPHIS FOOTBALL



GAME 12
NOV. 28, 2015

SMU vs MEMPHIS
LIBERTY BOWL MEMORIAL STADIUM

REAL MEMPHIS FOOTBALL

SATURDAY, NOV. 28
11:00 AM CT/ESPNNews

LIBERTY BOWL
MEMPHIS, TENN.

MEMPHIS
Tigers **8-3**
4-3 THE AMERICAN



SMU
Mustangs **2-9**
1-6 THE AMERICAN

LAST GAME

November 21, 2015 - Philadelphia, Pa.

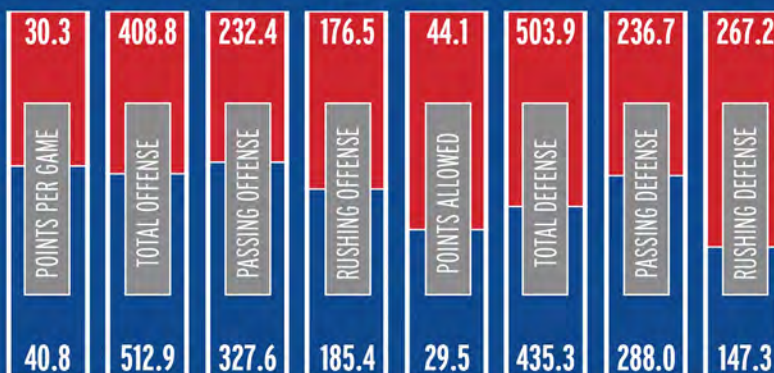


12-31

SERIES RECORD

4-3

MEMPHIS SMU
Series tied 2-2 in Memphis



LAST GAME

November 21, 2015 - Dallas, Texas



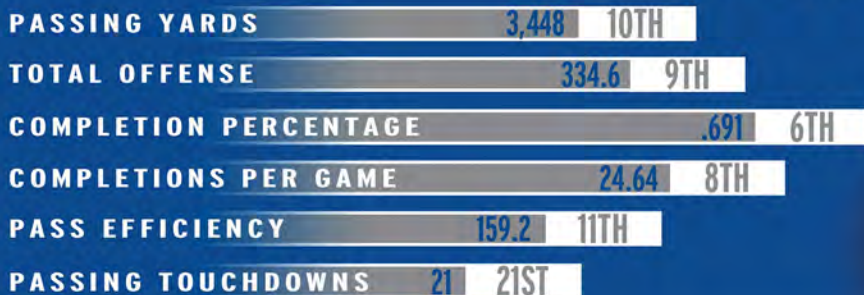
49-21

LAST MEETING

48-10

MEMPHIS WINS AT SMU
October 25, 2014 - Dallas, Texas

STAT COMPARISON



PAXTON LYNCH NATIONAL RANKINGS



NCAA TOP 10 FEWEST INTERCEPTIONS

MOST MEMPHIS WINS IN A SEASON



JUNIOR QB
Paxton Lynch

Memphis FOOTBALL™

SMU MUSTANGS (2-9, 1-6) vs MEMPHIS TIGERS (8-3, 4-3)

SATURDAY, NOV. 28, 2015 ▶ 11:00 AM (CT) ▶ LIBERTY BOWL ▶ MEMPHIS, TENN. ▶ ESPNNEWS



SMU SUMMARY

2015 Overall Record..... 2-9
American Athletic Conference..... 1-6
Current Streak Won 1
Last Result SMU 49, Tulane 21
Head Coach Chad Morris
Alma Mater..... Texas A&M, 1992
Career Record 2-9 (.182) • 1 Season

SMU 2015 SCHEDULE

Sept. 4	Baylor	L, 56-21
Sept. 12	North Texas	W, 31-13
Sept. 19	at TCU	L, 56-37
Sept. 26	James Madison	L, 48-45
Oct. 3	^East Carolina	L, 49-23
Oct. 8	^at Houston	L, 49-28
Oct. 24	^at USF	L, 38-14
Oct. 31	^Tulsa	L, 40-31
Nov. 6	^Temple	L, 60-40
Nov. 14	^at Navy	L, 55-14
Nov. 21	^Tulane	W, 49-21
Nov. 28	^at Memphis	11:00 a.m.

^Denotes American Athletic Conference game. Times CT.

SMU COMMUNICATIONS

Football Contact..... Brad Sutton
Office Number (214) 768-1651
Cell Number (214) 914-8705
Email Address bsutton@smu.edu
Secondary Contact..... Herman Hudson
Cell Number (214) 924-0358
Email Address hermanh@smu.edu
Twitter @smumustangs, @SMU_Football



MEMPHIS SUMMARY

2015 Overall Record..... 8-3
American Athletic Conference 4-3
Current Streak Loss 3
Last Result Temple 31, Memphis 12
Head Coach Justin Fuente
Alma Mater..... Murray State, 1999
Career Record..... 25-23 (.521) • 4 Seasons

MEMPHIS STORY LINES

- ▶ In his fourth season, UofM head coach **Justin Fuente** has turned around a program which was 5-31 in the three seasons prior to his arrival in 2012. — **Page 2**
- ▶ Memphis will honor its 14-member senior class prior to Saturday's game. — **Page 5**
- ▶ Memphis will close out the regular season at home for the third time in four seasons under Fuente. — **Page 6**
- ▶ After holding Temple to 0-for-3 on fourth down plays, Memphis ranks second in 4th Down Defense. — **Page 6**
- ▶ Memphis needs 23 more points to set a program record for points in a season. — **Page 7**
- ▶ QB **Paxton Lynch** has passed for a school, season record 3,448 yards in 2015. — **Page 8**
- ▶ TE **Alan Cross** is one of 10 semi-finalists for the Bursworth Trophy. — **Page 9**
- ▶ Memphis has gone 227 games now without returning a kickoff for a touchdown. — **Page 10**
- ▶ With 119 points scored, PK **Jake Elliott** is one of three Memphis players to score 100+ points in multiple seasons during a playing career. — **Page 11**
- ▶ This week's depth chart. — **Page 15**

FOLLOW THE GAME

TV: ESPNNEWS

Play-by-Play..... Mike Couzens
Analyst Cole Cubelic
Follow @MikeCouzens, @colecubelic

RADIO: MEMPHIS TIGERS NETWORK

Play-by-Play..... Dave Woloshin
Analyst Jarvis Greer
Sideline..... Matt Dillon
Flagship: AM 600 WREC Memphis
Affiliates: WJAK-AM 1460 Jackson, Tenn.
WJAK-FM 96.1 Jackson, Tenn.
WNQM-AM 1300 Nashville, Tenn.
Online: GoTigersGo.com All-Access

TWITTER: #GoTigersGo #RealMemphisFootball

Official Account..... @TigersAthletics
Updated News & In-Game Posts @TigersMedia
More Football-Centric Posts @MemphisFB

AGGREGATOR: SOCIAL MEDIA CONTENT

Facebook..... /MemphisTigers
Instagram @MemphisAthletics
YouTube..... /SIDMemphis

CONTACT US: ATHLETICS COMMUNICATIONS

Football Contact..... Ron Mears
Office Number (901) 678-2397
Mobile Number (832) 969-1310
Email Address rmears@memphis.edu
Secondary FB Contact..... Tammy DeGroff
Office Number (901) 678-5787
Mobile Number (901) 734-1504
Email Address tdegroff@memphis.edu
Multi-Media Gary Paczesny
Office Number (901) 678-4640
Mobile Number (574) 210-4962
Email Address gpaczesny@memphis.edu
Follow: @BigCat_Memphis
@tdegroff
@GaryPaczesny

MEMPHIS TIGERS SCHEDULE & RESULTS (8-3, 4-3)

Date	Opponent	Location	Stadium	Broadcast	Time/Result	Opponent Season Notes/vs. Memphis Notes/Last Time Notes
Sept. 5	Missouri State	Memphis, Tenn.	Liberty Bowl Memorial Stadium	ESPN3	W, 63-7	Memphis amassed 519 yds total offense; 6 RBs accounted for 317 rushing yds
Sept. 12	at Kansas	Lawrence, Kan.	Kivisto Field at Memorial Stadium	ESPN3	W, 55-23	Tigers' 651 total yards 2nd-most in school history; QB Lynch passed for 354 yds
Sept. 19	at Bowling Green	Bowling Green, Ohio	Doyt Perry Stadium	ESPN3	W, 44-41	Memphis gave up 579 yards but held BGSU to no first downs on final 3 series
Sept. 24	*Cincinnati	Memphis, Tenn.	Liberty Bowl Memorial Stadium	ESPN	W, 53-46	Game featured 11 lead changes; Two teams combined for 1322 yards
Oct. 2	^at USF	Tampa, Fla.	Raymond James Stadium	ESPN2	W, 24-17	Memphis scored 24 unanswered points after spotting USF a 10-0 first-half lead
Oct. 17	#13 Ole Miss	Memphis, Tenn.	Liberty Bowl Memorial Stadium	ABC	W, 37-24	Tigers come back from 14-0 deficit to notch first win vs Top 25 team since '96
Oct. 23	^at Tulsa	Tulsa, Okla.	H.A. Chapman Stadium	ESPN	W, 66-42	Tigers' 704 yards of total offense establishes a new school record
Oct. 31	*Tulane	Memphis, Tenn.	Liberty Bowl Memorial Stadium	CBSSN	W, 41-17	Memphis scored 41 straight points after falling behind 13-0 in the first half
Nov. 7	*Navy	Memphis, Tenn.	Liberty Bowl Memorial Stadium	ESPN2	L, 45-20	Middies run for 374 yards and 5 rushing TDs to snap Tigers' 15-game win streak
Nov. 14	^at Houston	Houston, Texas	TDECU Stadium	ESPN2	L, 35-34	Backup QB Kyle Postma came on to complete 21-of-33 passes for 236 yards
Nov. 21	^at Temple	Philadelphia, Pa.	Lincoln Financial Field	ESPNU	L, 31-12	Memphis held without TD for the only time in 2015; just 232 yards of offense
Nov. 28	*SMU	Memphis, Tenn.	Liberty Bowl Memorial Stadium	ESPNNews	11:00 a.m.	Memphis with 500+ yards of offense in 2014; held SMU to 251 yards

*Denotes American Athletic Conference game.

All game times listed are Central Time.



NOTING JUSTIN FUENTE

FUENTE AT A GLANCE

- **Born:** July 30, 1976 in Tulsa Okla.
- **Alma Mater:** Murray State, 1999
- **Playing Experience:**
Two-year letterman at QB at Oklahoma (1996-97)
Two-year letterman at QB at Murray State (1998-99)
- **Wife:** Jenny
- **Daughters:** Cecilia, Caroline & Charlotte

COACHING EXPERIENCE

- 2012-** Head Coach, University of Memphis
- 2009-11** Co-Offensive Coord./QBs, TCU
- 2007-08** Assistant Coach/RBs, TCU
- 2004-06** Offensive Coord./QBs, Illinois State
- 2001-03** Assistant Coach/QBs, Illinois State

MORE MISSIVES

- In June of 2015, *Athlon* ranked Justin Fuente No. 1 of 20 coaches under 40 ahead of the release of its pre-season publication.
- Fuente is one of just seven FBS head coaches who are under 40. Fuente, who turned 39 on July 30, ranks as the seventh-youngest coach in FBS. The only younger coaches are Western Michigan's P.J. Fleck (34), Troy's Neal Brown (35), Toledo's Matt Campbell (35), Texas Tech's Kliff Kingsbury (36), Boise State's Bryan Harsin (38) and USF's Willie Taggart (39).
- In August 2014, *CBSSports.com* ranked every FBS college football coach by playing career. Fuente, who was the OVC Player of the Year in 1999 as a senior at Murray State, ranked No. 18 on the list. Fuente was a starting quarterback at Oklahoma before transferring to Murray State for his final two collegiate seasons. He set 11 school records while playing for the Racers.

MEMPHIS COACH JUSTIN FUENTE

With confetti swirling, the University of Memphis football program savored an American Athletic Conference championship to close out the 2014 regular season. Weeks later, the Tigers were back on a podium and celebrating another championship as Memphis defeated BYU 55-48 in double overtime to win the inaugural Miami Beach Bowl.

Memphis' first conference title in more than 40 years, along with the come-from-behind bowl victory, are certainly mile markers on the road the Tigers are traveling under Justin Fuente who is his fourth season as head coach in 2015.

Unquestionably, the Tigers have made momentous strides in Fuente's first three seasons. He inherited a program which had won just five combined games (2009-11) in the three years prior to his arrival.

When he was named the University's 23rd head football coach on Dec. 8, 2011, Fuente was not only charged with rebuilding Memphis' football program, but simultaneously having oversight in the program's step up in competition. In his second year, the Tigers began play in the American Athletic Conference.

The year following the transition to The American, Memphis celebrated a conference title inside Liberty Bowl Memorial Stadium. And the Tigers celebrated again in Miami as the team won for the 10th time during the season, equaling a school record for victories that was established in 1938.

Fuente's efforts in building the Memphis program did not go unnoticed. The Football Writers Association of America, in conjunction with the Allstate Sugar Bowl, named him one of eight finalists for the 2014 Eddie Robinson Award. He was also named the American Athletic Conference's 2014 Coach of the Year, a unanimous choice by his peers. The Tennessee Sports Writers Association recognized Fuente as its

College Football Coach of the Year.

Fuente's team also received a number of honors from the conference as Tank Jakes shared the league's Co-Defensive Player of the Year and Jake Elliott was named the Special Teams Player of the Year. The Tigers had six players named to the league's first team – offensive lineman Al Bond, tight end Alan Cross, defensive lineman Martin Ifedi and cornerback Bobby McCain along with Elliott and Jakes. An additional four players received second team honors.

In two years as the Tigers' starting quarterback Paxton Lynch, a member of Fuente's original signing class, has become only the third Memphis player to pass for over 5,000 yards in a career. The 35 touchdowns he was responsible for in 2014 shattered the previous school season record of 26.

Offensively, Memphis scored 471 points in 2014, shattering the old school record of 430 points set in 2004. Defensively, Memphis allowed just 19.5 points per game, which ranked 11th in FBS Football.

With a seven-game winning streak to conclude the 2014 season, Memphis ended the year with the fourth-longest win streak in FBS Football. Only national champion Ohio State, as well as New Year's Six Bowl winners Boise State and TCU, ended the year with longer win streaks.

Memphis closed out the 2014 season ranked in the top-25 of both the AP and *USA Today/Amway* Coaches Polls, a first for the program.

The University of Memphis' seven-win gain from 2013 to 2014 was the third-best improvement for FBS Football programs in 2014. The improvement also represented the ninth-best improvement ever by an FBS team. Going from one league win to seven, the Tigers had a six-win improvement in league play alone.



^{PB}**Darrell Dickey**
Asst. HC/Co-OC
Running Backs



Galen Scott
Defensive Coord.
Linebackers



^{PB}**Brad Cornelsen**
Co-Offensive Coord.
Quarterbacks



^{PB}**Brent Guy**
Safeties



Ricky Hunley
Defensive Line




Troy Reffett
Cornerbacks



James Shibest
Special Teams
Tight Ends



Vance Vice
Offensive Line



Holmon Wiggins
Wide Receivers

^{PB} Denotes Located in Press Box on Game Day



Fuente's team continues to be built on four pillars – 1) Academic Integrity, 2) Social Responsibility, 3) Individual Accountability and 4) Competitive Excellence.

Going into the 2014 season, Memphis Football had recorded the highest grade point average in program history. The Tigers' 2014 roster included four college graduates and that total jumped to 12 degree-holding players who played in the 2014 Miami Beach Bowl. Another eight student-athletes earned their diplomas from the University of Memphis following the 2014 fall semester.

Senior linebacker Charles Harris was named to the Capital One Academic All-District 3 NCAA Division I Football Team to highlight the program's academic accomplishments.

Much of the groundwork for the University of Memphis program's current success was attained during Fuente's first two seasons as the Tigers' head coach.

Fuente knew the challenges the program would face when the team began play in The American. In his second season as head coach, the Tigers finished in the bottom half of the league standings in the new conference. It was well apparent the program was headed in the right direction.

In 2013, Memphis faced the third-toughest schedule among American Athletic Conference programs while playing seven opponents who advanced to bowl games. Games lost to bowl-bound opponents were decided by just eight points per game.

Memphis Football continued to make major strides in Year Two under Fuente.

Defensively, the Tigers were ranked No. 39 in total defense (370.7 ypg allowed) and No. 12 against the run (116.3 ypg allowed). Offensively, Paxton Lynch passed for over 2,000 yards, becoming just the second rookie in program history to do so. It was just the 10th time overall a quarterback has passed for over 2,000 yards in a season.

Memphis' special teams featured Ray Guy Award winner Tom Hornsey, who won the award annually presented to collegiate football's top punter, and Elliott, who was a semifinalist for the Lou Groza Award, which is presented to the nation's top place kicker.

Memphis had three players named to the All-American Athletic Conference Team – Elliott, Hornsey and Ifedi.

In Fuente's first season in 2012, the Tigers posted their best finish since 2008 and won more conference games than the previous three seasons combined. But Memphis' then new head coach began building the foundation months prior to his rookie season.

One of the first items Fuente put in place upon

being named the head football coach at the University of Memphis was "The Tiger Code." The code consists of three elements – 1) Fundamentally Sound, 2) Physically Fit and 3) Mentally Tough.

In addition to instilling the Tiger Code and installing a new off-season conditioning program, Fuente selected 10 student-athletes to form his first leadership council. The group best exemplified being student-athletes and living by the Tiger Code. During Fuente's first season, the group of leaders served as a conduit between the coaching staff and the team.

While breeding a new culture within the program, Fuente shared his vision for Memphis Football as a speaker for a variety of civic groups while also making the rounds on television morning shows and the area's talk radio circuit. He and his staff conducted the school's first Women's Clinic in an effort to educate female fans as well as building the program's fan base.

Fuente previously served five seasons on Gary Patterson's staff at TCU from 2007-11. Fuente joined the TCU football coaching staff in February of 2007 as running backs coach and was promoted to co-offensive coordinator in February of 2009. As part of his promotion, he moved to coaching the Horned Frogs quarterbacks.

A native of Tulsa, Okla., the dynamic play-caller helped guide TCU's program to consecutive BCS bowl game appearances with a 2011 Rose Bowl victory over No. 5-ranked Wisconsin that followed an appearance in the 2010 Fiesta Bowl. From 2008-10, TCU was the only program in the country that finished in the top-10 in both the Associated Press and USA Today polls all three campaigns.

In Fuente's three seasons as offensive coordinator, TCU set single-season school records for touchdowns, points scored and first downs, while also ranking among the nation's most productive offensive units. From 2009-11, the Horned Frogs won 36 of 39 contests, including a 24-game win streak in the Mountain West Conference (MWC).

Fuente made the move to TCU after spending six seasons as quarterbacks coach at Illinois State. His final three years saw him double as the Redbirds' offensive coordinator.

As a college quarterback, Fuente played two seasons (1996-97) at Oklahoma under then-Sooners offensive coordinator Dick Winder. Fuente set an Oklahoma freshman record with 11 touchdown passes. He transferred to Murray State for his final two years of eligibility and set 11 school records including passing yards and total offense in a game and season.

Fuente and his wife, Jenny, have three daughters, Cecilia, Caroline and Charlotte.

FUENTE YEAR-BY-YEAR

2012 MEMPHIS RESULTS

Sept. 1	UT Martin	L, 20-17
Sept. 8	at Arkansas State	L, 33-28
Sept. 15	Middle Tennessee	L, 48-30
Sept. 22	at Duke	L, 38-14
Oct. 6	Rice	W, 14-10
Oct. 13	at East Carolina	L, 41-7
Oct. 20	UCF	L, 35-17
Oct. 27	at SMU	L, 44-13
Nov. 3	at Marshall	L, 38-28
Nov. 10	Tulane	W, 37-23
Nov. 17	at UAB	W, 46-9
Nov. 24	Southern Miss	W, 42-24

2013 MEMPHIS RESULTS

Sept. 7	Duke	L, 28-14
Sept. 14	at Middle Tennessee	L, 17-15
Sept. 21	Arkansas State	W, 31-7
Oct. 5	UCF	L, 24-17
Oct. 12	at Houston	L, 25-15
Oct. 19	SMU	L, 34-29
Oct. 30	Cincinnati	L, 34-21
Nov. 9	UT Martin	W, 21-6
Nov. 16	at USF	W, 23-10
Nov. 23	at #21 Louisville	L, 24-17
Nov. 30	Temple	L, 41-21
Dec. 7	at Connecticut	L, 45-10

2014 MEMPHIS RESULTS

Aug. 30	Austin Peay	W, 63-0
Sept. 6	at #11 UCLA	L, 42-35
Sept. 20	Middle Tennessee	W, 36-17
Sept. 27	at #10 Ole Miss	L, 24-3
Oct. 4	at Cincinnati	W, 41-14
Oct. 11	Houston	L, 28-24
Oct. 25	at SMU	W, 48-10
Oct. 31	Tulsa	W, 40-20
Nov. 7	at Temple	W, 16-13
Nov. 15	at Tulane	W, 38-7
Nov. 22	USF	W, 31-20
Nov. 29	UConn	W, 41-10
Dec. 22	^vs BYU	W, 55-48 ²⁰¹

¹Denotes Miami Beach Bowl

TRACKING THE TIGERS IN 2015

Opponent	Game Time (CT)	Game Length	Attend.	Halftime Score	Final	Coin Toss	Kickoff/Receive	Memphis 1st Poss.	Opp 1st Poss.	Game Pants	Game Jerseys	Helmet
vs Missouri State	6:04 p.m.	3:02	41,730	42-0	63-0	Won	Kickoff	TD Pass	Fumble	Gray	Blue	Blue/Chrome Leaping Tiger
at Kansas	6:06 p.m.	3:20	37,798	24-13	55-23	Won	Kickoff	Fumble	Punt	White	White	Blue/Chrome M & Number
at Bowling Green	2:08 p.m.	3:37	21,178	17-27	44-41	Won	Kickoff	Punt	TD Pass	Gray	White	Blue/Chrome M & Number
vs Cincinnati	6:32 p.m.	4:07	45,172	28-30	53-46	Lost	Receive	Fumble	TD Run	Slate	Slate	Blue/Tiger Stripes
at USF	6:05 p.m.	3:10	22,546	7-10	24-17	Lost	Receive	Punt	TD Run	Black	White	Chrome/Blue M
vs Ole Miss	11:05 a.m.	3:31	60,241	24-14	37-24	Won	Kickoff	Punt	TD Pass	White	Blue	Chrome/Blue M
at Tulsa	7:01 p.m.	3:39	20,216	35-21	66-42	Lost	Receive	Punt	Punt	Slate	White	Slate/Chrome M
vs Tulane	6:09 p.m.	3:33	30,381	15-13	41-13	Won	Kickoff	Missed FG	TD Run	Black	Black	Chrome/Blue M
vs Navy	6:10 p.m.	3:06	55,212	10-17	20-45	Won	Receive	TD pass	TD Run	Slate	Slate	Blue/Tiger Stripes
at Houston	6:10 p.m.	3:34	42,159	20-70	34-35	Lost	Receive	Field Goal	Punt	White	White	Blue/Chrome M
at Temple	11:03 a.m.	3:15	31,708	9-14	12-31	Won	Kickoff	Punt	Fumble	Black	White	Chrome/Blue M
vs SMU	11:00 a.m.	-	-	-	-	-	-	-	-	-	-	-



SMU vs MEMPHIS STATISTICAL COMPARISON

2015 NCAA TEAM RANKINGS

Statistic	SMU		MEMPHIS	
	Rk	Avg	Rk	Avg
Rushing Offense	60	178.5	50	185.4
Passing Offense	56	232.4	13	327.5
Completion Pct.	74	0.578	2	0.695
Pass Efficiency	53	134.13	14	161.22
Scoring Offense	58	30.3	11	40.8
Total Offense	61	408.8	11	512.9
Rushing Defense	124	267.2	45	147.3
Pass Yards Allowed	81	236.7	118	288.0
Scoring Defense	125	44.1	84	29.5
Total Defense	118	503.9	47	435.3
Net Punting	118	34.48	16	40.42
Punt Returns	120	3.15	70	7.71
Kickoff Returns	37	22.70	41	22.33
Turnover Margin	108	-0.64	52	0.27
Team Sacks	104	1.45	61	2.09

127 FBS Teams Ranked in 2015.

SMU MUSTANGS (2-9, 1-6 THE AMERICAN)

Team Statistics	SMU	Opponent
Points/Game	30.3	44.1
First Downs/Game	21.45	23.36
Rushing Yards/Game	176.5	267.2
Passing Comp-Att-Int	198-344-7	171-289-9
Passing Yards/Game	232.4	236.7
Total Offense/Game	408.8	503.9
Fumbles-Lost	25-13	13-4
Penalties-Yards	61-544	74-745
Time of Possession/Game	31:21	28:39
Third Down Conversions	69/164	71/154
Third-Down Pct.	.421	.461
Fourth Down Conversions	7/19	12/19
Fourth-Down Pct.	.368	.631
Red Zone Scores	37/43	48/51
Red Zone Pct.	.860	.941

MEMPHIS TIGERS (8-3, 4-3 THE AMERICAN)

Team Statistics	Memphis	Opponent
Points/Game	40.8	29.5
First Downs/Game	26.27	22.82
Rushing Yards/Game	185.4	147.3
Passing Comp-Att-Int	282-406-3	227-381-8
Passing Yards/Game	327.5	288.0
Total Offense/Game	512.9	435.3
Fumbles-Lost	15-8	16-6
Penalties-Yards	88-876	71-630
Time of Possession/Game	30:59	29:01
Third Down Conversions	87/176	64/165
Third-Down Pct.	.494	.388
Fourth Down Conversions	9/13	3/15
Fourth-Down Pct.	.692	.200
Red Zone Scores	53/56	32/38
Red Zone Pct.	.946	.842

LEADERSHIP COUNCIL

On the eve of opening preseason camp and the start of preparations for the 2015 season, University of Memphis head coach Justin Fuente announced his Leadership Council for the year.

The 2015 council consists of 23 players including 12 seniors. The balance of the group is made up of seven juniors along with four sophomores. Most played a role in last year's American Athletic Conference championship season and the Tigers' win over BYU in the inaugural Miami Beach Bowl.

All 23 players were on the depth chart heading into the Tigers' season opener.

2015 LEADERSHIP COUNCIL

Reggis Ball, Senior Defensive Back
Latarious Brady, Junior Defensive End
Sam Craft, Junior Running Back
Alan Cross, Senior Tight End
Jackson Dillon, Junior Linebacker
Jake Elliott, Junior Place-Kicker
Taylor Fallin, Senior Offensive Lineman
Mose Frazier, Senior Wide Receiver
Ricky Hunter, Senior Defensive End
Gabe Kuhn, Sophomore Offensive Lineman
Paxton Lynch, Junior Quarterback
Ryan Mack, Senior Offensive Lineman
Phil Mayhue, Sophomore Wide Receiver
Wynton McManis, Senior Linebacker
Dontrell Nelson, Junior Defensive Back
Leonard Pegues, Senior Linebacker
Donald Pennington, Junior Defensive Lineman
Micah Simmons, Senior Offensive Lineman
Jason Stewart, Senior Quarterback
Ernest Suttles, Sophomore Defensive End
DaShaughn Terry, Sophomore Defensive Back
Tyler Uselton, Senior Offensive Lineman
Dion Witty, Senior Defensive Back

OVER FIVE HUNDRED

- ▶ After beginning his career with a 4-8 season (2012) and a 3-9 mark (2013), **Justin Fuente's** career winning percentage climbed to .500 with the victory at Bowling Green.
- ▶ Fuente's career record is now 25-23 (.521), including 18-6 (.750) over the last two seasons.
- ▶ Following the win over Ole Miss, Fuente was named the *Dodd Trophy Coach of the Week*.
- ▶ Fuente has also been named to the 22-coach watch list for the *Paul "Bear" Bryant Award*.

UNDER 40 IN YEAR FOUR

- ▶ In his fourth season as the head coach of the Tigers, Memphis' **Justin Fuente** remains ranked among the youngest coaches in NCAA FBS Football. Fuente ranks seventh on the list.
- ▶ Fuente turned 39 on July 30.
- ▶ Four coaches from the American Athletic Conference rank among the top-10 in terms of youngest in age.
- ▶ USF's Willie Taggart ranks just ahead of Fuente on the list at No. 6.
- ▶ American Athletic Conference coaches Matt Rhule (Temple) and Tom Herman (Houston), rank No. 8 and No. 9.

STAFF PROMOTIONS AND ADDITIONS

- ▶ Head coach **Justin Fuente** made several promotions and added two new coaching staff members during the off-season.
- ▶ **Galen Scott**, the Tigers' linebackers coach under Fuente, was named the Tigers' defensive coordinator ahead of the 2015 season. Scott previously served as co-defensive coordinator under former Memphis coach Larry Porter in 2011.
- ▶ Scott previously worked with Fuente at Illinois State (2002-06) and remained on at Memphis following Fuente's hire in December, 2011.
- ▶ Joining the Memphis coaching staff for 2015 were safeties coach **Brent Guy** and cornerbacks coach **Troy Reffett**.
- ▶ **Darrell Dickey**, who has been the Tigers' offensive coordinator the previous three years, was promoted to assistant head coach earlier this year.
- ▶ Dickey continues to serve as co-offensive coordinator along with quarterbacks coach **Brad Cornelsen**, who received additional responsibilities in being named co-offensive coordinator as well this past spring.

UNPRECEDENTED HEAD COACHING & COORDINATOR EXPERIENCE

- ▶ The Memphis staff includes four coaches with experience as head coaches at the NCAA FBS level.
- ▶ In addition to **Justin Fuente**, who enters his fourth season at Memphis, coaching staff member **Darrell Dickey** was the head coach at North Texas (1998-2006) while **Brent Guy** was the head coach at Utah State (2005-08).
- ▶ Last month, Fuente announced the addition of consultant **Bill Blankenship**, who was the head coach at Tulsa (2011-14).
- ▶ Defensively, Memphis has three coaches on staff with experience as NCAA FBS defensive coordinators.
- ▶ In addition to **Galen Scott**, who assumes the DC role for the Tigers in 2015, Guy served as defensive coordinator at Boise State (1998-2000), Arizona State (2001-04), Louisville (2009) and Tulsa (2011-14). **Troy Reffett** was the defensive coordinator at UTEP (2002-03), New Mexico (2008) and Louisiana-Monroe (2009-14).
- ▶ In addition to three defensive coaches with experience as coordinators, defensive line coach **Ricky Hunley** has served as an associate head coach at Missouri (1998-2000) and coached in the NFL.

EIGHT TO START

- ▶ Memphis' 8-0 start in 2015 was just the second time the Tigers opened the year with eight straight victories, joining the 1938 team which posted a 10-0 record.
- ▶ The 1961 Tigers won their first six games to mark the third-longest win streak to begin a season.
- ▶ In addition, the 1929 team went 8-0-2 with ties in Game 2 and 8, while the 1963 squad went 9-0-1 with a 0-0 tie against No. 3 Ole Miss the second week of the year.



SERIES BREAKDOWN

- ▶ Memphis holds a 4-3 overall edge in its series with SMU. The UofM is 2-2 in games played against the Mustangs at the Liberty Bowl.
- ▶ Last year in Dallas, Memphis snapped a three-game losing streak to the Mustangs with a 48-10 victory. Paxton Lynch passed for 307 yards while Memphis' defense held SMU to 251 yards in the road victory.
- ▶ On Saturday, the Tigers will be looking for their first home win over SMU since a 55-52, triple-overtime victory at the Liberty Bowl in 2007.
- ▶ The 2007 win was the second of three straight victories to begin the series which began in 1976 (27-13 Memphis win) and has fairly consistently played over the last eight seasons. The two teams did not play one another during the 2009 and 2010 seasons.

HONORING THE SENIORS

- ▶ Prior to Saturday's game, Memphis will recognize and honor its 2015 class of seniors and their families.
- ▶ Memphis' 2015 roster includes 14 seniors – DBs **Reggis Ball** (Stone Mountain, Ga.) and **Dion Witty** (Coral Springs, Fla.), LBs **Wynton McManis** (Olive Branch, Miss.) and **Leonard Pegues** (Olive Branch, Miss.), DE **Ricky Hunter** (Auburn, Ala.), OLs **Taylor Fallin** (Bowie, Md.), **Ryan Mack** (Memphis), **Micah Simmons** (Lindale, Texas) and **Tyler Uselton** (Great Bend, Kan.), TE **Alan Cross** (Millington), WRs **Isaiah Farris** (Memphis), **Mose Frazier** (Memphis) and **Tevin Jones** (League City, Texas) and RB **Darius Lee** (Tampa, Fla.).
- ▶ In comparison, Memphis had 20 seniors on its 2014 roster.
- ▶ Memphis has 27 juniors on this year's squad.

SIGNIFICANT STREAKS TO BEGIN 2015

- ▶ Prior to a 45-20 loss to Navy, Memphis had won its previous 15 straight games, a school record.
- ▶ Heading into the first weekend in November, only Ohio State (21 games) and TCU (16 games) had longer win streaks than Memphis. TCU's 16-win streak also came to an end the same weekend with a 49-29 loss at Oklahoma State. Ohio State lost to Michigan State this past week, 17-14, to have its 23-game winning streak snapped.
- ▶ Previously, over the 1960 and 1961 seasons the Tigers won 10 straight (Four wins to end 1960 and six victories to begin the 1961 season), tying the mark for the longest win streak in program history.
- ▶ During a four-year stretch (1960-63) under coach **Billy Murphy**, Memphis posted a combined 33-5-1 record (.868).
- ▶ The only other 10-game winning streak for Memphis came during the 1938 season when the Tigers posted the school's lone undefeated, untied season, going 10-0.
- ▶ The Navy loss ended Memphis' 10-game conference win streak. The loss also ended the Tigers' home win streak at seven games.
- ▶ The 35-34 road loss at Houston snapped an eight-game, road winning streak by the Tigers. At the time, the win streak was the second-longest in the nation.

NOTING WS

- ▶ With another win this season, Memphis will notch consecutive, nine-win seasons for the first time since the 1949 (9-1) and 1950 (9-2) seasons.
- ▶ The 2014 season marked just the sixth time a Memphis team won at least nine games – 1938 (10-0), 1949 (9-1), 1950 (9-2), 1963 (9-0-1), 2003 (9-4) and 2014 (10-3).
- ▶ Prior to 2014, the last time Memphis won nine games came in 2003. And before that, the last time the Tigers won nine regular-season games was 1963.
- ▶ Memphis' seven conference wins in its second season as a member of the American Athletic Conference in 2014 set a program record. Over the past two seasons, Memphis is 11-4 in American play.

BOWL ELIGIBLE

- ▶ During the third weekend of October, the Tigers became bowl eligible for a second straight year.
- ▶ This year is the earliest Memphis has become bowl eligible. It is also the quickest the Tigers have got to six wins. Both the 1938 and 1961 teams earned their sixth victory on Oct. 21 of the respective years.
- ▶ The American Athletic Conference has bowl tie-ins with seven bowl games this year – AutoNation Cure Bowl (Dec. 19 vs Sun Belt), Miami Beach Bowl (Dec. 21 vs Conference USA), Marmot Boca Raton Bowl (Dec. 22 vs Mid-American Conference), Hawaii Bowl (Dec. 24 vs Mountain West Conference), St. Petersburg Bowl (Dec. 26 vs Conference USA), Military Bowl (Dec. 28 vs Atlantic Coast Conference) and the Birmingham Bowl (Dec. 30 vs Southeastern Conference).
- ▶ The American Athletic Conference champion will have the opportunity to participate in one of the College Football Playoff New Year's Bowls if it is the highest ranked team among the champions of five conferences.
- ▶ The two bowls not hosting a semifinal which could host champion of the non-contract conference champion this year is the Chick-Fil-A Peach Bowl in Atlanta (Dec. 31, 2015) and the Vizio Fiesta Bowl in Glendale, Ariz. (Jan. 1, 2016).
- ▶ In addition to the conference's primary bowl affiliations, The American holds secondary partnerships with the AutoZone Liberty Bowl, the Duck Commander Independence Bowl in Shreveport, La., and the San Diego County Credit Union Poinsettia Bowl in San Diego, as well as with other ESPN-owned bowls.
- ▶ The American currently has seven teams who are bowl eligible and two others just a victory away – East Carolina (Plays host to Cincinnati on Saturday) and Tulsa (Plays at Tulane Friday night).

THE AMERICAN™

2015 CONFERENCE STANDINGS

East Division	American	Overall	Streak
Temple	6-1 .857	9-2 .818	Won 1
USF	5-2 .714	7-4 .636	Won 3
UConn	4-3 .571	6-5 .545	Won 3
Cincinnati	3-4 .429	6-5 .545	Lost 1
ECU	3-4 .429	5-6 .455	Won 1
UCF	0-7 .000	0-11 .000	Lost 11

West Division	American	Overall	Streak
Navy	7-0 1.000	9-1 .900	Won 5
Houston	6-1 .857	10-1 .909	Lost 1
Memphis	4-3 .571	8-3 .727	Lost 3
Tulsa	2-5 .286	5-6 .455	Lost 2
SMU	1-6 .143	2-9 .182	Won 1
Tulane	1-6 .143	3-8 .273	Lost 1

2015 UPCOMING SCHEDULE & RESULTS

NOVEMBER 19

East Carolina 44, UCF 7

NOVEMBER 20

USF 65, Cincinnati 27

NOVEMBER 21

Temple 31, Memphis 12
UConn 20, Houston 17
Navy 44, Tulsa 21
SMU 49, Tulane 21

NOVEMBER 26

USF at UCF ESPN 6:30 p.m.

NOVEMBER 27

Navy at Houston ABC/ESPN2 11:00 a.m.
Tulsa at Tulane ESPNU 7:00 p.m.

NOVEMBER 28

Cincinnati at East Carolina CBSSN 11:00 a.m.
SMU at Memphis ESPNews 11:00 a.m.
UConn at Temple ESPNU 6:00 p.m.

DECEMBER 5

American Championship ABC/ESPN

DECEMBER 12

Navy vs. Army CBS 2:00 p.m.

Game times are Central Time.

TIGER TRENDS

	Fuente	2015
Home	14-10	4-1
Road	10-13	4-2
Neutral	1-0	0-0
Grass	4-4	1-1
Artificial Turf	21-19	7-2
Won Coin Toss	11-12	5-2
Lost Coin Toss	14-11	3-1
Memphis' Record When ...		
Leading after the 1st quarter	15-9	3-3
Trailing after the 1st quarter	9-13	4-0
Tied after the 1st quarter	1-1	1-0
Leading at halftime	19-4	5-1
Trailing at halftime	5-17	3-2
Tied at Halftime	1-2	0-0
Leading after 3rd quarter	23-2	6-1
Trailing after 3rd quarter	1-19	1-2
Tied after 3rd quarter	1-2	1-0
Leading with less than 2:00 to play	22-2	7-1
Trailing with less than 2:00 to play	1-20	0-2
Tied with less than 2:00 to play	2-1	1-0
Scores first	12-10	2-3
Opponent scores first	13-13	6-0
Scores 20+ points	23-11	8-2
Opponent scores 20+ points	8-21	5-3
Holds opponent to 20 points or less	17-2	3-0
Game is decided by 3 points or less	2-3	1-1
Game is decided by 10 points or less	6-10	3-1
Memphis Record With ...		
Less than 150 yards rushing	4-18	2-2
150+ yards rushing	19-5	7-1
200+ yards passing	13-11	7-2
300+ yards passing	9-3	6-1
300+ yards total offense	21-13	8-2
400+ yards total offense	16-4	8-2
500+ yards total offense	10-0	6-0
70+ total plays	16-12	8-2
80+ total plays	11-4	5-1
Memphis' Record When Allowing		
Less than 150 yards rushing	20-12	6-1
150+ yards rushing	5-11	2-2
200+ yards passing	9-17	5-2
300+ yards passing	7-9	4-0
300+ yards total offense	13-20	6-2
400+ yards total offense	6-11	4-1
500+ yards total offense	4-5	4-0
70+ total plays	12-16	5-3
80+ total plays	8-5	4-0
Memphis Record When ...		
Committing fewer turnovers	14-7	5-1
Committing more turnovers	4-13	1-2
Turnovers are the same	7-3	2-0
Having fewer penalty yards	12-6	4-0
Having more penalty yards	13-17	4-3
Leading time of possession	15-9	6-1
Trailing time of possession	10-14	2-2
Memphis' High & Low Water Marks ...		
Largest halftime lead	+42	+42
Largest halftime deficit	-28	-10
Highest number of plays	97	94
Lowest number of plays	48	69
Opponent highest number of plays	100	100
Opponent lowest number of plays	50	55
Warmest Game Temperature	94°	94°
Coldest Game Temperature	38°	52°
Memphis Record For ..		
Day Games	11-11	2-1
Night Games (5 p.m. kickoff or later)	14-12	6-2
Games with temperature 40s or below	3-3	0-0
Games with temperatures in 50s	3-5	1-2
Games with temperatures in 60s	8-4	2-1
Games with temperatures in 70s	6-5	2-0
Games with temperatures in 80s	5-3	2-0
Games with temperatures in 90s	1-3	1-0

GIVING THANKS IN THE BLUFF CITY

- ▶ With Saturday's game, Memphis will play at home in Liberty Bowl Memorial Stadium the Saturday after Thanksgiving for the fourth straight year.
- ▶ Saturday's game will mark the third time in the last four years the Tigers have closed out the regular season at home.
- ▶ After playing host to Temple in the final home game of the 2013 season, the Tigers closed out the year with its latest regular-season game ever played at UConn. (Dec. 7, 2013).
- ▶ Memphis closed out the regular season at home under Justin Fuente in both 2012 and 2014 prior to Saturday's game.

NON-CONFERENCE GAMES & THE POWER FIVE

- ▶ Memphis went 4-0 in non-conference play this season.
- ▶ It was the first time Memphis was undefeated in non-conference play since a 3-0 start to the 8-4, 2004 season.
- ▶ Previous to wins over Kansas and Ole Miss this season, Memphis last defeated multiple opponents from what is now considered Power Five conferences in 1996 when the Tigers beat Missouri 19-16 on the road then upset No. 6 Tennessee 25-17 late in the year.
- ▶ Memphis went 3-0 against Southeastern Conference teams during the 1993 season, beating No. 23 Mississippi State (45-35), Arkansas (6-0) and Ole Miss (19-3).

SIGNIFICANCE OF KANSAS WIN

- ▶ With its win at Kansas, Memphis defeated a school from a Power 5 conference for the first time since a 20-13 win at Ole Miss to start the 2004 season.
- ▶ The victory snapped a 19-game losing streak to P5 schools including 10 straight on the road.
- ▶ The 55 points were the most in a win over a Power 5 conference team since 1998 when the Bowl Championship Series was formed.

NATIONAL RECOGNITION

- ▶ Memphis earned the AutoNation National Team of the Week award with the Tigers' 37-24 win over Ole Miss.
- ▶ The award is coordinated by the Football Writers Association of America.
- ▶ As part of AutoNation's history of charitable involvement, AutoNation will donate \$1,000 to the Breast Cancer Research Foundation (BCRF) in the University of Memphis' name.
- ▶ This charitable college football initiative culminates with the AutoNation Cure Bowl, a new post-season NCAA football game that kicks off bowl season at the Citrus Bowl Stadium in Orlando, Fla., and will be aired by CBS Sports Network.
- ▶ The aptly named AutoNation Cure Bowl also serves as a fund raiser for the BCRF, CharityWatch's only A+ rated breast cancer organization in the country.

DEFENSIVE STOPS

- ▶ Memphis' defense is coming off an effort at Temple in which it set the tone early, halting the Tigers' first three offensive series.
- ▶ The defense forced two turnovers and stopped the Owls on a fourth-down play from the Temple 45 on its first three series. Temple's first drive ended at the Memphis 28 with NT **Donald Pennington** forcing a fumble which was recovered by LB **Noah Robinson**. SAF **Reggis Ball** intercepted a pass at the one-yard line to end the Owls' second series. LB **Leonard Pegues** stuffed a fourth-and-one play to give the Tigers the ball back early in the second quarter.

4TH DOWN AGAINST THE TIGERS

- ▶ Temple was 0-for-3 on fourth-down plays against the Tigers. In addition to Pegues' stop on the first play of the second quarter, SAF **Dion Witty** broke up a fourth-down pass later in the quarter. In the third quarter, Pennington notched a tackle for no gain on a fourth-and-one play.
- ▶ For the season, Memphis opponents have converted on fourth down just three times on 15 attempts. The Tigers' .200 fourth down conversion percentage defense ranks second nationally (Penn State opponents have converted on 2-of-12 opportunities - .167).
- ▶ On offense, Memphis has converted on 9-of-13 fourth-down plays and the Tigers' .692 percentage ranks 16th nationally.

DEFENSIVE PERSONNEL

- ▶ Senior LB **Leonard Pegues** followed up a career-high, 12-tackle game against Houston, with 11 tackles against Temple last week. With the back-to-back, double-figure tackle efforts Pegues is now Memphis' leader in tackles with 60 total tackles.
- ▶ **Wynton McManis**, who like Pegues is a senior linebacker from Olive Branch, Miss., is second on the team with 55 total tackles. In addition to five tackles at Temple, McManis was credited with a blocked punt in the game. McManis began the month with a career-high, 10-tackle game against Navy. He had a quarterback sack among his tackles at Houston.
- ▶ Sophomore LB **Genard Avery** ranks third on the team with 53 total tackles including a team-best 6.5 tackles for lost yardage and three quarterback sacks (-20 yards).
- ▶ Senior SAF **Reggis Ball** has notched 48 tackles this season, fourth on the Memphis team. Ball leads the Tigers with three interceptions for the year and has five picks during his career. Ball has also recovered a fumble and blocked a kick during the 2015 season.



MEMPHIS' SCORING NUMBERS

- ▶ Memphis is on the cusp of breaking the school record for points in a season. With 23 more points scored, the Tigers will set a new season scoring mark.
- ▶ Memphis has scored 449 points through 11 games. The Tigers' 40.8 scoring average ranks 11th nationally.
- ▶ This is the second straight season but only the third year in program history that Memphis has scored 400 points.
- ▶ The 2014 Tigers scored a school-record 471 points.
- ▶ The 2004 Memphis team scored 430 points.
- ▶ Memphis had never scored 60+ points twice in the same season until 2015. The Tigers scored 63 points in the opener against Missouri State. The 66 points scored against Tulsa was the third-most points scored in a game and the most scored in a game since 1969.
- ▶ Just to put the scoring output through nine games in perspective, for the two seasons prior to **Justin Fuente** being named the Tigers' head coach, Memphis did not break the 200-point total for the season.
- ▶ The 2010 team scored 173 total points while the 2011 squad scored 195 points during the year.

MORE ON SCORING

- ▶ Memphis has scored 30+ points eight times this season and 18 times in the last two years. The Tigers have scored 40+ points six times in 2015 and 12 times over the last two seasons.
- ▶ Memphis began the 2014 season by scoring 30+ points in three straight games, and for the year, scored 30+ points 10 times.
- ▶ The only other time Memphis scored 30+ points nine or more times came in 2004.

DOWN ... NEVER OUT

- ▶ Earlier in the year, Memphis came from behind in five straight wins this season, falling behind early against Kansas, Bowling Green, Cincinnati, USF and Ole Miss.
- ▶ Memphis charged back from a 13-0 deficit to score 41 unanswered points in the Tigers' 41-13 win over Tulane.
- ▶ Memphis' five comebacks from double-digit deficits this year equals UCLA's 2005 season which included a 50-38 win over Northwestern in the Sun Bowl after falling behind 22-0.
- ▶ North Carolina State came back from double-digit deficits in six games during the 2000 season which is a high-water mark since 1996 for FBS Football.
- ▶ The Wolfpack's six, double-digit comebacks included two overtime wins and a comeback from a 24-0, second-quarter deficit to beat Minnesota 38-30 in the MicronPC.com Bowl (Dec. 28, 2000). NC State finished the year at 8-4.
- ▶ In last month's 37-24 win over Ole Miss, the Rebels scored touchdowns on their first two series and led 14-0 with 9:44 to play in the first quarter before the Tigers rallied for 31 unanswered points.
- ▶ Memphis has outscored opponents just 96-75 this season in the first quarter.
- ▶ The Tigers have outscored opponents 341-218 over the second through fourth quarters this season.

MORE ON TIGER DEFICITS

- ▶ Early in the year, the Tigers trailed 10-0 to Kansas before scoring 17 unanswered and then stretched their lead to 31-13 early in the third quarter en route to a 55-23 victory.
- ▶ At Bowling Green, the Tigers trailed 27-17 at halftime and an early, fourth quarter touchdown put BGSU up 41-34. Memphis would score the game's final 10 points with **Jake Elliott's** 29-yard field goal with 7:35 to play give the Tigers the lead in a 44-41 victory.
- ▶ In a 53-46 win over Cincinnati, the Tigers trailed 7-0 early. The Bearcats had a 39-38 lead with 10 minutes to play in the game before the Tigers outscored UC 14-7 late.
- ▶ Memphis trailed 10-0 at USF early in the second quarter and 10-7 at halftime before scoring 17 unanswered, second-half points en route to a 24-17 victory.

RED ZONE SUCCESS

- ▶ Memphis .946 Red Zone Offense percentage ranks third in the country this week. Memphis has converted on 53-of-56 Red Zone possessions. The three times the Tigers failed to score on Red Zone possessions all came on field goal attempts.
- ▶ Through the season's Week 12, Memphis' 53 Red Zone Offensive scores is the second-most in FBS Football. A total of six FBS programs have converted 50+ times in the Red Zone, led in terms of number by Oklahoma (54-of-61). _he only other school to post 50+ Red Zone scores is Oklahoma which is 51-of-58.
- ▶ Memphis has converted for 27 Red Zone rushing touchdowns, 11 Red Zone passing touchdowns and 15 Red Zone field goals.

CONVERTING ON THIRD AND FOURTH DOWN

- ▶ Memphis has been efficient at moving the chains on third and fourth down.
- ▶ Memphis has converted on 50 percent or better on third down in five games this season.
- ▶ Heading into the week, Memphis ranks sixth nationally in third-down conversions having converted 49.4 percent of the time. The Tigers are 87-of-176 on third down this season.
- ▶ Memphis is 9-for-13 in converting fourth-down plays this season (.682). The Tigers rank tied for 16th nationally in the category.

SEASON STANDARDS

MEMPHIS SINGLE SEASON POINTS SCORED

Rk	Year	Points
1	2014	471
2	2015	449
3	2004	430
4	2003	393
5	1949	385
6	2007	380
7	1950	374
8	2008	353
9	1961	332
10	1969	328

MEMPHIS SINGLE SEASON TOTAL YARDS

Rk	Year	Yards
1	2003	5779
2	2007	5767
3	2015	5642
4	2014	5552
5	2004	5524
6	2008	5424
7	2005	4775
8	2009	4477
9	2002	4258
10	1969	4124

MEMPHIS SINGLE SEASON PASSING YARDS

Rk	Year	Yards
1	2007	3975
2	2015	3603
3	2003	3419
4	2004	3086
5	2014	3031
6	2008	2891
7	2002	2868
8	2006	2695
9	2009	2578
10	1997	2369

INDIVIDUAL SEASON TD PASSES

Rk	Player	Year	TDs
1	Martin Hankins	2007	25
2	Danny Wimprine	2002	23
3	Paxton Lynch	2014	22
	Danny Wimprine	2004	22
	Danny Wimprine	2003	22
6	Paxton Lynch	2015	21
7	Martin Hankins	2006	18
	Steve Matthews	1992	18
9	Jacob Karam	2012	14
	Danny Wimprine	2001	14
	Lloyd Patterson	1976	14

INDIVIDUAL SINGLE SEASON PASSING YARDS

Rk	Player	Year	Yards
1	Paxton Lynch	2015	3448
2	Martin Hankins	2007	3220
3	Danny Wimprine	2003	3174
4	Paxton Lynch	2014	3031
5	Danny Wimprine	2004	2892
6	Danny Wimprine	2002	2820
7	Martin Hankins	2006	2550
8	Arkelon Hal	2008	2275
9	Bernard Oden	1997	2249
10	Steve Matthews	1992	2084





LYNCH'S CHART ASSAULT

MEMPHIS CAREER PASSING YARDS

Rk	Player	Years	Yards
1	Danny Wimprine	2001-04	10,215
2	Paxton Lynch	2013-	8,535
3	Martin Hankins	2006-07	5,770
4	Danny Sparkman	1983-85	4,311
5	Lloyd Patterson	1975-78	4,201
6	Steve Mathews	1992-93	3,980
7	Benard Oden	1995-97	2,686
8	Will Hudgens	2005-09	2,681
9	Tim Jones	1986-89	2,668
10	Neil Suber	1998-01	2,646

MEMPHIS CAREER PASSING TOUCHDOWNS

Rk	Player	Years	TDs
1	Danny Wimprine	2001-04	81
2	Paxton Lynch	2013-	52
3	Martin Hankins	2006-07	43
4	Steve Mathews	1992-93	31
5	Lloyd Patterson	1975-78	30
6	Danny Sparkman	1983-85	27
7	James Earl Wright	1959-61	26
8	Billy Fletcher	1963-65	21

MEMPHIS CAREER TDs RESPONSIBLE FOR

Rk	Player	Years	TDs
1	Danny Wimprine	2001-04	92
2	Paxton Lynch	2013-	69
3	DeAngelo Williams	2002-05	55
4	Lloyd Patterson	1975-78	45
5	Martin Hankins	2006-07	43
6	James Earl Wright	1959-61	40
7	Dave Casinelli	1960-63	34
8	Steve Mathews	1992-93	32
9	Billy Fletcher	1963-65	31

MEMPHIS CAREER PASS ATTEMPTS

Rk	Player	Years	Att
1	Danny Wimprine	2001-04	1,469
2	Paxton Lynch	2013-	1,154
3	Martin Hankins	2006-07	805
4	Danny Sparkman	1983-85	662
5	Lloyd Patterson	1975-78	560

MEMPHIS CAREER PASS COMPLETIONS

Rk	Player	Years	Comp
1	Danny Wimprine	2001-04	808
2	Paxton Lynch	2013-	733
3	Martin Hankins	2006-07	487
4	Steve Matthews	1992-93	341
5	Danny Sparkman	1983-85	328

LYNCH IN 2015

- QB **Paxton Lynch** has completed 271-of-392 passes for 3,448 yards and 21 touchdowns.
- Lynch's 3,448 passing yards ranks 10th in NCAA FBS Football. His .691 completion percentage ranks sixth.
- In terms of passing yards per game, Lynch is averaging 313.5 ypg which ranks 12th in FBS Football.
- Lynch's 24.64 completions per game ranks eighth in FBS. His 159.2 pass efficiency rating ranks 11th.
- Lynch has posted 12 career, 300-yard passing games including eight straight prior to the Houston game. Prior to the Temple game, Lynch had thrown at least one touchdown pass in 15 straight games, dating back to the final five games of the 2014 season.

LYNCH'S RECORD MARCH

- With 305 passing yards against Navy earlier this month, Lynch hit the 3,000-yard passing plateau for a second straight year. He became the first Memphis quarterback to pass for 3,000 yards in multiple seasons.
- At Houston, Lynch passed for 278 yards and two touchdowns. He set a new single-season passing record previously set by **Martin Hankins** in 2007 (3,220 yards).
- The only other 3,000-yard passers in Memphis history were Danny Wimprine (3,174 yards in 2003) and Lynch, who had 3,031 passing yards last year.
- By the way, Hankins was elected the circuit clerk for Lamar County (Miss.) earlier this month.
- Lynch is moving up several other season charts. With 25 completions against Temple, he established a new season record. At 271 completions, he has broken the record of 261 established by Hankins in 2007.
- Lynch's 392 pass attempts ranks sixth all-time.
- Also, Lynch's 21 touchdown passes this season ranks as the sixth-best season total. Hankins set the school record with 25 in 2007. Danny Wimprine had 23 TD passes in 2002 while Lynch's 2014 tally of 22 TD passes is tied for the third-longest with Wimprine in both 2003 and 2004.

ADDING UP

- QB **Paxton Lynch** has now started 36 straight games for the Tigers, completing 733-of-1154 passes (63.5 completion percentage) for 8,535 yards. He has thrown 52 touchdown passes and scored 69 total TDs (17 rushing).
- Lynch ranks second in all-time passing yards at Memphis as well as career completions and attempts.
- Lynch's 8,535 career passing yards and 9,216 total offense yards both rank eighth among active FBS players.
- The junior signal caller's completion percentage of .635 ranks eighth while his 8,535 passing yards ranks ninth among active FBS quarterbacks. Lynch's 9,216 total yards of offense ranks eighth. He also ranks among the top 10 in pass completions, completions per game and pass attempts.

CAREER NIGHT IN TULSA

- In the Tigers' 66-42 road win at Tulsa, Lynch completed 32-of-44 passes for 447 yards and four touchdowns.
- The 447 passing yards established a new Memphis school record and ties for the 16th-best FBS passing performance this season.
- The previous school record of 416 passing yards was set by Hankins against East Carolina during the 2007 season.

CONSECUTIVE CAREER GAMES

- Earlier in the year, **Paxton Lynch** passed for career yardage over a three-game stretch, culminating with his first career 400-yard passing game against Cincinnati.
- Against Cincinnati, Lynch also led Memphis with 52 rushing yards on 11 carries. He was successful on a two-point conversion with 7:07 to play to give the Tigers a 46-39 lead.
- On Memphis' game-winning drive, he completed consecutive passes of 13, 29 and 18 yards to move the ball into the red zone and set up the game-winning touchdown run by Craft with 53 seconds to play.



MORE GAME NOTES FOR LYNCH

- At Kansas, **Paxton Lynch** passed for 354 yards, completing 22-of-25 passes (.880) to establish what was then a career high. He had touchdown passes of six and three yards to cap drives of 80 and 75 yards.
- At Bowling Green, Lynch completed 29-of-40 passes for 386 yards and three touchdowns in the Tigers' 44-41 come-from-behind victory.
- Lynch's 386 passing yards at Bowling Green now ranks sixth all-time at Memphis.
- Lynch and the Memphis offense answered BGSU's 62-yard touchdown pass which gave the Falcons a 41-34 lead with 14:13 to play with a 48-yard touchdown strike to WR **Tevin Jones**. The score came on a double reverse flea-flicker as WR **Roderick Proctor** took a pitch from RB **Sam Craft**. Proctor then flipped the ball back to Lynch who found a wide-open Jones sprinting toward the end zone.
- In the third quarter, Lynch and the Tigers answered a 94-yard touchdown pass by BGSU with a 60-yard screen pass to Craft for a touchdown.
- Earlier in the third quarter, Lynch threw a 32-yard pass to Jones on fourth-and-one from the BGSU 41 to sustain a touchdown drive which tied the game at 27.

MACKEY AWARD & BURLSWORTH TROPHY NOMINEE

- Memphis senior TE **Alan Cross** is one of 10 semi-finalists for the Burlsworth Trophy. In fan voting last week, Cross was one of three semi-finalists to garner over 5,000 votes.
- In the award's sixth year, the Trophy honors Brandon Burlsworth, former University of Arkansas walk-on and All-American offensive lineman. The award will be given to the collegiate player who began their career as a walk-on and has shown outstanding performance on the field. Nominees must have begun their first season of participation with a D1 football program without financial aid of any kind from their athletic department.
- Cross, formerly a walk-on long snapper and linebacker at Memphis, is the program's all-time leader in touchdown receptions by a tight end with 14.
- Cross caught a 38-yard touchdown pass against Houston. He now has caught 22 receptions for 224 yards and three touchdowns in 2015.
- With three catches for 46 yards against Tulane, Cross became the third Memphis receiver to pass the 1,000-yard receiving mark this season. He has now caught 87 career passes for 1,045 yards.
- In the Tigers' win over Ole Miss, Cross had a career-high six receptions for 41 yards and a touchdown in which he got his toe down in the end zone before falling out of bounds.
- Cross was named the Mackey Award Tight End of the Week following the performance against the Rebels.
- Following wins at home, Memphis players celebrate the victory by heading to the student section and the Mighty Sound of the South marching band to join in the singing of the school's fight song.
- Cross has climbed the director's ladder and led the band in home victories this season.

WALK-ON RECEIVERS

- Five of Memphis' top-six receivers in terms of receptions and yardage began their careers at the UofM as walk-ons.
- Among the group are two wide receivers who have surpassed the career 1,000-yard mark – **Mose Frazier** who has caught 129 passes for 1,496 yards and seven touchdowns along with **Tevin Jones** who has caught 87 passes for 1,199 yards and nine touchdowns.
- Each has also run for touchdowns this season – Frazier 60 yards against Kansas; Jones 25 yards at Houston.
- Frazier's 24 straight games with a reception through the Temple game moves him into a tie for fifth all-time with **Darron White**. With receptions against both SMU and a bowl game, Frazier would tie Ernest Gray for fourth all-time in terms of consecutive games with a catch.
- **Mose Frazier** sat out Justin Fuente's first season as the Tigers' head coach after transferring back home from Arkansas-Pine Bluff. Frazier has caught 64 passes (fourth all-time). The school record of 74 receptions was set by Isaac Bruce in 1993.

OFFENSIVE LISTS

NCAA FBS YARDS PER GAME

Rk	Team	Yards	YPG
1	Baylor	6,441	644.1
2	TCU	6,470	588.2
3	Texas Tech	6,469	588.1
4	Cincinnati	6,286	571.5
5	Bowling Green	6,216	565.1
6	Oklahoma	5,991	544.6
7	Oregon	5,904	536.7
8	Southern Miss	5,863	533.0
9	Ole Miss	5,698	518.0
10	Western Kentucky	5,690	517.3
11	Memphis	5,626	512.9

PASSES HAD INTERCEPTED PER PASS ATTEMPT

Rk	Team	INT	ATT	INT/AA
1	Mississippi State	3	416	.00722
2	Memphis	3	406	.00739
3	North Carolina State	3	348	.00862
4	Penn State	3	315	.00952
5	Iowa	3	293	.01024
6	Bowling Green	6	488	.01230
7	Navy	1	72	.01389
8	San Diego State	3	214	.01402
9	Ball State	6	416	.01442
10	Western Kentucky	6	416	.01442

NCAA FBS RED ZONE OFFENSE

Rk	Player	RZ Scores	PCT
1	BYU	41	.953
2	San Diego State	38	.950
3	Memphis	53	.946
4	Washington State	49	.942
	Oklahoma State	49	.942
6	Navy	44	.936
7	Michigan	43	.935
8	Kansas State	41	.932
9	Northern Illinois	39	.929
10	Penn State	36	.923

MEMPHIS CONSECUTIVE RECEPTION STREAK

Rk	Player	Game Streak
1	Duke Calhoun	49
2	Carlos Singleton	28
3	Russell Copeland	27
4	Ernest Gray	26
5	Mose Frazier	24
	Darron White	24
7	Bunkie Perkins	22
	Isaac Bruce	22
	Ryan Roskelly	22
10	Richie Floyd	21



SPECIAL TEAMS' CHARTS

MEMPHIS PUNT RETURNS FOR TDs

Player	Opponent	Year
Roderick Proctor	Missouri State	2015
Darron White	Tulane	2004
Keith Cobb	UL-Lafayette	1995
Ryan Roskelly	Tulsa	1994
Judson Flint	Ole Miss	1978
Judson Flint	Louisville	1978
Keith Wright	Louisville	1976
Keith Wright	Wichita State	1976
Keith Wright	Louisville	1975
Keith Wright	North Texas	1974
Steve Jaggard	Tulsa	1968
Box Baxter	Ole Miss	1967
Bob Sherlag	Wake Forest	1964
Russell Vollmer	Ole Miss	1962

NCAA KICKOFF RETURN DEFENSE RANKINGS

RK	School	Net Yds
1	Memphis	15.00
2	Georgia Southern	15.24
3	Louisiana-Monroe	15.97
4	Florida State	16.13
5	Ohio State	16.15
6	Wisconsin	16.59
7	Marshall	16.93
8	Northern Illinois	16.94
9	Kansas State	16.95
10	Texas A&M	17.47

NCAA FIELD GOALS PER GAME

RK	Name, School	FG-FGA	PG
1	Jake Elliott	20-25	2.00
	Michael Badgley, Miami	20-25	2.00
	Taylor Bertolet, Texas A&M	22-29	2.00
	Austin Rehkow, Idaho	22-25	2.00
5	Ross Martin, Duke	21-24	1.91
	Andy Phillips, Utah	21-25	1.91
	Tyler Rausa, Boise State	21-26	1.91
8	Daniel Carlson, Auburn	20-23	1.82
	Ka'imi Fairbairn, UCLA	20-22	1.82
	Greg Huegel, Clemson	20-22	1.82
	Griffin Oakes, Indiana	20-22	1.82

KOR TD: It's BEEN AWHILE

- ▶ Memphis has currently gone 227 straight games without returning a kickoff for a touchdown. The streak is the longest in FBS football.
- ▶ The Tigers' last return of a kickoff for a score came on Nov. 9, 1996, against Tennessee when **Kevin Cobb** returned a kickoff 95 yards to tie the game at 14-14. The play earned Cobb an ESPN ESPY.
- ▶ **Joe Craig** appeared to break that drought in 2013 when he took a kick from the three, headed to the near sideline and up the field to the end zone in the final minutes of the UCF game. A holding call nullified the return.
- ▶ In 2012, **Bobby McCain** almost broke the streak at Duke. McCain had a 95-yard return to the Duke five in the second quarter of the game.
- ▶ McCain set a school single-game record with the highest kickoff return average (43.7 yards per return) against Duke.

PUNT RETURNS FOR SCORES

- ▶ **Roderick Proctor** became the first return man to take a punt back for a touchdown since Oct. 16, 2004 when **Darron White** returned a punt 60 yards early in the first quarter of the Tulane game. Proctor's 63-yard return to cap a 28-point first-quarter for the Tigers ended a stretch of 129 games without a return man taking a punt back for a touchdown.
- ▶ In addition to three punt returns for 84 yards, Proctor caught three passes for 51 yards in the Missouri State win.
- ▶ For his efforts, Proctor was named the American Athletic Conference's Special Teams Player of the Week.
- ▶ Officially however, the Tigers had gone 34 games without a punt returned for a score before Proctor's burst to the end zone in the opener.
- ▶ **Tevin Jones** was credited with a punt return touchdown in the second game of the 2012 season when he pounced on the ball in the end zone after a blocked punt at Arkansas State.
- ▶ Proctor heads into the week having returned 19 punts for 140 yards (7.4 yards per return).

ALL-CONFERENCE KICKER x TWO


- ▶ PK **Jake Elliott** was named the American Athletic Conference's Special Teams Player of the Year as well as selected to the league's all-conference first-team for a second straight year at the conclusion of the 2014 season.
- ▶ For 2014, Elliott converted on 21-32 field goals during the year. Of his 11 missed field goals, eight were from 45+ yards.
- ▶ Elliott also made all 57 of his PATs, a school record, breaking the previous mark of 48 PATs set by **Stephen Gostkowski** in 2004.
- ▶ Elliott scored 120 points in 2014. It was just the seventh time a Memphis player has scored 100+ points in a season.

GAME WINNER

- ▶ **Jake Elliott** booted what proved to be the game-winning field goal with 7:35 to play, drilling a 29-yard kick, to give the Tigers a 44-41 lead at Bowling Green.
- ▶ Elliott converted on all three field goal attempts including a 52-yarder that got the game back to a one-possession contest early in the third quarter.
- ▶ Last year, Elliott kicked a 31-yard field goal as time expire to lift the Tigers to a 16-13 win over Temple. With the victory, Memphis became bowl eligible for the first time since 2008.
- ▶ Currently, Elliott made 7-of-11 career field goals of 50+ yards.

LOU GROZA AWARD FINALIST

- ▶ Memphis junior place-kicker **Jake Elliott** is one of three finalists for the Lou Groza Collegiate Place-Kicker Award. The other two finalists are Daniel Carlson (Auburn) and Ka'imi Fairbairn (UCLA).
- ▶ Along with making all 53 PATs in 2015, Elliott has made 22-of-26 field goals. His .846 success percentage ranks 22nd in FBS Football while his 2.00 field goals per game ties for first nationally.
- ▶ With two field goals against Navy, Elliott moved into sole possession of second in all-time field goals at Memphis. He moved passed Joe Allison, the inaugural Lou Groza Award winner, who kicked 51 during his career.



- ▶ Elliott has now booted 59 field goals during his career.
- ▶ Thanks in part to Elliott's booming kickoffs, Memphis leads the nation in kickoff return defense (15.00 ypr).
- ▶ In handling kickoffs, Elliott has placed 66 of 86 kicks into the end zone for touchbacks (.767).
- ▶ For his career, Elliott has booted 138 of 223 total kickoffs for touchbacks (.619).

SCORING

- ▶ With 119 points this season, Elliott has scored 100+ points for consecutive seasons and has joined **Stephen Gostkowski** and **DeAngelo Williams** as the only players to score 100 points in multiple seasons during a career at Memphis.
- ▶ Elliott's 119 points scored in 2015 ranks as the third-best season performance at Memphis and is just one point shy of his 2014 total (120 points). Williams' 138 points in 2004 is the school record.
- ▶ Elliott kicked field goals of 31, 46, 44 and 39 yards at Temple, tying for the third-most in program history. The game marked the fifth time this season and the 15th of his career that Elliott has scored in double-digits in a game.
- ▶ Elliott has been named the American's Special Teams Player of the Week twice this season and seven times over his career.
- ▶ Elliott scored a career-high 15 points at Houston his freshman year. He scored a season-high 14 points at Bowling Green.
- ▶ Elliott's 10.8 points per game ranks fifth nationally and is the highest average by a place-kicker.

DUAL PUNTERS

- ▶ Memphis utilized two punters throughout the 2014 season – then, red-shirt freshman **Spencer Smith** and true freshman **Nick Jacobs**.
- ▶ Smith handled punts in all 13 games last year, averaging 40.3 yards on 58 punts. He placed 18 inside opponents' 20-yard line.
- ▶ During the first half of the 2015 season, the tandem combined to earn American Athletic Conference Special Teams Player of the Week honors in back-to-back weeks.

SMITH'S SOPHOMORE START

- ▶ Spencer Smith is averaging 46.9 yards, which if he met the minimum of 3.6 punts per game, would rank fifth nationally.
- ▶ Through 11 games, Smith is five punts shy of being ranked by NCAA Statistics.
- ▶ Smith, a nominee for the Ray Guy Award, has booted 14 punts of 50+ yards and has had nine punts downed inside opponents' 20-yard line.
- ▶ Against Cincinnati, Smith averaged a career-high 52.7 yards on six punts in the Tigers' 53-46 come-from behind win over the Bearcats. He flipped field position with every punt including three after the Tigers were pinned inside their own 20.
- ▶ Also against the Bearcats, Smith had four punts of 50 yards or more including a career-long, 72-yarder which was his only touchback. That punt was the eighth-longest punt of the year in NCAA FBS Football. Even without it, Smith's average for the Cincinnati game would have been 48.8 yards per punt.
- ▶ For his efforts against Cincinnati, Smith was named the American Athletic Conference's Special Teams Player of the Week.

DESIGNATED SHORT-FIELD PUNTER

- ▶ **Nick Jacobs** had just a 33.2 punting average in 2014, but all 16 of his punts were downed inside opponents' 20-yard line.
- ▶ For 2015, Jacobs has averaged 36.8 yards on 13 punts, with 10 downed inside the 20.
- ▶ Against USF, Jacobs pinned the Bulls inside their own 20-yard line with all six of his punts. Jacobs averaged 36 yards on his career-high six punts. Three were downed on fair catches inside the 10.
- ▶ Jacobs' performance was recognized as the American Athletic Conference's Special Teams Player of the Week.
- ▶ The Bulls did not have an opportunity return a punt during the game. Their average starting field position after Jacobs' punts was the USF 9-yard line.
- ▶ Jacobs' performance was recognized as the American Athletic Conference's Special Teams Player of the Week.
- ▶ In what is certainly a rarity, Memphis had different punters receive league player of the week recognition on back-to-

ELLIOTT'S NUMBERS

MEMPHIS CAREER POINTS SCORED

Rk	Player	Years	Points
1	Stephen Gostkowski	2002-05	369
2	DeAngelo Williams	2002-05	362
3	Jake Elliott	2013-	311
4	Joe Allison	1990-93	262
5	Matt Reagan	2006-09	260
6	Ryan White	1998-01	248
7	Dave Casinelli	1960-63	218
8	John Butler	1986-89	214
9	Jay McCoy	1968-70	171
10	Don Glosson	1983-85	168

MEMPHIS CAREER FIELD GOALS MADE

Rk	Player	Years	FGs
1	Stephen Gostkowski	2002-05	70
2	Jake Elliott	2013-	59
3	Joe Allison	1990-93	51
4	Ryan White	1998-01	49
5	John Butler	1986-89	48
6	Matt Reagan	2006-09	46
7	Don Glosson	1983-85	34
8	Rusty Bennett	1977-80	30

MEMPHIS LONGEST FIELD GOALS MADE

Rk	Player	Year	FG
1	Jake Elliott v USF	2013	56
2	Jake Elliott v BYU	2014	54
3	Jake Elliott v Tulsa	2014	53
	Stephen Gostkowski v Marshall	2005	53
4	Jake Elliott v Bowling Green	2015	52
	Jake Elliott v SMU	2013	52
	Ryan White v Cincinnati	1998	52
	Luis Tejada v Ole Miss	1994	52
	Don Glosson v Florida State	1985	52
9	Jake Elliott v Tulsa	2014	51
	Paulo Henriques v UAB	2012	51
	Stephen Gostkowski v East Carolina	2005	51
	Joe Allison v Ole Miss	1992	51
	Joe Allison v Arkansas	1992	51
	Don Glosson v Georgia	1984	51
	Thomas Ingles v Ole Miss	1982	51

NCAA CURRENT CONSECUTIVE PAT STREAKS

Rk	Player, School	PATs
1	Robert Aguayo, Florida State	187
2	Ross Martin, Duke	144
3	Cody Clark, Middle Tennessee	136
4	Jake Elliott, Memphis	134
5	Elliott Fry, South Carolina	119



PLAYER OF THE WEEK ACCOLADES

AMERICAN ATHLETIC CONFERENCE

Sept. 21	Jake Elliott	Special Teams Player of the Week
Sept. 28	Spencer Smith	Special Teams Player of the Week
Oct. 5	Nick Jacobs	Special Teams Player of the Week
Oct. 19	Paxton Lynch	Offensive Player of the Week
Oct. 26	Paxton Lynch	Offensive Player of the Week
Nov. 2	Jake Elliott	Special Teams Player of the Week

DAVEY O'BRIEN AWARD'S "GREAT 8"

Oct. 19	Paxton Lynch
Oct. 26	Paxton Lynch

MANNING AWARD STARS OF THE WEEK

Sept. 14	Paxton Lynch
Sept. 21	Paxton Lynch
Oct. 19	Paxton Lynch
Oct. 26	Paxton Lynch

JOHN MACKEY TIGHT END OF THE WEEK

Oct. 21	Paxton Lynch
---------	--------------

TENNESSEE SPORTS WRITERS ASSOCIATION

Sept. 15	Paxton Lynch	Offensive Player of the Week
Oct. 20	Paxton Lynch	Offensive Player of the Week
Oct. 27	Paxton Lynch	Offensive Player of the Week

TIGERS IN THE NFL

MEMPHIS' CURRENT NFL PLAYERS

- ▶ Lonnie Ballentine, FS, Houston Texans
- ▶ Jordan Devey, OL, San Francisco 49ers
- ▶ Stephen Gostkowski, PK, New England Patriots
- ▶ Ronald Leary, OL, Dallas Cowboys
- ▶ Bobby McCain, CB, Miami Dolphins
- ▶ Clinton McDonald, DT, Tampa Bay Buccaneers
- ▶ Dontari Poe, DT, Kansas City Chiefs
- ▶ DeAngelo Williams, RB, Pittsburgh Steelers

NFL Practice Squads

- ▶ Marcus Ball, DB, Carolina Panthers
- ▶ Akeem Davis, Tampa Bay Buccaneers
- ▶ Martin Ifedi, Tampa Bay Buccaneers



MORE ON THE WALK-ON RECEIVERS

- ▶ For his career, Frazier has caught 129 receptions for 1,496 yards. He has broke into the Memphis statistical top-20 for both catches (sixth) and yards (12th)
- ▶ **Anthony Miller**, who has 624 receiving yards on 41 catches, recorded his first, multi-touchdown game against Navy. Miller had an 11-yard touchdown reception and scored on a one-yard run in the third quarter of the game with the Midshipmen.
- ▶ Miller is the co-leader in touchdown receptions with four.
- ▶ **Phil Mayhue** has caught 46 passes for 601 yards in 2015. Mayhue transferred to Memphis from the Atlanta Sports Academy as a walk-on ahead of the 2014 season.
- ▶ **Tevin Jones** has caught 19 passes for 300 yards, including four touchdown receptions. Jones had a four-catch, 77-yard game against Tulsa which included touchdown receptions of 58 and five yards.

MORE RECEIVING NOTES

- ▶ The last time Memphis had three or more receivers with 1,000 receiving yards was 2008 when the Tigers finished the year with four players closing out the year with 1,000 yards – **Duke Calhoun** (2058), **Carlos Singleton** (1858), **Maurice Jones** (1356) and **Ernest Williams** (1061).
- ▶ Both Calhoun and Singleton added to their numbers the following year and rank No. 1 and No. 2 on Memphis' career pass receiving chart.
- ▶ Memphis also had three, 1,000 yard receivers following the 1998 season.
- ▶ Memphis has five players with 20+ receptions this season – **Mose Frazier** (64), **Phil Mayhue** (46), **Anthony Miller** (41), **Roderick Proctor** (25) and **Alan Cross** (24).
- ▶ Against Houston, Memphis had 10 receivers combine for 20 receptions for 278 yards. Including Memphis, a total of 18 teams each have five or more receivers catch 20+ passes this season.
- ▶ **Tevin Jones** has 19 receptions in 2015. With his next catch, Memphis will have six receivers with 20+ catches and will join eight programs with six or more including BYU, Ole Miss, Cal and Arizona State who each have six. Eastern Michigan and Texas Tech has each had seven receivers catch 20+ passes. Washington State has an FBS-best nine receivers to catch at least 20 passes.

DOUBLING UP

- ▶ Memphis had four, 100-yard games against Tulsa. Both **Dorland Dorceus** (32-138-2) and **Jamarius Henderson** (14-112-2) had 100-yard rushing games. **Mose Frazier** (110-128-0) and **Anthony Miller** (5-106-1) had 100-yard receiving games.
- ▶ Dorceus and Henderson's 100-yard rushing games marked the first time since 2013 (vs. Arkansas State) that the Tigers had two or more players with 100 rushing yards in a game.
- ▶ Frazier and Miller's 100-yard receiving games is the first time since 2012 that Memphis had two or more players with 100 receiving yards in a game.
- ▶ The last time Memphis had a 100-yard rusher and a 100-yard receiver in the same game came against UTEP in 2009. Against the Miners that year **Curtis Steele** rushed for 240 yards while **Carlos Singleton** had 105 receiving yards).

TIGERS IN OVERTIME GAMES

- ▶ Memphis has been involved in seven overtime games (2-5).
- ▶ The Tigers ended the 2014 season with the first overtime game in five seasons, defeating BYU 55-48 in double overtime at the Miami Beach Bowl.
- ▶ The previous overtime game came in the 2009 season finale at Tulsa. The Golden Hurricane defeated the Tigers 33-30 on Nov. 27, 2009.
- ▶ Prior to the Tulsa game, Memphis' previous overtime game was against SMU and was decided in three overtime periods, 55-52.
- ▶ Memphis has played a total of three, multi-overtime affairs. The Tigers played a three-overtime game against Houston on Oct. 31, 2000. The Cougars won that game 33-30.

MEMPHIS' OVERTIME GAMES

- ▶ Oct. 31, 2000 vs. Houston (L, 33-30/3 ot) ▶ Nov. 11, 2000 vs. Cincinnati (L, 13-10) ▶ Sept. 24, 2005 at Tulsa (L, 37-31)
- ▶ Nov. 18, 2006 vs. Houston (L, 23-20) ▶ Nov. 24, 2007 vs. SMU (W, 55-52/3 ot) ▶ Nov. 27, 2009 at Tulsa (L, 33-30)
- ▶ Dec. 22, 2014 vs. BYU (W, 55-48/2ot)

CRUNCHING THE ATTENDANCE NUMBERS

- ▶ Attendance for the Navy game was announced at 55,212. It is the most-ever for a conference game played by Memphis in the stadium and the second-largest crowd when discounting games played against Southeastern Conference opponents. The largest non-SEC crowd was 57,500 against Arkansas State in 1989.
- ▶ Memphis 232,736 attendance is the highest accumulative attendance by an American Athletic Conference program and the Tigers' 46,547 per game average ranks only second to Temple (51,252).
- ▶ The 60,241 attendance announced for the Ole Miss game marked the seventh-largest crowd to witness a Tigers' game in Liberty Bowl Memorial Stadium.
- ▶ The Ole Miss attendance figure was the highest for Memphis football since the stadium underwent renovations for ADA improvements following the 2012 season which lowered the capacity of the stadium to 59,308.

- ▶ The Ole Miss game was the most-attended Memphis game since the Tigers played host to Tennessee in 2006 (61,783).
- ▶ Memphis drew 45,172 for the Cincinnati game. The attendance followed up a crowd of 41,730 for the season opener against Missouri State.
- ▶ Prior to the Tulane game which drew 30,381 to a rain-soaked Liberty Bowl, the 40,000+ for three consecutive home games to begin the year was a first for Memphis Football.
- ▶ The highest per game average for Memphis Football played in the Liberty Bowl is 41,175 in 2004. The UofM is currently averaging 46,547 per game.

NETWORK COVERAGE

- ▶ Memphis' broadcast television coverage has been unprecedented in 2015.
- ▶ Memphis has appeared on ESPN twice (Cincinnati and Tulsa), ESPN2 three times (USF, Navy and Houston), a split broadcast where a majority of the nation saw the Ole Miss game on ABC and last week's game against Tulane on CBS Sports Network.
- ▶ Memphis has had four games viewed by at least one million people. Memphis' game against Ole Miss game played on ABC had a viewership of 3,310,625. Locally, the game against the Rebels attracted a 22.6 rating and a 39 share in the Memphis DMA.
- ▶ The Tigers also earned local ratings of 12.0 or better for their conference games against Cincinnati and Tulsa on ESPN.
- ▶ Memphis's American Athletic Conference opener against Cincinnati on Sept. 24 was broadcast as a Thursday night game, the only FBS game played that night. Nationally, the Cincinnati game drew a viewership of 1,241,277 while the Tulsa game drew 1,215,920. The USF game had an audience of 1,154,610.
- ▶ With the ABC broadcast of the Ole Miss game, Memphis played on an over-the-air network for the first time since a 21-17 win over then, No. 6 Tennessee on Nov. 9, 1996.

ACADEMIC RECOGNITION

- ▶ Junior TE **Daniel Montiel** was voted to the CoSIDA Academic All-District team and will now appear on the CoSIDA Academic All-America ballot. Montiel, a two-year letter winner at Memphis, has played in all nine games this season, starting the last two in a two, tight-end set.
- ▶ On the season, Montiel, a native of Arlington, Texas, has nine catches for 140 yards and two touchdowns and has played in 29 career games.
- ▶ An accounting major with a 3.72 GPA, Montiel has twice been a member of the American Athletic Conference All-Academic team and has been a member of the Tiger 3.0 club in every semester at Memphis. A multiple-semester honoree on the Dean's List, Montiel was also an honoree of the Tiger Academic 30 award in multiple semesters.
- ▶ This is the second straight season Memphis football has had a CoSIDA first team Academic All-District III honoree. Former Tiger Charles Harris was also a first team honoree last season.

ACADEMICS & TIGER DEGREES

- ▶ Memphis Football recorded its highest grade-point average in program history and its highest graduation success rate over the last year.
- ▶ Memphis's 2015 roster includes five graduates - **Alan Cross** (B.S. in Chemistry), **Mose Frazier** (B.S. in Business Management), **Ryan Mack** (B.S. in Justice Management from Louisville) and **Micah Simmons** (Health & Sports Science).
- ▶ Over the course of the 2014-15 academic year, which ended with August's summer commencement, the balance of the 2014 senior class earned their bachelor's degree from the University of Memphis.
- ▶ The UofM had 22 football student-athletes graduate over the past year.
- ▶ The 2014 Memphis roster additionally included four players who returned for their final year of eligibility as UofM graduates - **Al Bond**, **Brandon Hayes**, **Martin Ifedi** and **Melvin Jones**.

ACADEMIC RECOGNITION

- ▶ Memphis senior OL **Micah Simmons**, who is one of the five college graduates on this year's team, is a semifinalist for the National Football Foundation's Scholar-Athlete Awards.
- ▶ Presented by Fidelity Investments, the awards were established in 1959 as the first initiative in history to honor scholar-athletes with post-graduate scholarships for their combined athletic, academic and leadership abilities. In 2011, Fidelity Investments became the first official sponsor in the 54-year history of the prestigious program, which has awarded more than \$10.7 million to 804 individuals since its inception.
- ▶ The program currently provides \$313,000 each year in postgraduate scholarships to the nation's top scholar-athletes from all levels of collegiate play.
- ▶ Nominated by their schools, which are limited to one nominee each, candidates must be a senior or graduate student in their final year of eligibility, have a grade point average of at least 3.2 on a 4.0 scale, have outstanding football ability as a first team player and have demonstrated strong leadership and citizenship.
- ▶ Simmons graduated from the University of Memphis in May with a bachelor's degree in Health and Sports Science. As an undergraduate, Simmons carried a 3.63 grade-point average.
- ▶ Simmons is pursuing a second degree in Health and Sports Performance.
- ▶ On the playing field, Simmons has seen action in 37 games, starting 10 contests. He has played over 1,000 snaps while seeing action at all three interior line positions (right and left guard as well as center).

NATIONAL POLLS

AP TOP 25

1	Clemson (55)	11-0	1,518
2	Alabama (6)	10-1	1,469
3	Iowa	11-0	1,325
4	Notre Dame	10-1	1,317
5	Oklahoma	10-1	1,295
6	Michigan State	10-1	1,286
7	Baylor	9-1	1,161
8	Ohio State	10-1	1,051
9	Oklahoma State	10-1	995
10	Florida	10-1	926
11	North Carolina	10-1	900
12	Michigan	9-2	855
13	Stanford	9-2	816
14	Florida State	9-2	680
15	TCU	9-2	652
16	Navy	9-1	647
17	Northwestern	9-2	593
18	Oregon	8-3	470
19	Mississippi	8-3	358
20	Washington State	8-3	354
21	Houston	10-1	275
22	UCLA	8-3	230
23	Mississippi State	8-3	132
24	Toledo	9-1	123
25	Temple	9-2	107

Others receiving votes: Utah 100, Pittsburgh 60, LSU 33, Texas A&M 27, Wisconsin 21, Air Force 15, USC 8, Arkansas 7, Western Kentucky 6, Georgia 5, BYU 3, Tennessee 2, Arkansas State 1, West Virginia 1, USF 1.

AMWAY COACHES POLL

1	Clemson (58)	11-0	1590
2	Alabama (5)	10-1	1531
3	Iowa (1)	11-0	1419
4	Notre Dame	10-1	1373
5	Oklahoma	10-1	1364
6	Michigan State	10-1	1302
7	Baylor	9-1	1201
8	Ohio State	10-1	1138
9	Florida	10-1	1047
10	Oklahoma State	10-1	956
11	North Carolina	10-1	929
12	Stanford	9-2	881
	Michigan	9-2	881
14	Florida State	9-2	783
15	Navy	9-1	674
16	Texas Christian	9-2	626
17	Northwestern	9-2	569
18	Oregon	8-3	482
19	Mississippi	8-3	383
21	Houston	10-1	256
22	Mississippi State	8-3	230
23	UCLA	8-3	224
24	Temple	9-2	116
25	Utah	8-3	101

Others receiving votes: LSU 82, Toledo 69, Wisconsin 58, Texas A&M 54, Pittsburgh 46, Georgia 34, Southern California 27, Western Kentucky 12, Arkansas 7, Air Force 6, West Virginia 6, Bowling Green 5, Brigham Young 5, San Diego State 3, Appalachian State 2, Arkansas State 1.





STADIUM FACTS

Capacity	59,308
Surface	AstroTurf®
Location	335 South Hollywood, Memphis
First Game	Sept. 18, 1965
Opponent	Ole Miss
Score	Ole Miss 34, Memphis 14
All-Time LBMS Record	157-142-7
Most Points Scored	69 vs. Louisville (1969)
Most Points Scored by Opponent	59, Miss. State (2011)

TOP CROWDS

1996	Tennessee	65,885
1991	Mississippi	65,483
1992	Tennessee	65,234
1987	Mississippi	64,187
2000	Tennessee	63,121
2006	Tennessee	61,783
2015	Mississippi	60,241
1989	Mississippi	59,795
1999	Mississippi	57,523
1989	Arkansas State	57,500
2015	Navy	55,212
1988	Tennessee	55,173
2005	Mississippi	53,339
1981	Mississippi	53,170
1979	Mississippi	53,166
2004	Louisville	52,384

TOP CROWDS (DISCOUNTING SEC OPPONENTS)

1989	Arkansas State	57,500
2015	Navy	55,212
2004	Louisville	52,384
1990	Arkansas State	50,178
2003	USF	47,875
2005	UAB	47,669
2004	Southern Miss	47,163
2005	Marshall	46,403
2014	Middle Tennessee	46,378
2015	Cincinnati	45,172
2013	Duke	44,237
2003	Louisville	44,081
1984	Louisiana-Lafayette	42,256
2015	Missouri State	41,730
2008	Louisville	40,248
2003	East Carolina	40,131

LIBERTY BOWL MEMORIAL STADIUM

The University of Memphis football program is fortunate to have one of the finest facilities in the nation in which to play its home games. Liberty Bowl Memorial Stadium, "built by the citizens of Memphis," is a memorial to the veterans of World War I, World War II and the Korean War. The renovated 59,308-seat facility, built in 1965 at a cost of \$3.7 million by the city of Memphis, is operated by the Memphis Park Services Department.

The Tigers inaugurated the stadium in the fall of 1965 and in 50-plus years, have compiled a 157-142-7 record in the Liberty Bowl. The stadium features an AstroTurf® playing surface, spacious locker rooms and a four-level press box which features a VIP stadium club. The playing surface, which had been natural grass through the 2004 season, was replaced with a FieldTurf surface prior to the 2005 campaign. For the 2012 season, the surface changed to AstroTurf®, a surface used in several FBS collegiate and NFL stadiums. The field surface upgrade was part of major renovations to the stadium for 2012.

The centerpiece of the 2012 renovations at Liberty Bowl Memorial Stadium was a \$2.5 million video scoreboard and sound system. A generous donation provided by Fed Ex to the U of M paved the way for the video board/sound system upgrades.

The south end zone features a 98x48-foot, state-of-the-art video board with a sound system located on the sides of the structure. The speakers and cap/or crown of the scoreboard makes the structure's actual size grow to 106 feet by 58 feet. According to available statistics, the board is one of the top-10 largest video boards in the nation.

In 2012, the north end zone was updated with an LED board that is 38x10 feet in size.

In addition to the \$850,000 FieldTurf playing surface for the 2005 season, the Liberty Bowl underwent several aesthetic changes the last six years (2005-11) that made the stadium look more like the "Home of the Tigers."

Prior to the start of the 2006 season, Jim McDonald of McDonald Outdoor provided several large photo wraps on the walls of the stadium's entrances to welcome Tigers fans. Graphics wraps were unveiled around the stadium's interior in 2008, and a face-lift project for the stadium's restrooms on the lower concourse was completed prior to the start of the season.

A major renovation project took place at the Liberty Bowl prior to the start of the 2009 season when the Tigers and visitors' locker rooms both

underwent makeovers. The most notable change was the separation of the two locker rooms in the north tunnel. The Tigers' locker room remained in the north tunnel, while the visitors' locker room moved to the stadium's south tunnel.

Renovations in both 2009 and 2013 have brought the stadium into compliance with ADA specifications. The two separate renovations lowered the stadium's capacity from 62,380 to 59,308.

In the spring of 2010, the Memphis City Council approved a \$15.7 million capital improvements budget to upgrade the grounds surrounding the Liberty Bowl. Included in the renovations was the construction of a grand entrance off East Parkway which City Council approved naming "Tiger Lane" in honor of the facility's longest tenant — the University of Memphis. "Tiger Lane" officially opened Sept. 18, 2010, when Memphis hosted Middle Tennessee.

Prior to the recent upgrades in the 2000s, the previous major renovation came in 1987 to a tune of \$19.5 million. Included in the 1987 facelift were the addition of the sky-suites located on the east side of the stadium, approximately 12,000 seats in the stands and a stadium club to accommodate donors. Other areas of the stadium also were vastly improved, including the lighting system, playing surface, handicap seating area, concession stands and restroom facilities.

In December of 1983, city of Memphis officials named the playing surface Rex Dockery Field in honor of the late Tigers coach who was killed in a plane crash.

The stadium also hosts the annual AutoZone Liberty Bowl Game, as well as the Southern Heritage Classic. In spring of 2011, the world-renowned 'Memphis In May' BBQ Contest was moved to "Tiger Lane" from Tom Lee Park on the Mississippi River as a result of flooding in that area.

Throughout the 50-year history, several professional teams have called the Liberty Bowl home. In 1974, the Grizzlies of the World Football League played their only season in Memphis. From 1978-80, the stadium hosted the Memphis Rogues of the North American Soccer League, and later in 1984-85, the Showboats of the U.S. Football League (USFL). Three other professional football organizations spent one season in the Liberty Bowl, including the XFL's Memphis Maniax (2001), the NFL's Tennessee Oilers (1997) and the CFL's Memphis Mad Dogs (1995).

MEMPHIS DEPTH CHART

OFFENSE

QB	12	Paxton Lynch	6-7	245	r-Jr./2L	Deltona, Fla./Trinity Christian Academy
	10	Clay Hologorsen	6-1	195	r-Fr./SQ	Katy, Texas/James E. Taylor HS
	-or- 15	Jason Stewart	6-3	205	Sr./1L	Alexandria, Va./Hayfield Secondary/Dodge City CC
RB	11	Sam Craft	6-0	210	Jr./2L	Memphis, Tenn./Olive Branch HS
	25	Jarvis Cooper	6-1	245	So./1L	West Memphis, Ark./West Memphis Senior HS
WR	87	Tevin Jones	6-2	225	r-Sr./3L	League City, Texas/Clear Creek HS
	3	Anthony Miller	5-11	190	r-So./SQ	Memphis, Tenn./Christian Brothers HS
WR	89	Phil Mayhue	6-3	210	So./1L	Sicklerville, N.J./Winslow Township HS/Atlanta Sports Acad.
	18	Roderick Proctor	5-11	175	So./1L	Orlando, Fla./Dr. Phillips HS
WR	5	Mose Frazier	5-11	190	r-Sr./2L	Memphis, Tenn./Whitehaven HS
	19	Jae'Lon Oglesby	5-11	175	Fr./HS	Central, S.C./D.W. Daniel HS/Fork Union Military Academy
TE	40	Alan Cross	6-1	235	r-Sr./3L	Millington, Tenn./Millington HS
	80	Daniel Montiel	6-3	240	r-Jr./2L	Arlington, Texas/Arlington HS
LT	77	Taylor Fallin	6-6	330	r-Sr./3L	Bowie, Md./Hargrave Military Academy
	57	Alexander Karr	6-5	285	r-Soph./1L	Bartlett, Tenn./Christian Brothers HS
LG	65	Christopher Roberson	6-7	330	r-Jr./2L	Memphis, Tenn./Central Baptist School
	63	Tyler Useton	6-3	310	Sr./1L	Great Bend, Kan./Great Bend HS/Butler CC
C	54	Drew Kyser	6-5	300	Fr./HS	Opelika, Ala./Opelika HS
	75	Michael Stannard	6-2	290	r-Jr./2L	Columbia, Mo./Rock Bridge HS
RG	71	Gabe Kuhn	6-4	295	r-So./1L	Wildwood, Mo./Lafayette HS
	70	Micah Simmons	6-3	295	Sr./3L	Lindale, Texas/Lindale HS
RT	72	Trevon Tate	6-4	280	r-Fr./SQ	Houston, Texas/North Shore HS
	74	Ryan Mack	6-5	310	Sr./TR	Memphis, Tenn./Wooddale HS/Louisville

DEFENSE

DE	15	Christian Johnson	6-5	255	r-So./1L	Memphis, Tenn./Southwind HS
	14	Latarius Brady	6-2	280	r-Jr./2L	Memphis, Tenn./East HS
NT	58	Donald Pennington	6-2	295	r-Jr./2L	Amite, La./Amite HS
	98	Jared Gentry	6-2	325	Fr./HS	Opelika, Ala./Opelika HS
DE	48	Ernest Suttles	6-5	265	r-So./1L	Tampa, Fla./Gaither HS
	91	Ricky Hunter	6-3	290	r-Sr./3L	Auburn, Ala./Loachapoka HS
DAWG	34	Jackson Dillon	6-6	245	Jr./2L	Ringling, Okla./Ringling HS
	13	DeMarco Montgomery	6-3	245	Jr./Tr	Atmore, Ala./Spanish Fort HS/East Mississippi CC
WLB	6	Genard Avery	6-1	255	So./1L	Grenada, Miss./Grenada HS
	45	Noah Robinson	6-4	225	So./1L	Worcester, Ma./Doherty Memorial HS/Atlanta Sports Academy
MLB	53	Leonard Pegues	5-11	240	Sr./3L	Olive Branch, Miss./Olive Branch HS
	30	Shareef White	6-1	230	So./1L	Grenada, Miss./Grenada HS
SLB	16	Wynton McManis	6-1	225	Sr./3L	Olive Branch, Miss./Olive Branch HS
	29	Darian Porter	6-3	230	So./TR	Louisville, Ky./Seneca HS/Mt. San Jacinto College
CB	10	Dontrell Nelson	6-1	180	Jr./2L	Olive Branch, Miss./Olive Branch HS
	9	Jamil Collins	5-11	170	r-So./1L	Olive Branch, Miss./Olive Branch HS
FS	39	Reggis Ball	5-11	210	r-Sr./3L	Stone Mountain, Ga./Stephenson HS
	27	Dion Witty	5-10	190	Sr./3L	Coral Springs, Fla./Coral Springs HS
SS	17	Chris Morley	5-11	195	r-Jr./2L	Plantation, Fla./South Plantation HS
	32	DaShaughn Terry	6-0	190	r-So./1L	Blue Springs, Mo./Blue Springs HS/Iowa Western JC
CB	12	Chauncey Lanier	5-10	185	r-Jr./2L	Davie, Fla./Nova HS
	8	Arthur Maulet	5-11	190	Jr./TR	Harvey, La./Bonnabel HS/Copiah-Lincoln CC

SPECIAL TEAMS

KOR	19	Jae'Lon Oglesby	5-11	175	Fr./HS	Central, S.C./D.W. Daniel HS/Fork Union Military Academy
	11	Sam Craft	6-0	210	Jr./2L	Memphis, Tenn./Olive Branch HS
PR	18	Roderick Proctor	5-11	165	So./1L	Orlando, Fla./Dr. Phillips HS
	3	Anthony Miller	5-11	190	r-So./SQ	Memphis, Tenn./Christian Brothers HS
P	36	Spencer Smith	6-1	175	r-So./1L	Newnan, Ga./East Coweta HS
	47	Nick Jacobs	6-1	190	So./1L	Melbourne, Victoria, Australia/Brighton Grammar
PK	46	Jake Elliott	5-10	165	Jr./2L	Western Springs, Ill./Lyons Township HS
	36	Spencer Smith	6-1	175	r-So./1L	Newnan, Ga./East Coweta HS
LS	41	Trevor Morgan	6-1	210	Jr./2L	Fayetteville, Ga./Whitewater HS
	52	Tim Belles	6-5	250	Fr./HS	Germantown, Tenn./Houston HS
H	35	Evan Michael	6-1	230	r-So./1L	Germantown, Tenn./Christian Brothers HS

PRONUNCIATION KEYS

Genard Avery.....Jah-nard
 Reggis Ball.....REE-Jus
 Latarius Brady.....Luh-ter-E-us
 Doroland Dorceus.....DOOR-uh-luhn DOR-CEE-us
 Mose Frazier.....MOZ
 Jamarius Henderson.....Juh-mer-E-us
 Khalil Johnson.....Kah-LEEL
 Tevin Jones.....Teh-vin
 Gabe Kuhn.....CUN
 Arthur Maulet.....Mahl-et
 Daniel Montiel.....Mon-TEEL
 Jae'Lon Oglesby.....JA-lon

Leonard Pegues.....Puh-GEES
 Joseph Prevost.....PREE-VOST
 Nick Raby.....RA-BE
 Christopher Roberson.....Rob-er-son
 Mechane Slade.....Meh-SHANE
 Michael Stannard.....Stan-erd
 DaShaughn Terry.....Da-Shawn
 Malik Thomas.....Muh-LEEK
 Tyler Useton.....Us-uhl-ton
 Tearris Wallace.....Tehr-et
 Shareef White.....Sha-REEF

PARTICIPATION

No	Name, Pos	'12	'13	'14	'15	Total
2	Ty Northern, DB	-	-	-	11/0	11/0
3	Anthony Miller, WR	-	-	-	10/3	10/3
4	Robert Davis, RB	-	-	3/0	-	3/0
5	Mose Frazier, WR	-	12/3	13/7	11/8	36/18
6	Genard Avery, LB	-	-	13/1	11/7	24/8
7	Curtis Akins, LB	-	-	-	6/0	6/0
8	Arthur Maulet, DB	-	-	-	11/7	11/7
9	Jamil Collins, DB	-	-	1/0	9/0	10/0
10	Clay Hologorsen, QB	-	-	-	3/0	3/0
10	Dontrell Nelson, DB	-	9/0	12/0	11/6	32/6
11	Sam Craft, ATH	-	12/8	8/6	10/6	30/20
12	Chauncey Lanier, DB	-	8/0	12/0	11/7	31/7
12	Paxton Lynch, QB	-	12/12	13/13	11/11	36/36
13	DeMarco Montgomery, DL	-	-	-	11/0	11/0
14	Latarius Brady, DL	-	12/0	13/7	11/2	36/9
15	Christian Johnson, DL	-	-	6/0	11/8	17/8
15	Jason Stewart, QB	-	-	5/0	-	5/0
16	Wynton McManis, LB	12/8	12/0	10/6	11/10	45/24
17	Chris Morley, DB	-	12/0	10/0	11/5	33/5
18	Roderick Proctor, WR	-	-	13/3	10/0	23/3
19	Jae'Lon Oglesby, WR	-	-	-	9/0	9/0
23	B.J. Ross, DB	-	12/0	13/0	10/0	35/0
24	Tearris Wallace, RB	-	-	3/0	1/0	4/0
25	Jarvis Cooper, RB	-	-	13/0	10/0	23/0
26	Jamarius Henderson, RB	-	-	-	9/0	9/0
27	Dion Witty, DB	-	8/0	11/2	9/5	28/8
28	Doroland Dorceus, DB	-	9/1	5/0	11/5	25/6
29	Darian Porter, LB	-	-	-	9/0	9/0
30	Shareef White, LB	-	-	12/0	11/3	23/3
31	Anthony Young, DB	-	-	7/0	1/0	8/0
32	DaShaughn Terry, DB	-	-	13/0	11/6	24/6
33	Phillip Sumpter, DB	-	-	2/0	11/0	13/0
34	Jackson Dillon, DAWG	-	12/8	13/12	11/11	36/31
34	Darius Lee, RB	-	-	-	2/0	2/0
35	Evan Michael, P	-	-	13/0	11/0	24/0
35	Frank Wims, WR	-	-	-	2/0	2/0
36	Spencer Smith, P	-	-	13/0	11/0	24/0
38	Tyler Charette, LB	-	-	-	1/0	1/0
39	Reggis Ball, DB	12/0	12/2	13/11	10/8	48/21
40	Alan Cross, TE	12/10	11/10	13/11	11/11	47/42
41	Isaiah Farris, WR	-	-	-	11/0	11/0
41	Trevor Morgan, LS	-	12/0	13/0	11/0	36/0
43	Deandre Jordan, LB	-	-	-	8/0	8/0
45	Noah Robinson, LB	-	-	13/1	11/4	24/5
46	Jake Elliott, PK	-	12/0	13/0	11/0	36/0
47	Nick Jacobs, P	-	-	10/0	6/0	16/0
48	Ernest Suttles, DL	-	-	13/8	10/4	23/12
50	Lenard Harden, LB	-	7/0	2/0	11/0	20/0
51	Jace Neville, OL	-	-	-	1/0	1/0
53	Leonard Pegues, LB	12/0	12/0	13/0	11/7	47/7
54	Drew Kyser, OL	-	-	-	11/10	11/10
57	Alexander Karr, OL	-	-	3/0	2/0	5/0
58	Donald Pennington, DL	-	10/2	12/0	11/11	33/13
60	Cooper Williams, OL	-	-	-	1/0	1/0
63	Tyler Useton, OL	-	-	13/13	10/5	23/18
64	Zach Collins, OL	-	-	13/3	10/0	23/3
65	Chris Roberson, OL	-	11/0	13/0	10/5	34/5
70	Micah Simmons, OL	12/3	10/5	9/0	11/2	42/10
71	Gabe Kuhn, OL	-	-	13/13	10/10	23/23
72	Trevon Tate, OL	-	-	-	11/8	11/8
74	Ryan Mack, OL	-	-	-	7/3	7/3
75	Michael Stannard, OL	11/0	-	12/6	11/0	34/6
77	Taylor Fallin, DL	8/2	12/10	13/12	10/10	43/34
78	Nick Thomas, OL	-	-	-	1/0	1/0
80	Daniel Montiel, TE	-	9/0	10/3	11/3	30/6
83	Daniel Hurd, WR	-	11/2	5/0	7/0	23/2
84	Robby Young, TE	-	-	9/0	10/0	19/0
85	Greg McKillion, WR	-	-	8/0	4/0	12/0
87	*Tevin Jones, WR	12/1	12/7	13/10	11/8	49/26
88	Drew Bishop, WR	-	4/0	10/0	5/0	19/0
89	Phil Mayhue, WR	-	-	13/1	11/11	24/12
91	Ricky Hunter, DL	12/5	12/8	13/2	11/7	48/11
93	Cortez Crosby, DL	-	-	13/0	6/1	19/0
94	Isadore Outing, DL	-	-	-	1/0	1/0
95	Michael Edwards, DL	-	-	-	11/0	11/0
96	Emmanuel Cooper, DL	-	-	-	2/0	2/0
98	Jared Gentry, DL	-	-	-	10/0	10/0

*Played one game in 2011

2015 MEMPHIS GAME RECAPS

GAME 1 ▸ ESPN3

MEMPHIS 63, MISSOURI STATE 7

SEPTEMBER 5 ▸ LIBERTY BOWL ▸ MEMPHIS, TENN.

Eight starters lost from last season's Tigers defense. Well, no problem early on in 2015.

The University of Memphis used a suffocating defensive performance to hold Missouri State to 125 yards of total offense in an impressive 63-7 victory in the 2015 season opener for both programs. Before a crowd of 41,730 at Liberty Bowl Memorial Stadium, the Tigers defense also held the visiting Bears to 18 yards rushing on 30 carries and only 10 first downs.

In the 2014 season opener, the Memphis defense held Austin Peay to 146 yards of total offense and 10 first downs, the last time the Tigers held an opponent to both fewer than 150 yards of total offense and 10 or fewer first downs. The last time Memphis held an opponent to under 50 yards rushing was at Houston in 2013. The Cougars managed only 38 yards on the ground in that contest.

The defense also helped in two first-quarter scoring drives for Memphis, recovering two fumbles deep in Bears territory.

The first short-field drive was set up when Jackson Dillon recovered a Breck Ruddick fumble at the Missouri State 25 yard line. Five plays later, Paxton Lynch hooked up with Mose Frazier for a five-yard scoring strike to give the Tigers a 7-0 lead. Then, on Missouri State's third possession, Ryan Heaston fumbled, and Wynton McManis scooped up the loose ball at the Bears 36 yard line, setting up another short field for the Memphis offense. Five plays later, Doroland Dorceus went over from two yards out for a 21-0 Tigers first-quarter lead.

Taking a cue from the defense, the special teams got into the scoring act late in the first quarter when Roderick Proctor returned a punt 63 yards for a score. It was the Tigers' first punt return for a touchdown by a returner in 129 games. The last time a Memphis return man scored was against Tulane in the 2004 campaign.

Frazier and Dorceus each scored another first-half touchdown, and Jarvis Cooper added a four-yard touchdown run to give Memphis a 42-0 halftime lead.

Cooper scored on another four-yard scamper just after halftime before Missouri State got on the board. The Bears' lone touchdown came with five minutes left in the third quarter when Ruddick hit Malik Earl from two yards out.

The Tigers added two more late touchdowns for the 63-7 final.

Cooper led the Tigers rushing attack with a career-high 102 yards on 18 carries and two scores.

Lynch, who only played in the first half, was 8-of-12 passing for 78 yards and one touchdown. Clay Holgorsen, who came on in relief of Lynch, went 7-of-8 passing for 80 yards and his first collegiate touchdown toss. Frazier led the Tigers receiving corps with six receptions for 89 yards and two scores.

Score By Quarters	1	2	3	4	Total
Missouri State (0-1)	0	0	7	0	7
Memphis (1-0)	28	14	14	7	63

1 st	13:07	MEM - Mose Frazier 5 pass from Paxton Lynch (Jake Elliott kick)	5-25	0:59
	10:22	MEM - Frazier 44 pass from Phillip Mayhue (Elliott kick)	4-66	1:08
	8:26	MEM - Doroland Dorceus 2 run (Elliott kick)	5-36	1:48
	4:28	MEM - Roderick Proctor 63 punt return (Elliott kick)		
2 nd	13:38	MEM - Jarvis Cooper 4 run (Elliott kick)	10-70	3:39
	2:32	MEM - Dorceus 1 run (Elliott kick)	7-67	2:17
3 rd	9:23	MEM - Cooper 4 run (Elliott kick)	12-80	5:37
	5:24	MSU - Malik Earl 2 pass from Breck Ruddick (Shelby Harris kick)	9-75	3:59
	0:53	MEM - Jae'Lon Oglesby 4 pass from Clay Holgorsen (Elliott kick)	10-75	4:31
4 th	4:42	MEM - Jamarius Henderson 6 run (Elliott kick)	3-21	1:12

Team Statistics	MSU	MEM
First Downs	10	27
Rushes-Net Rushing Yards	30-18	60-317
Passing Yards	107	202
Passing: Att-Comp-Int	15-25-0	16-21-0
Total Offense: Plays-Yards	55-125	81-519
Fumbles: Number-Lost	6-3	0-0
Penalties: Number-Yards	5-56	9-92
Punts: Number-Yards	10-39.9	4-46.5
Possession Time	26:10	33:50
Third-Down Conversions	2 of 14	9 of 14
Fourth Down Conversions	0 of 0	1 of 1
Red-Zone: Scores-Chances	1-1	7-7
Sacks: Number-Yards	0-0	1-6

Individual Statistical Leaders

Rushing: Missouri State – Calan Crowder 6-18-0, Ryan Heaston 4-16-0, Breck Ruddick 10-5-0, Maddy Johnson 1-4-0; **Memphis** – Jarvis Cooper 18-102-2, Jamarius Henderson 15-73-1, Sam Craft 12-72-0, Paxton Lynch 3-27-0, Doroland Dorceus 6-19-2, Tarris Wallace 3-12-0.

Passing: Missouri State – Breck Ruddick 14-24-0-101-1, Brodie Lambert 1-1-0-6-0; **Memphis** – Paxton Lynch 8-12-0-78-1, Clay Holgorsen 7-8-0-80-1, Phil Mayhue 1-1-0-44-1.

Receiving: Missouri State – LeMarcus Stewart 4-23-0, Malik Earl 4-22-1, Zac Hoover 3-44-0; **Memphis** – Mose Frazier 6-89-2, Roderick Proctor 3-51-0, Greg McKillion 2-22-0, Jae'Lon Oglesby 2-13-1.

Tackles: Missouri State – Dylan Cole 6-2-8, Anthony Upchurch 5-3-8, Christian Hoffman 5-3-8; **Memphis** – Arthur Maulet 3-0-3, Phillip Sumpter 3-0-3, DaShaughn Terr 3-0-3, Wynton McManis 3-0-3.

GAME 2 ▸ ESPN3

MEMPHIS 55, KANSAS 23

SEPTEMBER 12 ▸ MEMORIAL STADIUM ▸ LAWRENCE, KAN.

Paxton Lynch threw for a career-high 354 yards and wide receiver Mose Frazier had a career-high 141 all-purpose yards to lift Memphis to an impressive 55-23 road victory at Big 12 member Kansas.

Lynch was 22-of-25 passing and tossed two touchdowns. The 354-yard performance bettered his previous career high of 311 yards in last season's 41-14 win at Cincinnati. It also was his fifth career 300-yard passing game.

Frazier had three rushes for 64 yards and a score and added four receptions for 77 yards to account for his 141 yards. He scored one touchdown on a career-long 60-yard scamper.

Memphis piled up 651 yards of total offense, the second-most for a single game in school history. The school record is 659 yards set in a 69-19 rout of rival Louisville in 1969.

The Tigers carried momentum and a 24-13 lead into the second half and pulled away from the Jayhawks. Frazier's 60-yard touchdown run put Memphis up 31-13.

After a Kansas touchdown, Memphis scored the game's next 24 points to grabbed an insurmountable 55-20 advantage. Lynch hit Daniel Montiel for a three-yard scoring strike, and Jarvis Cooper and Jamarius Henderson each hit pay dirt from a yard out for the Tigers' three touchdowns in the 24-0 spurt. Jake Elliott added a 32-yard field goal in the run.

The game, though, got off to a shaky start for the Tigers, as on their opening possession, they fumbled on their first play from scrimmage. The fumble set up the KU offense at the Memphis 10 yard line, but after netting a minus-two yards on three plays, the Jayhawks settled for a Nick Bartolotta 30-yard field goal to take an early 3-0 advantage.

The shaky start continued for Memphis on its second drive. The Tigers went backwards for seven yards on three plays and had to punt. The Jayhawks took over on their own 27 and marched 73 yards on five plays to take a 10-0 lead. Ke'aun Kinner scored on a five-yard scamper around the right end.

That's when the Tigers offense woke up.

Memphis scored on its next three possessions (two touchdowns, one field goal) to take a 17-10 advantage. The Tigers combined to rack up 183 of its 267 first-half yardage on the three drives. The touchdown drives ended in scoring runs from Sam Craft and Doroland Dorceus, and Elliott connected on a 27-yard field goal.

Score By Quarters	1	2	3	4	Total
Memphis (2-0)	10	14	24	7	55
Kansas (0-2)	10	3	7	3	23

1 st	12:34	KU - Nick Bartolotta 30 FG	4-(-2)	0:44
	9:48	KU - Ke'aun Kinner 5 run (Bartolotta kick)	5-73	1:25
	6:26	MEM - Sam Craft 1 run (Jake Elliott kick)	8-75	3:22
	2:28	MEM - Elliott 27 FG	7-39	2:23
2 nd	13:45	MEM - Doroland Dorceus 9 run (Elliott kick)	6-69	1:16
	6:54	KU - Bartolotta 33 FG	13-65	4:00
	0:32	MEM - Tevin Jones 6 pass from Paxton Lynch (Elliott kick)	10-80	4:07
3 rd	14:04	MEM - Mose Frazier 60 run (Elliott kick)	3-75	0:56
	11:20	KU - Montell Cozart 7 run (Bartolotta kick)	10-75	2:44
	9:14	MEM - Daniel Montiel 3 pass from Lynch (Elliott kick)	7-75	2:06
	3:53	MEM - Elliott 32 FG	8-65	1:28
	1:01	MEM - Jarvis Cooper 1 run (Elliott kick)	5-62	1:41
4 th	10:56	MEM - Jamarius Henderson 1 run (Elliott kick)	8-71	3:50
	7:57	KU - Matthew Wyman 51 FG	8-42	2:59

Team Statistics	MEM	KU
First Downs	34	23
Rushes-Net Rushing Yards	52-281	46-194
Passing Yards	370	165
Passing: Att-Comp-Int	24-27-0	18-38-0
Total Offense: Plays-Yards	79-651	84-359
Fumbles: Number-Lost	3-3	1-0
Penalties: Number-Yards	7-58	7-68
Punts: Number-Yards	2-50.5	8-36.6
Possession Time	27:39	31:34
Third-Down Conversions	5 of 9	8 of 20
Fourth Down Conversions	0 of 0	0 of 1
Red-Zone: Scores-Chances	7-7	4-5
Sacks: Number-Yards	2-22	1-8

Individual Statistical Leaders

Rushing: Memphis – Jamarius Henderson 11-77-1, Mose Frazier 3-64-1, Jarvis Cooper 9-57-1, Doroland Dorceus 7-49-1, Sam Craft 7-15-1; **Kansas** – Ke'aun Kinner 16-113-1, De'Andre Mann 10-36-0.

Passing: Memphis – Paxton Lynch 22-25-0-354-2, Clay Holgorsen 2-2-0-16-0; **Kansas** – Montrell Cozart 13-28-0-118-0, Deondre Ford 5-10-0-47-0.

Receiving: Memphis – Phil Mayhue 5-68-0, Mose Frazier 4-77-0, Anthony Miller 3-61-0, Jae'Lon Oglesby 2-41-0; **Kansas** – Tyler Patrick 6-38-0, Steven Sims 3-27-0.

Tackles: Memphis – Jackson Dillon 6-2-8, Shareef White 6-1-7, Genard Avery 5-1-6; **Kansas** – Fish Smithson 9-3-12, Marquis Roberts 8-1-9, Brandon Stewart 8-0-8.



2015 MEMPHIS GAME RECAPS

GAME 3 ► AMERICAN SPORTS NETWORK

MEMPHIS 44, BOWLING GREEN 41

SEPTEMBER 19 ► DOYT PERRY STADIUM ► BOWLING GREEN, OHIO

In a battle of two high-powered offenses, Memphis edged Bowling Green for a 44-41 win at Doyt Perry Stadium Saturday. In the end, it was the Tigers defense and special teams that separated the two foes.

Junior place-kicker Jake Elliott scored the winning points on a 29-yard field goal with 7:35 left in the game. Elliott also had field goals of 52 yards and 38 yards in the contest. Bowling Green's kicker Tyler Tate missed his only field goal attempt and was unable to convert one of the team's extra-point attempts.

After the teams went back and forth and scored at will for much of the game, the Memphis defense made stops on the Falcons' final four drives of the game.

Memphis quarterback Paxton Lynch had another banner game, completing 29-of-40 passes for a career-high 386 yards and three touchdowns. On the receiving end of his touchdown passes were wide receiver Tevin Jones, running back Sam Craft and tight end Daniel Montiel. Lynch's career-high 386 yards passing bested his previous high of 354 yards which he threw for in last Saturday's 55-23 win at Kansas.

Bowling Green exploited the Memphis defense through the air for a majority of the game. Falcons quarterback Matt Johnson was 28-of-44 for 443 yards and four touchdowns. Three of his touchdown passes were long-range strikes to Roger Lewis, who finished with seven catches for 261 yards.

Dorland Dorceus led the Tigers rushing attack with 75 yards on 16 carries. He and Craft, who finished with 11 carries for 50 yards, scored rushing touchdowns.

Elliott kicked his 52-yard field goal to start the second half, cutting into the Bowling Green lead. That Tigers' drive was extended on a Nick Jacobs' 11-yard run off a fake punt. For his career, Elliott moved to 8-of-14 on kicks of longer than 50 yards.

Memphis linebacker Genard Avery came up with a huge sack on third down of Bowling Green's first second-half possession. The sack forced the Falcons to attempt a 48-yard field goal, which was missed.

The game see-sawed back and forth as Memphis had an answer for 94 and 62 yard touchdown passes from Johnson to Roger Lewis.

Prior to Elliott's field goal which proved to be the game winner, Memphis tied the game at 41-41 with a 48-yard touchdown pass on a double reverse pass. Lynch handed the ball to Craft who pitched it to Roderick Procter who tossed it back to Lynch. The Tigers quarterback launched it to a wide-open Jones.

Score By Quarters	1	2	3	4	Total
Memphis (3-0)	10	7	17	10	44
Bowling Green (1-2)	14	13	7	7	41

1 st	13:44	BGSU - Roger Lewis 62 pass from Matt Johnson (Tyler Tate kick)	4-75	1:16
	9:11	MEM - Dorland Dorceus 17 run (Jake Elliott kick)	6-56	1:32
	5:47	BGSU - Donovan Wilson 2 run (Tate kick)	10-75	3:24
	1:50	MEM - Jake Elliott 34 FG	9-66	3:52
2 nd	9:40	MEM - Daniel Montiel 6 pass from Paxton Lynch (Elliott kick)	14-88	5:27
	2:11	BGSU - Johnson 23 run (Tate kick)	10-91	2:50
	0:03	BGSU - Teo Redding 9 pass from Johnson (kick failed)	9-90	1:25
3 rd	11:44	MEM - Elliott 52 FG	10-38	3:10
	4:34	MEM - Sam Craft 3 run (Elliott kick)	10-70	4:09
	3:52	BGSU - Roger Lewis 94 pass from Johnson (Tate kick)	2-95	0:36
	1:00	MEM - Craft 60 pass from Lynch (Elliott kick)	6-78	2:46
4 th	14:13	BGSU - Lewis 62 pass from Johnson (Tate kick)	6-75	1:47
	11:19	MEM - Tevin Jones 48 pass from Lynch (Elliott kick)	7-75	2:54
	7:35	MEM - Elliott 29 FG	7-44	2:48

Team Statistics	MEM	BGSU
First Downs	28	24
Rushes-Net Rushing Yards	50-155	29-136
Passing Yards	386	443
Passing: Att-Comp-Int	29-40-0	28-45-0
Total Offense: Plays-Yards	90-541	74-579
Fumbles: Number-Lost	0-0	1-0
Penalties: Number-Yards	7-78	10-92
Punts: Number-Yards	4-46.5	5-44.2
Possession Time	36:41	23:19
Third-Down Conversions	9 of 20	7 of 15
Fourth Down Conversions	3 of 3	1 of 2
Red-Zone: Scores-Chances	5-5	2-2
Sacks: Number-Yards	4-23	2-13

Individual Statistical Leaders

Rushing: Memphis – Dorland Dorceus 16-75-1, Sam Craft 11-50-1, Paxton Lynch 7-17-0, Jarvis Cooper 9-15-0; **BGSU** – Travis Green 11-63-0, Matt Johnson 11-41-1, Fred Copet 5-30-0.

Passing: Memphis – Paxton Lynch 29-40-0-386-3; **BGSU** – Matt Johnson 28-44-0-443-4.

Receiving: Memphis – Mose Frazier 7-66-0, Roderick Procter 4-35-0, Tevin Jones 3-98-1, Sam Craft 3-63-1, Anthony Miller 3-46-0, Phil Mayhue 3-40-0, Alan Cross 3-25-0, Daniel Montiel 3-13-1; **BGSU** – Ryan Burbrink 8-77-0, Roger Lewis 7-261-3, Ronnie Moore 7-64-0, Teo Redding 2-17-1.

Tackles: Memphis – Leonard Pegues 4-4-8; Wynton McManis 4-3-7; Shareef White 4-1-5; **BGSU** – Austin Valdez 9-11-20, Trent Greene 3-7-10, James Sanford 2-7-9.

GAME 4 ► ESPN

MEMPHIS 53, CINCINNATI 46

SEPTEMBER 24 ► LIBERTY BOWL ► MEMPHIS, TENN.

Memphis opened American Athletic Conference play with a heart-palpitating 53-46 victory over longtime rival Cincinnati. The Tigers posted the win before a crowd of 45,172 at Liberty Bowl Memorial Stadium and an ESPN national audience.

The victory, however, wasn't easy to come by for the Tigers. In a game in which the two teams combined for 99 points and over 1,300 yards of total offense, it was a defensive play that sealed the win for Memphis.

After taking a 53-46 lead on a Sam Craft 3-yard score with 53 seconds left, Memphis saw Cincinnati march down inside the Tigers 20 yard line. On a 1st-and-10 for the Bearcats, back-up quarterback Hayden Moore was pressured into throwing an errant pass that Tigers middle linebacker Leonard Pegues picked off at the 21 yard line with only :10 on the clock. The interception was Pegues' first of his career.

Memphis snapped the ball once on the ensuing possession, and the celebration in the Bluff City began.

Prior to the game-saving Pegues interception, it was all offense for both teams. Memphis racked up 570 yards of total offense, which was the 10th-most for a single game in school history. Cincinnati, though, outgained the Tigers with 752 yards of total offense, including 620 yards through the air. Both the total offense and passing yards were single-game records for a Memphis opponent. The previous total offense (689) and passing (578) single-game marks were by Houston in the 2009 season.

The two teams also combined for 99 points, the fourth-most in a game in Tigers history. For Memphis, its 53 points tonight versus Cincinnati gave them 215 points in the first four games of 2015. The 215 points are the most by a Tigers squad in the first four games in the program's history.

For the third-straight week, Memphis quarterback Paxton Lynch set a career-high passing mark with 412 yards. He was 24-of-36 passing and tossed two touchdowns.

The 412 yards were just four yards shy of tying Martin Hankins' school record of 416 yards versus East Carolina in the 2007 campaign.

Score By Quarters	1	2	3	4	Total
Cincinnati (2-2, 0-2)	10	20	3	13	46
Memphis (4-0, 1-0)	14	14	3	22	53

1 st	13:16	CIN - Gunner Kiel 4 run (Andrew Gantz kick)	4-36	1:25
	10:34	MEM - Arthur Maulet 59 INT return		
	5:07	CIN - Gantz 35 FG	13-57	5:27
	4:42	MEM - Anthony Miller 82 pass from Paxton Lynch (Jake Elliott kick)	2-82	0:17
2 nd	14:11	CIN - Chris Moore 68 pass from Hayden Moore (Gantz kick)	2-71	0:39
	11:03	MEM - Mose Frazier 9 run (Elliott kick)	9-77	2:58
	9:14	CIN - Gantz 49 FG	9-43	1:49
	5:02	CIN - Gantz 32 FG	12-60	2:55
	4:07	MEM - Jarvis Cooper 4 run (Elliott kick)	2-65	0:43
	1:46	CIN - Shaq Washington 21 pass from Moore (Gantz kick)	6-75	2:21
3 rd	3:36	MEM - Elliott 40 FG	8-29	3:50
	1:27	CIN - Gantz 36 FG	10-56	2:09
4 th	13:30	MEM - Alan Cross 8 pass from Lynch	10-73	2:50
	10:02	CIN - Max Moorison 40 pass from Moore (Moore pass failed)	9-93	3:23
	7:07	MEM - Sam Craft 5 run (Lynch rush)	8-75	2:55
	5:56	CIN - Morrison 30 pass from Moore (Gantz kick)	5-75	1:11
	0:53	MEM - Craft 3 run	6-80	1:34

Team Statistics	CIN	MEM
First Downs	38	22
Rushes-Net Rushing Yards	36-132	37-158
Passing Yards	620	412
Passing: Att-Comp-Int	38-64-3	24-36-0
Total Offense: Plays-Yards	100-752	73-570
Fumbles: Number-Lost	0-0	2-1
Penalties: Number-Yards	11-101	9-100
Punts: Number-Yards	3-44.7	6-52.7
Possession Time	33:43	26:17
Third-Down Conversions	7 of 17	3 of 11
Fourth Down Conversions	0 of 0	1 of 2
Red-Zone: Scores-Chances	5-7	6-6
Sacks: Number-Yards	1-9	0-0

Individual Statistical Leaders

Rushing: Cincinnati – Hosey Williams 12-50-0, Tion Green 12-41-0, Gunner Kiel 4-28-1; **Memphis** – Paxton Lynch 11-52-0, Sam Craft 12-50-2, Jarvis Cooper 9-49-1, Mose Frazier 1-9-1.

Passing: Cincinnati – Hayden Moore 31-53-2-557-4, Gunner Kiel 7-11-1-63-0; **Memphis** – Paxton Lynch 24-36-0-412-2.

Receiving: Cincinnati – Max Moorison 9-162-2, Shaq Washington 9-120-1, Chris Moore 5-153-1, Alex Chisum 5-77-0; **Memphis** – Anthony Miller 5-156-1, Tevin Jones 4-64-0, Phil Mayhue 4-50-0.

Tackles: Cincinnati – Eric Wilson 5-3-8, Bryce Jenkinson 6-0-6, Zach Edwards 4-2-6; **Memphis** – Dion Witty 8-1-9, Genard Avery 7-1-8, Reggis Ball 7-0-7.



2015 MEMPHIS GAME RECAPS

GAME 5 ▶ ESPN2

MEMPHIS 24, USF 17

OCTOBER 2 ▶ RAYMOND JAMES STADIUM ▶ TAMPA, FLA.

It wasn't the offensive fireworks Tiger Nation had enjoyed the first four weeks of the 2015 season, but the University of Memphis used timely offense and a stingy, second-half defense to post a 24-17 American Athletic Conference victory over USF.

Paxton Lynch led the Tigers with 305 yards on 20-of-33 passing and two scores. He also ran for another touchdown.

The Memphis defense stepped it up in the second half. After giving up 204 yards in the first half, the Tigers tightened up a little as USF gained 173 second-half yardage. However, 88 of those 173 yards came on the Bulls' next-to-last possession. Moreover, 183 of USF's 377 total yards came on its two touchdown drives (95 and 88 yards).

As the storyline for much of the season, Memphis fell behind early. After stopping Memphis on its opening possession, USF started its first drive of the contest from its own 5 yard line. The Bulls, though, put together an impressive 12-play, 95-yard drive that culminated in a Darius Tice one-yard TD run for a 7-0 lead.

The Tigers' next possession ended with a Jake Elliott missed field goal attempt, and the Bulls took over on their own 20 yard line. Eleven plays later, an Emili Nadelman field goal extended the USF lead to 10-0 just four seconds into the second quarter.

From that point, the Tigers offense picked up the pace and the Memphis defense stiffened. Memphis answered the USF field goal quickly, moving the ball 50 yards in under two minutes to cut the Bulls lead to 10-7. Memphis got on the board when Lynch found Sam Craft in the end zone from 20 yards out.

While that touchdown was the lone first-half score for Memphis, the Tigers defense began to take control. The USF offense had the ball four times in the second quarter, but managed only 42 total yards and one first down.

After half, Memphis scored the next 17 points to take a 24-10 advantage. An Elliott field goal five minutes into the third period tied the contest at 10-all. The Tigers then drove the ball 92 yards on 13 plays to take their first lead of the contest at 17-10 with 2:11 in the third quarter. Lynch capped the drive with a three-yard touchdown run.

The Tigers defense also played an major role in the squad's comeback. Memphis held USF to 64 yards on the Bulls' three third-quarter possessions and forced three punts.

Memphis then put the game out of reach early in the fourth quarter when Lynch hit Doroland Dorceus for a 55-yard scoring strike to extend the lead to 24-10 with 10:39 left on the clock.

USF managed a final 88-yard drive that resulted in a late touchdown to cut the Memphis advantage to 24-17 with just over a minute to play. The Bulls got the ball back with under a minute to go, but for a second-straight week, the Memphis defense sealed the win with an interception, this time by Reggie Ball.

Wynton McManis posted a career-high nine tackles (all solo stops).

Score By Quarters	1	2	3	4	Total
Memphis (5-0, 2-0)	0	7	10	7	24
USF (1-3, 0-1)	7	3	0	7	17

1 st	7:29	USF - Darius Tice 1 run (Emil Nadelman kick)	12-95	5:18
2 nd	14:56	USF - Nadelman 31 FG	11-67	4:19
	12:58	MEM - Sam Craft 20 pass from Paxton Lynch (Jake Elliott kick)	5-50	1:50
3 rd	9:37	MEM - Elliott 49 FG	7-20	2:57
	2:11	MEM - Lynch 3 run (Elliott kick)	13-92	5:23
4 th	10:39	MEM - Doroland Dorceus 55 pass from Lynch (Elliott kick)	3-86	0:51
	1:49	USF - Elkanah Dillon 23 pass from Quinton Flowers (Nadelman kick)	11-88	3:46

Team Statistics	MEM	USF
First Downs	20	19
Rushes-Net Rushing Yards	39-120	43-178
Passing Yards	305	199
Passing: Att-Comp-Int	20-33-0	17-26-1
Total Offense: Plays-Yards	72-425	69-377
Fumbles: Number-Lost	1-0	1-0
Penalties: Number-Yards	7-75	6-40
Punts: Number-Yards	8-38.9	7-46.1
Possession Time	30:32	29:28
Third-Down Conversions	8 of 18	2 of 13
Fourth Down Conversions	0 of 0	1 of 2
Red-Zone: Scores-Chances	2-3	2-2
Sacks: Number-Yards	0-0	2-20

Individual Statistical Leaders

Rushing: Memphis – Jae'Lon Oglesby 2-47-0, Doroland Dorceus 13-33-0, Jarvis Cooper 5-21-0, Sam Craft 8-12-0, Paxton Lynch 9-6-1; **USF** – Marlon Mack 20-107-0, Darius Tice 12-36-1, Quinton Flowers 8-23-0.

Passing: Memphis – Paxton Lynch 20-33-0-305-2; **USF** – Quinton Flowers 17-26-1-199-1.

Receiving: Memphis – Phil Mayhew 4-69-0, Roderick Proctor 3-42-0, Anthony Miller 3-36-0, Sam Craft 2-33-1, Mose Frazier 2-31-0; **USF** – D'Eme Johnson 4-30-0, Rodney Adams 3-36-0, Chris Barr 3-14-0, Sean Price 2-66-0, Elkanah Dillon 2-30-1.

Tackles: Memphis – Wynton McManis 9-0-9, Reggie Ball 6-2-8, Leonard Pegues 5-2-7; **USF** – Auggie Sanchez 8-4-12, Jamie Byrd 81-9, Tas Whitehurst 4-2-6.

GAME 6 ▶ ABC

MEMPHIS 37, Ole Miss 24

OCTOBER 17 ▶ LIBERTY BOWL ▶ MEMPHIS, TENN.

Believe. Memphis. Believe.

Behind a masterful performance from quarterback Paxton Lynch, the No. 22 nationally-ranked Tigers came back from an early 14-point deficit to post a 37-24 non-conference victory over No. 12 Ole Miss, before a crowd of 60,241 at Liberty Bowl Memorial Stadium and an ABC network audience.

Lynch was 39-of-53 passing for 386 yards and three touchdowns to lead the Tigers to a 6-0 start for the first time since 1961. Memphis also extended its win streak to 13, which is currently tied for the second-longest in the nation.

Anthony Miller and Mose Frazier were Lynch's two favorite targets versus the Rebels. Miller had a career-high 10 receptions for 132 yards and a score, and Frazier added eight catches for 83 yards and a touchdown. But, more than their numbers, the tandem came up with key receptions to keep drives alive for Memphis, which was 12-of-20 on third-down conversions in the contest.

The game did not start as well as it ended for the Tigers. Ole Miss scored touchdowns on its first two possessions of the game, with both coming through the air.

The Rebels wasted little time on their first drive, going 75 yards on two plays that took 20 seconds off the clock. On the scoring play, Ole Miss quarterback Chad Kelly lateraled the ball to Laquon Treadwell, who then tossed a 68-yard scoring strike to Quincy Adeboyejo.

After forcing another Tigers punt, the visitors from Oxford took over on their own 10. Again, the Rebels did not take long to score, putting together a 90-yard, eight-play drive that took only 2:33. The drive was capped off when Kelly hit Damore'ea Stringfellow for a 23-yard score to give Ole Miss a 14-0 lead.

However, that is when the Tigers awoke. And Tiger Nation began to believe.

Memphis scored the next 31 points and held the Rebels scoreless the next 32:45 of the game. Ole Miss did not score again until the 6:59 mark of the third period.

The Tigers got their first score late in the first quarter when Lynch hit Alan Cross from a yard out to cut the Rebels' lead to 14-7. The touchdown drive was 10 plays and 70 yards and gave Memphis momentum heading into the second quarter.

After an exchange of possessions early in the second quarter, the Memphis offense revved up and the Tigers defense clamped down, setting up three short-field scoring drives. In that second quarter, the Memphis defense held Ole Miss to only 63 yards of total offense, while the Tigers offense put up 146 yards in the period.

Score By Quarters	1	2	3	4	Total
Ole Miss (5-2, 2-1)	14	0	10	0	24
Memphis (6-0, 2-0)	7	17	7	6	37

1 st	14:40	OM - Quincy Adeboyejo 68 pass from Laquon Treadwell (Gary Wunderlich kick)	2-75	0:20
	9:44	OM - Damore'ea Stringfellow 23 pass from Chad Kelly (Wunderlich kick)	8-90	2:33
	2:12	MEM - Alan Cross 1 pass from Paxton Lynch (Jake Elliott kick)	10-70	3:24
2 nd	3:49	MEM - Elliott 23 FG	7-35	2:45
	2:52	MEM - Sam Craft 4 run (Elliott kick)	3-30	0:48
	0:34	MEM - Anthony Miller 6 pass from Lynch	6-34	1:22
3 rd	11:31	MEM - Mose Frazier 31 pass from Lynch (Elliott kick)	10-82	3:23
	6:59	OM - Treadwell 6 pass from Kelly (Wunderlich kick)	5-68	1:04
	0:16	OM - Wunderlich 24 FG	12-77	3:44
4 th	9:44	MEM - Elliott 42 FG	9-36	2:48
	0:55	MEM - Elliott 27 FG	16-70	7:57

Team Statistics	OM	MEM
First Downs	25	31
Rushes-Net Rushing Yards	24-40	41-107
Passing Yards	440	384
Passing: Att-Comp-Int	34-48-2	39-53-1
Total Offense: Plays-Yards	72-480	94-491
Fumbles: Number-Lost	1-0	0-0
Penalties: Number-Yards	8-90	10-80
Punts: Number-Yards	5-38.4	5-37.6
Possession Time	22:32	37:28
Third-Down Conversions	4 of 13	12 of 20
Fourth Down Conversions	0 of 2	0 of 0
Red-Zone: Scores-Chances	2 of 3	6 of 6
Sacks: Number-Yards	2-10	2-16

Individual Statistical Leaders

Rushing: OM – Jaylen Walton 7-39-0, Jordan Wilkins 6-5-0; **Memphis** – Jarvis Cooper 17-76-0, Doroland Dorceus 5-22-0, Sam Craft 8-20-1, Tevin Jones 1-7-0.

Passing: OM – Chad Kelly 33-47-2-372-2, Laquon Treadwell 1-1-0-68-1; **Memphis** – Paxton Lynch 39-53-1-384-3.

Receiving: OM – Laquon Treadwell 14-144-1, Cody Core 6-83-0, Damore'ea Stringfellow 4-72-1, Evan Ingram 4-24-0, Quincy Adeboyejo 2-94-1; **Memphis** – Anthony Miller 10-132-1, Mose Frazier 8-83-1, Alan Cross 6-41-1, Jae'Lon Oglesby 4-14-0, Phil Mayhew 3-29-0, Roderick Proctor 3-27-0.

Tackles: OM – Mike Hilton 10-1-11, C.J. Hampton 10-1-11, DeMarquis Gates 5-2-7; **Memphis** – Chris Morley 7-0-7, Genard Avery 6-1-7, Dion Witty 6-0-6, Arthur Maulet 6-0-6, Dontrell Nelson 6-0-6.



2015 MEMPHIS GAME RECAPS

GAME 7 ▶ ESPN

MEMPHIS 66, TULSA 42

OCTOBER 23 ▶ H.A. CHAPMAN STADIUM ▶ TULSA, OKLA.

On the strength of quarterback Paxton Lynch's record-setting night, Memphis posted a 66-42 American Athletic Conference victory over Tulsa, before a crowd of 20,216 at H.A. Chapman Stadium.

The win gave the Memphis program its best start to a season since 1938. This year's squad entered Friday's game tied with the 1961 team for the second-best start in school history at 6-0. The 1938 Memphis team posted a perfect 10-0 record.

On their way to the win, the Tigers piled up a school record 704 yards of total offense. Memphis had a balanced attack with 257 yards rushing and 447 yards through the air. The Tulsa offense also racked up 534 yards of total offense.

After flirting with the school's single-game passing record earlier this season, Lynch put his name at the top of that list with his career-best 447 passing yards against the Golden Hurricane (3-4, 0-3 The American). The junior was 32-of-44 passing and tossed four touchdowns. Lynch also ran for another score. Martin Hankins held the previous school single-game passing yardage record with 416 yards versus East Carolina.

For the second-straight week, Lynch continued to look for his favorite receiving tandem in Mose Frazier (10 receptions-128 yards) and Anthony Miller (5 receptions-106 yards). The duo combined for 15 catches and 234 yards. It was the first time that Memphis had two receivers with 100 yards in the same game since the 2012 Middle Tennessee contest.

Not to be overshadowed by the passing game, the Tigers rushing attack proved to be just as valuable in the win. Doroland Dorceus (32 carries-138 yards) and Jamarius Henderson (14 carries-112 yards) each rushed for over 100 yards and scored two touchdowns. It was the first time the Tigers had two running backs with 100 yards in the same game since the 2013 Arkansas State contest.

While it was a special homecoming win for Tulsa native Justin Fuente, Memphis was unable to secure the victory until late in the third quarter.

The Tigers held what seemed a solid lead at 35-14 just before the halftime break. But, a Golden Hurricane "Hail Mary" play at the first half horn was answered when Keyarris Garrett hauled in Dane Evans' 46-yard pass to cut the Memphis lead to 35-21.

Score By Quarters	1	2	3	4	Total
Memphis (7-0, 3-0)	14	21	17	14	66
Tulsa (3-4, 0-3)	7	14	14	7	42

1 st	9:50	MEM - Tevin Jones 58 pass from Paxton Lynch (Jake Elliott kick)	7-91	2:10
	6:14	TLS - Kenyarris Garrett 36 pass from Dane Evans (Redford Jones kick)	1-36	0:06
	2:55	MEM - Anthony Miller 45 pass from Lynch (Elliott kick)	6-87	1:43
2 nd	14:56	TLS - Ramadi Warren 5 run (Jones kick)	11-75	2:59
	12:35	MEM - Jamarius Henderson 10 run (Elliott kick)	7-74	2:16
	6:39	MEM - Henderson 21 pass from Lynch (Elliott kick)	12-85	3:50
	0:53	MEM - Doroland Dorceus 1 run (Elliott kick)	3-53	0:46
	0:00	TLS - Garrett 46 pass from Evans (Jones kick)	5-75	0:53
3 rd	13:04	MEM - Dorceus 1 run (Elliott kick)	3-53	0:46
	11:15	TLS - Garrett 32 pass from Evans (Jones kick)	4-75	1:49
	9:30	TLS - Josh Atkinson 80 pass from Evans (Jones kick)	1-80	0:12
	5:34	MEM - Lynch 3 run (Elliott kick)	10-78	3:49
	0:44	MEM - Elliott 30 FG	11-60	3:29
4 th	12:39	MEM - Jones 5 pass from Lynch (Elliott kick)	4-46	0:43
	7:06	TLS - Rowdy Simon 4 run (Jones kick)	5-85	1:00
	1:39	MEM - Henderson 20 run (Elliott kick)	4-29	2:18

Team Statistics	MEM	TUL
First Downs	35	27
Rushes-Net Rushing Yards	52-257	45-113
Passing Yards	447	421
Passing: Att-Comp-Int	32-44-0	24-36-1
Total Offense: Plays-Yards	96-704	81-534
Fumbles: Number-Lost	1-1	2-2
Penalties: Number-Yards	12-120	11-76
Punts: Number-Yards	6-44.0	7-36.6
Possession Time	35:24	24:36
Third-Down Conversions	9 of 18	5 of 15
Fourth Down Conversions	1 of 1	0 of 1
Red-Zone: Scores-Chances	7-7	2-2
Sacks: Number-Yards	6-48	0-0

Individual Statistical Leaders

Rushing: Memphis – Doroland Dorceus 32-138-2, Jamarius Henderson 14-112-2; **Tulsa** – Ramadi Warren 11-42-1, Rowdy Simon 7-35-1.

Passing: Memphis – Paxton Lynch 32-44-0-447-4; **Tulsa** – Dane Evans 24-46-1-421-4.

Receiving: Memphis – Mose Frazier 10-128-0, Anthony Miller 5-106-1, Tevin Jones 4-77-2, Phil Mayhue 4-60-0; **Tulsa** – Keyarris Garrett 14-268-3, Josh Atkinson 4-99-1, Justin Hobbs 3-41-0.

Tackles: Memphis – Genard Avery 8-0-8, Dontrell Nelson 5-1-6, Leonard Pegues 5-0-5, Shareef White 5-0-5, Wynton McManis 5-0-5; **Tulsa** – Darrell Williams 9-1-10, Michael Mudoh 6-4-10.

GAME 8 ▶ CBS SPORTS NETWORK

MEMPHIS 41, TULANE 13

OCTOBER 31 ▶ LIBERTY BOWL ▶ MEMPHIS, TENN.

It's not the way Tiger Nation likes its team to start games. But, University of Memphis football fans have to love how strong their team finishes.

For the sixth time this season, the No. 16 nationally-ranked Tigers fell behind early. And, for the sixth time this season, Memphis came back and answered the call with a victory.

Before a crowd of 30,381 at Liberty Bowl Memorial Stadium, Memphis spotted the visiting Tulane Green Wave a 13-0 first-quarter lead and responded with 41-straight points for the 41-13 American Athletic Conference win.

While quarterback Paxton Lynch passed for over 300 yards for the seventh-straight game, it was the Tigers' ground attack that provided the offense a solid 1-2 punch to secure the victory. Memphis rushed for over 200 yards for the third time this season and the second game in a row.

The Tigers rushing game saw 10 players run the ball, gaining 223 yards and scoring three touchdowns. Doroland Dorceus led all Memphis backs with 10 carries for 45 yards, and Lynch was the team's second-leading rusher with seven carries for 43 yards. Sam Craft (31 yards) and Anthony Miller (28) also had over 25 yards on the ground. Dorceus, Miller and Jarvis Cooper each hit pay dirt via the run.

Lynch recorded his 11th career, 300-yard passing game with 343 yards on 26-of-42 passing. He tossed one touchdown, and for the seventh game this season, had no interceptions. Lynch's favorite target was Phil Mayhue, who had a career-best 107 receiving yards.

The visitors from New Orleans jumped out to an early – but not quick – 13-0 lead. The Green Wave scored their first touchdown on a methodical and time-consuming 17-play, 75-yard drive that took 11:13 off of the first-quarter clock. Tulane missed the PAT for a 6-0 lead.

After Memphis' first drive ended with missed field goal, Tulane drove 80 yards in three plays to increase its advantage to 13-0 just 45 seconds into the second quarter. Both Green Wave scores were Dontrell Hilliard touchdown runs of three and 43 yards.

From that point on, the game was all Memphis.

The Tigers responded on their next two possessions with a Dorceus two-yard touchdown run and a Jake Elliott 24-yard field goal to slice the Tulane lead to 13-10 midway through the second period. Memphis earned the first of its two safeties in the contest in the second quarter when the Green Wave special teams snapped the ball over the punter's head, and he fell on it in the end zone.

On the ensuing possession, Memphis drove 22 yards, and an Elliott 40-yard field goal gave the Tigers a 15-13 lead at halftime. It also was a lead that Memphis did not lose the remainder of the contest.

Score By Quarters	1	2	3	4	Total
Tulane (2-6, 1-4)	6	7	0	0	13
Memphis (8-0, 4-0)	0	15	12	14	41

1 st	3:47	TULN - Dontrell Hilliard 3 run (Andrew DiRocco kick blocked)	17-75	11:13
2 nd	14:15	TULN - Hilliard 43 run (DiRocco kick)	3-80	1:17
	10:38	MEM - Doroland Dorceus 2 run (Jake Elliott kick)	13-76	3:30
	6:48	MEM - Elliott 24 FG	10-52	2:54
	3:48	MEM - Team safety		
	2:13	MEM - Elliott 40 FB	6-22	1:28
3 rd	4:06	MEM - Elliott 34 FG	11-44	3:10
	1:26	MEM - Jamarius Henderson 43 pass from Paxton Lynch (Elliott kick)	2-68	0:40
	1:14	MEM - Team safety		
4 th	14:30	MEM - Anthony Miller 15 run (Elliott kick)	6-76	1:44
	8:16	MEM - Jarvis Cooper 1 run (Elliott kick)	11-71	4:11

Team Statistics	TULN	MEM
First Downs	17	32
Rushes-Net Rushing Yards	42-139	39-223
Passing Yards	131	358
Passing: Att-Comp-Int	10-24-0	27-44-0
Total Offense: Plays-Yards	66-270	83-581
Fumbles: Number-Lost	2-0	0-0
Penalties: Number-Yards	6-50	8-106
Punts: Number-Yards	6-39.3	3-36.0
Possession Time	30:55	29:05
Third-Down Conversions	5 of 14	6 of 13
Fourth Down Conversions	0 of 2	0 of 0
Red-Zone: Scores-Chances	1-1	5-6
Sacks: Number-Yards	2-16	1-1

Individual Statistical Leaders

Rushing: Tulane – Dontrell Hilliard 19-97-2, Josh Rounds 5-30-0, Jordy Joseph 4-24-0; **Memphis** – Doroland Dorceus 10-45-1, Paxton Lynch 7-43-0, Sam Craft 4-31-0, Anthony Miller 2-28-1.

Passing: Tulane – PJordy Joseph 10-24-0-131-0; **Memphis** – Paxton Lynch 26-42-0-343-1, Clay Hoggerson 1-2-0-15-0.

Receiving: Tulane – Teddy Veal 2-53-0, Dontrell Hilliard 2-33-0, Charles Jones 2-17-0; **Memphis** – Phil Mayhue 7-107-0, Mose Frazier 7-75-0, Alan Cross 3-46-0, Anthony Miller 3-32-0, Jae'Lon Oglesby 3-22-0, Jamarius Henderson 1-43-1.

Tackles: Tulane – Darion Monroe 9-2-11, Jarod Franklin 8-0-8, Taris Shenall 6-2-8; **Memphis** – Chris Morley 6-0-5, Chauncey Lanier 4-1-5, Shareef White 4-1-5, Dontrell Nelson 4-0-4.



2015 MEMPHIS GAME RECAPS

GAME 9 ▶ ESPN2

Navy 45, Memphis 20

NOVEMBER 7 ▶ LIBERTY BOWL ▶ MEMPHIS, TENN.

Sometimes it's just not your day, and that was the case for Memphis against one-loss Navy. The Tigers were unable to find a rhythm on either side of the ball and dropped a 45-20 American Athletic Conference decision to the Midshipmen, before a crowd of 55,212 at Liberty Bowl Memorial Stadium. The 55,212 crowd was the largest for a conference home contest in the program's history. Tigers quarterback Paxton Lynch notched his eighth 300-yard passing game of the season (12th in career) with 305 yards through the air, but wasn't able to put together the Lynch-like drives that Tiger Nation had become accustomed to during the season. He went 26-of-42 passing with one touchdown. He threw his second interception of the season in the contest. The Memphis rushing attack managed 133 yards but fumbled the ball four times, two of which were recovered by the Midshipmen. Navy turned two of the three Tigers turnovers (two fumbles, one interception) into 10 points. Navy played error-free football with no miscues. Memphis struck on its first possession of the game. The Tigers took only 1:21 to score and hit pay dirt when Lynch found Anthony Miller from 11 yards out for a 7-0 lead. Navy answered the Memphis score on the ensuing possession. The Midshipmen, however, took their time scoring. Navy put together a methodical 16-play, 75-yard drive that took 9:02 off of the clock and tied the contest at 7-all with a Chris Swain three-yard touchdown run. The Tigers reclaimed the lead on their next drive, capped by a Jake Elliott 40-yard field goal. Elliott's field goal ended the first-quarter scoring. Navy took its first lead of the contest late in the second quarter. Starting on their own 29 yard line, the Midshipmen ran seven plays and 3:36 to cover the 71 yards, and Swain rushed for the final two yards to give Navy a 14-10 advantage. The Midshipmen added to their lead just before halftime. Daniel Gonzalez intercepted a Lynch pass at the Tigers 37 yard line and returned it 10 yards to the 27 with under 30 seconds on the clock. Three plays later, Austin Grebe kicked a 44-yard field goal to give Navy a 17-10 advantage at the break. After halftime, a role reversal was seen on each team's first score of the third period. The Tigers tied the contest at 17-all on a Miller one-yard touchdown sweep. In Navy-like fashion, Memphis methodically drove 84 yards on 15 plays and took 5:48 off of the clock. Following the Tigers' score, Navy started its drive on its own 25, but regained the lead in a quick-strike, Memphis-like way. On the Midshipmen's first play from scrimmage, quarterback Keenan Reynolds connected with DeBrandon Sanders for a 75-yard touchdown. The drive was one play and took only 10 seconds, giving Navy a lead it did not lose. An Elliott second field goal cut the Navy lead to 24-20 with just over five minutes left in the third quarter. But, from that point forward, it was all Midshipmen.

Score By Quarters	1	2	3	4	Total
Navy (8-1, 4-1)	7	10	14	14	45
Memphis (8-1, 4-1)	10	0	10	0	20

1 st	13:39	MEM - Anthony Miller 11 pass from Paxton Lynch (Jake Elliott kick)	4-85	1:21
	4:37	NAVY - Chris Swain 3 run (Austin Grebe kick)	16-75	9:02
	0:29	MEM - Elliott 40 FG	15-55	4:01
2 nd	3:07	NAVY - Swain 2 run (Grebe kick)	7-71	3:36
	0:00	NAVY - Grebe 44 FG	3-0	0:17
3 rd	6:53	MEM - Miller 1 run (Elliott kick)	15-84	5:48
	6:43	Navy - DeBrandon Sanders 75 pass from Keenan Reynolds (Grebe kick)	1-75	0:10
	5:25	MEM - Elliott 38 FG	5-27	1:07
	3:28	NAVY - Swain 40 run (Grebe kick)	5-75	1:57
4 th	10:00	NAVY - Calvin Cass, Jr. 8 run (Grebe kick)	9-62	4:04
	3:20	Navy - Demond Brown 1 run (Grebe kick)	9-44	5:56

Team Statistics	NAVY	MEM
First Downs	23	21
Rushes-Net Rushing Yards	66-374	31-133
Passing Yards	85	305
Passing: Att-Comp-Int	3-5-0	26-42-1
Total Offense: Plays-Yards	71-459	73-438
Fumbles: Number-Lost	1-0	4-2
Penalties: Number-Yards	2-5	4-43
Punts: Number-Yards	4-45.2	2-38.0
Possession Time	36:57	23:03
Third-Down Conversions	8 of 13	7 of 15
Fourth Down Conversions	0 of 0	2 of 4
Red-Zone: Scores-Chances	4-4	3-3
Sacks: Number-Yards	1-8	0-0

Individual Statistical Leaders
Rushing: Navy – Chris Swain 18-108-3, DeBrandon Sanders 8-82-0, Demond Brown 6-40-0, Keenan Reynolds 317-38-0; **Memphis** – Doroland Dorceus 12-69-0, Paxton Lynch 7-24-0.
Passing: Navy - Keenan Reynolds 3-5-0-85-1; **Memphis** – Paxton Lynch 26-42-1-305-1.
Receiving: Navy - DeBrandon Sanders 1-75-1; **Memphis** – Mose Frazier 6-61-0, Phil Mayhue 5-68-0, Roderick Proctor 5-58-0, Anthony Miller 5-33-1.
Tackles: Navy - Lorentez Barbour 7-2-9, Daniel Gonzales 4-3-7, D.J. Palmore 3-4-7; **Memphis** – Wynton McManis 9-1-10, Leonard Pegues 6-2-8, Genard Avery 4-4-8.

GAME 10 ▶ ESPN2

Houston 35, Memphis 34

NOVEMBER 14 ▶ TDECU STADIUM ▶ HOUSTON, TEXAS

Sometime the close calls go the other way. After pulling out close wins over Bowling Green, Cincinnati and USF earlier this season, the No. 25 University of Memphis football squad dropped a narrow decision, falling to No. 16 Houston 35-34. The Tigers took a 34-14 lead nine seconds into the fourth quarter, but the Cougars put together a furious rally with 21 unanswered points to post the come-from-behind win before a record crowd of 42,159 at TDECU Stadium. Tigers running back Doroland Dorceus ran for 116 yards on 26 carries and a score, and quarterback Paxton Lynch threw for 278 yards and two touchdowns, but it wasn't enough in the end. Memphis outgained Houston in total yards 490-392 and dominated the Cougars on the ground by a 212-96 clip. Houston held a narrow 296-278 advantage in yards through the air. The Tigers ran 11 more plays (86-75), had six more first downs (26-20) and converted more third downs (12-19, UM; 6-15, UH). Despite all the statistics going Memphis' way, the Cougars made their plays in the final period. Houston, capitalizing on one of them. After a Tevin Jones rushing score put Memphis up 34-14 with 14:51 in the fourth period, Houston began its comeback. A little under two minutes later, the Cougars scored the first of their three fourth-quarter touchdowns when Kenneth Farrow hit pay dirt from 10 yards out to cut the Tigers' lead to 34-21 at the 12:56 mark. On their next possession, the Tigers fumbled and Houston recovered at the Memphis 20 yard line. However, the Memphis defense held the Cougars at its 5 yard line and took over from there with 8:08 on the clock. The Tigers, though, were not out of trouble yet. Three plays later, Lynch threw his third interception of the season. Elandon Roberts, who finished with 18 total tackles, picked off Lynch's pass at the Memphis 39 yard line, and the Cougars offense was back on the field. This time, Houston cashed in on the Tigers' miscue. Cougars quarterback Kyle Postma directed a seven-play, 39-yard drive that ended when Javin Webb scored from a yard out. Memphis was unable to mount a drive on its next possession, going 3-and-out and punted to Houston. The Cougars took over on their own 23 with 4:00 remaining. Houston drove 77 yards on nine plays and scored on a Postma seven-yard touchdown scamper with 1:27 left. The Tigers, however, had one final opportunity. Starting on its own 23, Memphis drove the ball to the Houston 31 yard line in 1:08. The Tigers attempted a 48-yard field goal, but Jake Elliott's try drifted wide right and Houston secured the win.

Score By Quarters	1	2	3	4	Total
Memphis (8-2, 4-2)	3	17	7	7	34
Houston (10-0, 6-0)	0	7	7	21	35

1 st	10:32	MEM - Jake Elliott 41 FG	12-49	4:28
2 nd	13:54	MEM - Alan Cross 38 pass from Paxton Lynch (Elliott kick)	11-83	4:28
	8:46	MEM - Elliott 29 FG	10-39	4:10
	1:52	MEM - Doroland Dorceus 61 pass from Lynch (Elliott kick)	3-72	0:44
	0:37	HOU - Linnell Bonner 30 pass from Kyle Postma (Ty Cummings kick)	7-75	1:15
3 rd	11:58	HOU - Kenneth Farrow 7 run (Cummings kick)	10-75	3:02
	7:34	MEM - Dorceus 6 run (Elliott kick)	12-68	4:24
4 th	14:51	MEM - Tevin Jones 25 run (Elliott kick)	12-66	4:24
	12:56	HOU - Farrow 10 run (Cummings kick)	6-75	1:55
	5:49	HOU - Javin Webb 1 run (Cummings kick)	7-39	2:19
	1:27	HOU - Postma 7 run (Cummings kick)	9-77	2:33

Team Statistics	MEM	HOU
First Downs	26	20
Rushes-Net Rushing Yards	54-212	31-96
Passing Yards	278	296
Passing: Att-Comp-Int	20-32-1	26-44-0
Total Offense: Plays-Yards	86-490	75-392
Fumbles: Number-Lost	3-1	0-0
Penalties: Number-Yards	7-45	40-40
Punts: Number-Yards	4-47.5	7-42.3
Possession Time	34:32	25:28
Third-Down Conversions	12 of 19	6 of 15
Fourth Down Conversions	0 of 0	1 of 2
Red-Zone: Scores-Chances	3-3	4-5
Sacks: Number-Yards	5-25	1-10

Individual Statistical Leaders
Rushing: Memphis – Doroland Dorceus 26-116-1, Paxton Lynch 13-43-0, Tevin Jones 3-30-1; **Houston** – Kyle Postma 6-49-1, Kenneth Farrow 10-46-2, Javin Webb 4-23-0.
Passing: Memphis - Paxton Lynch 20-31-1-278-2; **Houston** – Kyle Postma 21-33-0-236-1, Greg Ward, Jr. 5-11-0-60-0.
Receiving: Memphis - Phil Mayhue 5-43-0, Mose Frazier 4-33-0, Daniel Montiel 2-24-0, Doroland Dorceus 1-61-1, Alan Cross 1-38-1; **Houston** – Demarcus Aylers 13-127-0, Linnell Bonner 5-65-1.
Tackles: Memphis - Leonard Pegues 9-3-12, Arthur Maulet 5-1-6, Christian Johnson 4-0-4, Wynton McManis 4-0-4; **Houston** – Elandon Roberts 8-10-18, Tyus Bowser 5-4-9, adrian McDonald 2-6-8.



2015 MEMPHIS GAME RECAPS

GAME II ▶ ESPN

TEMPLE 31, MEMPHIS 12

NOVEMBER 21 ▶ LINCOLN FINANCIAL FIELD ▶ PHILADELPHIA, PA.

All streaks come to an end. That's what the University of Memphis football team ran into when it dropped a 31-12 American Athletic Conference decision to Temple at Lincoln Financial Field.

The Owls' defense held Memphis without a touchdown, ending a string of 19-straight games in which the Tigers hit pay dirt. The last time Memphis failed to score a touchdown was in its 24-3 loss at Ole Miss last season (Sept. 27, 2014).

Temple's defense limited the Tigers to only four Jake Elliott field goals and also held the Memphis offense to 232 yards of total offense. The 232 yards of total offense was Memphis' lowest of the season. The Tigers' offense managed only 13 first downs and was 7-of-19 on third-down conversions.

Tigers quarterback Paxton Lynch was 25-of-34 passing for 156 yards and had a streak of 15-straight games with a scoring strike come to an end. Sam Craft led the Memphis ground attack with 40 yards on four carries. Phil Mayhue was Lynch's favorite target, hauling in five passes for 51 yards.

It was the Memphis defense that took charge in the early going. The Tigers stopped Temple on its first three possessions, once on a fumble recovery, once on an interception and once on downs. Memphis did capitalize on two of those stops, but the Tigers managed only Elliott 31- and 46-yard field goals for a 6-0 lead.

From that point forward, Temple found its rhythm offensively. The Owls scored touchdowns on their next two possessions to take a 14-6 advantage. Memphis put another Elliott field on the board just before halftime. The place-kicker connected on a 44-yard field goal with 1:28 in the second quarter to cut the Owls lead to 14-9 at the break.

Temple held that 14-9 lead until midway in the third quarter when the Tigers defense produced again. Memphis stopped the Owls on downs for the third time in the game at the Temple 44-yard line. Memphis, once again, did score, but it was only an Elliott field goal from 39 yards out to pull the Tigers to within two at 14-12 with 3:41 left in the period.

The Owls, though, had the final answer. Temple scored the game's last 17 points in the fourth quarter for the 31-12 final.

Leonard Pegues led the Memphis defense with 11 total tackles, the second-straight game in which he posted double-digit stops (had 12 versus Houston last week). Chauncey Lanier added seven tackles.

Score By Quarters	1	2	3	4	Total
Memphis (8-3, 5-3)	3	6	3	0	12
Temple (9-2, 6-1)	0	14	0	17	31

1 st	3:34	MEM - Jake Elliott 31 FG	15-86	4:36
2 nd	12:24	MEM - Elliott 46 FG	7-17	2:29
	8:14	TEM - Romond Deloatch 13 pass from P.J. Walker (Austin Jones kick)	8-75	4:10
	4:36	TEM - David Hood 14 run (Jones kick)	5-68	2:16
	1:28	MEM - Elliott 44 FG	9-40	3:01
3 rd	3:41	MEM - Elliott 39 FG	10-22	4:10
4 th	14:54	TEM - Kip Patton 13 pass from Walker (Jones kick)	9-75	3:47
	5:25	TEM - Jones 35 FG	13-62	7:59
	3:22	TEM - Saledeem Major 19 pass from Walker	5-37	1:05

Team Statistics	MEM	TEM
First Downs	13	25
Rushes-Net Rushing Yards	35-76	46-200
Passing Yards	156	261
Passing: Att-Comp-Int	25-34-0	14-26-1
Total Offense: Plays-Yards	69-232	72-461
Fumbles: Number-Lost	1-0	2-1
Penalties: Number-Yards	8-79	1-10
Punts: Number-Yards	4-47.2	1-0.0
Possession Time	25:28	34:32
Third-Down Conversions	7 of 19	10 of 16
Fourth Down Conversions	1 of 2	0 of 3
Red-Zone: Scores-Chances	2-3	5-6
Sacks: Number-Yards	0-0	2-7

Individual Statistical Leaders

Rushing: Memphis – Sam Craft 4-40-0, Jemarius Henderson 9-18-0, Doroland Dorceus 7-15-0; Temple – David Hood 14-61-1, P.J. Walker 7-49-0, Jager Gardner 12-43-0.

Passing: Memphis – Paxton Lynch 25-34-0-156-0; Temple – P.J. Walker 14-26-1-261-3.

Receiving: Memphis – Mose Frazier 8-35-0, Phil Mayhue 5-51-0, Jae'Lon Oglesby 3-21-0; Temple – Robby Anderson 5-80-0, Ventell Bryant 2-42-0, Romond Deloatch 2-15-1, Brandon Shippen 1-49-0.

Tackles: Memphis – Leonard Pegues 4-7-11, Chauncey Lanier 2-5-7, Christian Johnson 4-1-5, Chris Morley 3-2-5; Temple – Trevor Matakevich 8-3-11, Sean Chandler 7-2-9, Jarred Alwan 2-5-7.

GAME II ▶ ESPNNews

SMU AT MEMPHIS

NOVEMBER 28 ▶ LIBERTY BOWL ▶ MEMPHIS, TENN.



THE LAST TIME A TIGER TEAM ...

RUSHING

Had 500 or more yards rushing.....	vs Tulsa, 1969 (507)
Had 400 or more yards rushing.....	vs Tulsa, 1972 (436)
Had 300 or more yards rushing.....	vs Missouri State, 2015 (317)
Had 200 or more yards rushing.....	vs Houston, 2015 (212)
Had 80 or more rushing attempts.....	vs North Texas State, 1971 (81)
Had 75 or more rushing attempts.....	vs Wichita State, 1972 (77)
Had 70 or more rushing attempts.....	vs Georgia Tech, 1981 (70)
Had seven or more rushing TDs.....	vs Austin Peay, 2014 (7)
Had six or more rushing TDs.....	vs Austin Peay, 2014 (7)
Had five or more rushing TDs.....	at Tulsa, 2015 (5)
Had four or more rushing TDs.....	vs Cincinnati, 2015 (4)
Had three or more rushing TDs.....	vs Tulane, 2015 (3)
Had two or more players with 100 yards rushing in a game.....	vs. Tulsa, 2015 (Dorceus, 138; Henderson, 112)

PASSING

Had 400 or more yards passing.....	at Tulsa, 2015 (447)
Had 375 or more yards passing.....	vs Ole Miss, 2015 (384)
Had 350 or more yards passing.....	vs Tulane, 2015 (358)
Had 300 or more yards passing.....	vs Navy, 2015 (305)
Had 275 or more yards passing.....	at Houston, 2015 (278)
Had 250 or more yards passing.....	at Houston, 2015 (278)
Had 60 or more pass attempts.....	vs SMU, 2007 (61)
Had 50 or more pass attempts.....	vs Ole Miss, 2015 (53)
Had 40 or more pass attempts.....	vs Navy, 2015 (42)
Had 30 or more pass completions.....	at Tulsa, 2015 (32)
Had 25 or more pass completions.....	at Temple, 2015 (25)
Had five or more passing TDs.....	vs SMU, 2007 (5)
Had four or more passing TDs.....	at Tulsa, 2015 (4)
Had three or more passing TDs.....	vs Ole Miss, 2015 (3)
Had five or more passes intercepted.....	vs East Carolina, 2006 (5)
Had four or more passes intercepted.....	vs Ole Miss, 2007 (4)
Had three players throw a TD pass.....	vs Missouri St, 2015 (P. Lynch, P. Mayhue, C. Holgorsen)
Had two players throw a touchdown pass.....	at SMU, 2014 (P. Lynch, J. Stewart)
Had two or more players with 100 yards passing in a game.....	vs UCF, 2009 (T. Bass 115 & W. Hudgens 143)

RECEIVING

Had two or more players with 100 yards receiving in a game.....	at Tulsa, 2015 (Frazier 128 & Miller, 106)
Had 10 players with at least 1 reception.....	vs Ole Miss (10)

TOTAL OFFENSE

Had 700 or more yards of total offense.....	at Tulsa, 2015 (704)
Had 600 or more yards total offense.....	at Kansas, 2015 (651)
Had 500 or more yards total offense.....	vs Tulane, 2015 (581)
Had 400 or more yards total offense.....	at Houston, 2015 (490)
Had 100 or more plays.....	vs SMU, 2007 (108)
Had 90 or more plays.....	at Tulsa, 2015 (96)
Had 80 or more plays.....	vs Tulane, 2015 (83)
Had 75 or more plays.....	at Bowling Green, 2015 (90)

SCORING

Had 70 or more points.....	vs Tampa, 1949 (70-6)
Had 60 or more points.....	at Tulsa, 2015 (66-42)
Had 50 or more points.....	vs Cincinnati, 2015 (53-46)
Had 40 or more points.....	vs Tulane, 2015 (41-13)
Allowed 50 or more points.....	Mississippi State, 2011 (14-59)
Allowed 40 or more points.....	vs Cincinnati, 2015 (46-53)
Was held scoreless.....	at UCF, 2011 (0-41)
Was held scoreless at home.....	vs SMU, 2011 (0-42)
Was held scoreless on the road.....	at UCF, 2011 (0-41)
Held an opponent scoreless.....	vs Austin Peay, 2014 (63-0)
Held an opponent scoreless at home.....	vs Austin Peay, 2014 (63-0)
Held an opponent scoreless on the road.....	vs Arkansas, 1993 (6-0)
Held two opponents scoreless in a season.....	vs Tulsa; USM, 1968
Held three opponents scoreless in a season.....	vs Utah St.; North Texas; McNeese State, 1965
Held four opponents scoreless in a season.....	vs Louisville; McNeese St.; West Texas State; Tampa, 1964
Scored a two-point conversion rushing.....	vs Cincinnati, 2015 (Lynch run)
Scored a two-point conversion passing.....	vs Southern Miss, 2007 (Hankins pass)

TURNOVERS

Had eight or more turnovers.....	vs Louisville, 1979 (8: 6 FR, 2 Int.)
Had seven or more turnovers.....	vs USF, 2003 (3 FR; 4 Int)
Had six or more turnovers.....	vs East Carolina, 2006 (1 FR; 5 Int)
Had eight or more fumbles.....	vs Alabama, 1986 (8)

Had seven or more fumbles.....	vs Alabama, 1986 (8)
Had six or more fumbles.....	vs Middle Tennessee, 2012 (6)
Had five or more fumbles.....	at Houston, 2013 (5)
Lost seven or more fumbles.....	vs Mississippi State, 1976 (7)
Lost six or more fumbles.....	vs Louisville, 1979 (6)
Lost five or more fumbles.....	vs Tennessee, 1984 (5)
Lost four or more fumbles.....	at Houston, 2013 (4)
Lost three or more fumbles.....	at Kansas, 2015 (3)
Did not commit a turnover.....	at Bowling Green, 2015
Had eight or more takeaways.....	vs North Texas State, 1968 (8)
Had six or more takeaways.....	vs Marshall, 2011 - 6 (4 fumble, 2 int)
Had five or more takeaways.....	at Tulane, 2014 - 5 (2 fumble, 3 int)
Had four or more takeaways.....	vs BYU, 2014 - 4 (1 fumble, 3 int)
Had three or more takeaways.....	at Tulsa, 2015 - 3 (2 Fumble recoveries, 1 INT)
Returned two interceptions for TDs.....	at Tulane - 2, 2014 (B. McCain, 15; D. Nelson, 58)
Returned an interception for a TD.....	vs Cincinnati, 2015 (A. Maulet, 59)
Returned a fumble for a TD.....	vs Middle Tennessee, 2014 (Bobby McCain, 59 yds)
Returned two fumbles for TDs.....	vs SMU, 2013
Blocked two punts for touchdowns.....	vs Tulsa, 1968 (Dees & Marks)

DEFENSE

Held an opponent to 10 or fewer first downs.....	vs Missouri State, 2015 (10)
Held an opponent to 0 or fewer yards rushing.....	vs Ole Miss, 1993 (-4)
Held an opponent to 50 or fewer yards rushing.....	vs Ole Miss, 2015 (40)
Held an opponent to 100 or fewer yards rushing.....	at Houston, 2015 (96)
Held an opponent to 25 or fewer yards passing.....	vs USF, 2003 (25)
Held an opponent to 50 or fewer yards passing.....	vs Austin Peay, 2014 (30)
Held an opponent to 100 or fewer yards total offense.....	vs UT-Arlington, 1962 (87)
Held an opponent to 200 or fewer yards total offense.....	vs Missouri State, 2015 (125)
Held an opponent to 300 or fewer yards total offense.....	vs Tulane, 2015 (270)
Intercepted six or more passes.....	vs East Carolina, 1993 (6)
Intercepted five or more passes.....	vs Mississippi State, 1998 (5)
Intercepted four or more passes.....	at USF, 2013 (4)
Intercepted three or more passes.....	vs Cincinnati, 2015 (3)
Recovered four or more fumbles.....	vs Marshall, 2011 (4)
Recovered three or more fumbles.....	vs Missouri State, 2015 (3)
Recorded a safety.....	vs Tulane, 2015
Recorded two safeties in a game.....	vs Tulane, 2015
Recorded seven or more sacks.....	vs Arkansas State, 2013 (7)
Recorded six or more sacks.....	at Tulsa, 2015 (6)
Recorded five or more sacks.....	at Houston, 2015 (5)
Recorded four or more sacks.....	vs USF, 2014 (4)
Recorded 12 or more tackles for loss.....	vs Arkansas State, 2013 (12)
Recorded 10 or more tackles for loss.....	vs Middle Tennessee, 2014 (10)
Had three or more players with 2 or more tackles for loss.....	vs Middle Tennessee, 2014 (3)
Had four or more players with 2 or more tackles for loss.....	vs UCF, 2008 (4)

SPECIAL TEAMS

Returned a punt for a TD.....	vs Missouri State, 2015 (Roderick Proctor)
Returned a blocked punt for a TD.....	at Arkansas State, 2012 (Tevin Jones)
Returned a kickoff for a TD.....	vs Tennessee, 1996 (Randall Cobb 95 yds)
Blocked one punt.....	at Temple, 2015 (Wynton McManis)
Blocked two punts.....	vs Arkansas, 1992 (4)
Blocked three punts.....	vs Arkansas, 1992 (4)
Blocked four punts.....	vs Arkansas, 1992 (4)
Blocked a field goal.....	vs Cincinnati, 2015 (Reggis Ball)
Blocked a PAT.....	vs Tulane, 2015
Returned a Blocked PAT for 2 Points.....	at UAB, 2012 (Charles Harris)
Punted 13 or more times.....	vs Texas A&M, 1979 (13)
Punted 12 or more times.....	vs SMU, 2011 (12)
Punted 11 or more times.....	at Southern Miss, 2011 (11)
Punted 10 or more times.....	at Ole Miss, 2014 (10)
Punted one time in a game.....	at SMU, 2014 (1)
Punted two times or less.....	at Kansas, 2015 (2)
Missed a kicking PAT.....	at UAB, 2012
Had a kicking PAT blocked.....	vs Marshall, 2011
Had a punt blocked.....	vs Temple, 2013
Had a field goal blocked.....	at Marshall, 2012
Had a blocked field goal returned for a TD.....	vs Louisville, 2008
Recorded 2 Special Teams TDs.....	at Arkansas State, 2012 (2, BL P & P FF)
Gave up 2 Special Teams TDs.....	vs Louisville, 2008 (2, BL FG & KOR)
Kicked an on-side kick.....	at USF, 2015
Recovered an opponent's on-side kick.....	vs USF, 2014
Recovered a Memphis on-side kick.....	vs USF, 2015
Totalled 200 or more kickoff return yards.....	vs Middle Tennessee, 2012 (200)
Totalled 150 or more kickoff return yards.....	vs Cincinnati, 2015 (161)
Totalled 100 or more kickoff return yards.....	at Temple, 2015 (108)
Returned 10 or more kickoffs.....	vs Mississippi State, 2011 (10)
Returned nine or more kickoffs.....	vs Mississippi State, 2011 (10)
Returned eight or more kickoffs.....	vs Middle Tennessee, 2012 (8)

MISCELLANEOUS

Had 30 or more first downs.....	vs Tulane, 2015 (32)
Had 20 or more first downs.....	at Houston, 2015 (26)
Had 16 or more penalties.....	at Marshall, 2012 (16)
Had 15 or more penalties.....	at Middle Tennessee, 2013 (15)
Had 10 or more penalties.....	at Tulsa, 2015 (12)
Had 125 or more yards in penalties.....	at Middle Tennessee, 2013 (145)
Had 100 or more yards in penalties.....	vs Tulane, 2015 (106)
Had a 100-yard rusher and a 100-yard receiver in the same game.....	
..... at Tulsa, 2015 (Dorceus, 138 rush; Henderson, 112 rush, Frazier, 128 receiving; Miller 106 receiving)	
..... at Tulsa, 2015 (Dorceus, 138 rush; Henderson, 112 rush, Frazier, 128 receiving; Miller 106 receiving)	
Had 40 or more minutes of TOP.....	at Cincinnati, 2014 (40:55)
Had 35 or more minutes of TOP.....	at Tulsa, 2015 (35:24)
Had a tie game.....	vs Arkansas State, 1990
Was involved in an overtime.....	vs BYU, 2015
Gave up a Safety.....	vs Army, 2000

THE LAST TIME A TIGER PLAYER ...

RUSHING

Rushed 40 or more times.....	Marcus Holliday vs Tulane, 1994 (42)
Rushed 35 or more times.....	Sam Craft at Cincinnati, 2014 (38)
Rushed 30 or more times.....	Doroland Dorceus, 2015 (32)
Rushed 25 or more times.....	Doroland Dorceus, 2015 (26)
Rushed for 250 or more yards.....	DeAngelo Williams vs USF, 2004 (263)
Rushed for 200 or more yards.....	Curtis Steele vs Tulsa, 2009 (232)
Rushed for 175 or more yards.....	Brandon Hayes vs USF, 2014 (189)
Rushed for 150 or more yards.....	Brandon Hayes vs USF, 2014 (189)
Rushed for 125 or more yards.....	Doroland Dorceus at Tulsa, 2015 (138)
Rushed for 100 or more yards.....	Doroland Dorceus at Houston, 2015 (116)
Rushed for four or more TDs.....	Curtis Steele vs Tulsa, 2009 (4)
Rushed for three or more TDs.....	Paxton Lynch vs BYU, 2014 (3)
Rushed for two or more TDs.....	Dorceus & Henderson at Tulsa, 2015 (2)
Had a run of 90 or more yards.....	Herb Covington vs Cincinnati, 1966 (92)
Had a run of 80 or more yards.....	DeAngelo Williams vs Tulane, 2002 (86)
Had a run of 70 or more yards.....	Curtis Steele vs Tulsa, 2009 (77)
Had a run of 60 or more yards.....	Mose Frazier at Kansas, 2015 (60)
Had a run of 50 or more yards.....	Brandon Hayes vs Tulsa, 2014 (51)
Had 2 players rush for two or more TDs.....	Dorceus & Henderson at Tulsa, 2015 (2)

PASSING

Passed for 400 or more yards.....	Paxton Lynch at Tulsa, 2015 (447)
Passed for 350 or more yards.....	Paxton Lynch vs Ole Miss, 2015 (384)
Passed for 300 or more yards.....	Paxton Lynch vs Navy, 2015 (305)
Passed for 250 or more yards.....	Paxton Lynch at Houston, 2015 (278)
Passed for 200 or more yards.....	Paxton Lynch at Houston, 2015 (278)
Attempted 60 or more passes.....	Martin Hankins vs East Carolina, 2007 (60)
Attempted 50 or more passes.....	Paxton Lynch vs Ole Miss, 2015 (53)
Attempted 40 or more passes.....	Paxton Lynch vs Navy, 2015 (42)
Attempted 30 or more passes.....	Paxton Lynch at Temple, 2015 (34)
Completed 30 or more passes.....	Paxton Lynch at Tulsa, 2015 (32)
Completed 25 or more passes.....	Paxton Lynch at Temple, 2015 (25)
Completed 20 or more passes.....	Paxton Lynch at Houston, 2015 (20)
Threw four or more TD passes.....	Paxton Lynch at Tulsa, 2015 (4)
Threw three or more TD passes.....	Paxton Lynch vs Ole Miss, 2015 (3)
Threw five or more interceptions.....	Martin Hankins vs Southern Miss, 2006 (5)
Threw four or more interceptions.....	Martin Hankins vs Ole Miss, 2007 (4)
Threw three or more interceptions.....	Paxton Lynch vs BYU, 2014 (3)
Completed a pass for 90 or more yards.....	Taylor Reed vs Austin Peay, 2011 (93)
Completed a pass for 80 or more yards.....	Paxton Lynch vs Cincinnati, 2015 (82)
Completed a pass for 70 or more yards.....	Paxton Lynch vs Cincinnati, 2015 (82)
Completed a pass for 60 or more yards.....	Paxton Lynch at Houston, 2015 (61)
Completed a pass for 50 or more yards.....	Paxton Lynch at Tulsa, 2015 (58)

RECEIVING

Caught 10 or more passes.....	Mose Frazier at Tulsa, 2015 (10)
Caught seven or more passes.....	Mose Frazier at Temple, 2015 (8)
Had 180 or more yards receiving.....	Bob Sherlag vs Mississippi St., 1965 (186)
Had 175 or more yards receiving.....	Marcus Rucker vs MTSU, 2012 (177)
Had 150 or more yards receiving.....	Marcus Rucker vs MTSU, 2012 (177)
Had 125 or more yards receiving.....	Mose Frazier at Tulsa, 2015 (128)
Had 100 or more yards receiving.....	Phil Mayhue vs Tulane, 2015 (107)
Caught three or more TD passes.....	Carlos Singleton vs SMU, 2007 (3)
Caught two or more TD passes.....	Tevin Jones at Tulsa, 2015 (2)

TOTAL OFFENSE

Had 400 or more yards of total offense.....	Paxton Lynch at Tulsa, 2015 (453)
Had 350 or more yards of total offense.....	Paxton Lynch vs Tulane, 2015 (386)
Had 300 or more yards of total offense.....	Paxton Lynch at Houston, 2015 (321)

Had 250 or more yards of total offense.....	Paxton Lynch at USF (311)
---	---------------------------

SCORING

Responsible for five or more TDs.....	Paxton Lynch at Tulsa, 2015 - 5 (4 pass, 1 rush)
Accounted for four or more TDs.....	Paxton Lynch vs BYU, 2014 - 7 (4 pass, 3 rush)
Accounted for three or more TDs.....	Paxton Lynch vs. Ole Miss - 3 (3 pass)
Scored four or more TDs.....	Curtis Steele vs Tulsa, 2009 (4 rush)
Scored three or more TDs.....	Paxton Lynch vs BYU, 2014 - 3 (3 rush)
Scored two or more TDs.....	Doroland Dorceus at Houston, 2015 - 2 (1 rec, 1 rush)
Scored in three different ways.....	Arkelon Hall vs vs Louisville, 2008 (2 pass, 1 rsh, 1 rec)

DEFENSE

Intercepted three or more passes.....	Bobby McCain at USF, 2013 (3)
Intercepted two or more passes.....	Bobby McCain at Ole Miss, 2014 (2)
Recovered three or more fumbles.....	Quinton McCrary vs UCF, 2007 (3)
Recovered two or more fumbles.....	Ryan Coleman vs SMU, 2013 (2)
Returned two fumbles for TDs.....	Ryan Coleman vs SMU, 2013 (2)
Returned fumble for TD.....	Bobby McCain vs Middle Tennessee, 2014
Recorded four or more sacks.....	Clinton McDonald vs Arkansas St., 2008 (4)
Recorded three or more sacks.....	Clinton McDonald vs Arkansas St., 2008 (4)
Recorded two or more sacks.....	Wynton McManis at Houston, 2015 (2.0)
Recorded four or more TFLs.....	Tank Jakes at UCLA, 2014 (4.0)
Had three or more TFLs.....	Genard Avery at Tulsa, 2015 (3.0)

SPECIAL TEAMS

Scored 18 or more points kicking.....	Ryan White vs UAB, 1999 (18)
Scored 15 or more points kicking.....	Jake Elliott vs Tulsa, 2014 (16)
Scored 10 or more points kicking.....	Jake Elliott at Temple, 2015 (12)
Kicked five or more field goals.....	Jake Elliott at Houston, 2013 (5)
Kicked four or more field goals.....	Jake Elliott at Temple, 2015 (4)
Kicked three or more field goals.....	Jake Elliott vs Ole Miss, 2015 (3)
Attempted five or more field goals.....	Jake Elliott at Temple, 2015 (5)
Attempted four or more field goals.....	Jake Elliott vs Tulane, 2015 (4)
Attempted three or more field goals.....	Jake Elliott at Houston, 2015 (3)
Kicked a field goal of 50 or more yards.....	Jake Elliott at Bowling Green, 2015 (52)
Punted 12 or more times.....	Tom Hornsey vs SMU, 2011 (12)
Punted 11 or more times.....	Tom Hornsey at Southern Miss, 2011 (11)
Punted 10 or more times.....	Spencer Smith at Ole Miss, 2014 (10)
Punted 70 or more yards.....	Spencer Smith vs Cincinnati, 2015 (72)
Punted 60 or more yards.....	Spencer Smith at Temple, 2015 (62)
Had a punt average over 50 yards.....	Spencer Smith vs Cincinnati, 2015 (52.7)
Totaled 175 or more yards in kick returns.....	Joe Craig at Connecticut, 2013 (177)
Totaled 150 or more yards in kick returns.....	Joe Craig at Connecticut, 2013 (177)
Totaled 125 or more yards in kick returns.....	Jae'Lon Oglesby vs Cincinnati, 2015 (132)
Totaled 100 or more yards in kick returns.....	Jae'Lon Oglesby at Houston, 2015 (121)
Returned a kick 90 or more yards.....	Bobby McCain at Duke, 2012 (95)
Returned a kick 50 or more yards.....	Bobby McCain at Cincinnati, 2014 (59)
Returned a kickoff for a TD.....	Kevin Cobb vs Tennessee, 1996 (95 yds)
Returned nine or more kickoffs.....	Marcus Hightower vs Houston, 2009 (9)
Returned eight or more kickoffs.....	D.A. Griffin vs Houston, 2010 (8)
Returned seven or more kickoffs.....	Curtis Johnson vs UAB, 2011 (7)
Returned six or more kickoffs.....	Jae'Lon Oglesby vs Cincinnati, 2015 (6)
Returned 10 or more punts.....	Ryan Roskelly vs Tulsa, 1994 (10)
Returned seven or more punts.....	Darron White vs Chattanooga, 2004 (7)
Returned six or more punts.....	Keiwone Malone vs Middle Tennessee, 2014 (6)
Had 150 or more punt return yards.....	Ryan Roskelly vs Tulsa, 1994 (194)
Had 100 or more punt return yards.....	Keiwone Malone at UAB, 2012 (112)
Had a punt return of 90 or more yards.....	Keith Wright vs Louisville, 1975 (94)
Had a punt return of 80 or more yards.....	Ryan Johnson vs Cincinnati, 2000 (82)
Had a punt return of 50 or more yards.....	Roderick Proctor vs Missouri State, 2015 (63)
Returned a punt for a TD.....	Roderick Proctor vs Missouri State, 2015
Blocked a punt.....	Wynton McManis at Temple, 2015
Returned a blocked punt for a TD.....	Tevin Jones at Arkansas State, 2012
Blocked a field goal.....	Reggis Ball vs USF, 2015
Blocked a PAT.....	Jackson Dillon vs Tulane 2015
Returned a blocked PAT for a score.....	Charles Harris at UAB, 2012

THE LAST TIME A TIGER PLAYER ...

IN ONE QUARTER...

Passed for 75 yards or more.....	Paxton Lynch vs Navy, 2015 (75-2nd)
Passed for 100 yards or more.....	Paxton Lynch at Houston, 2015 (159-2nd)
Passed for 175 yards or more.....	Arkelon Hall vs UAB, 2008 (186-2nd)
Passed for three or more TDs.....	Paxton Lynch vs UConn, 2014 (3-3rd)
Passed for two or more TDs.....	Paxton Lynch at Houston, 2015 (2-2nd)
Rushed for 75 yards or more.....	Jamarius Henderson at Kansas, 2015 (77-4th)
Rushed for 100 yards or more.....	Jarvis Cooper vs Austin Peay, 2014 (101-4th)
Rushed for 150 yards or more.....	Paul Gowen vs Tulsa, 1969 (150-2nd)
Rushed for two TDs or more.....	Sam Craft vs Cincinnati, 2015 (2-4th)
Caught three or more passes.....	Mose Frazier at Houston, 2015 (3 - 3rd)
Caught five or more passes.....	Anthony Miller vs Ole Miss, 2015 (5-2nd)

IN ONE HALF

Passed for 200 yards or more.....	Paxton Lynch vs Tulane, 2015 (213-2nd)
Passed for 175 yards or more.....	Paxton Lynch at Houston, 2015 (196-1st)
Rushed for 100 yards or more.....	Brandon Hayes vs USF, 2014 (100-1st)
Rushed for 150 yards or more.....	DeAngelo Williams vs Akron, 2005 (154-2nd)
Rushed for three TDs or more.....	Curtis Steele vs Tulsa, 2009 (3-2nd)
Rushed for two TDs or more.....	Sam Craft vs Cincinnati, 2015 (2-2 d)
Passed for three or more TDs.....	Paxton Lynch vs UConn, 2014 (3-2nd)
Caught eight or more passes.....	Maurice Avery vs UAB, 2003 (8-2nd)
Caught six or more passes.....	Keiwone Malone vs MTSU, 2012 (7-2nd)
Had 100 yards receiving.....	Marcus Rucker vs MTSU, 2012 (146-1st)
Had 125 yards receiving.....	Marcus Rucker vs MTSU, 2012 (146-1st)
Caught two or more TD passes.....	Mose Frazier vs Missouri State, 2015 (2-1st)
Kicked four or more field goals.....	Ryan White vs UAB, 1999 (4-1st)
Kicked three or more field goals.....	Jake Elliott at Temple, 2015 (3-1st)

THE LAST TIME A TIGER TEAM ...**IN ONE QUARTER**

Passed for 75 yards or more.....	vs Navy, 2015 (75-2nd)
Passed for 100 yards or more.....	at Houston, 2015 (159-1st)
Passed for 175 yards or more.....	vs UT-Martin, 2009 (175-2nd)
Passed for 200 yards or more.....	vs Chattanooga, 2004 (202-3rd)
Passed for two TDs.....	at Houston, 2015 (2-1st)
Passed for three TDs.....	vs UConn, 2014 (3-3rd)
Rushed for 75 yards or more.....	vs Tulane, 2015 (93-2nd)
Rushed for 100 yards or more.....	vs Missouri State, 2015 (100-1st)
Rushed for 125 yards or more.....	vs Austin Peay, 2014 (133-4th)
Rushed for three TDs or more.....	at SMU, 2014 (3-2nd)
Rushed for two TDs or more.....	at Tulsa, 2015 (2-4th)
Kicked three or more field goals.....	vs Ole Miss, 2003 (3-4th)
Had four receivers catch three passes.....	vs Southern Miss, 2007 (4-4th)
Had seven receivers catch one pass.....	vs Cincinnati, 2013 (7-4th)

IN ONE HALF

Passed for 200 yards or more.....	vs Tulane, 2015 (228-2nd)
Passed for 175 yards or more.....	at Houston, 2015 (196-1st)
Passed for 150 yards or more.....	at Tulsa, 2015 (158-2nd)
Passed for two or more TDs.....	at Houston, 2015 (2-1st)
Passed for three or more TDs.....	at Tulsa, 2015 (3-1st)
Rushed for 250 yards or more.....	vs Akron, 2005 (252-2nd)
Rushed for 200 yards or more.....	at Kansas, 2015 (231-2nd)
Rushed for 150 yards or more.....	at Tulsa, 2015 (159-2nd)
Rushed for four TDs or more.....	vs Austin Peay, 2014 (5-1st)
Rushed for two TDs or more.....	at Houston, 2015 (2-2nd)
Kicked four or more field goals.....	vs UAB, 1999 (4-1st)

THE LAST TIME A TIGER OPPONENT ...**RUSHING**

Had 500 or more yards rushing.....	Texas A&M, 1978 (523)
Had 400 or more yards rushing.....	East Carolina, 2007 (491)
Had 300 or more yards rushing.....	Navy, 2015 (374)
Had 75 or more rushing attempts.....	Texas A&M, 1978 (75)
Had 70 or more rushing attempts.....	Arkansas State, 1986 (71)
Had seven or more rushing TDs.....	UCF, 2007 (7)
Had six or more rushing TDs.....	East Carolina, 2007 (6)
Had five or more rushing TDs.....	Navy, 2015 (5)
Had four or more rushing TDs.....	Houston, 2015 (4)
Had two players with 100 yards rushing in game.....	Southern Miss, 2008 (Austin Davis, 128, Damion Fletcher 100)

PASSING

Had 500 or more yards passing.....	Cincinnati, 2015 (620)
Had 400 or more yards passing.....	Tulsa, 2015 (421)
Had 300 or more yards passing.....	Ole Miss, 2015 (440)
Had 60 or more pass attempts.....	Cincinnati, 2015 (64)
Had 50 or more pass attempts.....	Cincinnati, 2015 (64)
Had 40 or more pass attempts.....	Houston, 2015 (44)
Had 35 or more completions.....	Cincinnati, 2015 (38)
Had 30 or more completions.....	Ole Miss, 2015 (34)
Had 25 or more completions.....	Houston, 2015 (26)
Had six or more TD passes.....	Houston, 2010 (6)
Had five or more TD passes.....	East Carolina, 2012 (5)
Had four or more TD passes.....	Tulsa, 2015 (4)
Had three or more TD passes.....	Ole Miss, 2015 (3)
Had six or more passes intercepted.....	East Carolina, 1993 (6)
Had five or more passes intercepted.....	Mississippi State, 1997 (5)
Had four or more passes intercepted.....	USF, 2013 (4)
Had three or more passes intercepted.....	Cincinnati, 2015 (3)

RECEIVING

Had two or more players with 100 yards receiving in game.....	Cincinnati, 2015 (Max Morrison-162, Chris Moore-153, Shaq Washington-120)
---	---

TOTAL OFFENSE

Had 600 or more yards of total offense.....	Cincinnati, 2015 (752)
Had 500 or more yards of total offense.....	Tulsa, 2015 (534)
Had 400 or more yards of total offense.....	Temple, 2015 (461)
Had 90 or more plays.....	Cincinnati, 2015 (100)
Had 80 or more plays.....	Tulsa, 2015 (81)
Had 75 or more plays.....	Houston, 2015 (75)

SCORING

Scored 70 or more points.....	Ole Miss, 1935 (92)
Scored 60 or more points.....	Ole Miss, 1980 (61)
Scored 50 or more points.....	Miss. State, 2011 (59)
Scored 40 or more points.....	Navy, 2015 (45)
Scored a two-point conversion passing.....	at UCLA, 2014
Scored a two-point conversion running.....	UAB, 2011

TURNOVERS

Committed seven or more turnovers.....	Cincinnati, 1998 (7, 5 fumbles, 2 int.)
Committed six or more turnovers.....	Marshall, 2011 (6, 4 fumbles, 2 int.)
Committed five or more turnovers.....	Tulane, 2014 (5, 2 fumbles, 3 int.)
Committed four or more turnovers.....	BYU, 2014 (4, 1 fumbles, 3 int.)
Had five or more fumbles.....	East Carolina, 2012 (5)
Lost four or more fumbles.....	Marshall, 2011 (4)
Did not commit a turnover.....	vs Tulane, 2015
Returned an interception for a touchdown.....	BYU, 2014 (Zac Stout - 19 yd)
Returned a fumble for a touchdown.....	Tulsa, 2014 (DeMarco Nelson - 6 yd)

DEFENSE

Held UM to 10 or fewer first downs.....	SMU, 2012 (9)
Held UM to 0 or fewer yards rushing.....	SMU, 2011 (-14)
Held UM to under 100 yards rushing.....	Temple, 2015 (76)
Held UM to 100 or fewer yards passing.....	Ole Miss 2014 (81)
Held UM to under 300 yards of total offense.....	Temple, 2015 (232)
Held UM to under 200 yards of total offense.....	Ole Miss, 2014 (104)
Intercepted five or more UM passes.....	East Carolina, 2006 (5)
Intercepted four or more UM passes.....	Ole Miss, 2007 (4)
Intercepted three or more UM passes.....	BYU, 2014 (3)
Recorded a safety.....	Army, 2000
Recorded six or more quarterback sacks.....	Louisville, 2010 (6)
Recorded five or more quarterback sacks.....	UCF, 2013 (5)

SPECIAL TEAMS

Returned a punt for a TD.....	Houston, 2010 (P.Edwards)
Returned a blocked punt for a TD.....	Temple, 2013 (Michael Felton)
Returned a kickoff for a TD.....	Louisville, 2008 (Trent Guy)
Blocked a punt.....	Temple, 2013 (Michael Felton)
Blocked a field goal.....	Marshall, 2012 (Jeremiah Taylor)
Blocked a field goal for a TD.....	Louisville, 2008 (Brandon Heath)
Blocked a PAT.....	Tulane, 2012
Punted 10 or more times.....	Missouri State, 2015 (10)
Did not punt.....	Houston, 2010
Missed a PAT (kicking).....	Cincinnati, 2013
Kicked an on-side kick.....	USF, 2014
Scored two special teams TDs.....	Louisville, 2008

MISCELLANEOUS

Had 30 or more first downs.....	Cincinnati, 2015 (38)
Had 25 or more first downs.....	Temple, 2015 (25)
Had 10 or more penalties.....	Tulsa, 2015 (11)
Had 100 or more penalty yards.....	Cincinnati, 2015 (101)
Had 35 minutes or more of possession.....	Navy, 2015 (36:57)
Had a 100 yard receiver and rusher.....	SMU, 2012
.....	(Zach Line, 127 rush; Darius Johnson, 141 rec)

THE LAST TIME A TIGER OPPOSING PLAYER ...

RUSHING

Rushed 45 or more times	Cyrus Lawrence, Va. Tech, 1981 (45)
Rushed 35 or more times	Brynn Harvey, UCF, 2009 (42)
Rushed 30 or more times	Brynn Harvey, UCF, 2009 (42)
Rushed 25 or more times	David Oku, Arkansas State, 2012 (25)
Rushed for 300 or more yards	Chris Johnson, East Carolina, 2007 (301)
Rushed for 250 or more yards	Chris Johnson, East Carolina, 2007 (301)
Rushed for 200 or more yards	Bilal Powell, Louisville, 2010 (204)
Rushed for 150 or more yards	L. Murray, UCF, 2012 (192)
Rushed for 100 or more yards	Chris Swain, Navy, 2015 (108)
Rushed for four or more TDs	Chris Johnson, East Carolina, 2007 (4)
Rushed for three or more TDs	Chris Swain, Navy, 2015 (108)
Rushed for two or more TDs	Kenneth Farrow, Houston, 2015 (2)
Had a run of 80 yards or more	L. Murray, UCF, 2012 (83)
Had a run of 70 yards or more	Marlon Mack, USF, 2014 (75)
Had a run of 60 yards or more	Marlon Mack, USF, 2014 (75)
Had a run of 50 yards or more	Marlon Mack, USF, 2014 (75)

PASSING

Passed for 500 yards or more	Hayden Moore, Cincinnati, 2015 (557)
Passed for 400 yards or more	Dane Evans, Tulsa, 2015 (421)
Passed for 300 yards or more	Chad Kelly, Ole Miss, 2015 (372)
Attempted 60 or more passes	Marquel Blackwell, USF, 2001 (62)
Attempted 50 or more passes	Hayden Moore, Cincinnati, 2015 (53)
Attempted 40 or more passes	Chad Kelly, Ole Miss, 2015 (47)
Attempted 35 or more passes	Dane Evans, Tulsa, 2015 (36)
Completed 30 or more passes	Chad Kelly, Ole Miss, 2015 (33)
Completed 25 or more passes	Hayden Moore, Cincinnati, 2015 (31)
Threw for five or more TDs	Shane Carden, East Carolina, 2012 (5)
Threw for four or more TDs	Dane Evans, Tulsa, 2015 (4)
Threw for three or more TDs	Hayden Moore, Cincinnati, 2015 (4)
Threw four or more interceptions	Mike White, USF, 2013 (4)
Threw three or more interceptions	Christian Stewart, BYU, 2014 (3)
Completed a pass for 90 or more yards	Matt Johnson, Bowling Green, 2015 (94)
Completed a pass for 80 or more yards	Dane Evans, Tulsa, 2015 (80)
Completed a pass for 70 or more yards	Keenan Reynolds, Navy, 2015 (75)
Completed a pass for 60 or more yards	Dane Evans, Tulsa, 2015 (80)
Completed a pass for 50 or more yards	Dane Evans, Tulsa, 2015 (80)

RECEIVING

Caught 15 or more passes	Jeremy Davis, Connecticut, 2013 (15)
Caught 10 or more passes	Demarcus Ayers, Houston, 2015 (13)
Caught eight or more passes	Mitch Mathews, BYU, 2014 (9)
Had 200 or more yards receiving	Keyarris Garrett, Tulsa, 2015 (268)
Had 175 or more yards receiving	Roger Lewis, Bowling Green, 2015 (261)
Had 150 or more yards receiving	Max Morrison, Cincinnati, 2015 (162)
Had 125 yards or more receiving	Demarcus Ayers, Houston, 2015 (127)
Had 100 or more yards receiving	Chris Moore, Cincinnati, 2015 (153)
Caught three or more TD passes	Keyarris Garrett, Tulsa, 2015 (3)
Caught two or more TD passes	Max Morrison, Cincinnati, 2015 (2)

TOTAL OFFENSE

Had 400 or more yards of total offense	Dane Evans, Tulsa, 2015 (421)
Had 300 or more yards of total offense	P.J. Walker, Temple, 2015 (310)

SCORING

Accounted for five or more TDs	Dane Evans, Tulsa, 2015 (4 - 4 pass)
Accounted for four or more TDs	Hayden Moore, Cincinnati, 2015 (4 - 4 pass)
Accounted for three or more TDs	Chris Swain, Navy, 2015 (3 - 3 rush)
Scored four or more TDs	Chris Johnson, East Carolina, 2007 (4)
Scored three or more TDs	Roger Lewis, Bowling Green, 2015 (3)
Scored two or more TDs	Dontrell Hillard, Tulane, 2015 (2)
Kicked four or more field goals	Kevin Fitzpatrick, Tulsa, 2009 (4)
Kicked three or more field goals	Cairo Santos, Tulane, 2012 (3)

DEFENSE

Intercepted two or more passes	Efrem Oliphant, Houston, 2014 (2)
Recovered two or more fumbles	D. Mathews, Houston, 2013 (2)
Recorded three or more sacks	Chris Daly, USF, 2001 (3)
Recorded two or more sacks	Tanzel Smart, Tulane, 2014 (2)
Recorded four or more tackles for loss	Chris Daley, USF, 2001 (4)
Recorded three or more tackles for loss	Sean Chandler, Temple, 2015 (3.0)

SPECIAL TEAMS

Scored 10 or more points kicking	Nick Visco, Temple, 2013 (10)
Kicked four or more field goals	Kevin Fitzpatrick, Tulsa, 2009 (4)
Kicked three or more field goals	Cairo Santos, Tulane, 2012 (3)
Kicked a field goal of 50 yds or more	Nick Bartolotta, Kansas, 2015 (51)
Kicked a 70-yard punt	Caleb Houston, UCF, 2013 (71)
Kicked a 60-yard punt	Dalton Parks, Tulsa, 2014 (61)
Totalled 150 or more kick return yards	Casey Robottom, Tulane, 2008 (166)
Totalled 100 or more kick return yards	Adam Hine, BYU, 2014 (109)
Totalled 100 or more punt return yards	Mario Hull, Rice, 2011 (121)
Had a punt return of 50 or more yards	Kenneth Acker, SMU, 2012 (59)
Had a 100-yard kickoff return	Fred Reed, Mississippi St., 2003

SCORING INDIV. RECORDS

MOST POINTS SCORED (MIN. 18)

RK	TDS	PLAYER VS OPPONENT	YEAR
T1	24	Curtis Steele vs Tulsa	2009
T1	24	DeAngelo Williams vs Chattanooga	2004
T1	24	DeAngelo Williams vs Houston	2004
T1	24	DeAngelo Williams vs East Carolina	2004
T1	24	Dante Brown vs Houston	2001
T6	18	Paxton Lynch vs BYU	2014
T6	18	Brandon Hayes vs. Tulsa	2014
T6	18	Brandon Hayes vs. UAB	2012
T6	18	Steven Black vs Tulane	2008
T6	18	Carlos Singleton vs SMU	2007
T6	18	Joseph Doss vs UTEP	2006
T6	18	DeAngelo Williams vs Chattanooga	2005
T6	18	DeAngelo Williams vs Tulsa	2005
T6	18	DeAngelo Williams vs Akron	2005
T6	18	DeAngelo Williams vs Ole Miss	2003
T6	18	DeAngelo Williams vs Tennessee Tech	2003
T6	18	Ryan White vs UAB	1999
T6	18	Gerard Arnold vs Tulane	1999
T6	18	Gerard Arnold vs Arkansas State	1997
T6	18	Russell Copeland vs Tennessee	1992
T6	18	John Martin vs Tulane	1992
T6	18	Larry Porter vs Arkansas State	1990
T6	18	Billy Moody vs Louisville	1987
T6	18	Jeff Womack vs Southwestern Louisiana	1985
T6	18	Paul Gowen vs Cincinnati	1971
T6	18	Stan Davis vs Ole Miss	1971
T6	18	Jay McCoy vs Wichita State	1970
T6	18	Danny Pierce vs Southern Miss	1968
T6	18	Bob Sherlag vs Mississippi State	1965
T6	18	Dave Casinelli vs The Citadel	1962
T6	18	Dave Casinelli vs UT-Arlington	1962
T6	18	Dave Casinelli vs The Citadel	1961
T6	18	James Earl Wright vs The Citadel	1961
T6	18	Don Coffee vs Tulsa	1961
T6	18	Nick Bouni vs Southern Miss	1959
T6	18	Bill Robertson vs Arkansas State	1950
T6	18	Frank Berry vs Tampa	1949

MOST TDS SCORED (MIN. 3; RUSH/REC)

RK	TDS	PLAYER VS OPPONENT	YEAR
T1	4	Curtis Steele vs Tulsa	2009
T1	4	DeAngelo Williams vs Chattanooga	2004
T1	4	DeAngelo Williams vs Houston	2004
T1	4	DeAngelo Williams vs East Carolina	2004
T1	4	Dante Brown vs Houston	2001
T6	3	Paxton Lynch vs BYU	2014
T6	3	Brandon Hayes vs Tulsa	2014
T6	3	Sam Craft vs Temple	2013
T6	3	Brandon Hayes vs UAB	2012
T6	3	Steven Black vs Tulane	2008
T6	3	Carlos Singleton vs SMU	2007
T6	3	Joseph Doss vs UTEP	2006
T6	3	DeAngelo Williams vs Chattanooga	2005
T6	3	DeAngelo Williams vs Tulsa	2005
T6	3	DeAngelo Williams vs Akron	2005
T6	3	DeAngelo Williams vs Ole Miss	2003
T6	3	DeAngelo Williams vs Tennessee Tech	2003
T6	3	Gerard Arnold vs Tulane	1999
T6	3	Gerard Arnold vs Arkansas State	1997
T6	3	Russell Copeland vs Tennessee	1992
T6	3	John Martin vs Tulane	1992
T6	3	Larry Porter vs Arkansas State	1990
T6	3	Billy Moody vs Louisville	1987
T6	3	Jeff Womack vs Southwestern Louisiana	1985
T6	3	Paul Gowen vs Cincinnati	1971
T6	3	Stan Davis vs Ole Miss	1971
T6	3	Jay McCoy vs Wichita State	1970
T6	3	Danny Pierce vs Southern Miss	1968
T6	3	Bob Sherlag vs Mississippi State	1965
T6	3	Dave Casinelli vs The Citadel	1962
T6	3	Dave Casinelli vs UT-Arlington	1962
T6	3	Dave Casinelli vs The Citadel	1961
T6	3	James Earl Wright vs The Citadel	1961
T6	3	Don Coffee vs Tulsa	1961
T6	3	Nick Bouni vs Southern Miss	1959
T6	3	Bill Robertson vs Arkansas State	1950
T6	3	Frank Berry vs Tampa	1949

TDS RESPONSIBLE FOR (MIN. 4; PASS/RUSH)

RK	TDS	PLAYER VS OPPONENT	YEAR
1	7	Paxton Lynch vs BYU	2014

TDS RESPONSIBLE FOR (MIN. 4; PASS/RUSH)

RK	TDS	PLAYER VS OPPONENT	YEAR
T2	5	Paxton Lynch at Tulsa	2015
T2	5	Danny Wimprine vs Louisville	2004
T2	5	Danny Wimprine vs Murray State	2002
T2	5	Danny Wimprine vs Army	2001
T2	5	James Earl Wright vs Tulsa	1961
T7	4	Paxton Lynch vs UConn	2014
T7	4	Paxton Lynch vs USF	2014
T7	4	Paxton Lynch at Cincinnati	2014
T7	4	Paxton Lynch vs Austin Peay	2014
T7	4	Curtis Steele vs Tulsa	2009
T7	4	Tyler Bass vs UT Martin	2009
T7	4	Arkelon Hall vs UAB	2008
T7	4	Martin Hankins vs East Carolina	2007
T7	4	Martin Hankins vs Southern Miss	2007
T7	4	Martin Hankins vs SMU	2007
T7	4	Danny Wimprine vs Bowling Green St.	2004
T7	4	DeAngelo Williams vs East Carolina	2004
T7	4	DeAngelo Williams vs Houston	2004
T7	4	Danny Wimprine vs East Carolina	2003
T7	4	Travis Anglin vs Chattanooga	2001
T7	4	Dante Brown vs Houston	2001
T7	4	Bernard Oden vs UAB	1997
T7	4	Steve Matthews vs Tulane	1992
T7	4	Tim Jones vs Tulane	1989
T7	4	Lloyd Patterson vs Auburn	1976
T7	4	Danny Pierce vs Louisville	1969
T7	4	Billy Fletcher vs Mississippi State	1965
T7	4	James Earl Wright vs Hardin Simmons	1961
T7	4	James Earl Wright vs Abilene Christian	1960
T7	4	James Earl Wright vs Tennessee Tech	1960

MOST PAT MADE KICKING (MIN. 7)

RK	PAT	PLAYER VS OPPONENT	YEAR
T1	9	Jake Elliott at Tulsa	2015
T1	9	Jake Elliott vs Missouri State	2015
T1	9	Jake Elliott vs Austin Peay	2014
T1	9	Pete Weeks vs Louisville	1969
T5	8	Joe Allison vs Tulane	1992
T5	8	Jack Carter vs Hardin-Simmons	1961
T7	7	Jake Elliott at Kansas	2015
T7	7	Jake Elliott v BYU	2014
T7	7	Matt Reagan vs SMU	2007
T7	7	Stephen Gostkowski vs Chattanooga	2005
T7	7	Stephen Gostkowski vs Chattanooga	2004
T7	7	Stephen Gostkowski vs Tulane	2004
T7	7	Ryan White vs Houston	2001
T7	7	Hal McGeorge vs Virginia Tech	1973
T7	7	Roger Carter vs Cincinnati	1972
T7	7	Pete Weeks vs Wichita State	1970

MOST CONSECUTIVE PAT MADE (100)

RK	PAT	PLAYER	YEAR
1	130	Jake Elliott (130x130)	2013-
2	101	Ryan White (101x101)	1998-2001

MOST POINTS KICKING (MIN. 13)

RK	PTS	PLAYER VS OPPONENT	YEAR
1	18	Ryan White vs UAB	1999
2	17	S. Gostkowski vs Arkansas State	2004
T3	16	Jake Elliott vs Tulsa	2014
T3	16	Ryan White vs Cincinnati	1998
5	15	Jake Elliott at Houston	2013
T6	14	Jake Elliott at Bowling Green	2015
T6	14	Stephen Gostkowski vs Marshall	2005
T6	14	Stephen Gostkowski vs Ole Miss	2003
T6	14	Joe Allison vs Tulane	1992
T10	13	Jake Elliott vs Tulane	2015
T10	13	Jake Elliott at Kansas	2015
T10	13	Jake Elliott vs BYU	2014
T10	13	Matt Reagan vs UAB	2007
T10	13	Matt Reagan vs SMU	2007
T10	13	Stephen Gostkowski vs Louisville	2004
T10	13	Ryan White vs Arkansas State	2000
T10	13	Don Glosson vs Ole Miss	1983
T10	13	Rusty Bennett vs North Texas State	1977

MOST FIELD GOALS MADE (MIN. 4)

RK	FGS	PLAYER VS OPPONENT	YEAR
T1	5	Jake Elliott at Houston	2013
T1	5	Ryan White vs UAB	1999
T3	4	Jake Elliott at Temple	2015
T3	4	Jake Elliott vs Tulsa	2014
T3	4	Matt Reagan vs UAB	2007

MOST FIELD GOALS MADE (MIN. 4)

RK	FGS	PLAYER VS OPPONENT	YEAR
T3	4	S. Gostkowski vs Marshall	2005
T3	4	S. Gostkowski vs Arkansas State	2004
T3	4	Ryan White vs Arkansas State	2000
T3	4	Ryan White vs Cincinnati	1998
T3	4	Joe Allison vs Mississippi	1992
T3	4	Rusty Bennett vs North Texas	1977

MOST FIELD GOALS ATTEMPTED (MIN. 4)

RK	ATT	PLAYER VS OPPONENT	YEAR
1	6	Ryan White vs UAB	1999
T2	5	Jake Elliott at Temple	2015
T2	5	Jake Elliott vs Tulsa	2014
T2	5	Jake Elliott at Houston	2013
T4	4	Jake Elliott vs Tulane	2015
T4	4	Jake Elliott at Temple	2014
T4	4	Jake Elliott at Cincinnati	2014
T4	4	Matt Reagan vs Southern Miss	2009
T4	4	Matt Reagan vs UAB, Rice	2007
T4	4	Matt Reagan vs UAB, Houston	2006
T4	4	Trey Adams vs Chattanooga	2006
T4	4	S. Gostkowski vs Marshall	2005
T4	4	S. Gostkowski vs Arkansas State	2004
T4	4	Stephen Gostkowski vs Tennessee Tech	2003
T4	4	Ryan White vs Arkansas State	2000
T4	4	Ryan White vs Cincinnati	1998
T4	4	Joe Allison vs Mississippi	1992
T4	4	Rusty Bennett vs North Texas	1977

SCORING TEAM RECORDS

MOST POINTS SCORED

RK	PTS	OPPONENT	YEAR
1	70	vs Tampa	1949
2	69	vs Louisville	1969
3	66	at Tulsa	2015
4	64	vs Union University	1950
5	63	vs Missouri State	2015
6	63	vs Austin Peay	2014
7	62	vs Tulane	1992
T8	61	vs Arkansas State	1949
T8	61	vs East Central Oklahoma	1951

MOST TOUCHDOWNS SCORED

RK	TDS	OPPONENT	YEAR
1	11	vs Tampa	1949
T2	10	vs Louisville	1969
T2	10	vs Union	1950
T4	9	at Tulsa	2015
T4	9	vs Missouri State	2015
T4	9	vs Austin Peay	2014
T4	9	vs Arkansas State	1949
T4	9	vs East Central Oklahoma	1951

MOST RUSHING TOUCHDOWNS

RK	TDS	OPPONENT	YEAR
T1	7	vs Austin Peay	2014
T1	7	vs North Texas State	1971
T1	7	vs The Citadel	1962
T4	6	vs Tulane	2008
T4	6	vs Wichita State	1972
T4	6	vs Tulsa	1972
T4	6	vs Tulsa	1969
T4	6	vs Cincinnati	1969

MOST PASSING TOUCHDOWNS

RK	TDS	OPPONENT	YEAR
T1	5	vs SMU	2007
T1	5	vs Murray State	2002
3	5	vs Louisville	1969
T4	5	at Tulsa	2015
T4	5	vs BYU	2014
T4	4	vs UConn	2014
T4	4	vs UT Martin	2009
T4	4	vs UAB	2008
T4	4	vs Chattanooga	2004
T4	4	vs Louisville	2004
T4	4	vs Bowling Green	2004
T4	4	vs East Carolina	2003
T4	4	vs Louisville	2002
T4	4	vs Army	2001
T4	4	vs Tulane	1992
T4	4	vs Tulsa	1961

MOST EXTRA POINTS

RK	EP	OPPONENT	YEAR
T1	9	at Tulsa	2015
T1	9	vs Missouri State	2015
T1	9	vs Austin Peay	2014
T1	9	vs Louisville	1969
T5	8	vs Chattanooga	2005
T5	8	vs Tulane	1992
T7	7	at Kansas	2015
T7	7	vs BYU	2014
T7	7	vs SMU	2007
T7	7	vs Tulane	2004
T7	7	vs Chattanooga	2004
T7	7	vs Houston	2001
T7	7	vs Virginia Tech	1973
T7	7	vs Wichita State	1972
T7	7	vs Cincinnati	1972
T7	7	vs Louisville	1962

MOST FIELD GOALS MADE

RK	FGS	OPPONENT	YEAR
T1	5	at Houston	2013
T1	5	vs UAB	1999
T3	4	at Temple	2015
T3	4	vs Tulsa	2014
T3	4	vs UAB	2007
T3	4	vs Marshall	2005
T3	4	vs Arkansas State	2004
T3	4	vs Cincinnati	1998
T3	4	vs Ole Miss	1992
T3	4	vs North Texas State	1976

MOST FIELD GOALS ATTEMPTED

RK	ATT	OPPONENT	YEAR
T1	6	vs UAB	1999
T1	6	vs North Texas State	1976
T3	5	at Temple	2015
T3	5	vs Tulsa	2014
T3	5	at Houston	2013
T5	4	vs Tulane	2015
T5	4	at Temple	2014
T5	4	at Cincinnati	2014
T5	4	vs Southern Miss	2009
T5	4	vs UAB, Rice	2007
T5	4	vs Chattanooga	2006
T5	4	vs UAB	2006
T5	4	vs Houston	2006
T5	4	vs East Carolina	2005
T5	4	vs Marshall	2005
T5	4	vs Arkansas State	2004
T5	4	vs Tennessee Tech	2003
T5	4	vs Arkansas	1994
T5	4	vs Ole Miss	1992
T5	4	vs North Texas State	1977

MOST CONSECUTIVE FIELD GOALS MADE

RK	FGS	YEARS
T1	16	1998-99
T1	16	1983-84

MOST 2-POINT CONVERSIONS MADE

RK	NO.	OPPONENT	YEAR
1	2	Louisville	1998

RUSHING INDIV. RECORDS

MOST RUSHING ATTEMPTS

RK	ATT	PLAYER VS OPPONENT	YEAR
1	42	Marcus Holliday vs Tulane	1994
T2	39	Curtis Steele vs UTEP	2009
T2	39	DeAngelo Williams vs East Carolina	2005
4	38	Sam Craft at Cincinnati	2014
T5	37	DeAngelo Williams vs Ole Miss	2004
T5	37	Larry Porter vs Ole Miss	1993
T5	37	James King vs Wichita State	1977
8	36	DeAngelo Williams vs Southern Miss	2005
T9	35	DeAngelo Williams vs UTEP	2005
T9	35	Frank Fletcher vs Cincinnati	1994

MOST YARDS RUSHING

RK	YDS	PLAYER VS OPPONENT	YEAR
1	263	DeAngelo Williams vs USF	2004
2	262	DeAngelo Williams vs Houston	2004
3	260	Paul Gowen vs Tulsa	1969



Most Yards Rushing			
Rk	Yds	Player vs Opponent	Year
4	240	Curtis Steele vs UTEP	2009
5	238	DeAngelo Williams vs Akron	2005
6	236	DeAngelo Williams vs UTEP	2005
7	232	Curtis Steele vs Tulsa	2009
8	226	DeAngelo Williams vs East Carolina	2005
9	225	DeAngelo Williams vs East Carolina	2004
10	223	DeAngelo Williams vs Tulsa	2005
11	210	Dave Casinelli vs Houston	1963
12	206	Larry Porter vs Arkansas State	1990
13	205	DeAngelo Williams vs Chattanooga	2005
14	203	Curtis Steele vs Arkansas State	2008
15	200	DeAngelo Williams vs Louisville	2004
T16	199	Brandon Hayes vs Tulsa	2014
T16	199	DeAngelo Williams vs USM	2004
18	198	DeAngelo Williams vs Houston	2005
19	195	DeAngelo Williams vs Tulane	2003
20	190	Teofilo Riley vs Arkansas State	1998
T21	189	Brandon Hayes vs USF	2014
T21	189	Richard Williams vs Georgia Tech	1980
23	188	Eddie Hill vs Cincinnati	1978

Highest Average Per Carry (Min. 12)			
Rk	Avg	Player vs Opponent	Year
1	15.8	Richard Williams vs Georgia Tech	1980
2	15.3	Paul Gowen vs Tulsa	1969
3	12.2	Curtis Steele vs Tulsa	2009
4	11.0	DeAngelo Williams vs Army	2002
5	10.8	DeAngelo Williams vs Murray State	2002
6	10.4	Eddie Hill vs Cincinnati	1978
7	10.3	DeAngelo Williams vs Chattanooga	2005

Longest Run From Scrimmage			
Rk	Yds	Player vs Opponent	Year
1	95	Keith White vs Arkansas State	1948
T2	92	Herb Covington vs Cincinnati	1966
T2	92	Sonny Parsons vs The Citadel	1961
T4	89	Keith Benton vs Louisville	1990
T4	89	Jack Scott vs Union	1948

Most Rushing Touchdowns			
Rk	Tds	Player vs Opponent	Year
T1	4	Curtis Steele vs Tulsa	2009
T1	4	DeAngelo Williams vs Chattanooga	2004
T1	4	DeAngelo Williams vs Houston	2004
T1	4	DeAngelo Williams vs East Carolina	2004
T1	4	Dante Brown vs Houston	2001
T2	3	28 times (last; Lynch vs BYU, 2014)	

RUSHING TEAM RECORDS

Most Rushing Attempts			
Rk	Att	Opponent	Year
1	81	vs North Texas State	1971
2	77	vs Wichita State	1972
3	76	vs North Texas State	1979
T4	70	vs Georgia Tech	1981
T4	70	vs Virginia Tech	1970

Fewest Rushing Attempts			
Rk	Att	Opponent	Year
T1	19	vs Arkansas	1998
T1	19	vs UCF	2006
3	20	vs Mississippi	1998

Most Yards Rushing			
Rk	Yds	Opponent	Year
1	536	vs Arkansas State	1950
2	507	vs Tulsa	1969
3	485	vs Wichita State	1970
4	456	vs North Texas State	1971
5	436	vs Tulsa	1972
6	419	vs The Citadel	1962

Fewest Yards Rushing			
Rk	Yds	Opponent	Year
T1	-14	vs SMU	2011
T1	-14	vs Houston	1998

Most Rushing Touchdowns			
Rk	Tds	Opponent	Year
T1	7	vs Austin Peay	2014
T1	7	vs North Texas State	1971

Most Rushing Touchdowns			
Rk	Tds	Opponent	Year
T1	7	vs The Citadel	1962
T4	6	vs Tulane	2008
T4	6	vs Wichita State	1972
T4	6	vs Tulsa	1972
T4	6	vs Cincinnati	1969

PASSING INDIV. RECORDS

Most Passing Attempts			
Rk	Att	Player vs Opponent	Year
T1	60	Martin Hankins vs East Carolina	2007
T1	60	Martin Hankins vs Ole Miss	2007
T1	60	Danny Wimprine vs Mississippi State	2003
4	59	Martin Hankins vs SMU	2007
5	55	Arkelon Hall vs Louisville	2008
T6	53	Paxton Lynch vs Ole Miss	2015
T6	53	Danny Wimprine vs USF	2002
T8	51	Arkelon Hall vs Marshall	2008
T8	51	Danny Wimprine vs USF	2003
T10	48	Will Hudgens vs East Carolina	2009
T10	48	Martin Hankins vs Southern Miss	2007
T10	48	Danny Wimprine vs Mississippi State	2002
T13	46	Paxton Lynch vs BYU	2014
T13	46	Danny Wimprine vs Louisville	2004
T15	45	Andy Summerlin vs Southern Miss	2011
T15	45	Will Hudgens vs Marshall	2007
T15	45	Martin Hankins vs East Carolina	2006
T15	45	Steve Matthews vs Mississippi State	1993
T19	44	Paxton Lynch at Tulsa	2015
T19	44	Will Hudgens vs Southern Miss	2009
T19	44	Danny Wimprine vs Houston	2002
T19	44	Danny Wimprine vs Louisville	2002
T19	44	Bernard Oden vs Minnesota	1997
T19	44	Steve Matthews vs Louisville	1993
T25	43	Danny Wimprine vs Ole Miss	2004
T25	43	Danny Wimprine vs UAB	2004
T27	42	Paxton Lynch vs Navy	2015
T27	42	Paxton Lynch vs Tulane	2015
T27	42	Martin Hankins vs Marshall	2006
T27	42	Danny Wimprine vs UAB	2003
T30	41	Paxton Lynch vs UConn	2014
T30	41	Paxton Lynch at UCLA	2014
T30	41	Paxton Lynch at Houston	2013
T30	41	Will Hudgens vs UAB	2009
T30	41	Martin Hankins vs UCF	2006
T30	41	Danny Wimprine vs Arkansas State	2004
T30	41	Rusty Trail vs Southern Miss	1988

Most Pass Completions			
Rk	Cmp	Player vs Opponent	Year
1	41	Martin Hankins vs Ole Miss	2007
2	39	Paxton Lynch vs Ole Miss	2015
3	35	Martin Hankins vs Southern Miss	2007
4	34	Martin Hankins vs East Carolina	2007
T5	33	Will Hudgens vs East Carolina	2009
T5	33	Arkelon Hall vs Louisville	2008
T7	32	Paxton Lynch at Tulsa	2015
T7	32	Danny Wimprine vs UAB	2003
T7	32	Danny Wimprine vs Mississippi State	2003
T7	32	Danny Wimprine vs USF	2002
T11	30	Will Hudgens vs Marshall	2007
T11	30	Martin Hankins vs SMU	2007
T13	29	Paxton Lynch at Bowling Green	2015
T13	29	Arkelon Hall vs Rice	2008
T13	29	Steve Matthews vs Mississippi State	1993
T16	28	Will Hudgens vs Southern Miss	2009
T16	28	Arkelon Hall vs Marshall	2008
T18	27	Paxton Lynch at UCLA	2014
T18	27	Martin Hankins vs UCF	2006
T20	26	Paxton Lynch vs Navy	2015
T20	26	Paxton Lynch vs Tulane	2015
T20	26	Paxton Lynch vs Houston	2014
T20	26	Paxton Lynch vs SMU	2013
T20	26	Jacob Karam vs Middle Tennessee	2012
T20	26	Will Hudgens vs UAB	2009
T20	26	Martin Hankins vs Marshall	2006
T20	26	Danny Wimprine vs Bowling Green	2004
T20	26	Danny Wimprine vs UAB	2004

Most Yards Passing			
Rk	Yds	Player vs Opponent	Year
1	447	Paxton Lynch at Tulsa	2015

Most Yards Passing			
Rk	Yds	Player vs Opponent	Year
2	416	Martin Hankins vs East Carolina	2007
3	412	Paxton Lynch vs Cincinnati	2015
4	398	Danny Wimprine vs Mississippi State	2003
5	396	Martin Hankins vs Southern Miss	2007
6	386	Paxton Lynch at Bowling Green	2015
7	384	Paxton Lynch vs Ole Miss	2015
8	373	Arkelon Hall vs Rice	2008
9	364	Arkelon Hall vs Marshall	2008
10	361	Danny Wimprine vs Louisville	2004
11	356	Danny Wimprine vs Arkansas State	2004
T12	355	Martin Hankins vs Tulane	2007
T12	355	Danny Wimprine vs Ole Miss	2003
T12	355	Rusty Trail vs Southern Miss	1988
15	354	Paxton Lynch at Kansas	2015
16	350	Arkelon Hall vs Louisville	2008
17	347	Danny Wimprine vs UAB	2004
18	346	Will Hudgens vs Marshall	2007
T19	343	Paxton Lynch vs Tulane	2015
T19	343	Martin Hankins vs Ole Miss	2007
21	342	Danny Wimprine vs Houston	2002
22	340	Steve Matthews vs Mississippi State	1993
23	336	Martin Hankins vs SMU	2007
24	335	Steve Matthews vs East Carolina	1992
25	333	Will Hudgens vs UAB	2009
26	332	Taylor Reed vs Austin Peay State	2011
27	325	Jacob Karam vs Middle Tennessee	2012
28	324	Danny Wimprine vs Bowling Green	2004
29	322	Martin Hankins vs Marshall	2006
30	314	Danny Wimprine vs USF	2002
31	313	Will Hudgens vs East Carolina	2009
32	311	Paxton Lynch at Cincinnati	2014
33	307	Paxton Lynch at SMU	2014
T34	306	Paxton Lynch vs BYU	2014
T34	306	Martin Hankins vs Rice	2007

Highest Average Gain/Completion			
Rk	Yds	Player vs Opponent (Cmp-Yds)	Year
1	29.22	D. Wimprine vs Chattanooga (9-263)	2004
2	28.25	Neil Suber vs East Carolina (8-226)	1999
3	28.10	Keith Benton vs UCF (7-197)	1990
4	24.85	Lloyd Patterson vs N. Texas (7-171)	1977
5	24.77	Bernard Oden vs Michigan St. (9-223)	1997
6	24.67	Neil Suber vs Tennessee (9-222)	1999
7	23.88	L. Patterson vs USM (9-215)	1977
8	23.83	Will Hudgens vs UCF (6-143)	2009
9	23.70	Danny Sparkman vs ASU (9-214)	1984
10	23.20	Keith Benton vs UT (5-116)	1991
11	22.60	Keith Benton vs Ole Miss (6-136)	1990

Most Touchdown Passes			
Rk	Tds	Player vs Opponent	Year
1	5	Danny Wimprine vs Murray State	2002
T2	4	Paxton Lynch at Tulsa	2015
T2	4	Paxton Lynch vs BYU	2014
T2	4	Paxton Lynch vs UConn	2014
T2	4	Tyler Bass vs UT Martin	2009
T2	4	Arkelon Hall vs UAB	2008
T2	4	Martin Hankins vs East Carolina	2007
T2	4	Martin Hankins vs Southern Miss	2007
T2	4	Martin Hankins vs SMU	2007
T2	4	Danny Wimprine vs Bowling Green	2004
T2	4	Danny Wimprine vs Louisville	2004
T2	4	Danny Wimprine vs East Carolina	2003
T2	4	Danny Wimprine vs Louisville	2002
T2	4	Danny Wimprine vs Army	2001
T2	4	Steve Matthews vs Tulane	1992
T2	4	James Earl Wright vs Tulsa	1961

Most Interceptions Thrown			
Rk	Tds	Player vs Opponent	Year
T1	5	Martin Hankins vs East Carolina	2006
T1	5	Danny Wimprine vs Mississippi State	2002
T1	5	Darrell Martin vs Vanderbilt	1980
T1	5	Keith Benton vs Missouri	1990
T2	4	Several tied; last Hankins vs. Ole Miss	2007

PASSING TEAM RECORDS

Most Passing Attempts			
Rk	Att	Opponent	Year
T1	61	vs Ole Miss	2007
T1	61	vs East Carolina	2007

Most Passing Attempts			
Rk	Att	Opponent	Year
T1	61	vs SMU	2007
T1	61	vs Mississippi State	2003
5	56	vs Louisville	2008
6	55	vs USF	2002
7	53	vs Ole Miss	2015
T8	54	vs Marshall	2008
T8	54	vs Tulane	2000
10	51	vs USF	2003
T11	49	vs East Carolina	2009
T11	49	vs Southern Miss	2007
13	48	vs Ole Miss	2002
T14	47	vs Marshall	2011
T14	47	vs Mississippi State	1993
T16	46	vs BYU	2014
T16	46	vs Marshall	2007
T16	46	vs Florida Atlantic	2007
T16	46	vs East Carolina	2006
T16	46	vs Louisville	2004
T16	46	vs Ole Miss	1969
T16	46	vs Murray State	1985
T23	45	vs Southern Miss	2011
T23	45	vs Louisville	1993
T25	44	vs Tulane	2015
T25	44	at Tulsa	2015
T25	44	vs Southern Miss	2009
T25	44	vs Ole Miss	2008
T25	44	vs Minnesota	1997

Fewest Passing Attempts			
Rk	Att	Opponent	Year
1	3	vs Arkansas State	1982

Most Pass Completions			
Rk	Cmp	Opponent	Year
1	41	vs Ole Miss	2007
2	39	vs Ole Miss	2015
3	35	vs Southern Miss	2007
T4	34	vs Louisville	2008
T4	34	vs East Carolina	2007
T6	33	vs East Carolina	2009
T6	33	vs USF	2002
T8	32	at Houston	2015
T8	32	at Tulsa	2015
T8	32	vs SMU	2007
T8	32	vs Mississippi State	2003
T8	32	vs UAB	2003
T13	30	vs Marshall	2007
T13	30	vs Mississippi State	1993
T15	29	at Bowling Green	2015
T15	29	vs Rice	2008
T15	29	vs Marshall	2008
T18	28	vs Southern Miss	2009
T18	28	vs UCF	2006
T20	27	vs Tulane	2015
T20	27	at UCLA	2014
T20	27	vs Tulane	2007
T23	26	vs. Navy	2015
T23	26	vs Houston	2014
T23	26	vs SMU	2013
T23	26	vs Mississippi State	2011
T23	26	vs Middle Tennessee	2012
T23	26	vs UAB	2009
T23	26	vs Florida Atlantic	2007
T23	26	vs Marshall	2006
T23	26	vs Bowling Green State	2004
T23	26	vs UAB	2004

Fewest Pass Completions			
Rk	Cmp	Opponent	Year
1	1	five times (last vs Marshall)	2005

Most Passing Yards			
Rk	Yds	Opponent	Year
1	447	at Tulsa	2015
2	416	vs East Carolina	2007
3	412	vs Cincinnati	2015
4	398	vs Mississippi State	2003
5	396	vs Southern Miss	2007
6	390	vs Tennessee Tech	2003
7	389	vs Ole Miss	2003
8	386	at Bowling Green	2015
9	384	vs Ole Miss	2015
T10	379	vs Tulane	2007
T10	379	vs Mississippi State	1993

Most Passing Yards			
Rk	Yds	Opponent	Year
12	375	at Kansas	2015
13	373	vs Rice	2008
14	368	vs Marshall	2008
15	361	vs Louisville	2004
16	358	vs Tulane	2015
17	356	vs Arkansas State	2004
18	355	vs Southern Miss	1988
19	352	at SMU	2014
20	351	vs Louisville	2008
21	347	vs UAB	2004
22	346	vs Marshall	2007
223	343	vs Ole Miss	2007
T23	343	vs SMU	2007
25	342	vs Houston	2002
26	336	vs Chattanooga	2004
27	335	vs East Carolina	1992
28	333	vs UAB	2009
29	332	vs Austin Peay State	2011
30	331	vs Ole Miss	1969

Fewest Passing Yards			
Rk	Yds	Opponent	Year
1	-3	vs Marshall	2005
2	6	vs Southern Miss	1966

Most Passes Had Intercepted			
Rk	INT	Opponent	Year
T1	5	vs East Carolina	2006
T1	5	vs Mississippi State	2002
T1	5	vs Miami	1993
T1	5	vs Missouri	1991
T1	5	vs Southwestern Louisiana	1987
T1	5	vs Vanderbilt	1980
T1	5	vs Vanderbilt	1979
T1	5	vs Houston	1968
T1	5	vs New Mexico	1986

RECEIVING INDIV. RECORDS

Most Pass Receptions			
Rk	Rec	Player vs Opponent	Year
1	13	Maurice Avery vs UAB	2003
2	12	Steven Black vs SMU	2007
T3	11	Tannar Rehrr vs Rice	2011
T3	11	Duke Calhoun vs Southern Miss	2009
T3	11	Carlos Singleton vs Marshall	2008
T6	10	Mose Frazier at Tulsa	2015
T6	10	Anthony Miller vs Ole Miss	2015
T6	10	Keiwone Malone vs MTSU	2012
T6	10	Marcus Rucker vs Middle Tennessee	2012
T6	10	Tannar Rehrr vs Middle Tennessee	2011
T6	10	Duke Calhoun vs Ole Miss	2007
T6	10	Darron White vs Mississippi State	2003
T6	10	Richie Floyd vs Arkansas State	1997
T6	10	Isaac Bruce vs Southwestern La.	1993
T6	10	Mac Cody vs Mississippi State	1993
T6	10	Russell Copeland vs Mississippi State	1992
T6	10	Russell Copeland vs Tennessee	1992
T6	10	Bob Sherlag vs Mississippi State	1965

Most Yards Receiving			
Rk	Yds	Player vs Opponent	Year
1	186	Bob Sherlag vs Mississippi State	1965
2	177	Marcus Rucker vs Middle Tennessee	2012
T3	174	Duke Calhoun vs UT Martin	2009
T3	174	Ryan Roskelly vs Tulsa	1994
5	173	Maurice Jones vs Rice	2008
6	172	Richie Floyd vs Tulane	1996
7	162	Duke Calhoun vs UCF	2009
8	160	Bill Robertson vs Arkansas State	1950
T9	159	Duke Calhoun vs UAB	2007
T9	159	Preston Riley vs Louisville	1968
11	158	Carlos Singleton vs Marshall	2008
12	156	Anthony Miller vs Cincinnati	2015
T13	155	Marcus Rucker vs Southern Miss	2010
T13	155	Richie Floyd vs Cincinnati	1997
15	150	Travis Anglin vs Houston	2002
16	147	Isaac Bruce vs East Carolina	1993
17	141	Duke Calhoun vs Marshall	2009
18	140	Russell Copeland vs East Carolina	2009
19	138	Russell Copeland vs Tennessee	1992
20	137	Isaac Bruce vs Tulsa	1992
21	135	DeAngelo Williams vs Tenn. Tech	2003
T22	132	Anthony Miller vs Ole Miss	2015

Most Yards Receiving			
Rk	Yds	Player vs Opponent	Year
T22	132	Darrius Blevins vs Tulane	1997

Avg. Gain/Reception (Min. 3 Rec.)			
Rk	Avg	Player vs Opponent	Year
1	40.5	Duke Calhoun vs UCF (4-162)	2009
2	39.8	Duke Calhoun vs UAB (4-159)	2007
3	38.8	Marcus Rucker vs USM(4-155)	2010
4	37.6	Tav. Davis vs Ole Miss (3-113)	2003
5	36.3	Antoine Harden vs Army (3-109)	2001
6	34.3	Ryan Scott vs Akron (3-103)	2005
7	33.8	DeAngelo Williams vs TTU (4-135)	2003
8	33.0	Darrius Blevins vs Tulane (4-132)	1997
9	32.0	Earnest Williams vs Tulane (3-96)	2007
10	31.8	Preston Riley vs Louisville (5-159)	1968
T11	21.2	Anthony Miller at Tulsa (5-106)	2015
T11	21.2	Anthony Miller vs Cincinnati (5-156)	2015
13	29.8	Duke Calhoun vs Rice (4-119)	2007
14	29.5	Billy Foster vs APSU (4-118)	2011
15	29.3	Maurice Jones vs Tulane (4-117)	2007
16	29.0	Ryan Roskelly vs Tulsa (6-174)	1994
17	28.3	Darron White vs ASU (3-85)	2004
18	28.2	Duke Calhoun vs Marshall (5-141)	2009
19	28.0	Robert Douglas vs ASU (3-84)	2004
20	27.7	Sam Craft (3-83)	2013
T21	27.3	Mose Frazier vs USF (3-82)	2014
T21	27.3	Duke Calhoun vs UCT (4-109)	2006
T23	27.0	Keiwone Malone at Louisville (3-81)	2013
T23	27.0	Chris Kelley vs BGSU (4-108)	2004
25	26.3	Billy Foster vs UAB (3-79)	2011
26	26.0	Darren Garcia vs N. Texas (4-104)	2003
27	25.8	Duke Calhoun vs UTEP (5-129)	2006
28	25.7	Adrian Henderson at Cincinnati (3-77)	2014
T29	24.7	Tevin Jones at UCLA (3-74)	2014
T29	24.7	Maurice Jones vs Rice (3-74)	2007

Most Touchdown Receptions			
Rk	Tds	Player vs Opponent	Year
T1	3	Carlos Singleton vs SMU	2007
T1	3	Russell Copeland vs Tennessee	1992
T1	3	Stan Davis vs Ole Miss	1971
T1	3	Bob Sherlag vs Mississippi State	1965
T1	3	Don Coffey vs Tulsa	1961
T1	3	Bill Robertson vs Arkansas State	1950

Longest Pass Reception			
Rk	Yds	Player vs Opponent	Year
1	94	Earnest Gray vs Houston	1978
2	93	Billy Foster vs Austin Peay State	2011
T3	92	Tavarious Davis vs Ole Miss	2003
T3	92	Damien Dodson vs Houston	1998
5	85	Duke Calhoun vs UT Martin	2009
T6	84	Chris Martin vs Southern Miss	1988
T6	84	Edwin Lovelady vs Arkansas State	1984
8	83	Derrick Crawford vs Arkansas State	1983
T9	82	Ryan Scott vs UAB	2006
T9	82	Damien Dodson vs East Carolina	1998
T9	82	Teofilo Riley vs Houston	1996
T9	82	Harold Sterling vs Southern Miss	1960
13	81	Marcus Rucker vs Southern Miss	2010
T14	80	Duke Calhoun vs Marshall	2009
T14	80	Steven Black vs Arkansas State	2007
T14	80	DeAngelo Williams vs TTU	2003
T14	80	Russell Copeland vs East Carolina	1992
18	79	Jerry Harris vs Florida State	1984
19	76	Russell Copeland vs UCF	1990
T20	75	Enis Jackson vs Mississippi State	1984
T20	75	Billy Moody vs Virginia Tech	1985

Most Consecutive Games with a Reception			
Rk	Gms	Player vs Opponent	Year
1	49	Duke Calhoun	
2	28	Carlos Singleton	
3	27	Russell Copeland	
4	26	Earnest Gray	
T5	24	Mose Frazier	
T5	24	Darron White	
T7	22	Bunkie Perkins	
T7	22	Isaac Bruce	
T7	22	Ryan Roskelly	
10	21	Richie Floyd	
11	19	Damien Dodson	
12	18	John Bush	
T13	16	Ryan Scott	
T13	16	Tannar Rehrr	
15	15	Wayne Pryor	

TOTAL OFFENSE INDIV. RECORDS

Most Offensive Plays (Min. 50)			
Rk	No.	Player vs Opponent	Year
1	68	Martin Hankins vs East Carolina	2007
T2	66	Arkelon Hall vs Louisville	2008
T2	66	Danny Wimprine vs USF	2002
T4	63	Martin Hankins vs Ole Miss	2007
T4	63	Danny Wimprine vs Mississippi State	2003
6	62	Martin Hankins vs SMU	2007
T7	60	Arkelon Hall vs Marshall	2008
T7	60	Bernard Oden vs Minnesota	1997
9	59	Paxton Lynch vs BYU	2014
T10	54	Qadry Anderson vs Louisville	1996
T10	54	Billy Fletcher vs Wake Forest	1965
12	53	Danny Wimprine vs USF	2003
T13	52	Paxton Lynch vs Houston	2014
T13	52	Danny Wimprine vs Louisville	2004
T13	52	Steve Matthews vs Louisville	1993
T16	51	Martin Hankins vs Southern Miss	2007
T16	51	Danny Wimprine vs Mississippi State	2002
T16	51	Rusty Trail vs Southern Miss	1988
T19	50	Paxton Lynch vs UConn	2014
T19	50	Danny Wimprine vs Louisville	2002
T19	50	Danny Wimprine vs Cincinnati	2001

Most Total Offense (Min. 350)			
Rk	Yds	Player vs Opponent	Year
1	464	Paxton Lynch vs Cincinnati	2015
2	451	Paxton Lynch at Tulsa	2015
3	409	Arkelon Hall vs Rice	2008
4	405	Martin Hankins vs East Carolina	2007
5	403	Paxton Lynch at Bowling Green	2015
6	390	Martin Hankins vs Southern Miss	2007
7	387	Paxton Lynch vs Ole Miss	2015
T8	386	Paxton Lynch vs Tulane	2015
T8	386	Danny Wimprine vs Louisville	2004
T10	383	Danny Wimprine vs Arkansas State	2004
T10	383	Danny Wimprine vs Mississippi State	2003
12	376	Danny Wimprine vs Ole Miss	2003
13	375	Rusty Trail vs Southern Miss	1988
14	373	Tyler Bass vs UT Martin	2009
15	372	Arkelon Hall vs Louisville	2008
16	368	Paxton Lynch at Kansas	2015
17	364	Danny Wimprine vs UAB	2004
T18	362	Arkelon Hall vs Marshall	2008
T18	362	Steve Matthews vs Mississippi State	1993
20	361	Taylor Reed vs Austin Peay State	2011

Avg. Gain/Play (Min. 25 Plays)			
Rk	Avg	Player vs Opponent	Year
1	11.7	Paxton Lynch vs Tulane	2015
2	11.5	Danny Sparkman vs Cincinnati	1984
3	10.8	Martin Hankins vs UAB	2007
4	10.6	Taylor Reed vs Austin Peay State	2011
5	10.7	Danny Wimprine vs Ole Miss	2003
6	10.4	Paxton Lynch at SMU	2014
7	10.2	Steve Matthews vs East Carolina	1992
8	9.9	Paxton Lynch vs Cincinnati	2015
9	9.8	Paxton Lynch at Tulsa	2015
T10	9.6	Paxton Lynch at Cincinnati	2014
T10	9.6	Ryan Williams vs East Carolina	2010
T12	9.4	DeAngelo Williams vs USF	2004
T12	9.4	DeAngelo Williams vs Tulane	2003
T14	9.3	Martin Hankins vs UAB	2006
T14	9.3	Danny Wimprine vs North Texas	2003
16	9.0	Paxton Lynch at UCLA	2014
17	8.9	Paxton Lynch vs USF	2014
T18	8.7	Arkelon Hall vs Rice	2008
T18	8.7	Billy Fletcher vs Mississippi State	1965
T20	8.6	Paxton Lynch vs Austin Peay	2014
T20	8.6	Martin Hankins vs Tulane	2007
T20	8.6	Tim Jones vs Tulane	1989
T20	8.6	Danny Wimprine vs East Carolina	2003

TOTAL OFFENSE TEAM RECORDS

Most Offensive Plays			
Rk	No.	Opponent	Year
1	108	vs SMU	2007
2	97	vs BYU	2014
T3	96	at Tulsa	2015
T3	96	vs Ole Miss	2007
T5	94	vs Ole Miss	2015
T5	94	at Cincinnati	2014

Most Offensive Plays			
Rk	No.	Opponent	Year
7	92	vs Murray State	1985
T8	91	vs Ole Miss	1983
T8	91	vs Southwestern Louisiana	1983
10	90	at Bowling Green	2015
T11	89	vs Rice, East Carolina	2007
T11	89	vs Mississippi State	2003
T11	89	vs USF	2003
T11	89	vs Louisville	1968
T11	89	vs North Texas State	1971
16	88	vs Arkansas State	2004
T17	87	vs Mississippi State	2011
T17	87	vs Ole Miss	2004

Fewest Offensive Plays			
Rk	No.	Opponent	Year
1	30	vs Ole Miss	1964

Most Total Yards			
Rk	Yds	Opponent	Year
1	704	at Tulsa	2015
2	659	vs Louisville	1969
3	651	at Kansas	2015
4	630	vs Cincinnati	1984
5	610	at Cincinnati	2014
6	603	vs Louisville	2004
7	597	vs Wichita State	1970
8	592	vs Chattanooga	2005
9	582	at SMU	2014
10	581	vs Tulane	2015
11	571	vs Rice	2007
12	570	vs Cincinnati	2015
13	568	vs Mississippi State	2003
14	567	vs Tennessee Tech	2003
15	563	vs UAB	2007
16	560	vs Southern Miss	1970
17	552	vs Tulsa	1969

Fewest Total Yards			
Rk	Yds	Opponent	Year
1	47	vs Ole Miss	1964

PUNTING INDIV. RECORDS

Most Punts			
Rk	No.	Player vs Opponent	Year
1	13	Hugh Owens vs Texas A&M	1979
T2	12	Tom Hornsey vs SMU	2011
T2	12	Mike Coughlin vs Michigan	1995
T2	12	Hugh Owens vs Texas A&M	1978
T2	12	Paul Wilson vs South Carolina	1972
T2	12	Arthur Franklin vs Southwestern La.	1986
T7	11	Tom Hornsey vs Southern Miss	2011
T7	11	Jim Cande vs Ole Miss	1999
T7	11	Hugh Owens vs Houston	1978
T7	11	Durwood Gordon vs W. Texas State	1968
T7	11	Ben Graves vs Southern Miss	2000
T12	10	Tom Hornsey vs Rice	2011
T12	10	Tom Hornsey vs UCF	2011
T12	10	Tom Hornsey vs Middle Tennessee	2010
T12	10	Tom Hornsey vs Louisville	2010
T12	10	Matt Reagan vs Middle Tennessee	2009
T12	10	Ben Graves vs Mississippi State	2000
T12	10	James Gaither vs Southern Miss	2001
T12	10	Drew Pairamore vs Louisville	1996
T12	10	Mike Coughlin vs Southwestern La.	1995

Most Yards Punted			
Rk	Yds	Player vs Opponent	Year
1	492	Hugh Owens vs Texas A&M	1979
2	475	Tom Hornsey vs SMU	2011
T3	471	Tom Hornsey vs Rice	2011
T3	471	Tom Hornsey vs Southern Miss	2011
5	450	James Gaither vs Southern Miss	2001
6	442	Ben Graves vs Mississippi State	2000
7	438	Tom Hornsey vs Mississippi State	2010
8	433	Hugh Owens vs Texas A&M	1978
9	423	Hugh Owens vs Houston	1978
10	421	Stan Weaver vs Vanderbilt	1982
11	419	Tom Hornsey vs Louisville	2010
12	417	Tom Hornsey vs Middle Tennessee	2010
T13	416	Matt Reagan vs Middle Tennessee	2009
T13	416	Paul Wilson vs South Carolina	1972

HIGHEST PUNTING AVERAGE (2 PUNTS MIN.)			
Rk	AVG	PLAYER VS OPPONENT	YEAR
1	53.5	Matt Reagan vs Marshall (6-321)	2009
2	53.0	Brent Sutherland vs Rice (2-106)	2007
T3	52.7	Spencer Smith vs Cincinnati (6-316)	2015
T3	52.7	Tom Hornsey vs Tulane (3-158)	2012
5	52.5	Michael Gibson vs UAB (2-105)	2005
6	52.3	James Gaither vs Army (4-209)	2001
7	52.0	Preston Watts vs Union	1942
8	51.7	Tom Hornsey at Houston (3-155)	2013
T9	51.0	Spencer Smith vs Austin Peay (2-102)	2014
T9	51.0	Matt Reagan vs East Carolina (4-204)	2009
T9	51.0	Brent Sutherland vs Nicholls St. (2-102)	2008
12	50.9	Michael Gibson vs Tennessee (7-356)	2006
13	50.5	Tom Hornsey vs Temple (4-202)	2013
14	50.3	Jeff Buffalo vs Louisville (7-352)	1992
15	49.6	Tom Hornsey at MTSU (5-248)	2013
T16	49.5	Michael Gibson vs ASU (4-198)	2006
T16	49.5	Brandon Roberson vs TTU (2-99)	2003
18	49.4	Jeff Buffalo vs Alabama (5-247)	1991
19	49.2	Matt Reagan vs UCF (5-246)	2009
20	49.0	Matt Reagan vs UAB (4-196)	2009

LONGEST PUNT			
Rk	YDS	PLAYER VS OPPONENT	YEAR
1	85	Roland Eveland vs Washington	1950
2	79	Tom Hornsey vs Duke	2013
3	78	Jeff Fite vs Alabama	1989
4	73	Michael Gibson vs Tennessee	2006
5	72	Spencer Smith vs Cincinnati	2015
6	71	Olie Cordill vs West Texas State	1963
T7	70	Tom Hornsey vs UT Martin	2013
T7	70	Brent Sutherland vs Florida Atlantic	2007
T7	70	Michael Gibson vs Tennessee	2006
T7	70	Michael Gibson vs Marshall	2005
T7	70	Russell Richards vs Florida State	1980
T12	69	Jeff Fite vs Florida	1988
T12	69	Virgil Pearcy vs Mississippi State	1974

PUNTING TEAM RECORDS

MOST PUNTS			
Rk	NO.	OPPONENT	YEAR
1	13	vs Texas A&M	1979
T2	12	vs SMU	2011
T2	12	vs Michigan	1995
T2	12	vs Southwestern Louisiana	1986
T2	12	vs Texas A&M	1978
T2	12	vs South Carolina	1972
T7	11	vs Southern Miss	2011
T7	11	vs Ole Miss	1999
T7	11	vs Mississippi State	2000
T7	11	vs Houston	1978
T7	11	vs West Texas State	1968

MOST YARDS PUNTED			
Rk	YDS	OPPONENT	YEAR
1	492	vs Texas A&M	1979
2	475	vs SMU	2011
T3	471	vs Rice	2011
T3	471	vs Southern Miss	2011
T5	450	vs UTEP	2005
T5	450	vs Southern Miss	2001
7	442	vs Mississippi State	2000
8	438	vs Mississippi State	2010
9	433	vs Texas A&M	1978
10	423	vs Houston	1978
11	421	vs Vanderbilt	1982
12	419	vs Louisville	2010
13	417	vs Middle Tennessee	2010
T14	416	vs Middle Tennessee	2009
T14	416	vs South Carolina	1972

FEWEST YARDS PUNTED			
Rk	YDS	OPPONENT	YEAR
1	11	vs Southern Miss	1977

HIGHEST PUNTING AVERAGE (MIN. 2 PUNTS)			
Rk	AVG	OPPONENT	YEAR
1	53.5	vs Marshall	2009
2	53.0	vs Rice	2007
T3	52.7	vs Cincinnati	2015
T3	52.7	vs Tulane	2012
5	52.5	vs UAB	2005
6	52.3	vs Army	2001

HIGHEST PUNTING AVERAGE (MIN. 2 PUNTS)			
Rk	AVG	OPPONENT	YEAR
7	52.0	vs Houston	2004
8	51.7	at Houston	2013
T9	51.0	vs Austin Peay	2014
T9	51.0	vs East Carolina	2009
11	50.9	vs Tennessee	2006
12	50.3	vs Louisville	1992

LOWEST PUNTING AVERAGE			
Rk	AVG	OPPONENT	YEAR
1	11.0	vs Southern Miss	1977

KICKING INDIV. RECORDS

MOST POINTS KICKING			
Rk	PTS	PLAYER VS OPPONENT	YEAR
1	18	Ryan White vs UAB	1999
2	17	Stephen Gostkowski vs Arkansas St.	2004
T3	16	Jake Elliott vs Tulsa	2014
T3	16	Ryan White vs Cincinnati	1998
5	15	Jake Elliott at Houston	2013
T6	14	Jake Elliott at Bowling Green	2015
T6	14	Stephen Gostkowski vs Marshall	2005
T6	14	Stephen Gostkowski vs Ole Miss	2003
T6	14	Joe Allison vs Tulane	1992
T10	13	Jake Elliott vs Tulane	2015
T10	13	Jake Elliott at Kansas	2015
T10	13	Jake Elliott vs BYU	2014
T10	13	Matt Reagan vs UAB	2007
T10	13	Matt Reagan vs SMU	2007
T10	13	S. Gostkowski vs Louisville	2004
T10	13	Ryan White vs Arkansas State	2000
T10	13	Don Glosson vs Ole Miss	1983
T10	13	Rusty Bennett vs North Texas	1977

MOST PAT ATTEMPTED			
Rk	ATT	PLAYER VS OPPONENT	YEAR
T1	9	Jake Elliott at Tulsa	2015
T1	9	Jake Elliott vs. Missouri State	2015
T1	9	Jake Elliott vs Austin Peay	2014
T1	9	Pete Weeks vs Louisville	1969
T5	8	Joe Allison vs Tulane	1992
T5	8	Jack Carter vs Hardin-Simmons	1961
T7	7	Jake Elliott at Kansas	2015
T7	7	Jake Elliott vs BYU	2014
T7	7	Matt Reagan vs SMU	2007
T7	7	Stephen Gostkowski vs Chattanooga	2005
T7	7	Stephen Gostkowski vs Chattanooga	2004
T7	7	Stephen Gostkowski vs Tulane	2004
T7	7	W.D. Weeks vs Wichita State	1970
T7	7	Roger Carter vs Cincinnati	1972
T7	7	Hal McGeorge vs Virginia Tech	1973
T7	7	Ryan White vs Houston	2001

MOST PAT MADE			
Rk	PAT	PLAYER VS OPPONENT	YEAR
T1	9	Jake Elliott at Tulsa	2015
T1	9	Jake Elliott vs. Missouri State	2015
T1	9	Jake Elliott vs Austin Peay	2014
T1	9	Pete Weeks vs Louisville	1969
T5	8	Joe Allison vs Tulane	1992
T5	8	Jack Carter vs Hardin-Simmons	1961
T7	7	Jake Elliott vs BYU	2014
T7	7	Matt Reagan vs SMU	2007
T9	7	Stephen Gostkowski vs Chattanooga	2005
T9	7	Stephen Gostkowski vs Chattanooga	2004
T9	7	Stephen Gostkowski vs Tulane	2004
T9	7	Pete Weeks vs Wichita State	1970
T9	7	Roger Carter vs Cincinnati	1972
T9	7	Hal McGeorge vs Virginia Tech	1973
T9	7	Ryan White vs Houston	2001

MOST FIELD GOALS MADE IN A HALF			
Rk	FGS	PLAYER VS OPPONENT	YEAR
1	4	Ryan White vs UAB	1999

MOST FIELD GOALS ATTEMPTED			
Rk	ATT	PLAYER VS OPPONENT	YEAR
1	6	Ryan White vs UAB	1999
T2	5	Jake Elliott at Temple	2015
T2	5	Jake Elliott vs Tulsa	2014
T2	5	Jake Elliott at Houston	2013
T5	4	Jake Elliott vs Tulane	2015

MOST FIELD GOALS ATTEMPTED			
Rk	ATT	PLAYER VS OPPONENT	YEAR
T5	4	Jake Elliott at Temple	2014
T5	4	Jake Elliott at Cincinnati	2014
T5	4	Matt Reagan vs Southern Miss	2009
T5	4	Matt Reagan vs Rice	2007
T5	4	Matt Reagan vs UAB	2007
T5	4	Matt Reagan vs UAB	2006
T5	4	Matt Reagan vs Houston	2006
T5	4	Stephen Gostkowski vs Marshall	2005
T5	4	Stephen Gostkowski vs East Carolina	2005
T5	4	Stephen Gostkowski vs Arkansas St.	2004
T5	4	Stephen Gostkowski vs TTU	2003
T5	4	Ryan White vs Arkansas State	2000
T5	4	Ryan White vs Cincinnati	1998
T5	4	Joe Allison vs Ole Miss	1992
T5	4	Rusty Bennett vs North Texas	1977

MOST FIELD GOALS MADE			
Rk	ATT	PLAYER VS OPPONENT	YEAR
T1	5	Jake Elliott at Houston	2013
T1	5	Ryan White vs UAB	1999
T3	4	Jake Elliott at Temple	2015
T3	4	Jake Elliott vs Tulsa	2014
T3	4	Matt Reagan vs UAB	2007
T3	4	Matt Reagan vs UAB	2006
T3	4	Matt Reagan vs Houston	2006
T3	4	Stephen Gostkowski vs Marshall	2005
T3	4	Stephen Gostkowski vs Arkansas St.	2004
T3	4	Ryan White vs Arkansas State	2000
T3	4	Ryan White vs Cincinnati	1998
T3	4	Joe Allison vs Ole Miss	1992
T3	4	Rusty Bennett vs North Texas	1977

LONGEST FIELD GOAL MADE			
Rk	ATT	PLAYER VS OPPONENT	YEAR
1	56	Jake Elliott at USF	2013
2	54	Jake Elliott vs BYU	2014
T3	53	Jake Elliott vs Tulsa	2014
T3	53	Stephen Gostkowski vs Marshall	2005
T5	52	Jake Elliott at Bowling Green	2015
T5	52	Jake Elliott vs SMU	2013
T5	52	Ryan White vs Cincinnati	1998
T5	52	Luis Tejada vs Ole Miss	1994
T5	52	Don Glosson vs Florida State	1985
T10	51	Jake Elliott vs Tulsa	2014
T10	51	Paulo Henriques vs UAB	2012
T10	51	Stephen Gostkowski vs East Carolina	2005
T10	51	Joe Allison vs Ole Miss	1992
T10	51	Joe Allison vs Arkansas	1992
T10	51	Joe Allison vs East Carolina	1990
T10	51	Don Glosson vs Georgia	1984
T10	51	Thomas Ingles vs Ole Miss	1982

KICKING TEAM RECORDS

MOST EXTRA POINTS			
Rk	EP	OPPONENT	YEAR
T1	9	at Tulsa	2015
T1	9	vs Missouri State	2015
T1	9	vs Austin Peay	2014
T1	9	vs Louisville	1969
T5	8	vs Chattanooga	2005
T5	8	vs Tulane	1992
T7	7	at Kansas	2015
T7	7	vs BYU	2014
T7	7	vs SMU	2007
T7	7	vs Chattanooga	2004
T7	7	vs Tulane	2004
T7	7	vs Houston	2001
T7	7	vs Virginia Tech	1973
T7	7	vs Wichita State	1972
T7	7	vs Cincinnati	1972
T7	7	vs Louisville	1962

MOST FIELD GOALS MADE			
Rk	FGS	OPPONENT	YEAR
T1	5	at Houston	2013
T1	5	vs UAB	1999
T3	4	at Temple	2015
T3	4	vs Tulsa	2014
T3	4	vs UAB	2007
T3	4	vs Marshall	2005
T3	4	vs Arkansas State	2004
T3	4	vs Cincinnati	1998

MOST FIELD GOALS MADE			
Rk	FGS	OPPONENT	YEAR
T3	4	vs Ole Miss	1992
T3	4	vs North Texas State	1976
T11	3	26 times; last vs Tulane	2015

MOST FIELD GOALS ATTEMPTED			
Rk	ATT	OPPONENT	YEAR
T1	6	vs UAB	1999
T1	6	vs North Texas State	1976
T3	5	at Temple	2015
T3	5	vs Tulsa	2014
T3	5	at Houston	2013
T6	4	15 times; last at Temple	2014

KICK RETURN INDIV. RECORDS

KICKOFF RETURNS			
Rk	RET	PLAYER VS OPPONENT	YEAR
1	9	Marcus Hightower vs Houston	2009
T2	8	D.A. Griffin vs Houston	2010
T2	8	Michael Grandberry vs UCF	2007
T2	8	Michael Grandberry vs FAU	2007
T2	8	Antoine Harden vs Tennessee	2001
T6	7	Curtis Johnson vs UAB	2011
T6	7	Billy Foster vs Mississippi State	2010
T6	7	Billy Foster vs East Carolina	2010
T6	7	Michael Grandberry vs Rice	2008
T6	7	Michael Grandberry vs Arkansas St.	2007
T6	7	Michael Grandberry vs SMU	2007
T6	7	Chris Kelley vs Cincinnati	2004

MOST KICKOFF RETURN YARDS			
Rk	YDS	PLAYER VS OPPONENT	YEAR
1	177	Joe Craig at Connecticut	2013
2	169	Marcus Hightower vs Houston	2009
3	168	Michael Grandberry vs USM	2007
4	167	Jerry Harris vs Southern Miss	1983
5	163	Xavier Crawford vs Missouri	1991
6	162	Curtis Johnson vs UAB	2011
T7	160	Billy Foster vs Mississippi State	2010
T7	160	Michael Grandberry vs UCF	2007
T7	160	Antoine Harden vs Tennessee	2001
10	157	P.T. Jones vs Tulane	1997
11	153	Michael Grandberry vs FAU	2007
T12	152	DeAngelo Williams vs Cincinnati	2002
T12	152	Mac Cody vs Cincinnati	1993
T12	152	Charles Wilson vs Tulane	1988
15	146	Dornell Harris vs Drake	1972
T16	145	D.A. Griffin vs Houston	2010
T16	145	Michael Grandberry vs SMU	2007
T16	145	Chris Kelley vs Cincinnati	2004
T19	141	Keith Cobb vs East Carolina	1996
T19	141	Nick Pappas vs Houston	1967

HIGHEST KICKOFF RETURN AVG. (MIN. 3 RET.)			
Rk	AVG	PLAYER VS OPPONENT	YEAR
1	43.7	Bobby McCain vs Duke (3-131)	2012
2	41.8	Jerry Harris vs Southern Miss (4-167)	1983
3	38.0	Charles Wilson vs Tulane (4-152)	1988
4	35.3	Nick Pappas vs Houston (4-141)	1967
5	32.6	Xavier Crawford vs Missouri (5-163)	1991
6	32.3	Joseph Doss vs Akron (3-97)	2005
7	31.8	Chris Hobbs vs East Carolina (4-127)	2009
8	31.4	P.T. Jones vs Tulane (5-157)	1997
9	31.3	Michael Grandberry vs USM (3-94)	2006
10	31.0	M. Grandberry vs Tulane (4-124)	2007
11	30.4	Mac Cody vs Cincinnati (5-152)	1993

MOST KICKOFF RETURN TD			
Rk	TD	PLAYER VS OPPONENT	YEAR
T1	1	Kevin Cobb vs Tennessee	

Longest Kickoff Return			
Rk	Yds	Player vs Opponent	Year
1	98	Jerry Harris vs Southern Miss	1983
2	97	Charles Wilson vs Tulane	1988
3	96	Terdell Middleton vs North Texas	1975
T4	95	Bobby McCain vs Duke	2012
T4	95	Kevin Cobb vs Tennessee	1996
T4	95	Frank Mawyer vs Chattanooga	1950
T4	95	Keith White vs Arkansas State	1948
8	94	Stan Davis vs Cincinnati	1972
T9	93	Nick Pappas vs Ole Miss	1967
T9	93	Preston Watts vs Troy State	1940

KICK RETURN TEAM RECORDS

Most Kickoff Returns			
Rk	Ret	Opponent	Year
1	10	vs Mississippi State	2011
T2	9	vs Houston	2010
T2	9	vs Tennessee	2009
T2	9	vs Houston	2009
T2	9	vs UCF	2007
T2	9	vs Louisville	2004
T2	9	vs Cincinnati	2002
T2	9	vs Tennessee	2001

Most Kickoff Return Yards			
Rk	Yds	Opponent	Year
1	214	vs UCF	2007
2	200	vs Middle Tennessee	2012
3	196	vs Cincinnati	2002
4	195	vs UAB	2011
T5	186	vs East Carolina	2007
T5	186	vs Southern Miss	1983
6	184	vs Mississippi State	2010
7	177	at Connecticut	2013
8	170	vs Mississippi State	2011
T9	169	vs Houston	2009
T9	169	vs Florida State	1979

PUNT RETURN INDIV. RECORDS

Most Punt Returns			
Rk	Ret	Player vs Opponent	Year
1	10	Ryan Roskelley vs Tulsa	1994
2	7	Darron White vs Chattanooga	2004
T3	6	Keiwone Malone vs Middle Tennessee	2014
T3	6	Ryan Johnson vs UAB	2001
T3	6	Damien Dodson vs Houston	1997
T3	6	Russell Copeland vs Cincinnati	1992
T3	6	Jerry Harris vs Mississippi State	1985
T3	6	Keith Wright vs North Texas State	1974
T3	6	Stan Davis vs Tennessee	1969
T3	6	Bob Baxter vs Ole Miss	1965

Most Punt Return Yards			
Rk	Yds	Player vs Opponent	Year
1	194	Ryan Roskelley vs Tulsa	1994
2	133	David Berrong vs Wichita State	1968
3	120	Keith Wright vs North Texas State	1974
4	112	Keiwone Malone vs UAB	2012
T5	94	Damien Dodson vs Houston	1997
T5	94	Keith Wright vs Louisville	1975
T5	94	Frank Mawyer vs. Chattanooga	1950
T8	92	Darron White vs Tulane	2004
T8	92	Ryan Johnson vs Cincinnati	2000
T8	92	Stan Davis vs Southern Miss	1972
T8	92	Bob Baxter vs Ole Miss	1967

Highest Punt Return Average			
Rk	Avg	Player vs Opponent	Year
1	33.3	David Berrong vs Wichita State	1968
2	33.0	Joe Craig vs Austin Peay	2014
3	30.7	Bob Baxter vs Ole Miss	1967
4	30.6	Ryan Johnson vs Cincinnati	2000
5	30.0	Keith Wright vs North Texas	1974
6	28.0	Roderick Proctor vs Missouri State	2015
7	22.4	Keiwone Malone vs UAB	2012
8	21.8	Bobby Ward vs Ole Miss	1973
9	19.4	Ryan Roskelley vs Tulsa	1994
10	18.4	Darron White vs Tulane	2004

Most Punt Return TDs			
Rk	Td	Player vs Opponent	Year
T1	1	Roderick Proctor vs Missouri State	2015
T1	1	Darron White vs Tulane	2004
T1	1	Keith Cobb vs Southwestern La.	1995
T1	1	Ryan Roskelley vs Tulsa	1994
T1	1	Judson Flint vs Ole Miss	1978
T1	1	Judson Flint vs Louisville	1978
T1	1	Keith Wright vs Louisville	1976
T1	1	Keith Wright vs Wichita State	1976
T1	1	Keith Wright vs Louisville	1975
T1	1	Keith Wright vs North Texas	1974
T1	1	Steve Jaggard vs Tulsa	1968
T1	1	Bob Baxter vs Ole Miss	1967
T1	1	Bob Sherlag vs Wake Forest	1964
T1	1	Russell Vollmer vs Ole Miss	1962
T1	1	10 blocked punts for TD	1974

Longest Punt Return			
Rk	Yds	Player vs Opponent	Year
1	97	Keith Wright vs North Texas	1974
T2	94	Keith Wright vs Louisville	1975
T2	94	Frank Mawyer vs Chattanooga	1950
4	89	Billy Russell vs Tennessee Tech	1954
5	88	Russ Vollmer vs Ole Miss	1962
T6	86	Ricky Rivas vs Wichita State	1975
T6	86	Jack Carter vs Chattanooga	1961

PUNT RETURN TEAM RECORDS

Most Punt Returns			
Rk	Ret	Opponent	Year
1	10	vs Tulsa	1994
2	9	vs Mississippi State	1985
3	8	vs Quantico	1966
T4	7	vs Austin Peay	2014
T4	7	vs Chattanooga	2004
T4	7	vs Tennessee Tech	1962
T7	6	vs several opp.; last vs. BYU	2014

Most Punt Return Yards			
Rk	Yds	Opponent	Year
1	194	vs Tulsa	1994
2	138	vs UAB	2012
T3	133	vs Tulsa	1968
T3	133	vs Wichita State	1968
5	120	vs North Texas State	1974
6	112	vs Austin Peay	2014
7	97	vs Cincinnati	1972
T8	92	vs Tulane	2004
T8	92	vs Cincinnati	2000
T8	92	vs Ole Miss	1967
T8	92	vs Southern Miss	1972

Fewest Punt Return Yards			
Rk	Yds	Opponent	Year
T1	-8	at Houston	2015
T1	-8	vs Tulsa	2010
T1	-8	vs Tulane	2003

Most Punt Return TD			
Rk	Tds	Opponent	Year
1	3	vs Tulsa (two on blocked punts)	1968
T1	1	20 times	

DEFENSE INDIV. RECORDS

Most Solo Tackles			
Rk	No.	Player vs Opponent	Year
1	19	Pete Scatamacchia vs Louisville	1979
2	16	Alex Dees vs Southern Miss	1968
T3	15	Jamon Hughes vs Southern Miss	2010
T3	15	Dave Pawlik vs San Jose State	1971
T5	14	Jamon Hughes vs UAB	2010
T5	14	Todd Ondra vs Louisville	1978
T5	14	Wilson Neely vs Mississippi St.	1986
8	12	Glenn Sumter vs Southern Miss	2001

Most Assisted Tackles			
Rk	No.	Player vs Opponent	Year
1	19	Art Brumit vs Utah State	1967
T2	13	Quinton McCrary vs Tennessee	2006
T2	13	Joe Rushing vs Utah State	1967

Most Assisted Tackles			
Rk	No.	Player vs Opponent	Year
T2	13	Damon Young vs Tulane	1987
T5	12	Charles Harris vs Arkansas State	2012
T5	12	Jamon Hughes vs East Carolina	2010
T5	12	Jamon Hughes vs Marshall	2010
T5	12	Jamon Hughes vs Houston	2009
T5	12	Todd Ondra vs Northeast La.	1979
T5	12	Todd Ondra vs Louisville	1979

Most Total Tackles			
Rk	No.	Player vs Opponent	Year
1	25	Pete Scatamacchia vs Louisville	1979
2	21	Jamon Hughes vs Southern Miss	2010
3	21	Tommy James vs Utah State	1970
4	21	Alex Dees vs Southern Miss	1968
5	20	Kamal Shakir vs Army	1999
6	20	John Allen vs Houston	1968
7	20	Glenn Whittemore vs Southern Miss	1973
8	20	Todd Ondra vs Texas A&M	1979
9	20	Mike Kleimeyer vs Tennessee	1981
10	18	Jamon Hughes vs Houston	2009

Most Quarterback Sacks			
Rk	No.	Player vs Opponent	Year
T1	4	Clinton McDonald vs Arkansas St.	2008
T1	4	James Logan vs Arkansas St.	1994
T1	4	Marlon Brown vs Louisville	1987
T2	3	by eight different players	

Most Tackles for Lost Yardage			
Rk	No.	Player vs Opponent	Year
1	6	Tony Williams vs Tennessee	1996
T2	5	Marlon Brown vs Southern Miss	1987
T2	5	Rod Brown vs Arkansas	1993
4	4.5	Martin Ifedi vs Arkansas State	2013
5	4	15x, last by Tank Jakes at UCLA	2014

Most Fumble Recoveries			
Rk	No.	Player vs Opponent	Year
T1	3	Quinton McCrary vs UCF	2007
T1	3	Ricky Kale vs Southern Miss	1970
T2	2	Ryan Coleman vs SMU	2013
T2	2	Akeem Davis vs SMU	2011
T2	2	Jake Kasser vs Ole Miss	2007
T2	2	Eric Taylor vs Arkansas State	2003
T2	2	Reginald Howard vs Ole Miss	1999
T2	2	Demorrisio Shank vs Houston	1998
T2	2	Larry Frankenbach vs North Texas	1970

Most Fumbles Returned for Touchdowns			
Rk	No.	Player vs Opponent	Year
1	2	Ryan Coleman vs SMU	2013

Longest Fumble Return			
Rk	Yds	Player vs Opponent	Year
1	88	Freddie Barnett vs Arkansas State	2007
2	84	Corey Irby vs Louisville	1999
3	73	Glenn Sumter vs Mississippi State	2001
4	66	Idrees Bashir vs Tulane	2000
5	64	Manny Santibanez vs USM	1997
6	59	Bobby McCain vs Middle Tennessee	2014
7	57	Ruben Melton vs. Cincinnati	1971
8	54	Jeremy Stewart vs East Carolina	1998
9	47	John Allen vs North Texas	1968
10	44	Idrees Bashir vs Tennessee	1999

Most Pass Interceptions			
Rk	No.	Player vs Opponent	Year
T1	3	Bobby McCain at USF	2013
T1	3	Eddie Moore vs Tulane	1988
T1	3	Keith Simpson vs North Texas	1977
T1	3	Olie Cordill vs Mississippi State	1965
T1	3	Bob Ford vs Murray State	1952

Most Interception Return Yards			
Rk	Yds	Player vs Opponent	Year
1	100	Idrees Bashir vs Army	2000
2	99	Robert Lyles vs Mississippi State	1958
3	98	Paul Haynes vs Tampa	1948
T4	95	Marty Hammock vs Southern Miss	1973
T4	95	Chris Hobbs vs Tennessee	1991
6	93	Bob Sherlag vs Wake Forest	1964
7	91	Bob Orrians vs Southern Miss	1977
T8	90	Dominic Calloway vs East Carolina	1993
T8	90	Preston Watts vs Middle Tennessee	1941

Longest Interception Return			
Rk	Yds	Player vs Opponent	Year
1	100	Idrees Bashir vs Army	2000
2	99	Robert Lyles vs Mississippi State	1958
3	98	Paul Haynes vs Tampa	1948
T4	95	Marty Hammock vs Southern Miss	1973
T4	95	Chris Hobbs vs Tennessee	1991
T6	93	Reggis Ball vs SMU	2013
T6	93	Bob Sherlag vs Wake Forest	1964
8	91	Bob Orrians vs Southern Miss	1977
T9	90	Dominic Calloway vs East Carolina	1993
T9	90	Preston Watts vs Middle Tennessee	1941

Most Blocked Punts			
Rk	No.	Player vs Opponent	Year
T1	4	Ken Irvin vs Arkansas	1992
T1	4	Marvin Chatman vs Mississippi State	1981

DEFENSE TEAM RECORDS

Fewest Rushes Allowed		
Game	15 by North Texas	1965

Most Rushes Allowed		
Game	82 by Houston	1968

Fewest Rushing Yards Allowed		
Game	-4 by Ole Miss	1993

Most Rushing Yards Allowed		
Game	523 by Texas A&M	1978

Fewest Pass Completions Allowed		
Game	1 three times; last vs Southern Miss	1976

Most Pass Completions Allowed		
Game	42 by Houston	2009

Fewest Passing Yards Allowed		
Game	5 by Southern Miss	1976

Most Passing Yards Allowed		
Game	620 by Cincinnati	2015

Fewest Total Yards Allowed		
Game	87 by Texas-Arlington 87 by Tennessee Tech	1962 1962

Most Total Yards Allowed		
Game	752 by Cincinnati	2015

Most Points Allowed		
Game	92 by Ole Miss 66 by Florida State (modern day records since 1947)	1935 1979

Most Rushing Touchdowns Allowed		
Game	7 by UCF	2007

Most Touchdown Passes Allowed		
Game	6 by Florida State 6 by Tennessee & Houston 6 by Houston	1969 2009 2010

Most Interceptions		
Game	6 vs East Carolina 6 vs Tulsa	1993 1972

Most Fumble Recoveries		
Game	6 vs North Texas	1968

Most Quarterback Sacks		
Game	7 vs Arkansas State 7 vs Houston 7 vs East Carolina 7 vs East Carolina 7 vs Arkansas State	2013 2006 2003 1998 1994

Most Blocked Kicks		
Game	4 vs Arkansas	1992

Most Tackles for Lost Yardage		
Game	16 vs Tennessee	1996
Season	90	1999



MISC TEAM RECORDS

Most Points Scored in a Quarter			
Rk	Pts	Opponent	Year
1	35	vs Tulane (1st)	1992
2	33	vs North Texas (3rd)	1971
3	30	vs Cincinnati (4th)	1983
T4	28	vs Missouri State (1st)	2015
T4	28	vs Chattanooga (3rd)	2004
T4	28	vs Arkansas State (4th)	2004
T4	28	vs West Texas State (4th)	1968
8	26	vs Tulsa (2nd)	1968
T9	24	at SMU (2nd)	2014
T9	24	at Cincinnati (1st)	2014
T9	24	vs UT Martin (2nd)	2009
T9	24	vs Arkansas State (4th)	1980
T9	24	vs Cincinnati (4th)	1969
T9	24	vs Wichita State (1st)	1972

Most Points Scored in a Half			
Rk	Pts	Opponent	Year
1	49	vs Tulane (1st)	1992
T2	42	vs Missouri State (1st)	2015
T2	42	vs Austin Peay (1st)	2014
4	41	vs Louisville (2nd)	1969
T5	38	vs Houston (1st)	2003
T5	38	vs Cincinnati (2nd)	1969
T7	35	vs Chattanooga (1st)	2005
T7	35	vs Chattanooga (2nd)	2004
T7	35	vs Arkansas State (2nd)	2003
T7	35	vs West Texas State (2nd)	1968
T7	35	vs Wake Forest (2nd)	1967

Most Points Allowed in a Half			
Rk	Pts	Opponent	Year
1	51	by Florida State (1st)	1989
T2	42	by Tennessee (1st)	2009
T2	42	by Houston (1st)	2009
T2	42	by UCF (1st)	2007
T2	42	by Michigan State (1st)	1997
T2	42	by Florida State (2nd)	1979
T2	42	by Ole Miss (1st)	1971
8	41	by Alabama (2nd)	1983
T9	40	by Tennessee (1st)	2010
T9	40	by Ole Miss (1st)	1980

Most Combined Points in a Half			
Rk	Pts	Opponent	Year
1	68	vs Louisville (1st)	2004
2	64	vs Florida State (1st)	1989
3	63	vs Bowling Green State (1st)	2004
T4	62	vs East Carolina (2nd)	2007
T4	62	vs Tulane (1st)	1992
6	60	vs Rice (2nd)	2008
7	58	vs Cincinnati (1st)	2015
T8	56	at Tulsa (1st)	2015
T8	56	vs Houston (1st)	2009
T8	56	vs Florida State (2nd)	1979
11	54	vs Louisville (2nd)	1969

Most Points Scored in a Game			
Rk	Pts	Opponent	Year
1	76	vs Memphis Navy	1950
2	70	vs Tampa	1949
3	69	vs Louisville	1969
4	66	at Tulsa	2015
5	64	vs Union University	1950
T6	63	vs Missouri State	2015
T6	63	vs Austin Peay	2014
8	62	vs Tulane	1992
T9	61	vs East Central Oklahoma	1951
T9	61	vs Arkansas State	1949
T11	60	vs The Citadel	1962
T11	60	vs Arkansas State	1950

Most Points Allowed in a Game			
Rk	Pts	Opponent	Year
1	66	by Florida State	1979
2	61	by Ole Miss	1980
3	59	by Mississippi State	2011
4	58	by Texas A&M	1978
5	57	by Florida State	1989
T6	56	by Houston	2010
T6	56	by Louisville	2010
T6	56	by Tennessee	2009

Most Points Allowed in a Game			
Rk	Pts	Opponent	Year
T6	56	by East Carolina	2007
T6	56	by UCF	2007
T6	56	by Louisville	2004

Most Combined Points in a Game			
Rk	Pts	Opponent	Year
1	108	at Tulsa (66-42)	2015
2	107	vs SMU (55-52)	2007
3	105	vs Louisville (49-56)	2004
4	103	vs BYU (55-48)	2014
5	99	vs Cincinnati (53-46)	2015
6	96	vs East Carolina (40-56)	2007
7	88	vs Louisville (69-19)	1969
8	87	vs Bowling Green (35-52)	2004
T9	85	at Bowling Green (44-41)	2015
T9	85	vs Houston (52-33)	2001

Most First Downs Rushing			
Rk	No.	Opponent	Year
1	26	vs Tulsa	1972
2	24	vs Louisville	1969
3	24	vs The Citadel	1962
4	22	vs Tulane	2008
5	22	vs Chattanooga	2005
T6	21	vs Georgia Tech	1981
T6	21	vs North Texas State	1971

Most First Downs Passing			
Rk	No.	Opponent	Year
1	21	vs Ole Miss	2015
T2	19	vs Ole Miss	2007
T2	19	vs Louisville	2004
T4	18	at Tulsa	2015
T4	18	vs Southern Miss	2007
T4	18	vs SMU	2007
T7	17	at SMU	2014
T7	17	at UCLA	2014
T7	17	vs Ole Miss	1969
T10	16	vs Tulane	2015
T10	16	at Cincinnati	2015
T10	16	at Kansas	2015
T10	16	vs Middle Tennessee	2011
T10	16	vs Marshall	2007
T10	16	vs East Carolina	2007
T10	16	vs Murray State	1985

Most First Downs by Penalty			
Rk	No.	Opponent	Year
T1	6	at Tulsa	2015
T1	6	vs UConn	2014
T3	5	at Ole Miss	2014
T3	5	vs SMU	2007
T3	5	vs Houston	2006
T3	5	vs Alabama	1987
T3	5	vs North Texas State	1971
8	4	vs several opponents; last at Kansas	2015

Most Total First Downs			
Rk	No.	Opponent	Year
1	37	vs Louisville	1969
T2	35	at Tulsa	2015
T2	35	vs SMU	2007
4	34	at Kansas	2015
T5	32	vs Tulane	2015
T5	32	vs Tulane	2008
T5	32	vs Chattanooga	2005
T8	31	vs Ole Miss	2015
T8	31	vs Nicholls State	2008
T8	31	vs Cincinnati	1984
T11	30	at Cincinnati	2014
T11	30	vs Southern Miss	2008
T11	30	vs Ole Miss	2007
T11	30	vs Rice	2007
T11	30	vs Arkansas State	2004
T11	30	vs Louisville	2004
T11	30	vs Murray State	2002
T11	30	vs Utah State	1972
T11	30	vs North Texas State	1971
T11	30	vs The Citadel	1962

Fewest Total First Downs			
Rk	No.	Opponent	Year
1	2	vs Ole Miss	1964

Most Penalties			
Rk	No.	Opponent	Year
1	16	vs Marshall	2012
T2	15	at Middle Tennessee	2013
T2	15	vs Houston	2000
T2	15	vs Tulane	1992
T2	15	vs Mississippi State	1985
6	14	vs Tennessee	1999
T7	13	vs Chattanooga	2001
T7	13	vs Mississippi State	1998
T7	13	vs Ole Miss	1983

Fewest Penalties			
Rk	No.	Opponent	Year
1	0	vs Ole Miss	1982

Most Penalty Yards			
Rk	No.	Opponent	Year
1	147	vs West Texas State	1964
2	145	at Middle Tennessee	2013
3	140	vs Wichita State	1968
4	136	vs Mississippi State	1985
5	132	vs Houston	2000
6	131	vs Marshall	2012
7	130	vs Tulane	1992
8	126	vs Houston	1997

Longest Time of Possession			
Rk	No.	Opponent	Year
1	40:55	at Cincinnati	2014
2	40:54	vs East Carolina	2000
2	39:44	vs Cincinnati	1984
T3	38:08	vs Nicholls State	2008
T3	38:08	vs Cincinnati	1994
5	37:55	vs Ole Miss	1983

Shortest Time of Possession			
Rk	No.	Opponent	Year
1	19:19	vs North Carolina	1983

Most 3rd Down Conversions			
Rk	No.	Opponent	Year
1	14	vs SMU	2007
T2	12	at Houston	2015
T2	12	vs Ole Miss	2015

Most 3rd Down Conversions			
Rk	No.	Opponent	Year
T2	12	at Cincinnati	2014
T2	12	vs Rice	2008
T2	12	vs Louisville	2004
T2	12	vs Cincinnati	1994
T7	10	vs UTEP	2009
T7	10	vs USF	2004
T7	10	vs UAB	2004
10	9	27 times; last at Tulsa	2015

Best 3rd Down Conversion Percentage			
Rk	No.	Opponent	Year
1	.705	vs Louisville (12X17)	2004
2	.692	vs Ole Miss (9X13)	2006
3	.666	vs Cincinnati (12X18)	1994
4	.643	vs Tulane (9X14)	2008
5	.643	vs Chattanooga (9X14)	2005
6	.632	vs Rice (12X19)	2008
7	.631	at Houston (12X19)	2015
T8	.600	vs Ole Miss (12X20)	2015
T8	.600	vs Nicholls State (9X15)	2008
T8	.600	vs SMU (9X15)	2008
T8	.600	vs Tulane (9X15)	2007
T8	.600	vs Tulane (9X15)	2003

Fewest 3rd Down Conversions			
Rk	No.	Opponent	Year
T1	1	vs Tennessee (1X9)	2006
T1	1	vs Cincinnati (1X12)	2004
T1	1	vs Cincinnati (1X12)	199

Most Fumbles			
Rk	No.	Opponent	Year
1	11	vs Ole Miss	1976
2	10	vs Louisville	1979
T3	9	vs Florida State	1977
T3	9	vs Ole Miss	1971
T3	9	vs Southern Miss	1963
T3	9	vs Tennessee Tech	1962

Most Fumbles Lost			
Rk	No.	Opponent	Year
T1	7	vs Mississippi State	1976
T1	7	vs Ole Miss	1971
T3	6	vs Louisville	1979
T3	6	vs Ole Miss	1976
T3	6	vs Tennessee Tech	1962

ALL-PURPOSE INDIVIDUAL RECORDS

Individual Single Game All-Purpose Yards							
Rk	Player vs Opponent	Yards	Rush	Rec	PR	KR	Year
1	Ryan Roskelley vs Tulsa	368	0	174	194	0	1994
2	DeAngelo Williams vs Tulane	305	195	41	0	69	2003
3	DeAngelo Williams vs Houston	281	262	19	0	0	2004
4	Larry Porter vs Arkansas State	275	206	-1	0	70	1990
5	DeAngelo Williams vs USF	273	263	10	0	0	2004
6	Xavier Crawford vs Missouri	262	46	53	0	163	1991
7	Paul Gowen vs Tulsa	260	260	0	0	0	1969
8	Curtis Steele vs Tulsa	257	232	25	0	0	2009
9	DeAngelo Williams vs Chattanooga	251	136	87	0	28	2004
10	Curtis Steele vs UTEP	250	240	10	0	0	2009
11	DeAngelo Williams vs East Carolina	240	226	14	0	0	2005
T12	DeAngelo Williams vs UTEP	239	236	3	0	0	2005
T12	DeAngelo Williams vs Ole Miss	239	135	31	0	73	2003
T14	Curtis Steele vs Southern Miss	237	178	59	0	0	2008
T14	Eddie Hill vs Cincinnati	237	188	0	0	49	1978
T14	John Martin vs East Carolina	237	166	16	0	55	1992
T17	DeAngelo Williams vs Akron	236	238	-2	0	0	2005
T17	DeAngelo Williams vs East Carolina	226	225	1	0	0	2004
19	Eddie Hill vs Wichita State	225	107	0	11	107	1978
20	DeAngelo Williams vs Tulsa	224	223	1	0	0	2005
21	Russell Copeland vs Florida State	221	0	113	0	108	1989
22	Larry Porter vs Arkansas State	220	167	9	0	44	1991
T23	Bobby Ward vs Houston	218	0	105	2	111	1973
T23	Charles Wilson vs Southern Miss	218	0	88	0	130	1988
25	Stan Davis vs Tennessee	217	76	3	0	138	1969
26	DeAngelo Williams vs Louisville	215	200	15	0	0	2004
27	DeAngelo Williams vs Southern Miss	211	199	12	0	0	2004
28	Dave Casinelli vs Houston	210	210	0	0	0	1963
29	DeAngelo Williams vs Chattanooga	208	205	3	0	0	2005
30	Brandon Hayes vs USF	207	189	18	0	0	2014



2015 PLAYER CAPSULES




#7 LINEBACKER
CURTIS AKINS
 R-FRESHMAN • SQ
 6-2 • 230
 BYHALIA, MISS.
 BYHALIA HS
 MAJOR: UNDECLARED

YR	G/S	UT	AT	TOT	PD	FR	FF	TFL	SK	INT
2015	5/0	5	1	6	0	0-0	0	0-0	0-0	0-0

AKINS' CAREER HIGHS	
Tackles	3, at Kansas, Sep 12, 2015

Date	Opponent	UT	AT	TT	TFL	SK	FF	PB	INT
9/5/15	Missouri St.	1	0	1	0-0	0-0	0	0	0-0
9/12/15	at Kansas	3	0	3	0-0	0-0	0	0	0-0
10/2/15	at USF	0	0	0	0-0	0-0	0-0	0	0-0
10/24/15	at Tulsa	0	0	0	0-0	0-0	0-0	0	0-0
11/21/15	at Temple	1	1	2	0-0	0-0	0-0	0	0-0



#6 LINEBACKER
GENARD AVERY
 SOPHOMORE • 1L
 6-1 • 255
 GRENADA, MISS.
 GRENADA HS
 MAJOR: UNDECLARED

YR	G/S	UT	AT	TOT	PD	FR	FF	TFL	SK	INT
2014	13/1	13	5	18	1	0-0	0	6-25	5-21	0-0
2015	11/7	42	11	53	0	0-0	0	6.5-28	3-20	0-0
Total	24/8	55	16	71	1	0-0	0	12.5-53	8-41	0-0

AVERY'S CAREER HIGHS	
Tackles	8 (2x) at Tulsa, Oct. 23, 2015
Tackles for Loss	2 at Tulsa, Oct. 23, 2015
Sacks	1 (7x) at Tulsa, Oct. 23, 2015
Pass Break-Ups	1, SMU, Oct 25, 2014

Date	Opponent	UT	AT	TT	TFL	SK	FF	PB	INT
8/30/14	Austin Peay	0	2	2	0-0	0-0	0	0	0-0
9/6/14	at UCLA	0	0	0	0-0	0-0	0	0	0-0
9/20/14	MTSU	1	1	2	1-8	1-8	0	0	0-0
9/27/14*	at Ole Miss	1	2	3	1-3	1-3	0	0	0-0
10/4/14	at Cincinnati	0	0	0	0-0	0-0	0	0	0-0
10/11/14	Houston	0	0	0	0-0	0-0	0	0	0-0
10/25/14	at SMU	2	1	3	1-1	1-1	0	1	0-0
10/31/14	Tulsa	2	0	2	1-2	1-2	0	0	0-0
11/7/14	at Temple	2	0	2	0-0	0-0	0	0	0-0
11/15/14	at Tulane	0	0	0	0-0	0-0	0	0	0-0
11/22/14	USF	2	0	2	1-7	1-7	0	0	0-0
11/29/14	UConn	3	0	3	1-4	0-0	0	0	0-0
12/22/14	vs BYU	0	0	0	0-0	0-0	0	0	0-0
9/5/15	Missouri St.	2	0	2	0-0	0-0	0	0	0-0
9/12/15	at Kansas	5	1	6	0-0	0-0	0	0	0-0
9/19/15	at BGSU	1	0	1	1-7	1-7	0	0	0-0
9/24/15*	Cincinnati	7	1	8	0-0	0-0	0	0	0-0
10/2/15*	at USF	4	1	5	1-1	0-0	0	0	0-0
10/17/15*	Ole Miss	6	1	7	1.5-6	0-0	0	0	0-0
10/23/15*	at Tulsa	9	0	9	3-14	2-13	0	0	0-0
10/31/15*	Tulane	2	1	3	0-0	0-0	0	0	0-0
11/7/15*	Navy	4	4	6	0-0	0-0	0	0	0-0
11/14/15*	at Houston	1	0	1	0-0	0-0	0	0	0-0
11/21/15	at Temple	1	2	3	0-0	0-0	0	0	0-0




#39 DEFENSIVE BACK
REGGIE BALL
 R-SENIOR • 3L
 5-11 • 210
 STONE MOUNTAIN, GA.
 STEPHENSON HS
 MAJOR: ORGANIZATIONAL LEADERSHIP

YR	G/S	UT	AT	TOT	PD	FR	FF	TFL	SK	INT
2012	12/0	16	9	25	0	1-0	0	0.5-1	0-0	0-0
2013	12/2	24	8	32	2	0-0	1	2.5-10	1.5-7	1-93
2014	13/11	27	9	36	0	2-0	0	0-0-0	0-0	1-24
2015	11/9	37	11	48	3	1-10	0	1-2	0-0	3-1
Total	48/22	105	36	141	5	4-10	1	4-13	1.5-7	5-118

BALL'S CAREER HIGHS	
All-Purpose Yards	106, SMU, Oct 19, 2013
Punt Returns	1 (2x), SMU, Oct 19, 2013
Punt Return Yards	26, at UAB, Nov 17, 2012 (1 returns)
Long Punt Return	4, SMU, Oct 19, 2013
Interceptions	1 (5x), at Temple, Nov 21, 2015
Tackles	8, USF, Oct 2, 2015
Sacks	1, Arkansas State, Sep 21, 2013
Tackles for Loss	1.5, Ole Miss, Oct 18 2015
Fumbles Forced	1, SMU, Oct 19, 2013
Fumbles Recovered	1 (4x), at Tulsa, Oct 23, 2015
Pass Breakups	1 (3x), Cincinnati, Sep 24, 2015
Blocked Kicks	1 (3x), Cincinnati, Sep 24, 2015

Date	Opponent	UT	AT	TT	TFL	SK	FF	PB	INT
9/1/12	UT Martin	1	0	1	0-0	0-0	0	0	0-0
9/8/12	at Arkansas St.	0	2	2	0-0	0-0	0	0	0-0
9/15/12	MTSU	4	1	5	0-0	0-0	0	0	0-0
9/22/12	at Duke	0	2	2	0.5-1	0-0	0	0	0-0
10/6/12	Rice	3	0	3	0-0	0-0	0	0	0-0
10/13/12	at ECU	1	1	2	0-0	0-0	0	0	0-0
10/20/12	at UCF	2	2	4	0-0	0-0	0	0	0-0
10/27/12	SMU	0	0	0	0-0	0-0	0	0	0-0
11/3/12	at Marshall	1	1	2	0-0	0-0	0	0	0-0
11/10/12	Tulane	2	0	2	0-0	0-0	0	0	0-0
11/17/12	at UAB	2	0	2	0-0	0-0	0	0	0-0
11/24/12	Southern Miss	0	0	0	0-0	0-0	0	0	0-0
9/7/13	Duke	3	0	3	0-0	0-0	0	0	0-0
9/14/13	at MTSU	4	1	5	0.5-6	0.5-6	0	0	0-0
9/21/13	Arkansas State	1	1	2	1-1	1-1	0	0	0-0
10/5/13	UCF	3	1	4	0-0	0-0	0	0	0-0
10/12/13	at Houston	0	1	1	0-0	0-0	0	1	0-0
10/19/13	SMU	4	0	4	1-3	0-0	1	0	1-93
10/30/13	Cincinnati	1	0	1	0-0	0-0	0	0	0-0
11/9/13	UT Martin	1	1	2	0-0	0-0	0	0	0-0
11/16/13	at USF	1	0	1	0-0	0-0	0	1	0-0
11/23/13	at Louisville	3	1	4	0-0	0-0	0	0	0-0
11/30/13*	Temple	2	1	3	0-0	0-0	0	0	0-0
12/7/13*	at UConn	1	1	2	0-0	0-0	0	0	0-0
8/30/14*	Austin Peay	3	0	3	0-0	0-0	0	0	0-0
9/6/14*	at UCLA	1	1	2	0-0	0-0	0	0	0-0
9/20/14*	MTSU	5	2	7	0-0	0-0	0	0	0-0
9/27/14*	at Ole Miss	3	2	5	0-0	0-0	0	0	0-0
10/4/14*	at Cincinnati	0	2	2	0-0	0-0	0	0	0-0
10/11/14*	Houston	3	0	3	0-0	0-0	0	0	0-0
10/25/14	at SMU	1	0	1	0-0	0-0	0	0	1-24
10/31/14	Tulsa	2	1	3	0-0	0-0	0	0	0-0
11/7/14*	at Temple	2	0	2	0-0	0-0	0	0	0-0
11/15/14*	at Tulane	2	0	2	0-0	0-0	0	0	0-0
11/22/14*	USF	1	0	1	0-0	0-0	0	0	0-0
11/29/14*	UConn	2	0	2	0-0	0-0	0	0	0-0
12/22/14*	vs BYU	2	0	2	0-0	0-0	0	0	0-0
9/5/15*	Missouri St.	1	1	2	0-0	0-0	0	0	0-0
9/12/15	at Kansas	4	0	4	0-0	0-0	0	0	0-0
9/19/15	at BGSU	2	2	4	0-0	0-0	0	0	0-0
9/24/15	Cincinnati	7	0	7	0-0	0-0	0	1	1-1
10/2/15*	at USF	6	2	8	0-0	0-0	0	0	1-0
10/17/15*	Ole Miss	6	1	7	1.5-6	0-0	0	0	0-0
10/23/15*	at Tulsa	4	1	5	0-0	0-0	0	0	0-0
10/31/15*	Tulane	2	0	2	0-0	0-0	0	0	0-0
11/7/15*	Navy	3	1	4	1-2	0-0	0	0	0-0
11/14/15*	at Houston	2	2	4	0-0	0-0	0	0	0-0
11/21/15*	at Temple	3	1	4	0-0	0-0	0	0	1-0




#88 WIDE RECEIVER
DREW BISHOP
 R-JUNIOR • 2L
 6-0 • 190
 MEMPHIS, TENN.
 ST. GEORGE'S INDEPENDENT SCHOOL
 MAJOR: MARKETING MANAGEMENT

YR	G/S	NO	YDS	AVG/C	TDS	LG	AVG/G
2014	10/0	1	6	6.0	0	6	0.7
2015	6/0	0	0	0.0	0	0	0.0
Total	16/0	1	6	6.0	0	6	0.4

BISHOP'S CAREER RECEIVING STATISTICS								
YR	G/S	NO	YDS	AVG/C	TDS	LG	REC/G	AVG/G
2014	10/0	0	0	0.0	0	0	0.0	0.0
2015	6/0	0	0	0.0	0	0	0.0	0.0
Total	16/0	0	0	0.0	0	0	0.0	0.0

BRADY'S GAME-BY-GAME DEFENSE										
Date	Opponent	UT	AT	TT	TFL	SK	FF	PB	INT	
11/16/13	at USF	0	0	0	0-0	0-0	0	0	0-0	
11/23/13	at Louisville	0	0	0	0-0	0-0	0	0	0-0	
11/30/13	Temple	1	0	1	0-0	0-0	0	0	0-0	
12/7/13	at UConn	1	0	1	0-0	0-0	0	0	0-0	
8/30/14	Austin Peay	4	0	4	0-0	0-0	0	0	0-0	
9/6/14*	at UCLA	2	0	2	0-0	0-0	0	0	0-0	
9/20/14	MTSU	1	2	3	2-6	1-6	1	0	0-0	
9/27/14*	at Ole Miss	2	1	3	0-0	0-0	0	1	0-0	
10/4/14*	at Cincinnati	1	3	4	0-0	0-0	0	0	0-0	
10/11/14*	Houston	0	0	0	0-0	0-0	0	0	0-0	
10/25/14*	at SMU	2	0	2	0-0	0-0	0	0	0-0	
10/31/14*	Tulsa	1	1	2	0-0	0-0	0	1	0-0	
11/7/14*	at Temple	1	0	1	0-0	0-0	0	0	0-0	
11/15/14	at Tulane	1	1	2	0-0	0-0	0	0	0-0	
11/22/14*	USF	2	0	2	0-0	0-0	0	0	0-0	
11/29/14	UConn	0	0	0	0-0	0-0	0	0	0-0	
12/22/14	vs BYU	1	4	5	0-0	0-0	0	0	0-0	
9/5/15*	Missouri St	2	0	2	1-6	1-6	0	0	0-0	
9/12/15*	at Kansas	0	0	0	0-0	0-0	0	0	0-0	
9/19/15	at BGSU	2	0	2	0-0	0-0	0	0	0-0	
9/24/15	Cincinnati	1	0	1	0-0	0-0	0	0	0-0	
10/2/15	at USF	0	0	0	0-0	0-0	0	0	0-0	
10/17/15	Ole Miss	0	0	0	0-0	0-0	0	0	0-0	
10/23/15	at Tulsa	0	0	0	0-0	0-0	0	0	0-0	
10/31/15	Tulane	0	1	1	0-0	0-0	0	0	0-0	
11/7/15	Navy	0	0	0	0-0	0-0	0	0	0-0	
11/14/15	at Houston	0	3	3	0-0	0-0	0	0	0-0	
11/21/15	at Temple	1	0	1	0-0	0-0	0	0	0-0	



#9

DEFENSIVE BACK

JAMIL COLLINS

R-SOPHOMORE • 1L

5-11 • 170

OLIVE BRANCH, MISS.

OLIVE BRANCH HS

MAJOR: MARKETING MANAGEMENT

COLLINS' CAREER DEFENSIVE STATISTICS										
YR	G/S	UT	AT	TOT	PD	FR	FF	TFL	SK	INT
2014	1/0	0	0	0	0	0-0	0	0-0	0-0	0-0
2015	9/0	6	1	7	0	0-0	0	0-0	0-0	0-0
Total	10/0	6	1	7	0	0-0	0	0-0	0-0	0-0

COLLINS' CAREER HIGHS	
Tackles	7 vs. Navy, Nov 7, 2015

COLLINS' GAME-BY-GAME DEFENSE										
Date	Opponent	UT	AT	TT	TFL	SK	FF	PB	INT	
9/5/15	Missouri St.	2	0	2	0-0	0-0	0	0	0-0	
9/12/15	at Kansas	0	0	0	0-0	0-0	0	0	0-0	
9/19/15	at BGSU				Did Not Play					
9/24/15	Cincinnati	1	0	1	0-0	0-0	0	0	0-0	
10/2/15	at USF	0	0	0	0-0	0-0	0	0	0-0	
10/17/15	Ole Miss				Did Not Play					
10/23/15	at Tulsa	0	0	0	0-0	0-0	0	0	0-0	
10/31/15	Tulane	0	0	0	0-0	0-0	0	0	0-0	
11/7/15	Navy	6	1	7	0-0	0-0	0	0	0-0	
11/14/15	at Houston	0	0	0	0-0	0-0	0	0	0-0	
11/21/15	at Temple	0	0	0	0-0	0-0	0	0	0-0	



#64

OFFENSIVE LINE

ZACH COLLINS

R-SOPHOMORE • 1L

6-4 • 290

MEMPHIS, TENN.

HARDING ACADEMY


MAJOR: HEALTH & HUMAN PERFORMANCE

COLLINS' CAREER OFFENSIVE LINE STATISTICS		
YR	GAMES/STARTS	PLAYS/TOTAL TEAM PLAYS
2014	13/3	333/1012
2015	10/0	107/232
Total	23/3	440/1244

COLLINS' CAREER HIGHS	
Offensive Plays	97, BYU, Dec 22, 2014

COLLINS' GAME-BY-GAME OFFENSIVE LINE		
Date	Opponent	Position - Plays
8/30/14	Austin Peay	Left Guard - 21/82
9/6/14	UCLA	Special Teams
9/20/14	MTSU	Special Teams
9/27/14	Ole Miss	Special Teams
10/4/14	Cincinnati	Special Teams
10/11/14	Houston	Special Teams
10/25/14	SMU	Left Guard - 31/80

COLLINS' GAME-BY-GAME OFFENSIVE LINE		
Date	Opponent	Position - Plays
10/31/14	Tulsa	Left Guard - 9/72
11/7/14	Temple	Left Guard - 10/68
11/15/14	Tulane	Left Guard - 30/65
11/22/14*	USF	Right Guard - 60/62
11/29/14*	UConn	Right Guard - 75/85
12/22/14*	BYU	Right Guard - 97/97
9/5/15	Missouri State	Right Guard - 43/81
9/12/15	at Kansas	Right Guard - 17/79
9/19/15	at Bowling Green	Special Teams
9/24/15	Cincinnati	Special Teams
10/2/15	at USF	Right Guard - 47/72
10/17/15	Ole Miss	Special Teams
10/23/15	at Tulsa	Special Teams
10/31/15	Tulane	Special Teams
11/7/15	Navy	Special Teams
11/14/15	at Houston	Special Teams



#97

DEFENSIVE LINEMAN

EMMANUEL COOPER

FRESHMAN • HS

6-1 • 275

ARKADELPHIA, ARK.


ARKADELPHIA HS

MAJOR: PRE-NURSING

COOPER'S CAREER DEFENSIVE STATISTICS										
YR	G/S	UT	AT	TOT	PD	FR	FF	TFL	SK	INT
2015	2/0	1	0	1	0	0-0	0	0-0	0-0	0-0

COOPER'S CAREER HIGHS	
Tackles	1, Missouri State, Sep 5, 2015

COOPER'S GAME-BY-GAME DEFENSE										
Date	Opponent	UT	AT	TT	TFL	SK	FF	PB	INT	
9/5/15	Missouri St.	1	0	1	0-0	0-0	0	0	0-0	
9/12/15	at Kansas	0	0	0	0-0	0-0	0	0	0-0	
9/19/15	at BGSU				Did Not Play					
9/24/15	Cincinnati				Did Not Play					
10/2/15	at USF				Did Not Play					
10/17/15	Ole Miss				Did Not Play					
10/23/15	at Tulsa				Did Not Play					
10/31/15	Tulane				Did Not Play					
11/7/15	Navy				Did Not Play					
11/14/15	at Houston				Did Not Play					



#25

RUNNING BACK

JARVIS COOPER

SOPHOMORE • 1L

6-1 • 245

WEST MEMPHIS, ARK.

WEST MEMPHIS SENIOR HS

MAJOR: HEALTH & HUMAN PERFORMANCE

COOPER'S CAREER RUSHING STATISTICS							
YR	G/S	NO	YDS	AVG/C	TDS	LG	AVG/G
2014	12/0	75	389	5.0	4	37	30.0
2015	10/0	86	361	4.2	5	26	36.1
Total	22/0	161	739	4.6	9	37	33.6

COOPER'S CAREER RECEIVING STATISTICS							
YR	G/S	NO	YDS	AVG/C	TDS	LG	REC/G
2014	12/0	1	2	2.0	0	2	0.1
2015	10/0	3	29	9.7	0	11	0.3
Total	22/0	4	31	7.8	0	11	0.2

COOPER'S CAREER HIGHS	
Rush Attempts	17, Ole Miss, Oct 17, 2015
Rush Yards	102, Missouri State, Sep 5, 2015
Long Rush	37, Austin Peay, Aug 30, 2014
Total Offense Attempts	18, Ole Miss, Oct 17, 2015
Total Offense Yards	102, Missouri State, Sep 5, 2015
All-Purpose Yards	102, Missouri State, Sep 5, 2015
Rushing Touchdowns	2, SMU, Oct 25, 2014
Receptions	1, 4x Last: at Houston, Nov 14, 2015
Receiving Yards	11, Ole Miss, Oct 17, 2015

COOPER'S GAME-BY-GAME RUSHING						
Date	Opponent	No	Yds	Avg	Tds	LG
8/30/14	Austin Peay	8	101	12.6	1	37
9/6/14	at UCLA	0	0	0.0	0	0
9/20/14	MTSU	0	0	0.0	0	0
9/27/14	at Ole Miss	7	29	4.1	0	8
10/4/14	at Cincinnati	13	41	3.2	0	6
10/11/14	Houston	0	0	0.0	0	0

COOPER'S GAME-BY-GAME RUSHING						
Date	Opponent	No	Yds	Avg	Tds	LG
10/25/14	at SMU	16	93	5.8	2	31
10/31/14	Tulsa	2	1	0.5	0	1
11/7/14	at Temple	3	4	1.3	0	4
11/15/14	at Tulane	8	25	3.1	0	13
11/22/14	USF	5	18	3.6	0	9
11/29/14	UConn	8	48	6.0	1	18
12/22/14	vs BYU	5	18	3.6	0	7
9/5/15	Missouri St	18	102	5.7	2	11
9/12/15	at Kansas	9	51	6.3	1	14
9/19/15	at BGSU	9	15	1.7	0	4
9/24/15	Cincinnati	9	49	5.4	1	26
10/2/15	at USF	5	21	4.2	0	9
10/17/15	Ole Miss	17	77	4.5	0	13
10/23/15	at Tulsa	Did Not Play				
10/31/15	Tulane	8	19	2.4	1	11
11/7/15	Navy	2	3	1.5	0	4
11/14/15	at Houston	5	12	2.4	0	4
11/21/15	at Temple	4	7	1.8	0	6

COOPER'S GAME-BY-GAME RECEIVING						
Date	Opponent	No	Yds	Avg	Tds	LG
8/30/14	Austin Peay	0	0	0.0	0	0
9/6/14	at UCLA	0	0	0.0	0	0
9/20/14	MTSU	0	0	0.0	0	0
9/27/14	at Ole Miss	1	2	2.0	0	2
10/4/14	at Cincinnati	0	0	0.0	0	0
10/11/14	Houston	0	0	0.0	0	0
10/25/14	at SMU	0	0	0.0	0	0
10/31/14	Tulsa	0	0	0.0	0	0
11/7/14	at Temple	0	0	0.0	0	0
11/15/14	at Tulane	0	0	0.0	0	0
11/22/14	USF	0	0	0.0	0	0
11/29/14	UConn	0	0	0.0	0	0
12/22/14	vs BYU	0	0	0.0	0	0
9/5/15	Missouri St	0	0	0.0	0	0
9/12/15	at Kansas	1	9	9.0	0	9
9/19/15	at BGSU	0	0	0.0	0	0
9/24/15	Cincinnati	0	0	0.0	0	0
10/2/15	at USF	0	0	0.0	0	0
10/17/15	Ole Miss	1	11	11.0	0	11
10/23/15	at Tulsa	Did Not Play				
10/31/15	Tulane	0	0	0.0	0	0
11/7/15	Navy	0	0	0.0	0	0
11/14/15	at Houston	1	9	9.0	0	9
11/21/15	at Temple	0	0	0.0	0	0

CRAFT'S CAREER HIGHS

Total Offense Yards	170, Cincinnati, Oct 4, 2014
All-Purpose Yards	170, Cincinnati, Oct 4, 2014
Kick Returns	2 (2x), at Tulsa, Oct. 23, 2015
Kick Return Yards	69, vs Temple, Nov 30, 2013 (2 ret)
Long Kick Return	54, vs Temple, Nov 30, 2013

CRAFT'S GAME-BY-GAME RUSHING

Date	Opponent	No	Yds	Avg	TDs	LG
9/7/13	Duke	1	14	14.0	0	14
9/14/13	at MTSU	2	6	3.0	0	3
9/21/13*	Arkansas State	3	-3	-1.0	1	5
10/5/13*	UCF	4	28	7.0	1	15
10/12/13*	at Houston	2	5	2.5	0	3
10/19/13*	SMU	4	26	6.5	0	11
10/30/13*	Cincinnati	0	0	0.0	0	0
11/9/13	UT Martin	2	14	7.0	1	8
11/16/13*	at USF	1	-1	-1.0	0	0
11/23/13*	at Louisville	1	0	0.0	0	0
11/30/13*	Temple	3	0	0.0	2	3
12/7/13*	at UConn	2	13	6.5	0	8
8/30/14*	Austin Peay	8	27	3.4	1	9
9/6/14	at UCLA	6	19	3.2	1	9
9/20/14*	MTSU	6	52	8.7	0	19
9/27/14*	at Ole Miss	3	-16	-5.3	0	1
10/4/14*	at Cincinnati	38	170	4.5	1	14
10/11/14*	Houston	17	49	2.9	0	9
10/25/14	at SMU		Did Not Play			
10/31/14	Tulsa		Did Not Play			
11/7/14	at Temple		Did Not Play			
11/15/14	at Tulane		Did Not Play			
11/22/14	USF		Did Not Play			
11/29/14	UConn	4	2	0.5	0	3
12/22/14*	BYU	7	28	4.0	0	9
9/5/15*	Missouri St	12	72	6.0	0	16
9/12/15*	at Kansas	7	15	2.1	1	4
9/19/15*	at BGSU	11	50	4.5	1	17
9/24/15*	Cincinnati	12	50	4.2	2	11
10/2/15*	at USF	8	12	1.5	0	5
10/17/15*	Ole Miss	8	20	2.5	1	8
10/23/15	at Tulsa	1	2	2.0	0	2
10/31/15	Tulane	4	31	7.8	0	17
11/7/15	Navy		Did Not Play			
11/14/15	at Houston	5	8	1.6	0	4
11/21/15	at Temple	4	40	10.0	0	26

CRAFT'S GAME-BY-GAME RECEIVING

Date	Opponent	No	Yds	Avg	TDs	LG
9/7/13	Duke	0	0	0.0	0	0
9/14/13	at MTSU	2	18	9.0	0	12
9/21/13*	Arkansas State	3	32	10.7	0	24
10/5/13	UCF	2	30	15.0	0	19
10/12/13*	at Houston	1	3	3.0	0	3
10/19/13*	SMU	4	30	7.5	0	15
10/30/13*	Cincinnati	0	0	0.0	0	0
11/9/13	UT Martin	3	83	27.7	0	30
11/16/13*	at USF	2	16	8.0	0	13
11/23/13*	at Louisville	3	12	4.0	0	11
11/30/13*	Temple	7	62	8.9	1	21
12/7/13*	at UConn	4	51	12.8	0	29
8/30/14*	Austin Peay	3	14	4.7	0	8
9/6/14	at UCLA	3	38	12.7	0	17
9/20/14*	MTSU	1	8	8.0	0	8
9/27/14*	at Ole Miss	4	-1	-0.3	0	3
10/4/14*	at Cincinnati	0	0	0.0	0	0
10/11/14*	Houston	4	24	6.0	0	13
10/25/14	at SMU		Did Not Play			
10/31/14	Tulsa		Did Not Play			
11/7/14	at Temple		Did Not Play			
11/15/14	at Tulane		Did Not Play			
11/22/14	USF		Did Not Play			
11/29/14	UConn	0	0	0.0	0	0
12/22/14	vs BYU	0	0	0.0	0	0
9/5/15*	Missouri St	0	0	0.0	0	0
9/12/15*	at Kansas	1	13	13.0	0	13
9/19/15*	at BGSU	3	63	21.0	1	60
9/24/15*	Cincinnati	2	5	2.5	0	7
10/2/15*	at USF	2	33	16.5	1	20
10/17/15*	Ole Miss	0	0	0.0	0	0
10/23/15	at Tulsa	0	0	0.0	0	0
10/31/15	Tulane	0	0	0.0	0	0
11/7/15	Navy		Did Not Play			
11/14/15	at Houston	0	0	0.0	0	0
11/21/15	at Temple	0	0	0.0	0	0



#93

DEFENSIVE LINE

CORTEZ CROSBY

R-SOPHOMORE • 1L

6-1 • 270

COMMERCE, TEXAS

COMMERCE HS

MAJOR: HEALTH AND HUMAN PERFORMANCE

CROSBY'S CAREER DEFENSIVE STATISTICS


YR	G/S	UT	AT	TOT	PD	FR	FF	TFL	SK	INT
2014	13/1	8	2	10	0	3-0	0	2-0-21	2-0-21	0-0
2015	5/0	2	1	3	0	0-0	0	0-0	1-8	0-0
Total	18/1	10	3	13	0	3-0	0	2-21	3-29	0-0

CROSBY'S CAREER HIGHS

Tackles	4, Ole Miss, Sep 27, 2014
Tackles for Loss	1 (3x) at Tulsa, Oct. 23, 2015
Sacks	1 (3x) at Tulsa, Oct. 23, 2015
Fumble Recoveries	1 (3x), Cincinnati, Oct 4, 2014
Kick Returns	1, BYU, Dec 22, 2014
Kick Return Yards	9, BYU, Dec 22, 2014

CROSBY'S GAME-BY-GAME DEFENSE

Date	Opponent	UT	AT	TOT	TFL	SK	FR	PB	INT
8/30/14	Austin Peay	1	2	3	1-14	1-14	1	0	0-0
9/6/14	UCLA	1	0	1	1-7	1-7	0	0	0-0
9/20/14	MTSU	0	0	0	0-0	0-0	0	0	0-0
9/27/14	Ole Miss	2	2	4	0-0	0-0	1	0	0-0
10/4/14	Cincinnati	0	0	0	0-0	0-0	1	0	0-0
10/11/14	Houston	2	0	2	0-0	0-0	0	0	0-0
10/25/14	at SMU	0	0	0	0-0	0-0	0	0	0-0
10/31/14	Tulsa	0	0	0	0-0	0-0	0	0	0-0
11/7/14	at Temple	0	0	0	0-0	0-0	0	0	0-0
11/15/14	at Tulane	0	0	0	0-0	0-0	0	0	0-0
11/22/14	USF	0	0	0	0-0	0-0	0	0	0-0
11/29/14	UConn	0	0	0	0-0	0-0	0	0	0-0
12/22/14	vs BYU	0	0	0	0-0	0-0	0	0	0-0
9/5/15	Missouri St	1	0	1	0-0	0-0	0	0	0-0
9/12/15	at Bowling Green				Did Not Play				
9/25/15	Cincinnati	0	0	0	0-0	0-0	0	0	0-0
10/2/15	at USF				Did Not Play				
10/17/15	Ole Miss				Did Not Play				
10/23/15	at Tulsa	1	0	1	1-8	1-8	0	0	0-0
10/31/15	Tulane	0	0	0	0-0	0-0	0	0	0-0
11/7/15	Navy				Did Not Play				
11/14/15	at Houston				Did Not Play				
11/21/15	at Temple	0	1	1	0-0	0-0	0	0	0-0



#40

TIGHT END

ALAN CROSS

R-SENIOR • 3L

6-1 • 235

MILLINGTON, TENN.

MILLINGTON HS

B.S., CHEMISTRY, MAY, 2015

CROSS' CAREER RUSHING STATISTICS

YR	G/S	NO	YDS	AVG/C	TDs	LG	AVG/G
2012	12/9	2	0	0.0	0	1	0.0
2013	11/10	0	0	0.0	0	0	0.0
2014	13/11	1	1	1.0	1	1	1.0
2015	11/11	0	0	0.0	0	0	0.0
Total	47/41	3	1	0.3	1	1	0.01

CROSS' CAREER RECEIVING STATISTICS


YR	G/S	NO	YDS	AVG/C	TDs	LG	REC/G	AVG/G
2012	12/9	23	301	13.1	5	38	1.9	25.1
2013	11/10	14	147	10.5	2	32	1.3	13.4
2014	13/11	28	373	13.3	4	50	2.2	28.7
2015	11/11	24	229	9.5	3	38	2.2	20.8
Total	47/41	89	1050	11.8	14	50	1.9	22.3

CROSS' CAREER HIGHS

Points Scored	12 (2x), MTSU, Sep 20, 2014
Touchdowns	2 (2x), MTSU, Sep 20, 2014
Rush Attempts	2, UCF, Oct 20, 2012
Long Rush	1 (2x), SMU, Oct 25, 2014
Rushing TDs	1, SMU, Oct 25, 2014
Receptions	6, Ole Miss, Oct 18, 2015
Receiving Yards	69, BYU, Dec 22, 2014 (3 rec)
Receiving TDs	2 (2x), MTSU, Sep 20, 2014
Long Reception	50, MTSU, Sep 20, 2014
Total Offense Attempts	6, Ole Miss, Oct 18, 2015
All-Purpose Yards	69, BYU, Dec 22, 2014
Tackles	1 (3x), at MTSU, Sep 14, 2013

CROSS' GAME-BY-GAME RECEIVING

Date	Opponent	No	Yds	Avg	TDs	LG
9/1/12*	UT Martin	1	36	36.0	0	36
9/8/12*	at Arkansas State	3	31	10.3	1	18
9/15/12*	Middle Tennessee	2	20	10.0	0	14
9/22/12*	at Duke	0	0	0.0	0	0
10/6/12	Rice	3	35	11.7	1	21
10/13/12*	at East Carolina	1	3	3.0	0	3
10/20/12	at UCF	1	-1	-1.0	0	0
10/27/12*	SMU	2	35	17.5	0	24
11/3/12*	at Marshall	2	11	5.5	0	8
11/10/12	Tulane	2	46	23.0	0	27
11/17/12*	at UAB	3	36	12.0	1	25
11/24/12*	Southern Miss	3	49	16.3	2	38
9/7/13*	Duke	1	1	1.0	0	1
9/14/13*	at MTSU	2	7	3.5	1	6
9/21/13*	Arkansas State	3	19	6.3	1	12
10/5/13*	UCF	1	26	26.0	0	26
10/12/13	at Houston		Did Not Play			
10/19/13*	SMU	0	0	0.0	0	0
10/30/13*	Cincinnati	3	31	10.3	0	16
11/9/13*	UT Martin	1	32	32.0	0	32
11/16/13*	at USF	0	0	0.0	0	0
11/23/13*	at Louisville	0	0	0.0	0	0
11/30/13*	Temple	1	25	25.0	0	25
12/7/13*	at UConn	2	6	3.0	0	6
8/30/14*	Austin Peay	4	48	12.0	1	31
9/6/14*	at UCLA	2	22	11.0	0	18
9/20/14*	MTSU	2	57	28.5	2	50
9/27/14*	at Ole Miss	0	0	0.0	0	0
10/4/14*	at Cincinnati	2	34	17.0	0	20
10/11/14*	Houston	4	38	9.5	0	20
10/25/14*	at SMU	2	28	14.0	0	14
10/31/14*	Tulsa	3	35	11.7	0	15
11/7/14	at Temple	2	4	2.0	0	3
11/15/14	at Tulane	1	11	11.0	0	11
11/22/14*	USF	2	21	10.5	0	18
11/29/14*	UConn	1	6	6.0	0	6
12/22/14*	vs BYU	3	69	23.0	1	47
9/5/15*	Missouri St	0	0	0.0	0	0
9/12/15*	at Kansas	2	39	19.5	0	21
9/19/15*	at BGSU	3	25	8.3	0	19
9/24/15*	Cincinnati	2	17	8.5	1	9
10/2/15*	at USF	2	6	3.0	0	6
10/17/15*	Ole Miss	6	41	6.8	1	13
10/23/15*	at Tulsa	3	12	4.0	0	7
10/31/15*	Tulane	3	46	15.3	0	19
11/7/15*	Navy	0	0	0.0	0	0
11/14/15*	at Houston	1	38	38.0	1	38
11/21/15*	at Temple	2	5	2.5	0	5



#4

RUNNING BACK

ROBERT DAVIS

R-SOPHOMORE • 1L

5-9 • 165

TAMPA, FLA.

CARROLLWOOD DAY HS

MAJOR: HEALTH SERVICES ADMINISTRATION


DA

DAVIS' GAME-BY-GAME RUSHING

Date	Opponent	No	Yds	Avg	TDs	LG
12/22/14	vs BYU					Did Not Play

DAVIS' GAME-BY-GAME RECEIVING

Date	Opponent	No	Yds	Avg	TDs	LG
8/30/14	Austin Peay					Did Not Play
9/6/14	at UCLA					Did Not Play
9/20/14	MTSU					Did Not Play
9/27/14*	at Ole Miss					Did Not Play
10/4/14	at Cincinnati					Did Not Play
10/11/14	Houston					Did Not Play
10/25/14	at SMU	1	8	8.0	0	8
10/31/14	Tulsa					Did Not Play
11/7/14	at Temple					Did Not Play
11/15/14	at Tulane	0	0	0.0	0	0
11/22/14	USF					Did Not Play
11/29/14	UConn	0	0	0.0	0	0
12/22/14	vs BYU					Did Not Play



#34

LINEBACKER

JACKSON DILLON

JUNIOR • 2L

6-6 • 245

RINGLING, OKLA.

RINGLING HS

MAJOR: ORGANIZATIONAL LEADERSHIP

DILLON'S CAREER DEFENSIVE STATISTICS

YR	G/S	UT	AT	TOT	PD	FR	FF	TFL	SK	INT
2013	12/8	20	9	29	2	0-0	0	5.5-13	1-7	0-0
2014	13/12	33	10	43	1	0-0	2	9.0-50	3.5-27	0-0
2015	11/11	22	9	31	0	1-0	0	4.5-13	0-0	0-0
Total	36/31	75	28	103	3	1-0	2	19-76	4.5-34	0-0

DILLON'S CAREER HIGHS

Tackles	11, BYU, Dec 22, 2014
Tackles for Loss	3, BYU, Dec 22, 2014
Sacks	2, BYU, Dec 22, 2014
Pass Breakups	1 (3x), SMU, Oct 25, 2014
Blocked Kick	1 (3x), Tulane (PAT), Oct 31, 2015
Force Fumbles	1 (2x), BYU, Dec 22, 2014
Fumble Recoveries	1, Missouri State, Sep 5, 2015

DILLON'S GAME-BY-GAME DEFENSE

Date	Opponent	UT	AT	TFL	SK	FF	PB	INT
9/7/13	Duke	0	0	0-0	0-0	0	0	0-0
9/14/13	at MTSU	0	0	0-0	0-0	0	0	0-0
9/21/13	Arkansas State	0	1	0-0	0-0	0	0	0-0
10/5/13	UCF	1	0	1-0	0-0	0	0	0-0
10/12/13*	at Houston	1	1	2-0	0-0	0	0	0-0
10/19/13*	SMU	3	1	4-1	0-0	0	0	0-0
10/30/13*	Cincinnati	4	4	8-0	0-0	0	1	0-0
11/9/13*	UT Martin	1	1	2-0	0-0	0	0	0-0
11/16/13*	at USF	4	0	4-2	0-0	0	0	0-0
11/23/13*	at Louisville	4	0	4-1	1-7	1-7	0	0-0
11/30/13*	Temple	2	1	3-1.5	0-0	0	0	0-0
12/7/13*	at UConn	0	0	0-0	0-0	0	1	0-0
8/30/14*	Austin Peay	1	0	1-0	0-0	0	0	0-0
9/6/14*	at UCLA	5	0	5-2.5	1-2	0	0	0-0
9/20/14*	MTSU	2	1	3-0	0-0	0	0	0-0
9/27/14	at Ole Miss	3	2	5-1.4	0-0	0	0	0-0
10/4/14*	at Cincinnati	1	0	1-0	0-0	0	0	0-0
10/11/14*	Houston	1	2	3-2.7	0.5-3	0	0	0-0
10/25/14*	at SMU	1	1	2-0	0-0	0	1	0-0
10/31/14*	Tulsa	0	1	1-0	0-0	0	0	0-0
11/7/14*	at Temple	2	0	2-0	0-0	0	0	0-0
11/15/14*	at Tulane	4	0	4-0	0-0	0	0	0-0
11/22/14*	USF	2	0	2-1.0	0-0	1	0	0-0
11/29/14*	UConn	3	0	3-0	0-0	0	0	0-0
12/22/14*	vs BYU	8	3	11-3.24	2-22	1	0	0-0
9/5/15*	Missouri St	2	0	2-0	0-0	0	0	0-0
9/12/15*	at Kansas	6	2	8-1.1	0-0	0	0	0-0
9/19/15*	at BGSU	2	2	4-0	0-0	0	0	0-0
9/24/15*	Cincinnati	2	1	3-0	0-0	0	0	0-0
10/2/15*	at USF	2	0	2-0	0-0	0	0	0-0
10/17/15*	Ole Miss	2	1	3-1.6	0-0	0	0	0-0
10/24/15*	at Tulsa	0	0	0-0	0-0	0	0	0-0
10/31/15*	Tulane	2	1	3-2.5	0-0	0	0	0-0
11/7/15*	Navy	3	1	4-0	0-0	0	0	0-0
11/14/15*	at Houston	0	1	1-0	0-0	0	0	0-0
11/21/15*	at Temple	1	0	1-0	0-0	0	0	0-0



#28

RUNNING BACK

DOROLAND DORCEUS

R-SOPHOMORE • 1L

5-10 • 215

NEW ORLEANS, LA.

SPRING (TEXAS) HS

MAJOR: MANAGEMENT

DORCEUS' CAREER RUSHING STATISTICS

YR	G/S	NO	YDS	AVG/C	TDs	LG	AVG/G
2013	9/1	30	173	5.8	0	34	19.2
2014	4/0	46	237	5.2	4	40	59.3
2015	11/5	136	580	4.3	8	35	52.7
Total	24/6	182	817	4.5	12	40	54.5

DORCEUS' CAREER RECEIVING STATISTICS

YR	G/S	NO	YDS	AVG/C	TDs	LG	REC/G	AVG/G
2013	9/1	0	0.0	0	0	0.0	0.0	0.0
2014	4/0	1	-2	0.0	0	0	0.2	0.0
2015	11/5	10	201	20.1	2	61	0.9	18.3
Total	24/6	11	199	18.1	2	61	0.5	13.3

DORCEUS' CAREER HIGHS

Rush Attempts	32, at Tulsa, Oct. 23, 2015
Rush Yards	138, at Tulsa, Oct. 23, 2015 (32 rushes)
Long Rush	40, at UCLA, Sep 6, 2014
Pass Receptions	2, Ole Miss, Oct 17, 2015
Receiving Yards	61, at Houston, Nov 14, 2015
Long Reception	61, at Houston, Nov 14, 2015
Total Offense Attempts	33, at Tulsa, Oct. 23, 2015
Total Offense Yards	177, at Houston, Nov 14, 2015
All-Purpose Yards	177, at Houston, Nov 14, 2015
Rushing Touchdowns	2 (3x), Last at Tulsa, Oct. 23, 2015
Receiving Touchdowns	1, 2x, last at Houston, Nov. 14, 2015

DORCEUS' GAME-BY-GAME RUSHING


Date	Opponent	No	Yds	Avg	TDs	LG
9/7/13	Duke					Did Not Play
9/14/13	at MTSU					Did Not Play
9/21/13	Arkansas State	5	24	4.8	0	7
10/5/13	UCF	0	0	0.0	0	0
10/12/13	at Houston	3	5	1.7	0	4
10/19/13	SMU	1	14	14.0	0	14
10/30/13	Cincinnati					Did Not Play
11/9/13	UT Martin	1	34	34.0	0	34
11/16/13*	at USF	8	51	6.4	0	26
11/23/13	at Louisville	3	9	3.0	0	4
11/30/13	Temple	3	9	3.0	0	8
12/7/13	at UConn	6	25	4.2	0	9
8/30/14	Austin Peay	10	41	4.1	2	9
9/6/14	at UCLA	13	86	6.6	1	40
9/20/14	MTSU	15	91	6.1	1	32
9/27/14	at Ole Miss	8	19	2.4	0	15
10/4/14	at Cincinnati					Did Not Play
10/11/14	Houston					Did Not Play
10/25/14	at SMU					Did Not Play
10/31/14	Tulsa					Did Not Play
11/7/14	at Temple					Did Not Play
11/15/14	at Tulane					Did Not Play
11/22/14	USF					Did Not Play
11/29/14	UConn					Did Not Play
12/22/14*	vs BYU					Did Not Play
9/5/15	Missouri St	6	19	3.2	2	9
9/12/15	at Kansas	7	49	7.0	1	14
9/19/15	at BGSU	16	75	4.7	1	17
9/24/15	Cincinnati	2	-1	0.0	0	1
10/2/15	at USF	13	33	2.5	0	11
10/17/15	Ole Miss	5	22	4.4	0	13
10/23/15*	at Tulsa	32	138	4.3	2	22
10/31/15*	Tulane	10	45	4.5	1	13
11/7/15*	Navy	12	69	5.8	0	14
11/14/15*	at Houston	26	116	4.5	1	35
11/21/15*	at Temple	7	15	2.1	0	6

DORCEUS' GAME-BY-GAME RECEIVING

Date	Opponent	No	Yds	Avg	TDs	LG
9/17/13	at Duke					Did Not Play
9/14/13	MTSU					Did Not Play
9/21/13	Arkansas State	0	0	0.0	0	0
10/5/13	UCF	0	0	0.0	0	0
10/12/13	Houston	0	0	0.0	0	0
10/19/13	SMU	0	0	0.0	0	0
10/30/13	Cincinnati	0	0	0.0	0	0
11/9/13	UT Martin	0	0	0.0	0	0
11/16/13*	USF	0	0	0.0	0	0
11/23/13	Louisville	0	0	0.0	0	0
11/30/13	Temple	0	0	0.0	0	0
12/7/13	UConn	0	0	0.0	0	0
8/30/14	Austin Peay	0	0	0.0	0	0
9/6/14	at UCLA	1	-2	-2	0	0
9/20/14	Middle Tennessee	0	0	0.0	0	0

DORCEUS' GAME-BY-GAME RECEIVING

Date	Opponent	No	Yds	Avg	TDs	LG
9/27/14	at Ole Miss	0	0	0.0	0	0
9/5/2015	Missouri State	0	0	0.0	0	0
9/12/15	at Kansas	1	8	8.0	0	8
9/19/15	at Bowling Green	0	0	0.0	0	0
9/24/15	Cincinnati	1	0	0.0	0	0
10/2/15	at USF	1	55	55.0	1	55
10/17/15	Ole Miss	2	23	11.5	0	13
10/23/15*	at Tulsa	1	7	7.0	0	7
10/31/15*	Tulane	1	17	17.0	0	17
11/7/15*	Navy	1	4	4.0	0	4
11/14/15*	at Houston	1	61	61.0	1	61
11/21/15*	at Temple	2	26	13.0	0	19



#95

DEFENSIVE END

MIKE EDWARDS

JUNIOR • TR

6-2 • 295

SUN PRAIRIE, WIS.

SUN PRAIRIE HS

IOWA WESTERN COMMUNITY COLLEGE

MAJOR: CRIMINOLOGY AND CRIMINAL JUSTICE

EDWARDS' CAREER DEFENSIVE STATISTICS

YR	G/S	UT	AT	TOT	PD	FR	FF	TFL	SK	INT
2015	11/0	8	6	14	0	0-0	1	2-10	0.5-7	0-0

EDWARDS' CAREER HIGHS

Tackles	2 (2x), Tulane, Oct 31, 2015
Tackles for Loss	1 vs Navy, Nov 7, 2015
Sacks	0.5, at Kansas, Sep 12, 2015
Fumbles Recovered	1, vs Missouri State, Sep 5, 2015

EDWARDS' GAME-BY-GAME DEFENSE

Date	Opponent	UT	AT	TFL	SK	FF	PB	INT
9/5/15	Missouri St.	1	1	2-0-0	0-0	0	0	0-0
9/12/15	at Kansas	2	2	4-0.5-7	0.5-7	0	0	0-0
9/19/15	at BGSU	0	1	1-0-0	0-0	0	0	0-0
9/24/15	Cincinnati	1	0	1-0-0	0-0	0	0	0-0
10/2/15	at USF	0	1	1-0-0	0-0	0	0	0-0
10/17/15	Ole Miss	0	0	0-0-0	0-0	0	0	0-0
10/23/15	at Tulsa	1	0	1-0-0	0-0	0	0	0-0
10/31/15	Tulane	1	1	2-0-0	0-0	0	0	0-0
11/7/15	Navy	1	0	1-1-2	0-0	0	0	0-0
11/14/15	at Houston	0	0	0-0-0	0-0	0	0	0-0
11/21/15	at Temple	1	0	1-0-0	0-0	0	0	0-0



#46

PLACE-KICKER

JAKE ELLIOTT

JUNIOR • 2L

5-10 • 165

WESTERN SPRINGS, ILL.

LYONS TOWNSHIP HS

MAJOR

ELLIOTT'S GAME-BY-GAME KICKING										
Date	Opponent	FG	LG	PAT	PTS	KO	AVG	TB	OB	
9/7/13	Duke	0-0	0	2-2	2	3	65.0	1	0	
9/14/13	at MTSU	3-3	41	0-0	9	4	64.0	2	0	
9/21/13	Arkansas State	1-1	23	4-4	7	6	61.2	2	0	
10/5/13	UCF	1-1	48	2-2	5	4	65.0	3	0	
10/12/13	at Houston	5-5	50	0-0	15	6	64.0	1	0	
10/19/13	SMU	1-2	52	2-2	5	3	61.0	0	0	
10/30/13	Cincinnati	0-0	0	3-3	3	4	62.2	2	1	
11/9/13	UT Martin	0-0	0	3-3	3	4	64.0	2	0	
11/16/13	at USF	3-3	56	2-2	11	6	56.0	1	0	
11/23/13	at Louisville	1-1	18	2-2	5	4	55.5	2	0	
11/30/13	Temple	0-1	0	3-3	3	4	65.0	4	0	
12/7/13	at UConn	1-1	43	1-1	4	2	65.0	1	1	
8/30/14	Austin Peay	0-0	0	9-9	9	10	64.5	6	0	
9/6/14	at UCLA	0-1	0	5-5	5	6	64.5	2	0	
9/20/14	MTSU	2-3	29	3-3	10	7	64.9	6	0	
9/27/14	at Ole Miss	1-1	40	0-0	3	2	65.0	1	0	
10/4/14	at Cincinnati	2-4	20	5-5	11	8	63.8	3	0	
10/11/14	Houston	1-2	31	3-3	6	5	64.0	2	0	
10/25/14	at SMU	2-2	37	5-5	11	7	62.7	5	2	
10/31/14	Tulsa	4-5	53	4-4	16	9	64.3	5	0	
11/7/14	at Temple	3-4	42	1-1	10	4	63.8	2	1	
11/15/14	at Tulane	1-2	22	5-5	8	7	62.3	5	0	
11/22/14	USF	1-3	35	4-4	7	6	65.0	5	0	
11/29/14	UConn	2-2	22	5-5	11	8	64.4	7	0	
12/2/14	vs BYU	2-3	54	7-7	13	8	63.8	2	0	
9/5/15	Missouri St	0-0	0	9-9	9	10	63.1	8	0	
9/12/15	at Kansas	2-2	32	7-7	13	10	64.9	8	0	
9/19/15	at BGUSU	3-3	52	5-5	14	9	64.4	6	1	
9/24/15	Cincinnati	1-1	40	6-6	9	9	65.1	7	0	
10/2/15	at USF	1-2	49	3-3	6	4	64.8	2	0	
10/17/15	Ole Miss	3-3	42	4-4	13	8	64.6	6	0	
10/23/15	at Tulsa	1-1	30	9-9	12	11	63.8	10	1	
10/31/15	Tulane	3-4	40	4-4	13	8	65.5	5	0	
11/7/15	Navy	2-2	40	2-2	8	5	64.4	4	0	
11/14/15	at Houston	2-3	41	4-4	10	7	65.0	7	0	
11/21/15	at Temple	4-5	46	0-0	12	5	63.8	3	0	



#77

OFFENSIVE LINE

TAYLOR FALLIN

SENIOR • 3L

6-6 • 330

BOWIE, MD.

BOWIE HS

HARGRAVE MILITARY ACADEMY

MAJOR: INTERDISCIPLINARY STUDIES

FALLIN'S CAREER OFFENSIVE LINE STATISTICS			
YR	GAMES/STARTS	PLAYS/TOTAL TEAM PLAYS	
2012	8/2	275/520	
2013	12/10	695/799	
2014	13/12	890/1,012	
2015	11/10	735/802	
Total	44/34	2,509/3,013	

FALLIN'S CAREER HIGHS	
Offensive Plays	96, at Tulsa, Oct. 23, 2015

FALLIN'S GAME-BY-GAME OFFENSIVE LINE		
Date	Opponent	Position - Plays
9/1/12	UT Martin	Special Teams
9/8/12	at Arkansas State	Did Not Play
9/15/12	Middle Tennessee	Special Teams
9/22/12	at Duke	Sixth OL - 3/50
10/6/12	Rice	Left Tackle - 37/65
10/13/12*	at East Carolina	Left Tackle - 69/69
10/20/12*	at UCF	Left Tackle - 67/73
10/27/12	SMU	Did Not Play
11/3/12	at Marshall	Did Not Play
11/10/12	Tulane	Did Not Play
11/17/12	at UAB	Left Tackle - 47/59
11/24/12	Southern Miss	Left Tackle - 52/62
9/7/13*	Duke	Left Tackle - 57/57
9/14/13*	at Middle Tennessee	Left Tackle - 76/76
9/21/13*	Arkansas State	Left Tackle - 65/71
10/5/13*	UCF	Left Tackle - 74/74
10/12/13*	at Houston	Left Tackle - 81/81
10/19/13*	SMU	Left Tackle - 76/76
10/30/13*	Cincinnati	Left Tackle - 61/61
11/9/13*	UT Martin	Left Tackle - 61/61
11/16/13*	at USF	Left Tackle - 52/52
11/23/13*	at Louisville	Left Tackle - 59/59
11/30/13	Temple	Left Tackle - 29/62
12/7/13	at UConn	Left Tackle - 4/69
8/30/14*	Austin Peay	Left Tackle - 48/82
9/6/14*	at UCLA	Left Tackle - 81/81
9/20/14*	MTSU	Left Tackle - 86/86
9/27/14*	at Ole Miss	Left Tackle - 62/62
10/4/14*	at Cincinnati	Left Tackle - 83/94
10/11/14*	Houston	Left Tackle - 78/78
10/25/14*	at SMU	Left Tackle - 62/80
10/31/14*	Tulsa	Left Tackle - 68/72
11/7/14*	at Temple	Left Tackle - 58/68
11/15/14*	at Tulane	Left Tackle - 55/65
11/22/14	USF	Left Tackle - 43/62
11/29/14*	UConn	Left Tackle - 72/85
12/2/14*	vs BYU	Left Tackle - 94/97

FALLIN'S GAME-BY-GAME OFFENSIVE LINE		
Date	Opponent	Position - Plays
9/5/15*	Missouri St	Left Tackle - 57/81
9/12/15*	at Kansas	Left Tackle - 70/79
9/19/15	at Bowling Green	Did Not Play
9/24/15*	Cincinnati	Left Tackle - 73/73
10/2/15*	at USF	Left Tackle - 72/72
10/17/15*	Ole Miss	Left Tackle - 94/94
10/23/15*	at Tulsa	Left Tackle - 96/96
10/31/15*	Tulane	Left Tackle - 79/83
11/7/15*	Navy	Left Tackle - 73/73
11/14/15*	at Houston	Left Tackle - 86/86
11/21/15*	at Temple	Left Tackle - 35/69



#41

WIDE RECEIVER

ISAIAH FARRIS

R-SENIOR • SQ

5-9 • 170


MEMPHIS, TENN.

OVERTON HS

MAJOR: INTERDISCIPLINARY STUDIES

FARRIS' CAREER RECEIVING STATISTICS								
YR	G/S	NO	YDS	AVG/C	TDS	LG	REC/G	AVG/G
2015	11/0	2	0	0.0	0	0	0.0	0.0
Total	11/0	2	0	0.0	0	0	0.0	0.0

FARRIS' CAREER HIGHS	
Tackles	2 vs. Temple, Nov 21, 2015



#5

WIDE RECEIVER

MOSE FRAZIER

R-SENIOR • 2L

5-11 • 190

MEMPHIS, TENN.

WHITEHAVEN HS

B.S., MANAGEMENT, MAY, 2015

FRAZIER'S CAREER RECEIVING STATISTICS								
YR	G/S	NO	YDS	AVG/C	TDS	LG	REC/G	AVG/G
2013	12/3	18	296	16.0	1	43	1.5	24.7
2014	13/7	47	506	10.8	3	42	3.6	38.9
2015	11/8	64	694	10.3	3	45	5.8	63.1
Total	36/18	129	1496	11.6	7	45	3.6	41.6

FRAZIER'S CAREER RUSHING STATISTICS							
YR	G/S	NO	YDS	AVG/C	TDS	LG	AVG/G
2013	12/3	1	16	16.0	0	16	1.3
2014	13/7	11	68	6.1	0	33	5.2
2015	11/8	12	80	6.7	2	60	7.3
Total	36/18	24	164	6.8	2	60	4.6

FRAZIER'S CAREER HIGHS	
Points Scored	12, Missouri St, Sep 5, 2015
Touchdowns	2, Missouri St, Sep 5, 2015
Rush Attempts	3 (3x), at Bowling Green, Sep 19, 2015
Rush Yards	64, at Kansas, Sep 12, 2015
Long Rush	60, at Kansas, Sep 12, 2015
Receptions	10 at Tulsa, Oct 23, 2015
Receiving Yards	128 at Tulsa, Oct 23, 2015
Receiving TDs	2, Missouri St, Sep 5, 2015
Long Reception	45 at Tulsa, Oct 23, 2015
All-Purpose Yards	141, at Kansas, Sep 12, 2015

FRAZIER'S GAME-BY-GAME RECEIVING						
Date	Opponent	No	Yds	Avg	TDs	LG
9/7/13	Duke	1	32	32.0	0	32
9/14/13*	at MTSU	0	0	0.0	0	0
9/21/13*	Arkansas State	2	35	17.5	0	28
10/5/13*	UCF	2	50	25.0	0	43
10/12/13*	at Houston	5	81	16.2	0	29
10/19/13	SMU	4	46	11.5	0	15
10/30/13	Cincinnati	0	0	0.0	0	0
11/9/13	UT Martin	2	31	15.5	0	19
11/16/13	at USF	0	0	0.0	0	0
11/23/13	at Louisville	1	8	8.0	0	8
11/30/13	Temple	1	13	13.0	0	13
12/7/13	at UConn	0	0	0.0	0	0
8/30/14	Austin Peay	4	55	16.0	1	18
9/6/14	at UCLA	3	15	5.0	0	6
9/20/14*	MTSU	4	39	9.8	0	15
9/27/14	at Ole Miss	1	5	5.0	0	5
10/4/14*	at Cincinnati	1	16	16.0	0	16
10/11/14*	Houston	3	37	12.3	0	19
10/25/14*	at SMU	2	13	6.5	0	15
10/31/14*	Tulsa	4	28	7.0	0	16
11/7/14*	at Temple	8	110	13.8	0	42

FRAZIER'S GAME-BY-GAME RECEIVING					
Date	Opponent	No	Yds	Avg	TDs
11/15/14*	at Tulane	5	59	11.8	1
11/22/14*	USF	3	82	27.3	1
11/29/14*	UConn	5	16	3.2	0
12/22/14	vs BYU	4	31	7.8	0
9/5/15*	Missouri St	6	89	14.8	2
9/12/15*	at Kansas	4	77	19.3	0
9/19/15*	at BGUSU	7	66	9.4	0
9/24/15*	Cincinnati	2	16	8.0	0
10/2/15*	at USF	2	31	15.5	0
10/17/15*	Ole Miss	8	83	10.4	1
10/23/15*	at Tulsa	10	128	12.8	0
10/31/15	Tulane	7	75	10.7	0
11/7/15	Navy	6	61	10.2	0
11/14/15	at Houston	4	33	8.3	0
11/21/15*	at Temple	6	35	5.8	0



#98

DEFENSIVE LINEMAN

JARED GENTRY

FRESHMAN • HS

6-2 • 325

OPELIKA, ALA.

OPELIKA HS

MAJOR: COMMUNICATION

GENTRY'S CAREER DEFENSIVE STATISTICS										
YR	G/S	UT	AT	TOT	PD	FR	FF	TFL	SK	INT
2015	9/0	6	1	7	0	0-0	0	0-0	0-0	0-0

GENTRY'S CAREER HIGHS	
Tackles	2 vs. Navy, Nov 7, 2015

GENTRY'S GAME-BY-GAME DEFENSE										
Date	Opponent	UT	AT	TT	TFL	SK	FF	PB	INT	
9/5/15	Missouri St.	1	0	1	0-0	0-0	0	0	0-0	
9/12/15	at Kansas	1	0	1	0-0	0-0	0	0	0-0	
9/19/15	at BGUSU				Did Not Play					
9/24/15	Cincinnati	0	0	0	0-0	0-0	0	0	0-0	
10/2/15	at USF	1	0	1	0-0	0-0	0	0	0-0	
10/17/15	Ole Miss				Did Not Play					
10/23/15	at Tulsa	1	0	1	0-0	0-0	0	0	0-0	
10/31/15	Tulane	0	0	0	0-0	0-0	0	0	0-0	
11/7/15	Navy	2	0	2	0-0	0-0	0	0	0-0	
11/14/15	at Houston	0	1	1	0-0	0-0	0	0	0-0	
11/21/15	at Temple	0	0	0	0-0	0-0	0	0	0-0	

HENDERSON'S CAREER HIGHS						
Rush Yards	112	at Tulsa, Oct 23, 2015				
Rushing Touchdowns	2	at Tulsa, Oct 23, 2015				
Long Rush	28	at Tulsa, Oct 23, 2015				
Receptions	2	vs Navy, Nov 7, 2015				
Receiving Yards	43	vs Tulane, Oct 31, 2015				
Long Reception	43	vs Tulane, Oct 31, 2015				
Receiving Touchdowns	1 (2x)	vs Tulane, Oct 31, 2015				
Total Offense Attempts	15 (2x)	last at Tulsa, Oct 23, 2015				
Total Offense Yards	133	at Tulsa, Oct 23, 2015				
All-Purpose Yards	151	at Tulsa, Oct 23, 2015				

HENDERSON'S GAME-BY-GAME RUSHING						
Date	Opponent	No	Yds	Avg	TDs	LG
9/5/15	Missouri St	15	81	4.9	1	26
9/12/15	at Kansas	11	77	7.0	1	16
9/19/15	at BGSU	Did Not Play				
9/24/15	Cincinnati	1	1	1.0	0	1
10/25/15*	at USF	0	0	0.0	0	0
10/17/15	Ole Miss	0	0	0.0	0	0
10/23/15	at Tulsa	14	112	8.0	2	28
10/31/15	Tulane	3	14	4.7	0	5
11/7/15	Navy	5	15	3.0	0	7
11/14/15	at Houston	Did Not Play				
11/21/15	at Temple	9	18	2.0	0	6

HENDERSON'S GAME-BY-GAME RECEIVING						
Date	Opponent	No	Yds	Avg	TDs	LG
9/5/15	Missouri St	0	0	0.0	0	0
9/12/15	at Kansas	0	0	0.0	0	0
9/19/15	at Bowling Green	Did Not Play				
9/24/15	Cincinnati	1	4	4.0	0	4
10/2/15	at USF	0	0	0.0	0	0
10/17/15	Ole Miss	0	0	0.0	0	0
10/23/15	at Tulsa	1	21	21.0	1	21
10/31/15	Tulane	1	43	43.0	1	43
11/7/15	Navy	2	11	5.5	0	6
11/14/15	at Houston	Did Not Play				
11/21/15	at Temple	1	4	4.0	0	4

#10 QUARTERBACK						
CLAY HOLGORSSEN						
R-FRESHMAN • SQ						
6-1 • 195						
KATY, TEXAS						
JAMES E. TAYLOR HS						
MAJOR: UNDECLARED						

HOLGORSSEN'S CAREER PASSING STATISTICS										
YR	G/S	CMP	ATT	INT	YDS	TD	LG	PCT	AVG/P	AVG/G
2015	3/0	10	12	0	111	1	17	83.3	11.1	37.0

HOLGORSSEN'S CAREER RUSHING STATISTICS						
YR	G/S	NO	YDS	AVG/C	TDs	LG
2015	3/0	2	6	3.0	0	3

HOLGORSSEN'S CAREER HIGHS						
Pass Attempts	8	Missouri St, Sep 5, 2015				
Pass Completions	7	Missouri St, Sep 5, 2015				
Pass Yards	80	Missouri St, Sep 5, 2015				
Pass TDs	1	Missouri St, Sep 5, 2015				
Long Pass	17	Missouri St, Sep 5, 2015				
Total Offense Attempts	8, (8 pass, 0 run)	Missouri St, Sep 5, 2015				
Total Offense Yards	80, (80 pass, 0 run)	Missouri St, Sep 5, 2015				

HOLGORSSEN'S GAME-BY-GAME PASSING						
Date	Opponent	Att	Comp	Yds	INT	TD
9/5/15	Missouri St	8	7	80	0	1
9/12/15	at Kansas	2	2	16	0	0
10/31/15	Tulane	1	2	15	0	0

#91 DEFENSIVE LINE						
RICKY HUNTER						
R-SENIOR • 3L						
6-3 • 290						
AUBURN, ALA.						
LOACHAPOKA HS						
MAJOR: INTERDISCIPLINARY STUDIES						

HUNTER'S CAREER DEFENSIVE STATISTICS												
YR	G/S	UT	AT	TOT	PD	FR	FF	TFL	SK	INT		
2012	12/5	12	13	25	1	1-0	1	6.5-47	3-36	0-0		
2013	12/8	23	13	36	0	1-0	0	12.5-44	4.5-25	0-0		
2014	13/2	14	4	18	2	0-0	0	7.5-20	3.5-9	0-0		
2015	11/7	15	7	22	1	0-0	1	3.5-16	2-13	0-0		
Total	47/21	64	37	101	4	2-0	2	30-127	13-83	0-0		

HUNTER'S CAREER HIGHS						
Tackles	8	Temple, Nov 30, 2013				
Sacks	1.5	Temple, Nov 30, 2013				
Tackles for Loss	3.0	UT Martin, Nov 9, 2013				
Fumbles Forced	1, 2 times	last vs Ole Miss, Oct 17, 2015				
Fumbles Recovered	1 (2x)	Houston, Oct 12, 2013				
Pass Breakups	1 (3x)	Houston, Oct 11, 2014				
All-Purpose Yards	6	SMU, Oct 19, 2013				
Kick Returns	1 (2x)	UT Martin, Nov 9, 2013				
Kick Return Yards	6	SMU, Oct 19, 2013				
Long Kick Return	6	SMU, Oct 19, 2013				

HUNTER'S GAME-BY-GAME DEFENSE												
Date	Opponent	UT	AT	TT	TFL	SK	FF	PB	INT			
9/8/12	UT Martin	0	4	4	0-0	0-0	0	0	0-0			
9/8/12*	at Arkansas St	0	1	1	0-0	0-0	0	0	0-0			
9/15/12*	MTSU	1	0	1	0-0	0-0	0	0	0-0			
9/22/12	at Duke	2	2	4	1-2	0-0	0	0	0-0			
10/6/12	Rice	1	0	1	0-0	0-0	0	0	0-0			
10/13/12*	at ECU	2	0	2	2-14	1-13	1	1	0-0			
10/20/12*	at UCF	1	0	1	1-4	0-0	0	0	0-0			
10/27/12*	SMU	1	2	3	0-0	0-0	0	0	0-0			
11/3/12	at Marshall	1	0	1	1-11	1-11	0	0	0-0			
11/10/12	Tulane	1	0	1	0-0	0-0	0	0	0-0			
11/17/12	at UAB	2	0	2	1-12	1-12	0	0	0-0			
11/24/12	Southern Miss	0	4	4	0.5-4	0-0	0	1	0-0			
9/7/13	Duke	0	0	0	0-0	0-0	0	0	0-0			
9/14/13	at MTSU	3	0	3	1-2	0-0	0	0	0-0			
9/21/13	Arkansas State	1	1	2	0-0	0-0	0	0	0-0			
10/5/13	UCF	0	0	0	0-0	0-0	0	0	0-0			
10/12/13*	at Houston	0	4	4	0.5-2	0-0	0	0	0-0			
10/19/13*	SMU	3	1	4	0.5-1	0-0	0	0	0-0			
10/30/13*	Cincinnati	2	1	3	2-3	1-2	0	0	0-0			
11/9/13*	UT Martin	4	0	4	3-11	1-9	0	0	0-0			
11/16/13*	at USF	0	0	0	0-0	0-0	0	0	0-0			
11/23/13*	at Louisville	4	0	4	2-4	1-2	0	0	0-0			
11/30/13*	Temple	4	4	8	2.5-15	1.5-12	0	0	0-0			
12/7/13	UConn	2	2	4	1-6	0-0	0	0	0-0			
8/30/14	Austin Peay	0	0	0	0-0	0-0	0	0	0-0			
9/6/14	at UCLA	1	0	1	1-3	0-0	0	0	0-0			
9/20/14*	MTSU	1	1	2	0-0	0-0	0	0	0-0			
9/27/14*	at Ole Miss	2	0	2	1-4	0-0	0	0	0-0			
10/4/14	at Cincinnati	1	2	3	0-0	0-0	0	1	0-0			
10/11/14	Houston	2	1	3	1.5-5	0.5-2	0	1	0-0			
10/25/14	at SMU	2	0	2	1-2	1-2	0	0	0-0			
10/31/14	Tulsa	2	0	2	1-9	1-9	0	0	0-0			
11/7/14	at Temple	0	0	0	0-0	0-0	0	0	0-0			
11/15/14	at Tulane	1	0	1	1-1	0-0	0	0	0-0			
11/22/14	USF	1	0	1	1-4	1-4	0	0	0-0			
11/29/14	UConn	0	0	0	0-0	0-0	0	0	0-0			
12/22/14	vs BYU	1	0	1	0-0	0-0	0	0	0-0			
9/5/15*	Missouri St	1	0	1	0-0	0-0	0	0	0-0			
9/12/15	at Kansas	0	0	0	0-0	0-0	0	0	0-0			
9/19/15	at BGSU	1	2	3	0.5-2	0-0	0	0	0-0			
9/24/15*	Cincinnati	2	0	2	1-2	0-0	0	0	0-0			
10/2/15	at USF	0	2	2	0-0	0-0	0	0	0-0			
10/17/15	Ole Miss	1	0	1	1-9	1-9	1	0	0-0			
10/23/15*	at Tulsa	1	0	1	0-0	0-0	0	0	0-0			
10/31/15*	Tulane	3	1	4	0-0	0-0	0	0	0-0			
11/7/15*	Navy	3	0	3	0-0	0-0	0	0	0-0			
11/14/15*	at Houston	1	1	2	1-4	1-4	0	0	0-0			
11/21/15*	at Temple	2	1	3	0-0	0-0	0	0	0-0			


#83 WIDE RECEIVER						
DANIEL HURD						
R-JUNIOR • 2L						
6-2 • 220						
MEMPHIS, TENN.						
WOODDALE HS						
MAJOR: SUPPLY CHAIN MANAGEMENT						

HURD'S CAREER RECEIVING STATISTICS										
YR	G/S	NO	YDS	AVG/C	TDs	LG	REC/G	AVG/G		
2013	11/2	8	91	11.4	0	27	0.7	8.3		
2014	5/0	1	28	28.0	0	28	0.2	5.6		
2015	6/0	3	42	14.0	0	20	0.5	7.0		
Total	22/2	12	161	13.4	0	28	0.5	7.7		

HURD'S CAREER HIGHS	
Receptions	2 (2x), last vs SMU, Oct 19, 2013
Receiving Yards	32, Arkansas State, Sep 21, 2013 (2 rec)
Long Reception	28, vs Austin Peay, Aug 30, 2014
All-Purpose Yards	32, Arkansas State, Sep 21, 2013
Tackles	1 (2x), last vs UT Martin, Nov 9, 2013

JACOBS' GAME-BY-GAME PUNTING

Date	Opponent	No	Yds	Avg	LG	TB	FC	50+	I20
10/4/14	at Cincinnati	2	51	25.5	28	2	2	0	2
10/11/14	Houston	1	42	42.0	42	0	0	0	1
10/25/14	at SMU				Did Not Play				
10/31/14	Tulsa	1	32	32.0	32	0	1	0	1
11/7/14	at Temple	1	34	34.0	34	0	0	0	1
11/15/14	at Tulane	1	26	26.0	26	0	1	0	1
11/22/14	USF	3	109	36.3	42	0	1	0	3
11/29/14	UConn	1	30	30.0	30	0	1	0	1
12/22/14	vs BYU	1	36	36.0	36	0	0	0	1
9/5/15	Missouri St				Did Not Play				
9/12/15	at Kansas	1	47	47.0	47	1	0	0	0
9/19/15	at BGSU	0	0	0.0	0	0	0	0	0
9/24/15	Cincinnati				Did Not Play				
10/2/15	at USF	6	216	36.0	41	0	4	0	6
10/17/15	Ole Miss	1	29	29.0	29	0	0	0	1
10/23/15	at Tulsa	3	120	40.0	46	2	1	0	1
10/31/15	Tulane	1	42	42.0	42	0	0	0	1
11/7/15	Navy				Did Not Play				
11/14/15	at Houston				Did Not Play				



#15

DEFENSIVE END

CHRISTIAN JOHNSON

R-SOPHOMORE • 1L

6-5 • 255

MEMPHIS, TENN.

SOUTHWIND HS

MAJOR: INTERDISCIPLINARY STUDIES

JOHNSON'S CAREER DEFENSIVE STATISTICS

YR	G/S	UT	AT	TOT	PD	FR	FF	TFL	SK	INT
2014	7/0	0	0	0	0	0-0	0	0-0	0-0	0-0
2015	11/9	15	5	20	1	1-0	0	5.5-24	3-20	0-0
Total	18/9	15	5	20	1	1-0	0	5.5-24	3-20	0-0

JOHNSON'S CAREER HIGHS

Tackles	5, at Temple, Nov. 21, 2015
Sacks	1, 3x, last at Houston, Nov. 14, 2015
Tackles for Loss	2.5, Ole Miss, Oct 17, 2015

JOHNSON'S GAME-BY-GAME DEFENSE

Date	Opponent	UT	AT	TOT	PD	FR	FF	TFL	SK	INT
9/5/15	Missouri St.	1	0	1	0-0	0-0	0	0	0	0-0
9/12/15	at Kansas	0	1	1	0-0	0-0	0	0	0	0-0
9/19/15*	at BGSU	1	1	2	1-6	1-6	0	0	0	0-0
9/24/15*	Cincinnati	1	0	1	0-0	0-0	0	0	0	0-0
10/2/15*	at USF	1	0	0	0-0	0-0	0	0	0	0-0
10/17/15*	Ole Miss	3	1	4	2-5	1-5	0	0	0	0-0
10/23/15*	at Tulsa	0	0	0	0-0	0-0	0	0	0	0-0
10/31/15*	Tulane	0	0	0	0-0	0-0	0	0	0	0-0
11/7/15*	Navy	0	1	1	0-0	0-0	0	0	0	0-0
11/14/15*	at Houston	4	0	4	2-11	1-9	0	0	0	0-0
11/21/15*	at Temple	4	1	5	0-0	0-0	0	0	0	0-0



#87

WIDE RECEIVER

TEVIN JONES

R-SENIOR • 3L

6-2 • 225

LEAGUE CITY, TEXAS

CLEAR CREEK HS

MAJOR: INTERDISCIPLINARY STUDIES

JONES' CAREER RECEIVING STATISTICS

YR	G/S	NO	YDS	AVG/C	TDS	LG	REC/G	AVG/G
2011	1/0	0	0	0.0	0	0	0.0	0.0
2012	12/1	10	165	16.5	1	52	0.8	13.8
2013	12/7	25	292	11.7	1	45	2.1	24.3
2014	13/10	33	442	13.4	3	33	2.5	34.0
2015	11/8	19	300	15.8	4	58	1.9	27.3
Total	49/26	87	1199	13.8	9	58	1.8	24.5

JONES' CAREER RUSHING STATISTICS

YR	G/S	NO	YDS	AVG/C	TDS	LG	AVG/G
2011	1/0	0	0	0.0	0	0	0.0
2012	12/1	10	32	3.2	1	9	2.7
2013	12/7	2	12	6.0	0	8	1.0
2014	13/10	1	0	0.0	0	0	0.0
2015	11/8	8	41	5.1	1	25	4.1
Total	49/26	21	94	4.0	2	25	1.7

JONES' CAREER HIGHS

Points Scored	12, at Tulsa, Oct 23, 2015
Touchdowns	2, at Tulsa, Oct 23, 2015
Rush Attempts	3, 3x, last at Houston, Nov 14, 2015
Rush Yards	30 at Houston, Nov 14, 2015
Rush TDs	1, 2 x, last at Houston, Nov 14, 2015
Long Rush	25 at Houston, Nov 14, 2015

JONES' CAREER HIGHS

Receptions	6, Houston, Oct 11, 2014
Receiving Yards	88, Southern Miss, Nov 24, 2012 (4 rec)
Receiving TDs	2 at Tulsa, Oct 23, 2015
Long Reception	58, at Tulsa, Oct 23, 2015
Total Offense Attempts	5, 2 times, last at Houston (3 rush, 2 rec.)
Total Offense Yards	88, Southern Miss, Nov 24, 2012
All-Purpose Yards	107, Southern Miss, Nov 24, 2012
Blocked Kicks	1 (2x), last: Temple, Nov 7, 2014

JONES' GAME-BY-GAME RECEIVING

Date	Opponent	No	Yds	Avg	TDs	LG
9/1/12	UT Martin	0	0	0.0	0	0
9/8/12	at Arkansas State	0	0	0.0	0	0
9/15/12	Middle Tennessee	0	0	0.0	0	0
9/22/12	at Duke	1	4	4.0	0	4
10/6/12	Rice	2	5	2.5	0	4
10/13/12*	at East Carolina	0	0	0.0	0	0
10/20/12	at UCF	0	0	0.0	0	0
10/27/12	SMU	1	5	5.0	0	5
11/3/12	at Marshall	1	11	11.0	0	11
11/10/12	Tulane	1	52	52.0	1	52
11/17/12	at UAB	0	0	0.0	0	0
11/24/12	Southern Miss	4	88	22.0	0	38
9/7/13*	Duke	2	49	24.5	0	45
9/14/13*	at MTSU	5	55	11.0	0	17
9/21/13*	Arkansas State	1	3	3.0	0	3
10/5/13*	UCF	4	63	15.8	0	24
10/12/13	at Houston	4	49	12.3	0	23
10/19/13*	SMU	1	9	9.0	0	9
10/30/13*	Cincinnati	3	27	9.0	1	11
11/9/13*	UT Martin	1	8	8.0	0	8
11/16/13	at USF	1	9	9.0	0	9
11/23/13	at Louisville	0	0	0.0	0	0
11/30/13	Temple	1	7	7.0	0	7
12/7/13	at UConn	2	13	6.5	0	8
8/30/14*	Austin Peay	4	31	7.8	0	14
9/6/14*	at UCLA	3	74	24.7	0	33
9/20/14	MTSU	1	1	1.0	0	1
9/27/14	at Ole Miss	1	4	4.0	0	4
10/4/14*	at Cincinnati	5	70	14.0	1	23
10/11/14*	Houston	6	72	12.0	1	18
10/25/14*	at SMU	5	70	14.0	0	22
10/31/14*	Tulsa	2	34	17.0	0	22
11/7/14*	at Temple	2	18	9.0	0	12
11/15/14*	Tulane	2	52	26.0	0	30
11/22/14*	at USF	1	4	4.0	0	4
11/29/14*	UConn	1	12	12.0	1	12
12/2/14*	vs BYU	0	0	0.0	0	0
9/15/15*	Missouri St	0	0	0.0	0	0
9/12/15*	at Kansas	2	21	10.5	0	15
9/19/15*	at BGSU	3	98	32.7	1	48
9/24/15*	Cincinnati	4	64	16.0	0	21
10/2/15*	USF	1	7	7.0	0	7
10/17/15*	Ole Miss	1	7	7.0	0	7
10/23/15	at Tulsa	4	77	19.3	2	58
10/31/15	Tulane	1	1	1.0	0	1
11/7/15	Navy	1	10	10.0	0	10
11/14/15*	at Houston	2	15	7.5	0	11
11/21/15*	at Temple	0	0	0.0	0	0

JONES' GAME-BY-GAME RUSHING

Date	Opponent	No	Yds	Avg	TDs	LG
9/22/12	Duke	1	2	2.0	1	2
10/6/12	Rice	3	11	3.7	0	6
10/13/12*	at East Carolina	2	1	0.5	0	2
11/10/12	Tulane	1	-1	-1.0	0	0
11/24/12	Southern Miss	3	19	6.3	0	9
9/14/13	at MTSU	1	4	4.0	0	4
10/30/13	Cincinnati	1	8	8.0	0	8
10/25/14*	SMU	1	0	0.0	0	0
10/23/15	at Tulsa	1	1	1.0	0	1
10/31/15	Tulane	1	10	10.0	0	10
11/14/15*	at Houston	3	30	10.0	1	25
11/21/15*	at Temple	0	0	0.0	0	0



#43

DEFENSIVE BACK

DEANDRE JORDAN

SOPHOMORE • TR

6-0 • 200

SYLMAR, CALIF.

SYLMAR HS

PIERCE COLLEGE

MAJOR: UNDECLARED

JORDAN'S CAREER DEFENSIVE STATISTICS


YR	G/S	UT	AT	TOT	PD	FR	FF	TFL	SK	INT
2015	8/0	1	0	1	0	0-0	0	0-0	0-0	0-0

JORDAN'S CAREER HIGHS

Tackles	1, vs Missouri St, Sep 5, 2015
---------	--------------------------------

JORDAN'S GAME-BY-GAME DEFENSE

Date	Opponent	UT	AT	TOT	TFL	SK	FF	PB	INT
9/5/15	Missouri St.	1	0	1	0-0	0-0	0	0	0-0
9/12/15	at Kansas	0	0	0	0-0	0-0	0	0	0-0
9/19/15	at BGSU				Did Not Play				
9/24/15	Cincinnati	0	0	0	0-0	0-0	0	0	0-0
10/2/15	at USF	0	0	0	0-0	0-0	0	0	0-0
10/17/15	Ole Miss				Did Not Play				
10/23/15	at Tulsa	0	0	0	0-0	0-0	0	0	0-0
10/31/15	Tulane	0	0	0	0-0	0-0	0	0	0-0
11/7/15	Navy	0	0	0	0-0	0-0	0	0	0-0
11/14/15	at Houston	0	0	0	0-0	0-0	0	0	0-0
11/21/15	at Temple				Did Not Play				



#57

OFFENSIVE LINE

ALEXANDER KARR

R-SOPHOMORE • 1L

6-5 • 285

BARTLETT, TENN.

CHRISTIAN BROTHERS HS

MAJOR: MARKETING MANAGEMENT

KARR'S CAREER OFFENSIVE LINE STATISTICS

YR	GAMES/STARTS	PLAYS/TOTAL TEAM PLAYS
2014	3/0	30/915
2015	2/0	4/83, special teams

KARR'S CAREER HIGHS

Offensive Plays	18, vs Austin Peay, Aug 30, 2014
-----------------	----------------------------------

KARR'S GAME-BY-GAME OFFENSIVE LINE

Date	Opponent	Position - Plays
8/30/14	Austin Peay	Right Tackle - 18/82
9/6/14	at UCLA	Did Not Play
9/20/14	MTSU	Did Not Play
9/27/14	at Ole Miss	Did Not Play
10/4/14	Cincinnati	Did Not Play
10/11/14	Houston	Did Not Play
10/25/14	at SMU	Right Tackle - 9/80
10/31/14	Tulsa	Did Not Play
11/7/14	at Temple	Did Not Play
11/15/14	at Tulane	Did Not Play
11/22/14	USF	Did Not Play
11/29/14	UConn	Right Tackle - 3/85
12/2/14	vs BYU	Did Not Play
9/24/15	Cincinnati	Special Teams
10/31/15	Tulane	4/83 - Left Tackle



#71

OFFENSIVE LINE

GABE KUHN

R-SOPHOMORE • 1L

6-4 • 295

WILDWOOD, MO.


LAFAYETTE HS

MAJOR: JOURNALISM / NEWS

KUHN'S CAREER OFFENSIVE LINE STATISTICS

YR	GAMES/STARTS	PLAYS/TOTAL TEAM PLAYS
2014	13/13	797/1,012
2015	10/10	704/815
Total	23/23	1,501/1,827


KUHN'S GAME-BY-GAME OFFENSIVE LINE		
Date	Opponent	Position - Plays
10/23/15*	at Tulsa	Right Guard - 75/96
10/31/15*	Tulane	Right Guard - 79/83
11/7/15*	Navy	Right Guard - 73/73
11/14/15*	at Houston	Right Guard - 72/86
11/21/15*	at Temple	Right Guard - 69/69

#54	OFFENSIVE LINEMAN
	DREW KYSER
	FRESHMAN • HS
	6-5 • 300
	OPELIKA, ALA.
	OPELIKA HS
MAJOR: HISTORY	

KYSER'S CAREER OFFENSIVE LINE STATISTICS		
YR	GAMES/STARTS	PLAYS/TOTAL TEAM PLAYS
2015	11/10	833/892

KYSER'S CAREER HIGHS	
Offensive Plays	94, vs Ole Miss, Sep 17, 2015


KYSER'S GAME-BY-GAME OFFENSIVE LINE		
Date	Opponent	Position - Plays
9/5/15*	Missouri St	Center - 63/81
9/12/15	at Kansas	Center - 66/79
9/19/15*	at Bowling Green	Center - 90/90
9/24/15*	Cincinnati	Center - 73/73
10/2/15*	at USF	Center - 72/72
10/17/15*	Ole Miss	Center - 94/94
10/23/15*	at Tulsa	Center - 82/96
10/31/15*	Tulane	Center - 79/83
11/7/15*	Navy	Center - 73/73
11/14/15*	at Houston	Center - 72/86
11/21/15*	at Temple	Center - 69/69

#12	DEFENSIVE BACK
	CHAUNCEY LANIER
	R-JUNIOR • 2L
	5-10 • 185
	DAVIE, FLA.
	NOVA HS
MAJOR: SPORTS MANAGEMENT	

LANIER'S CAREER DEFENSIVE STATISTICS											
YR	G/S	UT	AT	TOT	PD	FR	FF	TFL	SK	INT	
2013	7/0	0	0	0	0	0-0	0	0-0	0-0	0-0	0-0
2014	13/0	0	1	1	0	0-0	0	0-0	0-0	0-0	0-0
2015	11/6	26	8	34	5	0-0	0	1-1	1-1	0-0	0-0
Total	316	26	9	35	5	0-0	0	1-1	1-1	0-0	0-0

LANIER'S CAREER HIGHS	
Tackles	7, at Temple, Nov 21, 2015
Pass Breakups	3, at Bowling Green, Sep 19, 2015
Sacks	1, vs Tulane, Oct 31, 2015
Tackles for Loss	1, vs Tulane, Oct 31, 2015


LANIER'S GAME-BY-GAME DEFENSE											
Date	Opponent	UT	AT	TT	TFL	SK	FF	PB	INT		
8/30/14	Austin Peay	0	1	1	0-0	0-0	0	0	0-0	0-0	0-0
9/6/14	at UCLA	0	0	0	0-0	0-0	0	0	0-0	0-0	0-0
9/20/14	MTSU	0	0	0	0-0	0-0	0	0	0-0	0-0	0-0
9/27/14	at Ole Miss	0	0	0	0-0	0-0	0	0	0-0	0-0	0-0
10/4/14	at Cincinnati	0	0	0	0-0	0-0	0	0	0-0	0-0	0-0
10/11/14	Houston	0	0	0	0-0	0-0	0	0	0-0	0-0	0-0
10/25/14	at SMU	0	0	0	0-0	0-0	0	0	0-0	0-0	0-0
10/31/14	Tulsa	0	0	0	0-0	0-0	0	0	0-0	0-0	0-0
11/7/14	at Temple	0	0	0	0-0	0-0	0	0	0-0	0-0	0-0
11/15/14	at Tulane	0	0	0	0-0	0-0	0	0	0-0	0-0	0-0
11/22/14	USF	0	0	0	0-0	0-0	0	0	0-0	0-0	0-0
11/29/14	UConn	0	0	0	0-0	0-0	0	0	0-0	0-0	0-0
12/22/14	vs BYU	0	0	0	0-0	0-0	0	0	0-0	0-0	0-0
9/5/15	Missouri St	1	0	1	0-0	0-0	0	0	0-0	0-0	0-0
9/12/15*	at Kansas	5	0	5	0-0	0-0	0	0	0-0	0-0	0-0
9/19/15	at BGSU	4	0	4	0-0	0-0	0	3	0-0	0-0	0-0
9/24/15*	Cincinnati	3	0	3	0-0	0-0	0	0	0-0	0-0	0-0
10/2/18*	at USF	2	1	3	0-0	0-0	0	0	0-0	0-0	0-0
10/17/15	Ole Miss	1	0	1	0-0	0-0	0	0	0-0	0-0	0-0
10/23/15	at Tulsa	2	0	2	0-0	0-0	0	0	0-0	0-0	0-0
10/31/15	Tulane	4	1	5	1-1	1-1	0	0	0-0	0-0	0-0
11/7/15*	Navy	0	0	0	0-0	0-0	0	0	0-0	0-0	0-0
11/14/15*	at Houston	2	1	3	0-0	0-0	0	1	0-0	0-0	0-0
11/21/15*	at Temple	2	5	7	0-0	0-0	0	1	0-0	0-0	0-0

#34	RUNNING BACK
	DARIUS LEE
	R-SENIOR • SQ
	5-9 • 175
	TAMPA, FLA.
	BRANDON SENIOR HS
	CENTRAL CONNECTICUT STATE
MAJOR: COMMUNICATIONS STUDIES	

LEE'S CAREER RUSHING STATISTICS							
YR	G/S	NO	YDS	AVG/C	TDs	LG	AVG/G
2015	2/0	2	6	3.0	0	4	1.0

LEE'S CAREER HIGHS	
Rush Attempts	1, vs Missouri St, Sep 5, 2015
Rush Yards	4, vs Missouri St, Sep 5, 2015
Long Rush	4, vs Missouri St, Sep 5, 2015

LEE'S GAME-BY-GAME RUSHING						
Date	Opponent	No	Yds	Avg	TDs	LG
9/5/15	Missouri St	1	4	4.0	0	4
11/7/15	Navy	1	2	2.0	0	2

#12	QUARTERBACK
	PAXTON LYNCH
	R-JUNIOR • 2L
	6-7 • 245
	DELTONA, FLA.
	TRINITY CHRISTIAN ACADEMY
MAJOR: SPORTS MANAGEMENT	

LYNCH'S CAREER PASSING STATISTICS											
YR	G/S	CMP	ATT	INT	YDS	TD	LG	PCT	AVG/PA	AVG/G	
2013	12/12	203	349	10	2,056	9	47	58.2	5.9	171.3	
2014	13/13	259	413	9	3,031	22	54	62.7	7.3	233.1	
2015	11/11	271	392	3	3,448	21	82	69.1	8.8	313.5	
Total	36/36	733	1154	22	8,535	52	82	63.5	7.4	237.1	


LYNCH'S CAREER RUSHING STATISTICS							
YR	G/S	NO	YDS	AVG/C	TDs	LG	AVG/G
2013	12/12	88	127	1.4	2	24	10.6
2014	13/13	113	321	2.8	13	29	24.6
2015	11/11	81	233	2.9	2	23	21.2
Total	36/36	282	681	2.4	17	29	18.9

LYNCH'S CAREER HIGHS	
Rush Attempts	15, Houston, Oct 11, 2014
Rush Yards	51, USF, Nov 16, 2013
Rushing TDs	3, BYU, Dec 22, 2014
Long Rush	29, Tulane, Nov 15, 2014
Pass Attempts	53, Ole Miss, Oct 17, 2015
Pass Completions	39, Ole Miss, Oct 17, 2015
Pass Yards	447, at Tulsa, Oct 23, 2015
Pass TDs	4 (3x), at Tulsa, Oct 23, 2015
Had Intercepted	3 (2x), BYU, Dec 22, 2014
Long Pass	82, Cincinnati, Sep 24, 2015
Total Offense Attempts	61, Ole Miss, Oct 17, 2015
Total Offense Yards	464, Cincinnati, Sep 24, 2015 (52 rush, 412 pass)
All-Purpose Yards	51, at USF, Nov 16, 2013

LYNCH'S GAME-BY-GAME PASSING											
Date	Opponent	Att	Comp	Yds	INT	TD	LG				
9/7/13*	Duke	24	14	148	0	0	45				
9/14/13*	at MTSU	27	19	170	2	1	26				
9/21/13*	Arkansas State	26	17	176	0	1	28				
10/5/13*	UCF	38	20	279	2	0	43				
10/12/13*	at Houston	41	21	222	0	0	29				
10/19/13*	SMU	36	26	198	1	1	16				
10/30/13*	Cincinnati	33	17	140	1	2	16				
11/9/13*	UT Martin	22	15	189	1	1	32				
11/16/13*	at USF	13	6	59	1	0	15				
11/23/13*	at Louisville	23	11	144	1	1	47				
11/30/13*	Temple	29	19	162	0	1	25				
12/7/13*	UConn	18	37	169	1	1	34				
8/30/14*	Austin Peay	27	20	242	1	2	39				
9/6/14*	at UCLA	41	27	305	0	1	33				
9/20/14*	MTSU	35	21	219	1	2	50				
9/27/14*	at Ole Miss	31	13	81	1	0	42				
10/4/14*	at Cincinnati	25	18	311	0	2	43				
10/11/14*	Houston	37	23	243	3	2	20				
10/25/14*	at SMU	23	17	307	0	1	54				
10/31/14*	Tulsa	31	18	183	0	0	30				
11/7/14*	at Temple	28	21	230	0	1	42				
11/15/14*	at Tulane	25	14	178	0	1	38				
11/22/14*	USF	23	18	232	0	2	42				
11/29/14*	UConn	41	22	194	0	4	21				
12/22/14*	vs BYU	46	24	306	3	4	47				
9/5/15*	Missouri St	12	8	78	0	1	32				
9/12/15*	at Kansas	25	22	354	0	2	42				

LYNCH'S GAME-BY-GAME PASSING							
Date	Opponent	Att	Comp	Yds	INT	TD	LG
9/19/15*	at BGSU	40	29	386	0	3	60
9/24/15*	Cincinnati	36	24	412	0	2	82
10/2/15*	at USF	33	20	305	0	2	55
10/17/15*	Ole Miss	53	39	387	1	3	36
10/23/15*	at Tulsa	44	32	447	0	4	58
10/31/15*	Tulane	42	26	343	0	1	43
11/7/15*	Navy	42	26	305	1	1	60
11/14/15*	at Houston	31	20	278	1	2	61
11/21/15*	at Temple	34	25	156	0	0	21

LYNCH'S GAME-BY-GAME RUSHING						
Date	Opponent	No	Yds	Avg	TDs	LG
9/7/13*	Duke	8	29	3.6	0	11
9/14/13*	MTSU	13	1	0.1	0	9
9/21/13*	Arkansas State	4	14	3.5	0	9
10/5/13*	UCF	9	-18	-2.0	0	6
10/12/13*	Houston	7	-7	-1.0	0	3
10/19/13*	SMU	12	-5	-0.4	0	12
10/30/13*	Cincinnati	4	2	0.5	0	6
11/9/13*	UT Martin	7	3	0.4	1	24
11/16/13*	USF	6	51	8.5	0	19
11/23/13*	Louisville	8	26	3.3	1	15
11/30/13*	Temple	3	24	8.0	0	20
12/7/13*	UConn	7	7	1.0	0	7
8/30/14*	Austin Peay	5	34	6.8	2	15
9/6/14*	UCLA	10	27	2.7	1	8
9/20/14*	MTSU	5	16	3.2	0	8
9/27/14*	Ole Miss	9	-24	-2.7	0	6
10/4/14*	Cincinnati	12	45	3.8	2	10
10/11/14*	Houston	15	35	2.3	1	24
10/25/14*	SMU	6	-6	-1.0	0	11
10/31/14*	Tulsa	6	47	7.8	1	14
11/7/14*	Temple	7	-1	-0.1	0	4
11/15/14*	Tulane	8	26	3.2	1	29
11/22/14*	USF	8	44	5.5	2	24
11/29/14*	UConn	9	40	4.4	0	19
12/22/14*	BYU	13	38	2.9	3	11
9/5/15*	Missouri St	3	27	9.0	0	20
9/12/15*	at Kansas	14	2.3	0	14	
9/19/15*	at BGSU	7	17	2.4	0	15
9/24/15*	Cincinnati	11	52	4.7	0	17
10/2/15*	at USF	9	6	0.7	1	9
10/17/15*	Ole Miss	8	3	0.4	0	6
10/23/15*	at Tulsa	2	6	3.0	1	3
10/31/15*	Tulane	7	43	6.1	0	23
11/7/15*	Navy	7	24	3.4	0	9
11/14/15*	at Houston	13	43	3.3	0	9
11/21/15*	at Temple	8	-2	-0.2	0	2



#8 DEFENSIVE BACK
ARTHUR MAULET
 JUNIOR • TR
 5-11 • 190
 HARVEY, LA.
 BONNABEL HS
 COPIAH-LINCOLN COMMUNITY COLLEGE
 MAJOR: UNDECLARED

MAULET'S CAREER DEFENSIVE STATISTICS

YR	G/S	UT	AT	TOT	PD	FR	FF	TFL	SK	INT
2015	11/8	30	3	33	7	0-0	0	0-0	0-0	2-71

MAULET'S CAREER HIGHS

Tackles	6, 2 x, last at Houston, Nov 14, 2015
Pass Deflections	2, at Bowling Green, Sep 19, 2015
Interceptions	1, 2 times, last: Ole Miss, Oct 17, 2015
Interception Yardage	59, Cincinnati, Sep 24, 2015
Touchdowns	1, Cincinnati, Sep 24, 2015

MAULET'S GAME-BY-GAME DEFENSE

Date	Opponent	UT	AT	TT	TFL	SK	FF	PB	INT
9/5/15*	Missouri St.	3	0	3	0-0	0-0	0	1	0-0
9/12/15*	at Kansas	3	0	3	0-0	0-0	0	1	0-0
9/19/15*	at BGSU	4	0	4	0-0	0-0	0	2	0-0
9/24/15*	Cincinnati	2	0	2	0-0	0-0	0	0	1-59
10/2/15*	at USF	2	0	2	0-0	0-0	0	1	0-0
10/17/15*	Ole Miss	6	0	6	0-0	0-0	0	0	1-12
10/23/15*	at Tulsa	2	1	3	0-0	0-0	0	0	0-0
10/31/15	Tulane	0	0	0	0-0	0-0	0	0	0-0
11/7/15	Navy	1	1	2	0-0	0-0	0	0	0-0
11/14/15	at Houston	5	1	6	0-0	0-0	0	1	0-0
11/21/15*	at Temple	2	0	2	0-0	0-0	0	1	0-0



#89 WIDE RECEIVER
PHIL MAYHUE
 SOPHOMORE • 1L
 6-3 • 210
 ATCO, N.J.
 WINSLOW TOWNSHIP HS
 ATLANTA SPORTS ACADEMY
 MAJOR: ACCOUNTING

MAYHUE'S CAREER RECEIVING STATISTICS

YR	G/S	NO	YDS	AVG/C	TDS	LG	REC/G	AVG/G
2014	13/1	15	242	16.1	2	54	1.2	18.6
2015	11/11	46	601	13.1	0	33	4.2	54.6
Total	24/12	61	843	13.8	2	54	2.5	35.1

MAYHUE'S CAREER HIGHS


Receptions	7, Tulane, Oct 31, 2015
Receiving Yards	107, Tulane, Oct 31, 2015
Long Reception	54, SMU, Oct 25, 2014
All-Purpose Yards	107, Tulane, Oct 31, 2015
Points	6 (2x), UConn, Nov 29, 2014
Touchdowns	1 (2x), UConn, Nov 29, 2014
Receiving Touchdowns	1 (2x), UConn, Nov 29, 2014
Pass Attempts	1, Missouri State, Sep 5, 2015
Pass Completions	1, Missouri State, Sep 5, 2015
Passing Yards	44, Missouri State, Sep 5, 2015
Passing Touchdowns	1, Missouri State, Sep 5, 2015

MAYHUE'S GAME-BY-GAME RECEIVING

Date	Opponent	No	Yds	Avg	Tds	LG
8/30/14	Austin Peay	0	0	0.0	0	0
9/6/14	at UCLA	0	0	0.0	0	0
9/20/14*	MTSU	3	25	8.3	0	12
9/27/14	at Ole Miss	0	0	0.0	0	0
10/4/14	at Cincinnati	2	38	19.0	0	25
10/11/14	Houston	0	0	0.0	0	0
10/25/14	at SMU	2	96	48.0	1	54
10/31/14	Tulsa	0	0	0.0	0	0
11/7/14	at Temple	2	11	5.5	0	9
11/15/14	at Tulane	0	0	0.0	0	0
11/22/14	USF	1	16	16.0	0	16
11/29/14	UConn	3	33	11.0	1	21
12/22/14	vs BYU	2	23	11.5	0	11
9/5/15*	Missouri St	1	16	16.0	0	16
9/12/15*	at Kansas	5	68	13.6	0	32
9/19/15*	at Bowling Green	3	40	13.3	0	15
9/24/15*	Cincinnati	4	50	12.5	0	18
10/2/15*	at USF	4	69	17.3	0	33
10/17/15*	Ole Miss	3	29	9.7	0	21
10/23/15*	at Tulsa	4	60	15.0	0	26
10/31/15*	Tulane	7	107	15.3	0	29
11/7/15*	Navy	5	68	13.6	0	17
11/14/15*	at Houston	5	43	8.6	0	19
11/21/15*	at Temple	5	51	10.2	0	21

MAYHUE'S GAME-BY-GAME PASSING

Date	Opponent	Att	Comp	YDS	INT	TD	LG
9/5/15*	Missouri St	1	1	44	0	1	44
11/14/15*	at Houston	1	0	0	0	0	0



#85 WIDE RECEIVER
GREG MCKILLION
 JUNIOR • 1L
 6-5 • 210
 BLYTHEVILLE, ARK.
 BLYTHEVILLE HS
 INDEPENDENCE COMMUNITY COLLEGE
 MAJOR: INTERDISCIPLINARY STUDIES

MCKILLION'S CAREER RECEIVING STATISTICS

YR	G/S	NO	YDS	AVG/C	TDS	LG	REC/G	AVG/G
2014	8/0	1	8	8.0	0	8	0.1	1.0
2015	5/0	3	29	9.7	0	17	0.6	7.2
Total	13/0	4	37	9.2	0	17	0.3	3.1

MCKILLION'S CAREER RUSHING STATISTICS

YR	G/S	NO	YDS	AVG/C	TDS	LG	AVG/G
2014	8/0	1	4	4.0	0	4	0.5
2015	5/0	0	0	0.0	0	0	0.0
Total	13/0	1	4	4.0	0	4	0.1

MCKILLION'S CAREER HIGHS

Receptions	2, Missouri St, Sep 5, 2015
Receiving Yards	22, Missouri St, Sep 5, 2015
All-Purpose Yards	22, Missouri St, Sep 5, 2015
Rush Attempts	1, Tulane, Nov 15, 2014
Rushing Yards	4, Tulane, Nov 15, 2014

MCKILLION'S GAME-BY-GAME RECEIVING

Date	Opponent	No	Yds	Avg	Tds	LG
8/30/14	Austin Peay	0	0	0.0	0	0
9/6/14	at UCLA					
9/20/14	MTSU	0	0	0.0	0	0
9/27/14	at Ole Miss	0	0	0.0	0	0
10/4/14	at Cincinnati					
10/11/14	Houston					
10/25/14	at SMU	1	8	8.0	0	8
10/31/14	Tulsa	0	0	0.0	0	0
11/7/14	at Temple					
11/15/14	at Tulane	0	0	0.0	0	0
11/22/14	USF					
11/29/14	UConn	0	0	0.0	0	0
12/22/14	at BYU					
9/5/15	Missouri St	2	22	11.0	0	17
9/12/15	at Kansas	1	7	7.0	0	7
10/2/15	at USF	0	0	0.0	0	0
10/17/15	Ole Miss					
10/23/15	at Tulsa					
10/31/15	Tulane					
11/7/15	Navy					
11/14/15	at Houston	0	0	0.0	0	0
11/21/15	at Temple	0	0	0.0	0	0

MCKILLION'S GAME-BY-GAME RUSHING

Date	Opponent	No	Yds	Avg	Tds	LG
11/15/14	Tulane	1	4	4.0	0	4



#16 LINEBACKER
WYNTON MCMANIS
 SENIOR • 3L
 6-1 • 225
 OLIVE BRANCH, MISS.
 OLIVE BRANCH HS
 MAJOR: INTERDISCIPLINARY STUDIES

MCMANIS' CAREER DEFENSIVE STATISTICS

YR	G/S	UT	AT	TOT	PD	FR	FF	TFL	SK	INT
2012	12/8	11	16	27	0	1-0	1	2.5-3	0-0	1-4
2013	12/0	1	0	1	0	0-0	0	0-0	0-0	0-0
2014	10/6	12	8	20	2	1-0	1	1.5-5	0-0	0-0
2015	11/11	46	9	55	0	1-0	0	5.0-15	3.5-12	0-0
Total	45/25	70	33	103	2	3-0	2	9.0-22	3.5-12	1-4

MCMANIS' CAREER HIGHS

Points Scored	6 (2x), Duke, Sep 22, 2012
Touchdowns	1 (2x), Duke, Sep 22, 2012
All-Purpose Yards	4, Duke, Sep 22, 2012
Interceptions	1, Duke, Sep 22, 2012
Long Interception Ret	4, Duke, Sep 22, 2012
Tackles	9.5, vs Navy, Nov 7, 2015
Tackles for Loss	2, at Houston, Nov 14, 2015
Quarterback Sacks	2, at Houston, Nov 14, 2015

MCMANIS' CAREER HIGHS

Fumbles Forced	1 (2x), Cincinnati, Oct 4, 2014
Fumbles Recovered	1 (3x), Missouri St, Sep 5, 2015
Pass Breakups	1 (2x), SMU, Oct 25, 2014
Blocks (Punts)	1, at Temple, Nov 21, 2015

MCMANIS' GAME-BY-GAME DEFENSE

Date	Opponent	UT	AT	TT	TFL	SK	FF	PB	INT
9/1/12	UT Martin	0	1	1	0.5-1	0-0	0	0	0-0
9/8/12	at Arkansas St	1	6	7	0-0	0-0	0	0	0-0
9/15/12	MTSU	1	1	2	0-0	0-0	0	0	0-0
9/22/12*	at Duke	0	2	2	0-0	0-0	0	0	1-4
10/6/12*	Rice	2	2	4	1.0-1	0-0	0	0	0-0
10/13/12*	at ECU	1	1	2	0-0	0-0	0	0	0-0
10/20/12*	UCF	1	2	3	0-0	0-0	0	0	0-0
10/27/12*	SMU	3	1	4	0-0	0-0	1	0	0-0
11/3/12*	at Marshall	1	0	1	1.0-1	0-0	0	0	0-0
11/10/12	Tulane	0	0	0	0-0	0-0	0	0	0-0
11/17/12*	at UAB	1	0	1	0-0	0-0	0	0	0-0
11/24/12*	Southern Miss	0	0	0	0-0	0-0	0	0	0-0
9/7/13	Duke	1	0	1	0-0	0-0	0	0	0-0
9/14/13	at MTSU	0	0	0	0-0	0-0	0	0	0-0
9/21/13	Arkansas State	0	0	0	0-0	0-0	0	0	0-0
10/5/13	UCF	0	0	0	0-0	0-0	0	0	0-0
10/12/13	at Houston	0	0	0	0-0	0-0	0	0	0-0
10/19/13	SMU	0	0	0	0-0	0-0	0	0	0-0
10/30/13	Cincinnati	0	0	0	0-0	0-0	0	0	0-0
11/9/13	UT Martin	0	0	0	0-0	0-0	0	0	0-0
11/16/13	at USF	0	0	0	0-0	0-0	0	0	0-0
11/23/13	at Louisville	0	0	0	0-0	0-0	0	0	0-0
11/30/13	Temple	0	0	0	0-0	0-0	0	0	0-0
12/7/13	at UConn	0	0	0	0-0	0-0	0	0	0-0
8/30/14*	Austin Peay	1	1	2	0.5-1	0-0	0	0	0-0
9/6/14*	at UCLA	2	0	2	0-0	0-0	0	0	0-0
9/20/14*	MTSU	3	5	8	0-0	0-0	0	0	0-0
9/27/14*	at Ole Miss	3	1	4	1-4	0-0	1	1	0-0
10/4/14*	at Cincinnati	1	1	2	0-0	0-0	1	1	0-0
10/11/14	Houston	0	0	0	0-0	0-0	0	0	0-0
10/25/14	at SMU	0	0	0	0-0	0-0	0	1	0-0
10/31/14	Tulsa	1	0	1	0-0	0-0	0	0	0-0
11/7/14*	at Temple	1	0	1	0-0	0-0	0	0	0-0
11/15/14	at Tulane								
11/22/14	USF								
11/29/14	UConn								
12/22/14	vs BYU	0	0	0	0-0	0-0	0	0	0-0
9/5/15*	Missouri St	3	0	3	0-0	0-0	0	0	0-0
9/12/15*	at Kansas	2	0	2	0-0	0-0	0	0	0-0
9/19/15*	at BGSU	4	2	6	1.5-9	1-8	0	0	0-0
9/24/15*	Cincinnati	5	0	5	0-0	0-0	0	0	0-0
10/2/15*	at USF	9	0	9	0-0	0-0	0	0	0-0
10/17/15*	Ole Miss	1	1	2	0-0	0-0	0	0	0-0
10/23/15*	at Tulsa	5	0	5	0-0	0-0	0	0	0-0
10/31/15*	Tulane	2	1	3	0-0	0-0	0	0	0-0
11/7/15*	Navy	9	1	9.5	1-2	0-0	0	0	0-0
11/14/15*	at Houston	4	0	4	2-4	2-4	0	0	0-0
11/21/15*	at Temple	2	3	5	0-0	0-0	0	0	0-0



#3 WIDE RECEIVER
ANTHONY MILLER
 R-FRESHMAN • SQ
 5-11 • 190
 MEMPHIS, TENN.
 CHRISTIAN BROTHERS HS
 MAJOR: MANAGEMENT

MILLER'S CAREER RECEIVING STATISTICS

YR	G/S	NO	YDS	AVG/C	TDS	LG	REC/G	AVG/G
2015	10/3	41	624	15.2	4	82	4.1	62.4

MILLER'S CAREER RUSHING STATISTICS							
YR	G/S	NO	YDS	AVG/C	TDS	LG	AVG/G
2015	10/3	9	54	6.0	2	15	6.0

MILLER'S GAME-BY-GAME RECEIVING


Date	Opponent	No	Yds	Avg	TDs	LG
9/5/15	Missouri St	1	5	5.0	0	5
9/12/15	at Kansas	3	61	20.3	0	26
9/19/15	at BGSU	3	46	15.3	0	34
9/24/15	Cincinnati	5	156	31.2	1	82
10/2/15	at USF	3	36	12.0	0	18
10/17/15	Ole Miss	10	132	13.2	1	36
10/23/15*	at Tulsa	5	106	21.2	1	45
10/31/15*	Tulane	3	32	10.7	0	13
11/7/15*	Navy	5	33	6.6	1	11
11/14/15	at Houston	Did Not Play				
11/21/15	at Temple	3	17	5.7	0	9

MILLER'S GAME-BY-GAME RUSHING

Date	Opponent	No	Yds	Avg	TDs	LG
9/5/15	Missouri St	1	5	5.0	0	5
9/12/15	at Kansas	3	7	2.3	0	6
9/19/15	at BGSU	0	0	0.0	0	0
9/24/15	Cincinnati	0	0	0.0	0	0
10/2/15	at USF	1	3	3.0	0	3
10/17/15	Ole Miss	0	0	0.0	0	0
10/23/15*	at Tulsa	0	0	0.0	0	0
10/31/15*	Tulane	2	28	14.0	1	15
11/7/15*	Navy	2	11	5.5	1	9
11/14/15	at Houston	Did Not Play				
11/21/15	at Temple	0	0	0.0	0	0

MILLER'S GAME-BY-GAME KICKOFF RETURNS

Date	Opponent	No	Yds	Avg	TDs	LG
9/5/15	Missouri St	0	0	0.0	0	0
9/12/15	at Kansas	0	0	0.0	0	0
9/19/15	at BGSU	0	0	0.0	0	0
9/24/15	Cincinnati	0	0	0.0	0	0
10/2/15	at USF	0	0	0.0	0	0
10/17/15	Ole Miss	0	0	0.0	0	0
10/23/15	at Tulsa	0	0	0.0	0	0
10/31/15	Tulane	0	0	0	0	0
11/7/15	Navy	4	105	26.3	0	47
11/14/15	at Houston	Did Not Play				
11/21/15	at Temple	0	0	0	0	0



#13

DEFENSIVE END

DEMARCO MONTGOMERY

JUNIOR • TR

6-3 • 245

ATMORE, ALA.

SPANISH FORT HS

EAST MISSISSIPPI CC

MAJOR: ORGANIZATIONAL LEADERSHIP

MONTGOMERY'S CAREER DEFENSIVE STATISTICS


YR	G/S	UT	AT	TOT	PD	FR	FF	TFL	SK	INT
2015	10/0	19	1	20	0	0-0	0	4-24	2-18	0-0

MONTGOMERY'S CAREER HIGHS

Tackles	4, Tulane, Oct 31, 2015
Tackles for Loss	1 (4x), last vs Tulane, Oct 31, 2015
Sacks	1 (2x), Ole Miss, Oct. 17, 2015

MONTGOMERY'S GAME-BY-GAME DEFENSE

Date	Opponent	UT	AT	TT	TFL	SK	FF	PB	INT
9/5/15	Missouri St.	1	0	1	0-0	0-0	0	0	0-0
9/12/15	at Kansas	1	0	1	1-7	1-7	0	0	0-0
9/19/15	at BGSU	0	0	0	0-0	0-0	0	0	0-0
9/24/15	Cincinnati	2	0	2	0-0	0-0	0	0	0-0
10/2/15	at USF	3	0	3	1-2	0-0	0	0	0-0
10/17/15	Ole Miss	2	0	2	1-11	1-11	0	0	0-0
10/23/15	at Tulsa	4	0	4	0-0	0-0	0	0	0-0
10/31/15	Tulane	4	0	4	1-4	0-0	0	0	0-0
11/7/15	Navy	0	0	0	0-0	0-0	0	0	0-0
11/14/15	at Houston	0	0	0	0-0	0-0	0	0	0-0
11/21/15	at Temple	2	1	3	0-0	0-0	0	0	0-0



#80

TIGHT END

DANIEL MONTIEL

R-JUNIOR • 2L

6-3 • 240

ARLINGTON, TEXAS

ARLINGTON HS

MAJOR: ACCOUNTING

MONTIEL'S CAREER RECEIVING STATISTICS

YR	G/S	NO	YDS	AVG/C	TDs	LG	REC/G	AVG/G
2013	9/0	0	0	0.0	0	0	0.0	0.0
2014	10/3	8	124	15.5	1	29	0.8	12.4
2015	11/3	9	140	15.6	2	60	0.9	12.7
Totals	29/6	17	264	15.5	3	60	0.6	8.8

MONTIEL'S CAREER HIGHS

Touchdowns	1 (3x), at Bowling Green, Sep 19, 2015
Points	6 (3x), at Bowling Green, Sep 19, 2015
Receptions	4, SMU, Oct 25, 2014
Receiving Yards	84, SMU, Oct 25, 2014
Long Reception	60, vs Navy, Nov 7, 2015
Receiving Touchdown	1 (3x), at Bowling Green, Sep 19, 2015
All-Purpose Yards	84, SMU, Oct 25, 2014

MONTIEL'S GAME-BY-GAME RECEIVING

Date	Opponent	No	Yds	Avg	TDs	LG
8/30/14	Austin Peay	0	0	0.0	0	0
9/6/14	at UCLA	1	3	3.0	0	3
9/20/14*	MTSU	0	0	0.0	0	0
9/27/14	at Ole Miss	0	0	0.0	0	0
10/4/14	at Cincinnati	0	0	0.0	0	0
10/11/14*	Houston	1	20	20.0	1	20
10/25/14	at SMU	4	84	21.0	0	29
10/31/14	Tulsa	0	0	0.0	0	0
11/7/14	at Temple	Did Not Play				
11/15/14	at Tulane	Did Not Play				
11/22/14	USF	Did Not Play				
11/29/14	UConn	0	0	0.0	0	0
12/22/14*	vs BYU	2	17	8.5	0	11
9/5/15	Missouri St	0	0	0.0	0	0
9/12/15	at Kansas	2	26	13.0	1	23
9/19/15	at BGSU	3	13	4.3	1	6
9/24/15	Cincinnati	0	0	0.0	0	0
10/2/15	at USF	0	0	0.0	0	0
10/17/15	Ole Miss	1	17	17.0	0	17
10/23/15	at Tulsa	0	0	0.0	0	0
10/31/15*	Tulane	0	0	0.0	0	0
11/7/15*	Navy	1	60	60.0	0	60
11/14/15*	at Houston	2	24	12.0	0	19
11/21/15	at Temple	0	0	0.0	0	0



#41

LONG SNAPPER

TREVOR MORGAN

JUNIOR • 2L

6-1 • 210

FAYETTEVILLE, GA.

WHITEWATER HS

MAJOR: MANAGEMENT

MORGAN'S CAREER DEFENSIVE STATISTICS

YR	G/S	UT	AT	TOT	PD	FR	FF	TFL	SK	INT
2013	12/0	2	1	3	0	0-0	0	0-0	0-0	0-0
2014	13/0	1	1	2	0	0-0	0	0-0	0-0	0-0
2015	11/0	3	1	4	0	0-0	0	0-0	0-0	0-0
Total	36/0	6	3	9	0	0-0	0	0-0	0-0	0-0

MORGAN'S CAREER HIGHS

Tackles	1 (9x), at Houston, Nov 14, 2015
---------	----------------------------------



#17

DEFENSIVE BACK

CHRIS MORLEY

R-JUNIOR • 2L

5-11 • 195

PLANTATION, FLA.

SOUTH PLANTATION HS

MAJOR: COMMUNICATION STUDIES

MORLEY'S CAREER DEFENSIVE STATISTICS

YR	G/S	UT	AT	TOT	PD	FR	FF	TFL	SK	INT
2013	12/0	8	2	10	4	0-0	0	2-2	0-0	1-0
2014	10/0	12	3	15	4	0-0	0	0-0	0-0	0-0
2015	11/5	34	7	41	4	0-0	0	1-1	0-0	1-0
Total	33/5	54	12	66	12	0-0	0	3-3	0-0	2-0

MORLEY'S CAREER HIGHS

Tackles	7, Ole Miss, Oct 19, 2015
Pass Breakup	3, at Houston, Oct 12, 2015
Tackles for Loss	1 (3x), last Ole Miss, Oct. 17, 2015
Interceptions	1 (2x), last at Tulsa, Oct 23, 2015
Pass Breakups	3, at Houston, Oct 12, 2015

MORLEY'S GAME-BY-GAME DEFENSE

Date	Opponent	UT	AT	TT	TFL	SK	FF	PB	INT
9/7/13	Duke	0	0	0	0-0	0-0	0	0	0-0
9/14/13	at MTSU	0	0	0	0-0	0-0	0	0	0-0
9/21/13	Arkansas State	1	0	1	0-0	0-0	0	0	0-0
10/5/13	UCF	0	0	0	0-0	0-0	0	1	0-0
10/12/13	at Houston	2	0	2	1-1	0-0	0	3	0-0
10/19/13	SMU	4	1	5	1-1	0-0	0	0	0-0
10/30/13	Cincinnati	0	0	0	0-0	0-0	0	0	0-0
11/9/13	UT Martin	0	0	0	0-0	0-0	0	0	0-0
11/16/13	at USF	0	0	0	0-0	0-0	0	0	0-0
11/23/13	at Louisville	0	0	0	0-0	0-0	0	0	0-0
11/30/13	Temple	1	0	1	0-0	0-0	0	0	1-0
12/7/13	at UConn	0	1	1	0-0	0-0	0	0	0-0
8/30/14	Austin Peay	0	0	0	0-0	0-0	0	0	0-0
9/6/14	at UCLA	2	0	2	0-0	0-0	0	0	0-0
9/20/14	MTSU	0	1	1	0-0	0-0	0	0	0-0
9/27/14	at Ole Miss	Did Not Play							
10/4/14	at Cincinnati	1	0	1	0-0	0-0	0	0	0-0
10/11/14	Houston	Did Not Play							
10/25/14	at SMU	1	0	1	0-0	0-0	0	2	0-0
10/31/14	Tulsa	2	1	3	0-0	0-0	0	0	0-0
11/7/14	at Temple	Did Not Play							
11/15/14	at Tulane	3	0	3	0-0	0-0	0	0	0-0
11/22/14	USF	1	0	1	0-0	0-0	0	1	0-0
11/29/14	UConn	0	0	0	0-0	0-0	0	0	0-0
12/22/14	vs BYU	1	0	1	0-0	0-0	0	0	0-0
9/5/15	Missouri St	1	1	2	0-0	0-0	0	0	0-0
9/12/15	at Kansas	3	1	4	0-0	0-0	0	1	0-0
9/19/15	at BGSU	2	1	3	0-0	0-0	0	1	0-0
9/24/15	Cincinnati	4	0	4	0-0	0-0	0	0	0-0
10/2/15	at USF	2	0	2	0-0	0-0	0	0	0-0
10/17/15	Ole Miss	7	0	7	1-1	0-0	0	0	0-0
10/23/15*	at Tulsa	2	1	2.5	0-0	0-0	0	0	1-0
10/31/15*	Tulane	5	0	5	0-0	0-0	0	0	0-0
11/7/15*	Navy	4	1	4.5	0-0	0-0	0	0	0-0
11/14/15*	at Houston	1	0	1	0-0	0-0	0	1	0-0
11/21/15*	at Temple	3	2	5	0-0	0-0	0	0	0-0



#10

DEFENSIVE BACK

DONTRELL NELSON

JUNIOR • 2L

6-1 • 180

OLIVE BRANCH, MISS.

OLIVE BRANCH HS

MAJOR: INTERDISCIPLINARY STUDIES

NELSON'S CAREER DEFENSIVE STATISTICS

WELDON & GREEN DEFENSIVE STATISTICS										
YR	G/S	UT	AT	TOT	PD	FR	FF	TFL	SK	INT
2013	9/0	2	0	2	0	0-0	0	0-0	0-0	0-0
2014	12/0	7	1	8	2	0-0	0	1.5-4	0.5-3	1-58
2015	11/6	32	5	37	0	0-0	0	0-0	0-0	0-0
Total	32/6	41	6	47	2	0-0	0	1.5-4	0.5-3	1-58

NELSON'S GAME-BY-GAME DEFENSE

Date	Opponent	UT	AT	TT	TFL	SK	FF	PB	INT
9/21/13	Arkansas State	0	0	0	0-0	0-0	0	0	0-0
10/5/13	UCF	0	0	0	0-0	0-0	0	0	0-0
10/12/13	at Houston	1	0	1	0-0	0-0	0	0	0-0
10/19/13	SMU	4	1	5	0-0	0-0	0	0	0-0
10/30/13	Cincinnati	0	0	0	0-0	0-0	0	0	0-0
11/9/13	UT Martin				Did Not Play				
11/16/13	at USF				Did Not Play				
11/23/13	at Louisville				Did Not Play				
11/30/13	Temple	1	0	1	0-0	0-0	0	0	0-0
12/7/13	at UConn	0	0	0	0-0	0-0	0	0	0-0
8/30/14	Austin Peay				Did Not Play				
9/6/14	at UCLA	1	0	1	0-0	0-0	0	0	0-0
9/20/14	MTSU	2	0	2	0-0	0-0	0	0	0-0
9/27/14	at Ole Miss	1	0	1	0-0	0-0	0	0	0-0
10/4/14	at Cincinnati	0	0	0	0-0	0-0	0	1	0-0
10/11/14	Houston	0	0	0	0-0	0-0	0	0	0-0
10/25/14	at SMU	0	0	0	0-0	0-0	0	0	0-0
10/31/14	Tulsa	2	1	3	0-0	0-0	0	0	0-0
11/7/14	at Temple	0	0	0	0-0	0-0	0	0	0-0
11/15/14	at Tulane	1	1	2	1-5	-5	0	0	1-58
11/22/14	USF	1	0	1	0-0	0-0	0	1	0-0
11/29/14	UConn	1	0	1	0-0	0-0	0	0	0-0
12/22/14	vs BYU	0	0	0	0-0	0-0	0	0	0-0
9/5/15*	Missouri St	1	0	1	0-0	0-0	0	0	0-0
9/12/15	at Kansas	4	0	4	0-0	0-0	0	0	0-0
9/19/15*	at BGSU	1	1	2	0-0	0-0	0	0	0-0
9/24/15	Cincinnati	3	0	3	0-0	0-0	0	0	0-0
10/2/15	at USF	1	1	2	0-0	0-0	0	0	0-0
10/17/15*	Ole Miss	6	0	6	0-0	0-0	0	0	0-0
10/23/15*	at Tulsa	5	1	5	0-0	0-0	0	0	0-0
10/31/15	Tulane	4	0	4	0-0	0-0	0	0	0-0
11/7/15*	Navy	1	1	1	0-0	0-0	0	0	0-0
11/14/15*	at Houston	3	1	4	0-0	0-0	0	0	0-0
11/21/15	at Temple	3	0	3	0-0	0-0	0	0	0-0

#51 OFFENSIVE LINE

JACE NEVILLE

R-FRESHMAN • SQ
6-6 • 290

COLUMBIA, MO.
ROCK BRIDGE HS

MAJOR: UNDECLARED

NEVILLE'S CAREER OFFENSIVE LINE STATISTICS

YR	GAMES/STARTS	PLAYS/TOTAL TEAM PLAYS
2015	1/0	3/81

NEVILLE'S CAREER HIGHS

Offensive Plays	3, vs Missouri State, Sep 5, 2015
-----------------	-----------------------------------

NEVILLE'S GAME-BY-GAME OFFENSIVE LINE

Date	Opponent	Position - Plays
9/5/15	Missouri St	Left Tackle - 3/81

#2 DEFENSIVE BACK

TY NORTHERN

R-JUNIOR • SQ
5-11 • 190

TUNICA, MISS.
ROSA FORT HS

MAJOR: SPORTS AND LEISURE MANAGEMENT

NORTHERN'S CAREER DEFENSIVE STATISTICS

YR	G/S	UT	AT	TOT	PD	FR	FF	TFL	SK	INT
2015	10/0	4	0	4	0	1-0	0	0-0	0-0	0-0

NORTHERN'S CAREER HIGHS

Tackles	1 (3x), at USF, Oct 2, 2015
Fumble Recovery	1, Missouri State, Sep 5, 2015

NORTHERN'S GAME-BY-GAME DEFENSE

Date	Opponent	UT	AT	TT	TFL	SK	FF	PB	INT
9/5/15	Missouri St.	1	0	1	0-0	0-0	0	0	0-0
9/12/15	at Kansas	0	0	0	0-0	0-0	0	0	0-0
9/19/15	at BGSU				Did Not Play				
9/24/15	Cincinnati	1	0	1	0-0	0-0	0	0	0-0
10/2/15	at USF	1	0	1	0-0	0-0	0	0	0-0
10/17/15	Ole Miss	0	0	0	0-0	0-0	0	0	0-0
10/23/15	at Tulsa	0	0	0	0-0	0-0	0	0	0-0
10/31/15	Tulane	1	0	1	0-0	0-0	0	0	0-0
11/7/15	Navy	0	0	0	0-0	0-0	0	0	0-0
11/14/15	at Houston	0	0	0	0-0	0-0	0	0	0-0
11/21/15	at Temple	0	0	0	0-0	0-0	0	0	0-0

#19 WIDE RECEIVER

JAE' LON OGLESBY

FRESHMAN • HS
5-11 • 175

CENTRAL, S.C.
D.W. DANIEL HS

FORK UNION MILITARY

MAJOR: UNDECLARED

OGLESBY'S CAREER RECEIVING STATISTICS

YR	G/S	NO	YDS	AVG/C	TDS	LG	REC/G	AVG/G
2015	9/0	19	170	8.9	1	30	2.1	18.9

OGLESBY'S CAREER RUSHING STATISTICS

YR	G/S	NO	YDS	TDS	LG	AVG/R	AVG/G
2015	9/0	5	60	0	31	12.0	7.5

OGLESBY'S CAREER KICK RETURN STATISTICS

YR	G/S	NO	YDS	TDS	LG	AVG/R	AVG/G
2015	9/0	24	565	0	48	23.5	62.8

OGLESBY'S CAREER HIGHS

Points Scored	6, Missouri St, Sep 5, 2015
Touchdowns	1, Missouri St, Sep 5, 2015
Receptions	4 (2x), Last: at Temple, Nov 21, 2015
Receiving Yards	41, at Kansas, Sep 12, 2015
Touchdown Receptions	1, Missouri St, Sep 5, 2015
Long Reception	30, at Kansas, Sep 12, 2015
Rushes	2, at USF, Oct 2, 2015
Rushing TDs	1, Missouri State, Sep 5, 2015
All-Purpose Yards	157, at USF, Oct 2, 2015
Kick Returns	6, Cincinnati, Sep 24, 2015
Kick Return Yards	132, Cincinnati, Sep 24, 2015
Long Kick Return	48, at USF, Oct 2, 2015

OGLESBY'S GAME-BY-GAME RECEIVING

Date	Opponent	No	Yds	Avg	TDs	LG
9/5/15	Missouri St	2	13	6.5	1	9
9/12/15	at Kansas	2	41	20.5	0	30
9/19/15	at BGSU					
9/24/15	Cincinnati	1	22	22.0	0	22
10/2/15	at USF	2	26	13.0	0	18
10/19/15	Ole Miss	4	14	3.5	0	9
10/23/15	at Tulsa					
10/31/15	Tulane	3	22	7.3	0	15
11/7/15	Navy	0	0	0.0	0	0
11/14/15	at Houston	2	11	5.5	0	12
11/21/15	at Temple	4	18	4.5	0	10

OGLESBY'S GAME-BY-GAME RUSHING

Date	Opponent	No	Yds	Avg	TDs	LG
9/5/15	Missouri St	0	0	0.0	0	0
9/12/15	at Kansas	1	11	11.0	0	11
9/19/15	at BGSU					
9/24/15	Cincinnati	0	0	0	0	0
10/2/15	at USF	2	47	23.5	0	31
10/17/15	Ole Miss	1	-19	-19	0	-19
10/23/15	at Tulsa					
10/31/15	Tulane	1	21	21.0	0	21
11/7/15	Navy	0	0	0.0	0	0
11/14/15	at Houston	0	0	0.0	0	0
11/21/15	at Temple	0	0	0.0	0	0

OGLESBY'S GAME-BY-GAME KICKOFF RETURNS

Date	Opponent	No	Yds	Avg	TDs	LG
9/5/15	Missouri St	1	30	30.0	0	30
9/12/15	at Kansas	0	0	0.0	0	0
9/19/15	at BGSU					
9/24/15	Cincinnati	6	132	22.0	0	34
10/2/15	at USF	2	84	42.0	0	48
10/17/15	Ole Miss	2	37	18.5	0	19
10/23/15	at Tulsa					
10/31/15	Tulane	4	81	20.3	0	30
11/7/15	Navy	2	36	18.0	0	22
11/14/15	at Houston	5	121	24.2	0	30
11/21/15	at Temple	3	67	22.3	0	25

#53 LINEBACKER

LEONARD PEGUES

SENIOR • 3L
5-11 • 240

OLIVE BRANCH, MISS.
OLIVE BRANCH HS

MAJOR: SPORT AND LEISURE MANAGEMENT

PEGUES' CAREER DEFENSIVE STATISTICS

YR	G/S	UT	AT	TOT	PD	FR	FF	TFL	SK	INT
2012	12/0	6	7	13	0	0-0	0	0.5-2	0-0	0-0
2013	12/0	19	4	23	0	0-0	1	1.5-5	0-0	0-0
2014	13/0	29	5	34	0	0-0	1	6-40	2-25	0-0
2015	10/7	39	21	60	0	0-0	0	4-11	1-7	1-3
Total	47/7	93	37	130	0	0-0	2	11.5-58	3-32	1-3

PEGUES' CAREER HIGHS

Tackles	12, at Houston, Nov 14, 2015
Tackles for Loss	2, Houston, Oct 11, 2014
Sacks	1 (3x), at Tulsa, Oct 23, 2015
Fumbles Forced	1 (2x), Tulane, Nov 15, 2014
Interceptions	1, Cincinnati, Sep 24, 2015
Interception Yards	3, Cincinnati, Sep 24, 2015

PEGUES' GAME-BY-GAME DEFENSE

Date	Opponent	UT	AT	TT	TFL	SK	FF	PB	INT
9/1/12	UT Martin	0	0	0	0-0	0-0	0	0	0-0
9/8/12	at Arkansas St	0	0	0	0-0	0-0	0	0	0-0
9/15/12	MTSU	2	0	2	0-0	0-0	0	0	0-0
9/22/12	at Duke	0	2	2	0-0	0-0	0	0	0-0
10/6/12	Rice	1	0	1	0-0	0-0	0	0	0-0
10/13/12	at ECU	0	3	3	0-0	0-0	0	0	0-0
10/20/12	UCF	0	0	0	0-0	0-0	0	0	0-0
10/27/12	SMU	1	0	1	0-0	0-0	0	0	0-0
11/3/12	at Marshall	1	0	1	0-0	0-0	0	0	0-0
11/10/12	Tulane	0	0	0	0-0	0-0	0	0	0-0
11/17/12	at UAB	1	2	3	0.5-2	0-0	0	0	0-0
11/24/12	Southern Miss	0	0	0	0-0	0-0	0	0	0-0
9/7/13	Duke	2	1	3	0-0	0-0	1	0	0-0
9/14/13	at MTSU	1	0	1	0-0	0-0	0	0	0-0
9/21/13	Arkansas State	1	0	1	1-5	0-0	0	0	0-0
10/5/13	UCF	1	0	1	0-0	0-0	0	0	0-0
10/12/13	at Houston	0	0	0	0-0	0-0	0	0	0-0
10/19/13	SMU	0	0	0	0-0	0-0	0	0	0-0
10/30/13	Cincinnati	0	0	0	0-0	0-0	0	0	0-0
11/9/13	UT Martin	1	1	0	0-0	0-0	0	0	0-0
11/16/13	at USF	4	0	4	0-0	0-0	0	0	0-0
11/23/13	at Louisville	1	1	2	0-0	0-0	0	0	0-0
11/30/13	Temple	3	1	4	0-0	0-0	0	0	0-0
12/7/13	at UConn	5	0	5	0-0	0-0	0	0	0-0
8/30/14	Austin Peay	1	1	2	1-10	1-10	0	0	0-0
9/6/14	at UCLA	8	0	8	0-0	0-0	0	0	0-0
9/20/14	MTSU	4	0	4	0-0	0-0	0	0	0-0
9/27/14	at Ole Miss	2	2	4	1-2	0-0	0	0	0-0
10/4/14	at Cincinnati	0	1	1	0-0	0-0	0	0	0-0
10/11/14	Houston	2	0	2	2-6	0-0	0	0	0-0
10/25/14	SMU	3	1	4	0-0	0-0	0	0	0-0
10/31/14	Tulsa	1	0	1	0-0	0-0	0	0	0-0
11/7/14	at Temple	1	0	1	1-15	1-15	0	0	0-0
11/15/14	at Tulane	3	0	3	0-0	0-0	1	0	0-0
11/22/14	USF	4	0	4	0-0	0-0	0	0	0-0
11/29/14	UConn	0	0	0	0-0	0-0	0	0	0-0
12/22/14	vs BYU	0	0	0	0-0	0-0	0	0	0-0
9/5/15	Missouri St.	Did Not Play							
9/12/15	at Kansas	1	0	1	0-0	0-0	0	0	0-0
9/19/15*	at BGSU	4	4	8	0-0	0-0	0	0	0-0
9/24/15*	Cincinnati	3	0	3	0-0	0-0	0	0	1-3
10/2/15*	at USF	4	2	6	1-1	0-0	0	0	0-0
10/17/15	Ole Miss	2	1	3	0-0	0-0	0	0	0-0
10/23/15*	at Tulsa	5	0	5	1-7	1-7	0	0	0-0
10/31/15	Tulane	0	2	2	1-2	1-2	0	0	0-0
11/7/15*	Navy	6	2	8	1-1	0-0	0	0	0-0
11/14/15*	at Houston	9	3	12	0-0	0-0	0	0	0-0
11/21/15*	at Temple	4	7	11	0-0	0-0	0	0	0-0

PENNINGTON'S CAREER HIGHS

Tackles	4, 2 times, last vs Tulane, Oct 31, 2015
Tackles for Loss	2.5, at Kansas, Sep 12, 2015
Quarterback Sacks	1.5 at Kansas, Sep 12, 2015
Fumble Recoveries	1, USF, Nov 22, 2014
Pass Break Ups	1, USF, Nov 22, 2014

PENNINGTON'S GAME-BY-GAME DEFENSE

Date	Opponent	UT	AT	TT	TFL	SK	FF	PB	INT
9/7/13	Duke	0	0	0	0-0	0-0	0	0	0-0
9/14/13	at MTSU	0	0	0	0-0	0-0	0	0	0-0
9/21/13*	Arkansas State	0	0	0	0-0	0-0	0	0	0-0
10/5/13*	UCF	0	0	0	0-0	0-0	0	0	0-0
10/12/13	at Houston	0	0	0	0-0	0-0	0	0	0-0
10/19/13	SMU	0	0	0	0-0	0-0	0	0	0-0
10/30/13	Cincinnati	0	0	0	0-0	0-0	0	0	0-0
11/9/13	UT Martin	0	0	0	0-0	0-0	0	0	0-0
11/16/13	at USF	0	0	0	0-0	0-0	0	0	0-0
11/23/13	at Louisville				Did Not Play				
11/30/13	Temple				Did Not Play				
12/7/13	at UConn	1	0	1	1-2	0-0	0	0	0-0
8/30/14	Austin Peay	0	0	0	0-0	0-0	0	0	0-0
9/6/14	at UCLA				Did Not Play				
9/20/14	MTSU	0	0	0	0-0	0-0	0	0	0-0
9/27/14	at Ole Miss	2	0	2	0-0	0-0	0	0	0-0
10/4/14	at Cincinnati	0	2	2	0-0	0-0	0	0	0-0
10/11/14	Houston	0	0	0	0-0	0-0	0	0	0-0
10/25/14	at SMU	2	0	2	0-0	0-0	0	0	0-0
10/31/14	Tulsa	1	0	1	0-0	0-0	0	0	0-0
11/7/14	at Temple	0	0	0	0-0	0-0	0	0	0-0
11/15/14	at Tulane	3	0	3	1-2	0-0	0	0	0-0
11/22/14	USF	2	0	2	0-0	0-0	0	1	0-0
11/29/14	UConn	0	0	0	0-0	0-0	0	0	0-0
12/22/14	vs BYU	1	1	2	0-0	0-0	0	0	0-0
9/5/15*	Missouri St	2	0	2	1-1	0-0	0	0	0-0
9/12/15*	at Kansas	2	1	3	2.5-15	15-13	0	0	0-0
9/19/15*	at BGSU	3	0	3	1.0-2	1.0-2	0	0	0-0
9/24/15*	Cincinnati	1	0	1	0-0	0-0	0	0	0-0
10/2/15*	at USF	4	0	4	0-0	0-0	0	0	0-0
10/17/15*	Ole Miss	2	0	2	0-0	0-0	0	0	0-0
10/23/15*	at Tulsa	1	0	1	0-0	0-0	0	0	0-0
10/31/15*	Tulane	2	2	4	0-0	0-0	0	0	0-0
11/7/15*	Navy	2	0	2	0-0	0-0	0	0	0-0
11/14/15*	at Houston	2	2	4	0-0	0-0	0	0	0-0
11/21/15*	at Temple	3	1	4	1-2	0-0	1	0	0-0

#29

LINEBACKER

DARIAN PORTER
 SOPHOMORE • TR
 6-3 • 230
 LOUISVILLE, KY.
 SENECA HS
 MT. SAN JACINTO COLLEGE

MAJOR: UNDECLARED

PORTER'S CAREER DEFENSIVE STATISTICS

YR	G/S	UT	AT	TOT	PD	FR	FF	TFL	SK	INT
2015	8/0	0	1	0	1	0-0	0	0-0	0-0	0-0

PORTER'S CAREER HIGHS

Tackles	1, at Temple, Nov 21, 2015
Pass Breakup	1, at Kansas, Sep 12, 2015

PORTER'S GAME-BY-GAME DEFENSE

Date	Opponent	UT	AT	TT	TFL	SK	FF	PB	INT
9/5/15	Missouri St.	0	0	0	0-0	0-0	0	0	0-0
9/12/15	at Kansas	0	0	0	0-0	0-0	0	1	0-0
9/24/15	Cincinnati	0	0	0	0-0	0-0	0	0	0-0
10/2/15	at USF	0	0	0	0-0	0-0	0	0	0-0
10/17/15	Ole Miss				Did Not Play				
10/23/15	at Tulsa	0	0	0	0-0	0-0	0	0	0-0
10/31/15	Tulane	0	0	0	0-0	0-0	0	0	0-0
11/7/15	Navy	0	0	0	0-0	0-0	0	0	0-0
11/14/15	at Houston	0	0	0	0-0	0-0	0	0	0-0
11/21/15	at Temple	0	1	1	0-0	0-0	0	0	0-0

#18

WIDE RECEIVER

RODERICK PROCTOR

SOPHOMORE • 1L
 5-11 • 175
 ORLANDO, FLA.
 DR. PHILLIPS HS

MAJOR: UNDECLARED

PROCTOR'S CAREER RECEIVING STATISTICS

YR	G/S	NO	YDS	AVG/C	TDs	LG	REC/G	AVG/G
2014	13/3	27	259	9.6	1	27	2.1	19.9
2015	10/0	26	334	12.8	0	61	2.6	33.4
Total	23/3	53	593	11.2	1	61	2.3	25.8

PROCTOR'S CAREER RUSHING STATISTICS

YR	G/S	NO	YDS	TDs	LG	AVG/R	AVG/G
2014	13/3	7	-16	0	0	-	0.0
2015	10/0	3	-6	0	4	0.0	-0.7
Total	22/3	10	-32	0	4	0.0	0.5

PROCTOR'S CAREER PUNT RETURN STATISTICS

YR	G/S	NO	YDS	TDs	LG	AVG/R	AVG/G
2014	13/3	1	8	0	8	8.0	0.6
2015	10/0	19	140	1	63	7.4	1.9
Total	23/3	20	148	1	63	7.4	0.9

PROCTOR'S CAREER HIGHS

Points Scored	6 (2x), Missouri St, Sep 5, 2015
Touchdowns	1 (2x), Missouri St, Sep 5, 2015
Receptions	5 (2x), Tulsa, Oct 31, 2014
Receiving Yards	61, Cincinnati, Oct 4, 2014
Long Reception	32, Missouri St, Sep 5, 2015
All-Purpose Yards	135, Missouri St, Sep 5, 2015
Rush Attempts	1 (3x), at Tulsa, Oct 23, 2015
Punt Returns	4, at USF, Oct 2, 2015
Punt Return Yards	84, Missouri St, Sep 5, 2015
Long Punt Return	63, Missouri St, Sep 5, 2015
Punt Return TDs	1, Missouri St, Sep 5, 2015

PROCTOR'S GAME-BY-GAME RECEIVING

Date	Opponent	No	Yds	Avg	TDs	LG
8/30/14	Austin Peay	0	0	0.0	0	0
9/6/14	at UCLA	2	28	14.0	0	15
9/20/14	MTSU	1	5	5.0	0	5
9/27/14	at Ole Miss	0	0	0.0	0	0
10/4/14	at Cincinnati	3	61	20.3	0	26
10/11/14	Houston	5	42	8.4	0	15
10/25/14	at SMU	0	0	0.0	0	0
10/31/14*	Tulsa	5	21	4.2	0	15
11/7/14*	at Temple	1	5	5.0	0	5
11/15/14*	at Tulane	2	37	18.5	0	27
11/22/14	USF	3	22	7.3	0	9
11/29/14	UConn	3	24	8.0	0	11
12/22/14*	vs BYU	2	14	7.0	1	11
9/5/15	Missouri St	3	51	17.0	0	32
9/12/15	at Kansas	0	0	0.0	0	0
9/19/15	at BGSU	4	35	8.8	0	24
9/24/15	Cincinnati	3	78	26.0	0	61
10/2/15	at USF	3	42	14.0	0	28
10/17/15	Ole Miss	3	27	9.0	0	18
10/23/15	at Tulsa	3	20	6.7	0	13
10/31/15	Tulane	0	0	0.0	0	0
11/7/15	Navy	5	58	11.6	0	28
11/14/15	at Houston	1	24	24.0	0	24

PROCTOR'S GAME-BY-GAME PUNT RETURN

Date	Opponent	No	Yds	Avg	TDs	LG
8/30/14	Austin Peay	1	8	8.0	0	8
9/5/15	Missouri St	3	84	28.0	1	63
9/12/15	at Kansas	4	13	3.3	0	8
9/19/15	at BGSU	1	-5	-5.0	0	0
9/24/15	Cincinnati	0	0	0.0	0	0
10/2/15	at USF	4	31	7.8	0	29
10/17/15	Ole Miss	2	20	10.0	0	15
10/23/15	at Tulsa	1	1	1.0	0	1
10/31/15	Tulane	1	0	0.0	0	0
11/7/15	Navy	0	0	0.0	0	0
11/14/15	at Houston	3	-4	-1.3	0	3

#65

OFFENSIVE LINE

CHRISTOPHER ROBERSON

R-JUNIOR • 2L
 6-7 • 330
 MEMPHIS, TENN.
 CENTRAL BAPTIST SCHOOL

MAJOR: CRIMINAL JUSTICE

ROBERSON'S CAREER OFFENSIVE LINE STATISTICS

YR	GAMES/STARTS	PLAYS/TOTAL TEAM PLAYS
2013	11/0	6/723
2014	13/0	47/1,012
2015	11/7	617/751
Total	35/7	670/2,486

ROBERSON'S CAREER HIGHS

Offensive Plays	96, at Tulsa, Oct 23, 2015
-----------------	----------------------------

ROBERSON'S GAME-BY-GAME OFFENSIVE LINE

Date	Opponent	Position - Plays
9/7/13	Duke	Special Teams
9/14/13	Middle Tennessee	Did Not Play
9/21/13	Arkansas State	Left Tackle - 6/71
10/5/13	UCF	Special Teams
10/12/13	Houston	Special Teams
10/19/13	SMU	Special Teams
10/30/13	Cincinnati	Special Teams
11/9/13	UT Martin	Special Teams
11/16/13	USF	Special Teams
11/23/13	Louisville	Special Teams
11/30/13	Temple	Special Teams
12/7/13	UConn	Special Teams
8/30/14	Austin Peay	Left Tackle - 24/82
9/6/14	UCLA	Special Teams
9/20/14	MTSU	Special Teams
9/27/14	Ole Miss	Special Teams
10/4/14	Cincinnati	Left Tackle - 11/94
10/11/14	Houston	Special Teams
10/25/14	SMU	Left Tackle - 9/80
10/31/14	Tulsa	Special Teams
11/7/14	Temple	Special Teams
11/15/14	Tulane	Special Teams
11/22/14	USF	Special Teams
11/27/14	UConn	Left Tackle - 3/85
12/22/14	BYU	Special Teams
9/5/15	Missouri St	Left Tackle - 21/81
9/12/15	at Kansas	Left Tackle - 9/79
9/19/15*	at BGSU	Left Tackle - 90/90
9/24/15	Cincinnati	Special Teams
10/2/15	at USF	Special Teams
10/17/15	Ole Miss	Left Tackle - 94/94
10/23/15*	at Tulsa	Left Guard - 96/96
10/31/15*	Tulane	Left Guard - 79/83
11/7/15*	Navy	Left Guard - 73/73
11/14/15*	at Houston	Left Guard - 86/86
11/21/15*	at Temple	Left Guard (35), Left Tackle (34) - 69/69

#45

LINEBACKER

NOAH ROBINSON

SOPHOMORE • 1L
 6-4 • 225
 WORCESTER, MASS.
 DOHERTY HS

ATLANTA SPORTS ACADEMY

MAJOR: SPORT AND LEISURE MANAGEMENT

ROBINSON'S CAREER DEFENSIVE STATISTICS

YR	G/S	UT	AT	TOT	PD	FR	FF	TFL	SK	INT
2014	13/1	18	7	25	0	0-0	0	2.5-8	0-0	0-0
2015	11/3	15	9	24	3	1-0	1	0-0	0-0	0-0
Total	24/4	33	16	49	3	1-0	1	2.5-8	0-0	0-0

ROBINSON'S CAREER HIGHS

Tackles	4 (4x) last at Houston, Nov 14, 2015
Tackles for Loss	1 (2x), Tulane, Nov 15, 2014
Pass Breakups	2, Tulane, Oct. 31, 2015
Forced Fumble	1, at Tulsa, Oct 23, 2015

ROBINSON'S GAME-BY-GAME DEFENSE

Date	Opponent	UT	AT	TT	TFL	SK	FF	PB	INT
8/30/14	Austin Peay	0	1	1	0-0	0-0	0	0	0-0
9/6/14	at UCLA	2	0	2	0-0	0-0	0	0	0-0
9/20/14	MTSU	1	0	1	1-1	0-0	0	0	0-0
9/27/14	at Ole Miss	2	2	4	0-0	0-0	0	0	0-0
10/4/14	at Cincinnati	0	2	2	0-0	0-0	0	0	0-

ROBINSON'S GAME-BY-GAME DEFENSE										
Date	Opponent	UT	AT	TT	TFL	SK	FF	PB	INT	
11/22/14	USF	2	0	2	0-0	0-0	0	0	0-0	
11/27/14	UConn	0	0	0	0-0	0-0	0	0	0-0	
12/22/14	vs BYU	2	0	2	0-0	0-0	0	0	0-0	
9/5/15*	Missouri St	2	0	2	0-0	0-0	0	0	0-0	
9/12/15*	at Kansas	0	3	3	0-0	0-0	0	0	0-0	
9/19/15*	at BGSU	0	2	2	0-0	0-0	0	1	0-0	
9/24/15	Cincinnati	1	0	1	0-0	0-0	0	0	0-0	
10/2/15	at USF	1	0	1	0-0	0-0	0	0	0-0	
10/17/15	Ole Miss	0	1	1	0-0	0-0	0	0	0-0	
10/23/15	at Tulsa	2	0	2	0-0	0-0	1	0	0-0	
10/31/15	Tulane	2	2	4	0-0	0-0	0	2	0-0	
11/7/15	Navy	1	0	1	0-0	0-0	0	0	0-0	
11/14/15	at Houston	3	1	4	0-0	0-0	0	0	0-0	
11/21/15	at Temple	3	0	3	0-0	0-0	0	0	0-0	



#23

DEFENSIVE BACK

B.J. Ross

JUNIOR • 2L
5-9 • 185

MELBOURNE, FLA.
PALM BAY HS

MAJOR: SPORT AND LEISURE MANAGEMENT

ROSS' CAREER DEFENSIVE STATISTICS										
YR	G/S	UT	AT	TOT	PD	FR	FF	TFL	SK	INT
2013	12/0	1	0	1	0	0-0	0	0-0	0-0	0-0
2014	13/0	0	2	2	0	0-0	0	0-0	0-0	0-0
2015	11/0	1	0	1	0	0-0	0	0-0	0-0	0-0
Total	35/0	2	2	4	0	0-0	0	0-0	0-0	0-0

ROSS' CAREER HIGHS	
Tackles	1 (4x), at Kansas, Sep 5, 2015

ROSS'S GAME-BY-GAME DEFENSE										
Date	Opponent	UT	AT	TT	TFL	SK	FF	PB	INT	
8/30/14	Austin Peay	0	1	1	0-0	0-0	0	0	0-0	
9/6/14	at UCLA	0	0	0	0-0	0-0	0	0	0-0	
9/20/14	MTSU	0	0	0	0-0	0-0	0	0	0-0	
9/27/14	at Ole Miss	0	0	0	0-0	0-0	0	0	0-0	
10/4/14	at Cincinnati	0	1	1	0-0	0-0	0	0	0-0	
10/11/14	Houston	0	0	0	0-0	0-0	0	0	0-0	
10/25/14	at SMU	0	0	0	0-0	0-0	0	0	0-0	
10/31/14	Tulsa	0	0	0	0-0	0-0	0	0	0-0	
11/7/14	at Temple	0	0	0	0-0	0-0	0	0	0-0	
11/15/14	at Tulane	0	0	0	0-0	0-0	0	0	0-0	
11/22/14	USF	0	0	0	0-0	0-0	0	0	0-0	
11/27/14	UConn	0	0	0	0-0	0-0	0	0	0-0	
12/22/14	vs BYU	0	0	0	0-0	0-0	0	0	0-0	
9/5/15	Missouri St	0	0	0	0-0	0-0	0	0	0-0	
9/12/15	at Kansas	0	0	0	0-0	0-0	0	0	0-0	
9/19/15	at BGSU	0	0	0	0-0	0-0	0	0	0-0	
9/24/15	Cincinnati	0	0	0	0-0	0-0	0	0	0-0	
10/2/15	at USF	0	0	0	0-0	0-0	0	0	0-0	
10/17/15	Ole Miss	0	0	0	0-0	0-0	0	0	0-0	
10/23/15	at Tulsa	0	0	0	0-0	0-0	0	0	0-0	
10/31/15	Tulane	0	0	0	0-0	0-0	0	0	0-0	
11/7/15	Navy	0	0	0	0-0	0-0	0	0	0-0	
11/14/15	at Houston	0	0	0	0-0	0-0	0	0	0-0	
11/21/15	at Temple	0	0	0	0-0	0-0	0	0	0-0	



#70

OFFENSIVE LINE

MICAH SIMMONS

SENIOR • 3L
6-3 • 295

LINDALE, TEXAS
LINDALE HS


B.S., HEALTH & HUMAN PERFORMANCE, MAY, 2015

SIMMONS' CAREER OFFENSIVE LINE STATISTICS		
YR	GAMES/STARTS	PLAYS/TOTAL TEAM PLAYS
2012	12/3	284/772
2013	11/5	364/742
2014	10/0	250/915
2015	11/2	173/733
Total	43/10	1,042/3,162

SIMMONS' CAREER HIGHS	
Offensive Plays	84, at Marshall, Nov 3, 2012

SIMMONS' GAME-BY-GAME OFFENSIVE LINE		
Date	Opponent	Position - Plays
9/1/12	UT Martin	Special Teams
9/8/12	Arkansas State	Special Teams
9/15/12	Middle Tennessee	Special Teams
9/22/12	Duke	Offensive Line - 13/50
10/6/12	Rice	Special Teams
10/13/12	East Carolina	Special Teams

SIMMONS' GAME-BY-GAME OFFENSIVE LINE		
Date	Opponent	Position - Plays
10/20/12	UCF	Special Teams
10/27/12	SMU	Right Guard - 39/48
11/3/12*	Marshall	Right Guard - 84/84
11/10/12*	Tulane	Right Guard - 64/64
11/17/12*	UAB	Right Guard - 32/59
11/24/12	Southern Miss	Right Guard - 52/62
9/7/13	Duke	Did Not Play
9/14/13	Middle Tennessee	Left Guard - 1/76
9/21/13	Arkansas State	Right Guard/Center - 11/71
10/5/13	UCF	Center - 1/74
10/12/13	Houston	Special Teams
10/19/13	SMU	Center - 48/76
10/30/13*	Cincinnati	Center - 61/61
11/9/13*	UT Martin	Center - 61/61
11/16/13*	USF	Center/Left Guard - 40/52 (5 C, 35 LG)
11/23/13*	Louisville	Left Guard - 58/59
11/30/13	Temple	Center - 17/62
12/7/13*	UConn	Center - 66/69
8/30/14	Austin Peay	Center - 34/82
9/6/14	UCLA	Center - 40/81
9/20/14	MTSU	Center - 18/86
9/27/14	Ole Miss	Did Not Play
10/4/14	Cincinnati	Center - 14/94
10/11/14	Houston	Center - 13/78
10/25/14	SMU	Center - 38/80
10/31/14	Tulsa	Center - 9/72
11/7/14	Temple	Center - 10/68
11/15/14	Tulane	Center - 40/65
11/22/14	USF	Did Not Play
11/29/14	UConn	Center - 3/85
12/22/14	BYU	Did Not Play
9/5/15*	Missouri St	Right Guard - 38/81
9/12/15*	at Kansas	Right Guard - 40/79
9/19/15	at BGSU	Right Guard - 6/90
9/24/15	Cincinnati	Right Guard - 49/73
10/2/15	at USF	Right Guard - 8/72
10/17/15	Ole Miss	Special Teams
10/23/15	at Tulsa	Center - 14/96
10/31/15	Tulane	Center 4/83, Special Teams
11/7/15	Navy	Special Teams
11/14/15	at Houston	Center 14/86, Special Teams
11/21/15	at Temple	Special Teams



#36

PLACE-KICKER/PUNTER

SPENCER SMITH

R-SOPHOMORE • 1L
6-1 • 195

NEWMAN, GA.
EAST COWETA HS

MAJOR: EXERCISE AND SPORT SCIENCE

SMITH'S CAREER SCORING STATISTICS					
YR	G	PAT	FGM-FGA	PTS	AVG/G
2014	13	1-1	0-0	1	0.1
2015	11	0-0	0-0	0	0.0
Total	24	1-1	0-0	1	0.0


SMITH'S CAREER PUNTING STATISTICS										
YR	G	NO	YDS	AVG	LG	BL	TB	FC	50+	I20
2014	13	58	2,335	40.3	58	0	1	27	9	18
2015	11	35	1,643	46.9	72	0	3	11	14	9
Total	24	93	3,978	42.8	72	0	4	38	23	27

SMITH'S CAREER KICKOFF STATISTICS										
YR	G	NO	RET	YDS	AVG	TB	OB	FC	OSK	
2014	13	1	0	65	65.0	1	0	0	0	

SMITH'S CAREER HIGHS	
Points Scored	1, SMU, Oct 25, 2014
Kick PATs	1, SMU, Oct 25, 2014
Points by Kicking	1, SMU, Oct 25, 2014
Punting Average	52.7, Cincinnati, Sep 24, 2015
Punt Attempts	9, Ole Miss, Sep 27, 2014
Punt Yards	386, Ole Miss, Sep 27, 2014
Longest Punt	72, Cincinnati, Sep 24, 2015

SMITH'S GAME-BY-GAME PUNTING										
Date	Opponent	No	Yds	Avg	LG	TB	FC	50+	I20	
8/30/14	Austin Peay	2	102	51.0	55	1	0	1	0	
9/6/14	at UCLA	7	276	39.4	49	0	1	0	4	
9/20/14	MTSU	1	8	8.0	8	0	0	0	0	
9/27/14	at Ole Miss	9	386	42.9	53	0	4	2	2	
10/4/14	at Cincinnati	2	67	33.5	35	0	1	0	0	
10/11/14	Houston	5	195	39.0	44	0	3	0	2	
10/25/14	at SMU	1	46	46.0	46	0	0	0	1	
10/31/14	Tulsa	4	158	39.5	43	0	4	0	3	
11/7/14	at Temple	7	251	35.9	47	0	4	0	1	
11/15/14	at Tulane	8	375	46.9	58	0	2	4	3	
11/22/14	USF	1	48	48.0	48	0	0	0	0	
11/29/14	vs UConn	6	226	37.7	53	0	4	1	1	
12/22/14	BYU	5	197	39.4	53	0	4	1	1	
9/5/15	Missouri St	4	186	46.5	55	1	2	2	2	
9/12/15	at Kansas	1	54	54.0	54	0	0	1	0	

SMITH'S GAME-BY-GAME PUNTING											
Date	Opponent	No	Yds	Avg	LG	TB	FC	50+	I20		
9/19/15	at BGSU	4	192	48.0	53	0	3	2	3		
9/24/15	Cincinnati	6	316	52.7	72	1	0	4	0		
10/2/15	at USF	2	95	47.5	49	0	1	0	1		
10/17/15	Ole Miss	4	159	39.8	49	0	2	0	2		
10/23/15	at Tulsa	3	144	48.0	53	0	1	2	0		
10/31/15	Tulane	1	42	42.0	42	0	1	0	1		
11/7/15	Navy	2	76	38.0	42	0	0	0	0		
11/14/15	at Houston	4	190	47.5	53	0	0	2	0		
11/21/15	at Temple	4	189	47.2	62	1	1	1	1		



#75

OFFENSIVE LINE

MICHAEL STANNARD

R-JUNIOR • 2L
6-2 • 280

COLUMBIA, MO.
ROCK BRIDGE HS

MAJOR: EXERCISE AND SPORT SCIENCE

STANNARD'S CAREER OFFENSIVE LINE STATISTICS		
YR	GAMES/STARTS	PLAYS/TOTAL TEAM PLAYS
2012	11/0	6/700
2014	12/6	315/1,012
2015	11/0	35/329
Totals	34/6	356/1,891

STANNARD'S CAREER HIGHS	
Offensive Plays	68, Tulsa, Oct 31, 2014

STANNARD'S GAME-BY-GAME OFFENSIVE LINE		
Date	Opponent	Position - Plays
9/22/12	Duke	Right Guard - 6/50
8/30/14*	Austin Peay	Right Guard - 30/82
9/6/14*	UCLA	Right Guard - 41/82
9/20/14	MTSU	Right Guard - 18/86
9/27/14	Ole Miss	Right Guard - 15/62
10/4/14	Cincinnati	Right Guard - 10/94
10/11/14	Houston	Special Teams
10/25/14*	SMU	Right Guard

STEWART'S GAME-BY-GAME PASSING								
Date	Opponent	Att	Comp	Yds	INT	TD	LG	
8/30/14	Austin Peay	0	0	0	0	0	0	0
10/4/14	at Cincinnati	0	0	0	0	0	0	0
10/25/14	at SMU	4	3	45	0	1	29	
11/15/14	at Tulane	0	0	0	0	0	0	0
11/29/14	UConn	0	0	0	0	0	0	0


STEWART'S GAME-BY-GAME RUSHING						
Date	Opponent	No	Yds	Avg	TDs	LG
8/30/14	Austin Peay	1	8	8.0	0	8
10/4/14	at Cincinnati	1	14	14.0	0	14
10/25/14	at SMU	4	1	0.3	0	7
11/15/14	at Tulane	0	0	0.0	0	0
11/29/14	UConn	0	0	0.0	0	0

#33	LINEBACKER
	PHILLIP SUMPTER
	R-SOPHOMORE • 1L
	5-11 • 200
	EDMOND, OKLA.
	SANTA FE HS
	MAJOR: SPORT AND LEISURE MANAGEMENT

SUMPTER'S CAREER DEFENSIVE STATISTICS										
YR	G/S	UT	AT	TOT	PD	FR	FF	TFL	SK	INT
2014	2/0	2	0	2	0	0-0	0	1.0-4	0-0	0-0
2015	10/0	4	0	4	0	0-0	0	1.0-3	0-0	0-0
Total	12/0	6	0	6	0	0-0	0	2-7	0-0	0-0

SUMPTER'S CAREER HIGHS	
Tackles	3, Missouri St, Sep 5, 2015
Tackles for Loss	1 (2x), Missouri St, Sep 5, 2015

SUMPTER'S GAME-BY-GAME DEFENSE										
Date	Opponent	UT	AT	TT	TFL	SK	FF	PB	INT	
8/30/14	Austin Peay	2	0	2	1.0-4	0-0	0	0	0	0-0
11/15/14	at Tulane	0	0	0	0-0	0-0	0	0	0	0-0
9/5/15	Missouri St	3	0	3	0-0	0-0	0	0	0	0-0
9/12/15	at Kansas	1	0	1	0-0	0-0	0	0	0	0-0
9/19/15	at BGSU				Did Not Play					
9/24/15	Cincinnati	0	0	0	0-0	0-0	0	0	0	0-0
10/2/15	at USF	0	0	0	0-0	0-0	0	0	0	0-0
10/17/15	Ole Miss	0	0	0	0-0	0-0	0	0	0	0-0
10/23/15	at Tulsa	0	0	0	0-0	0-0	0	0	0	0-0
10/31/15	Tulane	0	0	0	0-0	0-0	0	0	0	0-0
11/7/15	Navy	0	0	0	0-0	0-0	0	0	0	0-0
11/14/15	at Houston	0	0	0	0-0	0-0	0	0	0	0-0
11/21/15	at Temple	0	0	0	0-0	0-0	0	0	0	0-0

#48	DEFENSIVE END
	ERNEST SUTTLES
	R-SOPHOMORE • 1L
	6-5 • 265
	TAMPA, FLA.
	GAITHER HS
	MAJOR: MANAGEMENT

SUTTLES' CAREER DEFENSIVE STATISTICS										
YR	G/S	UT	AT	TOT	PD	FR	FF	TFL	SK	INT
2014	13/6	10	3	12	0	1-0	0	4.0-27	2-20	0-0
2015	10/4	11	2	13	0	0-0	0	2.5-14	1-8	0-0
Total	23/10	21	5	26	0	1-0	0	6.5-41	3.0-28	0-0

SUTTLES' CAREER HIGHS	
Tackles	3 (4x), vs Tulane, Oct 31, 2015
Tackles for Loss	1 (6x), at Houston, Nov 14, 2015
Sacks	1 (3x), at Houston, Nov 14, 2015
Fumble Recoveries	1, Austin Peay, Aug 30, 2014

SUTTLES' GAME-BY-GAME DEFENSE										
Date	Opponent	UT	AT	TT	TFL	SK	FR	PB	INT	
8/30/14*	Austin Peay	2	1	3	1-14	1-14	1	0	0-0	
9/6/14*	at UCLA	1	0	1	0-0	0-0	0	0	0-0	
9/20/14*	MTSU	0	0	0	0-0	0-0	0	0	0-0	
9/27/14	at Ole Miss	2	0	2	1-6	0-0	0	0	0-0	
10/4/14*	at Cincinnati	1	0	1	0-0	0-0	0	0	0-0	
10/11/14*	Houston	0	0	0	0-0	0-0	0	0	0-0	
10/25/14	at SMU	0	0	0	0-0	0-0	0	0	0-0	
10/31/14	Tulsa	1	0	1	0-0	0-0	0	0	0-0	
11/7/14	at Temple	1	0	1	1-6	1-6	0	0	0-0	
11/15/14	at Tulane	0	1	1	0-0	0-0	0	0	0-0	
11/22/14	USF	1	0	1	0-0	0-0	0	0	0-0	
11/29/14	UConn	0	0	0	0-0	0-0	0	0	0-0	
12/22/14	vs BYU	1	0	1	1-1	0-0	0	0	0-0	
9/5/15	Missouri St				Did Not Play					
9/12/15*	at Kansas	0	0	0	0-0	0-0	0	0	0-0	

SUTTLES' GAME-BY-GAME DEFENSE										
Date	Opponent	UT	AT	TT	TFL	SK	FR	PB	INT	
9/19/15*	at BGSU	0	0	0	0-0	0-0	0	0	0-0	
9/24/15	Cincinnati	3	0	3	1-4	0-0	0	0	0-0	
10/2/15*	at USF	1	0	1	0-0	0-0	0	0	0-0	
10/17/15*	Ole Miss	0	0	0	0-0	0-0	0	0	0-0	
10/23/15	at Tulsa	3	0	3	0-0	0-0	0	0	0-0	
10/31/15	Tulane	1	2	3	0.5-2	0-0	0	0	0-0	
11/7/15	Navy	1	0	1	0-0	0-0	0	0	0-0	
11/14/15	at Houston	2	0	2	1-8	1-8	0	0	0-0	
11/21/15	at Temple	0	0	0	0-0	0-0	0	0	0-0	

#72	OFFENSIVE LINEMAN
	TREVON TATE
	R-FRESHMAN • SQ
	6-4 • 280
	HOUSTON, TEXAS
	NORTH SHORE HS
	MAJOR: UNDECLARED

TATE'S CAREER OFFENSIVE LINE STATISTICS		
YR	GAMES/STARTS	PLAYS/TOTAL TEAM PLAYS
2015	10/7	594/823

TATE'S CAREER HIGHS	
Offensive Plays	94, Ole Miss, Oct. 17, 2015

TATE'S GAME-BY-GAME OFFENSIVE LINE		
Date	Opponent	Position - Plays
9/5/15	Missouri St	Right Tackle - 24/81
9/12/15	at Kansas	Right Tackle - 50/79
9/19/15*	at BGSU	Right Tackle - 39/90
9/24/15*	Cincinnati	Right Tackle - 40/73
10/2/15	at USF	Right Tackle - 65/72
10/17/15*	Ole Miss	Right Tackle - 94/94
10/23/15*	at Tulsa	Right Tackle - 58/96
10/31/15*	Tulane	Right Tackle - 79/83
11/7/15	Navy	Did Not Play
11/14/15*	at Houston	Right Tackle - 86/86
11/21/15*	at Temple	Right Tackle - 69/69

#32	DEFENSIVE BACK
	DASHAUGHN TERRY
	SOPHOMORE • 1L
	6-0 • 190
	BLUE SPRINGS, MO.
	BLUE SPRINGS HS
	IOWA WESTERN JUNIOR COLLEGE
	MAJOR: EXERCISE AND SPORT SCIENCE

TERRY'S CAREER DEFENSIVE STATISTICS										
YR	G/S	UT	AT	TOT	PD	FR	FF	TFL	SK	INT
2014	13/0	16	7	23	2	0-0	1	1.0-2	0-0	1-0
2015	11/7	18	7	25	0	0-0	0	0-0	0-0	0-0
Total	24/7	34	14	48	2	0-0	1	1.0-2	0-0	1-0

TERRY'S CAREER HIGHS	
Tackles	5.5, vs Navy, Nov 7, 2015
Tackles for Loss	1, SMU, Oct 25, 2015
Forced Fumbles	1, USF, Nov 22, 2014
Interceptions	1, BYU, Dec 22, 2014

TERRY'S GAME-BY-GAME DEFENSE										
Date	Opponent	UT	AT	TT	TFL	SK	FR	PB	INT	
8/30/14	Austin Peay	0	1	1	0-0	0-0	0	0	0-0	
9/6/14	at UCLA	0	0	0	0-0	0-0	0	0	0-0	
9/20/14	MTSU	0	0	0	0-0	0-0	0	0	0-0	
9/27/14	at Ole Miss	0	0	0	0-0	0-0	0	0	0-0	
10/4/14	at Cincinnati	0	0	0	0-0	0-0	0	0	0-0	
10/11/14	Houston	0	0	0	0-0	0-0	0	0	0-0	
10/25/14	at SMU	2	1	3	1-2	0-0	0	0	0-0	
10/31/14	Tulsa	2	0	2	0-0	0-0	0	0	0-0	
11/7/14	at Temple	4	0	4	0-0	0-0	0	0	0-0	
11/15/14	at Tulane	4	0	4	0-0	0-0	0	0	0-0	
11/22/14	USF	2	2	4	0-0	0-0	1	0	0-0	
11/29/14	UConn	1	0	1	0-0	0-0	0	0	0-0	
12/22/14	vs BYU	1	2	3	0-0	0-0	0	0	1-0	
9/5/15*	Missouri St	3	0	3	0-0	0-0	0	0	0-0	
9/12/15*	at Kansas	2	1	3	0-0	0-0	0	0	0-0	
9/19/15*	at BGSU	1	2	3	0-0	0-0	0	0	0-0	
9/24/15*	Cincinnati	3	0	3	0-0	0-0	0	0	0-0	
10/2/15	at USF	1	0	1	0-0	0-0	0	0	0-0	
10/17/15*	Ole Miss	0	0	0	0-0	0-0	0	0	0-0	
10/23/15	at Tulsa	0	0	0	0-0	0-0	0	0	0-0	
10/31/15	Tulane	0	0	0	0-0	0-0	0	0	0-0	
11/7/15	Navy	4	3	7	0-0	0-0	0	0	0-0	
11/14/15	at Houston	3	0	3	0-0	0-0	0	0	0-0	
11/21/15	at Temple	1	1	2	0-0	0-0	0	0	0-0	

#63	OFFENSIVE LINEMAN
	TYLER USELTON
	SENIOR • 1L
	6-3 • 310
	GREAT BEND, KAN.
	GREAT BEND HS
	BUTLER COMMUNITY COLLEGE
	MAJOR: TEACHER EDUCATION


USELTON'S CAREER OFFENSIVE LINE STATISTICS		
YR	GAMES/STARTS	PLAYS/TOTAL TEAM PLAYS
2014	13/13	823/1012
2015	10/6	361/709
Total	22/19	1184/1721

USELTON'S CAREER HIGHS	
Offensive Plays	97, BYU, Dec 22, 2014

USELTON'S GAME-BY-GAME OFFENSIVE LINE		
Date	Opponent	Position - Plays
8/30/14*	Austin Peay	Left Guard - 42/82
9/6/14*	UCLA	Left Guard - 77/81
9/20/14*	MTSU	Left Guard - 70/86
9/27/14*	Ole Miss	Left Guard - 34/62
10/4/14*	Cincinnati	Left Guard - 83/94
10/11/14*	Houston	Left Guard - 78/78
10/25/14*	SMU	Left Guard - 42/80
10/31/14*	Tulsa	Left Guard - 68/72
11/7/14*	Temple	Left Guard - 58/68
11/15/14*	Tulane	Left Guard - 32/65
11/22/14*	USF	Left Guard - 60/62
11/29/14*	UConn	Left Guard - 82/85
12/22/14*	BYU	Left Guard - 97/97
9/5/15*	Missouri St	Left Guard - 57/81
9/12/15*	at Kansas	Left Guard - 51/79
9/19/15*	at BGSU	Left Guard - 90/90
9/24/15*	Cincinnati	Left Guard - 65/73
10/2/15*	at USF	Left Guard - 25/72
10/17/15	Ole Miss	Did Not Play
10/23/15	at Tulsa	Guard - 21/96
10/31/15	Tulane	Right Guard - 4/83
11/7/15	Navy	Did Not Play
11/14/15	at Houston	Right Guard 14/86
11/21/15	at Temple	Right Guard - 34/69

WALLACE'S GAME-BY-GAME RUSHING

Date	Opponent	No	Yds	Avg	TDs	LG
11/29/14	UConn	2	6	3.0	0	4
12/22/14	BYU	Did Not Play				
9/5/15	vs Missouri St	3	12	4.0	0	6



#30
LINEBACKER

SHAREEF WHITE

SOPHOMORE • 1L
6-1 • 235
GRENADE, MISS.
GRENADE HS

MAJOR: UNDECLARED

WHITE'S CAREER DEFENSIVE STATISTICS


YR	G/S	UT	AT	TOT	PD	FR	FF	TFL	SK	INT
2014	13/0	13	4	17	1	0-0	0	0-0	0-0	0-0
2015	11/3	33	8	41	0	0-0	0	6-22	1-10	0-0
Total	24/3	46	12	58	1	0-0	0	6-22	1-10	0-0

WHITE'S CAREER HIGHS

Tackles	7, at Kansas, Sep 12, 2015
Tackles for Loss	2, at Kansas, Sep 12, 2015
Pass Break Ups	1, Tulane, Nov 15, 2014
Sacks	1, at Tulsa, Oct 23, 2015

WHITE'S GAME-BY-GAME DEFENSE

Date	Opponent	UT	AT	TT	TFL	SK	FF	PB	INT
8/30/14	Austin Peay	1	3	4	0-0	0-0	0	0	0-0
9/6/14	at UCLA	0	0	0	0-0	0-0	0	0	0-0
9/20/14	MTSU	0	1	1	0-0	0-0	0	0	0-0
9/27/14	at Ole Miss	0	0	0	0-0	0-0	0	0	0-0
10/4/14	at Cincinnati	1	1	2	0-0	0-0	0	0	0-0
10/11/14	Houston	1	0	1	0-0	0-0	0	0	0-0
10/25/14	at SMU	0	1	1	0-0	0-0	0	0	0-0
10/31/14	Tulsa	3	0	3	0-0	0-0	0	0	0-0
11/7/14	at Temple	0	0	0	0-0	0-0	0	0	0-0
11/15/14	at Tulane	6	0	6	0-0	0-0	0	1	0-0
11/22/14	USF	0	0	0	0-0	0-0	0	0	0-0
11/29/14	UConn	0	0	0	0-0	0-0	0	0	0-0
12/22/14	vs BYU	1	0	1	0-0	0-0	0	0	0-0
9/5/15*	Missouri St	0	0	0	0-0	0-0	0	0	0-0
9/12/15*	at Kansas	6	1	7	2-4	0-0	0	0	0-0
9/19/15	at BGSU	4	1	5	1-5	0-0	0	0	0-0
9/24/15	Cincinnati	4	1	5	1-2	0-0	0	0	0-0
10/2/15	at USF	4	0	4	0-0	0-0	0	0	0-0
10/17/15	Ole Miss	4	0	4	0-0	0-0	0	0	0-0
10/23/15	at Tulsa	5	0	5	1-10	1-10	0	0	0-0
10/31/15	Tulane	4	1	5	1-1	0-0	0	0	0-0
11/7/15	Navy	1	1	2	0-0	0-0	0	0	0-0
11/14/15	at Houston	0	1	1	0-0	0-0	0	0	0-0
11/21/15	at Temple	1	2	3	0-0	0-0	0	0	0-0



#27
DEFENSIVE BACK

DION WITTY

SENIOR • 3L
5-10 • 190
CORAL SPRINGS, FLA.
CORAL SPRINGS HS

MAJOR: SPORT AND LEISURE MANAGEMENT

WITTY'S CAREER DEFENSIVE STATISTICS

YR	G/S	UT	AT	TOT	PD	FR	FF	TFL	SK	INT
2012	7/0	0	2	2	0	0-0	0	0-0	0-0	0-0
2013	8/0	7	5	12	2	1-0	0	0.5-1	0-0	1-22
2014	11/2	5	1	6	2	0-0	0	0-0	0-0	0-0
2015	9/6	22	5	27	5	0-0	1	0.5-1	0-0	1-16
Total	35/8	34	13	47	9	1-0	1	1-2	0-0	2-38

WITTY'S CAREER HIGHS


Tackles	9, Cincinnati, Sep 24, 2015
Fumbles Recovered	1, Duke, Sep 7, 2013
Tackles for Loss	0.5, at Houston, Oct 12, 2013
Interceptions	1 (2x), Ole Miss, Oct. 17, 2015
Long Int Return	22, at USF, Nov 16, 2013
Pass Breakups	1 (9x), at Temple, Nov 21, 2015

WITTY'S GAME-BY-GAME DEFENSE

Date	Opponent	UT	AT	TT	TFL	SK	FF	PB	INT
9/7/13	Duke	2	0	2	0-0	0-0	0	0	0-0
9/14/13	at MTSU	0	0	0	0-0	0-0	0	0	0-0
9/21/13	Arkansas State	Did Not Play							
10/5/13	UCF	0	0	0	0-0	0-0	0	0	0-0
10/12/13	at Houston	1	3	4	0.5-1	0-0	0	0	0-0
10/19/13	SMU	0	0	0	0-0	0-0	0	1	0-0
10/30/13	Cincinnati	Did Not Play							

WITTY'S GAME-BY-GAME DEFENSE

Date	Opponent	UT	AT	TT	TFL	SK	FF	PB	INT
11/9/13	UT Martin	1	1	2	0-0	0-0	0	0	0
11/16/13	at USF	2	1	3	0-0	0-0	0	1	1-22
11/23/13	at Louisville	Did Not Play							
11/30/13	Temple	1	0	1	0-0	0-0	0	0	0-0
12/7/13	at UConn	Did Not Play							
8/30/14	Austin Peay	0	0	0	0-0	0-0	0	0	0-0
9/6/14	at UCLA	0	0	0	0-0	0-0	0	0	0-0
9/20/14	MTSU	Did Not Play							
9/27/14	at Ole Miss	Did Not Play							
10/4/14	at Cincinnati	3	1	4	0-0	0-0	0	1	0-0
10/11/14	Houston	0	0	0	0-0	0-0	0	0	0-0
10/25/14*	at SMU	0	0	0	0-0	0-0	0	0	0-0
10/31/14*	Tulsa	2	0	2	0-0	0-0	0	1	0-0
11/7/14	at Temple	0	0	0	0-0	0-0	0	0	0-0
11/15/14	at Tulane	0	0	0	0-0	0-0	0	0	0-0
11/22/14	USF	0	0	0	0-0	0-0	0	0	0-0
11/29/14	UConn	0	0	0	0-0	0-0	0	0	0-0
12/22/14	vs BYU	0	0	0	0-0	0-0	0	0	0-0
9/5/15	Missouri St	1	1	2	0-0	0-0	0	0	0-0
9/12/15*	at Kansas	2	1	3	0-0	0-0	0	1	0-0
9/19/15*	at BGSU	2	1	3	0-0	0-0	0	1	0-0
9/24/15*	Cincinnati	8	1	9	0-0	0-0	0	1	0-0
10/2/15*	at USF	1	0	1	0-0	0-0	0	0	0-0
10/17/15	Ole Miss	6	0	6	0-0	0-0	0	0	1-16
10/23/15*	at Tulsa	1	0	1	0-0	0-0	0	1	0-0
10/31/15	Tulane	0	0	0	0-0	0-0	0	0	0-0
11/7/15	Navy	Did Not Play							
11/14/15	at Houston	Did Not Play							
11/21/15	at Temple	1	1	2	0-0	0-0	0	1	0-0



#31
DEFENSIVE BACK

ANTHONY YOUNG

SOPHOMORE • 1L
6-0 • 200
MEMPHIS, TENN.
WHITE STATION HS

MAJOR: INTERDISCIPLINARY STUDIES

YOUNG'S CAREER DEFENSIVE STATISTICS


YR	G/S	UT	AT	TOT	PD	FR	FF	TFL	SK	INT
2014	7/0	5	0	5	0	0-0	0	0-0	0-0	0-0
2015	1/0	6	0	1	0	0-0	0	0-0	0-0	0-0
Total	8/0	6	0	6	0	0-0	0	0-0	0-0	0-0

YOUNG'S CAREER HIGHS

Tackles	2 (2x), Tulane, Nov 15, 2014
---------	------------------------------

YOUNG'S GAME-BY-GAME DEFENSE

Date	Opponent	UT	AT	TT	TFL	SK	FF	PB	INT
8/30/14	Austin Peay	2	0	2	0-0	0-0	0	0	0-0
9/6/14	UCLA	0	0	0	0-0	0-0	0	0	0-0
9/20/14	MTSU	1	0	1	0-0	0-0	0	0	0-0
9/27/14	Ole Miss	0	0	0	0-0	0-0	0	0	0-0
10/4/14	Cincinnati	Did Not Play							
10/11/14	Houston	Did Not Play							
10/25/14	SMU	Did Not Play							
11/7/14	Temple	Did Not Play							
11/15/14	Tulane	2	0	2	0-0	0-0	0	0	0-0
11/22/14	USF	Did Not Play							
11/29/14	UConn	0	0	0	0-0	0-0	0	0	0-0
12/22/14	BYU	0	0	0	0-0	0-0	0	0	0-0
9/5/15	Missouri St	Did Not Play							
9/12/15	at Kansas	Did Not Play							
9/19/15	at BGSU	Did Not Play							
9/24/15	Cincinnati	Did Not Play							
10/2/15	at USF	1	0	1	0-0	0-0	0	0	0-0
10/17/15	Ole Miss	Did Not Play							
10/23/15	at Tulsa	Did Not Play							



#84
TIGHT END

ROBBY YOUNG

R-SOPHOMORE • 1L
6-4 • 255
GERMANTOWN, TENN.
CHRISTIAN BROTHERS HS

MAJOR: MANAGEMENT

YOUNG'S CAREER RECEIVING STATISTICS

YR	G/S	NO	YDS	AVG/C	TDs	LG	REC/G	AVG/G
2014	9/0	1	29	29.0	1	29	0.1	3.2
2015	9/0	0	0	0.0	0	0	0.0	0.0
Total	18/0	1	29	29.0	1	29	0.1	1.8

YOUNG'S CAREER HIGHS

Points Scored	6, SMU, Oct 25, 2014
Touchdowns	1, SMU, Oct 25, 2014
Receptions	1, SMU, Oct 25, 2014
Long Reception	29, SMU, Oct 25, 2014
Receiving Yards	29, SMU, Oct 25, 2014
All-Purpose Yards	29, SMU, Oct 25, 2014

YOUNG'S GAME-BY-GAME RECEIVING

Date	Opponent	No	Yds	Avg	TDs	LG
8/30/14	Austin Peay	0	0	0.0	0	0
9/6/14	at UCLA	Did Not Play				
9/20/14	MTSU	Did Not Play				
9/27/14	at Ole Miss	Did Not Play				
10/4/14	at Cincinnati	0	0	0.0	0	0
10/11/14	Houston	Did Not Play				
10/25/14	at SMU	1	29	29.0	1	29
10/31/14	Tulsa	0	0	0.0	0	0
11/7/14	at Temple	0	0	0.0	0	0
11/15/14	at Tulane	0	0	0.0	0	0
11/22/14	USF	0	0	0.0	0	0
11/29/14	UConn	0	0	0.0	0	0
12/22/14	vs BYU	0	0	0.0	0	0
9/5/15	Missouri St	0	0	0.0	0	0
9/12/15	at Kansas	0	0	0.0	0	0
9/19/15	at BGSU	Did Not Play				
9/24/15	Cincinnati	0	24	0.0	0	0
10/2/15	at USF	Did Not Play				
10/17/15	Ole Miss	0	0	0.0	0	0
10/23/15	at Tulsa	0	0	0.0	0	0
10/31/15	Tulane	0	0	0.0	0	0
11/7/15	Navy	0	0	0.0	0	0
11/14/15	at Houston	0	0	0.0	0	0
11/21/15	at Temple	0	0	0.0	0	0



2015 Memphis Football
Memphis Game Results (as of Nov 23, 2015)
All games



Date	Opponent		Score	Overall	Conference	Time	Attend
Sep 05, 2015	MISSOURI STATE	W	63-7	1-0	0-0	3:02	41730
Sep 12, 2015	at Kansas	W	55-23	2-0	0-0	3:20	37798
Sep 19, 2015	at Bowling Green	W	44-41	3-0	0-0	3:37	21178
* Sep 24, 2015	CINCINNATI	W	53-46	4-0	1-0	4:07	45172
* Oct 02, 2015	at USF	W	24-17	5-0	2-0	3:10	22546
Oct 17, 2015	#13 OLE MISS	W	37-24	6-0	2-0	3:31	60241
* Oct 23, 2015	at Tulsa	W	66-42	7-0	3-0	3:39	20216
* Oct 31, 2015	TULANE	W	41-13	8-0	4-0	3:33	30381
* Nov 07, 2015	NAVY	L	20-45	8-1	4-1	3:06	55212
* Nov 14, 2015	at #16 Houston	L	34-35	8-2	4-2	3:34	42159
* Nov 21, 2015	at Temple	L	12-31	8-3	4-3	3:15	31708

* Denotes American Athletic Conference game.



2015 Memphis Football
Memphis Overall Team Statistics (as of Nov 23, 2015)
All games



Team Statistics	MEM	OPP
SCORING	449	324
Points Per Game	40.8	29.5
Points Off Turnovers	55	27
FIRST DOWNS	289	251
Rushing	112	91
Passing	156	128
Penalty	21	32
RUSHING YARDAGE	2039	1620
Yards gained rushing	2307	1955
Yards lost rushing	268	335
Rushing Attempts	490	438
Average Per Rush	4.2	3.7
Average Per Game	185.4	147.3
TDs Rushing	29	21
PASSING YARDAGE	3603	3168
Comp-Att-Int	282-406-3	227-381-8
Average Per Pass	8.9	8.3
Average Per Catch	12.8	14.0
Average Per Game	327.5	288.0
TDs Passing	23	21
TOTAL OFFENSE	5642	4788
Total Plays	896	819
Average Per Play	6.3	5.8
Average Per Game	512.9	435.3
KICK RETURNS: #-Yards	42-938	18-270
PUNT RETURNS: #-Yards	24-185	10-61
INT RETURNS: #-Yards	8-91	3-19
KICK RETURN AVERAGE	22.3	15.0
PUNT RETURN AVERAGE	7.7	6.1
INT RETURN AVERAGE	11.4	6.3
FUMBLES-LOST	15-8	16-6
PENALTIES-Yards	88-876	71-630
Average Per Game	79.6	57.3
PUNTS-Yards	48-2121	63-2526
Average Per Punt	44.2	40.1
Net punt average	40.4	36.5
KICKOFFS-Yards	86-5544	64-3964
Average Per Kick	64.5	61.9
Net kick average	42.1	39.9
TIME OF POSSESSION/Game	30:59	29:01
3RD-DOWN Conversions	87/176	64/165
3rd-Down Pct	49%	39%
4TH-DOWN Conversions	9/13	3/15
4th-Down Pct	69%	20%
SACKS BY-Yards	23-155	15-105
MISC YARDS	0	0
TOUCHDOWNS SCORED	54	42
FIELD GOALS-ATTEMPTS	22-26	11-13
ON-SIDE KICKS	1-1	0-0
RED-ZONE SCORES	(53-56) 95%	(32-38) 84%
RED-ZONE TOUCHDOWNS	(38-56) 68%	(24-38) 63%
PAT-ATTEMPTS	(53-53) 100%	(39-41) 95%
ATTENDANCE	232736	175605
Games/Avg Per Game	5/46547	6/29268
Neutral Site Games		0/0

Score by Quarters	1st	2nd	3rd	4th	OT	Total
Memphis	99	132	124	94	0	449
Opponents	75	91	69	89	0	324



2015 Memphis Football
Memphis Overall Individual Statistics (as of Nov 23, 2015)
All games



Rushing	gp	att	gain	loss	net	avg	td	lg	avg/g
DORCEUS, Doroland	11	136	610	30	580	4.3	8	35	52.7
COOPER, Jarvis	10	86	373	12	361	4.2	5	26	36.1
HENDERSON, Jamariu	9	58	331	21	310	5.3	4	28	34.4
CRAFT, Sam	10	72	333	33	300	4.2	5	26	30.0
LYNCH, Paxton	11	81	339	106	233	2.9	2	23	21.2
FRAZIER, Mose	11	12	89	9	80	6.7	2	60	7.3
OGLESBY, Jae'Lon	9	6	79	20	59	9.8	0	31	6.6
MILLER, Anthony	10	9	54	0	54	6.0	2	15	5.4
JONES, Tevin	11	8	48	7	41	5.1	1	25	3.7
WALLACE, Tearris	2	3	12	0	12	4.0	0	6	6.0
JACOBS, Nick	6	1	11	0	11	11.0	0	11	1.8
HOLGORSEN, Clay	3	2	6	0	6	3.0	0	3	2.0
LEE, Darius	2	2	6	0	6	3.0	0	4	3.0
WIMS, Frank	2	1	4	0	4	4.0	0	4	2.0
MAYHUE, Phil	11	1	4	0	4	4.0	0	4	0.4
PROCTOR, Roderick	10	3	8	14	-6	-2.0	0	4	-0.6
TEAM	9	9	0	16	-16	-1.8	0	0	-1.8
Total	11	490	2307	268	2039	4.2	29	60	185.4
Opponents	11	438	1955	335	1620	3.7	21	43	147.3

Passing	gp	effic	comp-att-int	pct	yds	td	lg	avg/g
LYNCH, Paxton	11	159.17	271-392-3	69.1	3448	21	82	313.5
HOLGORSEN, Clay	3	188.53	10-12-0	83.3	111	1	17	37.0
MAYHUE, Phil	11	399.80	1-2-0	50.0	44	1	44	4.0
Total	11	161.22	282-406-3	69.5	3603	23	82	327.5
Opponents	11	143.42	227-381-8	59.6	3168	21	94	288.0

Receiving	gp	no.	yds	avg	td	lg	avg/g
FRAZIER, Mose	11	64	694	10.8	3	45	63.1
MAYHUE, Phil	11	46	601	13.1	0	33	54.6
MILLER, Anthony	10	41	624	15.2	4	82	62.4
PROCTOR, Roderick	10	25	335	13.4	0	61	33.5
CROSS, Alan	11	24	229	9.5	3	38	20.8
OGLESBY, Jae'Lon	9	20	167	8.4	1	30	18.6
JONES, Tevin	11	19	300	15.8	4	58	27.3
DORCEUS, Doroland	11	10	201	20.1	2	61	18.3
MONTIEL, Daniel	11	9	140	15.6	2	60	12.7
CRAFT, Sam	10	8	114	14.2	2	60	11.4
HENDERSON, Jamariu	9	6	83	13.8	2	43	9.2
HURD, Daniel	6	3	42	14.0	0	20	7.0
McKILLION, Greg	5	3	29	9.7	0	17	5.8
COOPER, Jarvis	10	3	29	9.7	0	11	2.9
WIMS, Frank	2	1	15	15.0	0	15	7.5
Total	11	282	3603	12.8	23	82	327.5
Opponents	11	227	3168	14.0	21	94	288.0

Punt Returns	no.	yds	avg	td	lg
PROCTOR, Roderick	19	140	7.4	1	63
FRAZIER, Mose	2	7	3.5	0	11
MILLER, Anthony	2	22	11.0	0	18
McMANIS, Wynton	1	16	16.0	0	0
Total	24	185	7.7	1	63
Opponents	10	61	6.1	0	27

Interceptions	no.	yds	avg	td	lg
BALL, Reggis	3	1	0.3	0	1
MAULET, Arthur	2	71	35.5	1	59
WITTY, Dion	1	16	16.0	0	16
MORLEY, Chris	1	0	0.0	0	0
PEGUES, Leonard	1	3	3.0	0	3
Total	8	91	11.4	1	59
Opponents	3	19	6.3	0	10

Kick Returns	no.	yds	avg	td	lg
OGLESBY, Jae'Lon	25	588	23.5	0	48
CRAFT, Sam	10	190	19.0	0	27
MILLER, Anthony	4	105	26.2	0	47
HENDERSON, Jamariu	2	39	19.5	0	21
COOPER, Jarvis	1	16	16.0	0	16
Total	42	938	22.3	0	48
Opponents	18	270	15.0	0	29

Fumble Returns	no.	yds	avg	td	lg
BALL, Reggis	1	10	10.0	0	10
Total	1	10	10.0	0	10
Opponents	2	4	2.0	0	2



2015 Memphis Football
Memphis Overall Individual Statistics (as of Nov 23, 2015)
All games



Scoring	td	fg	PAT				dxd	saf	pts
			kick	rush	rcv	pass			
ELLIOTT, Jake	-	22-26	53-53	-	-	-	-	-	119
DORCEUS, Doroland	10	-	-	-	-	-	-	-	60
CRAFT, Sam	7	-	-	-	-	-	-	-	42
HENDERSON, Jamariu	6	-	-	-	-	-	-	-	36
MILLER, Anthony	6	-	-	-	-	-	-	-	36
JONES, Tevin	5	-	-	-	-	-	-	-	30
FRAZIER, Mose	5	-	-	-	-	-	-	-	30
COOPER, Jarvis	5	-	-	-	-	-	-	-	30
CROSS, Alan	3	-	-	-	-	-	-	-	18
LYNCH, Paxton	2	-	-	1-1	-	-	-	-	14
MONTIEL, Daniel	2	-	-	-	-	-	-	-	12
MAULET, Arthur	1	-	-	-	-	-	-	-	6
PROCTOR, Roderick	1	-	-	-	-	-	-	-	6
OGLESBY, Jae'Lon	1	-	-	-	-	-	-	-	6
TEAM	-	-	-	-	-	-	-	2	4
Total	54	22-26	53-53	1-1	-	-	-	2	449
Opponents	42	11-13	39-41	-	-	0-1	-	-	324

Total Offense	g	plays	rush	pass	total	avg/g
LYNCH, Paxton	11	473	233	3448	3681	334.6
DORCEUS, Doroland	11	136	580	0	580	52.7
COOPER, Jarvis	10	86	361	0	361	36.1
HENDERSON, Jamariu	9	58	310	0	310	34.4
CRAFT, Sam	10	72	300	0	300	30.0
HOLGORSEN, Clay	3	14	6	111	117	39.0
FRAZIER, Mose	11	12	80	0	80	7.3
OGLESBY, Jae'Lon	9	6	59	0	59	6.6
MILLER, Anthony	10	9	54	0	54	5.4
MAYHUE, Phil	11	3	4	44	48	4.4
JONES, Tevin	11	8	41	0	41	3.7
WALLACE, Tearris	2	3	12	0	12	6.0
JACOBS, Nick	6	1	11	0	11	1.8
LEE, Darius	2	2	6	0	6	3.0
WIMS, Frank	2	1	4	0	4	2.0
PROCTOR, Roderick	10	3	-6	0	-6	-0.6
TEAM	9	9	-16	0	-16	-1.8
Total	11	896	2039	3603	5642	512.9
Opponents	11	819	1620	3168	4788	435.3

Field Goals	fg	pct.	01-19	20-29	30-39	40-49	50-99	lg	blk
ELLIOTT, Jake	22-26	84.6	0-0	6-6	7-10	8-9	1-1	52	0
FG Sequence	Memphis				Opponents				
Missouri State	-				-				
Kansas	(27),(32)				(30),(33),(51)				
Bowling Green	(34),(52),(29)				48				
Cincinnati	(40)				(35),27,(49),(32),(36)				
USF	36,(49)				(31)				
Ole Miss	(23),(42),(27)				(24)				
Tulsa	(30)				-				
Tulane	36,(24),(40),(34)				-				
Navy	(40),(38)				(44)				
Houston	(41),(29),48				-				
Temple	(31),(46),(44),36,(39)				(35)				

Punting	no.	yds	avg	lg	tb	fc	i20	50+	blk
SMITH, Spencer	35	1643	46.9	72	3	11	9	14	0
JACOBS, Nick	13	478	36.8	47	3	6	10	0	0
Total	48	2121	44.2	72	6	17	19	14	0
Opponents	63	2526	40.1	57	2	22	17	10	1
Kickoffs	no.	yds	avg	tb	ob	retn	net	ydln	
ELLIOTT, Jake	86	5544	64.5	66	2				
Total	86	5544	64.5	66	2	15.0	42.1	22	
Opponents	64	3964	61.9	19	3	22.3	39.9	25	

Numbers in (parentheses) indicate field goal was made.



2015 Memphis Football
Memphis Overall Individual Statistics (as of Nov 23, 2015)
All games



All Purpose	g	rush	rcv	pr	kr	ir	total	avg/g
OGLESBY, Jae'	9	59	167	0	588	0	814	90.4
MILLER, Anthon	10	54	624	22	105	0	805	80.5
FRAZIER, Mose	11	80	694	7	0	0	781	71.0
DORCEUS, Dor	11	580	201	0	0	0	781	71.0
MAYHUE, Phil	11	4	601	0	0	0	605	55.0
CRAFT, Sam	10	300	114	0	190	0	604	60.4
PROCTOR, Rod	10	-6	335	140	0	0	469	46.9
HENDERSON, J	9	310	83	0	39	0	432	48.0
COOPER, Jarvis	10	361	29	0	16	0	406	40.6
JONES, Tevin	11	41	300	0	0	0	341	31.0
LYNCH, Paxton	11	233	0	0	0	0	233	21.2
CROSS, Alan	11	0	229	0	0	0	229	20.8
MONTIEL, Dani	11	0	140	0	0	0	140	12.7
MAULET, Arthur	11	0	0	0	0	71	71	6.5
HURD, Daniel	6	0	42	0	0	0	42	7.0
McKILLION, Gre	5	0	29	0	0	0	29	5.8
WIMS, Frank	2	4	15	0	0	0	19	9.5
McMANIS, Wynt	11	0	0	16	0	0	16	1.5
WITTY, Dion	9	0	0	0	0	16	16	1.8
WALLACE, Tear	2	12	0	0	0	0	12	6.0
JACOBS, Nick	6	11	0	0	0	0	11	1.8
HOLGORSEN,	3	6	0	0	0	0	6	2.0
LEE, Darius	2	6	0	0	0	0	6	3.0
PEGUES, Leona	10	0	0	0	0	3	3	0.3
BALL, Reggis	11	0	0	0	0	1	1	0.1
TEAM	9	-16	0	0	0	0	-16	-1.8
Total	11	2039	3603	185	938	91	6856	623.3
Opponents	11	1620	3168	61	270	19	5138	467.1



2015 Memphis Football
Memphis Overall Defensive Statistics (as of Nov 23, 2015)
All games



##	Defensive Leaders	gp	Tackles				Sacks	Pass defense			Fumbles		blkd	
			ua	a	tot	tfl/yds		int-yds	brup	qbh	rcv-yds	ff	kick	saf
53	PEGUES, Leonard	10	39	21	60	4.0-11	1.0-7	1-3	.	1
16	McMANIS, Wynton	11	46	9	55	5.0-16	3.5-13	.	.	.	1-0	.	1	.
6	AVERY, Genard	11	42	11	53	6.5-28	3.0-20	.	.	2
39	BALL, Reggis	11	37	11	48	1.0-2	.	3-1	3	.	1-10	.	1	.
17	MORLEY, Chris	11	34	7	41	1.0-1	.	1-0	4
30	WHITE, Shareef	11	33	8	41	6.0-22	1.0-10
10	NELSON, Dontrell	11	32	5	37
12	LANIER, Chauncey	11	26	8	34	1.0-1	1.0-1	.	5
8	MAULET, Arthur	11	30	3	33	.	.	2-71	7
34	DILLON, Jackson	11	22	9	31	4.5-13	.	.	.	1	1-0	.	1	.
58	PENNINGTON, Donald	11	23	7	30	5.0-19	2.0-14	.	1	.	.	1	.	.
27	WITTY, Dion	9	22	5	27	0.5-1	.	1-16	5	.	.	1	.	.
32	TERRY, DaShaughn	11	18	7	25
45	ROBINSON, Noah	11	15	9	24	.	.	.	3	1	1-0	1	.	.
91	HUNTER, Ricky	11	15	7	22	3.5-16	2.0-13	.	1	2	.	1	.	.
13	MONTGOMERY, DeMarco	10	19	1	20	4.0-24	2.0-18
15	JOHNSON, Christian	11	15	5	20	5.5-24	3.0-20	.	1	1	1-0	.	.	.
95	EDWARDS, Michael	11	8	6	14	2.0-10	0.5-7	1	.	.
48	SUTTLES, Ernest	10	11	2	13	2.5-14	1.0-8
14	BRADY, Latarius	11	6	4	10	1.0-6	1.0-6
98	GENTRY, Jared	9	6	1	7	1
9	COLLINS, Jamil	9	6	1	7
7	AKINS, Curtis	6	5	1	6
2	NORTHERN, Ty	10	4	.	4	1-0	.	.	.
33	SUMPTER, Phillip	10	4	.	4	1.0-3
41	MORGAN, Trevor	11	3	1	4
50	HARDEN, Lenard	11	1	2	3
93	CROSBY, Cortez	5	2	1	3	1.0-8	1.0-8
41	FARRIS, Isaiah	10	2	.	2
25	COOPER, Jarvis	10	1	1	2
TM	TEAM	9	2	.	2	1.0-10	1.0-10	1	.	2
43	JORDAN, Deandre	8	1	.	1
38	CHARETTE, Tyler	2	1	.	1
23	ROSS, B.J.	10	1	.	1
87	JONES, Tevin	11	1	.	1
12	LYNCH, Paxton	11	1	.	1
40	CROSS, Alan	11	.	1	1
63	USELTON, Tyler	11	1	.	1
54	KYSER, Drew	11	.	1	1
31	YOUNG, Anthony	1	1	.	1
29	PORTER, Darian	9	.	1	1	.	.	.	1
97	COOPER, Emanuel	2	1	.	1
89	MAYHUE, Phil	11	1	.	1
Total		11	538	156	694	56-229	23-155	8-91	31	9	6-10	6	3	2
Opponents		11	588	270	858	65-264	15-105	3-19	28	13	8-4	9	.	.



2015 Memphis Football
Memphis Total Tackles Game-by-Game (as of Nov 23, 2015)
All games



Total Tackles	UA-A	Total	MSU	KU	BGSU	CIN	USF	OM	TLS	TLN	NAVY	HOU	TEM
PEGUES, Leonard	39-21	60	DNP	1-0	4-4	3-0	5-2	2-1	5-0	0-2	6-2	9-3	4-7
McMANIS, Wynton	46-9	55	3-0	2-0	4-3	5-0	9-0	1-1	5-0	2-1	9-1	4-0	2-3
AVERY, Genard	42-11	53	2-0	5-1	1-0	7-1	4-1	6-1	9-0	2-1	4-4	1-0	1-2
BALL, Reggis	37-11	48	1-1	4-0	2-2	7-0	6-2	4-0	4-1	2-0	3-1	2-2	2-2
MORLEY, Chris	34-7	41	1-1	3-1	2-1	4-0	2-0	7-0	2-1	5-0	4-1	1-0	3-2
WHITE, Shareef	33-8	41	-	6-1	4-1	4-1	4-0	4-0	5-0	4-1	1-1	0-1	1-2
NELSON, D	32-5	37	1-0	4-0	1-1	3-0	1-1	6-0	5-1	4-0	1-1	3-1	3-0
LANIER, C	26-8	34	1-0	5-0	4-0	3-0	2-1	1-0	2-0	4-1	-	2-1	2-5
MAULET, Arthur	30-3	33	3-0	3-0	4-0	2-0	2-0	6-0	2-1	-	1-1	5-1	2-0
DILLON, Jackson	22-9	31	2-0	6-2	2-2	2-1	2-0	2-1	-	2-1	3-1	0-1	1-0
PENNINGTON, D	23-7	30	2-0	2-1	2-1	1-0	4-0	2-0	1-0	2-2	2-0	2-2	3-1
WITTY, Dion	22-5	27	1-1	2-1	2-1	8-1	1-0	6-0	1-0	-	DNP	DNP	1-1
TERRY, D	18-7	25	3-0	2-1	1-2	3-0	1-0	-	-	-	4-3	3-0	1-1
ROBINSON, Noah	15-9	24	2-0	0-3	0-2	1-0	1-0	0-1	2-0	2-2	1-0	3-1	3-0
HUNTER, Ricky	15-7	22	1-0	-	1-2	2-0	0-2	1-0	1-0	3-1	3-0	1-1	2-1
JOHNSON, C	15-5	20	1-0	0-1	1-1	1-0	1-0	3-1	-	-	0-1	4-0	4-1
MONTGOMERY, D	19-1	20	1-0	1-0	DNP	2-0	3-0	2-0	4-0	4-0	-	-	2-1
EDWARDS, M	8-6	14	1-1	2-2	0-1	1-0	0-1	-	1-0	1-1	1-0	-	1-0
SUTTLES, Ernest	11-2	13	DNP	-	-	3-0	1-0	-	3-0	1-2	1-0	2-0	-
BRADY, Latarius	6-4	10	2-0	-	2-0	1-0	-	-	-	0-1	-	0-3	1-0
GENTRY, Jared	6-1	7	1-0	1-0	DNP	-	1-0	DNP	1-0	-	2-0	0-1	-
COLLINS, Jamil	6-1	7	2-0	-	DNP	1-0	-	DNP	-	-	3-1	-	-
AKINS, Curtis	5-1	6	1-0	3-0	DNP	DNP	-	DNP	-	-	DNP	DNP	1-1
NORTHERN, Ty	4-0	4	1-0	-	DNP	1-0	1-0	-	-	1-0	-	-	-
MORGAN, Trevor	3-1	4	1-0	-	0-1	-	1-0	-	-	-	-	1-0	-
SUMPTER, P	4-0	4	3-0	1-0	DNP	-	-	-	-	-	-	-	-
CROSBY, Cortez	2-1	3	1-0	DNP	DNP	-	DNP	DNP	1-0	-	DNP	DNP	0-1
HARDEN, Lenard	1-2	3	-	-	1-1	-	-	0-1	-	-	-	-	-
COOPER, Jarvis	1-1	2	-	-	-	1-0	-	0-1	DNP	-	-	-	-
FARRIS, Isaiah	2-0	2	-	-	DNP	-	-	-	-	-	-	-	2-0
TEAM	2-0	2	-	-	1-0	-	-	-	1-0	-	-	-	-
KYSER, Drew	0-1	1	-	-	-	-	-	-	-	-	-	0-1	-
CROSS, Alan	0-1	1	-	-	-	-	-	-	-	-	-	0-1	-
USELTON, Tyler	1-0	1	-	-	-	-	-	-	1-0	-	-	-	-
JONES, Tevin	1-0	1	-	-	-	-	-	1-0	-	-	-	-	-
PORTER, Darian	0-1	1	-	-	DNP	-	-	DNP	-	-	-	-	0-1
MAYHUE, Phil	1-0	1	-	-	-	-	-	-	-	-	1-0	-	-
ROSS, B.J.	1-0	1	-	1-0	DNP	-	-	-	-	-	-	-	-
COOPER, E	1-0	1	1-0	-	DNP	DNP	DNP	DNP	DNP	DNP	DNP	DNP	DNP
LYNCH, Paxton	1-0	1	-	1-0	-	-	-	-	-	-	-	-	-
YOUNG, Anthony	1-0	1	DNP	DNP	DNP	DNP	1-0	DNP	DNP	DNP	DNP	DNP	DNP
CHARETTE, Tyler	1-0	1	DNP	DNP	DNP	DNP	DNP	1-0	DNP	DNP	DNP	-	DNP
JORDAN, Deandre	1-0	1	1-0	-	DNP	-	-	DNP	-	-	-	-	DNP



2015 Memphis Football
Memphis Team Game-by-Game (as of Nov 23, 2015)
All games



TEAM STATISTICS

Date	Opponent	Rushing				Receiving				Passing				Kick Returns				Punt Returns				tot off
		no.	yds	td	lg	no.	yds	td	lg	cmp-att-int	yds	td	lg	no.	yds	td	lg	no.	yds	td	lg	
Sep 05	MISSOURI STATE	60	317	5	26	16	202	3	44	16-21-0	202	3	44	1	30	0	30	3	84	1	63	519
Sep 12	at Kansas	52	281	5	60	24	370	2	42	24-27-0	370	2	42	1	23	0	23	4	13	0	8	651
Sep 19	at Bowling Green	50	155	2	17	29	386	3	60	29-40-0	386	3	60	4	71	0	21	1	-5	0	0	541
Sep 24	CINCINNATI	37	158	4	26	24	412	2	82	24-36-0	412	2	82	8	161	0	34	0	0	0	0	570
Oct 02	at USF	39	120	1	31	20	305	2	55	20-33-0	305	2	55	2	84	0	48	4	31	0	29	425
Oct 17	OLE MISS	41	107	1	13	39	384	3	36	39-53-1	384	3	36	2	37	0	19	2	20	0	15	491
Oct 23	at Tulsa	52	257	5	28	32	447	4	58	32-44-0	447	4	58	3	65	0	24	1	1	0	1	704
Oct 31	TULANE	39	223	3	23	27	358	1	43	27-44-0	358	1	43	4	81	0	30	3	29	0	18	581
Nov 07	NAVY	31	133	1	14	26	305	1	60	26-42-1	305	1	60	6	141	0	47	1	4	0	4	438
Nov 14	at Houston	54	212	2	35	20	278	2	61	20-32-1	278	2	61	6	137	0	30	4	-8	0	3	490
Nov 21	at Temple	35	76	0	26	25	156	0	21	25-34-0	156	0	21	5	108	0	25	1	16	0	0	232
		490	2039	29	60	282	3603	23	82	282-406-3	3603	23	82	42	938	0	48	24	185	1	63	5642
Opponents		438	1620	21	43	227	3168	21	94	227-381-8	3168	21	94	18	270	0	29	10	61	0	27	4788

Games: 11 • Avg/rush: 4.2 • Avg/catch: 12.8 • Pass effic: 161.22 • KR avg: 22.3 • PR avg: 7.7 • All purpose avg/game: 623.3 • Total offense avg/gm: 512.9

Date	Opponent	Tackles				Sacks		Fumble		Pass Defense			blkd		PAT Attempts			off		
		ua	a	total	tfl-yds	no-yds	ff	fr-yds		int-yds	qbh	brup	kick		kick	rush	rcv	saf	t/o	pts
Sep 05	MISSOURI STATE	40	4	44	4.0-12	1.0-6	2	3-0		0-0	2	2	0		9-9	0	0	0	21	63
Sep 12	at Kansas	55	14	69	7.0-34	3.0-27	0	0-0		0-0	2	3	0		7-7	0	0	0	0	55
Sep 19	at Bowling Green	39	26	65	6.0-31	4.0-23	1	0-0		0-0	0	8	0		5-5	0	0	0	0	44
Sep 24	CINCINNATI	66	4	70	3.0-7	0.0-0	0	0-0		3-63	0	3	1		6-6	1	0	0	10	53
Oct 02	at USF	53	10	63	3.0-4	0.0-0	0	0-0		1-0	0	2	0		3-3	0	0	0	0	24
Oct 17	OLE MISS	55	8	63	8.0-40	3.0-25	1	0-0		2-28	0	3	0		4-4	0	0	0	7	37
Oct 23	at Tulsa	56	4	60	7.0-49	6.0-48	1	2-10		1-0	1	1	0		9-9	0	0	0	14	66
Oct 31	TULANE	39	16	55	7.0-16	1.0-1	0	0-0		0-0	3	3	1		4-4	0	0	2	0	41
Nov 07	NAVY	50	18	68	4.0-7	0.0-0	0	0-0		0-0	0	0	0		2-2	0	0	0	0	20
Nov 14	at Houston	43	20	63	6.0-27	5.0-25	0	0-0		0-0	1	3	0		4-4	0	0	0	0	34
Nov 21	at Temple	42	32	74	1.0-2	0.0-0	1	1-0		1-0	0	3	1		0-0	0	0	0	3	12
		538	156	694	56.0-229	23.0-155	6	6-10		8-91	9	31	3		53-53	1	0	2	55	449
Opponents		588	270	858	65.0-264	15.0-105	9	8-4		3-19	13	28	0		39-41	0	0	0	27	324

Date	Opponent	Punting										Field Goals			Kickoffs				
		no.	yds	avg	long	blkd	tb	fc	50+	i20		md-att	long	blkd	no.	yds	avg	tb	ob
Sep 05	MISSOURI STATE	4	186	46.5	55	0	1	2	2	2		0-0	0	0	10	631	63.1	8	0
Sep 12	at Kansas	2	101	50.5	54	0	1	0	1	0		2-2	32	0	10	649	64.9	8	0
Sep 19	at Bowling Green	4	192	48.0	53	0	0	1	2	3		3-3	52	0	9	580	64.4	6	1
Sep 24	CINCINNATI	6	316	52.7	72	0	1	2	4	0		1-1	40	0	9	586	65.1	7	0
Oct 02	at USF	8	311	38.9	49	0	0	5	0	7		1-2	49	0	4	259	64.8	2	0
Oct 17	OLE MISS	5	188	37.6	49	0	0	3	0	3		3-3	42	0	8	517	64.6	6	0
Oct 23	at Tulsa	6	264	44.0	53	0	2	2	2	1		1-1	30	0	11	702	63.8	10	1
Oct 31	TULANE	3	108	36.0	42	0	0	1	0	3		3-4	40	0	8	524	65.5	5	0
Nov 07	NAVY	2	76	38.0	42	0	0	0	0	0		2-2	40	0	5	322	64.4	4	0
Nov 14	at Houston	4	190	47.5	53	0	0	0	2	0		2-3	41	0	7	455	65.0	7	0
Nov 21	at Temple	4	189	47.2	62	0	1	1	1	0		4-5	46	0	5	319	63.8	3	0
		48	2121	44.2	72	0	6	17	14	19		22-26	52	0	86	5544	64.5	66	2
Opponents		63	2526	40.1	57	1	2	22	10	17		11-13	51	1	64	3964	61.9	19	3



2015 Memphis Football
Memphis Opponent Game-by-Game (as of Nov 23, 2015)
All games



OPPONENT STATISTICS

Date	Opponent	Rushing				Receiving				Passing				Kick Returns				Punt Returns				tot off
		no.	yds	td	lg	no.	yds	td	lg	cmp-att-int	yds	td	lg	no.	yds	td	lg	no.	yds	td	lg	
Sep 05	MISSOURI STATE	30	18	0	14	15	107	1	28	15-25-0	107	1	28	2	34	0	17	1	16	0	16	125
Sep 12	at Kansas	46	194	2	29	18	165	0	22	18-38-0	165	0	22	2	38	0	20	1	-3	0	0	359
Sep 19	at Bowling Green	29	136	2	29	28	443	4	94	28-45-0	443	4	94	2	18	0	13	1	6	0	6	579
Sep 24	CINCINNATI	36	132	1	17	38	620	4	68	38-64-3	620	4	68	2	35	0	21	2	14	0	8	752
Oct 02	at USF	43	178	1	29	17	199	1	39	17-26-1	199	1	39	2	39	0	29	0	0	0	0	377
Oct 17	OLE MISS	24	40	0	13	34	440	3	68	34-48-2	440	3	68	2	23	0	19	1	0	0	0	480
Oct 23	at Tulsa	45	113	2	12	24	421	4	80	24-36-1	421	4	80	0	0	0	0	1	27	0	27	534
Oct 31	TULANE	42	139	2	43	10	131	0	35	10-24-0	131	0	35	3	24	0	12	0	0	0	0	270
Nov 07	NAVY	66	374	5	40	3	85	1	75	3-5-0	85	1	75	1	18	0	18	0	0	0	0	459
Nov 14	at Houston	31	96	4	22	26	296	1	40	26-44-0	296	1	40	0	0	0	0	2	-6	0	0	392
Nov 21	at Temple	46	200	2	16	14	261	2	49	14-26-1	261	2	49	2	41	0	21	1	7	0	7	461
		438	1620	21	43	227	3168	21	94	227-381-8	3168	21	94	18	270	0	29	10	61	0	27	4788
Memphis		490	2039	29	60	282	3603	23	82	282-406-3	3603	23	82	42	938	0	48	24	185	1	63	5642

Games: 11 • Avg/rush: 3.7 • Avg/catch: 14.0 • Pass effic: 143.42 • KR avg: 15.0 • PR avg: 6.1 • All purpose avg/game: 467.1 • Total offense avg/gm: 435.3

Date	Opponent	Tackles				Sacks		Fumble		Pass Defense			blkd kick	PAT Attempts			off		
		ua	a	total	tfl-yds	no-yds	ff	fr-yds		int-yds	qbh	brup		kick	rush	rcv	saf	t/o	pts
Sep 05	MISSOURI STATE	60	18	78	3.0-12	0.0-0	0	0-0		0-0	0	0	0	1-1	0	0	0	0	7
Sep 12	at Kansas	64	10	74	3.0-26	2.0-12	2	3-2		0-0	1	1	0	2-2	0	0	0	3	23
Sep 19	at Bowling Green	41	66	107	8.0-43	2.0-13	0	0-0		0-0	2	4	0	5-6	0	0	0	0	41
Sep 24	CINCINNATI	51	10	61	4.0-15	1.0-9	1	1-2		0-0	0	2	0	4-4	0	0	0	7	46
Oct 02	at USF	44	18	62	6.0-24	2.0-20	0	0-0		0-0	0	2	0	2-2	0	0	0	0	17
Oct 17	OLE MISS	65	20	85	10.0-46	2.0-10	0	0-0		1-2	1	5	0	3-3	0	0	0	0	24
Oct 23	at Tulsa	66	10	76	7.0-22	0.0-0	1	1-0		0-0	2	5	0	6-6	0	0	0	0	42
Oct 31	TULANE	57	6	63	5.0-22	2.0-16	0	0-0		0-0	0	6	0	1-2	0	0	0	0	13
Nov 07	NAVY	40	34	74	3.0-10	1.0-8	4	2-0		1-10	0	2	0	6-6	0	0	0	10	45
Nov 14	at Houston	54	44	98	4.0-15	1.0-10	0	1-0		1-7	7	1	0	5-5	0	0	0	7	35
Nov 21	at Temple	46	34	80	12.0-29	2.0-7	1	0-0		0-0	0	0	0	4-4	0	0	0	0	31
		588	270	858	65.0-264	15.0-105	9	8-4		3-19	13	28	0	39-41	0	0	0	27	324
Memphis		538	156	694	56.0-229	23.0-155	6	6-10		8-91	9	31	3	53-53	1	0	2	55	449

Date	Opponent	Punting										Field Goals			Kickoffs				
		no.	yds	avg	long	blkd	tb	fc	50+	i20		md-att	long	blkd	no.	yds	avg	tb	ob
Sep 05	MISSOURI STATE	10	399	39.9	53	0	0	2	2	2		0-0	0	0	2	130	65.0	1	0
Sep 12	at Kansas	8	293	36.6	43	0	0	4	0	1		3-3	51	0	6	390	65.0	5	0
Sep 19	at Bowling Green	5	216	43.2	53	0	0	1	1	2		0-1	0	0	7	440	62.9	3	0
Sep 24	CINCINNATI	3	134	44.7	54	0	1	1	1	1		4-5	49	1	10	644	64.4	2	0
Oct 02	at USF	7	323	46.1	57	0	0	1	3	3		1-1	31	0	4	205	51.2	1	1
Oct 17	OLE MISS	5	192	38.4	46	0	0	2	0	1		1-1	24	0	5	313	62.6	2	1
Oct 23	at Tulsa	7	256	36.6	40	0	0	6	0	4		0-0	0	0	6	362	60.3	3	0
Oct 31	TULANE	6	236	39.3	51	0	0	2	1	0		0-0	0	0	5	333	66.6	1	0
Nov 07	NAVY	4	181	45.2	50	0	1	0	1	2		1-1	44	0	7	433	61.9	1	0
Nov 14	at Houston	7	296	42.3	57	0	0	3	1	1		0-0	0	0	6	369	61.5	0	0
Nov 21	at Temple	1	0	0.0	0	1	0	0	0	0		1-1	35	0	6	345	57.5	0	1
		63	2526	40.1	57	1	2	22	10	17		11-13	51	1	64	3964	61.9	19	3
Memphis		48	2121	44.2	72	0	6	17	14	19		22-26	52	0	86	5544	64.5	66	2



2015 Memphis Football
Memphis Red-Zone Results (as of Nov 23, 2015)
All games



Memphis Inside Opponent Red-Zone

Date	Opponent	Score	Times		Total	Rush	Pass	FGs	Failed to score inside RZ						
			In RZ	Scored		TDs	TDs	Made	FGA	Down	Int	Fumb	Half	Game	
Sep 05, 2015	MISSOURI STATE	W 63-7	7	7	49	7	5	2	0	0	0	0	0	0	0
Sep 12, 2015	at Kansas	W 55-23	7	7	45	6	4	2	1	0	0	0	0	0	0
Sep 19, 2015	at Bowling Green	W 44-41	5	5	27	3	2	1	2	0	0	0	0	0	0
Sep 24, 2015	CINCINNATI	W 53-46	6	6	39	5	4	1	1	0	0	0	0	0	0
Oct 02, 2015	at USF	W 24-17	3	2	14	2	1	1	0	1	0	0	0	0	0
Oct 17, 2015	OLE MISS	W 37-24	6	6	30	3	1	2	3	0	0	0	0	0	0
Oct 23, 2015	at Tulsa	W 66-42	7	7	45	6	5	1	1	0	0	0	0	0	0
Oct 31, 2015	TULANE	W 41-13	6	5	27	3	3	0	2	1	0	0	0	0	0
Nov 07, 2015	NAVY	L 20-45	3	3	17	2	1	1	1	0	0	0	0	0	0
Nov 14, 2015	at Houston	L 34-35	3	3	13	1	1	0	2	0	0	0	0	0	0
Nov 21, 2015	at Temple	L 12-31	3	2	6	0	0	0	2	1	0	0	0	0	0
Totals			56	53	312	38	27	11	15	3	0	0	0	0	0

53 of 56 (94.6%)

Opponents Inside Memphis Red-Zone

Date	Opponent	Score	Times		Total	Rush	Pass	FGs	Failed to score inside RZ						
			In RZ	Scored		TDs	TDs	Made	FGA	Down	Int	Fumb	Half	Game	
Sep 05, 2015	MISSOURI STATE	W 63-7	1	1	7	1	0	1	0	0	0	0	0	0	0
Sep 12, 2015	at Kansas	W 55-23	5	4	20	2	2	0	2	0	1	0	0	0	0
Sep 19, 2015	at Bowling Green	W 44-41	2	2	13	2	1	1	0	0	0	0	0	0	0
Sep 24, 2015	CINCINNATI	W 53-46	7	5	23	2	1	1	3	1	0	1	0	0	0
Oct 02, 2015	at USF	W 24-17	2	2	10	1	1	0	1	0	0	0	0	0	0
Oct 17, 2015	OLE MISS	W 37-24	3	2	10	1	0	1	1	0	1	0	0	0	0
Oct 23, 2015	at Tulsa	W 66-42	2	2	14	2	2	0	0	0	0	0	0	0	0
Oct 31, 2015	TULANE	W 41-13	1	1	6	1	1	0	0	0	0	0	0	0	0
Nov 07, 2015	NAVY	L 20-45	4	4	28	4	4	0	0	0	0	0	0	0	0
Nov 14, 2015	at Houston	L 34-35	5	4	28	4	4	0	0	0	1	0	0	0	0
Nov 21, 2015	at Temple	L 12-31	6	5	31	4	2	2	1	0	0	1	0	0	0
Totals			38	32	190	24	18	6	8	1	3	2	0	0	0

32 of 38 (84.2%)



2015 Memphis Football

Memphis - Long Plays



20-YARD PLUS PLAYS

Yds	Type	Player(s)	Opponent
82*	Pass	MILLER, Anthony from LYNCH, Paxton	Cincinnati
63*	PR	PROCTOR, Roderick	Missouri State
61*	Pass	DORCEUS, Doroland from LYNCH, Paxton	Houston
61	Pass	PROCTOR, Roderick from LYNCH, Paxton	Cincinnati
60*	Pass	CRAFT, Sam from LYNCH, Paxton	Bowling Green
60	Pass	MONTIEL, Daniel from LYNCH, Paxton	Navy
60*	Rush	FRAZIER, Mose	Kansas
59*	INT	MAULET, Arthur	Cincinnati
58*	Pass	JONES, Tevin from LYNCH, Paxton	Tulsa
55*	Pass	DORCEUS, Doroland from LYNCH, Paxton	USF
48	KR	OGLESBY, Jae'Lon	USF
48*	Pass	JONES, Tevin from LYNCH, Paxton	Bowling Green
47	KR	MILLER, Anthony	Navy
45	Pass	FRAZIER, Mose from LYNCH, Paxton	Tulsa
45*	Pass	MILLER, Anthony from LYNCH, Paxton	Tulsa
44*	Pass	FRAZIER, Mose from MAYHUE, Phil	Missouri State
43*	Pass	HENDERSON, Jamarius from LYNCH, Paxton	Tulane
42	Pass	FRAZIER, Mose from LYNCH, Paxton	Kansas
38*	Pass	CROSS, Alan from LYNCH, Paxton	Houston
36	Pass	MILLER, Anthony from LYNCH, Paxton	Ole Miss
36	KR	OGLESBY, Jae'Lon	USF
35	Rush	DORCEUS, Doroland	Houston
34	KR	OGLESBY, Jae'Lon	Cincinnati
34	Pass	MILLER, Anthony from LYNCH, Paxton	Bowling Green
33	Pass	FRAZIER, Mose from LYNCH, Paxton	Navy
33	Pass	MAYHUE, Phil from LYNCH, Paxton	USF
32	Pass	JONES, Tevin from LYNCH, Paxton	Bowling Green
32	Pass	PROCTOR, Roderick from LYNCH, Paxton	Missouri State
32	Pass	MAYHUE, Phil from LYNCH, Paxton	Kansas
31*	Pass	FRAZIER, Mose from LYNCH, Paxton	Ole Miss
31	Rush	OGLESBY, Jae'Lon	USF
30	KR	OGLESBY, Jae'Lon	Missouri State
30	Pass	FRAZIER, Mose from LYNCH, Paxton	Tulsa
30	Pass	OGLESBY, Jae'Lon from LYNCH, Paxton	Kansas
30	KR	OGLESBY, Jae'Lon	Houston
30	KR	OGLESBY, Jae'Lon	Tulane
29	Pass	MILLER, Anthony from LYNCH, Paxton	Cincinnati
29	PR	PROCTOR, Roderick	USF
29	Pass	MAYHUE, Phil from LYNCH, Paxton	Tulane
28	Pass	PROCTOR, Roderick from LYNCH, Paxton	Navy
28	Rush	HENDERSON, Jamarius	Tulsa
28	Pass	PROCTOR, Roderick from LYNCH, Paxton	USF
27	KR	OGLESBY, Jae'Lon	Houston
27	KR	CRAFT, Sam	Cincinnati
27	KR	MILLER, Anthony	Navy
27	KR	OGLESBY, Jae'Lon	Cincinnati
26	Rush	HENDERSON, Jamarius	Tulsa
26	Rush	COOPER, Jarvis	Cincinnati
26	Rush	CRAFT, Sam	Temple
26	Pass	FRAZIER, Mose from LYNCH, Paxton	Bowling Green
26	Pass	MAYHUE, Phil from LYNCH, Paxton	Tulsa
26	Pass	MILLER, Anthony from LYNCH, Paxton	Kansas
26	Rush	HENDERSON, Jamarius	Missouri State
25*	Rush	JONES, Tevin	Houston
25	Pass	MAYHUE, Phil from LYNCH, Paxton	Tulane
25	KR	OGLESBY, Jae'Lon	Cincinnati
25	KR	OGLESBY, Jae'Lon	Temple
25	Pass	MILLER, Anthony from LYNCH, Paxton	Tulsa
24	Pass	FRAZIER, Mose from LYNCH, Paxton	Bowling Green
24	Pass	PROCTOR, Roderick from LYNCH, Paxton	Houston
24	Pass	PROCTOR, Roderick from LYNCH, Paxton	Bowling Green
24	KR	CRAFT, Sam	Tulsa
23	KR	CRAFT, Sam	Tulsa
23	KR	OGLESBY, Jae'Lon	Tulane
23	Pass	MONTIEL, Daniel from LYNCH, Paxton	Kansas
23	Rush	LYNCH, Paxton	Tulane
23	KR	OGLESBY, Jae'Lon	Temple
23	KR	CRAFT, Sam	Kansas
22	KR	OGLESBY, Jae'Lon	Navy
22	Pass	OGLESBY, Jae'Lon from LYNCH, Paxton	Cincinnati
22	Rush	DORCEUS, Doroland	Tulsa
22	KR	OGLESBY, Jae'Lon	Houston
22	KR	OGLESBY, Jae'Lon	Houston
21	KR	HENDERSON, Jamarius	Temple
21	KR	CRAFT, Sam	Bowling Green
21	Pass	MAYHUE, Phil from LYNCH, Paxton	Temple

LONG PLAYS BY THE NUMBERS

Long Plays By Yards	No.	TD
100+	0	0
90-99	0	0
80-89	1	1
70-79	0	0
60-69	6	4
50-59	3	3
40-49	8	4
30-39	18	2
20-29	54	4
Long Plays By Type	No.	TD
Rushing	14	3
Passing	48	13
Punt returns	2	1
Kick returns	25	0
Interceptions	1	1
Fumble returns	0	0
Other	0	0
TOTAL	90	18

20-YARD PLUS BY PLAYER

Player	No.	TD	R	P	KR	PR	IR	FR
OGLESBY, Jae'Lon	20	0	2	2	16	0	0	0
MILLER, Anthony	11	2	0	9	2	0	0	0
FRAZIER, Mose	9	3	1	8	0	0	0	0
CRAFT, Sam	9	2	1	2	6	0	0	0
PROCTOR, Roderick	8	1	0	6	0	2	0	0
MAYHUE, Phil	8	0	0	8	0	0	0	0
HENDERSON, Jamarius	7	3	4	2	1	0	0	0
JONES, Tevin	5	3	1	4	0	0	0	0
DORCEUS, Doroland	4	2	2	2	0	0	0	0
CROSS, Alan	2	1	0	2	0	0	0	0
MONTIEL, Daniel	2	0	0	2	0	0	0	0
LYNCH, Paxton	2	0	2	0	0	0	0	0
MAULET, Arthur	1	1	0	0	0	0	1	0
COOPER, Jarvis	1	0	1	0	0	0	0	0
HURD, Daniel	1	0	0	1	0	0	0	0
TOTAL	90	18	14	48	25	2	1	0

LONGEST PLAYS OF THE YEAR

Rushing
60 FRAZIER, Mose vs Kansas (9/12/2015)
Rushing Touchdown
60 FRAZIER, Mose vs Kansas (9/12/2015)
Passing
82 MILLER, Anthony from LYNCH, Paxton vs Cincinnati (9/24/2015)
Passing Touchdown
82 MILLER, Anthony from LYNCH, Paxton vs Cincinnati (9/24/2015)
Punt Return
63 PROCTOR, Roderick vs Missouri State (9/5/2015)
Kick Return
48 OGLESBY, Jae'Lon vs USF (10/2/2015)
Interception Return
59 MAULET, Arthur vs Cincinnati (9/24/2015)
Fumble Return
10 BALL, Reggis vs Tulsa (10/23/2015)
Punt
72 SMITH, Spencer vs Cincinnati (9/24/2015)
Field Goal
52 ELLIOTT, Jake vs Bowling Green (9/19/2015)

* touchdown scored on play



2015 Memphis Football
Memphis By-Quarter Statistics (as of Nov 23, 2015)
All games



3rd-Down Conversions

Date	Opponent	Score	Overall	1st Qtr	2nd Qtr	3rd Qtr	4th Qtr	Overtime
Sep 05, 2015	MISSOURI STATE	W 63-7	9-14 64.3	3-4 75.0	2-3 66.7	3-4 75.0	1-3 33.3	
Sep 12, 2015	at Kansas	W 55-23	5-9 55.6	1-3 33.3	1-2 50.0	1-2 50.0	2-2 100.0	
Sep 19, 2015	at Bowling Green	W 44-41	9-20 45.0	1-3 33.3	3-5 60.0	4-7 57.1	1-5 20.0	
Sep 24, 2015	CINCINNATI	W 53-46	3-11 27.3	0-2 0.0	1-3 33.3	1-3 33.3	1-3 33.3	
Oct 02, 2015	at USF	W 24-17	8-18 44.4	2-4 50.0	2-5 40.0	4-6 66.7	0-3 0.0	
Oct 17, 2015	OLE MISS	W 37-24	12-20 60.0	1-3 33.3	3-4 75.0	4-6 66.7	4-7 57.1	
Oct 23, 2015	at Tulsa	W 66-42	9-18 50.0	1-3 33.3	1-3 33.3	5-7 71.4	2-5 40.0	
Oct 31, 2015	TULANE	W 41-13	6-13 46.2	0-1 0.0	2-4 50.0	1-4 25.0	3-4 75.0	
Nov 07, 2015	NAVY	L 20-45	7-15 46.7	2-4 50.0	3-5 60.0	1-3 33.3	1-3 33.3	
Nov 14, 2015	at Houston	L 34-35	12-19 63.2	4-7 57.1	4-6 66.7	3-3 100.0	1-3 33.3	
Nov 21, 2015	at Temple	L 12-31	7-19 36.8	2-4 50.0	2-5 40.0	2-5 40.0	1-5 20.0	
	Memphis		87-176 49.4	17-38 44.7	24-45 53.3	29-50 58.0	17-43 39.5	0-0 0.0
	Opponents		64-165 38.8	22-48 45.8	15-41 36.6	10-32 31.2	17-44 38.6	0-0 0.0

4th-Down Conversions

Date	Opponent	Score	Overall	1st Qtr	2nd Qtr	3rd Qtr	4th Qtr	Overtime
Sep 05, 2015	MISSOURI STATE	W 63-7	1-1 100.0	0-0 0.0	0-0 0.0	1-1 100.0	0-0 0.0	
Sep 12, 2015	at Kansas	W 55-23	0-0 0.0	0-0 0.0	0-0 0.0	0-0 0.0	0-0 0.0	
Sep 19, 2015	at Bowling Green	W 44-41	3-3 100.0	0-0 0.0	0-0 0.0	2-2 100.0	1-1 100.0	
Sep 24, 2015	CINCINNATI	W 53-46	1-2 50.0	0-0 0.0	0-0 0.0	0-0 0.0	1-2 50.0	
Oct 02, 2015	at USF	W 24-17	0-0 0.0	0-0 0.0	0-0 0.0	0-0 0.0	0-0 0.0	
Oct 17, 2015	OLE MISS	W 37-24	0-0 0.0	0-0 0.0	0-0 0.0	0-0 0.0	0-0 0.0	
Oct 23, 2015	at Tulsa	W 66-42	1-1 100.0	0-0 0.0	0-0 0.0	0-0 0.0	1-1 100.0	
Oct 31, 2015	TULANE	W 41-13	0-0 0.0	0-0 0.0	0-0 0.0	0-0 0.0	0-0 0.0	
Nov 07, 2015	NAVY	L 20-45	2-4 50.0	1-1 100.0	0-1 0.0	1-1 100.0	0-1 0.0	
Nov 14, 2015	at Houston	L 34-35	0-0 0.0	0-0 0.0	0-0 0.0	0-0 0.0	0-0 0.0	
Nov 21, 2015	at Temple	L 12-31	1-2 50.0	0-0 0.0	0-0 0.0	0-0 0.0	1-2 50.0	
	Memphis		9-13 69.2	1-1 100.0	0-1 0.0	4-4 100.0	4-7 57.1	0-0 0.0
	Opponents		3-15 20.0	1-1 100.0	0-5 0.0	1-2 50.0	1-7 14.3	0-0 0.0

Time of Possession

Date	Opponent	Score	Overall	1st Qtr	2nd Qtr	3rd Qtr	4th Qtr	Overtime
Sep 05, 2015	MISSOURI STATE	W 63-7	33:50	8:14	7:50	10:08	7:38	
Sep 12, 2015	at Kansas	W 55-23	28:26	7:13	8:13	4:43	8:17	
Sep 19, 2015	at Bowling Green	W 44-41	36:41	7:29	8:34	10:17	10:21	
Sep 24, 2015	CINCINNATI	W 53-46	26:17	3:18	6:08	7:57	8:54	
Oct 02, 2015	at USF	W 24-17	30:32	5:27	8:38	9:22	7:05	
Oct 17, 2015	OLE MISS	W 37-24	37:28	7:26	8:27	9:31	12:04	
Oct 23, 2015	at Tulsa	W 66-42	35:24	6:38	9:59	9:44	9:03	
Oct 31, 2015	TULANE	W 41-13	29:05	3:15	9:32	9:37	6:41	
Nov 07, 2015	NAVY	L 20-45	23:03	5:29	6:11	8:01	3:22	
Nov 14, 2015	at Houston	L 34-35	34:32	10:22	10:07	8:44	5:19	
Nov 21, 2015	at Temple	L 12-31	25:28	5:37	7:08	6:53	5:50	
	Memphis	Total	340:46	70:28	90:47	94:57	84:34	0:00
		Avg.	30:58	6:24	8:15	8:37	7:41	0:00
	Opponents	Total	319:14	94:32	74:13	70:03	80:26	0:00
		Avg.	29:01	8:35	6:44	6:22	7:18	0:00



2015 Memphis Football
Memphis Game Superlatives (as of Nov 23, 2015)
All games



INDIVIDUAL GAME HIGHS

Rushes	32	DORCEUS, Doroland at Tulsa (Oct 23, 2015)
Yards Rushing	138	DORCEUS, Doroland at Tulsa (Oct 23, 2015)
TD Rushes	2	COOPER, Jarvis vs Missouri State (Sep 05, 2015)
	2	DORCEUS, Doroland vs Missouri State (Sep 05, 2015)
	2	CRAFT, Sam vs Cincinnati (Sep 24, 2015)
	2	HENDERSON, Jamarius at Tulsa (Oct 23, 2015)
	2	DORCEUS, Doroland at Tulsa (Oct 23, 2015)
Long Rush	60	FRAZIER, Mose at Kansas (Sep 12, 2015)
Pass attempts	53	LYNCH, Paxton vs Ole Miss (Oct 17, 2015)
Pass completions	39	LYNCH, Paxton vs Ole Miss (Oct 17, 2015)
Yards Passing	447	LYNCH, Paxton at Tulsa (Oct 23, 2015)
TD Passes	4	LYNCH, Paxton at Tulsa (Oct 23, 2015)
Long Pass	82	LYNCH, Paxton vs Cincinnati (Sep 24, 2015)
Receptions	10	MILLER, Anthony vs Ole Miss (Oct 17, 2015)
	10	FRAZIER, Mose at Tulsa (Oct 23, 2015)
Yards Receiving	156	MILLER, Anthony vs Cincinnati (Sep 24, 2015)
TD Receptions	2	FRAZIER, Mose vs Missouri State (Sep 05, 2015)
	2	JONES, Tevin at Tulsa (Oct 23, 2015)
Long Reception	82	MILLER, Anthony vs Cincinnati (Sep 24, 2015)
Field Goals	4	ELLIOTT, Jake at Temple (Nov 21, 2015)
Long Field Goal	52	ELLIOTT, Jake at Bowling Green (Sep 19, 2015)
Punts	6	SMITH, Spencer vs Cincinnati (Sep 24, 2015)
	6	JACOBS, Nick at USF (Oct 02, 2015)
Punting Avg	54.0	SMITH, Spencer at Kansas (Sep 12, 2015)
Long Punt	72	SMITH, Spencer vs Cincinnati (Sep 24, 2015)
Punts inside 20	6	JACOBS, Nick at USF (Oct 02, 2015)
Long Punt Return	63	PROCTOR, Roderick vs Missouri State (Sep 05, 2015)
Long Kickoff Return	48	OGLESBY, Jae'Lon at USF (Oct 02, 2015)
Tackles	12	PEGUES, Leonard at Houston (Nov 14, 2015)
Sacks	2.0	AVERY, Genard at Tulsa (Oct 23, 2015)
	2.0	McMANIS, Wynton at Houston (Nov 14, 2015)
Tackles For Loss	3.0	AVERY, Genard at Tulsa (Oct 23, 2015)
Interceptions	1	MAULET, Arthur vs Cincinnati (Sep 24, 2015)
	1	BALL, Reggis vs Cincinnati (Sep 24, 2015)
	1	PEGUES, Leonard vs Cincinnati (Sep 24, 2015)
	1	BALL, Reggis at USF (Oct 02, 2015)
	1	MAULET, Arthur vs Ole Miss (Oct 17, 2015)
	1	WITTY, Dion vs Ole Miss (Oct 17, 2015)
	1	MORLEY, Chris at Tulsa (Oct 23, 2015)
	1	BALL, Reggis at Temple (Nov 21, 2015)



2015 Memphis Football
Memphis Game Superlatives (as of Nov 23, 2015)
All games



TEAM GAME HIGHS

Rushes	60	vs Missouri State (Sep 05, 2015)
Yards Rushing	317	vs Missouri State (Sep 05, 2015)
Yards Per Rush	5.7	vs Tulane (Oct 31, 2015)
TD Rushes	5	vs Missouri State (Sep 05, 2015)
	5	at Kansas (Sep 12, 2015)
	5	at Tulsa (Oct 23, 2015)
Pass attempts	53	vs Ole Miss (Oct 17, 2015)
Pass completions	39	vs Ole Miss (Oct 17, 2015)
Yards Passing	447	at Tulsa (Oct 23, 2015)
Yards Per Pass	13.7	at Kansas (Sep 12, 2015)
TD Passes	4	at Tulsa (Oct 23, 2015)
Total Plays	96	at Tulsa (Oct 23, 2015)
Total Offense	704	at Tulsa (Oct 23, 2015)
Yards Per Play	8.2	at Kansas (Sep 12, 2015)
Points	66	at Tulsa (Oct 23, 2015)
Sacks By	6	at Tulsa (Oct 23, 2015)
First Downs	35	at Tulsa (Oct 23, 2015)
Penalties	12	at Tulsa (Oct 23, 2015)
Penalty Yards	120	at Tulsa (Oct 23, 2015)
Turnovers	3	at Kansas (Sep 12, 2015)
	3	vs Navy (Nov 07, 2015)
Interceptions By	3	vs Cincinnati (Sep 24, 2015)
Punts	8	at USF (Oct 02, 2015)
Punting Avg	52.7	vs Cincinnati (Sep 24, 2015)
Long Punt	72	vs Cincinnati (Sep 24, 2015)
Punts inside 20	7	at USF (Oct 02, 2015)
Long Punt Return	63	vs Missouri State (Sep 05, 2015)



2015 Memphis Football
Memphis Game Superlatives (as of Nov 23, 2015)
All games



OPPONENT INDIVIDUAL GAME HIGHS

Rushes	20	MACK, Marlon, at USF (Oct 02, 2015)
Yards Rushing	113	Kinner, K., at Kansas (Sep 12, 2015)
TD Rushes	3	SWAIN, Chris, vs Navy (Nov 07, 2015)
Long Rush	43	HILLIARD, D., vs Tulane (Oct 31, 2015)
Pass attempts	53	MOORE, Hayden, vs Cincinnati (Sep 24, 2015)
Pass completions	33	Chad Kelly, vs Ole Miss (Oct 17, 2015)
Yards Passing	557	MOORE, Hayden, vs Cincinnati (Sep 24, 2015)
TD Passes	4	JOHNSON, Matt, at Bowling Green (Sep 19, 2015)
	4	MOORE, Hayden, vs Cincinnati (Sep 24, 2015)
	4	EVANS, D., at Tulsa (Oct 23, 2015)
Long Pass	94	JOHNSON, Matt, at Bowling Green (Sep 19, 2015)
Receptions	14	L. Treadwell, vs Ole Miss (Oct 17, 2015)
	14	GARRETT, K., at Tulsa (Oct 23, 2015)
Yards Receiving	268	GARRETT, K., at Tulsa (Oct 23, 2015)
TD Receptions	3	LEWIS, Roger, at Bowling Green (Sep 19, 2015)
	3	GARRETT, K., at Tulsa (Oct 23, 2015)
Long Reception	94	LEWIS, Roger, at Bowling Green (Sep 19, 2015)
Field Goals	4	GANTZ, Andrew, vs Cincinnati (Sep 24, 2015)
Long Field Goal	51	Wyman, M., at Kansas (Sep 12, 2015)
Punts	10	Chris Sullens, vs Missouri State (Sep 05, 2015)
Punting Avg	46.1	CIABATTI, Matti, at USF (Oct 02, 2015)
Long Punt	57	CIABATTI, Matti, at USF (Oct 02, 2015)
	57	PIPER, Logan, at Houston (Nov 14, 2015)
Punts inside 20	4	PARKS, D., at Tulsa (Oct 23, 2015)
Long Punt Return	27	FLOYD, C., at Tulsa (Oct 23, 2015)
Long Kickoff Return	29	ADAMS, Rodney, at USF (Oct 02, 2015)
Tackles	20	VALDEZ, Austin, at Bowling Green (Sep 19, 2015)
Sacks	2.0	Goodman, B., at Kansas (Sep 12, 2015)
Tackles For Loss	3.0	SMART, Taniel, vs Tulane (Oct 31, 2015)
	3.0	CHANDLER, Sean, at Temple (Nov 21, 2015)
Interceptions	1	Mike Hilton, vs Ole Miss (Oct 17, 2015)
	1	GONZALES, D., vs Navy (Nov 07, 2015)
	1	ROBERTS, E., at Houston (Nov 14, 2015)



2015 Memphis Football
Memphis Game Superlatives (as of Nov 23, 2015)
All games



OPPONENT TEAM GAME HIGHS

Rushes	66	vs Navy (Nov 07, 2015)
Yards Rushing	374	vs Navy (Nov 07, 2015)
Yards Per Rush	5.7	vs Navy (Nov 07, 2015)
TD Rushes	5	vs Navy (Nov 07, 2015)
Pass attempts	64	vs Cincinnati (Sep 24, 2015)
Pass completions	38	vs Cincinnati (Sep 24, 2015)
Yards Passing	620	vs Cincinnati (Sep 24, 2015)
Yards Per Pass	17.0	vs Navy (Nov 07, 2015)
TD Passes	4	at Bowling Green (Sep 19, 2015)
	4	vs Cincinnati (Sep 24, 2015)
	4	at Tulsa (Oct 23, 2015)
Total Plays	100	vs Cincinnati (Sep 24, 2015)
Total Offense	752	vs Cincinnati (Sep 24, 2015)
Yards Per Play	7.8	at Bowling Green (Sep 19, 2015)
Points	46	vs Cincinnati (Sep 24, 2015)
Sacks By	2	at Kansas (Sep 12, 2015)
	2	at Bowling Green (Sep 19, 2015)
	2	at USF (Oct 02, 2015)
	2	vs Ole Miss (Oct 17, 2015)
	2	vs Tulane (Oct 31, 2015)
	2	at Temple (Nov 21, 2015)
First Downs	38	vs Cincinnati (Sep 24, 2015)
Penalties	11	vs Cincinnati (Sep 24, 2015)
	11	at Tulsa (Oct 23, 2015)
Penalty Yards	101	vs Cincinnati (Sep 24, 2015)
Turnovers	3	vs Missouri State (Sep 05, 2015)
	3	vs Cincinnati (Sep 24, 2015)
	3	at Tulsa (Oct 23, 2015)
Interceptions By	1	vs Ole Miss (Oct 17, 2015)
	1	vs Navy (Nov 07, 2015)
	1	at Houston (Nov 14, 2015)
Punts	10	vs Missouri State (Sep 05, 2015)
Punting Avg	46.1	at USF (Oct 02, 2015)
Long Punt	57	at USF (Oct 02, 2015)
	57	at Houston (Nov 14, 2015)
Punts inside 20	4	at Tulsa (Oct 23, 2015)
Long Punt Return	27	at Tulsa (Oct 23, 2015)



2015 Memphis Football
Memphis Passing Game-by-Game (as of Nov 23, 2015)
All games



#12 LYNCH, Paxton	Comp	Att	Int	Pct	Yards	TD	Long	Sacked	Effic
Missouri State	8	12	0	66.7	78	1	32	0-0	148.77
Kansas	22	25	0	88.0	354	2	42	2-12	233.34
Bowling Green	29	40	0	72.5	386	3	60	2-13	178.31
Cincinnati	24	36	0	66.7	412	2	82	1-9	181.13
USF	20	33	0	60.6	305	2	55	2-20	158.24
Ole Miss	39	53	1	73.6	384	3	36	2-10	149.35
Tulsa	32	44	0	72.7	447	4	58	0-0	188.06
Tulane	26	42	0	61.9	343	1	43	2-16	138.36
Navy	26	42	1	61.9	305	1	60	1-8	126.00
Houston	20	31	1	64.5	278	2	61	1-10	154.68
Temple	25	34	0	73.5	156	0	21	2-7	112.07
TOTALS	271	392	3	69.1	3448	21	82	15-105	159.17

#10 HOLGORSEN, Clay	Comp	Att	Int	Pct	Yards	TD	Long	Sacked	Effic
Missouri State	7	8	0	87.5	80	1	17	0-0	212.75
Kansas	2	2	0	100.0	16	0	9	0-0	167.20
Tulane	1	2	0	50.0	15	0	15	0-0	113.00
TOTALS	10	12	0	83.3	111	1	17	0-0	188.53

#89 MAYHUE, Phil	Comp	Att	Int	Pct	Yards	TD	Long	Sacked	Effic
Missouri State	1	1	0	100.0	44	1	44	0-0	799.60
Houston	0	1	0	0.0	0	0	0	0-0	0.00
TOTALS	1	2	0	50.0	44	1	44	0-0	399.80



2015 Memphis Football
Memphis Rushing/Receiving Game-by-Game (as of Nov 23, 2015)
All games



RUSHING	No-Yds/TD	MSU	KU	BGSU	CIN	USF	OM	TLS	TLN	NAVY	HOU	TEM
DORCEUS, D	136-580/8	6-19/2	7-49/1	16-75/1	2--1/0	13-33/0	5-22/0	32-138/2	10-45/1	12-69/0	26-116/1	7-15/0
COOPER, Jarvis	86-361/5	18-102/2	9-57/1	9-15/0	9-49/1	5-21/0	17-76/0	DNP	8-19/1	2-3/0	5-12/0	4-7/0
HENDERSON, J	58-310/4	15-73/1	11-77/1	DNP	1-1/0	-	-	14-112/2	3-14/0	5-15/0	DNP	9-18/0
CRAFT, Sam	72-300/5	12-72/0	7-15/1	11-50/1	12-50/2	8-12/0	8-20/1	1-2/0	4-31/0	DNP	5-8/0	4-40/0
LYNCH, Paxton	81-233/2	3-27/0	6-14/0	7-17/0	11-52/0	9-6/1	8-3/0	2-6/1	7-43/0	7-24/0	13-43/0	8--2/0
FRAZIER, Mose	12-80/2	-	3-64/1	3--1/0	1-9/1	-	-	1--6/0	2-8/0	1-5/0	-	1-1/0
OGLESBY, J	6-59/0	-	1-11/0	DNP	-	2-47/0	1--19/0	DNP	1-21/0	-	-	1--1/0
MILLER, Anthony	9-54/2	1-5/0	3-7/0	-	-	1-3/0	-	-	2-28/1	2-11/1	DNP	-
JONES, Tevin	8-41/1	-	1-0/0	1--7/0	-	-	1-7/0	1-1/0	1-10/0	-	3-30/1	-
WALLACE, T	3-12/0	3-12/0	-	DNP	DNP	DNP	DNP	DNP	DNP	DNP	DNP	DNP
JACOBS, Nick	1-11/0	DNP	-	1-11/0	DNP	-	-	-	-	DNP	DNP	DNP
LEE, Darius	2-6/0	1-4/0	DNP	DNP	DNP	DNP	DNP	DNP	DNP	1-2/0	DNP	DNP
HOLGORSSEN, Clay	2-6/0	1-3/0	1-3/0	DNP	DNP	DNP	DNP	DNP	-	DNP	DNP	DNP
WIMS, Frank	1-4/0	-	DNP	DNP	DNP	DNP	DNP	DNP	1-4/0	DNP	DNP	DNP
MAYHUE, Phil	1-4/0	-	-	-	-	-	-	-	-	-	1-4/0	-
PROCTOR, R	3--6/0	-	1--14/0	-	-	-	-	1-4/0	-	1-4/0	-	DNP
TEAM	9--16/0	DNP	2--2/0	2--5/0	1--2/0	1--2/0	1--2/0	-	-	DNP	1--1/0	1--2/0

RECEIVING	No-Yds/TD	MSU	KU	BGSU	CIN	USF	OM	TLS	TLN	NAVY	HOU	TEM
FRAZIER, Mose	64-694/3	6-89/2	4-77/0	7-66/0	2-16/0	2-31/0	8-83/1	10-128/0	7-75/0	6-61/0	4-33/0	8-35/0
MILLER, Anthony	41-624/4	1-5/0	3-61/0	3-46/0	5-156/1	3-36/0	10-132/1	5-106/1	3-32/0	5-33/1	DNP	3-17/0
MAYHUE, Phil	46-601/0	1-16/0	5-68/0	3-40/0	4-50/0	4-69/0	3-29/0	4-60/0	7-107/0	5-68/0	5-43/0	5-51/0
PROCTOR, R	25-335/0	3-51/0	-	4-35/0	3-78/0	3-42/0	3-27/0	3-20/0	-	5-58/0	1-24/0	DNP
JONES, Tevin	19-300/4	-	2-21/1	3-98/1	4-64/0	1-7/0	1-7/0	4-77/2	1-1/0	1-10/0	2-15/0	-
CROSS, Alan	24-229/3	-	2-39/0	3-25/0	2-17/1	2-6/0	6-41/1	3-12/0	3-46/0	-	1-38/1	2-5/0
DORCEUS, D	10-201/2	-	1-8/0	-	-	1-55/1	2-23/0	1-7/0	1-17/0	1-4/0	1-61/1	2-26/0
OGLESBY, J	20-167/1	2-13/1	2-41/0	DNP	1-22/0	2-26/0	4-14/0	DNP	3-22/0	-	2-11/0	4-18/0
MONTIEL, Daniel	9-140/2	-	2-26/1	3-13/1	-	-	1-17/0	-	-	1-60/0	2-24/0	-
CRAFT, Sam	8-114/2	-	1-13/0	3-63/1	2-5/0	2-33/1	-	-	-	DNP	-	-
HENDERSON, J	6-83/2	-	-	DNP	1-4/0	-	-	1-21/1	1-43/1	2-11/0	DNP	1-4/0
HURD, Daniel	3-42/0	1-6/0	-	DNP	-	DNP	DNP	1-16/0	-	DNP	1-20/0	DNP
COOPER, Jarvis	3-29/0	-	1-9/0	-	-	-	1-11/0	DNP	-	-	1-9/0	-
McKILLION, Greg	3-29/0	2-22/0	1-7/0	DNP	DNP	-	DNP	DNP	DNP	DNP	-	-
WIMS, Frank	1-15/0	-	DNP	DNP	DNP	DNP	DNP	DNP	1-15/0	DNP	DNP	DNP



2015 Memphis Football
Memphis Return Stats Game-by-Game (as of Nov 23, 2015)
All games



PUNT RETURNS	No-Yds	MSU	KU	BGSU	CIN	USF	OM	TLS	TLN	NAVY	HOU	TEM
PROCTOR, R	19-140	3-84	4-13	1--5	-	4-31	2-20	1-1	1-0	-	3--4	DNP
MILLER, Anthony	2-22	-	-	-	-	-	-	-	1-18	1-4	DNP	-
McMANIS, Wynton	1-16	-	-	-	-	-	-	-	-	-	-	1-16
FRAZIER, Mose	2-7	-	-	-	-	-	-	-	1-11	-	1--4	-

KICK RETURNS	No-Yds	MSU	KU	BGSU	CIN	USF	OM	TLS	TLN	NAVY	HOU	TEM
OGLESBY, J	25-588	1-30	-	DNP	6-132	2-84	2-37	DNP	4-81	2-36	5-121	3-67
CRAFT, Sam	10-190	-	1-23	4-71	2-29	-	-	2-47	-	DNP	-	1-20
MILLER, Anthony	4-105	-	-	-	-	-	-	-	-	4-105	DNP	-
HENDERSON, J	2-39	-	-	DNP	-	-	-	1-18	-	-	DNP	1-21
COOPER, Jarvis	1-16	-	-	-	-	-	-	DNP	-	-	1-16	-

INT. RETURNS	No-Yds	MSU	KU	BGSU	CIN	USF	OM	TLS	TLN	NAVY	HOU	TEM
BALL, Reggis	3-1	-	-	-	1-1	1-0	-	-	-	-	-	1-0
MAULET, Arthur	2-71	-	-	-	1-59	-	1-12	-	-	-	-	-
MORLEY, Chris	1-0	-	-	-	-	-	-	1-0	-	-	-	-
WITTY, Dion	1-16	-	-	-	-	-	1-16	-	-	DNP	DNP	-
PEGUES, Leonard	1-3	DNP	-	-	1-3	-	-	-	-	-	-	-

FUMBLE RETURNS	No-Yds	MSU	KU	BGSU	CIN	USF	OM	TLS	TLN	NAVY	HOU	TEM
BALL, Reggis	1-10	-	-	-	-	-	-	1-10	-	-	-	-



2015 Memphis Football
Memphis Tackle For Loss Game-by-Game (as of Nov 23, 2015)
All games



TACKLES FOR LOSS	UA-A	Total	MSU	KU	BGSU	CIN	USF	OM	TLS	TLN	NAVY	HOU	TEM
AVERY, Genard	6-1	6.5	-	-	1.0-7	-	1.0-1	1.5-6	3.0-14	-	-	-	-
WHITE, Shareef	6-0	6.0	-	2.0-4	1.0-5	1.0-2	-	-	1.0-10	1.0-1	-	-	-
JOHNSON, C	5-1	5.5	-	-	1.0-6	-	-	2.5-7	-	-	-	2.0-11	-
PENNINGTON, D	4-2	5.0	1.0-1	2.5-15	0.5-1	-	-	-	-	-	-	-	1.0-2
McMANIS, Wynton	4-2	5.0	-	-	2.0-10	-	-	-	-	-	1.0-2	2.0-4	-
DILLON, Jackson	4-1	4.5	-	1.0-1	-	-	-	1.0-6	-	2.5-6	-	-	-
MONTGOMERY, D	4-0	4.0	-	1.0-7	DNP	-	1.0-2	1.0-11	-	1.0-4	-	-	-
PEGUES, Leonard	3-2	4.0	DNP	-	-	-	1.0-1	-	1.0-7	1.0-2	1.0-1	-	-
HUNTER, Ricky	3-1	3.5	-	-	0.5-2	1.0-1	-	1.0-9	-	-	-	1.0-4	-
SUTTLES, Ernest	2-1	2.5	DNP	-	-	1.0-4	-	-	-	0.5-2	-	1.0-8	-
EDWARDS, M	1-2	2.0	0.5-1	0.5-7	-	-	-	-	-	-	1.0-2	-	-
BRADY, Latarius	1-0	1.0	1.0-6	-	-	-	-	-	-	-	-	-	-
SUMPTER, P	1-0	1.0	1.0-3	-	DNP	-	-	-	-	-	-	-	-
CROSBY, Cortez	1-0	1.0	-	DNP	DNP	-	DNP	DNP	1.0-8	-	DNP	DNP	-
MORLEY, Chris	1-0	1.0	-	-	-	-	-	1.0-1	-	-	-	-	-
BALL, Reggis	1-0	1.0	-	-	-	-	-	-	-	-	1.0-2	-	-
LANIER, C	1-0	1.0	-	-	-	-	-	-	-	1.0-1	-	-	-
TEAM	1-0	1.0	-	-	-	-	-	-	1.0-10	-	-	-	-
WITTY, Dion	0-1	0.5	0.5-1	-	-	-	-	-	-	-	DNP	DNP	-



2015 Memphis Football
Memphis Games Played (as of Nov 23, 2015)
All games



##	PLAYER	GP-GS	MSU	KU	BGSU	CIN	USF	OM	TLS	TLN	NAVY	HOU	TEM
7	AKINS, Curtis	6/-	XXX	XXX	XXX	...	XXX	XXX	XXX
6	VERY, Genard	11/7	XXX	XXX	XXX	START	START	START	START	START	START	START	XXX
39	BALL, Reggis	11/8	START	XXX	XXX	XXX	START	START	START	START	START	START	START
88	BISHOP, Drew	6/-	XXX	XXX	XXX	XXX	XXX	XXX	...
14	BRADY, Latarious	11/2	START	START	XXX	XXX	XXX	XXX	XXX	XXX	XXX	XXX	XXX
38	CHARETTE, Tyler	2/-	XXX	XXX	...
9	COLLINS, Jamil	9/-	XXX	XXX	...	XXX	XXX	...	XXX	XXX	XXX	XXX	XXX
64	COLLINS, Zach	9/-	XXX	XXX	...	XXX	XXX	XXX	XXX	XXX	XXX	XXX	...
97	COOPER, E	2/-	XXX	XXX
25	COOPER, Jarvis	10/-	XXX	XXX	XXX	XXX	XXX	XXX	...	XXX	XXX	XXX	XXX
11	CRAFT, Sam	10/6	START	START	START	START	START	START	XXX	XXX	...	XXX	XXX
93	CROSBY, Cortez	5/-	XXX	XXX	XXX	XXX	XXX
40	CROSS, Alan	11/11	START	START	START	START	START	START	START	START	START	START	START
34	DILLON, Jackson	11/11	START	START	START	START	START	START	START	START	START	START	START
28	DORCEUS, D	11/5	XXX	XXX	XXX	XXX	XXX	XXX	START	START	START	START	START
95	EDWARDS, M	11/-	XXX	XXX	XXX	XXX	XXX	XXX	XXX	XXX	XXX	XXX	XXX
46	ELLIOTT, Jake	11/-	XXX	XXX	XXX	XXX	XXX	XXX	XXX	XXX	XXX	XXX	XXX
77	FALLIN, Taylor	10/10	START	START	...	START	START	START	START	START	START	START	START
41	FARRIS, Isaiah	10/-	XXX	XXX	...	XXX	XXX	XXX	XXX	XXX	XXX	XXX	XXX
5	FRAZIER, Mose	11/8	START	START	START	START	START	START	START	XXX	XXX	XXX	START
98	GENTRY, Jared	9/-	XXX	XXX	...	XXX	XXX	...	XXX	XXX	XXX	XXX	XXX
50	HARDEN, Lenard	11/-	XXX	XXX	XXX	XXX	XXX	XXX	XXX	XXX	XXX	XXX	XXX
26	HENDERSON, J	9/-	XXX	XXX	...	XXX	XXX	XXX	XXX	XXX	XXX	...	XXX
10	HOLGORSEN, Clay	3/-	XXX	XXX	XXX
91	HUNTER, Ricky	11/7	START	XXX	XXX	START	XXX	XXX	START	START	START	START	START
83	HURD, Daniel	6/-	XXX	XXX	...	XXX	XXX	XXX	...	XXX	...
47	JACOBS, Nick	6/-	...	XXX	XXX	...	XXX	XXX	XXX	XXX
15	JOHNSON, C	11/9	XXX	XXX	START	START	START	START	START	START	START	START	START
87	JONES, Tevin	11/8	START	START	START	START	START	START	XXX	XXX	XXX	START	START
43	JORDAN, Deandre	8/-	XXX	XXX	...	XXX	XXX	...	XXX	XXX	XXX	XXX	...
57	KARR, Alexander	2/-	XXX	XXX
71	KUHN, Gabe	10/10	...	START	START	START	START	START	START	START	START	START	START
54	KYSER, Drew	11/10	START	XXX	START	START	START	START	START	START	START	START	START
12	LANIER, C	11/7	XXX	START	XXX	START	START	XXX	XXX	START	START	START	START
3H	LEE, Darius	2/-	XXX	XXX
12	LYNCH, Paxton	11/11	START	START	START	START	START	START	START	START	START	START	START
74	MACK, Ryan	6/3	START	START	...	XXX	START	...	XXX	XXX
8	MAULET, Arthur	11/8	START	START	START	START	START	START	START	XXX	XXX	XXX	START
89	MAYHUE, Phil	11/11	START	START	START	START	START	START	START	START	START	START	START
85	McKILLION, Greg	5/-	XXX	XXX	XXX	XXX	XXX
16	McMANIS, Wynton	11/10	START	START	START	START	START	START	XXX	START	START	START	START
35	MICHAEL, Evan	9/-	XXX	XXX	...	XXX	XXX	XXX	XXX	XXX	XXX	...	XXX
3	MILLER, Anthony	10/3	XXX	XXX	XXX	XXX	XXX	XXX	START	START	START	...	XXX
13	MONTGOMERY, D	10/-	XXX	XXX	...	XXX	XXX	XXX	XXX	XXX	XXX	XXX	XXX
80	MONTIEL, Daniel	11/3	XXX	XXX	XXX	XXX	XXX	XXX	XXX	START	START	START	XXX
41	MORGAN, Trevor	11/-	XXX	XXX	XXX	XXX	XXX	XXX	XXX	XXX	XXX	XXX	XXX
17	MORLEY, Chris	11/5	XXX	XXX	XXX	XXX	XXX	XXX	START	START	START	START	START



2015 Memphis Football
Memphis Games Played (as of Nov 23, 2015)
All games



##	PLAYER	GP-GS	MSU	KU	BGSU	CIN	USF	OM	TLS	TLN	NAVY	HOU	TEM
10	NELSON, D	11/6	START	XXX	START	XXX	XXX	START	START	XXX	START	START	XXX
51	NEVILLE, Jace	1/-	XXX
2	NORTHERN, Ty	10/-	XXX	XXX	...	XXX	XXX	XXX	XXX	XXX	XXX	XXX	XXX
19	OGLESBY, J	9/-	XXX	XXX	...	XXX	XXX	XXX	...	XXX	XXX	XXX	XXX
94	OUTING, Isadore	2/-	XXX	...	XXX	...
53	PEGUES, Leonard	10/8	...	XXX	START	START	START	START	START	XXX	START	START	START
58	PENNINGTON, D	11/11	START	START	START	START	START	START	START	START	START	START	START
29	PORTER, Darian	9/-	XXX	XXX	...	XXX	XXX	...	XXX	XXX	XXX	XXX	XXX
18	PROCTOR, R	10/-	XXX	XXX	XXX	XXX	XXX	XXX	XXX	XXX	XXX	XXX	...
65	ROBERSON, C	11/7	XXX	XXX	START	XXX	XXX	START	START	START	START	START	START
45	ROBINSON, Noah	11/4	START	START	START	XXX	XXX	XXX	XXX	XXX	XXX	XXX	START
23	ROSS, B.J.	10/-	XXX	XXX	...	XXX	XXX	XXX	XXX	XXX	XXX	XXX	XXX
70	SIMMONS, Micah	10/2	START	START	...	XXX	XXX	XXX	XXX	XXX	XXX	XXX	XXX
81	SLADE, Mechane	1/-	...	XXX
36	SMITH, Spencer	11/-	XXX	XXX	XXX	XXX	XXX	XXX	XXX	XXX	XXX	XXX	XXX
75	STANNARD, M	10/-	XXX	XXX	...	XXX	XXX	XXX	XXX	XXX	XXX	XXX	XXX
33	SUMPTER, P	10/-	XXX	XXX	...	XXX	XXX	XXX	XXX	XXX	XXX	XXX	XXX
48	SUTTLES, Ernest	10/4	...	START	START	XXX	START	START	XXX	XXX	XXX	XXX	XXX
72	TATE, Trevon	11/8	XXX	XXX	START	START	XXX	START	START	START	START	START	START
32	TERRY, D	11/6	START	START	START	START	XXX	START	XXX	START	XXX	XXX	XXX
78	THOMAS, Nick	1/-	XXX
63	USELTON, Tyler	11/5	START	START	START	START	START	XXX	XXX	XXX	XXX	XXX	XXX
24	WALLACE, T	2/-	XXX	XXX
30	WHITE, Shareef	11/3	START	START	XXX	XXX	XXX	XXX	XXX	START	XXX	XXX	XXX
60	WILLIAMS, C.	1/-	XXX
3S	WIMS, Frank	2/-	XXX	XXX
27	WITTY, Dion	9/5	XXX	START	START	START	START	XXX	START	XXX	XXX
31	YOUNG, Anthony	1/-	XXX
84	YOUNG, Robby	9/-	XXX	XXX	...	XXX	...	XXX	XXX	XXX	XXX	XXX	XXX

2015 MEMPHIS FOOTBALL SCHEDULE

@MemphisFootball 

@MemphisFB 

9/5
MISSOURI ST.



9/12
@ Kansas



9/19
@ Bowling Green



9/24
CINCINNATI*



10/2
@ USF*



10/17
OLE MISS



10/23
@ Tulsa*



10/31
TULANE*



11/7
NAVY**



11/14
@ Houston*



11/21
@ Temple*



11/28
SMU*



All game times TBA | *American Athletic Conference game | **Homecoming | For tickets, visit gotigersgotix.com or call 901.678.2331.



 the901club.com

 THE UNIVERSITY OF
MEMPHIS

 AMERICAN
ATHLETIC CONFERENCE