



# TULANE FOOTBALL

## 2015 GAME NOTES



Tulane Athletics Communications  
James W. Wilson Jr. Center | Ben Weiner Drive | New Orleans, LA 70118  
TulaneGreenWave.com | Facebook: Tulane Football | Twitter: @GreenWaveFB & @TUCoachCJ  
Contact: Roger Dunaway: 504-452-2906 (cell) • roger@tulane.edu

### Game 8



## TULANE (2-5, 1-3 The American) vs. No. 16 MEMPHIS (7-0, 3-0 The American)

Oct. 31, 2015 • 6 p.m. (CST)/7 p.m. (EST) • Television: CBS Sports Network  
Liberty Bowl Memorial Stadium (59,308) • Memphis, Tenn.



### GAME INFORMATION

TV: CBS Sports Network

Talent: Dave Ryan (pxp); Jay Feely (analyst); Lauren Gardner (sideline)

Radio: Fox Sports AM 1280 New Orleans

Talent: Todd Graffagnini (pxp); Steve Barrios (analyst); Gus Kattengell (sideline)

Mobile App: TuneIn App

Live Stats: GameTracker on TulaneGreenWave.com

Twitter Updates: @GreenWaveFB

The Series: Memphis leads, 19-11-1

New Orleans: 9-8-1

Memphis: 2-11

Neutral: 0-0

First Meeting: Nov. 25, 1954 | Tulane 13, Memphis 13 | New Orleans, La.

Last Meeting: Nov. 15, 2014 | Memphis 38, Tulane 7 | New Orleans, La.

Streak: Memphis W8

### Tulane (2-5, 1-3 The American)

Ranking: N/A

Head Coach: Curtis "CJ" Johnson (Idaho, 1985)

2014 Record: 3-9, 2-6/8th (American)

Career Record: 14-30/4 years

Tulane Record: 14-30/4 years

Record vs. Memphis: 0-2

### No. 16 Memphis (7-0, 3-0 The American)

Ranking: No. 16 (AP) | No. 16 (Coaches)

Head Coach: Justin Fuente (Murray State, 1999)

2014 Record: 10-3/7-1 (T-1st American)

Career Record: 24-20/4th year

Memphis Record: 24-20/4th year

Record vs. Tulane: 2-0

### Tulane Coaching Staff

#### On the Field:

Curtis Johnson	Head Coach
Lionel Washington	Co-Defensive Coordinator
David Johnson	Running Backs & Tight Ends
Doug Lichtenberger	Linebackers/Special Teams
Eric Price	Offensive Coordinator
John McDonell	Offensive Line
Kwahn Drake	Defensive Line
Carter Sheridan	Receivers
Kenny Bourgeois	Defensive GA

#### In the Press Box:

Jason Rollins	Co-Defensive Coordinator/Secondary
Aaron Price	Quarterbacks
Trey Johnson	Offensive GA
Matt Jones	Offensive GA
Walker Ashburn	Defensive GA

### STORY LINES

- Tulane (2-5, 1-3 The American) closes out a two-game road swing on Saturday, Oct. 31 at 6 p.m. CST when it makes the short trip north to face No. 16 Memphis (7-0, 3-0 The American) at the Liberty Bowl on the CBS Sports Network.

- The Green Wave are facing their third nationally-ranked team this season and are 0-2 in the previous two contests.

- Tulane is also playing its fourth straight game, and sixth overall entering its eighth contest of the season, against a team either nationally ranked or receiving votes.

- Tulane is looking for its first win over a nationally-ranked opponent since 1984 when the Green Wave upended No. 19 Vanderbilt, 27-23, in Nashville, Tenn. Since then, Tulane is 0-39.

- Tulane has seen its share of both tricks and treats when playing on Halloween. The Green Wave is 10-6-1 all-time on All Hallows' Eve.

- The Green Wave are 0-3 on the road this season, including 0-2 in league play, with losses at (RV) Navy (31-14), (RV) Temple (49-10) and No. 15 Georgia Tech (65-10).

- Overall, Tulane has lost its last four road games dating back to the 2014 campaign. TU's last victory on the road came at Houston (31-24) on Nov. 8, 2014.

- For the year, Tulane has 56 TFLs, which rank

second among American squads and 11th nationally, while its 16 sacks are sixth in the league and 48th in the country.

- For just the third time in 44 games under head coach Curtis Johnson, Tulane failed to record a turnover last week at Navy.

- The only two other games in which the Green Wave defense did not notch an interception or a fumble recovery came at Syracuse in 2013 and at East Carolina in 2014.

- Tulane's defense has logged 100 turnovers (56 Int./44 FR) during Johnson's tenure.

- Sophomore receiver **Teddy Veal** has at least one reception in the last 19 straight games.

- Redshirt-junior receiver **Devon Breaux** has six catches of 20-plus yards -- including four for 40-plus yards. His 19.15 yards per reception average ranks second in the league and 19th in the nation.

- Junior linebackers **Nico Marley** and **Eric Thomas** rank third and fourth, respectively, in the American for solo tackles with 39 and 38, respectively.

- Marley's total ranks 22nd nationally, while Thomas' is 30th in the country.

- Royce LaFrance** is averaging 0.57 sacks per game, which ranks sixth in the American and 69th nationally.

### 2015 SCHEDULE / RESULTS

	<b>Sept. 3 (RV) DUKE (Thursday)</b>	TV: CBS Sports Network	L, 7-37
	Defense forces two turnovers; Devon Breaux scores lone TD with 76 yd pass from Tanner Lee		
	<b>Sept. 12 at No. 15/16 Georgia Tech</b>	TV: ACC RSN	L, 10-65
	Devon Breaux scores lone TD with 44-yd pass from Tanner Lee		
	<b>Sept. 19 MAINE</b>	TV: ESPN3/ESPN College Extra	W, 38-7
	Sherman Badie & Dontrell Hilliard combine for 341 all-purpose yards, 3 TDs; Defense records 2 Ints.		
	<b>Oct. 3 UCF*</b>	TV: ESPNews	W, 45-31
	Tanner Lee throws 4 TDs; Royce LaFrance logs 3 sacks; Defense forces 5 turnovers that led to 28 points		
	<b>Oct. 10 at (RV) Temple*</b>	TV: ESPN	L, 10-49
	Teddy Veal scores lone TD on a 7-yd pass from Tanner Lee		
	<b>Oct. 16 No. 24 HOUSTON* (Friday)</b>	TV: ESPN	L, 7-42
	Dontrell Hilliard scores lone TD on 3-yd run		
	<b>Oct. 24 at (RV) Navy*</b>	TV: CBS Sports Network	L, 14-31
	Defense holds Navy to 133 rushing yds, posts 11 TFLs & 4.0 sacks; Hilliard, Charles Jones II each notch a TD		
	<b>Oct. 31 at No. 16 (AP) Memphis*</b>	TV: CBS Sports Network	6 p.m. CST
	Liberty Bowl Memorial Stadium   Memphis, Tenn.; Memphis leads series 19-11-1		
	<b>Nov. 7 UCONN* (Homecoming)</b>	TV: ESPNews	3 p.m. CST
	Yulman Stadium   New Orleans, La.; Tulane leads series, 1-0; First meeting was in 2014 at Yulman Stadium		
	<b>Nov. 14 at Army</b>	TV: CBS Sports Network	11 a.m. CST
	Michie Stadium   West Point, N.Y.; Series tied, 9-9-1; First meeting since 2011		
	<b>Nov. 21 at SMU*</b>	TV: TBA	TBA
	Gerald J. Ford Stadium   Dallas, Texas; Tulane leads series, 13-8; First meeting since 2012		
	<b>Nov. 27 TULSA* (Friday)</b>	TV: TBA	TBA
	Yulman Stadium   New Orleans, La.; Tulsa leads series, 9-2		



Tulane Football



@GreenWaveFB / @TUCoachCJ



TulaneGreenWave.com



# Green Wave Game Notes

## TULANE FOOTBALL WEEKLY MEDIA PLANNER: THE MEMPHIS WEEK

**25** Sun

- Practice: 4:30 p.m.
- Location: Yulman Stadium
- Open to media

**26** Mon

- Off
- No media availability

**27** Tue

- Practice: 8:40 a.m.
- Location: Yulman Stadium
- Open to media
- Weekly Press Luncheon at Multi-Purpose Room - 12 p.m.

**28** Wed

- Practice: 8:40 a.m.
- Location: Yulman Stadium
- Open to media
- Curtis Johnson Radio Show: 6-7 p.m.; Walk-Ons Bistreaux & Bar (1009 Poydras Ave.)

**29** Thu

- Practice: 8:40 a.m.
- Location: Yulman Stadium
- Open to media

**30** Fri

- Travel Day
- No media availability

**31** Sat

- Tulane at Memphis
- 6 p.m. CST/7 p.m. EST
- Liberty Bowl Memorial Stadium
- Memphis, Tenn.
- TV: CBS Sports Network

### MEDIA INFORMATION

#### TULANE POST-GAME POLICY

Tulane post-game interviews will take place in the squad room, located on the second floor of the Wilson Center. Media can access the squad room through the west rear entrance of the Wilson Center.

Green Wave head coach **Curtis Johnson** and requested players will be available in the post game interview approximately 10 minutes after the game. Tulane's locker room is closed.

The visitor's locker room is located at the northwest end of the stadium. The SID of the visiting school will establish admittance policies to the visiting locker room.

#### RELEASE INFORMATION

Releases are e-mailed to the media and are also available on the official Tulane athletics website: [www.TulaneGreenWave.com](http://www.TulaneGreenWave.com). Stats are available via e-mail or the website in PDF form. Requests for this information can be made by contacting (504) 862-8240.

#### INTERVIEW REQUESTS

All interview requests for Tulane student-athletes, coaches and administrators should be made with the Tulane Athletic Communications office.

Please contact **Roger Dunaway**, director and football contact, at (504) 862-8240 or by email [roger@tulane.edu](mailto:roger@tulane.edu).

#### TULANE WEEKLY NEWS CONFERENCE

The Tulane weekly football news conference with **Curtis Johnson** will take place on Tuesday's throughout the season at 12 p.m. in the Multi-Purpose Room in Yulman Stadium.

#### THE CURTIS JOHNSON RADIO SHOW

**Curtis Johnson's** Radio Show will take place from at Walk-Ons Bistreaux & Bar (1009 Poydras St.) from 6-7 p.m. The show is hosted by Todd Graffagnini on TU's flagship station, Fox Sports AM 1280 New Orleans.

The show features a call-in format and fans are also urged to submit questions via the official athletic department website of Tulane Athletics: [TulaneGreenWave.com](http://TulaneGreenWave.com) or Tweet questions to @GreenWaveFB. The call-in number is 1-855-325-7877.

#### 2015 Network Affiliates

*Fox Sports AM 1280 New Orleans	New Orleans, La.
KANE 1240 AM	New Iberia, La.
KXZZ 1580 AM	Lake Charles, La.
KKGB 101.3 FM	Lake Charles, La.
KMLB 540 AM	Monroe, La.
WSLA 1560 AM	Slidell/New Orleans
WRBH 88.3 FM	New Orleans, La.

\*Flagship station

### WHO TO WATCH:

• Tulane returns 2014 First-Team Freshman All-American cornerback **Parry Nickerson**, who grabbed six interceptions to pace the nation's rookies. Nickerson, a redshirt-sophomore, is a preseason candidate for the Jim Thorpe Award.

• Redshirt-sophomore running back **Sherman Badie** and sophomore tight end **Charles Jones** each received honorable mention Freshman All-American honors a year ago, while junior offensive tackle **Chris Taylor** is a preseason candidate for both the Rotary Lombardi Award and Outland Trophy.

• Senior defensive end **Royce LaFrance**, who was a second-team All-American Athletic Conference pick by several publications in 2014, returns after leading the team with 6.0 sacks a year ago and is a candidate for the Rotary Lombardi Award.

• Junior linebacker **Nico Marley** was named to the updated 2015 Rotary Lombardi Award Watch List by the Rotary Lombardi Award Committee on Oct. 25. Last season, Marley totaled 82 tackles with 13.5 tackles for loss, half a sack, one forced fumble, two fumble recoveries, one interception and three pass break-ups.



### RUNNING A GAUNTLET:

• Tulane is in the midst of facing "Murderer's Row" with four straight games against opponents who are either undefeated, ranked or receiving votes in the Associated Press or Coaches Poll.

Date	Opponent (Record)	Result	Key Win
Oct. 10	rv/rv at Temple (6-0, 3-0 The American)	L, 10-49	Def. Penn State, 27-10
Oct. 16	No. 24 (AP) Houston (6-0, 3-0 The American)	L, 7-42	Def. Louisville, 34-31
Oct. 24	rv (coaches) at Navy (4-1, 2-0 The American)	L, 14-31	Def. East Carolina, 45-21
Oct. 31	No. 16 (AP) at Memphis (7-0, 3-0 The American)		Def. #13 Ole Miss, 37-24

### HALLOWEEN HAS BEEN SCARY FOR TULANE OPPONENTS:

• Now in its 121st season of playing college football, Tulane has played on All Hallows' Eve a total of 17 times and owns a record of 10-6-1, including a mark of 2-4 on the road, and is 0-2-1 against ranked opponents.

• The Green Wave are playing on Halloween in back-to-back season for the first time in its history.

• Tulane is at No. 16 Memphis this week and hosted Cincinnati on Halloween a year ago at Yulman Stadium, falling 38-14.

• Tulane will play its first Halloween road game since 2009 when the Green Wave fell at No. 9 LSU, 42-0.

• Tulane and Memphis have previously faced off on Halloween. The Tigers prevailed at home over the Wave in 1992 at the Liberty Bowl, 62-20.

• The Green Wave's last win on Halloween came during the 12-0 undefeated season of 1998 when they handed in-state rival UL-Lafayette a 72-20 defeat.

• From 1903 to 1970, Tulane boasted a record of 9-1-1 on Halloween. However, it has been more tricks than treats in the last six games, as the Green Wave are 1-5 from 1981-Present.

#### A Ghoulish Feat Tulane in Halloween Games

Year	Opponent	Score
2014	Cincinnati	L, 14-38
2009	at #9 LSU	L, 0-42
1998	UL-Lafayette	W, 72-20
1992	at Memphis	L, 20-62
1987	at #4 Florida State	L, 14-73
1981	at Cincinnati	L, 13-17
1970	at Vanderbilt	W, 10-7
1964	VMI	W, 25-6
1958	Texas Tech	W, 27-0
1953	#15 Army	T, 0-0
1942	Vanderbilt	W, 28-21
1936	Louisiana Tech	W, 22-13
1931	Mississippi State	W, 59-7
1925	at Auburn	W, 13-0
1914	at Alabama	L, 0-58
1908	Ole Miss	W, 10-0
1903	Meridian AA	W, 46-0

### THE GREEN WAVE AGAINST RANKED AP OPPONENTS:

• Tulane has an all-time record of 19-113-2 against nationally ranked opponents in the Associated Press poll.

• TU's last triumph over a ranked team was on the road at No. 19 Vanderbilt, 27-23, on Oct. 6, 1984.

• Since then, the Green Wave is 0-39 against the Top-25, a span of 30-plus seasons.

• Tulane's last win over a nationally ranked opponent at home came in 1979 when the Green Wave downed No. 19 SMU, 24-17, at the Superdome.



## Tulane Athletics to Induct 2005-06 "Katrina Class" into Hall of Fame



The Tulane University Department of Inter-collegiate Athletics will honor its 2005-06 "Katrina Class" with their induction into the 2015 Tulane Athletics Hall of Fame on Nov. 6 at Yulman Stadium.

In the morning hours of Monday, August 29, 2005, Hurricane Katrina struck New Orleans and forever changed, not just the city, but Tulane University, Tulane Athletics and the lives of all 308 student-athletes.

In one of the darkest hours for both the university and community, Tulane's student-athletes rose above personal loss and chose to do what had to be done. The group forged ahead to "Carry the Torch, Represent the Name and Be the Face" of Tulane University and the City of New Orleans to the rest of the country. They competed and attended classes on four different campuses (Louisiana Tech University, SMU, Texas A&M University and Texas Tech University) while never having a true home field.

Formal inductions will take place on Friday, November 6, 2015 on Benson Field in Yulman Stadium where each student-athlete will be awarded the "Billy Slatten Award," an award that recognizes individuals or groups who have made significant contributions to the advancement of Tulane Athletics.

Please visit the official Katrina Class website (TulaneGreenWave.com) or call 504.865.5356 for more information.



- Tulane is playing its third nationally ranked opponent under Coach **Curtis Johnson**, each coming this season. The Green Wave fell at No. 15 Georgia Tech (65-10) on Sept. 12 and to No. 24 Houston (42-7) at home.

- The Green Wave are meeting their third nationally-ranked opponent of the season, which is the most since 2008 when Tulane faced No. 13 Alabama (L, 6-20) and No. 15 LSU (L, 10-35) on the road and hosted No. 14 East Carolina (L, 24-28) at the Superdome.

- Tulane's three ranked opponents in one season ties for the second-most. The Wave also hosted a trio of ranked teams on 17 occasions: (1939, 1946, 1951, 1953, 1956, 1957, 1958, 1959, 1960, 1963, 1970, 1972, 1991, 1992, 1996, 1999, 2008).

- The most ranked opponents for Tulane in a single season is four, which has happened four times: (1961, 1962, 1969, 1971)

### TULANE VS. RANKED OPPONENTS ON THE ROAD:

- The Green Wave has an overall record of 3-64 on the road against ranked opponents. Tulane three all-time road wins came at No. 10 Vanderbilt (34-14) in 1941, at No. 12 LSU (31-28) in 1982 and at No. 19 Vanderbilt (27-23) in 1984.

### THE GREEN WAVE AGAINST No. 16 (AP):

- Tulane has an all-time record of 1-3 against No. 16 ranked opponents.

- The last time the Green Wave met the nation's No. 16 ranked team was on Oct. 14, 2000 when they hosted No. 16 Southern Miss at the Superdome and fell, 56-24, to the Golden Eagles in Conference USA play.

Tulane vs. No. 16 (AP)		
10-14-2000	Southern Miss	L, 24-56
9-17-1994	at N. Carolina	L, 0-49
9-23-1972	Georgia	W, 24-13
11-11-1947	at Rice	L, 0-3

### TULANE VS. RANKED CONFERENCE OPPONENTS:

- Tulane will play its second game against a nationally-ranked rival in the American Athletic Conference this week. The Wave's first-ever game came against No. 24 Houston (L, 7-42) at home on Oct. 16.

### GREEN WAVE DEFENDERS AMONG NATION'S BEST IN TFL'S:

- Tulane defenders have made a habit of disrupting opponents' offense's this season, logging a total of 56 stops for lost yardage for a total of 241 yards.

- The Green Wave's 8.0 TFL's per game ranks second among American squads and 11th in the country. USF leads the league with 8.1 TFL's per game.

- Tulane has logged three games this season with double-digit TFL's, including a season-high 12.0 vs. UCF on Oct. 3 and at Temple on Oct. 10.

- Last week, Green Wave defenders posted 11.0 tackles for loss on the afternoon at Navy, marking the second-most in a game this season.

- The fewest TFL's the Wave has recorded in a game this season was 4.0 against Duke and No. 15 Georgia Tech in the first two games of the year.

- Along with the 56 TFLs, the Green Wave has produced 16 sacks on the year for minus 121 yards. Tulane's 2.29 sacks per game ranks sixth in the league and 48th nationally.

- The Wave registered a season-high 7.0 sacks vs. UCF and accounted for 4.0 last week at Navy.

## 2015 AMERICAN FINAL STANDINGS

Team	American	ALL
<b>East</b>		
Temple	4-0	7-0
USF	2-1	4-3
East Carolina	2-2	4-4
Cincinnati	1-2	4-3
UConn	1-3	3-5
UCF	0-3	0-8
<b>West</b>		
Houston	4-0	7-0
Memphis	3-0	7-0
Navy	3-0	5-1
<b>Tulane</b>	<b>1-3</b>	<b>2-5</b>
Tulsa	0-3	3-4
SMU	0-3	1-6

### UPCOMING GAMES

#### Friday, October 30

\*East Carolina at UConn (6 p.m., ESPN2)

#### Saturday, October 31

\*UCF at Cincinnati (11 a.m., ESPN2)

\*USF at Navy (11 a.m., CBS Sports Network)

\*Tulsa at SMU (3 p.m., ESPN2)

Vanderbilt at Houston (6 p.m., ESPN2)

**\*Tulane at Memphis (6 p.m., CBS Sports Network)**

Notre Dame at Temple (7 p.m., ABC)

\* American Athletic Conference Game; All Times Central

## TULANE ATHLETIC COMMUNICATIONS

**ROGER DUNAWAY** Asst. AD/Athletic Comm.  
Cell: 504-452-2906 • roger@tulane.edu

**CURTIS AKEY (2ND FB)** Assoc. Director  
Cell: 504-495-4073 • cakey@tulane.edu

**RACHEL PERREAULT** Assoc. Director  
Cell: 504-495-5251 • rperreau@tulane.edu

**RICHIE WEAVER** Asst. Director  
Cell: 504-352-5802 • rweaver@tulane.edu

**JOSH BATES** Asst. Director  
Cell: 504-355-6283 • jbates3@tulane.edu



# Green Wave Game Notes

## Green Wave Facts

<b>2014 Record</b> .....	3-9
<b>2014 American Record/Finish</b> .....	2-6/8th
<b>Head Coach</b> .....	Curtis "CJ" Johnson
<b>Alma Mater/Year</b> .....	Idaho/1985
<b>Record at Tulane/Years</b> .....	14-30/4 years
<b>Career Record/Years</b> .....	14-30/4 years
<b>Location</b> .....	New Orleans, La.
<b>Enrollment</b> .....	13,531 (Private)
<b>Conference</b> .....	American Athletic Conference
<b>Stadium</b> .....	Yulman Stadium
<b>Capacity</b> .....	30,000
<b>President</b> .....	Michael A. Fitts
<b>Athletics Director</b> .....	Rick Dickson
<b>Ticket Info</b> .....	800-488-5252

## The Green Wave Social Network

The Green Wave Social Network (GWSN) is the best real-time way to keep up with every Tulane sports program, ticket information, promotions, compliance, news and event information. The GWSN features pages, feeds, videos, photos, trivia and prizes for Tulane fans.

The GWSN features Facebook, Twitter, YouTube, Instagram, and of course the official website for Tulane Athletics: [TulaneGreenWave.com](http://TulaneGreenWave.com).

Each of the networks are free and all it takes to participate is to follow, become a fan or simple log-on the internet and take a look.



Twitter: @GreenWaveFB



Twitter: @TUCoachCJ



Facebook: Tulane Football



YouTube: TUGreenWave

**[www.TulaneGreenWave.com](http://www.TulaneGreenWave.com)**  
The Official Site Of Tulane Athletics



- The latest news, notes, statistics, schedules and results of Tulane Athletics
- Profiles and features on Tulane coaches and student-athletes
- Live audio broadcasts of Tulane football, basketball and baseball games
- Live streaming video of Tulane volleyball, basketball and baseball games
- On-line tickets for Green Wave athletic events
- Green Wave merchandise and Riptide Kids Club information

## SCOUTING THE TIGERS:

- No. 16 Memphis (7-0, 3-0 The American) brings a 14-game win streak into its game against the Green Wave and is 3-0 at home this season. Memphis has not lost a game since falling to Houston, 28-24, at home on Oct. 11, 2014. The Tigers have scored 50-plus points in four of seven games this season, including a 66-point performance last week at Tulsa, and are averaging 48.9 points per game, which ranks No. 3 in the country.
- Quarterback **Paxton Lynch** triggers the Tigers' offense, completing 71.6 percent of his attempts (174-of-243) for 2,366 yards and 17 touchdowns with just one interception.
- Running back **Doroland Dorceus** leads the team in rushing attempts (81), yards (335) and touchdowns (6).
- Receiver **Mose Frazier** leads the team in receptions (39), while receiver **Anthony Miller** has a team-high 542 yards and both players each have three touchdowns.
- Defensive, linebacker **Genard Avery** has a team-best 37 tackles, including 5.5 TFL's.

## SERIES & NOTES:

- Saturday's game marks the 32nd meeting between Tulane and Memphis and the Tigers lead the series, 19-11-1. The Tigers also lead in the series at Memphis, 11-2.
- Tulane will look to snap an eight-game skid in the series, which dates back 15 years.
- The Green Wave's last win at Memphis came in 1998, a 41-31 victory over the Tigers at the Liberty Bowl.
- Tulane's last win in the series was in 2000 when the Green Wave topped the Tigers 37-14 at the Superdome.
- Memphis' home field, the Liberty Bowl, has been site of two of Tulane's greatest bowl wins. The Green Wave has played in three Liberty Bowl game (1970, 1979, 1998), with wins coming in 1970 and 1998.
- The 1970 squad was the "Year of the Green" and didn't disappoint. After a 7-4 regular season, the Green Wave received its first bowl invite since the 1939 Sugar Bowl. Tulane was given little chance in the Liberty Bowl against Colorado but the Green Wave prevailed, 17-3.
- The Tulane University football team finished 1998 undefeated (12-0), its first unblemished season since 1931, and capped off its perfect season with a 41-27 victory over BYU in the 1998 Liberty Bowl.
- Tulane offensive coordinator **Eric Price** served in the same capacity at Memphis from 2010-11.
- Tulane head coach **Curtis Johnson's** son, **Curtis Johnson III** or **Trey** who is currently a graduate assistant on the Green Wave staff, was a receiver at Memphis from 2008-11.

## MEMPHIS SERIES

31 games

Memphis leads 19-11-1

Year	Winner	Score	Site
9/25/1954	Tie	13-13	New Orleans, La.
10/30/1976	Memphis	7-14	New Orleans, La.
10/10/1977	Memphis	9-27	Memphis, Tenn.
10/28/1978	Tulane	41-24	New Orleans, La.
11/15/1980	Tulane	21-16	New Orleans, La.
11/14/1981	Tulane	24-7	Memphis, Tenn.
10/23/1982	Tulane	17-10	New Orleans, La.
10/8/1983	Memphis	25-28	Memphis, Tenn.
11/17/1984	Tulane	14-9	New Orleans, La.
10/12/1985	Memphis	21-38	Memphis, Tenn.
11/15/1986	Tulane	15-6	New Orleans, La.
10/17/1987	Memphis	36-45	Memphis, Tenn.
9/24/1988	Tulane	20-19	New Orleans, La.
11/4/1989	Tulane	38-34	New Orleans, La.
10/6/1990	Memphis	14-21	Memphis, Tenn.
10/31/1992	Memphis	20-62	New Orleans, La.
10/8/1994	Memphis	0-13	Memphis, Tenn.
10/14/1995	Memphis	8-23	New Orleans, La.
9/21/1996	Memphis	10-17	Memphis, Tenn.
11/8/1997	Tulane	26-14	New Orleans, La.
11/7/1998	Tulane	41-31	Memphis, Tenn.
10/30/1999	Memphis	7-49	New Orleans, La.
11/18/2000	Tulane	37-14	New Orleans, La.
9/21/2002	Memphis	10-38	Memphis, Tenn.
10/25/2003	Memphis	9-41	New Orleans, La.
10/16/2004	Memphis	24-49	Memphis, Tenn.
10/27/2007	Memphis	27-28	New Orleans, La.
11/29/2008	Memphis	6-45	Memphis, Tenn.
10/22/2011	Memphis	17-33	New Orleans, La.
11/10/2012	Memphis	23-37	Memphis, Tenn.
11/15/2014	Memphis	7-38	New Orleans, La.

## THE COACHES:

**Tulane: Curtis "CJ" Johnson** (Idaho, 1985) is in his fourth season as the head coach of the Green Wave and has a career mark of 14-30. Johnson was tabbed as the 39th head football coach in school history on December 5, 2011.

In three seasons at the helm of the Green Wave program, a total of six players have earned All-America honors, and one player was a two-time Academic All-American Second Team selection, and 11 of Johnson's former players have either been drafted or signed with NFL teams.

During his second season of 2013, Johnson led the Green Wave to a 7-6 overall record, a 6-2 fourth-place finish in Conference USA and to a berth in the New Orleans Bowl.

Johnson spent six seasons (2006-11) as the wide receivers coach for the New Orleans Saints. During his time with the Saints, he and his electrifying receiving corps helped the franchise to its first NFL title in 2009 and New Orleans made playoff appearances in four of his six seasons.

A New Orleans native, Johnson has over 25 years of coaching experience from both the collegiate and professional level to the Green Wave and has been a part of an NFL Championship with the Saints and a Bowl Championship Series National Championship

with Miami (Fla.) in 2001.

Prior to the Saints, Johnson spent 10 seasons at Miami (Fla.) and helped the team to 96 victories, five Big East titles and nine bowl appearances. The Hurricanes finished as the national runner-up in 2002. Johnson also coached at Cal (1995), SMU (1994), San Diego State (1989-93) and Idaho (1987-88).

**Memphis: Justin Fuente** (Murray State, 1999) is in his fourth season as the head coach of the Tigers and has an overall record of 24-20 at the school.

In his third season, Fuente led the Tigers to a share of the American Athletic Conference championship with a 10-3 overall record and a conference mark of 7-1. It was Memphis' first league title in over 40 years. The Tigers then defeated BYU, 55-48, in double overtime to win the inaugural Miami Beach Bowl.

Fuente was named the 23rd head coach of the Tigers program on Dec. 8, 2011. He previously served five seasons on Gary Patterson's staff at TCU from 2007-11. Fuente joined the TCU football coaching staff in February of 2007 as running backs coach and was promoted to co-offensive coordinator in February of 2009.

## STEALING THE SHOW:

- In exactly 3.5 seasons under the tutelage of head coach **Curtis Johnson** and his coaching staff, Tulane's aggressive nature has resulted in forcing its opponents into numerous turnovers.

- Through 44 games, the Wave has amassed 100 turnovers, or 2.3 per game, and has forced at least one turnover in 41 of the 44 games. The lone exceptions were at Syracuse in 2013, at East Carolina in 2014 and last week at Navy.

- Tulane accounted for 24 turnovers in Johnson's rookie season of 2012 and then chalked up 35 turnovers a year ago on its way to earning a bowl berth in the R+L Carriers New Orleans Bowl. The Wave had 28 turnovers, or 2.5 per outing, in 2014.

- Tulane has made a living off interceptions with 56 in 44 games. Last season, the Wave snared 17, the fifth-most in a single season in TU history.

## IN THE ZONE:

- When Tulane turned the ball over on downs with 5:03 left to play in the fourth quarter last week vs. Houston, the Green Wave failed to score when reaching the red zone for the first time during the 2015 campaign.

- Prior to that drive, Tulane was a perfect 12-for-12 in red-zone scores, including a three-yard touchdown run by redshirt-sophomore RB **Dontrell Hilliard** with 10:31 to play in the second quarter.

- Tulane is now scored on 12 of its 13 trips inside an opponents' 20-yard line -- reaching the end zone nine times (four rushing, five passing) and kicking four field goals.

- The Green Wave's red zone success ranks third in The American and 14th nationally.

## PRECOCIOUS FRESHMEN:

- Over the last four years, Tulane freshmen defensive backs have been a very productive group with six players combining for 15 interceptions.

- This season, three of the team's six interceptions by the Wave are by true freshmen.

- Three weeks ago vs. UCF, true freshmen safety **Roderic Teamer** and cornerback **Taris Shenall** each collected their first-career interceptions, while rookie **Dedrick Shy** picked up his first-career pick against Maine on Sept. 19.

- The freshman record for interceptions by a freshman was set in 2014 by current redshirt-sophomore **Parry Nickerson** with six.

## THE SACK MASTER:

- Senior defensive end **Royce LaFrance** is looking to leave his legacy as one of Tulane's top defenders.

- LaFrance ranks third on the school's career list for career sacks with 17.5 (118 yards) and is just 5.0 sacks shy of tying the school record.

- LaFrance is also making his way up the chart for tackles for lost yardage. He is currently tied for fifth place with 31.5 (149 yards) and is just 0.5 TFLs away from fourth place and 18.5 stops shy of the school record.

- LaFrance set a career high in sacks with 3.0 sacks vs. UCF, which was the first 3.0-sack game by an individual since Julius Warmesley accomplished the feat against Southeastern Louisiana on Sept. 3, 2011.

- All four of LaFrance's tackles vs. UCF were for lost yardage.

### The Turnover Tale

#### Under Johnson:

2015:	13 (5 Int/8 FR)
2014:	28 (17 Int/11 FR)
2013:	35 (19 Int/16 FR)
2012:	24 (15 Int/9 FR)
100 Turnovers; 44 Games	

## Big Plays

Tulane has recorded 26 "explosive" plays in 2015:

### Passing (16) - 20+ yards

76 yards.....	T. Lee to D. Breaux (Duke) - TD
51 yards.....	J. Joseph to D. Breaux (Houston)
51 yards.....	T. Lee to S. Badie (Maine)
49 yards.....	T. Lee to T. Veal (UCF) - TD
44 yards.....	T. Lee to D. Breaux (at Georgia Tech) - TD
40 yards.....	T. Lee to D. Breaux (UCF)
39 yards.....	T. Lee to T. Veal (Maine) - TD
28 yards.....	D. Powell to D. Breaux (Houston)
26 yards.....	T. Lee to T. Veal (at Navy)
23 yards.....	T. Lee to T. Scott (at Navy)
23 yards.....	T. Lee to S. Badie (Maine)
22 yards.....	T. Lee to S. Badie (Maine)
22 yards.....	T. Lee to T. Veal (Duke)
20 yards.....	T. Lee to D. Breaux (at Georgia Tech)
20 yards.....	T. Lee to T. Scott (at Georgia Tech)
20 yards.....	T. Lee to T. Encalade (Duke)

### Rushing (7) - 20+ yards

85 yards.....	D. Hilliard (Maine) - TD
56 yards.....	S. Badie (Maine) - TD
46 yards.....	J. Rounds (UCF)
43 yards.....	R. Kelley (Houston)
27 yards.....	J. Rounds (at Navy)
24 yards.....	M. Wadleigh (UCF)
22 yards.....	D. Hilliard (Maine)

### Kickoff Returns (0) - 30+ yards

### Punt Returns (0) - 20+ yards

### Interception Returns (2) - 20+ yards

33 yards.....	D. Shy (Maine)
31 yards.....	R. Marbley (UCF)

### Fumble Returns (1) - 20+ yards

36 yards.....	R. Allen (UCF)
---------------	----------------

### Miscellaneous (0) - 20+ yards

### LAFRANCE'S MARCH

#### Career Sack Leaders

1.	Kenon Blackmon (1999-2002)	22.5
2.	Floyd Dorsey (1999-2002)	21.5
3.	Royce LaFrance (2012-P)	17.5

#### Tackles For Loss Leaders

1.	Kenon Blackmon (1999-2002)	50.0
2.	Floyd Dorsey (1999-2002)	43.0
3.	Mark Olivari (1973-75)	42.0
4.	Brett Timmons (1995-98)	32.0
5.	Royce LaFrance (2012-P)	31.5



# Green Wave Game Notes

## Tulane's Record When It...

### Under Johnson.....2015

Plays at Night	6-8.....1-2
Plays During the Day	8-21.....1-3
Plays at Home	11-12.....2-2
Plays on the Road	3-15.....0-3
Plays at Neutral Site	0-1.....0-0
Plays on Grass	0-7.....0-5
Plays on Turf	14-22.....2-3
Scores First	8-10.....0-2
Opp. Scores First	6-19.....2-3
Leads after 1 Qtr	8-4.....2-4
Trails after 1 Qtr	1-20.....1-5
Game is tied after 1 Qtr	4-4.....1-0
Leads at Half	9-2.....2-0
Trails at Half	2-26.....0-5
Game is tied at half	3-1.....0-0
Leads after 3 Qtrs	14-1.....2-0
Trails after 3 Qtrs	0-24.....0-5
Game is tied after 3 Qtrs	0-4.....0-0
In Overtime	2-0.....0-0
Scores 21+ Pts	12-6.....2-0
Scores 20 or Less Pts	2-22.....0-5
Opp. Scores 21+ Pts	6-25.....1-5
Opp. Scores 20 or Less Pts	8-5.....1-0
Victory Margin is 7 Pts or Less	5-2.....0-0
Victory Margin is 8-14 Pts	4-0.....1-0
Victory Margin is 15-20 Pts	2-1.....0-1
Victory Margin is 21+ Pts	3-6.....1-4
Amasses 350+ Total Yds	7-8.....2-1
Holds Opp. to 350 or Less Yds	6-7.....1-2
Commits Less than 3 TOs	11-17.....2-5
Commits 3+ TOs	3-12.....0-0
Has Less TOs than Opp.	10-11.....1-2
Has More TOs than Opp	1-11.....0-1
Has Equal TOs as Opp	3-7.....1-2
Has More 1st Downs than Opp	6-7.....1-1
Opponent Has More 1st Downs	8-20.....1-4
Punts Less than 7 Times	7-13.....1-2
Punts 7+ Times	7-16.....1-3
Player Runs for 100+ yds	3-4.....1-0
Opp. Rushes for 100+ yds	2-6.....0-0
Player Passes for 200+ yds	7-13.....1-2
Opp. Passes for 200+ yds	7-13.....1-2

## DEFENSIVE TAKE-OVER:

- Tulane forced two turnovers at Temple and has four multi-turnover games of the year.
- The Wave came up with a season-high five turnovers vs. UCF, and also forced multiple turnovers games vs. Duke on Sept. 3 (two fumbles) and against Maine on Sept. 19 (two interceptions).
- In the UCF game, the Tulane offense turned the defensive takeaways into 28 points, which tied an American single game record. Houston also had 28 points off six Rutgers turnovers on Oct. 26, 2013.
- Tulane held the Knights to minus 35 yards on the ground.

## EQUAL OPPORTUNITY:

- With the exception of quarterback **Tanner Lee** and the offensive line, the Tulane offense is an equal opportunity for running backs and receivers.
- Three weeks ago vs. UCF, six running backs combined for 194 yards on 39 carries and one touchdown, while 10 different players combined for 17 receptions for 225 yards and five touchdowns. The 10 players were a combination of five receivers, two tight ends and three running backs.
- On the day, 14 players, including Lee, recorded at least one touch during the UCF game and Tulane's six touchdowns were scored by six different players.
- For the year, eight players have at least one rushing attempt, while 14 players have caught one pass and eight different players have combined for the Green Wave's 17 touchdowns.

## FIRST STARTS:

- In the first seven games of the year, nine Green Wave players have earned their first career starts.
- In the opener vs. Duke, redshirt-sophomore **Richard Allen** started the game at one of the cornerback spots, redshirt-sophomore **Ade Aruna** began the game at defensive end and redshirt-freshman **Donnie Lewis, Jr.**, started at free safety.
- At Georgia Tech, redshirt-sophomore safety **Tristan Cooper** and sophomore linebacker **Zachery Harris** each made their first-career start.
- In the Maine game, redshirt-freshman tight end **Kendall Ardoin** made the first start of his young career.
- Freshman safety **Roderic Teamer, Jr.** made his first collegiate start at Temple, while rookie cornerback **Taris Shenall** earned his first starting assignment vs. Houston.
- Freshman receiver **Andrew Hicks** became the latest first-time starter last week at Navy.

## FIRST APPEARANCES:

- Twenty Tulane players have made their collegiate debuts through the first seven games, including senior **Logan Hilton**, redshirt-sophomores DT **Eric Bell** and DE **Luke Jackson**, sophomore **Aaron Golub**, redshirt-freshmen TE **Kendall Ardoin**, QB **Glen Cuiellette**, center **Junior Diaz**, OT **Devon Johnson**, LB **Robert Kennedy**, OT **John Leglue**, S **Donnie Lewis, Jr.**, CB **Stephon Lofton**, DT **Peter Woullard** and true freshmen P **Zachary Block**, DB **Malik Eugene**, RB **Devin Glenn**, WR **Ricky Preston**, CB **Taris Shenall**, CB **Dedrick Shy** and DB **Roderic Teamer**.

## Tulane Home-Away Splits-2015

	HOME (2-2)					AWAY (0-3)
POINTS PER GAME	24.2					11.3
OPPONENTS POINTS PER GAME	29.2					48.3
RUSHING YARDS PER GAME	128.0					67.3
OPPONENT RUSHING YARDS PER GAME	125.8					231.3
PASSING YARDS PER GAME	228.2					180.7
OPPONENTS PASSING YARDS PER GAME	285.2					171.0
PASSING (COMP-ATT-INT-TD)	73-135-2-7					59-101-4-3
OPPONENT PASSING (COMP-ATT-INT-TD)	94-159-6-7					30-40-0-7
TOTAL OFFENSE PER GAME	356.2					248.0
OPPONENT TOTAL OFFENSE PER GAME	411.0					402.0
3RD-DOWN CONVERSIONS	20-62					15-43
OPPONENT 3RD-DOWN CONVERSIONS	26-64					21-39
4TH-DOWN CONVERSIONS	2-6					0-4
OPPONENT 4TH-DOWN CONVERSIONS	4-9					7-8
SACKS BY-YARDS	9-67					7-54
OPPONENT SACKS BY-YARDS	10-80					9-52
RED-ZONE SCORES	10-11					5-6
RED ZONE TOUCHDOWNS	13-17					14-15
SCORE BY QUARTERS	1ST	2ND	3RD	4TH	OT	TOTAL
Tulane-HOME	10	45	28	14	0	97
Opponents-HOME	24	34	17	42	0	117
Tulane-AWAY	3	21	0	10	0	34
Opponents-AWAY	21	38	44	42	0	145



## TULANE'S 2015 AMERICAN/NCAA STAT LEADERS

Team	Avg.	AAC	NCAA
Rushing	102.0	11th	121st
Rushing Defense	171.0	7th	71st
Passing	207.9	8th	84th
Passing Defense	236.3	5th	81st
Total Offense	309.9	11th	121st
Total Defense	407.3	7th	78th
Scoring	18.7	11th	118th
Scoring Defense	37.4	10th	114th
Passing Efficiency	116.62	11th	100th
Passing Efficiency Def.	149.31	9th	111th
Net Punting	30.55	12th	125th
Punt Returns	3.60	12th	114th
Kickoff Returns	17.93	12th	114th
Turnover Margin	+0.29	7th	51st
Turnovers Gained	13	4th	41st
Sacks	2.29	6th	48th
Tackles for Loss	8.0	2nd	11th
Sacks Allowed	2.71	9th	100th
Red Zone Offense	0.882	3rd	31st
Red Zone Defense	0.844	7th	73rd
Interceptions	6	7th	68th
Fumbles Recovered	7	3rd	16th
Individual	Avg.	AAC	NCAA
<b>TOTAL OFFENSE</b>			
Tanner Lee	175.8	9th	81st
<b>COMPLETION PERCENTAGE</b>			
Tanner Lee	0.578	8th	80th
<b>COMPLETIONS PER GAME</b>			
Tanner Lee	17.83	5th	59th
<b>PASSING YARDS</b>			
Tanner Lee	1,178	10th	84th
<b>PASSING YARDS PER GAME</b>			
Tanner Lee	196.3	7th	68th
<b>PASSING YARDS PER COMPLETION</b>			
Tanner Lee	11.01	8th	83rd
<b>YARDS PER PASS ATTEMPT</b>			
Tanner Lee	6.37	9th	89th
<b>YARDS PER RECEPTION</b>			
Devon Breaux	19.15	2nd	19th
<b>RECEIVING YARDS</b>			
Devon Breaux	383	14th	129th
Teddy Veal	378	16th	136th
<b>RECEIVING TOUCHDOWNS</b>			
Devon Breaux	3	9th	108th
Teddy Veal	3	9th	108th
<b>TOTAL TACKLES</b>			
Eric Thomas	7.3	13th	131st
<b>SOLO TACKLES</b>			
Nico Marley	5.6	3rd	22nd
Eric Thomas	5.4	4th	30th
<b>FUMBLES RECOVERED</b>			
Darion Monroe	2	2nd	7th
<b>SACKS</b>			
Royce LaFrance	0.57	6th	69th
<b>RUSHING TOUCHDOWNS</b>			
Dontrell Hilliard	4	14th	118th
<b>KICKOFF RETURNS</b>			
Rickey Preston	20.3	7th	82nd

### TEAM NOTES:

• Seven Tulane players will to extend their double-digit starting streaks on Saturday at No. 16 Memphis: OT **Arturo Uzdavinis** (32), OG **Chris Taylor** (21), LB **Nico Marley** (20), OG **Colton Hanson** (19), DT **Tanzel Smart** (19), DE **Royce LaFrance** (18) and CB **Parry Nickerson** (18).

• The 2015 Tulane roster features just 34 upperclassmen with 12 seniors and 22 juniors.

• The majority of the team is comprised of 64 underclassmen with 28 sophomores, 12 redshirt-freshmen and 24 true freshmen.

### PLAYER NOTES- OFFENSE:

• Quarterback **Tanner Lee** has turned in two of top three passing games of his career this season. He threw for 277 yards vs. Maine, which marked his second-best single game effort, while Lee threw for 246 yards vs. Duke in the season opener, which stands as his third-best effort.

• Lee's career high is 301 yards at East Carolina last season.

• Lee only needed to throw for 190 yards but tossed a career-high four touchdowns and completed 58 percent of his attempts against UCF.

• In the six games he has appeared, Lee already has 13 completions of 20+ yards, including a career-long 76-yard strike to receiver **Devon Breaux** in the season opener against Duke. Lee had 15 plays 20+ yards through the entire 2014 campaign.

• Sophomore receiver **Teddy Veal** hauled in six receptions at Temple, the second-most of his career in one game, while his 94 yards vs. Maine was a career high.

• Five different running backs have already reeled off runs of 20+ yards this season, including **Dontrell Hilliard** with a career- and team-long 85-yard touchdown gallop and a 22-yard scamper vs. Maine, while **Sherman Badie** has a 51-yard scoring romp vs. Maine and redshirt-junior **Josh Rounds** rattled off a 46-yard run against UCF. Redshirt-senior running back **Rob Kelley** scampered for 43 yards on a fake punt vs. Houston and reserve running back **Marshall Wadleigh** contributed a 24-yard on a fake punt vs. UCF.

• Tulane's projected offensive line starters for Memphis has a combined weight of 1,533 pounds for an average weight of 306.6 pounds per starter. Four of five starters are listed at 300+ pounds and sophomore guard **Chris Taylor** leads the group at 320 pounds.

• The offensive line's starting five each stand at 6-2 or higher and have an average of 6-3 with **Arturo Uzdavinis** leading the way at 6-7.

Leading the Way Tulane's Offensive Line Starters		
LT	Arturo Uzdavinis	6-7/305
	GP-44/GS-32	
LG	Colton Hanson	6-6/305
	GP-23/GS-19	
C	Nathan Shienle	6-5/311
	GP-31/GS-29	
RG	Chris Taylor	6-3/320
	GP-31/GS-25	
RT	Todd Jacquet	6-5/292
	GP-29/GS-12	
	Average	6-5/306.6
	Total	GP-159/GS-117

### PLAYER NOTES- DEFENSE:

• Tulane's 13 forced turnovers this season have come from 10 different players. Senior **Darion Monroe** is the only player with an interception and two fumble recoveries.

• Fifteen different defenders have recorded a tackle for loss, including **Royce LaFrance** with a team-leading 8.0 stops, while nine different players have logged a sack. LaFrance also leads the team in that category with 4.0.

### TULANE UNIVERSITY

• According to *U.S. News and World Report*, Tulane University is among the top national universities in the United States, ranked 41st among the best national universities and in the top 26 for its service learning programs. Tulane is also ranked the 38th best university by high school counselors and 33rd among the best colleges for veterans.

• OnlineU ranked Tulane 10th in their list of 2015 Top Online Colleges.

• Tulane is ranked 57 in *Kiplinger's* Personal Finance 2015 list of Best Values in Private Colleges.

• *Newsweek* ranked Tulane 19th among the country's 25 "most service-minded schools."

• The A.B. Freeman School of Business is highly ranked by numerous business publications.

*The Princeton Review* and *Entrepreneur* magazine rank the school 14th on its list of Top Graduate Programs for Entrepreneurs. *Forbes* magazine ranks it 52nd overall and 28th among private universities; London's *Financial Times* ranks its EMBA program 64th internationally and 22nd nationally, its MBA program 61st internationally and 35th nationally and its MFN program 30th internationally and 3rd nationally; *U.S. News and World Report* ranks its undergraduate program 43rd; *America Economia* ranks its MBA program 20th nationally and 30th internationally; *Bloomberg Businessweek* ranks the MBA program 35th nationally.

• Tulane's class of 2018 is a diverse group, composed of over 1,600 students from 46 states and 18 foreign countries. International students hail from Nicaragua, Panama, China, Canada, Vietnam, Spain, Costa Rica, Turkey, Colombia, Zimbabwe, Japan, South Korea, New Zealand, India, Honduras, Germany, United Kingdom and Ethiopia. The class of 2018 also boasts impressive credentials with an average SAT score of 1344 and 57 percent of the class graduating in the top 10 percent of their high school class. They are also a diverse class, representing minority groups and communities from throughout the country. 61 percent of students are female and students will travel an average 930 miles from their hometowns to attend Tulane.



# Green Wave Game Notes

## THE STATE OF TULANE:

- The 2015 Green Wave roster features 66 players from the state of Louisiana, including 31 players from the Greater New Orleans area. Florida has the second-most players represented on the roster with 13.
- The Green Wave boasted 70 players from the "Pelican State" on the 2014 roster.
- Prior to Coach Johnson's arrival, the Green Wave featured 37 players from Louisiana and 14 from the Greater New Orleans area on the 2011 squad.

## LEGALLY-BLIND AARON GOLUB HAS HISTORIC DAY:

• Tulane sophomore walk-on deep snapper Aaron Golub became the first legally-blind player to play in an FBS college football game when he snapped on the Green Wave's final extra point in a 45-31 win over UCF on Oct. 3.

"It was a great opportunity," Golub said via NOLA.com. "I'm happy they gave me a shot. It just felt great."

Golub was born with Peter's Anomaly and has no vision in his right eye and limited vision in his left eye.

## TULANE IN THE NFL:

- A total of eight former Tulane players are currently on NFL teams:

- RB Orleans Darkwa (New York Giants)
- CB Lorenzo Doss (Denver Broncos)
- RB Matt Forte (Chicago Bears)
- WR Ryan Grant (Washington Redskins)
- QB Ryan Griffin (Tampa Bay Buccaneers)
- LB Dezman Moses (Kansas City Chiefs)
- CB Taurean Nixon (Denver Broncos)
- K Cairo Santos (Kansas City Chiefs)

## TULANE'S ALL-NAME TEAM:

- |                          |                        |
|--------------------------|------------------------|
| -Zachary Block           | -Nico Marley           |
| -Devon Breaux            | -Corey Redwine         |
| -Reed Green              | -Kenneth Santa Marina  |
| -Logan Hilton            | -Dedrick Shy           |
| -Robert Kennedy          | -Tanzel & Keeyon Smart |
| -Sydie (Sigh-eed) London | -Roderic Teamer        |
| -Royce LaFrance          | -Teddy Veal            |
| -John Leglue             |                        |

## MISCELLANEOUS NOTES:

• Junior linebacker **Nico Marley** is the son of **Rohan Marley** (former linebacker at Miami (Fla.) and the grandson of the legendary reggae musician, **Bob Marley**.

• Redshirt-junior receiver **Devon Breaux** is a two-sport athlete who earned nation acclaim this past spring as a member of the Green Wave's track & field team. Breaux Tulane male track and field student-athlete to qualify for the NCAA National Championships in the long jump after posting a mark of 7.56 meters during the NCAA East Regionals. He then notched a 7.44 meter jump at the NCAA National Championships in the long jump to earn Honorable Mention All-American status.

• Sophomore deep snapper **Aaron Golub** is a true testament to never giving up the pursuit of your dreams. Golub, who was rated a four-star recruit by RubioLongSnapping.com, is legally blind with no sight in his right eye and limited vision in his left, and was featured on *Good Morning America* on May 27, 2014.

• Redshirt-freshman tight end **Kendall Ardoin** is a third cousin of **Robert Sacre**, the former Gonzaga basketball standout who is in fourth season as a center for the NBA's Los Angeles Lakers.

• Tulane head coach **Curtis Johnson** has made his program a family affair with the addition of his son, **Trey Johnson**, as a graduate assistant coach. Trey was a receiver at the University of Memphis from 2009-11.

• **Tristan Cooper's** father, **Ron Sr.**, has been the head coach at Eastern Michigan (1993-94), Louisville (1995-97) and Alabama A&M (1998-2001). He is presently the assistant head coach/defensive backs at FIU.

• Tulane co-defensive coordinator **Lionel Washington's** son, **Deron**, played college basketball at Virginia Tech and was a second round draft pick by the NBA's Detroit Pistons in 2008. He currently plays overseas.

## LUKE JACKSON BEATS CANCER; TURNS HIS ATTENTION TO THE OPPOSITION:

• For the first two years of his collegiate career, Tulane redshirt-sophomore defensive end **Luke Jackson** has not been battling for playing time. Instead, he was fighting for his life.

Not long after he landed on the Tulane campus, the LaPlace, La., native was diagnosed with testicular cancer.

Jackson received his diagnosis in November of 2013, finished chemotherapy treatment the following February, had surgery to remove lymph nodes in his abdomen that April and has been cancer free since then.

The toughest part was regaining the physicality required of a defensive end. The recovery rate for testicular cancer is better than 95 percent if it is caught early, as Jackson's was, but he had to rebuild his body after losing 30 pounds during his ordeal.

When he reported for preseason drills this August, he was up to 235 pounds on his 6-foot-3 frame — five more than when he arrived in 2013.

His hard work paid off. Less than a week into drills, he moved up to the second team, and he received plenty of reps with the top unit at right end in Tulane's first preseason scrimmage, exhibiting a quick first step.

His cancer scare may have altered his perspective more than any physical ability. With the possibility of football being taken away, he learned to enjoy every moment.

In the season opener, Jackson made his first collegiate appearance on the field goal team and recorded two stops last week at Georgia Tech.



Luke Jackson

## TULANE FOOTBALL HAS LOST THREE LEGENDS IN 2015:

• Three Louisiana natives who chose to stay home to continue their football careers at Tulane. Three players who went on to record-setting careers while wearing the Olive and Blue.

Three all-time greats who left this earth in 2015.

A program in its 13th decade will have players pass away, but for Tulane football, it's been a season of impactful alumni who have died this year, including Tommy Mason, Jay Rink and JaJuan Dawson.

Dawson, who played for the Green Wave from 1996-99 and still holds school records for receptions in a season and single game, tragically passed away in a boating accident northeast of Dallas on July 12. He was only 37 years old.

Dawson was a key member of Tulane's unbeaten 1998 team. Many of his former teammates traveled to Dallas for his funeral July 20.

Mason, who played for Tulane from 1957-60 and is the only No. 1 overall pick in school history, died Jan. 22 at his home in Newport Beach, California, at the age of 75.


Mason, a native of Lake Charles, starred at running back for the Green Wave before the Minnesota Vikings made him the first pick of the 1961 NFL Draft. Mason had an 11-year NFL career with the Vikings, Los Angeles Rams and Washington Redskins. He was a three-time Pro Bowl selection with Minnesota.

Rink, who played for the Green Wave from 1987-90 and still holds the Tulane record for career fumble recoveries a quarter-century after his final game, lost his five-year battle with amyotrophic lateral sclerosis June 6 at the age of 47.

In addition to his fumbles record, Rink led Tulane in sacks as a junior and senior and his 13 career sacks remains in the top 10 in Tulane history.



JaJuan Dawson



Tommy Mason



Jay Rink



## THE CURTIS JOHNSON FILE

### PERSONAL

**Age:** 53 (November 5, 1961)  
**Hometown:** New Orleans, La.  
**Wife:** Angel  
**Sons:** Curtis III, Aaron and Justin  
**Daughters:** Janene, Kiejon, Angele  
**Grandchildren:** 3

### EDUCATION

Bachelor's degree in physical education, University of Idaho, 1985

### PLAYING EXPERIENCE

Was a four-year starter in football for the University of Idaho from 1980-83.

### COACHING EXPERIENCE

**1984-86,** Lewiston (Idaho) High School, Receivers  
**1987-88,** Idaho, Receivers  
**1989-93,** San Diego State, Receivers  
**1994,** SMU, Receivers  
**1995,** California-Berkeley, Receivers  
**1996-05,** Miami (Fla.), Receivers  
**2006-11,** New Orleans Saints, Receivers  
**2011-Present,** Tulane, Head Coach

### BOWL EXPERIENCE

**2013** New Orleans Bowl – Tulane  
**2005** Peach Bowl – Miami (Fla.)  
**2004** Peach Bowl – Miami (Fla.)  
**2004** Orange Bowl – Miami (Fla.)  
**2003** Fiesta Bowl – Miami (Fla.) (National Runner-Up)  
**2002** Rose Bowl – Miami (Fla.) (National Champions)  
**2001** Sugar Bowl – Miami (Fla.)  
**2000** Gator Bowl – Miami (Fla.)  
**1998** MicronPC Bowl – Miami (Fla.)  
**1996** Carquest Bowl – Miami (Fla.)  
**1991** Freedom Bowl – San Diego State

### PROFESSIONAL EXPERIENCE

**2006** New Orleans Saints – NFC South Division Champions  
**2007** New Orleans Saints  
**2008** New Orleans Saints  
**2009** New Orleans Saints – NFC South Division Champions,  
 NFC Champions, Super Bowl Champions  
**2010** New Orleans Saints – Playoffs  
**2011** New Orleans Saints – Playoffs

### PROMINENT PUPILS

Lorenzo Doss – Tulane  
 Taurean Nixon – Tulane  
 Sean Donnelly – Tulane  
 Ryan Grant – Tulane  
 Orleans Darkwa – Tulane  
 Derrick Strozier – Tulane  
 Jordan Sullen – Tulane  
 Julius Warmesley – Tulane  
 Cairo Santos – Tulane  
 Derrick Strozier – Tulane  
 Ryan Griffin – Tulane  
 Marques Colston – New Orleans Saints  
 Robert Meachem – New Orleans Saints  
 Lance Moore – New Orleans Saints  
 Tony Gaiter – Miami (Fla.)  
 Jammi German – Miami (Fla.)  
 Yatil Green – Miami (Fla.)  
 Devin Hester – Miami (Fla.)  
 Andre Johnson – Miami (Fla.)  
 Andre King – Miami (Fla.)  
 Ed Reed – Miami (Fla.)  
 Santana Moss – Miami (Fla.)  
 Roscoe Parrish – Miami (Fla.)  
 Reggie Wayne – Miami (Fla.)  
 Will Blackwell – San Diego State  
 Marshall Faulk – San Diego State  
 Patrick Roe – San Diego State  
 Darnay Scott – San Diego State  
 Bobby Shaw – California-Berkeley  
 Iheanyi Uwaezuoke – California-Berkeley

### JOHNSON'S YEAR-BY-YEAR AS A HEAD COACH

Year	School	W	L	Pct.	Postseason	Final Rank
2012	Tulane	2	10	.166	None	N/A
2013	Tulane	7	6	.538	New Orleans Bowl	N/A
2014	Tulane	3	9	.250	None	N/A
2015	Tulane	2	5	.286	TBD	
Total	4 years	14	30	.318		



**CURTIS**  
**“CJ”**  
**JOHNSON**  
 Head Coach  
 Fourth Year  
 Idaho, 1985



• **Curtis Johnson** is in his fourth season as the head coach of the Green Wave. Johnson is 14-30 overall at Tulane.

• Johnson was tabbed as the 39th head football coach in school history on December 5, 2011. Johnson made the short trip to the Tulane campus after spending the previous six seasons (2006-2011) as the wide receivers coach for the New Orleans Saints.

• A New Orleans native and graduate of St. Charles High School, Johnson, 53, has 28 years of coaching experience from both the collegiate and professional levels and was a part of an NFL Championship with the Saints and a Bowl Championship Series National Championship with the University of Miami (Fla.) Hurricanes in 2001.

• In his first three seasons at Tulane, 11 players have been either drafted or signed with NFL teams, and three players have been invited to the NFL Scouting Combine.

• Johnson's third season featured the school's inaugural season in both Yulman Stadium and as a member of the American Athletic Conference, and three players named to the American All-Conference teams, three rookies earned Freshman All-America honors, including **Parry Nickerson**, who claimed first team Freshman All-America honors, marking the third straight year a Tulane player achieved All-America honors (**Lorenzo Doss** in 2013, **Cairo Santos & Darion Monroe** in 2012).

• After recording a 2-10 record in his rookie season, Johnson engineered one of the biggest turnarounds in college football in his second season of 2013. Johnson led the Green Wave to a 7-6 overall record, the most wins since 2002, a Conference USA mark of 5-3, the most league wins since 1998, a 5-1 home record and more importantly to the school's 11th bowl appearance with a berth in the 2013 R+L Carriers New Orleans Bowl.

• **Doss** was named a second-team All-American by several publications, and three players received national player of the week honors, while four players were named to national watch lists and six Green Wave earned C-USA Player of the Week honors on eight occasions. Off the field, Tulane was one of four schools to receive the prestigious AFCA Academic Achievement Award and junior safety **Sam Scofield** was named to the Capital One Academic All-America Second Team and was also named to the C-USA All-Academic Football Team.

• During his time with the Saints, he and his electrifying receiving corps helped the franchise to its first NFL title in 2009 and New Orleans made playoff appearances in four of his six seasons. The Saints were rewarded with outstanding results from his wide receiver group during his time with the storied franchise.

• In five and a half seasons, Johnson worked with both veteran and young wide receivers, with each benefiting from his guidance and high-energy teaching style. Among the players who improved under his watch through their own dedication and his tutelage were **Marques Colston**, **Devery Henderson**, **Robert Meachem**, **Joe Morgan** and **Lance Moore**.

• At Miami (Fla.) from 1996-2005, Johnson was part of a staff that went to nine bowl games and won the 2001 National Championship.

• In his five-year stint at San Diego State (1989-93) Johnson landed some of the school's biggest recruits, including 2000 NFL MVP and fellow New Orleans native **Marshall Faulk**, who was recently inducted into the Pro Football Hall of Fame.

• Johnson began his coaching career as a receivers coach at Lewiston (Idaho) High School in 1984, serving for three seasons before holding a similar position at the University of Idaho. He spent 1987 and 1988 at the school before becoming the receivers coach at San Diego State. His next stop was at Southern Methodist in 1994 before becoming wide receivers coach in 1995 at the University of California-Berkeley.

• Johnson attended the University of Idaho and received his bachelor's degree in physical education in 1985.

• Johnson and his wife, Angel, have six children, Janene (32), Kiejon (29), Curtis III (24), and Aaron (21), Angele (22) and Justin (21), and three grandchildren. Johnson serves as an ordained deacon at his church, First African Baptist Church in New Orleans.



# Green Wave Game Notes

## Tulane Depth Chart vs. Memphis

### OFFENSE

<b>WR (X)</b>	<b>8</b>	<b>Devon Breaux (6-0, 181, Jr.-R)</b>
	80	Andrew Hicks (6-3, 198, Fr.)
<b>OR</b>	83	Trey Scott (6-2, 222, So.)
<b>WR (Z)</b>	<b>9</b>	<b>Teddy Veal (6-0, 192, So.)</b>
	15	Rickey Preston (6-1, 174, Fr.)
<b>OR</b>	85	Larry Dace III (5-10, 173, Jr.-R)
<b>LT</b>	<b>68</b>	<b>Arturo Uzdavinis (6-7, 305, Sr.-R)</b>
	72	John Leglue (6-7, 298, Fr.-R)
<b>LG</b>	<b>61</b>	<b>Colton Hanson (6-6, 305, Jr.-R)</b>
	73	Leeward Brown (6-3, 344, Fr.)
<b>C</b>	<b>66</b>	<b>Nathan Shienle (6-5, 311, Jr.-R)</b>
<b>OR</b>	<b>51</b>	<b>Junior Diaz (6-3, 292, Fr.-R)</b>
<b>RG</b>	<b>75</b>	<b>Chris Taylor (6-3, 320, Jr.)</b>
	50	Brandon Godfrey (6-4, 294, So.-R)
<b>RT</b>	<b>78</b>	<b>Todd Jacquet (6-5, 292, Jr.-R)</b>
	74	Devon Johnson (6-4, 324, Fr.-R)
<b>TE</b>	<b>84</b>	<b>Charles Jones II (6-4, 234, So.)</b>
	89	Kendall Ardoin (6-5, 228, Fr.-R)
<b>OR</b>	81	Sydie London (6-2, 233, Sr.)
<b>QB</b>	<b>12</b>	<b>Tanner Lee (6-4, 220, So.-R)</b>
<b>OR</b>	<b>1</b>	<b>Devin Powell (6-3, 241, Jr.-R)</b>
<b>FB</b>	<b>33</b>	<b>Lazedrick Thompson (6-0, 219, Jr.-R)</b>
<b>OR</b>	<b>28</b>	<b>Rob Kelley (6-0, 220, Sr.-R)</b>
<b>TB</b>	<b>3</b>	<b>Sherman Badie (5-11, 199, So.-R)</b>
	26	Dontrell Hilliard (5-11, 195, So.)

### SPECIALISTS

<b>K</b>	<b>36</b>	<b>Trevor Simms (6-4, 199, Sr.)</b>
<b>OR</b>	<b>42</b>	<b>Andrew DiRocco (6-1, 173, So.)</b>
<b>OR</b>	<b>62</b>	<b>Steven Logan (6-1, 185, Fr.)</b>
<b>P</b>	<b>49</b>	<b>Zachary Block (6-4, 182, Fr.)</b>
	31	Peter Picerelli (6-0, 194, Sr.)
<b>DS</b>	<b>72</b>	<b>John Leglue (6-7, 298, Fr.-R)</b>
	97	Michael Lizanich (6-0, 210, Jr.)
<b>HO</b>	<b>31</b>	<b>Peter Picerelli (6-0, 194, Sr.)</b>
	16	Jordy Joseph (5-10, 199, Sr.-R)
<b>KOR</b>	<b>3</b>	<b>Sherman Badie (5-11, 199, So.-R)</b>
	8	<b>Devon Breaux (6-0, 181, Jr.-R)</b>
<b>PR</b>	<b>2</b>	<b>Darion Monroe (5-11, 206, Sr.)</b>
	9	Teddy Veal (6-0, 192, So.)
<b>OR</b>	21	Donnie Lewis, Jr. (6-0, 178, Fr.-R)

### DEFENSE

<b>DE</b>	<b>48</b>	<b>Royce LaFrance (6-3, 259, Sr.)</b>
	90	Robert Kennedy (6-1, 243, Fr.-R)
<b>DT</b>	<b>77</b>	<b>Tanzel Smart (6-1, 303, Jr.)</b>
	91	Eldrick Washington (6-2, 263, So.-R)
<b>NT</b>	<b>96</b>	<b>Corey Redwine (6-2, 328, Sr.-R)</b>
<b>OR</b>	<b>94</b>	<b>Sean Wilson (6-3, 271, So.)</b>
<b>DE</b>	<b>87</b>	<b>Ade Aruna (6-5, 241, So.-R)</b>
<b>OR</b>	<b>92</b>	<b>Daren Williams (6-3, 243, So.)</b>
<b>MLB</b>	<b>52</b>	<b>Eric Thomas (5-11, 243, Jr.)</b>
	56	Rae Juan Marbley (5-11, 231, So.)
<b>WLB</b>	<b>20</b>	<b>Nico Marley (5-10, 208, Jr.)</b>
	55	Eric Bowie (6-1, 227, Fr.-R)
<b>OR</b>	13	William Townsend (6-0, 217, So.-R)
<b>NKL</b>	<b>6</b>	<b>Jarrold Franklin (6-1, 208, So.-R)</b>
	32	Stephon Lofton (5-11, 174, Fr.-R)
<b>CB</b>	<b>17</b>	<b>Parry Nickerson (6-0, 182, So.-R)</b>
	19	Taris Shenall (5-10, 171, Fr.)
<b>CB</b>	<b>23</b>	<b>Richard Allen (5-10, 178, Jr.)</b>
	11	Dedrick Shy (6-2, 192, Fr.)
<b>FS</b>	<b>38</b>	<b>Roderic Teamer (5-11, 191, Fr.)</b>
	21	Donnie Lewis, Jr. (6-0, 178, Fr.-R)
<b>SS</b>	<b>2</b>	<b>Darion Monroe (5-11, 206, Sr.)</b>
	30	Tristan Cooper (6-0, 181, So.-R)

### CAREER STARTS

43	Darion Monroe
32	Arturo Uzdavinis
31	Royce LaFrance, Nico Marley
29	Nathan Shienle
23	Chris Taylor
19	Colton Hanson, Tanzel Smart
18	Parry Nickerson
16	Tanner Lee
15	Corey Redwine
13	Todd Jacquet, Teddy Veal
12	Rob Kelley
10	Sherman Badie, Sean Wilson
9	Charles Jones II, Devon Breaux, Eric Thomas, Jarrod Franklin
8	Sydie London, Edward Williams, Terren Encalade
6	Dontrell Hilliard, Ade Aruna
5	Lazedrick Thompson, Donnie Lewis, Jr., Richard Allen
4	Kendall Ardoin, Devin Powell
2	Trey Scott, Roderic Teamer, Jr., Junior Diaz
1	Daren Williams, William Townsend, Taris Shenall, Andrew Hicks

### CONSECUTIVE STARTS

32	Arturo Uzdavinis
21	Chris Taylor
20	Nico Marley
19	Colton Hanson, Tanzel Smart
18	Royce LaFrance, Parry Nickerson

### CAREER GAMES PLAYED

45	Rob Kelley
44	Royce LaFrance, Peter Picerelli, Arturo Uzdavinis
43	Darion Monroe
42	Corey Redwine
32	Nico Marley, Eric Thomas, Marshall Wadleigh
31	Sydie London, Nathan Shienle, Tanzel Smart, Chris Taylor
30	Josh Rounds, Todd Jacquet, Devon Breaux
25	Richard Allen, Leonard Davis
23	Colton Hanson, Lazedrick Thompson
20	Jarrold Franklin
19	Parry Nickerson, Sherman Badie, Dontrell Hilliard, Teddy Veal, Rae Juan Marbley, Andrew DiRocco, Jason Stewart, Charles Jones II, Michael Lizanich
18	Calvin Thomas, Trey Scott
17	Devin Powell, Sergio Medina, Edward Williams, Sean Wilson, Trevor Simms
16	Tanner Lee, Tristan Cooper, William Townsend, Quinlan Carroll, Eldrick Washington, Larry Dace III
15	Daren Williams, Ade Aruna
14	Terren Encalade
11	Rene Fleury
8	Zachery Harris, Brandon Godfrey
7	Taris Shenall, Malik Eugene, Stephon Lofton, Roderic Teamer, Luke Jackson, Junior Diaz, John Leglue, Devon Johnson, Kendall Ardoin, Robert Kennedy
6	Jordy Joseph, Rickey Preston, Andrew Hicks, Eric Bowie, Kenneth Santa Marina
5	Dedrick Shy
4	Alec Macias, Devin Glenn
3	Zachary Block, Bob Bradley, Eric Bell
2	Logan Hilton
1	Glenn Cuiellette, Peter Woullard, Aaron Golub





## Yulman Stadium

Yulman Stadium, the crown jewel of the university's athletics complex, opened its doors for the first time in front of a capacity crowd on September 6, 2014 against Georgia Tech. Yulman Stadium marks the beginning of a renaissance of Tulane Athletics, bringing Green Wave football back to campus for the first time in nearly 40 years.

Tulane's new home field advantage came from the generosity of three couples in particular - Richard Yulman and his late wife Janet, Gayle and Tom Benson and Jill and Avie Glazer.

Richard Yulman, the retired chairman and owner of mattress manufacturing giant Serta International, donated \$15 million toward construction of this \$73 million facility. Yulman Stadium is named in honor of Richard, Janet and the Yulman family.

New Orleans Saints owner Tom Benson and his wife Gayle, a member of the Board of Tulane, donated \$7.5 million to Yulman Stadium. Benson Field, which will host the games of Yulman Stadium, is named in their honor.

Jill and Avie Glazer supported the stadium with a multi-million dollar gift. The Jill H. and Avram A. Glazer Family Club, the premium space in which to experience games at Yulman Stadium, is named in their honor.

Construction of Yulman Stadium began in January 2013. Gould Evans and Associates and Lee Ledbetter & Associates served as the project architects, while Woodward Design + Build LLC was the contractor.

Tulane football has been a part of the fabric of New Orleans since the Green Wave played its first season back in 1893. Generations experienced college football at the old Tulane Stadium from 1926-1974.

It is not hard to find a story about someone's experience at old Tulane Stadium. Boy Scouts selling programs, a record crowd of 86,598 watching the Green Wave defeat LSU in 1973, the annual Sugar Bowl and early Saints football, are all part of the story of Tulane Stadium.

Now in its second year, a new chapter continues to be written in a new home by a new (and old) generation of Green Wave fans.

### Inside Yulman Stadium

<b>Construction Began:</b>	January 2013
<b>First Game:</b>	September 6, 2014 Tulane vs. Georgia Tech
<b>Capacity:</b>	30,000
<b>Cost:</b>	\$73 million
<b>Architect:</b>	Gould Evans and Associates and Lee Ledbetter & Associate
<b>Contractor:</b>	Woodward Design + Build LLC
<b>Artificial Turf:</b>	UBU Speed Series 5M
<b>Field Size:</b>	92,660 square feet
<b>Steel:</b>	2,200 tons





# Green Wave Game Notes

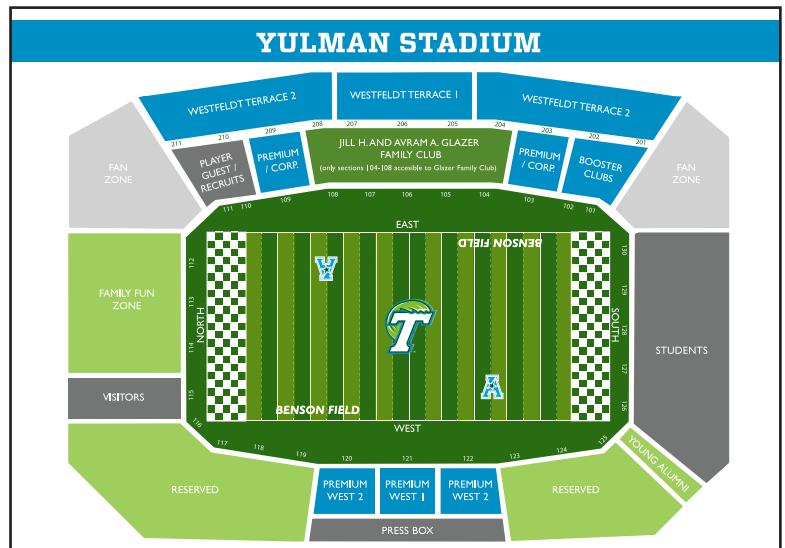
## Back on Campus: Tulane's All-Time Home Record

	Wins	Losses	Ties
1893	1	2	
1894	0	3	
1895	3	0	
1896	2	0	
1898	1	0	
1899	0	3	1
1900	4	0	
1901	4	0	
1902	1	3	2
1903	2	2	1
1904	4	1	
1905	0	1	
1906	0	4	1
1907	3	2	
1908	6	0	
1909	4	2	2
1910	0	3	
1911	4	1	1
1912	5	1	
1913	2	3	
1914	3	1	1
1915	3	1	
1916	3	1	1
1917	3	1	1
1918	4	1	1
1919	3	2	
1920	4	1	
1921	3	4	
1922	4	1	
1923	6	0	
1924	6	1	
1925	5	0	1
1926	2	2	
1927	1	2	1
1928	4	2	1
1929	7	0	
1930	6	0	
1931	8	0	
1932	4	1	1
1933	4	2	
1934*	6	0	1
1935	6	3	
1936	5	1	1
1937	4	1	1
1938	6	1	1
1939*	7	1	1
1940	4	2	
1941	3	3	
1942	3	3	
1943	2	3	
1944	4	0	
1945	2	5	1
1946	3	4	
1947	2	3	2
1948	7	0	
1949	4	1	1
1950	4	2	1
1951	3	4	
1952	4	3	
1953	1	4	1
1954	0	3	3
1955	3	2	
1956	3	3	
1957	0	4	
1958	1	3	
1959	3	2	1
1960	1	2	1
1961	2	3	
1962	0	5	
1963	0	5	1
1964	2	2	
1965	2	3	
1966	3	1	1
1967	2	4	
1968	2	3	
1969	2	3	
1970	4	1	
1971	2	4	
1972	4	1	
1973	7	0	
1974	3	2	
(Tulane played its home games at the Superdome from 1975-2004; 2006-13)			
2014	2	4	
2015	2	2	
<b>Total</b>	<b>259</b>	<b>160</b>	<b>34</b>

\*Includes Sugar Bowl played at Tulane Stadium



Tulane Stadium was the home to Tulane Football from 1926 until 1974. Built on an old plantation where sugar was first granulated, the original construction cost approximately \$300,000 and was made mostly from brick and concrete. As the site of the annual Sugar Bowl, Tulane Stadium was often informally referred to as "Sugar Bowl Stadium." After its expansion in the 1940's, Tulane Stadium became the largest football stadium in the south.



# Green Wave Game Notes



No	Player	Pos	Cl.	No	Player	Pos	Ht	Wt	Cl/Exp	Hometown/High School/Previous School
1.....	Devin Powell	QB	R.Jr.	23	Richard Allen	CB	5-10	178	Jr.-2L	Metairie, La./John Curtis Christian
2.....	Darion Monroe	S	Sr.	35	Nigel Anderson	RB	5-10	187	Fr.-HS	LaPlace, La./East St. John
3.....	Sherman Badie	RB	RSo.	89	Kendall Ardoin	TE	6-5	228	RS-Fr.-RS	Ville Platte, La./Ville Platte
5.....	Terren Encalade	WR	So.	87	Ade Aruna	DE	6-5	241	RS-So.-1L	Akure, Nigeria/La Lumiere (Ind.) School
6.....	Jarrod Franklin	LB	RSo.	41	Chaz Augustini	WR	5-10	180	WO-Fr.-HS	Medfield, Mass./Medfield
7.....	Devin Glenn	RB	Fr.	3	Sherman Badie	RB	5-11	199	RS-So.-1L	Metairie, La./John Curtis Christian
7.....	Dylan Richman	QB	So.	98	Eric Bell	DT	6-2	273	RS-So.-SQ	Harvey, La./West St. John
8.....	Devon Breaux	WR	R.Jr.	29	Darius Black	S	5-10	166	Fr.-HS	Belle Chasse, La./Belle Chasse
9.....	Teddy Veal	WR	So.	49	Zachary Block	P/K	6-4	182	Fr.-HS	Clermont, Fla./East Ridge
10.....	Leonard Davis	S	Jr.	55	Eric Bowie	LB	6-1	227	RS-Fr.-RS	Monroe, La./Ouachita Parish
11.....	Dedrick Shy	CB	Fr.	67	Bob Bradley	OG	6-3	254	Sr.-SQ	Medford, N.J./Shawnee
12.....	Tanner Lee	QB	RSo.	8	Devon Breaux	WR	6-0	181	RS-Jr.-2L	Donaldsonville, La./Donaldsonville
13.....	William Townsend	S	RSo.	73	Leeward Brown	OG	6-3	344	Fr.-HS	Miami, Fla./Miramar
13.....	Desmond McGovern	QB	Fr.	97	Trey Camissa	DE	6-4	258	WO-So.-SQ	Greenwich, Conn./Brunswick School
14.....	Glen Cuiellette	QB	R.Fr.	86	Enrique Carrasquero	P	5-11	164	WO-Fr.-HS	Metairie, La./Rummel
15.....	Rickey Preston	WR	Fr.	54	Quinlan Carroll	DE	6-1	206	RS-So.-1L	Belle Chasse, La./Belle Chasse
16.....	Jordy Joseph	QB	RSr.	30	Tristan Cooper	S	6-0	181	RS-So.-1L	Tampa, Fla./Plant
17.....	Parry Nickerson	CB	RSo.	14	Glen Cuiellette	QB	6-0	213	RS-Fr.-RS	Mandeville, La./Mandeville
19.....	Taris Shenall	CB	Fr.	85	Larry Dace, III	WR	5-10	173	WO-RS-Jr.-1L	New Orleans, La./St. Augustine
20.....	Nico Marley	LB	Jr.	10	Leonard Davis	S	5-11	198	Jr.-2L	LaPlace, La./East St. John
21.....	Donnie Lewis, Jr.	CB	R.Fr.	39	Sam Davis	DB	6-0	177	WO-Fr.-HS	Overland Park, Kan./Blue Valley West
22.....	Marshall Wadleigh	RB	Jr.	51	Junior Diaz	C	6-3	292	RS-Fr.-RS	Miami, Fla./Miami Central
23.....	Richard Allen	CB	Jr.	42	Andrew DiRocco	K	6-1	173	So.-1L	Fort Lauderdale, Fla./ University School of Nova Southeastern
24.....	Malik Eugene	S	Fr.	65	Braynon Edwards	DT	6-1	365	RS-Fr.-RS	Miami, Fla./Gulliver Prep
25.....	Josh Rounds	RB	R.Jr.	5	Terren Encalade	WR	6-1	186	So.-1L	East Pointe a la Hache, La./Belle Chasse
26.....	Dontrell Hilliard	RB	So.	24	Malik Eugene	S	5-10	170	Fr.-HS	Lafayette, La./Acadiana
28.....	Rob Kelley	RB	RSr.	37	Rene Fleury	LB	6-1	183	So.-1L	New Orleans, La./McDonogh 35
30.....	Tristan Cooper	S	RSo.	34	Jeremie Francis	CB	5-10	166	Fr.-HS	New Orleans, La./Warren Easton
31.....	Peter Picerelli	P/K	Sr.	6	Jarrod Franklin	LB	6-1	208	RS-So.-1L	Baton Rouge, La./Univ. Laboratory School
32.....	Stephon Lofton	CB	R.Fr.	7	Devin Glenn	RB	5-8	164	Fr.-HS	New Orleans, La./Warren Easton
33.....	Lazedrick Thompson	RB	R.Jr.	50	Brandon Godfrey	C	6-4	294	RS-So.-1L	Kenner, La./John Curtis Christian
34.....	Jeremie Francis	CB	Fr.	98	Aaron Golub	DS	6-1	200	WO-So.-SQ	Newtown, Mass./Newton South
35.....	Nigel Anderson	RB	Fr.	82	Reed Green	WR	6-0	170	WO-Fr.-HS	Meridian, Miss./West Lauderdale
36.....	Trevor Simms	WR/K	Sr.	61	Colton Hanson	OG	6-6	305	RS-Jr.-2L	New Braunfels, Texas/New Braunfels
37.....	Rene Fleury	LB	So.	40	Zachery Harris	LB	6-0	218	So.-1L	New Orleans, La./Holy Cross
38.....	Roderic Teamer	S	Fr.	45	Randy Harvey	K	6-0	195	WO-Fr.-HS	Destrehan, La./Destrehan
39.....	Sam Davis	DB	Fr.	80	Andrew Hicks	WR	6-3	198	Fr.-HS	Belle Chasse, La./Belle Chasse
40.....	Zachery Harris	LB	So.	26	Dontrell Hilliard	RB	5-11	195	So.-1L	Baton Rouge, La./Scotlandville
41.....	Chaz Augustini	WR	Fr.	95	Logan Hilton	P/K	5-10	174	WO-Sr.-SQ	Alexandria, La./Holy Savior Menard Central
42.....	Andrew DiRocco	K	So.	44	Luke Jackson	DE	6-3	235	RS-So.-SQ	LaPlace, La./St. Charles Catholic
43.....	Edward Williams	LB	Jr.	78	Todd Jacquet	OT	6-5	292	RS-Jr.-2L	New Orleans, La./Jesuit
44.....	Luke Jackson	DE	RSo.	74	Devon Johnson	OL	6-4	324	RS-Fr.-RS	Amite, La./Amite
44.....	Alec Macias	RB	Sr.	84	Charles Jones, II	TE	6-4	234	So.-1L	New Orleans, La./St. Augustine
45.....	Randy Harvey	K	Fr.	16	Jordy Joseph	QB	5-10	199	RS-Sr.-1L	New Iberia, La./New Iberia
46.....	Sergio Medina	RB	Jr.	28	Rob Kelley	RB	6-0	220	RS-Sr.-3L	New Orleans, La./O. Perry Walker
48.....	Royce LaFrance	DE	Sr.	90	Robert Kennedy	DE	6-1	243	RS-Fr.-RS	Belle Chasse, La./Belle Chasse
49.....	Zachary Block	P/K	Fr.	48	Royce LaFrance	DE	6-3	259	Sr.-3L	Harvey, La./Helen Cox
50.....	Brandon Godfrey	C	RSo.	12	Tanner Lee	QB	6-4	220	RS-So.-1L	Destrehan, La./Jesuit
51.....	Junior Diaz	C	R.Fr.	72	John Leglue	OT	6-7	298	RS-Fr.-RS	Alexandria, La./Holy Savior Menard Central
52.....	Eric Thomas	LB	Jr.	21	Donnie Lewis, Jr.	CB	6-0	178	RS-Fr.-RS	Baton Rouge, La./Central
53.....	Keyshawn McLeod	OT	Fr.	97	Michael Lizanich	DS	5-11	210	Jr.-2L	Scottsdale, Ariz./Pinnacle
54.....	Quinlan Carroll	DE	RSo.	32	Stephon Lofton	CB	5-11	174	RS-Fr.-RS	New Orleans, La./Miller-McCoy Academy
55.....	Eric Bowie	LB	R.Fr.	62	Steven Logan	K	6-1	185	WO-Fr.-HS	McLean, Va./Potomac
56.....	Rae Juan Marbley	LB	So.	81	Sydie London	TE	6-2	233	Sr.-3L	New Orleans, La./St. Augustine
57.....	Peter Woullard	DE	R.Fr.	44	Alec Macias	RB	5-10	187	WO-Sr.-SQ	Miami, Fla./Belen Jesuit
58.....	Brian Webb	DT	Fr.	56	Rae Juan Marbley	LB	5-11	231	So.-1L	Destrehan, La./Destrehan
61.....	Colton Hanson	OG	R.Jr.	20	Nico Marley	LB	5-10	208	Jr.-2L	Weston, Fla./Cypress Bay
62.....	Steven Logan	K	Fr.	13	Desmond McGovern	QB	6-3	200	WO-Fr.-HS	River Ridge, La./St. Martin's
63.....	Casey Spinelli	K/P	Jr.	53	Keyshawn McLeod	OT	6-4	250	Fr.-HS	Port Charlotte, Fla./Port Charlotte
65.....	Braynon Edwards	DT	R.Fr.	46	Sergio Medina	RB	5-11	214	Jr.-2L	Boutte, La./Hahnville
66.....	Nathan Shienle	OG	R.Jr.	2	Darion Monroe	S	5-11	206	Sr.-3L	Reserve, La./East St. John
67.....	Bob Bradley	OG	Sr.	17	Parry Nickerson	CB	6-0	182	RS-So.-1L	Algiers, La./West Jefferson
68.....	Arturo Uzdavinis	OT	RSr.	31	Peter Picerelli	P	6-0	194	Sr.-3L	Warren, R.I./LaSalle Academy
70.....	Keeyon Smart	OT	Fr.	1	Devin Powell	QB	6-3	241	RS-Jr.-2L	New Orleans, La./O. Perry Walker
71.....	Jason Stewart	DT	RSo.	15	Rickey Preston	WR	6-1	174	Fr.-HS	Boutte, La./Hahnville
72.....	John Leglue	OT	R.Fr.	96	Corey Redwine	DT	6-2	328	RS-Sr.-3L	Fairburn, Ga. Creekside
73.....	Leeward Brown	OT	Fr.	7	Dylan Richman	QB	6-1	185	WO-So.-SQ	Boca Raton, Fla./Saint Andrew's School
74.....	Devon Johnson	OL	R.Fr.	25	Josh Rounds	RB	5-11	201	RS-Jr.-2L	New Orleans, La./McMain



# Green Wave Game Notes

No	Player	Pos	Cl.	No	Player	Pos	Ht	Wt	Cl/Exp	Hometown/High School/Previous School
75.....	Chris Taylor .....	OG .....	Jr.	79	Kenneth Santa Marina	OT	6-6	324	RS-So.-1L	New Orleans, La./McDonogh 35
77.....	Tanzel Smart .....	DT .....	Jr.	83	Trey Scott	TE	6-2	222	So.-1L	Powder Springs, Ga./McEachern
78.....	Todd Jacquet .....	OT .....	RJr.	19	Taris Shenall	CB	5-10	171	Fr.-HS	Marrero, La./John Ehret
79.....	Kenneth Santa Marina .....	OT .....	RSo.	66	Nathan Shienle	OG	6-5	311	RS-Jr./2L	Tampa, Fla./Plant
80.....	Andrew Hicks .....	WR .....	Fr.	11	Dedrick Shy	CB	6-2	172	Fr.-HS	New Orleans, La./Warren Easton
81.....	Sydie London .....	TE .....	Sr.	36	Trevor Simms	WR/K	6-4	199	Sr.-1L	Hurst, Texas Liberty Christian HS/W. Virginia
82.....	Reed Green .....	WR .....	Fr.	70	Keeyon Smart	OT	6-4	332	Fr.-HS	Baton Rouge, La./McKinley
83.....	Trey Scott .....	TE .....	So.	77	Tanzel Smart	DT	6-1	304	Jr.-2L	Baton Rouge, La./Scotlandville Magnet
84.....	Charles Jones, II .....	TE .....	So.	63	Casey Spinelli	K/P	5-10	192	WO-Jr.-SQ	Covington, La./St. Paul
85.....	Larry Dace, III .....	WR .....	Sr.	95	Paul Staudinger	DT	6-6	221	WO-So.-SQ	Rye, N.Y./Rye
86.....	Enrique Carrasquero .....	P .....	Fr.	71	Jason Stewart	DL	6-5	389	RS-So.-1L	New Orleans, La./Warren Easton
87.....	Ade Aruna .....	DE ....	RSo.	75	Chris Taylor	OG	6-3	320	Jr.-2L	Baton Rouge, La./Zachary
89.....	Kendall Ardoin .....	TE .....	RFr.	38	Roderic Teamer	S	5-11	191	Fr.-HS	New Orleans, La./Brother Martin
90.....	Robert Kennedy .....	DE .....	RFr.	99	Calvin Thomas	DT	6-3	275	RS-Jr.-1L	Chandler, Ariz./Hamilton
91.....	Eldrick Washington .....	DT ....	RSo.	52	Eric Thomas	LB	5-11	243	Jr.-2L	Meraux, La./John Curtis Christian School
92.....	Daren Williams .....	DE .....	So.	33	Lazedrick Thompson	RB	6-0	219	RS-Jr.-2L	LaPlace, La./St. Charles Catholic
93.....	John Washington .....	DT .....	Fr.	13	William Townsend	S	6-0	217	RS-So.-1L	Miami, Fla./Miami Northland
94.....	Sean Wilson .....	DT .....	So.	68	Arturo Uzdavinis	OT	6-7	305	RS-Sr.-3L	Thonotosassa, Fla./Jesuit
95.....	Logan Hilton .....	P/K .....	Sr.	9	Teddy Veal	WR	6-0	192	So.-1L	Bridge City, La./West Jefferson
95.....	Paul Staudinger .....	DT .....	So.	22	Marshall Wadleigh	RB	5-11	204	WO-Jr.-2L	Pearl River, La./Northshore
96.....	Corey Redwine .....	DT .....	Sr.	91	Eldrick Washington	DT	6-2	263	RS-Fr.-1L	Harvey, La./Helen Cox
97.....	Michael Lizanich .....	DS .....	Jr.	93	John Washington	DT	6-1	302	Fr.-HS	West Monroe, La./West Monroe
97.....	Trey Camissa .....	DE .....	So.	58	Brian Webb	DT	6-0	298	Fr.-HS	New Orleans, La./Miller-McCoy Academy
98.....	Eric Bell .....	DT ....	RSo.	92	Daren Williams	DE	6-3	243	So.-1L	Reserve, La./East St. John
98.....	Aaron Golub .....	DS .....	So.	43	Edward Williams	LB	6-1	233	Jr.-2L	New Orleans, La./Warren Easton
99.....	Calvin Thomas .....	DT ....	RSo.	94	Sean Wilson	DT	6-3	271	So.-1L	Port Sulphur, La./South Plaquemines
				57	Peter Woillard	DT	6-3	248	RS-Fr.-RS	New Orleans, La./St. Augustine

## -- Pronunciation Guide --

**ADE ARUNA** .....uh-DAY uh-ROON-uh  
 Kendall **ARDOIN** .....ARD-juan  
 Sherman **BADIE** .....BAY-dee  
 Eric **BOWIE** .....BOO-we  
 Devin **BREAUX** .....BRO  
 Trey **CAMISSA** .....cam-EES-uh  
 Enrique **CARRASQUERO** .....Care-uh-scare-oh  
 Glen **CUIELLETT** .....Cool-Yahe  
 Junior **DIAZ** .....DEE-az  
 Andrew **DIROCCO** .....duh-ROCK-oh  
 Terren **ENCALADE** .....ON-cuh-laude  
**MALIK** Eugene .....Muh-Leak  
 Rene **FLEURY** .....FLUR-ee  
 Aaron **GOLUB** .....GAW-lub  
**DONTRELL HILLIARD** .....don-TREL HIL-yard  
 Todd **JACQUET** .....JOCK-ett  
 John **LEGLUE** .....luh-GLU  
 Michael **LIZANICH** .....luh-ZAN-ich  
**STEPHON** Lofton .....stef-ON  
**SYDIE** London .....sigh-EED  
 Alex **MACIAS** .....muh-SEE-us

**RAE JUAN** Marbley .....ray-ZHAN  
 Sergio **MEDINA** .....muh-DEEN-uh  
**PARRY** Nickerson .....PEAR-ee  
 Peter **PICERELLI** .....pick-uh-REL-ee  
**TARIS SHENALL** .....Tar-us Shin-ell  
 Nathan **SHIENLE** .....SHIN-lee  
**DEDRICK** Shy .....DEAD-rick  
**KEEYON** Smart .....KEY-yawn  
 Casey **SPINELLI** .....spin-EL-ee  
 Paul **STAUDINGER** .....STAW-den-er  
**LAZEDRICK** Thompson .....LUH-zed-rick  
**ARTURO UZDAVINIS** .....ar-TOO-ro ooz-duh-VEN-is  
 Marshall **WADLEIGH** .....WAD-lee  
**ELDRICK** Washington .....ELD-rick  
 Peter **WOULLARD** .....WOOL-urd

## Offensive Depth Chart Bios

### QUARTERBACK



#### 12 • Tanner Lee

6-4 • 220 • RS-So. • 1L

Destrehan, La.

Jesuit HS

- Redshirt-sophomore has played in 16 games - all starts - throwing for 3,140 yards, 20 touchdowns and 19 interceptions on 292 completions and 521 attempts (56.0 pct.)
- Tossed a career-best four touchdowns vs. UCF (10/3) on 15-

- of-26 passing for 190 yards
- Was 16-of-27 for 277 yards and one touchdown vs. Maine (9/19), the second-most passing yardage in his career
- Was 24-of-42 for 246 yards and one touchdown and one pick vs. Duke (9/3)
- Was on the throwing end of the 16th-longest passing play in Tulane history on a 76-yard touchdown throw to Devon Breaux vs. Duke (9/3)
- Threw for 165 yards on 14-of-30 passing with one touchdown - a 44-yard strike to Devon Breaux - and one interception at Georgia Tech (9/12)
- Completed 22-of-31 passes with one interception for 205 yards at Navy (10/24)
- Was 16-of-29 for 95 yards, one touchdown and two interceptions at Temple (10/10)
- Did not play vs. Houston (10/16)

#### Lee's Career Passing Statistics

PASSING	g	cmp-att-int	yards	td	long	pct	avg/p	avg/g	effic
2014	10	185-336-14	1962	12	74	55.1	5.8	196.2	107.6
2015	6	107-185-5	1178	8	76	57.8	6.4	196.3	120.2
TOTAL	16	292-521-19	3140	20	76	56.0	6.0	196.2	112.0



#### 1 • Devin Powell

6-3 • 241 • RS-Jr. • 2L

New Orleans, La.

O. Perry Walker HS

- Redshirt-junior has completed 116-of-229 passes (50.7 pct.) for 1,204 yards (5.3 avg.), seven touchdowns and eight interceptions in 17 games with four starts
- Started vs. Houston (10/16), going 11-of-28 for 88 yards

- Threw a touchdown pass in the fourth quarter vs. UCF (10/3) while going 2-for-3 for 35 yards.
- Made his season-debut at Georgia Tech (9/12), completing 1-of-3 attempts for 12 yards
- Was 1-for-1 for 15 yards vs. Maine (9/19) and 1-for-1 for seven yards at Temple (10/10)
- Did not play at Navy (10/24)

#### Powell's Career Passing Statistics

PASSING	g	cmp-att-int	yards	td	long	pct	avg/p	avg/g	effic
2012	2	30-57-3	255	1	66	52.6	4.5	127.5	85.5
2013	8	60-110-5	681	5	49	54.5	6.2	85.1	112.5
2014	2	10-26-0	111	0	27	38.5	4.3	55.5	74.3
2015	5	16-36-0	157	1	28	44.4	4.4	31.4	90.2
TOTAL	17	116-229-8	1204	7	66	50.7	5.3	70.8	97.9

### TAILBACK



#### 3 • Sherman Badie

5-11 • 199 • RS-So. • 1L

Metairie, La.

John Curtis Christian School

- Redshirt-sophomore has played in 19 career games with 11 starts with 867 yards rushing on 157 attempts (5.5 avg.) and five touchdowns while catching 42 passes for 291 yards (6.9 avg.) and one score

- Hauled in a career-best 118 yards on five receptions vs. Maine (9/19) while also tallying 71 yards and a touchdown on six carries
- Rushed for 26 yards and one score on five carries while hauling in one pass for four yards vs. UCF (10/3)
- Led Tulane in rushing vs. Duke (9/3) with 22 yards on three carries (7.3 avg.)
- Rushed for two yards on two carries (1.0 avg.) at Georgia Tech (9/12) while adding three catches for 18 yards
- Tallied nine yards on six carries (1.5 avg.) to go along with one reception for seven yards at Temple (10/10)
- Notched seven carries for 26 yards (3.6 avg.) in addition to catching two passes for two yards vs. Houston (10/16)
- Posted 24 yards on seven carries (3.4 avg.) while hauling in three catches for 24 yards at Navy (10/24)

#### Badie's Career Offensive Statistics

RUSHING	g	att	yards	td	long	avg/c	avg/g
2014	12	121	688	3	90	5.7	57.3
2015	7	36	179	2	56	5.0	25.6
TOTAL	19	157	867	5	90	5.5	45.6

RECEIVING	g	rec	yards	td	long	rec/g	avg/c	avg/g
2014	12	24	108	1	13	2.0	4.5	9.0
2015	7	18	183	0	51	2.6	10.2	26.1
TOTAL	19	42	291	1	51	2.2	6.9	15.3



#### 26 • Dontrell Hilliard

5-11 • 195 • So. • 1L

Baton Rouge, La.

Scotlandville HS

- Sophomore has played in 19 games with six starts with 744 yards rushing on 150 carries (5.0 avg.) and seven touchdowns
- Paced Green Wave in rushing with 117 yards and two touchdowns on eight carries vs. Maine (9/19)

- Had an 85-yard touchdown run vs. Maine (9/19), tying for the ninth-longest run in school history
- Led Tulane with 51 yards on nine carries (5.7 avg.) and one score at Navy (10/24) in addition to catching three passes for 24 yards
- Scored Tulane's lone touchdown vs. Houston (10/16) while collecting 53 yards on 11 carries to lead the squad
- Posted 20 yards on nine carries while catching one pass for 12 yards at Georgia Tech (9/12)
- Tallied 18 yards on seven carries while catching one pass for two yards vs. UCF (10/3)
- Also ran for 18 yards at Temple (10/10) on four carries (4.5 avg.) in addition to catching one pass for four yards
- Ran for 19 yards on five carries (3.8 avg.) vs. Duke (9/3)

#### Hilliard's Career Rushing Statistics

RUSHING	g	att	yards	td	long	avg/c	avg/g
2014	12	97	452	3	45	4.7	37.7
2015	7	53	292	4	85	5.5	41.7
TOTAL	19	150	744	7	85	5.0	39.2



# Green Wave Bios

## FULLBACK



### 33 • Lazedrick Thompson

6-0 • 219 • RS-Jr. • 2L

LaPlace, La.

St. Charles Catholic HS

- Redshirt-junior owns 734 yards rushing on 164 attempts (4.5 avg.) and five touchdowns in 23 career games with five starts
- Paced the Green Wave at Georgia Tech (9/12) on the ground with 74 yards on 13 carries (5.7 avg.)

- Rushed 13 times for 46 yards and a touchdown vs. Maine (9/19) while adding three receptions for 35 yards
- Carried the ball six times for 12 yards (2.0 avg.) vs. Duke (9/3)
- Notched one carry for one yard vs. UCF (10/3)
- Did not play at Temple (10/10), vs. Houston (10/16) or at Navy (10/24)

#### Thompson's Career Rushing Statistics

RUSHING	g	att	yards	td	long	avg/c	avg/g
2013	8	22	68	0	16	3.1	8.5
2014	11	109	533	4	48	4.9	48.5
2015	4	33	133	1	15	4.0	33.2
TOTAL	23	164	734	5	48	4.5	31.9



### 28 • Rob Kelley

6-0 • 220 • RS-Sr. • 3L

New Orleans, La.

O. Perry Walker HS

- Redshirt-senior has rushed 292 times for 1,200 yards (4.1 avg.) and five touchdowns in addition to catching 83 passes for 695 yards and six scores in 45 games with 11 starts
- Ran for 52 yards on eight carries vs. Houston (10/16)

- Notched 11 carries for 42 yards (3.2 avg.) while catching a four-yard touchdown pass vs. UCF (10/3)
- Paced the squad at Temple (10/10) with 34 yards on eight carries (4.2 avg.)
- Carried the ball four times for 22 yards (5.5 avg.) at Georgia Tech (9/12) in addition to losing three yards on two receptions
- Logged three carries for five yards (1.7 avg.) vs. Duke (9/3)
- Totaled three carries for six yards vs. Maine (9/19)
- Recorded two carries for eight yards (4.0 avg.) at Navy (10/24)

#### Kelley's Career Rushing Statistics

RUSHING	g	att	yards	td	long	avg/c	avg/g
2011	13	74	332	2	24	4.5	25.5
2012	12	81	286	0	15	3.5	23.8
2013	13	98	420	3	45	4.3	32.3
2015	7	39	162	0	43	4.2	23.1
TOTAL	45	292	1200	5	45	4.1	26.7

RECEIVING	g	rec	yards	td	long	rec/g	avg/c	avg/g
2011	13	16	178	0	37	1.2	11.1	13.7
2012	12	46	340	4	31	3.8	7.4	28.3
2013	13	18	176	1	28	1.4	9.8	13.5
2015	7	3	1	1	4	0.4	0.3	0.1
TOTAL	45	83	695	6	37	1.8	8.4	15.4

## TIGHT END



### 84 • Charles Jones, II

6-4 • 234 • So. • 1L

New Orleans, La.

St. Augustine HS

- Sophomore owns 32 receptions for 271 yards (8.5 avg.) and four touchdowns in 19 career games with eight starts
- Tallied four catches for 34 yards and a touchdown at Navy (10/24)

- Totaled two receptions for 11 yards vs. Duke (9/3)
- Notched two catches for two yards at Temple (10/10)
- Posted one catch three times: for 12 yards at Georgia Tech (9/12), for 14 yards vs. Maine (9/19) and for six yards vs. Houston (10/16)
- Played vs. UCF (10/3) but did not record any statistics

#### Jones' Career Receiving Statistics

RECEIVING	g	rec	yards	td	long	rec/g	avg/c	avg/g
2014	12	21	192	3	31	1.8	9.1	16.0
2015	7	11	79	1	14	1.6	7.2	11.3
TOTAL	19	32	271	4	31	1.7	8.5	14.3



### 83 • Trey Scott

6-2 • 222 • So. • 1L

Powder Springs, Ga.

McEachern HS

- Sophomore with 18 career receptions for 178 yards (9.4 avg.) in 18 career games with five starts
- Hauled in a career-best 29 yards, including a reception of 20 yards, on two catches at Georgia Tech (9/12)

- Tallied two receptions for 10 yards at Temple (10/10)
- Also notched two catches for 29 yards at Navy (10/24), including a career-long reception of 26 yards
- Caught one pass three times: for four yards vs. Duke (9/3), for nine yards vs. UCF (10/3) and for six yards vs. Houston (10/16)
- Did not play vs. Maine (9/19)

#### Scott's Career Receiving Statistics

RECEIVING	g	rec	yards	td	long	rec/g	avg/c	avg/g
2014	12	10	91	0	19	0.8	9.1	7.6
2015	6	9	87	0	23	1.5	9.7	14.5
TOTAL	18	19	178	0	23	1.1	9.4	9.9



## 81 • Sydnie London

6-2 • 222 • Sr. • 3L

New Orleans, La.

St. Augustine HS

- Senior has 18 receptions for 96 yards (5.3 avg.) in 31 games with eight starts
- Played against Duke (9/3), but did not record any statistics
- Did not play vs. Maine (9/19), vs. UCF (10/3), at Temple (10/10), vs. Houston (10/16) or at Navy (10/24)

### London's Career Receiving Statistics

RECEIVING	g	rec	yards	td	long	rec/g	avg/c	avg/g
2012	10	6	38	0	11	0.6	6.3	3.8
2013	13	12	58	0	12	0.9	4.8	4.5
2014	7	0	0	0	0	0.0	0.0	0.0
2015	1	0	0	0	0	0.0	0.0	0.0
TOTAL	31	18	96	0	12	0.6	5.3	3.1

## WIDE RECEIVER (X)



## 8 • Devon Breaux

6-0 • 181 • RS-Jr. • 2L

Donaldsonville, La.

Donaldsonville HS

- Redshirt-junior has played in 30 games with nine starts, hauling in 33 career receptions for 539 yards (16.3 avg.) and five scores

hauling in four passes for a team-high 92 yards and a touchdown

- Was on the receiving end of the 16th longest passing play in Tulane history with a 76-yard touchdown reception vs. Duke (9/3) from Tanner Lee
- Paced the Green Wave in receptions (4) and receiving yards (87) at Georgia Tech (9/12), including a 44-yard touchdown catch for the lone Tulane touchdown on the day
- Led Tulane in receiving yardage vs. Houston (10/16) with 88 yards on three grabs
- Posted three receptions for 61 yards, including a 49-yard touchdown grab, vs. UCF (10/3)
- Caught four passes for 28 yards at Temple (10/10)
- Notched two catches for 27 yards at Navy (10/24)
- Started but did not catch any passes vs. Maine (9/19)

### Breaux's Career Receiving Statistics

RECEIVING	g	rec	yards	td	long	rec/g	avg/c	avg/g
2013	11	6	101	2	42	0.5	16.8	9.2
2014	12	7	55	0	16	0.6	7.9	4.6
2015	7	20	383	3	76	2.9	19.1	54.7
TOTAL	30	33	539	5	76	1.1	16.3	18.0



## 80 • Andrew Hicks

6-3 • 198 • Fr. • HS

Belle Chasse, La.

Belle Chasse HS

- True freshman has played in six career games with one start, and owns one reception for 18 yards
- Collected his first collegiate catch for 18 yards vs. UCF (10/3)
- Made his collegiate debut at Georgia Tech (9/12)
- Made his first-collegiate start at Navy (10/24), but did not record any statistics
- Also Played vs. Maine (9/19), at Temple (10/10) and vs. Houston (10/16) but did not record any statistics

### Hicks's Career Receiving Statistics

RECEIVING	g	rec	yards	td	long	rec/g	avg/c	avg/g
2015	6	1	18	0	18	0.2	18.0	3.0
TOTAL	6	1	18	0	18	0.2	18.0	3.0

## WIDE RECEIVER (Z)



## 9 • Teddy Veal

6-0 • 192 • So. • 1L

Bridge City, La.

West Jefferson HS

- Sophomore owns 73 receptions for 759 yards (10.4 avg.) and four touchdown receptions in 19 career games with 12 starts
- Led the team with six catches for 43 yards and an 11-yard touchdown at Temple (10/10)
- Also paced the squad with six receptions and 59 yards at Navy (10/24)
- Tied for the team-lead in receptions with five vs. Duke (9/3), totaling 49 yards
- Tied for a team-high with five catches for a career-best 94 yards and a touchdown vs. Maine (9/19)
- Led Tulane with five catches for 80 yards and one touchdown vs. UCF (10/3)
- Paced Tulane in catches with four vs. Houston (10/16), totaling 31 yards
- Hauled in two catches for 22 yards at Georgia Tech (9/12)

### Veal's Career Receiving Statistics

RECEIVING	g	rec	yards	td	long	rec/g	avg/c	avg/g
2014	12	40	381	1	41	3.3	9.5	31.8
2015	7	33	378	3	49	4.7	11.5	54.0
TOTAL	19	73	759	4	49	3.8	10.4	39.9



## 15 • Rickey Preston

6-1 • 174 • Fr. • HS

Boutte, La.

Hahnville HS

- True freshman has seven receptions for 65 yards (9.3 avg.) and one touchdown reception in six career games
- Hauled in a career-best three receptions for 19 yards at Navy (10/24)

- Posted his first career catches vs. Maine (9/19), totaling two receptions for 16 yards
- Notched his first collegiate touchdown vs. UCF (10/3) on an 17-yard pass from Devin Powell, totaling two receptions for 30 yards on the day
- Made his collegiate-debut vs. Duke (9/3), but did not record any statistics
- Returned two kickoffs for 40 yards and a long of 21 at Georgia Tech (9/12) for his first official collegiate statistics
- Also returned three kickoffs vs. Houston (10/16) for 69 yards
- Notched six kickoff returns for 114 yards at Navy (10/24)
- Did not play at Temple (10/10)

### Preston's Career Receiving Statistics

RECEIVING	g	rec	yards	td	long	rec/g	avg/c	avg/g
2015	6	7	65	1	17	1.2	9.3	10.8
TOTAL	6	7	65	1	17	1.2	9.3	10.8



## 85 • Larry Dace III

5-10 • 173 • RS-Jr. • 1L

New Orleans, La.

St. Augustine HS

- Redshirt-junior has played in 16 career games with five reception for 53 yards (10.6 avg.)
- Caught his first-career pass for 15 yards vs. UCF (10/3)
- Posted his first-career multi-reception game at Navy (10/24)


with two grabs for 23 yards

- Notched an eight-yard reception at Temple (10/10)
- Picked up a seven-yard reception vs. Houston (10/16)
- Has played against Duke (9/3), at Georgia Tech (9/12) and against Maine (9/19) on the season

### Dace's Career Receiving Statistics

RECEIVING	g	rec	yards	td	long	rec/g	avg/c	avg/g
2013	1	0	0	0	0	0.0	0.0	0.0
2014	8	0	0	0	0	0.0	0.0	0.0
2015	7	5	53	0	18	0.7	10.6	7.6
TOTAL	16	5	53	0	18	0.3	10.6	3.3

## LEFT TACKLE



## 68 • Arturo Uzdavinis

6-7 • 305 • RS-Sr. • 3L

Thonotosassa, Fla.

Jesuit HS

- Redshirt-senior has played in 44 career games with 32 starts
- Has started at left tackle in all seven games for Tulane this year



## 72 • John Leglue


6-7 • 298 • RS-Fr. • RS

Alexandria, La.

Holy Savior Menard Central HS

- Redshirt-freshman has played in seven career games
- Made his collegiate-debut vs. Duke (9/3)
- Saw significant time at left tackle at Georgia Tech (9/12)
- Also see "DEEP SNAPPER"

## LEFT GUARD



## 61 • Colton Hanson

6-6 • 305 • RS-Jr. • 2L

New Braunfels, Texas

New Braunfels HS

- Redshirt-junior has played in 23 career games with 19 starts
- Has started at left guard for Tulane in all seven games this season



## 73 • Leeward Brown

6-3 • 344 • Fr. • HS

Miami, Fla.

Miramar HS

- True freshman has yet to appear in a game

## CENTER




### **66 • Nathan Shienle**

6-5 • 311 • RS-Jr. • 2L

Tampa, Fla.

H.B. Plant HS

- Redshirt-junior has played in 31 career games with 29 starts
- Has started at center in five games for Tulane this season
- Played, but did not start, at Navy (10/24)
- Did not play vs. Houston (10/16)



### **51 • Junior Diaz**

6-3 • 292 • RS-Fr. • RS

Miami, Fla.

Miami Central HS

- Redshirt-freshman has played in seven career games with two starts
- Made his collegiate-debut vs. Duke (9/3)
- Saw time on the line at Temple (10/10)
- Made his first-collegiate start at center vs. Houston (10/16)
- Also started at Navy (10/24)
- Will sometimes see time at fullback in goal line situations

## RIGHT GUARD



### **75 • Chris Taylor**

6-3 • 320 • Jr. • 2L

Baker, La.

Zachary HS

- Junior has played in 31 career games with 25 starts
- Has started all seven games at right guard for Tulane this season



### **50 • Brandon Godfrey**

6-4 • 294 • RS-So. • 1L

Kenner, La.

John Curtis Christian School

- Redshirt-sophomore has played in eight career games
- Sees most of his time on special teams

## RIGHT TACKLE



### **78 • Todd Jacquet**

6-5 • 292 • RS-Jr. • 2L

Harvey, La.

Jesuit HS

- Redshirt-junior has played in 29 career games with 12 starts
- Has started all seven games at right tackle for Tulane this season



### **74 • Devon Johnson**

6-4 • 324 • RS-Fr. • RS

Amite, La.

Amite HS

- Redshirt-freshman has played in seven career games
- Made his collegiate-debut vs. Duke (9/3)
- Sees most of his time on special teams

## Defensive Depth Chart Bios

### DEFENSIVE END



#### 48 • Royce LaFrance

6-4 • 265 • Jr. • 2L

Harvey, La.

Helen Cox HS

- Senior has 103 career tackles (67 solo, 36 assists), 31.5 tackles for loss, 17.5 sacks, six pass break-ups, three forced fumbles and two fumble recoveries across 44 games with 31 starts
- Tallied a career-best 4.0 tackles for loss - including a career-


high 3.0 sacks - to go along with a forced fumble vs. UCF (10/3)

- Notched four total tackles (3 solo, 1 assist) with one tackle for loss and a pass break up vs. Maine (9/19)
- Posted four tackles (2 solo, 2 assists) at Navy (10/24)
- Recorded three tackles (all solo) with 1.0 tackle for a loss of four yards at Temple (10/10)
- Notched three tackles (2 solo, 1 assist) with 1.0 tackle for a loss and 1.0 sack vs. Houston (10/16)
- Posted two tackles (1 solo, 1 assist) with a tackle for a loss vs. Duke (9/3) while collecting another two (both solo) at Georgia Tech (9/12)

#### LaFrance's Career Defensive Statistics

TACKLES	g	ua	a	total	tfl	pd	ff	fr	blk
2012	12	12	8	20	2.5-4	1	0	0	0
2013	13	19	8	27	10.0-61	2	0	1	0
2014	12	19	15	34	11.0-49	2	2	1	0
2015	7	17	5	22	8.0-41	1	1	0	0
TOTAL	44	67	36	103	31.5-155	6	3	2	0

SACKS	g	ua	a	total	yards
2012	12	1	0	1.0	1
2013	13	5	3	6.5	53
2014	12	6	0	6.0	36
2015	7	4	0	4.0	28
TOTAL	44	16	3	17.5	118



#### 90 • Robert Kennedy

6-1 • 243 • RS-Fr. • RS

Belle Chasse, La.

Belle Chasse HS

- Redshirt-freshman has recorded four tackles (3 solo, 1 assist) with one sack in seven career games
- Notched his first-career sack for an eight yard loss vs. UCF (10/3)


- Made his collegiate-debut vs. Duke (9/3), recording one solo stop
- Appeared vs. Maine (9/19), at Temple (10/10), vs. Houston (10/16) and at Navy (10/24) but did not record any statistics

#### Kennedy's Career Defensive Statistics

TACKLES	g	ua	a	total	tfl	pd	ff	fr	blk
2015	7	3	1	4	1.0-6	0	0	0	0
TOTAL	7	3	1	4	1.0-6	0	0	0	0

SACKS	g	ua	a	total	yards
2015	7	1	0	1.0	6
TOTAL	7	1	0	1.0	6

### NOSE TACKLE



#### 94 • Sean Wilson

6-3 • 271 • So. • 1L

Port Sulphur, La.

South Plaquemines HS

- Sophomore has played in 17 career games with 10 starts, 43 tackles (27 solo, 16 assists), 6.5 tackles for loss, one sack and one pass break-up
- Posted seven total tackles (6 solo, 1 assist) including 1.0 tackle

for a loss vs. Houston (10/16) in a start at defensive end

- Totaled three solo stops at Temple (10/10), including 2.0 tackles for loss
- Posted two tackles (1 solo, 1 assist), including 1.0 tackle for a loss at Navy (10/24)
- Recorded one solo tackle vs. Duke (9/3) and one assisted stop vs. UCF (10/3)
- Did not play at Georgia Tech (9/12) or vs. Maine (9/19)

#### Wilson's Career Defensive Statistics

TACKLES	g	ua	a	total	tfl	pd	ff	fr	blk
2014	12	16	13	29	2.5-6	1	0	0	0
2015	5	11	3	14	4.0-4	0	0	0	0
TOTAL	17	27	16	43	6.5-10	1	0	0	0

SACKS	g	ua	a	total	yards
2014	12	1	0	1.0	2
2015	5	0	0	0.0	0
TOTAL	17	1	0	1.0	2



#### 96 • Corey Redwine

6-2 • 328 • RS-Sr. • 3L

Fairburn, Ga.

Creekside HS

- Redshirt-senior has 68 career tackles (37 solo, 31 assists) with 5.0 tackles for loss, 2.0 sacks, one fumble recovery and two forced fumbles in 42 career games with 15 starts
- Notched seven stops (6 solo, 1 assist) with 1.0 sack and 1.0

tackle for a loss at Navy (10/24)

- Posted his first-career sack and first-career fumble recovery to go along with two total tackles (1 solo, 1 assist) vs. UCF (10/3)
- Had three tackles (2 solo, 1 assist) vs. Houston (10/16)
- Notched two tackles (both solo) including one tackle for loss vs. Maine (9/19)
- Recorded two solo stops vs. Duke (9/3)
- Posted two assisted tackles in a start at Georgia Tech (9/12)
- Notched one solo tackle at Temple (10/10)

#### Redwine's Career Defensive Statistics

TACKLES	g	ua	a	total	tfl	pd	ff	fr	blk
2012	11	12	9	21	1.0-2	0	1	0	0
2013	12	4	6	10	0.0-0	0	1	0	0
2014	12	7	11	18	1.0-1	0	0	0	0
2015	7	14	5	19	3.0-34	0	0	1	0
TOTAL	42	37	31	68	5.0-37	0	2	1	0

SACKS	g	ua	a	total	yards
2012	11	0	0	0.0	0
2013	12	0	0	0.0	0
2014	12	0	0	0.0	0
2015	7	2	0	2.0	19
TOTAL	42	2	0	2.0	19

## DEFENSIVE TACKLE



### 77 • Taniel Smart

6-1 • 303 • Jr. • 2L  
Baton Rouge, La.  
Scotlandville HS

- Junior has 88 career tackles (47 solo, 41 assists) including 13.0 tackles for loss and 3.0 sacks, as well as two pass break-ups, one forced fumble and one fumble recovery in 31 career games with 19 starts
- Recorded a career-best seven stops (5 solo, 2 assists) to tie for the team lead at Georgia Tech (9/12), while recording a tackle for loss and scooping up his first-career fumble recovery
- Totaled six tackles (5 solo, 1 assist) at Navy (10/24)
- Made three solo tackles, including 2.0 tackles for a loss and one sack, at Temple (10/10)
- Had one tackle for loss amongst three total tackles (1 solo, 2 assists) vs. UCF (10/3)
- Posted four tackles (2 solo, 2 assists) with one tackle for loss vs. Maine (9/19)
- Notched three solo stops and a tackle for loss vs. Duke (9/3)
- Had one assisted tackle vs. Houston (10/16)

#### Smart's Career Defensive Statistics

TACKLES	g	ua	a	total	tfl	pd	ff	fr	blk
2013	12	7	7	14	0.5-0	1	0	0	0
2014	12	21	26	47	6.5-32	1	1	0	0
2015	7	19	8	27	6.0-18	0	0	1	0
TOTAL	31	47	41	88	13.0-50	2	1	1	0

SACKS	g	ua	a	total	yards
2013	12	0	0	0.0	0
2014	12	2	0	2.0	18
2015	7	1	0	1.0	5
TOTAL	31	3	0	3.0	23



### 91 • Eldrick Washington

6-2 • 263 • RS-So. • 1L  
Harvey, La.  
Helen Cox HS

- Redshirt-sophomore has 12 career tackles (8 solo, 4 assists) with 2.5 tackles for loss, 2.0 sacks and one pass break-up in 16 career games
- Tallied a career-high four tackles (3 solo, 1 assist) vs. Maine (9/19)
- Recorded a sack for his lone tackle vs. UCF (10/3) to go along with his first-career pass break-up
- Notched a solo stop at Georgia Tech (9/12) and at Temple (10/10) in addition to recording an assisted stop vs. Houston (10/16)
- Played against Duke (9/3), but did not record any statistics
- Did not play at Navy (10/24)

#### Washington's Career Defensive Statistics

TACKLES	g	ua	a	total	tfl	pd	ff	fr	blk
2013	1	0	2	2	0.5-1	0	0	0	0
2014	9	2	0	2	1.0-10	0	0	0	0
2015	6	6	2	8	1.0-5	1	0	0	0
TOTAL	16	8	4	12	2.5-16	1	0	0	0

SACKS	g	ua	a	total	yards
2013	1	0	0	0.0	0
2014	9	1	0	1.0	10
2015	6	1	0	1.0	5
TOTAL	16	2	0	2.0	15

## DEFENSIVE END



### 87 • Ade Aruna

6-5 • 241 • RS-So. • 1L  
La Porte, Ind.  
La Lumiere School

- Redshirt-sophomore has 29 tackles (22 solo, 7 assists) with 5.0 tackles for loss, 3.0 sacks and two forced fumbles in 15 career games with six starts
- Made his first-collegiate start vs. Duke (9/3), posting a career-high five tackles (3 solo, 2 assists), one tackle for a six yard loss and a forced fumble
- Tied his career-best tackle total with five - all solo - including a tackle for a loss and a sack at Navy (10/24)
- Totaled three solo stops - including one tackle for loss - and a pass break-up vs. Maine (9/19)
- Posted three stops (1 solo, 2 assists) including 1.0 sack and one pass break-up vs. Houston (10/16)
- Notched three tackles (2 solo, 1 assist) at Temple (10/10)
- Recorded two tackles (1 solo, 1 assist) vs. UCF (10/3)
- Posted one solo stop in a start at Georgia Tech (9/12)

#### Aruna's Career Defensive Statistics

TACKLES	g	ua	a	total	tfl	pd	ff	fr	blk
2014	8	6	1	7	1.0-4	0	1	0	0
2015	7	16	6	22	4.0-23	2	1	0	0
TOTAL	15	22	7	29	5.0-27	2	2	0	0

SACKS	g	ua	a	total	yards
2014	8	1	0	1.0	4
2015	7	2	0	2.0	16
TOTAL	15	3	0	3.0	20



### 92 • Daren Williams

6-3 • 243 • So. • 1L  
Reserve, La.  
East St. John HS

- Sophomore has 16 tackles (6 solo, 10 assists) in 15 career games with one start
- Tied a career-high with three tackles (1 solo, 2 assists) at Georgia Tech (9/12)
- Totaled two assisted stops vs. UCF (10/3)
- Recorded one solo stop at Temple (10/10)
- Played against Duke (9/3), vs. Maine (9/19) and vs. Houston (10/16) but did not record any statistics
- Did not play at Navy (10/24)

#### Williams' Career Defensive Statistics

TACKLES	g	ua	a	total	tfl	pd	ff	fr	blk
2014	9	4	6	10	0.0-0	0	0	0	0
2015	6	2	4	6	0.0-0	0	0	0	0
TOTAL	15	6	10	16	0.0-0	0	0	0	0

## MIDDLE LINEBACKER



### 52 • Eric Thomas

5-11 • 243 • Jr. • 2L

Meraux, La.

John Curtis Christian School

• Junior has 87 career tackles (60 solo, 27 assists) with 12.5 tackles for loss, 2.0 sacks, three pass break-ups and two forced fumbles in 32 games with 10 starts

• Recorded a career-best 11 tackles (7 solo, 4 assists) with 1.5 tackles for loss vs. Houston (10/16) to pace the squad

• Notched a nine tackles (7 solo, 2 assists) with one tackle for loss to pace the team vs. UCF (10/3)

• Led the team with eight tackles (7 solo, 1 assist) with 1.0 sack, 2.5 tackles for loss and one forced fumble at Temple (10/10)

• Had a team-high eight stops (5 solo, 3 assists) with 1.0 tackle for loss at Navy (10/24)

• Posted seven tackles (all solo) vs. Duke (9/3)

• Recorded six total tackles (4 solo, 2 assists) at Georgia Tech (9/12)

• Notched two tackles (1 solo, 1 assist) with a pass break-up vs. Maine (9/19)

#### Thomas' Career Defensive Statistics

TACKLES	g	ua	a	total	tfl	pd	ff	fr	blk
2013	13	3	3	6	0.5-1	0	0	0	0
2014	12	19	11	30	6.0-27	2	1	0	0
2015	7	38	13	51	6.0-34	1	1	0	0
TOTAL	32	60	27	87	12.5-62	3	2	0	0

SACKS	g	ua	a	total	yards
2013	13	0	0	0.0	0
2014	12	1	0	1.0	7
2015	7	1	0	1.0	7
TOTAL	32	2	0	2.0	14



### 40 • Zachery Harris

6-0 • 218 • So. • 1L

New Orleans, La.

Holy Cross HS

• Sophomore has 18 tackles (13 solo, 5 assists) with 1.5 tackles for loss in eight career games and one start

• Recorded a career-best seven tackles (5 solo, 2 assists) to lead Tulane vs. Maine (9/19)

• Made his first-career start at Georgia Tech (9/12), logging a career-best three stops (1 solo, two assists)

• Tallied two tackles (both solo) vs. Duke (9/3)

• Did not play vs. UCF (10/3), at Temple (10/10) or at Navy (10/24)

#### Harris' Career Defensive Statistics

TACKLES	g	ua	a	total	tfl	pd	ff	fr	blk
2014	5	5	1	6	1.5-10	0	0	0	0
2015	3	8	4	12	0.0-0	0	0	0	0
TOTAL	8	13	5	18	1.5-10	0	0	0	0



### 56 • Rae Juan Marbley

5-11 • 231 • So. • 1L

Destrehan, La.

Destrehan HS

• Sophomore has 31 tackles (24 solo, 7 assists) with one interception in 19 career games

• Recorded a career-best five stops - all solo - to go along with his first-career interception vs. UCF (10/3)

• Notched four tackles (3 solo, 1 assist) vs. Duke (9/3) and again at Georgia Tech (all solo) (9/12)

• Posted three solo stops vs. Maine (9/19)

• Tallied three tackles (2 solo, 1 assist) at Temple (10/10)

• Made one solo stop at Navy (10/24)

• Played vs. Houston (10/16) but did not record any statistics

#### Marbley's Career Defensive Statistics

TACKLES	g	ua	a	total	tfl	pd	ff	fr	blk
2014	12	6	5	11	0.0-0	0	0	0	0
2015	7	18	2	20	0.0-0	1	0	0	0
TOTAL	19	24	7	31	0.0-0	1	0	0	0
INTERCEPTIONS	g	no.	yards	td	long	avg/r	avg/g		
2014	12	0	0	0	0	0.0	0.0		
2015	7	1	31	0	31	31.0	4.4		
TOTAL	19	1	31	0	31	31.0	1.6		

## WEAK-SIDE LINEBACKER



### 20 • Nico Marley

5-10 • 208 • Jr. • 2L

Weston, Fla.

Cypress Bay HS

• Junior has 197 career tackles (122 solo, 75 assists), including 21.5 tackles for loss, 3.5 sacks, three interceptions, five pass break-ups, two forced fumbles and four fumble recoveries across 32 games with 31 starts

- Tallied a career-best 15 tackles (13 solo, 2 assists) with one tackle for loss vs. Duke (9/3)
- Had eight tackles (6 solo, 2 assists) with 1.5 tackles for loss and one interception vs. Houston (10/16)
- Totaled six stops twice: all solo with one tackle for a loss of four yards at Georgia Tech (9/12) and 3 solo, 3 assists with 0.5 tackle for loss vs. UCF (10/3)
- Recorded five total tackles (3 solo, 2 assists) at Temple (10/10)
- Notched four solo stops with 2.0 tackles for loss and 1.0 sack at Navy (10/24)
- Posted four solo stops with 2.0 tackles for loss vs. Maine (9/19)



### 55 • Eric Bowie

6-1 • 227 • RS-Fr. • RS

Monroe, La.

Ouachita Parish HS

• Redshirt-freshman has seven career tackles (4 solo, 3 assists) in six career games

- Tied a career-high in tackles with two - both solo - vs. UCF (10/3)
- Recorded a career-best two assisted tackles vs. Maine (9/19)
- Notched one solo stop at Temple (10/10) and one solo tackle vs. Houston (10/16)
- Made his collegiate debut vs. Duke (9/3), recording one assisted tackle
- Played at Navy (10/24) but did not record any statistics
- Did not play at Georgia Tech (9/12)

#### Bowie's Career Defensive Statistics

TACKLES	g	ua	a	total	tfl	pd	ff	fr	blk
2015	6	4	3	7	0.0-0	0	0	0	0
TOTAL	6	4	3	7	0.0-0	0	0	0	0



### 13 • William Townsend

6-0 • 217 • RS-So. • 1L

Miami, Fla.

Norland HS

• Redshirt-sophomore has nine tackles (7 solo, 2 assists) in 16 career games with one start

- Played against Duke (9/3), at Georgia Tech (9/12), vs. Maine (9/19), vs. UCF (10/3), at Temple (10/10), vs. Houston (10/16) and at Navy (10/24) but did not record any statistics

#### Marley's Career Defensive Statistics

TACKLES	g	ua	a	total	tfl	pd	ff	fr	blk
2013	13	37	30	67	10.0-43	3	1	2	0
2014	12	46	36	82	13.5-43	4	1	2	0
2015	7	39	9	48	8.0-32	1	0	0	0
TOTAL	32	122	75	197	31.5-118	8	2	4	0

SACKS	g	ua	a	total	yards
2013	13	2	0	2.0	19
2014	12	0	1	0.5	2
2015	7	1	0	1.0	12
TOTAL	32	3	1	3.5	33

INTERCEPTIONS	g	no.	yards	td	long	avg/r	avg/g
2013	13	1	30	0	30	30.0	2.3
2014	12	1	3	0	3	3.0	0.2
2015	7	1	7	0	7	7.0	1.0
TOTAL	32	3	40	0	30	13.3	1.2

#### Townsend's Career Defensive Statistics

TACKLES	g	ua	a	total	tfl	pd	ff	fr	blk
2014	9	7	2	9	0.0-0	0	0	0	0
2015	7	0	0	0	0.0-0	0	0	0	0
TOTAL	16	7	2	9	0.0-0	0	0	0	0

## NICKLE



### 6 • Jarrod Franklin

6-1 • 208 • RS-So. • 1L

Baton Rouge, La.

University Lab

• Redshirt-sophomore has 64 tackles (47 solo, 17 assists), including two sacks, 5.0 tackles for loss, one fumble recovery, one forced fumble and one interception in 20 career games with nine starts

- Notched a career-best 10 tackles (8 solo, 2 assists) to go along with his first-career fumble recovery vs. Duke (9/3)
- Tied for the team-lead in tackles at Georgia Tech (9/12) with seven (all solo), while recording a sack for an eight yard loss and 2.0 tackles for loss for a total of 11 yards
- Had six tackles twice: 5 solo, 1 assist vs. Houston (10/16) and 5 solo, 1 assist at Navy (10/24)
- Tallied five total tackles (3 solo, 2 assists) with 1.5 tackles for loss at Temple (10/10)
- Recorded three solo stops vs. Maine (9/19) and three solo stops vs. UCF (10/3)

#### Franklin's Career Defensive Statistics

TACKLES	g	ua	a	total	tfl	pd	ff	fr	blk
2013	13	15	9	24	1.5-8	1	1	0	0
2015	7	32	8	40	3.5-16	0	0	1	0
TOTAL	20	47	17	64	5.0-24	1	1	1	0

SACKS	g	ua	a	total	yards
2013	13	1	0	1.0	7
2015	7	1	0	1.0	8
TOTAL	20	2	0	2.0	15

INTERCEPTIONS	g	no.	yards	td	long	avg/r	avg/g
2013	13	1	0	0	0	0.0	0.0
2015	7	0	0	0	0	0.0	0.0
TOTAL	20	1	0	0	0	0.0	0.0



### 32 • Stephon Lofton

5-11 • 174 • RS-Fr. • RS

New Orleans, La.

Miller-McCoy Academy

• Redshirt-freshman has played in six career games with one tackle

• Posted his first-career solo stop vs. Maine (9/19) to go along with a pass break-up

- Made his collegiate debut vs. Duke (9/3), but did not record any statistics
- Appeared at Georgia Tech (9/12), vs. UCF (10/3), vs. Houston (10/16) and at Navy (10/24) but did not record any stats
- Did not play at Temple (10/10)

#### Lofton's Career Defensive Statistics

TACKLES	g	ua	a	total	tfl	pd	ff	fr	blk
2015	6	1	0	1	0.0-0	1	0	0	0
TOTAL	6	1	0	1	0.0-0	1	0	0	0

## CORNERBACKS



### 17 • Parry Nickerson

6-0 • 182 • RS-So. • 1L

Baton Rouge, La.

University Lab

• Redshirt-sophomore has played in 20 career games with 17 starts and has logged 78 total tackles (60 solo, 18 assists), 5.0 tackles for loss, two forced fumbles, one fumble recovery, nine pass break-ups and six interceptions

- Had six stops (4 solo, 2 assists) with 1.0 tackle for loss at Navy (10/24)
- Notched four tackles (3 solo, 1 assist) to go along with a pass break-up vs. Maine (9/19)
- Also totaled four solo stops at Temple (10/10), including 1.0 tackle for loss
- Recorded three tackles - all solo - with one pass break-up vs. Houston (10/16)
- Posted two tackles (1 solo, 1 assist) with a half tackle for loss and a pass break-up vs. UCF (10/3)
- Logged one assisted tackle and a pass break-up vs. Duke (9/3)
- Started at Georgia Tech (9/12), but did not record any statistics

#### Nickerson's Career Defensive Statistics

TACKLES	g	ua	a	total	tfl	pd	ff	fr	blk
2013	1	5	2	7	0.0-0	0	1	0	0
2014	12	40	11	51	2.5-4	12	0	1	0
2015	7	15	5	20	2.5-2	4	1	0	0
TOTAL	20	60	18	78	5.0-6	16	2	1	0

INTERCEPTIONS	g	no.	yards	td	long	avg/r	avg/g
2013	1	0	0	0	0	0.0	0.0
2014	12	6	24	0	12	4.0	2.0
2015	7	0	0	0	0	0.0	0.0
TOTAL	20	6	24	0	12	4.0	1.2



## 23 • Richard Allen

5-10 • 178 • Jr. • 2L

Metairie, La.

John Curtis Christian School

• Junior has played in 25 career games with five starts with 32 total tackles (26 solo, 6 assists) and four pass break-ups and one fumble recovery

• Made his first collegiate start vs. Duke (9/3), posting a career high in tackles with 10 (8 solo, 2 assists) and pass break-ups with 3

• Recorded six solo stops at Navy (10/24)

• Notched one solo stop to go along with one pass break-up and his first-career fumble recovery vs. UCF (10/3)

• Posted one solo stop vs. Maine (9/19)

• Started at Georgia Tech (9/12), but did not record any statistics

• Did not play at Temple (10/10) or vs. Houston (10/16)

### Allen's Career Defensive Statistics

TACKLES	g	ua	a	total	tfl	pd	ff	fr	blk
2013	13	7	2	9	0.0-0	0	0	0	0
2014	7	3	2	5	0.0-0	0	0	0	0
2015	5	16	2	18	0.0-0	4	0	1	0
TOTAL	25	26	6	32	0.0-0	4	0	1	0



## 11 • Dedrick Shy

6-2 • 172 • Fr. • HS

Marrero, La.

Warren Easton

• True freshman has played in five contests and has recorded seven tackles - all solo - one interception and two pass break-ups

• Tallied a career-best four tackles (all solo) with a career-high

two pass break-ups

• Made his collegiate-debut vs. Maine (9/19), tallying three solo stops to go along with an interception

• Played at Temple (10/10), vs. Houston (10/16) and at Navy (10/24) but did not record any statistics

### Shy's Career Defensive Statistics

TACKLES	g	ua	a	total	tfl	pd	ff	fr	blk
2015	5	7	0	7	0.0-0	3	0	0	0
TOTAL	5	7	0	7	0.0-0	3	0	0	0

INTERCEPTIONS	g	no.	yards	td	long	avg/r	avg/g
2015	5	1	33	0	33	33.0	6.6
TOTAL	5	1	33	0	33	33.0	6.6



## 19 • Taris Shenall

5-10 • 171 • Fr. • HS

Marrero, La.

John Ehret HS

• True freshman has played in seven career games with one start, posting seven tackles (6 solo, 1 assist) and one interception

• Started his first collegiate contest vs. Houston (10/16), logging

four tackles (3 solo, 1 assist)

• Posted one solo stop and his first-career interception vs. UCF (10/3)

• Recorded his first collegiate tackle - a solo stop - vs. Maine (9/19)

• Made one solo stop at Navy (10/24)

• Made his collegiate debut vs. Duke (9/3), but did not record any statistics

• Played at Georgia Tech (9/12) and at Temple (10/10) but did not record any statistics

### Shenall's Career Defensive Statistics

TACKLES	g	ua	a	total	tfl	pd	ff	fr	blk
2015	7	6	1	7	0.0-0	1	0	0	0
TOTAL	7	6	1	7	0.0-0	1	0	0	0

INTERCEPTIONS	g	no.	yards	td	long	avg/r	avg/g
2015	7	1	5	0	5	5.0	0.7
TOTAL	7	1	5	0	5	5.0	0.7

## STRONG SAFETY



### 2 • Darion Monroe

5-11 • 206 • Sr. • 3L

Reserve, La.

East St. John HS

• Senior has 294 career tackles (192 solo, 102 assists), including 20.5 tackles for loss, 4.5 sacks, 12 pass break-ups, three forced fumbles, eight fumble recoveries - including one for a touchdown - two interceptions, and one blocked kick in 43

games - all starts

• Owns the all-time school record for fumble recoveries with eight

• Notched 10 tackles (7 solo, 3 assists) vs. Houston (10/16)

• Posted eight total tackles (6 solo, 2 assists) with one pass break-up and one fumble recovery vs. Duke (9/3)

• Notched seven tackles (6 solo, 1 assist) with a tackle for loss and a fumble recovery at Temple (10/10)

• Recorded four tackles (2 solo, 2 assists) with one tackle for loss vs. UCF (10/3)

• Talled three tackles (1 solo, 2 assists) with an interception returned for 12 yards and a pass break-up vs. Maine (9/19)

• Totaled three stops (2 solo, 1 assist) with 2.0 tackles for loss at Navy (10/24)

• Did not play at Georgia Tech (9/12)

#### Monroe's Career Defensive Statistics

TACKLES	g	ua	a	total	tfl	pd	ff	fr	blk
2012	12	60	36	96	2.5-4	0	0	3	0
2013	13	57	33	90	9.0-30	7	1	1	1
2014	12	51	22	73	5.0-18	3	2	2	0
2015	6	24	11	35	4.0-6	3	0	2	0
TOTAL	43	192	102	294	20.5-58	13	3	8	1

SACKS	g	ua	a	total	yards
2012	12	0	0	0.0	0
2013	13	3	1	3.5	21
2014	12	1	0	1.0	10
2015	6	0	0	0.0	0
TOTAL	43	4	1	4.5	31

INTERCEPTIONS	g	no.	yards	td	long	avg/r	avg/g
2013	13	1	0	0	0	0.0	0.0
2015	7	0	0	0	0	0.0	0.0
TOTAL	20	1	0	0	0	0.0	0.0



### 30 • Tristan Cooper

6-0 • 181 • RS-So. • RS

Tampa, Fla.

H.B. Plant HS

• Redshirt-sophomore has 11 tackles (8 solo, 3 assist) in 15 career games with one fumble recovery

• Recorded a career-best four tackles (2 solo, 2 assists) vs. Duke (9/3)

• Made his first-career start at Georgia Tech (9/12), tallying three

solo stops

• Notched a solo stop vs. UCF (10/3) and at Temple (10/10)

• Played vs. Houston (10/16) and at Navy (10/24) but did not record any statistics

• Did not play vs. Maine (9/19)

#### Cooper's Career Defensive Statistics

TACKLES	g	ua	a	total	tfl	pd	ff	fr	blk
2014	9	1	1	2	0.0-0	0	0	1	0
2015	6	7	2	9	0.0-0	0	0	0	0
TOTAL	15	8	3	11	0.0-0	0	0	1	0

## FREE SAFETY



### 38 • Roderic Teamer

5-11 • 191 • Fr. • HS

New Orleans, La.

Brother Martin

• True freshman has appeared in seven games with two starts and owns 15 tackles (12 solo, 3 assists), one interception, one forced fumble and three pass break-ups

• Made his first collegiate start at Temple (10/10), totaling a career-best five tackles (all solo) to go along with a tackle for a loss, a pass break-up and his first-career forced fumble

• Notched four solo stops vs. Houston (10/16)

• Recorded a career-best three tackles (2 solo, 1 assist) with his first-career interception and first-career pass break-up

• Posted two stops (1 solo, 1 assist) at Georgia Tech (9/12)

• Notched an assisted tackle vs. Maine (9/19)

• Made his collegiate debut vs. Duke (9/3), but did not record any statistics

• Also played at Navy (10/24), but did not record any statistics

#### Teamer's Career Defensive Statistics

TACKLES	g	ua	a	total	tfl	pd	ff	fr	blk
2015	7	12	3	15	1.0-1	3	1	0	0
TOTAL	7	12	3	15	1.0-1	3	1	0	0

INTERCEPTIONS	g	no.	yards	td	long	avg/r	avg/g
2015	7	1	10	0	10	10.0	1.4
TOTAL	7	1	10	0	10	10.0	1.4



### 21 • Donnie Lewis, Jr.

6-0 • 178 • RS-Fr. • RS

Baton Rouge, La.

Central HS

• Redshirt-freshman has 20 total tackles (18 solo, 2 assists) with one pass break-up in six career games - all starts

• Tied for the team lead in tackles with seven (all solo) at Georgia Tech (9/12)

• Made his collegiate debut in a start vs. Duke (9/3), recording seven tackles (5 solo, 2 assists) with one pass break-up

• Talled two solo stops vs. Maine (9/19) and vs. UCF (10/3)

• Started at cornerback for the first time in his career and made one solo tackle at Temple (10/10)

• Posted one solo stop vs. Houston (10/16)

• Did not play at Navy (10/24)

#### Lewis' Career Defensive Statistics

TACKLES	g	ua	a	total	tfl	pd	ff	fr	blk
2015	6	18	2	20	0.0-0	1	0	0	0
TOTAL	6	18	2	20	0.0-0	1	0	0	0

## Specialists Depth Chart Bios

### KICKER



#### 42 • Andrew DiRocco

6-1 • 173 • So. • 1L

Fort Lauderdale, Fl.

University School of Nova Southeastern

- Sophomore is 12-of-19 (.632) in field goals while going 39-of-41 on extra point attempts (.951) for his career
- Kicked a 23-yard field goal and was 5-for-5 on extra points vs. Maine (9/19)

- Knocked in a 27-yard field goal to go along with one extra point at Temple (10/10)
- Posted a 34-yard field goal and was 6-for-6 on extra points vs. UCF (10/3)
- Scored four points at Georgia Tech (9/12) with an extra point and a 27-yard field goal
- Recorded two PATs at Navy (10/24)
- Notched a PAT vs. Duke (9/3) and a PAT vs. Houston (10/16)

#### DiRocco's Career Kicking Statistics

SCORING	g	td	rush	rcv	ret	pat	2pat	fg	total	avg/g
2014	12	0	0	0	0	22	0	8	46	3.8
2015	7	0	0	0	0	17	0	4	29	4.1
TOTAL	19	0	0	0	0	39	0	12	75	3.9

FIELD GOALS	g	made	att	long	pct
2014	12	8	15	42	53.3
2015	7	4	4	27	100.0
TOTAL	19	12	19	42	63.2



#### 36 • Trevor Simms

6-4 • 199 • Sr. • 1L

Hurst, Texas.

Liberty Christian HS

- Senior owns 62 kickoffs for 3,909 yards (63.0 avg.) with 28 touchbacks and three field goal attempts
- Posted eight kickoffs for 505 yards (63.1 avg.) and two touchbacks vs. UCF (10/3)

- Notched seven kickoffs for 451 yards (64.4 avg.) and three touchbacks vs. Maine (9/19)
- Recorded two kickoffs for 125 yards (62.5 avg.) and one touchback vs. Duke (9/3)
- Kicked off three times for 191 yards (63.7 avg.) and two touchbacks at Temple (10/10)
- Attempted a 37-yard field goal at Georgia Tech (9/12) while also notching four kickoffs for 264 yards (66.0 avg.) and two touchbacks
- Attempted a 49-yard field goal at Navy (10/24) while also totaling two touchbacks on two kickoffs for 130 yards (65.0 avg.)
- Notched two kickoffs for 130 yards (65.0 avg.) and one touchback vs. Houston (10/16)

#### Simms' Career Kicking Statistics

FIELD GOALS	g	made	att	long	pct
2014	10	0	1	0	0.0
2015	7	0	2	0	0.0
TOTAL	17	0	3	0	0.0

KICKOFFS	g	no.	yards	avg
2014	10	34	2113	62.1
2015	7	28	1796	64.1
TOTAL	17	62	3909	63.0



#### 62 • Steven Logan

6-1 • 185 • Fr. • WO

McLean, Va.

Potomac HS

- Freshman has yet to appear in a game

### PUNTER



#### 49 • Zachary Block

6-4 • 182 • Fr. • HS

Clermont, Fla.


East Ridge HS

- True freshman who has 19 career punts for 745 yards (39.2 avg.) and two punts inside the 20 in three career games
- Made his collegiate debut at Temple (10/10), notching eight punts for 292 yards (36.5 avg.) with a long of 48 and one inside the 20

- Recorded nine punts for 389 yards (43.2 avg.) with a long of 53 and one punt inside the 20 vs. Houston (10/16)
- Tallied two punts for 64 yards (32.0 avg.) at Navy (10/24)

#### Block's Career Punting Statistics

PUNTING	g	no.	yards	long	avg
2015	3	19	745	53	39.2
TOTAL	3	19	745	53	39.2



#### 31 • Peter Picerelli

6-0 • 194 • Sr. • 3L

Warren, R.I.

LaSalle Academy

- Senior with 246 punts for 9,759 yards (39.7 avg.), 55 punts inside the 20 and 10 touchbacks
- Totaled 10 punts for 366 yards (36.6 avg.) and two inside the 20 vs. Duke (9/3)

- Notched six punts for 191 yards (31.8 avg.) and four inside the 20 vs. UCF (10/3)
- Tallied four punts for 137 yards (34.2 avg.) and one inside the 20 at Georgia Tech (9/12) while adding four punts for 182 yards (45.5) and one inside the 20 vs. Maine (9/19)
- Recorded two punts for 72 yards (36.0 avg.) vs. Houston (10/16)
- Punted once for 31 yards, landing inside the 20 at Navy (10/24)
- Did not punt at Temple (10/10), but did hold for a field goal and a PAT

#### Picerelli's Career Punting Statistics

PUNTING	g	no.	yards	long	avg
2012	12	68	2789	70	41.0
2013	13	80	3316	62	41.5
2014	12	71	2675	61	37.7
2015	7	27	979	56	36.3
TOTAL	44	246	9759	70	39.7



# Green Wave Bios

## DEEP SNAPPER



### 72 • John Leglue

6-7 • 298 • RS-Fr. • RS

Alexandria, La.

Holy Savior Menard Central HS

- Redshirt-freshman has snapped for five field goals, 36 punts, and 14 extra points



### 97 • Michael Lizanich


5-11 • 210 • Jr. • 2L

Scottsdale, Ariz.

Pinnacle HS

- Junior has appeared in 19 games at deep snapper, handling duties for 107 punts, 36 PATs and 19 field goal attempts

## HOLDER



### 31 • Peter Picerelli

6-0 • 194 • Sr. • 3L

Warren, R.I.

LaSalle Academy

- See "PUNTER" for fill bio



### 16 • Jordy Joseph

5-10 • 199 • RS-Sr. • 1L

New Iberia, La.

New Iberia HS

- Redshirt-senior quarterback has played in seven career games
- Threw his first-career touchdown pass at Navy (10/24)

## KICK-OFF RETURNER



### 3 • Sherman Badie

5-11 • 199 • RS-So. • 1L

Metairie, La.

John Curtis Christian School

- Redshirt-sophomore has returned six kickoffs for 130 yards (21.7 avg.)
- Returned his first career kickoffs against Duke (9/3), returning two for 40 yards and a long of 22
- Returned two kicks for 54 yards and a long of 54 at Georgia

Tech (9/12)

- Returned one kickoff for 19 yards vs. UCF (10/3) and one for 17 yards at Temple (10/10)

- See "TAILBACK" for full bio

#### Badie's Career Kickoff Statistics

KICK RETURNS	g	no.	yards	td	long	avg/r	avg/g
2014	12	0	0	0	0	0.0	0.0
2015	7	6	130	0	28	21.7	18.6
TOTAL	19	6	130	0	28	21.7	6.8



### 8 • Devon Breaux

6-0 • 181 • RS-Jr. • 2L

Donaldsonville, La.

Donaldsonville HS

- Redshirt-junior has returned seven career kicks for 153 yards (21.9 avg.)
- Caught one kick-off vs. Duke (9/3), but did not return it

#### Breaux's Career Kick Return Statistics

KICK RETURNS	g	no.	yards	td	long	avg/r	avg/g
2013	11	4	117	0	46	29.2	10.6
2014	12	2	36	0	22	18.0	3.0
2015	7	1	0	0	0	0.0	0.0
TOTAL	30	7	153	0	46	21.9	5.1

## PUNT RETURNER



### 2 • Darion Monroe

5-11 • 206 • Sr. • 3L

Reserve, La.

East St. John HS

- Senior has returned 13-career punts for 111 yards (8.5 avg.)
- Returned three punts for 10 yards vs. Maine (9/19)
- Fair-caught one punt at Navy (10/24)
- See "STRONG SAFETY" for full bio

#### Monroe's Career Punt Return Statistics

PUNT RETURNS	g	no.	yards	td	long	avg/r	avg/g
2012	12	3	63	0	57	21.0	5.2
2013	13	6	38	0	11	6.3	2.9
2014	12	0	0	0	0	0.0	0.0
2015	6	4	10	0	5	2.5	1.7
TOTAL	43	13	111	0	57	8.5	2.6



### 9 • Teddy Veal

6-0 • 192 • So. • 1L

Bridge City, La.

West Jefferson HS

- Sophomore has 10-career punt returns for 49 yards (4.9 avg.)
- Returned one punt for eight yards vs. Duke (9/3)
- See "WIDE RECEIVER" for full bio

#### Veal's Career Punt Return Statistics

PUNT RETURNS	g	no.	yards	td	long	avg/r	avg/g
2014	12	9	41	0	16	4.6	3.4
2015	7	1	8	0	8	8.0	1.1
TOTAL	19	10	49	0	16	4.9	2.6

# 2015 SEASON STATS



## GAME RESULTS

Date	Opponent		Score	Overall	Conference	Time	Attend
Sep 03, 2015	DUKE	L	7-37	0-1	0-0	3:27	25470
Sep 12, 2015	at #15 Georgia Tech	L	10-65	0-2	0-0	3:06	50435
Sep 19, 2015	MAINE	W	38-7	1-2	0-0	3:12	21114
* Oct 03, 2015	UCF	W	45-31	2-2	1-0	3:31	20024
* Oct 10, 2015	at Temple	L	10-49	2-3	1-1	3:14	35179
* Oct 16, 2015	#24 HOU	L	7-42	2-4	1-2	3:16	21522
* Oct 24, 2015	at Navy	L	14-31	2-5	1-3	3:13	32033

## TEAM STATISTICS

Team Statistics	TLN	OPP
SCORING	131	262
Points Per Game	18.7	37.4
FIRST DOWNS	109	158
Rushing	33	68
Passing	67	76
Penalty	9	14
RUSHING YARDAGE	714	1197
Yards gained rushing	995	1488
Yards lost rushing	281	291
Rushing Attempts	228	307
Average Per Rush	3.1	3.9
Average Per Game	102.0	171.0
TDs Rushing	7	18
PASSING YARDAGE	1455	1654
Comp-Att-Int	132-236-6	124-199-6
Average Per Pass	6.2	8.3
Average Per Catch	11.0	13.3
Average Per Game	207.9	236.3
TDs Passing	10	14
TOTAL OFFENSE	2169	2851
Total Plays	464	506
Average Per Play	4.7	5.6
Average Per Game	309.9	407.3
KICK RETURNS: #-Yards	27-484	14-416
PUNT RETURNS: #-Yards	5-18	19-280
INT RETURNS: #-Yards	6-98	6-35
KICK RETURN AVERAGE	17.9	29.7
PUNT RETURN AVERAGE	3.6	14.7
INT RETURN AVERAGE	16.3	5.8
FUMBLES-LOST	13-5	15-7
PENALTIES-Yards	53-506	42-387
Average Per Game	72.3	55.3
PUNTS-Yards	49-1777	30-1232
Average Per Punt	36.3	41.1
Net punt average	30.6	38.5

Team Statistics	TLN	OPP
KICKOFFS-Yards	28-1796	45-2821
Average Per Kick	64.1	62.7
Net kick average	37.7	43.0
TIME OF POSSESSION/Game	28:15	31:45
3RD-DOWN Conversions	35/105	47/103
3rd-Down Pct	33%	46%
4TH-DOWN Conversions	2/10	11/17
4th-Down Pct	20%	65%
SACKS BY-Yards	16-121	19-132
MISC YARDS	0	0
TOUCHDOWNS SCORED	17	35
FIELD GOALS-ATTEMPTS	4-6	5-5
ON-SIDE KICKS	0-1	0-1
RED-ZONE SCORES	(15-17) 88%	(27-32) 84%
RED-ZONE TOUCHDOWNS	(11-17) 65%	(23-32) 72%
PAT-ATTEMPTS	(17-17) 100%	(35-35) 100%
ATTENDANCE	88130	117647
Games/Avg Per Game	4/22032	3/39216
Neutral Site Games		0/0

Score by Quarters	1st	2nd	3rd	4th	OT	Total
Tulane	13	66	28	24	0	131
Opponents	45	72	61	84	0	262



## 2015 SEASON STATS

### OFFENSE AND RETURN SUMMARY

Rushing	gp-gs	att	gain	loss	net	avg	td	lg	avg/g
HILLIARD, Dontrell	7-4	53	298	6	292	5.5	4	85	41.7
BADIE, Sherman	7-3	36	188	9	179	5.0	2	56	25.6
KELLEY, Rob	7-4	39	174	12	162	4.2	0	43	23.1
ROUNDS, Josh	7-0	28	160	14	146	5.2	0	46	20.9
THOMPSON, Lazedrick	5-2	33	135	2	133	4.0	1	15	26.6
WADLEIGH, Marshall	7-0	2	26	0	26	13.0	0	24	3.7
GLENN, Devin	4-0	2	4	1	3	1.5	0	4	0.8
VEAL, Teddy	7-7	0	1	0	1	0.0	0	0	0.1
BLOCK, Zachary	3-0	1	0	10	-10	-10.0	0	0	-3.3
POWELL, Devin	5-1	4	8	18	-10	-2.5	0	5	-2.0
PICERELLI, Peter	7-0	1	0	10	-10	-10.0	0	0	-1.4
JOSEPH, Jordy	3-0	2	0	10	-10	-5.0	0	0	-3.3
TEAM	5-0	8	0	65	-65	-8.1	0	0	-13.0
LEE, Tanner	6-6	19	1	124	-123	-6.5	0	0	-20.5
Total	7	228	995	281	714	3.1	7	85	102.0
Opponents	7	307	1488	291	1197	3.9	18	65	171.0

Passing	gp-gs	effic	comp-att-int	pct	yds	td	lg	avg/g
LEE, Tanner	6-6	120.19	107-185-5	57.8	1178	8	76	196.3
POWELL, Devin	5-1	90.24	16-36-0	44.4	157	1	28	31.4
JOSEPH, Jordy	3-0	135.87	9-15-1	60.0	120	1	51	40.0
Total	7	116.62	132-236-6	55.9	1455	10	76	207.9
Opponents	7	149.31	124-199-6	62.3	1654	14	62	236.3

Receiving	gp-gs	no.	yds	avg	td	lg	avg/g
VEAL, Teddy	7-7	33	378	11.5	3	49	54.0
BREAUX, Devon	7-5	20	383	19.1	3	76	54.7
BADIE, Sherman	7-3	18	183	10.2	0	51	26.1
HILLIARD, Dontrell	7-4	14	114	8.1	0	16	16.3
JONES, Charles	7-2	11	79	7.2	1	14	11.3
SCOTT, Trey	6-1	9	87	9.7	0	23	14.5
PRESTON, Rickey	6-0	7	65	9.3	1	17	10.8
DACE, Larry	7-0	5	53	10.6	0	18	7.6
ENCALADE, Terren	2-2	4	43	10.8	0	20	21.5
ARDOIN, Kendall	7-4	3	19	6.3	1	12	2.7
KELLEY, Rob	7-4	3	1	0.3	1	4	0.1
ROUNDS, Josh	7-0	2	27	13.5	0	15	3.9
GLENN, Devin	4-0	2	5	2.5	0	5	1.2
HICKS, Andrew	6-1	1	18	18.0	0	18	3.0
Total	7	132	1455	11.0	10	76	207.9
Opponents	7	124	1654	13.3	14	62	236.3

Punt Returns	no.	yds	avg	td	lg
MONROE, Darion	4	10	2.5	0	5
VEAL, Teddy	1	8	8.0	0	8
Total	5	18	3.6	0	8
Opponents	19	280	14.7	1	73

Interceptions	no.	yds	avg	td	lg
TEAMER, Roderic	1	10	10.0	0	10
MARBLEY, Rae Juan	1	31	31.0	0	31
SHY, Dedrick	1	33	33.0	0	33
SHENALL, Taris	1	5	5.0	0	5
MARLEY, Nico	1	7	7.0	0	7
MONROE, Darion	1	12	12.0	0	12
Total	6	98	16.3	0	33
Opponents	6	35	5.8	1	22

Kick Returns	no.	yds	avg	td	lg
PRESTON, Rickey	11	223	20.3	0	25
BADIE, Sherman	6	130	21.7	0	28
GLENN, Devin	6	78	13.0	0	25
ROUNDS, Josh	3	53	17.7	0	23
BREAUX, Devon	1	0	0.0	0	0
Total	27	484	17.9	0	28
Opponents	14	416	29.7	1	95

Fumble Returns	no.	yds	avg	td	lg
MONROE, Darion	1	8	8.0	0	8
ALLEN, Richard	1	36	36.0	0	36
Total	2	44	22.0	0	36
Opponents	0	0	0.0	0	0

# 2015 SEASON STATS



## SCORING AND KICKING SUMMARY

Scoring	td	fg	PAT				dxp	saf	pts
			kick	rush	rcv	pass			
DiROCCO, Andrew	-	4-4	17-17	-	-	-	-	-	29
HILLIARD, Dontrell	4	-	-	-	-	-	-	-	24
VEAL, Teddy	3	-	-	-	-	-	-	-	18
BREAUX, Devon	3	-	-	-	-	-	-	-	18
BADIE, Sherman	2	-	-	-	-	-	-	-	12
KELLEY, Rob	1	-	-	-	-	-	-	-	6
PRESTON, Rickey	1	-	-	-	-	-	-	-	6
THOMPSON, Lazedrick	1	-	-	-	-	-	-	-	6
JONES, Charles	1	-	-	-	-	-	-	-	6
ARDOIN, Kendall	1	-	-	-	-	-	-	-	6
SIMMS, Trevor	-	0-2	-	-	-	-	-	-	0
Total	17	4-6	17-17	-	-	-	-	-	131
Opponents	35	5-5	35-35	-	-	-	-	1	262

Total Offense	g	plays	rush	pass	total	avg/g
LEE, Tanner	6	204	-123	1178	1055	175.8
HILLIARD, Dontrell	7	53	292	0	292	41.7
BADIE, Sherman	7	36	179	0	179	25.6
KELLEY, Rob	7	39	162	0	162	23.1
POWELL, Devin	5	40	-10	157	147	29.4
ROUNDS, Josh	7	28	146	0	146	20.9
THOMPSON, Lazedrick	5	33	133	0	133	26.6
JOSEPH, Jordy	3	17	-10	120	110	36.7
WADLEIGH, Marshall	7	2	26	0	26	3.7
GLENN, Devin	4	2	3	0	3	0.8
VEAL, Teddy	7	0	1	0	1	0.1
PICERELLI, Peter	7	1	-10	0	-10	-1.4
BLOCK, Zachary	3	1	-10	0	-10	-3.3
TEAM	5	8	-65	0	-65	-13.0
Total	7	464	714	1455	2169	309.9
Opponents	7	506	1197	1654	2851	407.3

Field Goals	fg	pct.	01-19	20-29	30-39	40-49	50-99	lg	blk
SIMMS, Trevor	0-2	0.0	0-0	0-0	0-0	0-2	0-0	0	0
DiROCCO, Andrew	4-4	100.0	0-0	4-4	0-0	0-0	0-0	27	0

FG Sequence	Tulane	Opponents
Duke	-	(32),(25),(46)
Georgia Tech	47,(27)	-
MAINE	(23)	-
UCF	(23)	(34)
Temple	(27)	-
HOU	-	-
Navy	49	(25)

Punting	no.	yds	avg	lg	tb	fc	i20	50+	blk
PICERELLI, Peter	27	979	36.3	56	0	14	9	3	0
BLOCK, Zachary	19	745	39.2	53	0	4	2	2	0
TEAM	2	1	0.5	1	0	0	0	0	2
HILTON, Logan	1	52	52.0	52	0	0	1	1	0
Total	49	1777	36.3	56	0	18	12	6	2
Opponents	30	1232	41.1	65	3	15	15	8	0

Kickoffs	no.	yds	avg	tb	ob	retn	net	ydln
SIMMS, Trevor	28	1796	64.1	13	1			
Total	28	1796	64.1	13	1	29.7	37.7	27
Opponents	45	2821	62.7	16	2	17.9	43.0	21

Numbers in (parentheses) indicate field goal was made.



## 2015 SEASON STATS

### ALL-PURPOSE YARDAGE

All Purpose	g	rush	rcv	pr	kr	ir	total	avg/g
BADIE, Sherma	7	179	183	0	130	0	492	70.3
HILLIARD, Dontr	7	292	114	0	0	0	406	58.0
VEAL, Teddy	7	1	378	8	0	0	387	55.3
BREAUX, Devon	7	0	383	0	0	0	383	54.7
PRESTON, Rick	6	0	65	0	223	0	288	48.0
ROUNDS, Josh	7	146	27	0	53	0	226	32.3
KELLEY, Rob	7	162	1	0	0	0	163	23.3
THOMPSON, La	5	133	0	0	0	0	133	26.6
SCOTT, Trey	6	0	87	0	0	0	87	14.5
GLENN, Devin	4	3	5	0	78	0	86	21.5
JONES, Charles	7	0	79	0	0	0	79	11.3
DACE, Larry	7	0	53	0	0	0	53	7.6
ENCALADE, Ter	2	0	43	0	0	0	43	21.5
SHY, Dedrick	5	0	0	0	0	33	33	6.6
MARBLEY, Rae	7	0	0	0	0	31	31	4.4
WADLEIGH, Ma	7	26	0	0	0	0	26	3.7
MONROE, Dario	6	0	0	10	0	12	22	3.7
ARDOIN, Kendal	7	0	19	0	0	0	19	2.7
HICKS, Andrew	6	0	18	0	0	0	18	3.0
TEAMER, Roder	7	0	0	0	0	10	10	1.4
MARLEY, Nico	7	0	0	0	0	7	7	1.0
SHENALL, Taris	7	0	0	0	0	5	5	0.7
JOSEPH, Jordy	3	-10	0	0	0	0	-10	-3.3
POWELL, Devin	5	-10	0	0	0	0	-10	-2.0
PICERELLI, Pet	7	-10	0	0	0	0	-10	-1.4
BLOCK, Zachar	3	-10	0	0	0	0	-10	-3.3
TEAM	5	-65	0	0	0	0	-65	-13.0
LEE, Tanner	6	-123	0	0	0	0	-123	-20.5
Total	7	714	1455	18	484	98	2769	395.6
Opponents	7	1197	1654	280	416	35	3582	511.7

### STARTING LINEUPS

#### OFFENSE

Opponent	QB	FB	TB	TE	WR	WR	LT	LG	C	RG	RT
Duke	Lee	Kelley	Thompson	Jones	Encalade	Veal	Uzdavinis	Hanson	Shienle	Taylor	Jacquet
Georgia Tech	Lee	Hilliard	Badie	Breaux (WR)	Encalade	Veal	Uzdavinis	Hanson	Shienle	Taylor	Jacquet
Maine	Lee	Ardoin (TE)	Thompson	Jones	Breaux	Veal	Uzdavinis	Hanson	Shienle	Taylor	Jacquet
UCF	Lee	Kelley	Badie	Hilliard (RB)	Breaux	Veal	Uzdavinis	Hanson	Shienle	Taylor	Jacquet
Temple	Lee	Ardoin (TE)	Badie	Scott	Breaux	Veal	Uzdavinis	Hanson	Shienle	Taylor	Jacquet
Houston	Powell	Kelley	Hilliard	Ardoin	Breaux	Veal	Uzdavinis	Hanson	Diaz	Taylor	Jacquet
Navy	Lee	Kelley	Hilliard	Ardoin	Hicks	Veal	Uzdavinis	Hanson	Diaz	Taylor	Jacquet

Memphis  
UConn  
Army  
SMU  
Tulsa

#### DEFENSE

Opponent	DE	DT	NT	DE	SLB	MLB	WLB	CB	CB	FS	SS
Duke	LaFrance	Smart	Wilson	Aruna	Franklin	Thomas	Marley	Nickerson	Allen	Lewis	Monroe
Georgia Tech	LaFrance	Smart	Redwine	Aruna	Franklin	Harris	Marley	Nickerson	Allen	Lewis	Cooper
Maine	LaFrance	Smart	Redwine	Aruna	Franklin	Thomas	Marley	Nickerson	Allen	Lewis	Monroe
UCF	LaFrance	Smart	Redwine	Aruna	Franklin	Thomas	Marley	Nickerson	Allen	Lewis	Monroe
Temple	LaFrance	Smart	Redwine	Aruna	Franklin	Thomas	Marley	Nickerson	Lewis	Teamer	Monroe
Houston	LaFrance	Smart	Redwine	Wilson	Franklin	Thomas	Marley	Nickerson	Shenall	Teamer	Monroe
Navy	LaFrance	Smart	Redwine	Aruna	Franklin	Thomas	Marley	Nickerson	Allen	Wilson (NT)	Monroe

Memphis  
UConn  
Army  
SMU  
Tulsa

# 2015 SEASON STATS



## DEFENSIVE TOTALS

##	Defensive Leaders	gp-gs	Tackles				Sacks no-yds	Pass defense			Fumbles		blkd		
			ua	a	tot	tfl/yds		int-yds	brup	qbh	rcv-yds	ff	kick	saf	
52	THOMAS, Eric	7-6	38	13	51	6.0-34	1.0-7	.	1	1	.	1	.	.	.
20	MARLEY, Nico	7-7	39	9	48	8.0-32	1.0-12	1-7	.	.	.	.	.	.	.
6	FRANKLIN, Jarrod	7-7	32	8	40	3.5-16	1.0-8	.	.	.	1-0	.	.	.	.
2	MONROE, Darion	6-6	24	11	35	4.0-6	.	1-12	2	.	2-8	.	.	.	.
77	SMART, Tanzel	7-7	19	8	27	6.0-18	1.0-5	.	.	1	1-0	.	.	.	.
48	LaFRANCE, Royce	7-7	17	5	22	8.0-41	4.0-28	.	1	.	.	1	.	.	.
87	ARUNA, Ade	7-6	16	6	22	4.0-23	2.0-16	.	2	.	.	1	.	.	.
56	MARBLEY, Rae Juan	7-0	18	2	20	.	.	1-31	.	.	.	.	.	.	.
17	NICKERSON, Parry	7-7	15	5	20	2.5-2	.	.	4	.	.	1	.	.	.
21	LEWIS, Donnie	6-5	18	2	20	.	.	.	1	.	.	.	.	.	.
96	REDWINE, Corey	7-6	14	5	19	3.0-34	2.0-19	.	.	.	1-0	.	.	.	.
23	ALLEN, Richard	5-5	16	2	18	.	.	.	4	.	1-36	.	.	.	.
38	TEAMER, Roderic	7-2	12	3	15	1.0-1	.	1-10	2	.	.	1	.	.	.
94	WILSON, Sean	5-3	11	3	14	4.0-4	.	.	.	.	.	.	.	.	.
40	HARRIS, Zachery	3-1	8	4	12	.	.	.	.	.	.	.	.	.	.
30	COOPER, Tristan	6-1	7	2	9	.	.	.	.	.	.	.	.	.	.
91	WASHINGTON, Eldrick	6-0	6	2	8	1.0-5	1.0-5	.	1	1	.	.	.	.	.
11	SHY, Dedrick	5-0	7	.	7	.	.	1-33	2	.	.	.	.	.	.
24	EUGENE, Malik	7-0	7	.	7	.	.	.	.	.	.	.	.	.	.
19	SHENALL, Taris	7-1	6	1	7	.	.	1-5	.	.	.	.	.	.	.
55	BOWIE, Eric	6-0	4	3	7	.	.	.	.	.	.	.	.	.	.
92	WILLIAMS, Daren	6-0	2	4	6	.	.	.	.	.	.	.	.	.	.
99	THOMAS, Calvin	6-0	5	1	6	3.0-16	2.0-15	.	.	.	.	.	.	.	.
22	WADLEIGH, Marshall	7-0	4	.	4	.	.	.	.	.	.	.	.	.	.
90	KENNEDY, Robert	7-0	3	1	4	1.0-6	1.0-6	.	.	.	.	.	.	.	.
44	JACKSON, Luke	7-0	2	1	3	1.0-3	.	.	.	.	.	.	.	.	.
28	KELLEY, Rob	7-4	2	.	2	.	.	.	.	.	.	.	.	.	.
32	LOFTON, Stephon	6-0	1	.	1	.	.	.	1	.	.	.	.	.	.
9	VEAL, Teddy	7-7	1	.	1	.	.	.	.	.	.	.	.	.	.
15	PRESTON, Rickey	6-0	1	.	1	.	.	.	.	.	.	.	.	.	.
98	BELL, Eric	3-0	1	.	1	.	.	.	.	.	.	.	.	.	.
31	PICERELLI, Peter	7-0	.	1	1	.	.	.	.	.	.	.	.	.	.
72	LEGLUE, John	7-0	1	.	1	.	.	.	.	.	.	.	.	.	.
54	CARROLL, Quinlan	7-0	1	.	1	.	.	.	.	.	.	.	.	.	.
8	BREAUX, Devon	7-5	.	.	.	.	.	.	.	.	1-0	.	.	.	.
Total		7	358	102	460	56-241	16-121	6-98	21	3	7-44	5	.	.	.
Opponents		7	309	100	409	43-191	19-132	6-35	26	3	5-0	3	2	1	.



## 2015 SEASON STATS

### TULANE TEAM STATISTICS GAME-BY-GAME

Date	Opponent	Rushing				Receiving				Passing				Kick Returns				Punt Returns				tot off
		no.	yds	td	lg	no.	yds	td	lg	cmp-att-int	yds	td	lg	no.	yds	td	lg	no.	yds	td	lg	
Sep 03	DUKE	23	25	0	11	24	246	1	76	24-42-1	246	1	76	3	40	0	22	1	8	0	8	271
Sep 12	at Georgia Tech	33	71	0	15	15	177	1	44	15-33-1	177	1	44	5	112	0	28	0	0	0	0	248
Sep 19	MAINE	42	205	4	85	18	292	1	51	18-31-1	292	1	51	1	23	0	23	3	10	0	5	497
Oct 03	UCF	44	170	1	46	17	225	5	49	17-29-0	225	5	49	1	19	0	19	0	0	0	0	395
Oct 10	at Temple	27	8	0	16	17	102	1	13	17-30-2	102	1	13	6	77	0	25	0	0	0	0	110
Oct 16	HOU	32	112	1	43	14	150	0	51	14-33-0	150	0	51	5	99	0	25	0	0	0	0	262
Oct 24	at Navy	27	123	1	27	27	263	1	26	27-38-1	263	1	26	6	114	0	25	1	0	0	0	386
		228	714	7	85	132	1455	10	76	132-236-6	1455	10	76	27	484	0	28	5	18	0	8	2169
Opponents		307	1197	18	65	124	1654	14	62	124-199-6	1654	14	62	14	416	1	95	19	280	1	73	2851

Games played: 7

Avg per rush: 3.1

Avg per catch: 11.0

Pass efficiency: 116.62

Kick ret avg: 17.9

Punt ret avg: 3.6

All purpose avg/game: 395.6

Total offense avg/gm: 309.9

		Tackles				Sacks	Fumble		Pass Defense			Blkd	PAT Attempts				
Date	Opponent	ua	a	total	tfl-yds	no-yds	ff	fr-yds	int-yds	qbh	brup	kick	kick	rush	rcv	saf	pts
Sep 03	DUKE	66	18	84	4.0-14	0.0-0	1	2-8	0-0	1	6	0	1-1	0	0	0	7
Sep 12	at Georgia Tech	47	16	63	4.0-17	1.0-8	0	1-0	0-0	0	0	0	1-1	0	0	0	10
Sep 19	MAINE	46	14	60	7.0-27	0.0-0	0	0-0	2-45	1	6	0	5-5	0	0	0	38
Oct 03	UCF	46	16	62	12.0-65	7.0-52	2	2-36	3-46	1	6	0	6-6	0	0	0	45
Oct 10	at Temple	49	8	57	12.0-33	2.0-12	2	2-0	0-0	0	1	0	1-1	0	0	0	10
Oct 16	HOU	53	18	71	6.0-36	2.0-15	0	0-0	1-7	0	2	0	1-1	0	0	0	7
Oct 24	at Navy	51	12	63	11.0-49	4.0-34	0	0-0	0-0	0	0	0	2-2	0	0	0	14
		358	102	460	56.0-241	16.0-121	5	7-44	6-98	3	21	0	17-17	0	0	0	131
Opponents		309	100	409	43.0-191	19.0-132	3	5-0	6-35	3	26	2	35-35	0	0	1	262

		Punting										Field Goals			Kickoffs				
Date	Opponent	no.	yds	avg	long	blkd	tb	fc	50+	i20	md-att	long	blkd	no.	yds	avg	tb	ob	
Sep 03	DUKE	10	366	36.6	55	0	0	6	1	2	0-0	0	0	2	125	62.5	1	0	
Sep 12	at Georgia Tech	5	137	27.4	47	1	0	2	0	1	1-2	27	0	4	264	66.0	2	1	
Sep 19	MAINE	5	234	46.8	56	0	0	2	2	2	1-1	23	0	7	451	64.4	3	0	
Oct 03	UCF	7	192	27.4	52	1	0	2	1	4	1-1	23	0	8	505	63.1	2	0	
Oct 10	at Temple	8	292	36.5	48	0	0	3	0	1	1-1	27	0	3	191	63.7	2	0	
Oct 16	HOU	11	461	41.9	53	0	0	2	2	1	0-0	0	0	2	130	65.0	1	0	
Oct 24	at Navy	3	95	31.7	32	0	0	1	0	1	0-1	0	0	2	130	65.0	2	0	
		49	1777	36.3	56	2	0	18	6	12	4-6	27	0	28	1796	64.1	13	1	
Opponents		30	1232	41.1	65	0	3	15	8	15	5-5	46	0	45	2821	62.7	16	2	

# 2015 SEASON STATS



## TULANE OPPONENT STATISTICS GAME-BY-GAME

		Rushing				Receiving				Passing				Kick Returns				Punt Returns				tot		
Date	Opponent	no.	yds	td	lg	no.	yds	td	lg	cmp	att	int	yds	td	lg	no.	yds	td	lg	no.	yds	td	lg	off
Sep 03	DUKE	49	206	1	21	29	324	2	29	29	44	0	324	2	29	1	95	1	95	2	29	0	25	530
Sep 12	at Georgia Tech	56	439	6	65	8	132	3	35	8	10	0	132	3	35	1	34	0	34	2	61	0	44	571
Sep 19	MAINE	33	93	1	19	18	203	0	35	18	38	2	203	0	35	4	104	0	43	1	0	0	0	296
Oct 03	UCF	22	-35	0	10	30	392	4	62	30	52	3	392	4	62	6	146	0	40	2	3	0	3	357
Oct 10	at Temple	46	122	3	28	14	223	3	43	14	18	0	223	3	43	1	6	0	0	2	3	0	8	345
Oct 16	HOU	47	239	4	31	17	222	1	49	17	25	1	222	1	49	1	31	0	31	8	175	1	73	461
Oct 24	at Navy	54	133	3	12	8	158	1	41	8	12	0	158	1	41	0	0	0	0	2	9	0	8	291
		307	1197	18	65	124	1654	14	62	124	199	6	1654	14	62	14	416	1	95	19	280	1	73	2851
Tulane		228	714	7	85	132	1455	10	76	132	236	6	1455	10	76	27	484	0	28	5	18	0	8	2169

Games played: 7

Avg per rush: 3.9

Avg per catch: 13.3

Pass efficiency: 149.31

Kick ret avg: 29.7

Punt ret avg: 14.7

All purpose avg/game: 511.7

Total offense avg/gm: 407.3

Date	Opponent	Tackles				Sacks		Fumble		Pass Defense			Blkd	PAT Attempts			saf	pts
		ua	a	total	tfl-yds	no	yds	ff	fr-yds	int-yds	qbh	brup	kick	kick	rush	rcv		
Sep 03	DUKE	44	6	50	6.0-27	4.0-20		0	0-0	1-0	1	2	0	4-4	0	0	0	37
Sep 12	at Georgia Tech	42	16	58	6.0-22	3.0-15		0	1-0	1-0	0	2	1	9-9	0	0	1	65
Sep 19	MAINE	47	18	65	5.0-29	3.0-24		0	1-0	1-0	1	4	0	1-1	0	0	0	7
Oct 03	UCF	46	18	64	7.0-22	1.0-11		0	1-0	0-0	0	3	1	4-4	0	0	0	31
Oct 10	at Temple	36	18	54	9.0-46	4.0-27		1	0-0	2-35	0	3	0	7-7	0	0	0	49
Oct 16	HOU	47	4	51	7.0-34	2.0-25		0	0-0	0-0	0	7	0	6-6	0	0	0	42
Oct 24	at Navy	47	20	67	3.0-11	2.0-10		2	2-0	1-0	1	5	0	4-4	0	0	0	31
		309	100	409	43.0-191	19.0-132		3	5-0	6-35	3	26	2	35-35	0	0	1	262
Tulane		358	102	460	56.0-241	16.0-121		5	7-44	6-98	3	21	0	17-17	0	0	0	131

Date	Opponent	Punting										Field Goals			Kickoffs				
		no.	yds	avg	long	blkd	tb	fc	50+	i20		md-att	long	blkd	no.	yds	avg	tb	ob
Sep 03	DUKE	4	167	41.8	56	0	0	2	1	4		3-3	46	0	7	439	62.7	3	1
Sep 12	at Georgia Tech	1	36	36.0	36	0	0	1	0	1		0-0	0	0	10	643	64.3	5	0
Sep 19	MAINE	7	324	46.3	65	0	1	1	3	5		0-0	0	0	2	130	65.0	1	0
Oct 03	UCF	5	191	38.2	51	0	0	5	1	1		1-1	34	0	5	322	64.4	3	1
Oct 10	at Temple	3	132	44.0	50	0	1	1	1	1		0-0	0	0	8	467	58.4	2	0
Oct 16	HOU	6	236	39.3	52	0	1	4	2	2		0-0	0	0	7	442	63.1	2	0
Oct 24	at Navy	4	146	36.5	43	0	0	1	0	1		1-1	25	0	6	378	63.0	0	0
		30	1232	41.1	65	0	3	15	8	15		5-5	46	0	45	2821	62.7	16	2
Tulane		49	1777	36.3	56	2	0	18	6	12		4-6	27	0	28	1796	64.1	13	1



## 2015 SEASON SUPERLATIVES

### Tulane Team Game Highs

Rushes	44	vs UCF (Oct 03, 2015)
Yards Rushing	205	vs MAINE (Sep 19, 2015)
Yards Per Rush	4.9	vs MAINE (Sep 19, 2015)
TD Rushes	4	vs MAINE (Sep 19, 2015)
Pass attempts	42	vs Duke (Sep 03, 2015)
Pass completions	27	at Navy (Oct 24, 2015)
Yards Passing	292	vs MAINE (Sep 19, 2015)
Yards Per Pass	9.4	vs MAINE (Sep 19, 2015)
TD Passes	5	vs UCF (Oct 03, 2015)
Total Plays	73	vs MAINE (Sep 19, 2015)
	73	vs UCF (Oct 03, 2015)
Total Offense	497	vs MAINE (Sep 19, 2015)
Yards Per Play	6.8	vs MAINE (Sep 19, 2015)
Points	45	vs UCF (Oct 03, 2015)
Sacks By	7	vs UCF (Oct 03, 2015)
First Downs	21	at Navy (Oct 24, 2015)
Penalties	12	vs HOU (Oct 16, 2015)
Penalty Yards	133	vs HOU (Oct 16, 2015)
Turnovers	3	at Navy (Oct 24, 2015)
Interceptions By	3	vs UCF (Oct 03, 2015)
Punts	11	vs HOU (Oct 16, 2015)
Punting Avg	46.8	vs MAINE (Sep 19, 2015)
Long Punt	56	vs MAINE (Sep 19, 2015)
Punts inside 20	4	vs UCF (Oct 03, 2015)
Long Punt Return	8	vs Duke (Sep 03, 2015)

### Tulane Individual Game Highs

Rushes	14	ROUNDS, Josh vs UCF (Oct 03, 2015)
Yards Rushing	117	HILLIARD, Dontrell vs MAINE (Sep 19, 2015)
TD Rushes	2	HILLIARD, Dontrell vs MAINE (Sep 19, 2015)
Long Rush	85	HILLIARD, Dontrell vs MAINE (Sep 19, 2015)
Pass attempts	42	LEE, Tanner vs Duke (Sep 03, 2015)
Pass completions	24	LEE, Tanner vs Duke (Sep 03, 2015)
Yards Passing	277	LEE, Tanner vs MAINE (Sep 19, 2015)
TD Passes	4	LEE, Tanner vs UCF (Oct 03, 2015)
Long Pass	76	LEE, Tanner vs Duke (Sep 03, 2015)
Receptions	6	VEAL, Teddy at Temple (Oct 10, 2015)
	6	VEAL, Teddy at Navy (Oct 24, 2015)
Yards Receiving	118	BADIE, Sherman vs MAINE (Sep 19, 2015)
TD Receptions	1	BREAUX, Devon vs Duke (Sep 03, 2015)
	1	BREAUX, Devon at Georgia Tech (Sep 12, 2015)
	1	VEAL, Teddy vs MAINE (Sep 19, 2015)
	1	BREAUX, Devon vs UCF (Oct 03, 2015)
	1	VEAL, Teddy vs UCF (Oct 03, 2015)
	1	PRESTON, Rickey vs UCF (Oct 03, 2015)
	1	KELLEY, Rob vs UCF (Oct 03, 2015)
	1	ARDOIN, Kendall vs UCF (Oct 03, 2015)
	1	VEAL, Teddy at Temple (Oct 10, 2015)
	1	JONES, Charles at Navy (Oct 24, 2015)
Long Reception	76	BREAUX, Devon vs Duke (Sep 03, 2015)
Field Goals	1	DiROCCO, Andrew at Georgia Tech (Sep 12, 2015)
	1	DiROCCO, Andrew vs MAINE (Sep 19, 2015)
	1	DiROCCO, Andrew vs UCF (Oct 03, 2015)
	1	DiROCCO, Andrew at Temple (Oct 10, 2015)
Long Field Goal	27	DiROCCO, Andrew at Georgia Tech (Sep 12, 2015)
	27	DiROCCO, Andrew at Temple (Oct 10, 2015)
Punts	10	PICERELLI, Peter vs Duke (Sep 03, 2015)
Punting Avg	52.0	HILTON, Logan vs MAINE (Sep 19, 2015)
Long Punt	56	PICERELLI, Peter vs MAINE (Sep 19, 2015)
Punts inside 20	4	PICERELLI, Peter vs UCF (Oct 03, 2015)
Long Punt Return	8	VEAL, Teddy vs Duke (Sep 03, 2015)
Long Kickoff Return	28	BADIE, Sherman at Georgia Tech (Sep 12, 2015)
Tackles	15	MARLEY, Nico vs Duke (Sep 03, 2015)
Sacks	3.0	LaFRANCE, Royce vs UCF (Oct 03, 2015)
Tackles For Loss	4.0	LaFRANCE, Royce vs UCF (Oct 03, 2015)
Interceptions	1	SHY, Dedrick vs MAINE (Sep 19, 2015)
	1	MONROE, Darion vs MAINE (Sep 19, 2015)
	1	SHENALL, Taris vs UCF (Oct 03, 2015)
	1	TEAMER, Roderic vs UCF (Oct 03, 2015)

## 2015 SEASON SUPERLATIVES



### Opponent Team Game Highs

Rushes	56	at Georgia Tech (Sep 12, 2015)
Yards Rushing	439	at Georgia Tech (Sep 12, 2015)
Yards Per Rush	7.8	at Georgia Tech (Sep 12, 2015)
TD Rushes	6	at Georgia Tech (Sep 12, 2015)
Pass attempts	52	vs UCF (Oct 03, 2015)
Pass completions	30	vs UCF (Oct 03, 2015)
Yards Passing	392	vs UCF (Oct 03, 2015)
Yards Per Pass	13.2	at Georgia Tech (Sep 12, 2015)
TD Passes	4	vs UCF (Oct 03, 2015)
Total Plays	93	vs Duke (Sep 03, 2015)
Total Offense	571	at Georgia Tech (Sep 12, 2015)
Yards Per Play	8.7	at Georgia Tech (Sep 12, 2015)
Points	65	at Georgia Tech (Sep 12, 2015)
Sacks By	4	vs Duke (Sep 03, 2015)
	4	at Temple (Oct 10, 2015)
First Downs	29	vs Duke (Sep 03, 2015)
Penalties	10	vs HOU (Oct 16, 2015)
Penalty Yards	99	vs HOU (Oct 16, 2015)
Turnovers	5	vs UCF (Oct 03, 2015)
Interceptions By	2	at Temple (Oct 10, 2015)
Punts	7	vs MAINE (Sep 19, 2015)
Punting Avg	46.3	vs MAINE (Sep 19, 2015)
Long Punt	65	vs MAINE (Sep 19, 2015)
Punts inside 20	5	vs MAINE (Sep 19, 2015)
Long Punt Return	73	vs HOU (Oct 16, 2015)

### Opponent Individual Game Highs

Rushes	23	REYNOLDS, K, at Navy (Oct 24, 2015)
Yards Rushing	77	Wilson, S, vs Duke (Sep 03, 2015)
	77	WARD Jr., Greg, vs HOU (Oct 16, 2015)
	77	FARROW, Kenneth, vs HOU (Oct 16, 2015)
TD Rushes	3	WARD Jr., Greg, vs HOU (Oct 16, 2015)
Long Rush	65	Jordan, M., at Georgia Tech (Sep 12, 2015)
Pass attempts	40	Sirk, T, vs Duke (Sep 03, 2015)
Pass completions	27	Sirk, T, vs Duke (Sep 03, 2015)
Yards Passing	289	Sirk, T, vs Duke (Sep 03, 2015)
TD Passes	3	HARRIS, Tyler, vs UCF (Oct 03, 2015)
Long Pass	62	SCHNEIDER, Bo, vs UCF (Oct 03, 2015)
Receptions	11	Barnes, J, vs Duke (Sep 03, 2015)
Yards Receiving	114	WILSON, D'erren, vs UCF (Oct 03, 2015)
TD Receptions	3	WILSON, D'erren, vs UCF (Oct 03, 2015)
Long Reception	62	JOHNSON, Chris, vs UCF (Oct 03, 2015)
Field Goals	3	Martin, R, vs Duke (Sep 03, 2015)
Long Field Goal	46	Martin, R, vs Duke (Sep 03, 2015)
Punts	7	James De Martin, vs MAINE (Sep 19, 2015)
Punting Avg	46.3	James De Martin, vs MAINE (Sep 19, 2015)
Long Punt	65	James De Martin, vs MAINE (Sep 19, 2015)
Punts inside 20	5	James De Martin, vs MAINE (Sep 19, 2015)
Long Punt Return	73	AYERS, Demarcus, vs HOU (Oct 16, 2015)
Long Kickoff Return	95	Edwards, D, vs Duke (Sep 03, 2015)
Tackles	12	BOYKINS, Jerod, vs UCF (Oct 03, 2015)
	12	ADAMS, Quincy, at Navy (Oct 24, 2015)
Sacks	2.0	STEWART, Trevon, vs HOU (Oct 16, 2015)
Tackles For Loss	3.0	MCDOWDELL, L., vs UCF (Oct 03, 2015)
Interceptions	1	Carmichael, Z, vs Duke (Sep 03, 2015)
	1	White, D., at Georgia Tech (Sep 12, 2015)
	1	Randy Samuels, vs MAINE (Sep 19, 2015)
	1	CHANDLER, Sean, at Temple (Oct 10, 2015)
	1	WILLIAM, Avery, at Temple (Oct 10, 2015)
	1	BARBOUR, L, at Navy (Oct 24, 2015)



## 2015 GAME-BY-GAME STATS

### PASSING STATS

#12 LEE, Tanner	Comp	Att	Int	Pct	Yards	TD	Long	Sacked	Effic
Duke	24	42	1	57.1	246	1	76	4-20	109.44
Georgia Tech	14	30	1	46.7	165	1	44	3-15	97.20
MAINE	16	27	0	59.3	277	1	51	3-24	157.66
UCF	15	26	0	57.7	190	4	49	1-11	169.85
Temple	16	29	2	55.2	95	1	13	4-27	80.28
Navy	22	31	1	71.0	205	0	26	1-7	120.06
TOTALS	107	185	5	57.8	1178	8	76	16-104	120.19

#1 POWELL, Devin	Comp	Att	Int	Pct	Yards	TD	Long	Sacked	Effic
Georgia Tech	1	3	0	33.3	12	0	12	0-0	66.93
MAINE	1	1	0	100.0	15	0	15	0-0	226.00
UCF	2	3	0	66.7	35	1	18	0-0	274.67
Temple	1	1	0	100.0	7	0	7	0-0	158.80
HOU	11	28	0	39.3	88	0	28	1-18	65.69
TOTALS	16	36	0	44.4	157	1	28	1-18	90.24

#16 JOSEPH, Jordy	Comp	Att	Int	Pct	Yards	TD	Long	Sacked	Effic
MAINE	1	3	1	33.3	0	0	0	0-0	-33.33
HOU	3	5	0	60.0	62	0	51	1-7	164.16
Navy	5	7	0	71.4	58	1	18	1-3	188.17
TOTALS	9	15	1	60.0	120	1	51	2-10	135.87

### RUSHING AND RECEIVING STATS

RUSHING	No-Yds/TD	DU	GT	MAINE	UCF	TEM	HOU	NAVY
HILLIARD, D. RB	53-292/4	5-19/0	9-19/0	8-117/2	7-15/0	4-18/0	11-53/1	9-51/1
BADIE, Sherman RB	36-179/2	3-22/0	2-2/0	6-71/1	5-26/1	6-9/0	7-25/0	7-24/0
KELLEY, Rob RB	39-162/0	3-5/0	4-22/0	3-6/0	11-35/0	8-34/0	8-52/0	2-8/0
ROUNDS, Josh RB	28-146/0	-	1-5/0	5-11/0	14-93/0	-	2-1/0	6-48/0
THOMPSON, L. RB	33-133/1	6-12/0	13-74/0	13-46/1	1-1/0	DNP	DNP	-
WADLEIGH, M. RB	2-26/0	-	-	-	1-24/0	1-2/0	-	-
GLENN, Devin RB	2-3/0	DNP	DNP	2-3/0	-	-	-	DNP
BLOCK, Zachary P/K	1--10/0	DNP	DNP	DNP	DNP	1--10/0	-	-
POWELL, Devin QB	4--10/0	DNP	-	-	-	1-0/0	3--10/0	DNP
PICERELLI, P.	1--10/0	-	-	-	1--10/0	-	-	-
JOSEPH, Jordy QB	2--10/0	DNP	DNP	-	DNP	DNP	1--7/0	1--3/0
TEAM	8--65/0	1--8/0	1--26/0	2--25/0	3--3/0	1--3/0	DNP	DNP
LEE, Tanner QB	19--123/0	5--25/0	3--15/0	3--24/0	1--11/0	5--43/0	DNP	2--5/0

RECEIVING	No-Yds/TD	DU	GT	MAINE	UCF	TEM	HOU	NAVY
BREAUX, Devon WR	20-383/3	4-92/1	4-87/1	-	3-61/1	4-28/0	3-88/0	2-27/0
VEAL, Teddy WR	33-378/3	5-49/0	2-22/0	5-94/1	5-80/1	6-43/1	4-31/0	6-59/0
BADIE, Sherman RB	18-183/0	3-10/0	3-18/0	5-118/0	1-4/0	1-7/0	2-2/0	3-24/0
HILLIARD, D. RB	14-114/0	5-37/0	1-12/0	3-35/0	1-2/0	1-4/0	-	3-24/0
SCOTT, Trey TE	9-87/0	1-4/0	2-29/0	DNP	1-9/0	2-10/0	1-6/0	2-29/0
JONES, Charles TE	11-79/1	2-11/0	1-12/0	1-14/0	-	2-2/0	1-6/0	4-34/1
PRESTON, Rickey WR	7-65/1	-	-	2-16/0	2-30/1	DNP	-	3-19/0
DACE, Larry WR	5-53/0	-	-	-	1-15/0	1-8/0	1-7/0	2-23/0
ENCALADE, T. WR	4-43/0	4-43/0	-	DNP	DNP	DNP	DNP	DNP
ROUNDS, Josh RB	2-27/0	-	-	1-15/0	-	-	-	1-12/0
ARDOIN, Kendall TE	3-19/1	-	-	-	1-2/1	-	1-5/0	1-12/0
HICKS, Andrew WR	1-18/0	DNP	-	-	1-18/0	-	-	-
GLENN, Devin RB	2-5/0	DNP	DNP	1-0/0	-	-	1-5/0	DNP
KELLEY, Rob RB	3-1/1	-	2--3/0	-	1-4/1	-	-	-

# 2015 GAME-BY-GAME STATS



## TACKLES

Total Tackles	UA-A	Total	DU	GT	MAINE	UCF	TEM	HOU	NAVY
THOMAS, Eric LB	38-13	51	7-0	4-2	1-1	7-2	7-1	7-4	5-3
MARLEY, Nico LB	39-9	48	13-2	6-0	4-0	3-3	3-2	6-2	4-0
FRANKLIN, J. LB	32-8	40	8-2	5-2	3-0	3-0	3-2	5-1	5-1
MONROE, Darion S	24-11	35	6-2	DNP	1-2	2-2	6-1	7-3	2-1
SMART, Tanzel DT	19-8	27	3-0	5-2	2-2	1-2	3-0	0-1	5-1
LaFRANCE, Royce DE	17-5	22	1-1	2-0	3-1	4-0	3-0	2-1	2-2
ARUNA, Ade DE	16-6	22	3-2	1-0	3-0	1-1	2-1	1-2	5-0
NICKERSON, P. CB	15-5	20	0-1	-	3-1	1-1	4-0	3-0	4-2
LEWIS, Donnie CB	18-2	20	5-2	7-0	2-0	2-0	1-0	1-0	DNP
MARBLEY, R.J. LB	18-2	20	3-1	4-0	3-0	5-0	2-1	-	1-0
REDWINE, Corey DT	14-5	19	2-0	0-2	2-0	1-1	1-0	2-1	6-1
ALLEN, Richard CB	16-2	18	8-2	-	1-0	1-0	DNP	DNP	6-0
TEAMER, R. S	12-3	15	-	1-1	0-1	2-1	5-0	4-0	-
WILSON, Sean DT	11-3	14	1-0	DNP	DNP	0-1	3-0	6-1	1-1
HARRIS, Zachery LB	8-4	12	2-0	1-2	5-2	DNP	DNP	DNP	DNP
COOPER, Tristan S	7-2	9	2-2	3-0	DNP	1-0	1-0	-	-
WASHINGTON, E. DT	6-2	8	-	1-0	3-1	1-0	1-0	0-1	DNP
EUGENE, Malik S	7-0	7	-	2-0	1-0	1-0	1-0	2-0	-
BOWIE, Eric LB	4-3	7	0-1	DNP	0-2	2-0	1-0	1-0	-
SHY, Dedrick CB	7-0	7	DNP	DNP	3-0	4-0	-	-	-
SHENALL, Taris CB	6-1	7	-	-	1-0	1-0	-	3-1	1-0
WILLIAMS, Daren DE	2-4	6	-	1-2	-	0-2	1-0	-	DNP
THOMAS, Calvin DT	5-1	6	-	2-0	0-1	1-0	DNP	-	2-0
WADLEIGH, M.	4-0	4	-	-	1-0	1-0	-	2-0	-
KENNEDY, Robert DE	3-1	4	1-0	1-1	-	1-0	-	-	-
JACKSON, Luke DE	2-1	3	-	1-1	1-0	-	-	-	-
KELLEY, Rob	2-0	2	1-0	-	-	-	-	-	1-0
CARROLL, O. DE	1-0	1	-	-	-	-	-	-	1-0
LEGLUE, John	1-0	1	-	-	-	-	-	1-0	-
LOFTON, Stephon CB	1-0	1	-	-	1-0	-	DNP	-	-
PICERELLI, P. P	0-1	1	-	0-1	-	-	-	-	-
PRESTON, Rickey	1-0	1	-	-	1-0	-	DNP	-	-
BELL, Eric DT	1-0	1	DNP	DNP	1-0	-	DNP	-	DNP
VEAL, Teddy	1-0	1	-	-	-	-	1-0	-	-

## SACKS

SACKS	UA-A	Total	DU	GT	MAINE	UCF	TEM	HOU	NAVY
LaFRANCE, Royce DE	4-0	4.0	-	-	-	3.0-20	-	1.0-8	-
THOMAS, Calvin DT	2-0	2.0	-	-	-	1.0-9	DNP	-	1.0-6
ARUNA, Ade DE	2-0	2.0	-	-	-	-	-	1.0-7	1.0-9
REDWINE, Corey DT	2-0	2.0	-	-	-	1.0-12	-	-	1.0-7
WASHINGTON, E. DT	1-0	1.0	-	-	-	1.0-5	-	-	DNP
KENNEDY, Robert DE	1-0	1.0	-	-	-	1.0-6	-	-	-
MARLEY, Nico LB	1-0	1.0	-	-	-	-	-	-	1.0-12
THOMAS, Eric LB	1-0	1.0	-	-	-	-	1.0-7	-	-
FRANKLIN, J. LB	1-0	1.0	-	1.0-8	-	-	-	-	-
SMART, Tanzel DT	1-0	1.0	-	-	-	-	1.0-5	-	-

## TACKLES FOR LOSS

TACKLES FOR LOSS	UA-A	Total	DU	GT	MAINE	UCF	TEM	HOU	NAVY
LaFRANCE, Royce DE	8-0	8.0	1.0-1	-	1.0-5	4.0-23	1.0-4	1.0-8	-
MARLEY, Nico LB	7-2	8.0	1.0-4	1.0-4	2.0-2	0.5-1	-	1.5-4	2.0-17
SMART, Tanzel DT	6-0	6.0	1.0-3	1.0-2	1.0-1	1.0-5	2.0-7	-	-
THOMAS, Eric LB	5-2	6.0	-	-	-	1.0-3	2.5-12	1.5-16	1.0-3
ARUNA, Ade DE	4-0	4.0	1.0-6	-	1.0-1	-	-	1.0-7	1.0-9
WILSON, Sean DT	4-0	4.0	-	DNP	DNP	-	2.0-2	1.0-1	1.0-1
MONROE, Darion S	4-0	4.0	-	DNP	-	1.0-1	1.0-1	-	2.0-4
FRANKLIN, J. LB	3-1	3.5	-	2.0-11	-	-	1.5-5	-	-
REDWINE, Corey DT	3-0	3.0	-	-	1.0-15	1.0-12	-	-	1.0-7
THOMAS, Calvin DT	3-0	3.0	-	-	-	1.0-9	DNP	-	2.0-7
NICKERSON, P. CB	2-1	2.5	-	-	-	0.5-0	1.0-1	-	1.0-1
JACKSON, Luke DE	1-0	1.0	-	-	1.0-3	-	-	-	-
KENNEDY, Robert DE	1-0	1.0	-	-	-	1.0-6	-	-	-
WASHINGTON, E. DT	1-0	1.0	-	-	-	1.0-5	-	-	DNP
TEAMER, R. S	1-0	1.0	-	-	-	-	1.0-1	-	-



## 2015 GAME-BY-GAME STATS

### PUNT/KICKOFF/FUMBLE/INTERCEPTION RETURNS

PUNT RETURNS	NO-YDS	DU	GT	MAINE	UCF	TEM	HOU	NAVY
MONROE, Darion	4-10	-	DNP	3-10	-	-	-	1-0
VEAL, Teddy	1-8	1-8	-	-	-	-	-	-

KICK RETURNS	No-Yds	DU	GT	MAINE	UCF	TEM	HOU	NAVY
PRESTON, Rickey	11-223	-	2-40	-	-	DNP	3-69	6-114
BADIE, Sherman	6-130	2-40	2-54	-	1-19	1-17	-	-
GLENN, Devin	6-78	DNP	DNP	-	-	4-48	2-30	DNP
ROUNDS, Josh	3-53	-	1-18	1-23	-	1-12	-	-
BREAUX, Devon	1-0	1-0	-	-	-	-	-	-

INT. RETURNS	No-Yds	DU	GT	MAINE	UCF	TEM	HOU	NAVY
TEAMER, R.	1-10	-	-	-	1-10	-	-	-
SHY, Dedrick	1-33	DNP	DNP	1-33	-	-	-	-
MARBLEY, R.J.	1-31	-	-	-	1-31	-	-	-
MONROE, Darion	1-12	-	DNP	1-12	-	-	-	-
MARLEY, Nico	1-7	-	-	-	-	-	1-7	-
SHENALL, Taris	1-5	-	-	-	1-5	-	-	-

FUMBLE RETURNS	No-Yds	DU	GT	MAINE	UCF	TEM	HOU	NAVY
ALLEN, Richard	1-36	-	-	-	1-36	DNP	DNP	-
MONROE, Darion	1-8	1-8	DNP	-	-	-	-	-

### SPECIAL TEAMS TACKLES

Name	UT-AT-TT	FF-FR	Blk
Rae Juan Marbley	5-0-5	0-0	0
Malik Eugene	4-0-4	0-0	0
Marshall Wadleigh	3-0-3	0-0	0
Eric Bowie	2-0-2	0-0	0
Rob Kelley	2-0-2	0-0	0
Parry Nickerson	2-0-2	0-0	0
Zachery Harris	1-0-1	0-0	0
John Leglue	1-0-1	0-0	0
Donnie Lewis	1-0-1	0-0	0
Nico Marley	1-0-1	0-0	0
Robert Kennedy	0-1-1	0-0	0
Peter Picerelli	0-1-1	0-0	0
Dedrick Shy	1-0-1	0-0	0
Roderic Teamer	1-0-1	0-0	0
Devon Breaux	0-0-0	0-1	0
TOTALS	24-2-26	0-1	0

### TIME OF POSSESSION

Game	Tulane	Opponent	Difference
Sept. 3 • Duke	23:59	36:01	-12:02
Sept. 12 • at Georgia Tech	26:05	33:55	-7:50
Sept. 19 • Maine	31:29	28:31	2:58
Oct. 3 • UCF	33:48	26:12	7:36
Oct. 10 • at Temple	25:42	34:18	-8:36
Oct. 16 • Houston	28:12	31:48	-3:36
Oct. 24 • at Navy	28:27	31:33	-3:06
Oct. 31 • at Memphis			
Nov. 7 • UConn			
Nov. 14 • at Army			
Nov. 21 • at SMU			
Nov. 27 • Tulsa			
Avg/Game	28:14	31:45	-3:33

# 2015 GAME-BY-GAME STATS



GAME PARTICIPATION									
##	PLAYER	GP-GS	DU	GT	MAINE	UCF	TEM	HOU	NAVY
23	ALLEN, Richard	5/5	START	START	START	START	...	...	START
89	ARDOIN, Kendall	7/4	XXX	XXX	START	XXX	START	START	START
87	ARUNA, Ade	7/6	START	START	START	START	START	XXX	START
3	BADIE, Sherman	7/3	XXX	START	XXX	START	START	XXX	XXX
98	BELL, Eric	3/-	...	...	XXX	XXX	...	XXX	...
49	BLOCK, Zachary	3/-	...	...	...	...	XXX	XXX	XXX
55	BOWIE, Eric	6/-	XXX	...	XXX	XXX	XXX	XXX	XXX
67	BRADLEY, Bob	1/-	...	...	...	...	XXX	...	...
8	BREAUX, Devon	7/5	XXX	START	START	START	START	START	XXX
54	CARROLL, Q.	7/-	XXX	XXX	XXX	XXX	XXX	XXX	XXX
30	COOPER, Tristan	6/1	XXX	START	...	XXX	XXX	XXX	XXX
14	CUIELLETTE, G.	1/-	...	...	XXX	...	...	...	...
85	DACE, Larry	7/-	XXX	XXX	XXX	XXX	XXX	XXX	XXX
51	DIAZ, Junior	7/2	XXX	XXX	XXX	XXX	XXX	START	START
42	DiROCCO, Andrew	7/-	XXX	XXX	XXX	XXX	XXX	XXX	XXX
5	ENCALADE, T.	2/2	START	START	...	...	...	...	...
24	EUGENE, Malik	7/-	XXX	XXX	XXX	XXX	XXX	XXX	XXX
37	FLEURY, Rene	1/-	XXX	...	...	...	...	...	...
6	FRANKLIN, J.	7/7	START	START	START	START	START	START	START
7A	GLENN, Devin	4/-	...	...	XXX	XXX	XXX	XXX	...
50	GODFREY, B.	7/-	XXX	XXX	XXX	XXX	XXX	XXX	XXX
9G	GOLUB, Aaron	1/-	...	...	...	XXX	...	...	...
61	HANSON, Colton	7/7	START	START	START	START	START	START	START
40	HARRIS, Zachery	3/1	XXX	START	XXX	...	...	...	...
80	HICKS, Andrew	6/1	...	XXX	XXX	XXX	XXX	XXX	START
26	HILLIARD, D.	7/4	XXX	START	XXX	START	XXX	START	START
9L	HILTON, Logan	1/-	...	...	XXX	...	...	...	...
44	JACKSON, Luke	7/-	XXX	XXX	XXX	XXX	XXX	XXX	XXX
78	JACQUET, Todd	7/7	START	START	START	START	START	START	START
74	JOHNSON, Devon	7/-	XXX	XXX	XXX	XXX	XXX	XXX	XXX
84	JONES, Charles	7/2	START	XXX	START	XXX	XXX	XXX	XXX
16	JOSEPH, Jordy	3/-	...	...	XXX	...	...	XXX	XXX
28	KELLEY, Rob	7/4	START	XXX	XXX	START	XXX	START	START
90	KENNEDY, Robert	7/-	XXX	XXX	XXX	XXX	XXX	XXX	XXX
48	LaFRANCE, Royce	7/7	START	START	START	START	START	START	START
12	LEE, Tanner	6/6	START	START	START	START	START	...	START
72	LEGLUE, John	7/-	XXX	XXX	XXX	XXX	XXX	XXX	XXX
21	LEWIS, Donnie	6/5	START	START	START	START	START	XXX	...
97	LIZANICH, M.	2/-	XXX	XXX	...	...	...	...	...
32	LOFTON, Stephon	6/-	XXX	XXX	XXX	XXX	...	XXX	XXX
81	LONDON, Sydnie	1/-	XXX	...	...	...	...	...	...
4M	MACIAS, Alec	1/-	...	XXX	...	...	...	...	...
56	MARBLEY, R.J.	7/-	XXX	XXX	XXX	XXX	XXX	XXX	XXX
20	MARLEY, Nico	7/7	START	START	START	START	START	START	START
2	MONROE, Darion	6/6	START	...	START	START	START	START	START
17	NICKERSON, P.	7/7	START	START	START	START	START	START	START
31	PICERELLI, P.	7/-	XXX	XXX	XXX	XXX	XXX	XXX	XXX
1	POWELL, Devin	5/1	...	XXX	XXX	XXX	XXX	START	...
15	PRESTON, Rickey	6/-	XXX	XXX	XXX	XXX	...	XXX	XXX
96	REDWINE, Corey	7/6	XXX	START	START	START	START	START	START
25	ROUNDS, Josh	7/-	XXX	XXX	XXX	XXX	XXX	XXX	XXX
83	SCOTT, Trey	6/1	XXX	XXX	...	XXX	START	XXX	XXX
19	SHENALL, Taris	7/1	XXX	XXX	XXX	XXX	XXX	START	XXX
66	SHIENLE, N.	6/5	START	START	START	START	START	...	XXX
11	SHY, Dedrick	5/-	...	...	XXX	XXX	XXX	XXX	XXX
36	SIMMS, Trevor	7/-	XXX	XXX	XXX	XXX	XXX	XXX	XXX
77	SMART, Tanzel	7/7	START	START	START	START	START	START	START
71	STEWART, Jason	7/-	XXX	XXX	XXX	XXX	XXX	XXX	XXX
75	TAYLOR, Chris	7/7	START	START	START	START	START	START	START
38	TEAMER, R.	7/2	XXX	XXX	XXX	XXX	START	START	XXX
99	THOMAS, Calvin	6/-	XXX	XXX	XXX	XXX	...	XXX	XXX
52	THOMAS, Eric	7/6	START	XXX	START	START	START	START	START
33	THOMPSON, L.	5/2	START	XXX	START	XXX	...	...	XXX
13	TOWNSEND, W.	7/-	XXX	XXX	XXX	XXX	XXX	XXX	XXX
68	UZDAVINIS, A.	7/7	START	START	START	START	START	START	START
9	VEAL, Teddy	7/7	START	START	START	START	START	START	START
22	WADLEIGH, M.	7/-	XXX	XXX	XXX	XXX	XXX	XXX	XXX
91	WASHINGTON, E.	6/-	XXX	XXX	XXX	XXX	XXX	XXX	...
92	WILLIAMS, Daren	6/-	XXX	XXX	XXX	XXX	XXX	XXX	...
94	WILSON, Sean	5/3	START	...	...	XXX	XXX	START	START
57	WOULLARD, Peter	1/-	...	...	XXX	...	...	...	...



## 2015 DRIVE CHARTS

### No. 1 • Duke

Team	Qtr	Drive Started			Drive Ended			Consumed	
		Spot	Time	Obtained	Spot	Time	How lost	PI - Yds	TOP
TLN	1st	T25	15:00	Kickoff	T32	13:05	Punt	3 - 7	1:55
TLN		T39	11:50	Fumble	T40	10:21	Punt	4 - 1	1:29
TLN		T25	05:41	Kickoff	T47	03:53	Punt	5 - 22	1:48
TLN	2nd	T04	01:10	Punt	T09	14:39	Punt	3 - 5	1:31
TLN		T18	11:21	Kickoff	D27	07:38	Downs	10 - 55	3:43
TLN		T11	05:18	Punt	T48	03:31	Punt	5 - 37	1:47
TLN	3rd	T25	11:52	Kickoff	T37	10:25	Punt	6 - 12	1:27
TLN		T23	07:42	Fumble	D39	05:44	Interception	7 - 38	1:58
TLN		T09	02:28	Punt	T18	01:00	Punt	3 - 9	1:28
TLN	4th	T23	14:23	Downs	T19	13:14	Downs	4 - (4)	1:09
TLN		T01	12:48	Kickoff	D00	10:44	*TOUCHDOWN	4 - 99	2:04
TLN		T35	10:32	Kickoff	T39	09:43	Punt	3 - 4	0:49
TLN		T12	08:28	Punt	T31	06:30	Punt	5 - 19	1:58
TLN		T22	01:25	Kickoff	T14	00:45	Punt	3 - (8)	0:40

Tulane	1st Qtr	2nd Qtr	3rd Qtr	4th Qtr	1st Half	2nd Half	Total
Time of possession	06:22	05:57	04:53	06:47	12:19	11:40	23:59
3rd down conversions	0-3	0-3	2-4	0-4	0-6	2-8	2-14
Average field position	T23	T14	T19	T18	T20	T18	T19
4th down conversions	0-0	0-1	0-0	0-1	0-1	0-1	0-2

### No. 2 • Georgia Tech

Team	Qtr	Drive Started			Drive Ended			Consumed	
		Spot	Time	Obtained	Spot	Time	How lost	PI - Yds	TOP
TLN	1st	T25	15:00	Kickoff	T32	12:58	Punt	3 - 7	2:02
TLN		T28	09:50	Kickoff	T50	08:08	Punt	4 - 22	1:42
TLN		G39	05:51	Fumble	G30	04:36	Missed FG	4 - 9	1:15
TLN	2nd	T31	12:39	Kickoff	T27	11:50	Punt	3 - (4)	0:49
TLN		T09	10:22	Kickoff	G00	07:02	*TOUCHDOWN	7 - 91	3:20
TLN		T15	03:48	Punt	T15	01:37	Punt	5 - 0	2:11
TLN	3rd	T25	01:01	Kickoff	T40	00:00	Downs	7 - 15	1:01
TLN		T21	12:52	Kickoff	T00	11:28	*SAFETY	4 - (21)	1:24
TLN		T21	08:32	Kickoff	G27	04:29	Interception	10 - 52	4:03
TLN	4th	T25	14:51	Kickoff	G10	08:25	*FIELD GOAL	16 - 65	6:26
TLN		T25	08:15	Kickoff	T20	08:09	Fumble	1 - (5)	0:06
TLN		T25	07:27	Kickoff	T41	06:15	Punt	4 - 16	1:12

Tulane	1st Qtr	2nd Qtr	3rd Qtr	4th Qtr	1st Half	2nd Half	Total
Time of possession	05:07	07:35	05:39	07:44	12:42	13:23	26:05
3rd down conversions	0-3	2-5	2-3	2-4	2-8	4-7	6-15
Average field position	T38	T20	T21	T25	T27	T23	T25
4th down conversions	0-0	0-1	0-1	0-0	0-1	0-1	0-2

### No. 3 • Maine

Team	Qtr	Drive Started			Drive Ended			Consumed	
		Spot	Time	Obtained	Spot	Time	How lost	PI - Yds	TOP
TLN	1st	T25	11:56	Kickoff	M06	07:53	*FIELD GOAL	11 - 69	4:03
TLN		T14	06:14	Punt	T16	05:13	Punt	3 - 2	1:01
TLN		T20	04:18	Punt	M00	11:55	*TOUCHDOWN	14 - 80	7:23
TLN	2nd	T10	09:11	Punt	M00	07:38	*TOUCHDOWN	6 - 90	1:33
TLN		T48	06:15	Punt	M00	05:11	*TOUCHDOWN	3 - 52	1:04
TLN		T17	02:15	Punt	T16	00:43	Punt	4 - (1)	1:32
TLN	3rd	T23	14:53	Kickoff	T24	13:00	Punt	3 - 1	1:53
TLN		T06	11:50	Punt	M00	07:05	*TOUCHDOWN	12 - 94	4:45
TLN		T31	05:53	Downs	T41	03:55	Punt	5 - 10	1:58
TLN	4th	T15	01:43	Punt	M00	01:29	*TOUCHDOWN	1 - 85	0:14
TLN		T33	13:30	Interception	T28	11:11	Fumble	5 - (5)	2:19
TLN		T44	10:26	Interception	T47	09:35	Interception	3 - 3	0:51
TLN		T29	07:07	Downs	T32	05:06	Punt	3 - 3	2:01
TLN		T20	00:45	Downs	T19	00:00	End of half	1 - (1)	0:45

Tulane	1st Qtr	2nd Qtr	3rd Qtr	4th Qtr	1st Half	2nd Half	Total
Time of possession	09:22	07:14	08:57	05:56	16:36	14:53	31:29
3rd down conversions	3-5	3-4	3-5	1-3	6-9	4-8	10-17
Average field position	T19	T25	T18	T31	T22	T25	T23
4th down conversions	0-0	0-0	0-0	0-0	0-0	0-0	0-0

# 2015 DRIVE CHARTS



## No. 4 • UCF

Team	Qtr	Drive Started			Drive Ended			Consumed	
		Spot	Time	Obtained	Spot	Time	How lost	Pl - Yds	TOP
TLN	1st	T25	15:00	Kickoff	U42	13:01	Punt	6 - 33	1:59
TLN		T26	10:37	Punt	T18	09:09	Fumble	4 - (8)	1:28
TLN		T09	07:21	Kickoff	U00	01:32	*TOUCHDOWN	10 - 91	5:49
TLN	2nd	T23	12:27	Punt	T16	09:38	Punt	3 - (7)	2:49
TLN		T41	07:41	Punt	U06	04:54	*FIELD GOAL	10 - 53	2:47
TLN		U49	04:31	Fumble	U00	04:20	*TOUCHDOWN	1 - 49	0:11
TLN		U30	04:05	Interception	U00	02:22	*TOUCHDOWN	4 - 30	1:43
TLN		T30	00:05	Kickoff	T29	00:00	End of half	1 - (1)	0:05
TLN	3rd	T32	10:09	Downs	U35	06:42	Punt	8 - 33	3:27
TLN		U10	06:34	Fumble	U00	05:50	*TOUCHDOWN	2 - 10	0:44
TLN		U03	05:38	Interception	U00	04:52	*TOUCHDOWN	2 - 3	0:46
TLN		T38	03:46	Punt	T45	02:12	Punt	3 - 7	1:34
TLN		U45	01:16	Interception	U47	00:34	Punt	3 - (2)	0:42
TLN	4th	T15	13:54	Punt	T24	11:47	Punt	3 - 9	2:07
TLN		T25	10:49	Kickoff	U00	08:20	*TOUCHDOWN	6 - 75	2:29
TLN		T25	06:33	Kickoff	T34	04:28	Punt	3 - 9	2:05
TLN		U46	02:55	Kickoff	U36	00:00	End of half	5 - 10	2:55

Tulane	1st Qtr	2nd Qtr	3rd Qtr	4th Qtr	1st Half	2nd Half	Total
Time of possession	09:22	07:35	07:13	09:38	16:57	16:51	33:48
3rd down conversions	1-4	0-2	1-4	2-4	1-6	3-8	4-14
Average field position	T20	T43	U38	T29	T34	T47	T41
4th down conversions	1-2	0-0	0-0	0-0	1-2	0-0	1-2

## No. 5 • Temple

Team	Qtr	Drive Started			Drive Ended			Consumed	
		Spot	Time	Obtained	Spot	Time	How lost	Pl - Yds	TOP
TLN	1st	T29	13:39	Fumble	T10	09:07	*FIELD GOAL	9 - 19	4:32
TLN		V33	04:46	Punt	T49	02:39	Punt	4 - 18	2:07
TLN		V25	00:55	Kickoff	V30	14:46	Punt	3 - 5	1:09
TLN	2nd	T26	14:46	Fumble	T00	13:23	*TOUCHDOWN	4 - 26	1:23
TLN		V17	09:24	Kickoff	V12	05:42	Downs	7 - (5)	3:42
TLN		V16	04:50	Kickoff	V07	03:20	Punt	3 - (9)	1:30
TLN		V16	01:38	Punt	V33	00:40	Punt	6 - 17	0:58
TLN	3rd	V16	14:55	Kickoff	V12	12:59	Punt	3 - (4)	1:56
TLN		V20	10:46	Punt	V26	09:08	Punt	3 - 6	1:38
TLN		V29	06:36	Kickoff	V24	05:34	Interception	3 - (5)	1:02
TLN		V12	05:34	Kickoff	V12	04:40	Interception	3 - 0	0:54
TLN		V30	03:52	Kickoff	V32	02:29	Punt	3 - 2	1:23
TLN	4th	V25	11:01	Kickoff	V34	09:19	Punt	3 - 9	1:42
TLN		V08	01:19	Downs	V27	00:00	End of half	4 - 19	1:19

Tulane	1st Qtr	2nd Qtr	3rd Qtr	4th Qtr	1st Half	2nd Half	Total
Time of possession	07:34	07:58	07:09	03:01	15:32	10:10	25:42
3rd down conversions	1-3	1-5	0-5	0-2	2-8	0-7	2-15
Average field position	V43	V30	V21	V16	V36	V20	V28
4th down conversions	0-0	0-1	0-0	0-0	0-1	0-0	0-1

## No. 6 • Houston

Team	Qtr	Drive Started			Drive Ended			Consumed	
		Spot	Time	Obtained	Spot	Time	How lost	Pl - Yds	TOP
TLN	1st	T18	15:00	Kickoff	T27	12:45	Punt	4 - 9	2:15
TLN		T12	12:27	Kickoff	T21	10:23	Punt	3 - 9	2:04
TLN		T20	07:59	Punt	T25	06:43	Punt	3 - 5	1:16
TLN		T23	03:00	Punt	T28	01:57	Punt	3 - 5	1:03
TLN	2nd	T25	14:52	Kickoff	V00	10:31	*TOUCHDOWN	12 - 75	4:21
TLN		T27	08:13	Kickoff	T31	07:13	Punt	3 - 4	1:00
TLN		T26	05:11	Punt	T40	03:26	Punt	4 - 14	1:45
TLN		T24	01:40	Kickoff	T21	01:11	Punt	3 - (3)	0:29
TLN		T30	00:22	Interception	T40	00:00	End of half	2 - 10	0:22
TLN	3rd	T13	09:59	Punt	T15	09:16	Punt	3 - 2	0:43
TLN		T25	06:09	Kickoff	T48	02:44	Punt	6 - 23	3:25
TLN		T34	01:22	Punt	T38	00:10	Punt	3 - 4	1:12
TLN		T26	00:00	Kickoff	T31	13:26	Punt	3 - 5	1:34
TLN	4th	T02	11:14	Punt	V21	05:03	Downs	13 - 77	6:11

Tulane	1st Qtr	2nd Qtr	3rd Qtr	4th Qtr	1st Half	2nd Half	Total
Time of possession	06:47	08:10	05:30	07:45	14:57	13:15	28:12
3rd down conversions	0-4	1-5	0-3	3-5	1-9	3-8	4-17
Average field position	T18	T26	T24	T02	T22	T20	T21
4th down conversions	0-0	1-1	0-0	0-1	1-1	0-1	1-2



## 2015 DRIVE CHARTS

### No. 7 • Navy

Team	Qtr	Drive Started			Drive Ended			Consumed	
		Spot	Time	Obtained	Spot	Time	How lost	Pl - Yds	TOP
TLN	1st	T10	15:00	Kickoff	T18	12:32	Punt	3 - 8	2:28
TLN		T15	05:48	Kickoff	N37	01:13	Punt	8 - 48	4:35
TLN	2nd	T40	14:10	Punt	N00	10:43	*TOUCHDOWN	7 - 60	3:27
TLN		T26	05:14	Kickoff	T30	03:41	Punt	3 - 4	1:33
TLN		T21	02:15	Punt	N31	00:00	Missed FG	10 - 48	2:15
TLN	3rd	T24	12:47	Punt	N34	08:25	Downs	9 - 42	4:22
TLN		T27	05:23	Kickoff	N01	13:53	Fumble	13 - 72	6:30
TLN	4th	T15	09:15	Punt	T19	08:33	Interception	2 - 4	0:42
TLN		T29	03:38	Kickoff	T23	03:23	Fumble	1 - (6)	0:15
TLN		T19	02:46	Kickoff	N00	00:26	*TOUCHDOWN	10 - 81	2:20

Tulane	1st Qtr	2nd Qtr	3rd Qtr	4th Qtr	1st Half	2nd Half	Total
Time of possession	07:03	07:15	09:45	04:24	14:18	14:09	28:27
3rd down conversions	1-3	2-4	2-3	2-3	3-7	4-6	7-13
Average field position	T12	T29	T25	T21	T22	T22	T22
4th down conversions	0-0	0-0	0-1	0-0	0-0	0-1	0-1

### No. 8 • Memphis

### No. 9 • UConn



No. 10 • Army

---

No. 11 • SMU

---

No. 12 • Tulsa



## 2015 RED ZONE POSSESSIONS

### Tulane Inside Opponent Red-Zone

Date	Opponent	Score	Times		Total	TDs	Rush	Pass	FGs	Failed to score inside RZ					
			In RZ	Scored	Pts		TDs	TDs	Made	FGA	Down	Int	Fumb	Half	Game
Sep 03, 2015	DUKE	L 7-37	0	0	0	0	0	0	0	0	0	0	0	0	0
Sep 12, 2015	at Georgia Tech	L 10-65	1	1	3	0	0	0	1	0	0	0	0	0	0
Sep 19, 2015	MAINE	W 38-7	3	3	17	2	2	0	1	0	0	0	0	0	0
Oct 03, 2015	UCF	W 45-31	6	6	38	5	1	4	1	0	0	0	0	0	0
Oct 10, 2015	at Temple	L 10-49	2	2	10	1	0	1	1	0	0	0	0	0	0
Oct 16, 2015	HOU	L 7-42	2	1	7	1	1	0	0	0	1	0	0	0	0
Oct 24, 2015	at Navy	L 14-31	3	2	14	2	1	1	0	0	0	0	1	0	0
Totals			17	15	89	11	5	6	4	0	1	0	1	0	0
15 of 17 (88.2%)															

### Opponents Inside Tulane Red-Zone

Date	Opponent	Score	Times		Total	TDs	Rush	Pass	FGs	Failed to score inside RZ					
			In RZ	Scored	Pts		TDs	TDs	Made	FGA	Down	Int	Fumb	Half	Game
Sep 03, 2015	DUKE	L 7-37	5	4	20	2	1	1	2	0	0	0	1	0	0
Sep 12, 2015	at Georgia Tech	L 10-65	5	5	35	5	4	1	0	0	0	0	0	0	0
Sep 19, 2015	MAINE	W 38-7	2	1	7	1	1	0	0	0	1	0	0	0	0
Oct 03, 2015	UCF	W 45-31	5	4	24	3	0	3	1	0	1	0	0	0	0
Oct 10, 2015	at Temple	L 10-49	6	5	35	5	3	2	0	0	1	0	0	0	0
Oct 16, 2015	HOU	L 7-42	5	4	28	4	4	0	0	0	0	0	0	1	0
Oct 24, 2015	at Navy	L 14-31	4	4	24	3	3	0	1	0	0	0	0	0	0
Totals			32	27	173	23	16	7	4	0	3	0	1	1	0
27 of 32 (84.4%)															

# 2015 TURNOVERS



## Tulane-Forced Turnovers

### Game 1 • Duke

Aquired	Ensuing Drive	Result
Aruna FF, Franklin FR	4 Plays, 1 Yards, 1:29 TOP	Punt
Monroe, FR	7 plays, 38 yards, 1:58 TOP	Interception

### Game 2 • Georgia Tech

Aquired	Ensuing Drive	Result
Smart FR	4 Plays, 9 Yards, 1:15 TOP	Missed FG

### Game 3 • Maine

Aquired	Ensuing Drive	Result
Monroe INT	5 Plays, -5 Yards, 2:10 TOP	Fumble
Shy INT	3 Plays, 3 Yards, 0:51 TOP	Interception

### Game 4 • UCF

Aquired	Ensuing Drive	Result
Nickerson FF, Allen FR	1 Play, 49 Yards, 0:11 TOP	Touchdown
Teamer INT	4 Plays, 30 Yards, 1:43 TOP	Touchdown
LaFrance FF, Redwine FR	2 Plays, 10 Yards, 0:44 TOP	Touchdown
Marbley INT	2 Plays, 3 Yards, 0:46 TOP	Touchdown
Shenall INT	3 Plays, -2 Yards, 0:42 TOP	Punt

### Game 5 • Temple

Aquired	Ensuing Drive	Result
Teamer FF, Monroe FR	9 Plays, 19 Yards, 4:32 TOP	Field Goal
Breaux FR	4 Plays, 26 Yards, 1:23 TOP	Touchdown

### Game 6 • Houston

Aquired	Ensuing Drive	Result
Marley INT	2 Plays, 10 Yards, 0:22 TOP	End of Half

### Game 7 • Navy

Aquired	Ensuing Drive	Result
N/A		

**Season Totals:** 13 Forced Turnovers – 5 TDs, 1 Field Goals, 1 Missed FGs, 2 Punts, 3 Turnovers (1 Fumble, 2 Interceptions), 0 Downs, 1 End of Half

## Opponent-Forced Turnovers

### Game 1 • Duke

Aquired	Ensuing Drive	Result
Carmichael INT	8 plays, 36 yards, 3:16 TOP	Punt

### Game 2 • Georgia Tech

Aquired	Ensuing Drive	Result
White INT	9 plays, 91 yards, 4:38 TOP	Touchdown
Saint-Amour FR	2 plays, 20 yards, 0:42 TOP	Touchdown

### Game 3 • Maine

Aquired	Ensuing Drive	Result
DeVaugh FR	2 Plays, -3 Yards, 0:45 TOP	Interception
Samuels INT	7 Plays, 29 Yards, 2:28 TOP	TO on Downs

### Game 4 • UCF

Aquired	Ensuing Drive	Result
Griffin FR	4 Plays, 18 Yards, 1:42 TOP	Touchdown

### Game 5 • Temple

Aquired	Ensuing Drive	Result
Chandler INT	0 Plays, 0 Yards, 0:00 TOP	Touchdown
Avery INT	2 Plays, 15 Yards, 0:43 TOP	Touchdown

### Game 6 • Houston

Aquired	Ensuing Drive	Result
N/A		

### Game 7 • Navy

Aquired	Ensuing Drive	Result
Gonzalez FF, Anthony FR	11 Plays, 56 Yards, 4:38 TOP	Punt
Barbour INT	9 Plays, 36 Yards, 4:55 TOP	Touchdown
McCoy FF, Palmore FR	2 Plays, 23 Yards, 0:37 TOP	Touchdown

**Season Totals:** 11 Forced Turnovers – 7 TDs, 0 Field Goals, 0 Missed FG, 1 Turnovers (0 Fumbles, 1 Interceptions), 2 Punts, 1 Downs, 0 End of Half



## THE LAST TIME

### THE TULANE TEAM...

Scored 90+ Points \_\_\_\_\_ 95 vs Louisiana-Lafayette, 10/12/1912  
 Scored 80+ Points \_\_\_\_\_ 84 vs Mississippi College, 10/9/1937  
 Scored 70+ Points \_\_\_\_\_ 72 vs Louisiana-Lafayette, 10/31/1998  
 Scored 60+ Points \_\_\_\_\_ 63 vs Louisiana Tech, 11/26/1998  
 Scored 50+ Points \_\_\_\_\_ 55 vs UAB, 10/27/2012  
 Scored 40+ Points \_\_\_\_\_ 45 vs UCF, 10/3/2015  
 Back-To-Back 40+ Games \_\_\_\_\_ 55 vs UAB, 10/27/2012  
 \_\_\_\_\_ 47 vs Rice, 11/3/2012  
 Three Straight 40+ Games \_\_\_\_\_ 48 vs Houston, 11/21/1998  
 \_\_\_\_\_ 63 vs Louisiana Tech, 11/26/1998  
 \_\_\_\_\_ 41 vs BYU (Liberty Bowl), 12/31/1998  
 Four Straight 40+ Games \_\_\_\_\_ 49 at Army, 11/14/1998  
 \_\_\_\_\_ 48 vs Houston, 11/21/1998  
 \_\_\_\_\_ 63 vs Louisiana Tech, 11/26/1998  
 \_\_\_\_\_ 41 vs BYU (Liberty Bowl), 12/31/1998  
 Had 30+ First Downs \_\_\_\_\_ 35 vs Army, 10/28/2006  
 Had 25+ First Downs \_\_\_\_\_ 28 at Duke, 9/20/2014  
 Had 20+ First Downs \_\_\_\_\_ 21 at Navy, 10/24/2015  
 Allowed 10 Or Fewer 1st Downs \_\_\_\_\_ 10 at UAB, 9/17/2011  
 Allowed 15 Or Fewer 1st Downs \_\_\_\_\_ 13 vs Memphis, 11/15/2014  
 Allowed 20 Or Fewer 1st Downs \_\_\_\_\_ 18 at Navy, 10/24/2015  
 Rushed for 600+ Yards \_\_\_\_\_ 638 vs Mississippi College, 10/9/1937  
 Rushed For 500+ Yards \_\_\_\_\_ 504 vs Clemson, 11/18/1944  
 Rushed For 400+ Yards \_\_\_\_\_ 407 vs VMI, 9/29/1973  
 Rushed For 300+ Yards \_\_\_\_\_ 318 at UTEP, 10/11/2008  
 Rushed For 200+ Yards \_\_\_\_\_ 205 vs. Maine, 9/19/2015  
 Allowed 25 Or Fewer Rushing Yards \_\_\_\_\_ -35 vs UCF, 10/3/2015  
 Allowed 50 Or Fewer Rushing Yards \_\_\_\_\_ -35 vs UCF, 10/3/2015  
 Allowed 99 Or Fewer Rushing Yards \_\_\_\_\_ -35 vs UCF, 10/3/2015  
 Passed For 400+ Yards \_\_\_\_\_ 476 vs Rice, 11/3/2012  
 Passed For 300+ Yards \_\_\_\_\_ 301 at East Carolina, 11/22/2014  
 Passed For 250+ Yards \_\_\_\_\_ 263 at Navy, 10/24/2015  
 Allowed 25 Or Fewer Passing Yards \_\_\_\_\_ 15 vs Georgia Tech, 9/6/2014  
 Allowed 50 Or Fewer Passing Yards \_\_\_\_\_ 15 vs Georgia Tech, 9/6/2014  
 Allowed 100 Or Fewer Passing Yards \_\_\_\_\_ 15 vs Georgia Tech, 9/6/2014  
 Allowed 150 Or Fewer Passing Yards \_\_\_\_\_ 132 at Georgia Tech, 9/12/2015  
 Rushed/Passed For 200+ Yards \_\_\_\_\_ 205 Rush/292 Pass vs. Maine, 9/19/2015  
 Had Two Players With 100+ Rushing Yards \_\_\_\_\_ vs BYU, 12/31/1998  
 \_\_\_\_\_ Shaun King 109/Toney Converse 103  
 Had Two Players With 100+ Receiving Yards \_\_\_\_\_ vs UAB, 10/27/2012  
 \_\_\_\_\_ Ryan Grant 184/Xavier Rush 126  
 Had 100+ Rusher And 100+ Receiver \_\_\_\_\_ vs. Maine, 9/19/2015  
 \_\_\_\_\_ Dontrell Hillard 117 Rush/Sherman Badie 118 Receive  
 Had 150+ Rusher And 150+ Receiver \_\_\_\_\_ vs McNeese State, 9/26/2009  
 \_\_\_\_\_ André Anderson 199 rush/Jeremy Williams 22 rec  
 Had 100+ Rusher And 300+ Passer \_\_\_\_\_ vs Rice, 11/13/2010  
 \_\_\_\_\_ Orleans Darkwa 113 rush/Ryan Griffin 314 Pass  
 Had 100+ Rusher, 100+ Receiver And 300+ Passer \_\_\_\_\_ vs Rice, 11/13/2010  
 \_\_\_\_\_ Orleans Darkwa 113 rush/Ryan Grant 140 rec/Ryan Griffin 314 Pass  
 Had Three RBs Rush for Touchdowns \_\_\_\_\_ vs. Maine, 9/19/2015  
 \_\_\_\_\_ Dontrell Hillard (two) ,Sherman Badie (1), Lazedrick Thompson (1)  
 Had 700+ Yards Total Offense \_\_\_\_\_ 706 vs Louisiana-Lafayette, 10/31/1998  
 Had 600+ Yards Total Offense \_\_\_\_\_ 619 vs UAB, 10/27/2012  
 Had 500+ Yards Total Offense \_\_\_\_\_ 516 at Tulsa, 8/28/2015  
 Had 400+ Yards Total Offense \_\_\_\_\_ 497 vs. Maine, 9/19/2015  
 Had 350+ Yards Total Offense \_\_\_\_\_ 386 at Navy, 10/24/2015  
 Allowed 150 Or Fewer Yards Total Offense \_\_\_\_\_ 127 at SMU, 9/24/2005  
 Allowed 200 Or Fewer Yards Total Offense \_\_\_\_\_ 193 at UAB, 9/17/2011  
 Allowed 250 Or Fewer Yards Total Offense \_\_\_\_\_ 233 at UCF, 10/18/2014  
 Allowed 300 Or Fewer Yards Total Offense \_\_\_\_\_ 291 at Navy, 10/24/2015  
 Won In Overtime \_\_\_\_\_ 36-33 (3ot) vs East Carolina, 10/12/2013  
 Lost In Overtime \_\_\_\_\_ 38-31 (2ot) at Tulsa, 8/28/2014  
 Played To A Tie \_\_\_\_\_ 10-10 vs Miami (Fla.), 11/5/1966  
 Had A 90+ Yard Running Play \_\_\_\_\_ at Tulsa, 8/28/2014  
 \_\_\_\_\_ Sherman Badie 90 yds {td}  
 Had An 80+ Yard Running Play \_\_\_\_\_ vs. Maine, 9/19/2015  
 \_\_\_\_\_ Dontrell Hillard 85 yds {td}  
 Had A 70+ Yard Running Play \_\_\_\_\_ vs. Maine, 9/19/2015  
 \_\_\_\_\_ Dontrell Hillard 85 yds {td}  
 Had A 60+ Yard Running Play \_\_\_\_\_ vs. Maine, 9/19/2015  
 \_\_\_\_\_ Dontrell Hillard 85 yds {td}  
 Had A 50+ Yard Running Play \_\_\_\_\_ vs. Maine, 9/19/2015  
 \_\_\_\_\_ Dontrell Hillard 85 yds {td}

Had A 90+ Yard Passing Play \_\_\_\_\_ at SMU, 9/12/1998  
 \_\_\_\_\_ JaJuan Dawson 94 yds from Shaun King {td}  
 Had An 80+ Yard Passing Play \_\_\_\_\_ vs Navy, 11/6/2004  
 \_\_\_\_\_ Roydell Williams 87 yds from Lester Ricard {td}  
 Had A 70+ Yard Passing Play \_\_\_\_\_ vs Duke, 9/3/2015  
 \_\_\_\_\_ Devon Breaux 76 yds from Tanner Lee {td}  
 Had A 60+ Yard Passing Play \_\_\_\_\_ vs Duke, 9/3/2015  
 \_\_\_\_\_ Devon Breaux 76 yds from Tanner Lee {td}  
 Had A 50+ Yard Passing Play \_\_\_\_\_ vs. Houston, 10/17/2015  
 \_\_\_\_\_ Teddy Veal 51 yds from Jordy Joseph  
 Had Two Drives of 90+ Yards \_\_\_\_\_ vs. Maine, 9/19/2015  
 \_\_\_\_\_ 6 Plays for 90 Yards, 12 Plays for 94 Yards  
 Had 100+ Tackles \_\_\_\_\_ 106 (37 solo/74 asst) at Houston, 9/25/2010  
 Had 90+ Tackles \_\_\_\_\_ 98 (22 solo/76 asst) at FAU, 11/2/2013  
 Had 8+ Sacks \_\_\_\_\_ 9 at SMU, 9/24/2005  
 Had 7+ Sacks \_\_\_\_\_ 7 vs UCF, 10/3/2015  
 Had 15+ Tackles For Loss \_\_\_\_\_ 15 vs East Carolina, 10/12/2013  
 Had 10+ Tackles For Loss \_\_\_\_\_ 11 at Navy, 10/24/2015  
 Force 5 Fumbles \_\_\_\_\_ vs Mississippi State, 9/13/2003  
 Forced 4 Fumbles \_\_\_\_\_ vs Jackson State, 8/29/2013  
 Had 4 Fumble Recoveries \_\_\_\_\_ vs Army, 11/16/2002  
 Had 3 Fumble Recoveries \_\_\_\_\_ at ULM, 9/28/2013  
 Had 10+ Pass Break-Ups \_\_\_\_\_ 16 at Louisiana Tech, 9/12/2013  
 Had 8+ Pass Break-Ups \_\_\_\_\_ 16 at Louisiana Tech, 9/12/2013  
 Had 5+ Interceptions \_\_\_\_\_ 5 at Army, 9/20/2003  
 Had 4+ Interceptions \_\_\_\_\_ 4 at Houston, 10/8/2014  
 Had 3+ Interceptions \_\_\_\_\_ 3 vs UCF, 10/3/2015  
 Forced 8 Total Turnovers \_\_\_\_\_ 8 (3 FR/5 INT) at Army, 9/20/2003  
 Forced 5+ Total Turnovers \_\_\_\_\_ 5 (3 INT/2 FR) vs UCF, 10/3/2015  
 Forced 4+ Total Turnovers \_\_\_\_\_ 5 (3 INT/2 FR) vs UCF, 10/3/2015  
 Scored A Safety \_\_\_\_\_ vs UConn, 10/11/2014  
 \_\_\_\_\_ Tyler Gilbert, Royce LaFrance tackle in the endzone  
 Allowed A Safety \_\_\_\_\_ at Georgia Tech, 9/12/2015  
 \_\_\_\_\_ snap into endzone on a punt attempt, fell on by Peter Picerelli  
 Returned An Interception For TD \_\_\_\_\_ at FAU, 11/2/2013  
 \_\_\_\_\_ Lorenzo Doss, 69 yards  
 Allowed An Interception Return For TD \_\_\_\_\_ vs Memphis, 11/15/2014  
 \_\_\_\_\_ Bobby McCain 15 yards, Dontrel Nelson 58 yards  
 Returned A Fumble For TD \_\_\_\_\_ at ULM, 9/28/2013  
 \_\_\_\_\_ Dominique Robertson, 33 yds  
 Allowed A Fumble Return For TD \_\_\_\_\_ at Houston, 11/8/2014  
 \_\_\_\_\_ Adrian McDonald recovery in the endzone  
 Returned A Punt Return For TD \_\_\_\_\_ vs. Houston, 10/17/2015  
 \_\_\_\_\_ Demarcus Ayers, 73 yds  
 Allowed A Punt Return For TD \_\_\_\_\_ at ULM, 9/28/2013  
 \_\_\_\_\_ Rashon Ceaser 88 yds  
 Returned A Kickoff For TD \_\_\_\_\_ vs UTEP, 11/7/2009  
 \_\_\_\_\_ Jeremy Williams 88 yds  
 Allowed A Kickoff Return For TD \_\_\_\_\_ vs. Duke, 9/3/2014  
 \_\_\_\_\_ DeVon Edwards, 95 yds  
 Blocked A Punt \_\_\_\_\_ vs Southeastern Louisiana, 9/3/2011  
 \_\_\_\_\_ Matthew Bailey – twice  
 Allowed A Blocked Punt \_\_\_\_\_ vs UCF, 10/3/2015  
 \_\_\_\_\_ C.J. Jones  
 Blocked A Punt For TD \_\_\_\_\_ at East Carolina, 10/9/2004  
 \_\_\_\_\_ Bubba Terranova block, Gabe Ratcliff recovery in endzone  
 Allowed A Blocked Punt For TD \_\_\_\_\_ vs South Alabama, 9/7/2013  
 \_\_\_\_\_ Qudarius Ford block, Terrence Timmons recovery in endzone  
 Blocked A Field Goal \_\_\_\_\_ at Rice, 11/30/13, Derrick Strozier  
 Allowed A Blocked Field Goal \_\_\_\_\_ at Syracuse, 9/21/13 John Raymon  
 Blocked A Field Goal For TD \_\_\_\_\_ vs North Texas, 10/5/2013  
 \_\_\_\_\_ Darion Monroe block, Derrick Strozier 62 yds  
 Allowed A Blocked Field Goal For TD \_\_\_\_\_ at Southern Miss, 10/24/2009  
 \_\_\_\_\_ C.J. Bailey block, Andre Watson 77 yds  
 Blocked A PAT \_\_\_\_\_ vs Memphis, 10/22/2011; Derrick Strozier  
 Allowed A Blocked PAT \_\_\_\_\_ vs Rutgers, 9/1/2012; Isaac Holmes  
 Executed An On-Side Kick \_\_\_\_\_ vs Tulsa, 11/3/2007; Travis Burks recovery  
 Allowed An On-Side Kick \_\_\_\_\_ at Houston, 11/8/2014  
 Scored A 2-Point Conversion \_\_\_\_\_ vs Army, 10/9/10; Orleans Darkwa run  
 Allowed A 2-Point Conversion \_\_\_\_\_ at Tulsa, 8/28/2014  
 \_\_\_\_\_ Josh Atkinson pass from Dane Evans  
 Returned Blocked PAT For Score \_\_\_\_\_ vs Memphis, 10/25/2003  
 \_\_\_\_\_ Anthony Cannon block, Jeremy Foreman return  
 Successfully Faked A Field Goal \_\_\_\_\_ vs LSU, 11/23/1996  
 \_\_\_\_\_ Adam Moorhead 8 yd run



## THE LAST TIME

Successfully Faked A Punt \_\_\_\_\_ vs. Houston, 10/17/2015  
 Rob Kelley takes snap for 43-yard run  
 Missed A PAT \_\_\_\_\_ at Rutgers, 9/27/2015; Andrew DiRocco  
 Shutout An Opponent \_\_\_\_\_ 56-0 vs UL-Lafayette, 11/1/1997  
 Was Shutout \_\_\_\_\_ 39-0 vs Ole Miss, 9/22/2012  
 Held Opponent Without A TD \_\_\_\_\_ W 12-3 vs UConn, 10/11/2014  
 Failed To Score A TD \_\_\_\_\_ L, 10-3 vs Temple, 12/6/2014  
 Neither Team Scored A TD \_\_\_\_\_ L 9-6 vs Penn State (Liberty Bowl), 12/22/1979  
 Scored Two TDs Via Interception Return \_\_\_\_\_ at UAB, 9/17/2011  
 Trent Mackey 39 yds, Derrick Strozier 55 yds  
 Scored Two TDs Via Blocked Punt \_\_\_\_\_ at LSU, 11/25/1978  
 Jeff Roberts and Gary Brown, both recovered in endzone  
 Scored Three TDs Via Return \_\_\_\_\_ vs Southern Miss, 10/26/1996  
 Jeff Liggon KOR, Derrick Singleton FR & INT  
 Blocked Two Punts \_\_\_\_\_ vs Southeastern Louisiana, 9/3/2011  
 Matthew Bailey – twice  
 Blocked Two Kicks \_\_\_\_\_ vs Louisiana-Lafayette, 10/7/2000  
 Roxie Shelvin PAT, Adrian Mitchell FG

### A TULANE PLAYER...

Ran For 300+ Yards \_\_\_\_\_ 342 by Matt Forté at SMU, 10/20/2007  
 Ran For 250+ Yards \_\_\_\_\_ 255 by André Anderson vs UTEP, 10/11/2008  
 Ran For 200+ Yards \_\_\_\_\_ 215 by Sherman Badie at Tulsa, 8/28/2014  
 Ran For 150+ Yards \_\_\_\_\_ 215 by Sherman Badie at Tulsa, 8/28/2014  
 Ran For 100+ Yards \_\_\_\_\_ 117 by Dontrell Hilliard vs. Maine, 9/19/2015  
 Ran For 5+ TDs \_\_\_\_\_ 5 by Matt Forté at Rice, 11/17/2007  
 Ran For 4+ TDs \_\_\_\_\_ 4 by André Anderson vs McNeese State, 9/26/2009  
 Ran For 3+ TDs \_\_\_\_\_ 3 by Orleans Darkwa vs UL-Lafayette, 12/21/2013  
 Ran For 2+ TDs \_\_\_\_\_ 2 by Dontrell Hilliard vs. Maine, 9/19/2015  
 Ran 40+ Times \_\_\_\_\_ 44 by Matt Forté vs Memphis, 10/27/2007  
 Ran 30+ Times \_\_\_\_\_ 36 by André Anderson vs SMU, 9/25/2008  
 Ran 20+ Times \_\_\_\_\_ 25 by Dontrell Hilliard at Houston, 11/8/2014  
 Ran For 100+ Yards In Consecutive Games \_\_\_\_\_ Orleans Darkwa  
 103 at UTSA on 11/9/13, 137 vs UTEP, 11/23/2013  
 Ran For 200+ Yards In Consecutive Games \_\_\_\_\_ Matt Forté In 4 Straight  
 From 10/6 – 10/27/2007  
 Completed 35+ Passes \_\_\_\_\_ 36 by Ryan Griffin vs East Carolina, 11/17/12  
 Completed 30+ Passes \_\_\_\_\_ 36 by Ryan Griffin at Houston, 11/24/12  
 Completed 25+ Passes \_\_\_\_\_ 25 by Tanner Lee at East Carolina, 11/22/2014  
 Completed 20+ Passes \_\_\_\_\_ 22 by Tanner Lee at Navy, 10/24/2015  
 Attempted 60+ Passes \_\_\_\_\_ 66 by Ryan Griffin at Houston, 11/24/2012  
 Attempted 50+ Passes \_\_\_\_\_ 57 by Ryan Griffin vs East Carolina, 11/17/12  
 Attempted 40+ Passes \_\_\_\_\_ 42 by Tanner Lee vs. Duke, 9/3/2015  
 Passed For 400+ \_\_\_\_\_ 476 by Ryan Griffin vs Rice, 11/3/2012  
 Passed For 350+ Yards \_\_\_\_\_ 476 by Ryan Griffin vs Rice, 11/3/2012  
 Passed For 300+ Yards \_\_\_\_\_ 301 by Tanner Lee at East Carolina, 11/22/2014  
 Passed For 6+ Touchdowns \_\_\_\_\_ 6 by Lester Ricard vs UAB, 10/23/2004  
 Passed For 5+ Touchdowns \_\_\_\_\_ 5 by Ryan Griffin vs UAB, 10/27/2012  
 Passes For 4+ Touchdowns \_\_\_\_\_ 4 by Tanner Lee vs UCF, 10/3/2015  
 Passed For 3+ Touchdowns \_\_\_\_\_ 4 by Tanner Lee vs UCF, 10/3/2015  
 Caught 15+ Passes \_\_\_\_\_ 15 by JaJuan Dawson vs Ole Miss, 10/9/1999  
 Caught 10+ Passes \_\_\_\_\_ 14 by Ryan Grant vs South Alabama, 9/7/13  
 Had 250+ Receiving Yards \_\_\_\_\_ 217 by Jerome McIntosh  
 vs Vanderbilt, 11/18/1989  
 Had 200+ Receiving Yards \_\_\_\_\_ 222 by Jeremy Williams  
 vs McNeese State, 9/26/2009  
 Had 150+ Receiving Yards \_\_\_\_\_ 187 by Ryan Grant  
 vs South Alabama, 9/7/13  
 Caught Passes For 100+ Yards \_\_\_\_\_ 118 by Sherman Badie  
 vs. Maine, 9/19/2015  
 Had 100+ Receiving Yards in Consecutive Games \_\_\_\_\_ 4 by Ryan Grant in 2012  
 115 at UTEP 10/20; 184 vs UAB 10/27; 176 vs Rice 11/3; 113 at Memphis 11/10  
 Caught 3+ TD Passes \_\_\_\_\_ 3 Roydell Williams vs UAB, 10/23/2004  
 Caught 2+ TD Passes \_\_\_\_\_ 2 by Ryan Grant vs UTEP, 11/23/2013  
 Had 300+ All-Purpose Yards \_\_\_\_\_ 324 (139 rec/145 ret) by Jeremy Williams  
 vs UTEP, 11/7/2009  
 Had 250+ All-Purpose Yards \_\_\_\_\_ 285 (255 rush/30 rec) by André Anderson  
 at UTEP, 10/11/2008  
 Had 200+ All-Purpose Yards \_\_\_\_\_ 221 (215 rush/6 rec/0 ret) by Sherman Badie  
 at Tulsa, 8/28/2014  
 Had 450+ Yards Total Offense \_\_\_\_\_ 465 (-11 rush/476 pass) by Ryan Griffin  
 vs Rice, 11/3/2012  
 Had 400+ Yards Total Offense \_\_\_\_\_ 465 (-11 rush/476 pass) by Ryan Griffin  
 vs Rice, 11/3/2012

Had 350+ Yards Total Offense \_\_\_\_\_ 465 (-11 rush/476 pass) by Ryan Griffin  
 vs Rice, 11/3/2012  
 Scored 5+ Total TDs \_\_\_\_\_ 5 (all rush) by Matt Forté  
 at Rice; 11/17/2007  
 Scored 4+ Total TDs \_\_\_\_\_ 4 (all rush) by André Anderson  
 vs McNeese State, 9/27/2009  
 Scored 3+ Total TDs \_\_\_\_\_ D.J. Banks (2 rush/1 rec)  
 vs Rice, 11/13/2010  
 Scored Rushing & Receiving TD \_\_\_\_\_ Dontrell Hilliard (1 rush/1 rec)  
 at Houston, 11/8/2014  
 Threw TD Pass & Scored Rushing TD \_\_\_\_\_ Ryan Griffin (3 pass/1 rush)  
 vs UTEP, 11/7/2009  
 Scored 2 TD Via Interception Return \_\_\_\_\_ Ernest Crouch vs SMU, 10/27/1945  
 Scored 2 Total Defensive TDs \_\_\_\_\_ Derrick Singleton (FR/INT)  
 vs Southern Miss, 10/26/1996  
 Had 20+ Tackles \_\_\_\_\_ 22 (15 solo/7 asst) by Jerry Phillips  
 at Army, 11/14/1998  
 Had 15+ Tackles \_\_\_\_\_ 15 (13 solo/2 asst) by Nico Marley  
 at Duke, 9/3/2015  
 Had 10+ Tackles \_\_\_\_\_ 11 (7 solo/4 asst) by Eric Thomas  
 vs. Houston, 10/17/2015  
 Had 3+ Sacks \_\_\_\_\_ 3.0 by Royce LaFrance vs UCF, 10/3/2015  
 Had 2+ Sacks \_\_\_\_\_ 3.0 by Royce LaFrance vs UCF, 10/3/2015  
 Had 4+ TFL \_\_\_\_\_ 4.0 by Royce LaFrance vs UCF, 10/3/2015  
 Had 3+ TFL \_\_\_\_\_ 4.0 by Royce LaFrance vs UCF, 10/3/2015  
 Had 3+ Interceptions \_\_\_\_\_ 4 by Jimmy Glisson vs Virginia, 11/19/1949  
 Had 2+ Interceptions \_\_\_\_\_ 2 by Parry Nickerson at Houston, 11/8/2014  
 Had 4+ Pass Break-Ups \_\_\_\_\_ 4 by Sam Scofield at Louisiana Tech, 9/12/13  
 Had 3+ Pass Break-Ups \_\_\_\_\_ 3 by Richard Allen, vs. Duke, 9/3/15  
 Made 5+ Field Goals \_\_\_\_\_ 5 by Cairo Santos vs East Carolina, 10/12/13  
 Made 4+ Field Goals \_\_\_\_\_ 5 by Cairo Santos vs East Carolina, 10/12/13  
 Made 3+ Field Goals \_\_\_\_\_ 5 by Cairo Santos vs East Carolina, 10/12/13  
 Had A 50+ Yard Field Goal \_\_\_\_\_ 56 by Cairo Santos at ULM, 9/28/13  
 Had An 80+ Yard Punt \_\_\_\_\_ 83 by Casey Roussel vs East Carolina, 10/23/1999  
 Had A 70+ Yard Punt \_\_\_\_\_ 70 by Peter Picerelli at Tulsa, 9/8/2012  
 Had A 60+ Yard Punt \_\_\_\_\_ 61 by Peter Picerelli at UCF, 10/18/2014

### AN OPPOSING TEAM...

Scored 70+ Points \_\_\_\_\_ 73 vs Houston, 11/10/11  
 Scored 60+ Points \_\_\_\_\_ 65 at Georgia Tech, 9/12/2015  
 Scored 50+ Points \_\_\_\_\_ 65 at Georgia Tech, 9/12/2015  
 Scored 40+ Points \_\_\_\_\_ 49 at Temple, 10/10/2015  
 Back-To-Back 40+ Games \_\_\_\_\_ 49 at Temple, 10/10/2015  
 \_\_\_\_\_ 42 vs. Houston, 10/17/2015  
 Three Straight 40+ Games \_\_\_\_\_ 46 vs Southern Miss, 11/6/2010  
 \_\_\_\_\_ 49 vs Rice, 11/13/2010  
 \_\_\_\_\_ 61 vs UCF, 11/20/2010  
 Four Straight 40+ Games \_\_\_\_\_ 42 at Houston, 11/8/2008  
 \_\_\_\_\_ 41 vs UAB, 11/15/2008  
 \_\_\_\_\_ 56 at Tulsa, 11/22/2008  
 \_\_\_\_\_ 45 at Memphis, 11/29/2008  
 Had 30+ First Downs \_\_\_\_\_ 30 at East Carolina, 11/22/2014  
 Had 25+ First Downs \_\_\_\_\_ 28 at Georgia Tech, 9/12/2015  
 Had 20+ First Downs \_\_\_\_\_ 24 vs. Houston, 10/17/2015  
 Allowed 10 Or Fewer 1st Downs \_\_\_\_\_ 8 at Temple, 10/10/2015  
 Allowed 15 Or Fewer 1st Downs \_\_\_\_\_ 11 vs. Houston, 10/17/2015  
 Allowed 20 Or Fewer 1st Downs \_\_\_\_\_ 11 vs. Houston, 10/17/2015  
 Rushed For 500+ Yards \_\_\_\_\_ 519 at SMU, 9/11/1982  
 Rushed For 400+ Yards \_\_\_\_\_ 439 at Georgia Tech, 9/12/2015  
 Rushed For 300+ Yards \_\_\_\_\_ 439 at Georgia Tech, 9/12/2015  
 Rushed For 200+ Yards \_\_\_\_\_ 239 vs. Houston, 10/17/2015  
 Allowed 25 Or Fewer Rushing Yards \_\_\_\_\_ 8 at Temple, 10/10/2015  
 Allowed 50 Or Fewer Rushing Yards \_\_\_\_\_ 8 at Temple, 10/10/2015  
 Allowed 99 Or Fewer Rushing Yards \_\_\_\_\_ 8 at Temple, 10/10/2015  
 Passed For 400+ Yards \_\_\_\_\_ 438 at Tulsa, 8/28/2014  
 Passed For 300+ Yards \_\_\_\_\_ 392 vs UCF, 10/3/2015  
 Passed For 250+ Yards \_\_\_\_\_ 392 vs UCF, 10/3/2015  
 Allowed 50 Or Fewer Passing Yards \_\_\_\_\_ 42 vs Southern Miss, 11/11/2006  
 Allowed 100 Or Fewer Passing Yards \_\_\_\_\_ 97 at Rice, 11/30/13  
 Allowed 150 Or Fewer Passing Yards \_\_\_\_\_ 146 vs. Houston, 10/17/2015  
 Rushed/Passed For 200+ Yards \_\_\_\_\_ vs. Houston, 10/17/2015 (239 Rush/222 Pass)  
 Had Two Players With 100+ Rushing Yards \_\_\_\_\_ vs Cincinnati, 10/31/2014  
 Rod Moore 124/Mike Boone 113



## THE LAST TIME

Had Three Players With 100+ Rushing Yards \_\_\_\_\_ vs BYU, 8/25/2001  
 Luke Staley 142/Brandon Doman 115/Brian McDonald 103

Had Two Players With 100+ Receiving Yards \_\_\_\_\_ vs UCF, 10/3/2015  
 D'erren Wilson 114/Chris Johnson 113

Had Three Players With 100+ Receiving Yards \_\_\_\_\_ vs Louisville, 10/17/1998  
 Lavell Boyd 146/Arnold Jackson 132/Charles Sheffield 103

Had 100+ Rusher And 100+ Receiver \_\_\_\_\_ at Houston, 11/24/2012  
 Ryan Jackson 129 rush/Dewayne Peace 101 rec

Had 150+ Rusher And 150+ Receiver \_\_\_\_\_ vs SMU, 10/30/2010  
 Zach Line 177 rush/Aldrick Robinson 182 rec

Had 100+ Rusher And 300+ Passer \_\_\_\_\_ at Houston, 11/24/2012  
 Ryan Jackson 129 rush/Crawford Jones 368 pass

Had 100+ Rusher, 100+ Receiver And 300+ Passer\_ at Houston, 11/24/2012  
 Ryan Jackson 129 rush/Dewayne Peace 101 rec/Crawford Jones 368 pass

Had 700+ Yards Total Offense \_\_\_\_\_ 735 vs Houston, 11/10/2011

Had 600+ Yards Total Offense \_\_\_\_\_ 622 vs UAB, 10/27/2012

Had 500+ Yards Total Offense \_\_\_\_\_ 461 vs. Houston, 10/17/2015

Had 400+ Yards Total Offense \_\_\_\_\_ 461 vs. Houston, 10/17/2015

Had 350+ Yards Total Offense \_\_\_\_\_ 461 vs. Houston, 10/17/2015

Allowed 150 Or Fewer Yards Total Offense \_\_\_\_\_ 110 at Temple, 10/10/2015

Allowed 200 Or Fewer Yards Total Offense \_\_\_\_\_ 110 at Temple, 10/10/2015

Allowed 250 Or Fewer Yards Total Offense \_\_\_\_\_ 110 at Temple, 10/10/2015

Allowed 300 Or Fewer Yards Total Offense \_\_\_\_\_ 262 vs. Houston, 10/17/2015

Had A 90+ Yard Running Play \_\_\_\_\_ at Rutgers, 10/2/2010  
 Mohamed Sanu 91 yds {td}

Had An 80+ Yard Running Play \_\_\_\_\_ at Rutgers, 10/2/2010  
 Mohamed Sanu 91 yds {td}

Had A 70+ Yard Running Play \_\_\_\_\_ vs Houston, 11/24/2012  
 Ryan Jackson 72 yds {td}

Had A 60+ Yard Running Play \_\_\_\_\_ at Georgia Tech, 9/12/2015  
 Matthew Jordan, 65 yds

Had A 50+ Yard Running Play \_\_\_\_\_ at Georgia Tech, 9/12/2015  
 Matthew Jordan, 65 yds

Had A 90+ Yard Passing Play \_\_\_\_\_ at Rutgers, 9/27/2014  
 Andrew Turzilli 93 yds from Gary Nova {td}

Had An 80+ Yard Passing Play \_\_\_\_\_ at Rutgers, 9/27/2014  
 Andrew Turzilli 93 yds from Gary Nova {td}

Had A 70+ Yard Passing Play \_\_\_\_\_ vs Temple, 12/6/2014  
 Jahad Thomas 75 yds from P.J. Walker

Had A 60+ Yard Passing Play \_\_\_\_\_ vs UCF, 10/3/2015  
 Chris Johnson 62 yds from Bo Schneider

Had A 50+ Yard Passing Play \_\_\_\_\_ vs UCF, 10/3/2015  
 Chris Johnson 62 yds from Bo Schneider

Had 100+ Tackles \_\_\_\_\_ 109 (41 solo/68 asst) at Duke, 9/20/2014

Had 90+ Tackles \_\_\_\_\_ 109 (41 solo/68 asst) at Duke, 9/20/2014

Had 8+ Sacks \_\_\_\_\_ 8 at Tulsa, 9/8/2012

Had 7+ Sacks \_\_\_\_\_ 8 at Tulsa, 9/8/2012

Had 15+ Tackles For Loss \_\_\_\_\_ 15 at TCU, 11/9/2002

Had 10+ Tackles For Loss \_\_\_\_\_ 11 at Louisiana Tech, 9/12/13

Forced 5+ Fumbles \_\_\_\_\_ 6 at Southern Miss, 10/24/2009

Forced 4+ Fumbles \_\_\_\_\_ 4 vs Army, 10/9/2010

Had 4 Fumble Recoveries \_\_\_\_\_ at Houston, 9/7/2002

Had 3 Fumble Recoveries \_\_\_\_\_ at Louisiana Tech, 9/12/2013

Had 10+ Pass Break-Ups \_\_\_\_\_ 13 at Houston, 11/24/2012

Had 8+ Pass Break-Ups \_\_\_\_\_ 8 vs Temple, 12/6/2014

Had 5+ Interceptions \_\_\_\_\_ 5 at Navy, 11/13/1999

Had 4+ Interceptions \_\_\_\_\_ 4 at Duke, 9/20/2014

Had 3+ Interceptions \_\_\_\_\_ 3 vs Memphis, 11/15/2014

Forced 5+ Total Turnovers \_\_\_\_\_ 5 (3 INT, 2 FR) vs Memphis, 11/15/2014

Forced 4+ Total Turnovers \_\_\_\_\_ 5 (3 INT, 2 FR) vs Memphis, 11/15/2014

Scored Two Defensive TDs \_\_\_\_\_ vs Memphis, 11/15/2014  
 (Bobby McClain 15 yd INT return, Dontrel Nelson 58 yd INT return)

Scored Two TDs Via Interception Return \_\_\_\_\_ vs Memphis, 11/15/2015  
 (Bobby McClain 15, Dontrel Nelson 58)

Scored Two TDs Via Punt Return \_\_\_\_\_ vs Houston, 11/10/2011  
 (Patrick Edwards, Damian Payne)

Blocked Two Punts \_\_\_\_\_ at Syracuse, 9/21/2013  
 (Durell Eskridge, Erik Crume)

Blocked Two Kicks \_\_\_\_\_ vs Army, 10/28/2006  
 (Tony Fusco 2 PATs, Victor Ugenyi PAT)

### AN OPPOSING PLAYER...

Ran For 300+ Yards \_\_\_\_\_ 323 by Tarrion Adams of Tulsa, 11/22/2008

Ran For 250+ Yards \_\_\_\_\_ 323 by Tarrion Adams of Tulsa, 11/22/2008

Ran For 200+ Yards \_\_\_\_\_ 207 by Charles Sims of Houston, 11/10/2011

Ran For 150+ Yards \_\_\_\_\_ 166 by Darrin Reaves of UAB, 10/27/2012

Ran For 100+ Yards \_\_\_\_\_ 124 by Rod Moore/113 by Mike Boone of Cincinnati, 10/31/2014

Ran For 5+ TDs \_\_\_\_\_ 5 by Tony Jefferey of TCU, 9/13/1986

Ran For 4+ TDs \_\_\_\_\_ 4 by Bryce Beall of Houston, 9/25/2010

Ran For 3+ TDs \_\_\_\_\_ 3 by Greg Ward Jr. of Houston, 10/17/2015

Ran For 2+ TDs \_\_\_\_\_ 3 by Greg Ward Jr. of Houston, 10/17/2015

Ran 40+ Times \_\_\_\_\_ 44 by Chris McCoy of Navy, 11/16/1996

Ran 30+ Times \_\_\_\_\_ 34 by Donald Buckram of UTEP, 11/7/2009

Ran 20+ Times \_\_\_\_\_ 23 by Keenan Reynolds of Navy, 10/24/2015

Completed 40+ Passes \_\_\_\_\_ 41 by Shane Carden of East Carolina, 10/12/2013

Completed 35+ Passes \_\_\_\_\_ 41 by Shane Carden of East Carolina, 10/12/2013

Completed 30+ Passes \_\_\_\_\_ 31 by Shane Carden of East Carolina, 11/22/2014

Completed 25+ Passes \_\_\_\_\_ 27 by Thomas Sirk of Duke, 9/3/2015

Completed 20+ Passes \_\_\_\_\_ 20 by Bo Schneider vs UCF, 10/3/2015

Attempted 50+ Passes \_\_\_\_\_ 53 by Dane Evans of Tulsa, 8/28/2014

Attempted 40+ Passes \_\_\_\_\_ 40 by Thomas Sirk of Duke, 9/3/2015

Passed For 450+ Yards \_\_\_\_\_ 480 by Shane Carden of East Carolina, 10/12/13

Passed For 400+ Yards \_\_\_\_\_ 438 by Dane Evans of Tulsa, 8/28/2014

Passed For 350+ Yards \_\_\_\_\_ 358 by Shane Carden of East Carolina, 11/22/2014

Passed For 300+ Yards \_\_\_\_\_ 358 by Shane Carden of East Carolina, 11/22/2014

Passes For 4+ Touchdowns \_\_\_\_\_ 4 by Gary Nova of Rutgers, 9/27/2014

Passed For 3+ Touchdowns \_\_\_\_\_ 3 by Tyler Harris of UCF, 10/3/2015

Caught 15+ Passes \_\_\_\_\_ 17 by Justin Hardy of East Carolina, 10/12/13

Caught 10+ Passes \_\_\_\_\_ 11 by Johnell Barnes of Duke, 9/3/2015

Had 250+ Yards Receiving \_\_\_\_\_ 253 by Roddy White of UAB, 10/23/2004

Had 200+ Yards Receiving \_\_\_\_\_ 233 by Keevan Lucas of Tulsa, 8/28/2014

Had 150+ Yards Receiving \_\_\_\_\_ 233 by Keevan Lucas of Tulsa, 8/28/2014

Had 100+ Yards Receiving \_\_\_\_\_ 114 by D'erren Wilson/113 by Chris Johnson of UCF, 10/3/2015

Caught 3+ TD Passes \_\_\_\_\_ 3 by Chris Johnson of UCF, 10/3/2015

Caught 2+ TD Passes \_\_\_\_\_ 3 by Leonte Carroo of Rutgers, 9/27/2014

Had 300+ All-Purpose Yards \_\_\_\_\_ 343 (234 rush/109 rec) by Donald Buckram of UTEP, 11/7/2009

Had 250+ All-Purpose Yards \_\_\_\_\_ 269 (36 rush/233 rec/0 ret) by Keevan Lucas of Tulsa, 8/28/2014

Had 200+ All-Purpose Yards \_\_\_\_\_ 218 (93 Rcv./125 KR) by Jordan Franks of UCF, 10/3/2015

Had 450+ Yards Total Offense \_\_\_\_\_ 455 (480 pass/-25 rush) by Shane Carden of East Carolina, 10/12/13

Had 400+ Yards Total Offense \_\_\_\_\_ 401 (342 pass/59 rush) by Greg Ward, Jr., of Houston, 11/8/2014

Had 350+ Yards Total Offense \_\_\_\_\_ 357 (289 pass/68 rush) by Thomas Sirk of Duke, 9/3/2015

Scored 5+ Total TDs \_\_\_\_\_ 5 (all rush) by Tony Jeffery of TCU, 9/13/1986

Scored 4+ Total TDs \_\_\_\_\_ 4 (3 rec/1 punt) by Patrick Edwards of Houston, 11/10/2011

Scored 3+ Total TDs \_\_\_\_\_ 3 (all rush) by Greg Ward Jr. of Houston, 10/17/2015

Scored Rushing & Receiving TD \_\_\_\_\_ Jahad Thomas (1 rush/1 rec) of Temple, 10/10/2015

Threw TD Pass & Scored Rushing TD \_\_\_\_\_ Greg Ward Jr. (3 rush/1 pass) of Houston, 10/17/2015

Had 100+ Yds Rushing & Receiving \_\_\_\_\_ Donald Buckram (234 rush/109 rec) of UTEP, 11/7/2009

Had 100+ Yds Rushing & Passing \_\_\_\_\_ Derrick Fourroux (102 rush/221 pass) of McNeese State, 9/26/2009)

Had 2 TD Via Interception Return \_\_\_\_\_ Richard Lewis of Georgia Tech, 10/24/1970

Had 20+ Tackles \_\_\_\_\_ 24 (16 solo/8 asst) by Marvin Burdette of UAB, 10/27/2012

Had 15+ Tackles \_\_\_\_\_ 16 (13 solo/3 asst) by Tyler Matakovich of Temple, 12/6/2014

Had 10+ Tackles \_\_\_\_\_ 12 (8 solo/4 asst) by Quincy Adams of Navy, 10/24/2015

Had 3+ Sacks \_\_\_\_\_ 3.0 by J.Cornell of Ole Miss, 9/11/2010

Had 2+ Sacks \_\_\_\_\_ 2.0 by Trevon Stewart of Houston, 10/17/2015

Had 5+ Tackles For Loss \_\_\_\_\_ 5.0 by Dewayne White of Louisville, 11/3/2001

Had 4+ Tackles For Loss \_\_\_\_\_ 4.5 by D.Thornton of Marshall, 10/29/2005

Had 3+ Tackles For Loss \_\_\_\_\_ 3.0 by Lance McDowell of UCF, 10/3/2015

Had 3+ Interceptions \_\_\_\_\_ 3 by D'Joun Smith of FAU, 11/2/13

Had 2+ Interceptions \_\_\_\_\_ 2 by I sah Corbett of SE Louisiana, 9/13/2014

Had 4+ Pass Break-Ups \_\_\_\_\_ 5 by Everett Daniels of Houston, 11/24/2012

Had 3 Pass Break-Ups \_\_\_\_\_ 3 by Tavon Young of Temple, 12/6/2014

Made 5+ Field Goals \_\_\_\_\_ 5 by Brian Lee of Ole Miss, 8/31/1991

Made 4+ Field Goals \_\_\_\_\_ 4 by Warren Harvey of East Carolina, 10/12/13

Made 3+ Field Goals \_\_\_\_\_ 3 by Ross Martin of Duke, 9/3/2015

Made A 50+Yard Field Goal \_\_\_\_\_ 52 by Chase Hover of SMU, 10/13/2012

Had A 70+ Yard Punt \_\_\_\_\_ 71 by Kody Bliss of Auburn, 10/21/2006

Had A 60+ Yard Punt \_\_\_\_\_ 65 James De Martin of Maine, 9/19/2015

# 2015 GAME RECAPS



## Game 1 • Tulane 7 vs. Duke 37

Yulman Stadium • New Orleans, La.

Sept. 3, 2015 • 25,470 Attendance

Despite forcing two turnovers, Tulane's football squad could not stop Duke from scoring, while the Green Wave offense struggled to put points on the board in a 37-7 loss to the Blue Devils during the 2015 season opener at Yulman Stadium on Thursday night.

Tulane managed 271 yards of offense on the night -- with 99 yards coming on one drive - but Duke nearly doubled that with 530.

The Green Wave never gave up, though, as they fought until the clock ran out. Trailing 23-0 in the fourth quarter, Tulane got on the board with the program's longest passing play since 2012 as redshirt-sophomore quarterback Tanner Lee connected with redshirt-junior Devon Breaux on a 76-yard touchdown reception to complete a four-play, 99-yard drive in the fourth quarter.

On the ensuing kickoff, however, Duke's DeVon Edwards returned redshirt-senior Trevor Simms' kick 95 yards for a touchdown.

On the evening, Lee was 24-of-42 for 246 yards and one touchdown, while sophomore wide receiver Teddy Veal and redshirt-sophomore running back Dontrell Hillard paced the team with five receptions apiece. Breaux led the way with 92 yards receiving in his first-career multi-reception game, as he snagged four passes.

The Blue Devils struck first on an otherwise sloppy first quarter for both teams. Ross Martin kicked a 32-yard field goal with 5:41 remaining in the opening stanza after each team committed three penalties. Tulane's defense did manage to stop Duke on their opening drive, as redshirt-sophomore defensive end Ade Aruna forced a fumble on Duke's Johnell Barnes that was recovered by redshirt-sophomore defensive back Jarrod Franklin.

Duke reached the endzone shortly after the start of the second quarter, as Duke's Thomas Sirk connected with Shaquille Powell on a three-yard shovel pass to cap off a nine-play, 39-yard drive. Near the end of the first half, Duke retained the ball after an offsides penalty on Tulane during a punt before running out the clock and adding a field goal to take a 13-0 lead at the intermission. On the first drive of the second half, Duke tacked on their third field goal of the contest.

Tulane's defense forced their second turnover of the game with their backs against the wall in the middle of the third quarter when an errant backwards pitch by Sirk was scooped up by senior safety Darion Monroe in the red zone. The fumble recovery by Monroe was the seventh of his career, tying him for the Tulane career record with Jay Rink, who was honored with a moment of silence prior to the contest after succumbing to ALS earlier this year.

Junior linebacker Nico Marley was Tulane's leading tackler on the evening with a career-high 15 (13 solo, 2 assists). Franklin (8 solo, 2 assists) and junior Richard Allen (8 solo, 2 assists) were also in double-digit tackle totals during career outings.

Score by Quarters	1	2	3	4	Total
Duke	3	10	3	21	37
Tulane	0	0	0	7	7

Qtr	Time	Scoring play
1st	05:41	DU - Ross Martin 32 yd field goal, 11-57 4:40
2nd	11:27	DU - Shaquille Powell 3 yd pass from Thomas Sirk (Ross Martin kick), 9-39 3:12
	00:00	DU - Ross Martin 25 yd field goal, 12-84 3:31
3rd	11:52	DU - Ross Martin 46 yd field goal, 8-47 3:08
4th	12:49	DU - Johnell Barnes 29 yd pass from Thomas Sirk (Ross Martin kick), 1-19 0:25
	10:44	TLN - BREAUX, Devon 76 yd pass from LEE, Tanner (DIROCCO, Andrew kick), 4-99 2:04
	10:32	DU - DeVon Edwards 95 yd kickoff return (Ross Martin kick)
	01:31	DU - Zach Boden 1 yd run (Ross Martin kick), 11-75 4:59

	DU	TLN
<b>FIRST DOWNS</b>	29	14
<b>RUSHES-YARDS (NET)</b>	49-206	23-25
<b>PASSING YDS (NET)</b>	324	246
Passes Att-Comp-Int	44-29-0	42-24-1
<b>TOTAL OFFENSE PLAYS-YARDS</b>	93-530	65-271
Fumble Returns-Yards	0-0	1-8
Punt Returns-Yards	2-29	1-8
Kickoff Returns-Yards	1-95	3-40
Interception Returns-Yards	1-0	0-0
Punts (Number-Avg)	4-41.8	10-36.6
Fumbles-Lost	2-2	0-0
Penalties-Yards	8-78	5-25
Possession Time	36:01	23:59
Third-Down Conversions	10 of 19	2 of 14
Fourth-Down Conversions	1 of 2	0 of 2
Red-Zone Scores-Chances	4-5	0-0
Sacks By: Number-Yards	4-20	0-0

**RUSHING:** Duke-Shaun Wilson 15-77; Thomas Sirk 15-68; Shaquille Powell 7-24; Zach Boden 5-22; Parker Boehme 4-10; Nicodem Pierre 2-6; TEAM 1-minus 1. Tulane-BADIE, Sherman 3-22; HILLIARD, Dontrell 5-19; THOMPSON, Lazedrick 6-12; KELLEY, Rob 3-5; TEAM 1-minus 8; LEE, Tanner 5-minus 25.

**PASSING:** Duke-Thomas Sirk 27-40-0-289; Parker Boehme 2-4-0-35. Tulane-LEE, Tanner 24-42-1-246.

**RECEIVING:** Duke-Johnell Barnes 11-109; T.J. Rahming 6-70; Max McCaffrey 4-61; Shaquille Powell 3-20; Shaun Wilson 2-18; Chris Taylor 1-27; Braxton Deaver 1-14; Erich Schneider 1-5. Tulane-VEAL, Teddy 5-49; HILLIARD, Dontrell 5-37; BREAUX, Devon 4-92; ENCALADE, Terren 4-43; BADIE, Sherman 3-10; JONES, Charles 2-11; SCOTT, Trey 1-4.

## Game 2 • Tulane 10 at Georgia Tech 65

Bobby Dodd Stadium • Atlanta, Ga.

Sept. 12, 2015 • 50,435 Attendance

It was a tough Saturday afternoon for the Tulane football squad, as the Green Wave fell to No. 15/16 Georgia Tech, 65-10, in front of 50,435 at Bobby Dodd Stadium.

Tulane (0-2) had trouble stopping the triple-option offense employed by the Yellow Jackets (2-0), who ran for 439 yards while adding 132 through the air. Tulane managed 248 yards of total offense, but could not convert those yards to points, as they scored just one touchdown and added a field goal late in the contest.

Georgia Tech came out of the gates hot, as they rolled off a six-play, 35-yard drive capped off by a 13-yard rush by Qua Searcy. During the Yellow Jackets' second drive on the afternoon, a bad pitch resulted in a fumble that was recovered by Tulane's junior defensive tackle Taniel Smart. However, the Green Wave could not capitalize on the miscue, though, as redshirt-senior kicker Trevor Simms missed his second-career field goal attempt.

On the ensuing drive, Georgia Tech scored again to go up 14-0. Backed up in their own territory, the Green Wave had a punt blocked for the first time since the two teams met last season that eventually led to another Yellow Jacket touchdown.

Things picked up midway through the second quarter, as redshirt-sophomore quarterback Tanner Lee converted on a 20-yard strike to sophomore tight end Trey Scott on third down to extend a drive before finding junior receiver Devon Breaux for a 44-yard touchdown pass to cut the score to 21-7.

Georgia Tech answered quickly and reclaimed their 21-point lead after capitalizing on a short punt with a few minutes remaining in the second quarter when quarterback Justin Thomas found Searcy for a 17-yard touchdown pass before intermission.

Georgia Tech piled on the points in the third quarter, as they scored 16 on two touchdowns and a safety. In the fourth quarter, Lee and the offense orchestrated a 16-play drive for 65 yards that netted the Green Wave a 37-yard field goal by sophomore kicker Andrew DiRocco. The Yellow Jackets scored 14 unanswered points to close out the contest.

Lee finished the game with 165 yards through the air on 14-of-30 passing. He threw one touchdown and was picked off once. On the ground, redshirt-junior Lazedrick Thompson paced the Green Wave with 74 yards on 13 attempts.

Breaux led the receiving corps for the second-straight week in receptions (4) and yards (87). His 44-yard scoring grab in the second quarter marked the second straight week he and Lee connected on a 40+ yard scoring strike. Last week at Yulman Stadium against Duke, the duo hooked up for a 76-yard touchdown.

On the defensive side of the ball, three players tied for the team lead with seven tackles apiece. Smart, who gobbled up the aforementioned fumble, notched a career-best seven stops (5 solo, 2 assists), while redshirt-freshman safety Donnie Lewis (7 solo) matched a career high. Redshirt-sophomore linebacker Jarrod Franklin (5 solo, 2 assists) also had seven tackles on the day, while leading the team in tackles for loss with two and one sack.

Score by Quarters	1	2	3	4	Total
Tulane	0	7	0	3	10
Georgia Tech	7	21	16	21	65

Qtr	Time	Scoring play
1st	09:58	GT - Searcy, Q. 13 yd run (Butker, H. kick), 6-35 3:00
2nd	12:46	GT - Skov, P. 6 yd run (Butker, H. kick), 11-70 6:50
	10:29	GT - Thomas, J. 4 yd run (Butker, H. kick), 3-10 1:21
	07:02	TLN - BREAUX, Devon 44 yd pass from LEE, Tanner (DIROCCO, Andrew kick), 7-91 3:20
	01:01	GT - Searcy, Q. 17 yd pass from Thomas, J. (Butker, H. kick), 4-38 0:36
3rd	12:58	GT - Lynch, C. 45 yd run (Butker, H. kick), 4-75 2:02
	11:28	GT - TEAM safety
	08:38	GT - Summers, M. 30 yd pass from Thomas, J. (Butker, H. kick), 5-63 2:42
4th	14:51	GT - Marshall, T. 35 yd pass from Jordan, M. (Butker, H. kick), 9-91 4:38
	08:25	TLN - DIROCCO, Andrew 27 yd field goal, 16-65 6:26
	08:15	GT - Jordan, M. 65 yd run (Butker, H. kick), 1-65 0:10
	07:27	GT - Allen, M. 17 yd run (Butker, H. kick), 2-20 0:42

	TLN	GT
<b>FIRST DOWNS</b>	18	28
<b>RUSHES-YARDS (NET)</b>	33-71	56-439
<b>PASSING YDS (NET)</b>	177	132
Passes Att-Comp-Int	33-15-1	10-8-0
<b>TOTAL OFFENSE PLAYS-YARDS</b>	66-248	66-571
Fumble Returns-Yards	0-0	0-0
Punt Returns-Yards	0-0	2-61
Kickoff Returns-Yards	5-112	1-34
Interception Returns-Yards	0-0	1-0
Punts (Number-Avg)	5-27.4	1-36.0
Fumbles-Lost	2-1	1-1
Penalties-Yards	4-34	2-24
Possession Time	26:05	33:55
Third-Down Conversions	6 of 15	6 of 9
Fourth-Down Conversions	0 of 2	2 of 2
Red-Zone Scores-Chances	1-1	5-5
Sacks By: Number-Yards	1-8	3-15

**RUSHING:** Tulane-THOMPSON, Lazedrick 13-74; KELLEY, Rob 4-22; HILLIARD, Dontrell 9-19; BADIE, Sherman 2-2; ROUNDS, Josh 1-minus 5; LEE, Tanner 3-minus 15; TEAM 1-minus 26. Georgia Tech-Jordan, M. 3-72; Thomas, J. 10-71; Skov, P. 11-50; Swilling, B. 6-49; Lynch, C. 1-45; Marshall, M. 6-37; Snoddy, B. 4-35; Searcy, Q. 6-35; Allen, M. 2-20; Willis, I. 1-13; Marshall, T. 2-10; Braswell, R. 3-5; Hinjosa, R. 1-minus 3.

**PASSING:** Tulane-LEE, Tanner 14-30-1-165; POWELL, Devin 1-3-0-12. Georgia Tech-Thomas, J. 7-9-0-97; Jordan, M. 1-1-0-35.

**RECEIVING:** Tulane-BREAUX, Devon 4-87; BADIE, Sherman 3-18; SCOTT, Trey 2-29; VEAL, Teddy 2-22; KELLEY, Rob 2-minus 3; JONES, Charles 1-12; HILLIARD, Dontrell 1-12. Georgia Tech-Summers, M. 3-45; Marshall, T. 1-35; Searcy, Q. 1-17; Marshall, M. 1-16; Stewart, B. 1-13; Jeune, R. 1-6.



## 2015 GAME RECAPS

### Game 3 • Tulane 38 vs. Maine 7 Yulman Stadium • New Orleans, La. Sept. 19, 2015 • 21,114 Attendance

Tulane's offense came alive on Saturday night at Yulman Stadium against Maine, as the Green Wave racked up 497 yards -- including 292 on the ground -- on their way to a convincing 38-7 victory over the Black Bears.

Three Tulane (1-2) running backs totaled four touchdowns, as redshirt-junior Lazedrick Thompson and redshirt-sophomore Sherman Badie scored one each while sophomore Dontrell Hilliard scored twice on the evening against the Maine (0-2) defense.

The Black Bears kicked off the scoring with a touchdown on the game's opening drive, marching 75 yards on seven plays. Tulane got on the board on the ensuing possession when sophomore kicker Andrew DiRocco nailed a 23-yard field goal.

While the Black Bears led after the first quarter by a score of 7-3, Tulane quickly turned things around at the beginning of the second stanza when the offense mastered an 80-yard drive that was capped off on a one-yard scoring plunge by Thompson for Tulane's first rushing touchdown of the season.

Badie got in on the action midway through the second quarter when he broke off a 56-yard touchdown run, marking his fourth-career run of 50 yards or more. The Green Wave weren't done scoring, though, as redshirt-sophomore quarterback Tanner Lee found sophomore Teddy Veal in the end zone for a 39-yard touchdown throw to give Tulane a 24-7 lead at the break.

In the third quarter, Hilliard finished Tulane's second 90-plus yard drive on the night with a five-yard rushing touchdown, putting the Green Wave up 31-7. Later in the period, Hilliard topped his first score with a career-long 85-yard touchdown romp that tied for the ninth-longest rushing play in Tulane history.

Tulane forced two turnovers in the fourth quarter, as senior safety Darion Monroe and freshman cornerback Dedrick Shy each recorded an interception. Defensively, the Green Wave held Maine to 296 yards on the night, including just 93 yards on the ground.

Sophomore linebacker Zachery Harris led the way with seven tackles (5 solo, 2 assists). Junior linebacker Nico Marley notched two tackles for a loss, while senior defensive end Royce LaFrance, junior defensive tackle Tanzel Smart, redshirt-sophomore defensive end Ade Aruna, redshirt-senior defensive tackle Corey Redwine and redshirt-sophomore defensive end Luke Jackson all recorded one tackle for loss apiece.

Lee finished the night with 277 yards on 16-of-27 passing. Badie totaled 118 yards on five receptions -- both career highs -- to pace the squad. Veal also nabbed five passes for 94 yards and a touchdown.

On the ground, Hilliard led the team with 117 yards rushing on eight carries, while Thompson's 13 carries were a team-high on the evening. Thompson notched 46 yards. Badie added 71 yards on the ground on six carries and also added 118 receiving yards on five receptions.

Score by Quarters	1	2	3	4	Total
MAINE	7	0	0	0	7
Tulane	3	21	14	0	38

Qtr	Time	Scoring play
1st	11:56	MAINE - Dan Collins 5 yd run (Sean Decloux kick), 7-75 3:04
	07:53	TLN - DiROCCO, Andrew 23 yd field goal, 11-69 4:03
2nd	11:55	TLN - THOMPSON, Lazedrick 1 yd run (DiROCCO, Andrew kick), 14-80 7:23
	07:38	TLN - BADIE, Sherman 56 yd run (DiROCCO, Andrew kick), 6-90 1:33
	05:11	TLN - VEAL, Teddy 39 yd pass from LEE, Tanner (DiROCCO, Andrew kick), 3-52 1:04
3rd	07:05	TLN - HILLIARD, Dontrell 5 yd run (DiROCCO, Andrew kick), 12-94 4:45
	01:29	TLN - HILLIARD, Dontrell 85 yd run (DiROCCO, Andrew kick), 1-85 0:14

	MAINE	TLN
FIRST DOWNS	16	20
RUSHES-YARDS (NET)	33-93	42-205
PASSING YDS (NET)	203	292
Passes Att-Comp-Int	38-18-2	31-18-1
TOTAL OFFENSE PLAYS-YARDS	71-296	73-497
Fumble Returns-Yards	0-0	0-0
Punt Returns-Yards	1-0	3-10
Kickoff Returns-Yards	4-104	1-23
Interception Returns-Yards	1-0	2-45
Punts (Number-Avg)	7-46.3	5-46.8
Fumbles-Lost	3-0	1-1
Penalties-Yards	5-36	7-65
Possession Time	28:31	31:29
Third-Down Conversions	3 of 15	10 of 17
Fourth-Down Conversions	1 of 4	0 of 0
Red-Zone Scores-Chances	1-2	3-3
Sacks By: Number-Yards	3-24	0-0

RUSHING: MAINE-Nigel Beckford 13-58; Drew Belcher 6-26; Dan Collins 10-7; Darian Davis-Ra 3-5; TEAM 1-minus 3. Tulane-HILLIARD, Dontrell 8-117; BADIE, Sherman 6-71; THOMPSON, Lazedrick 13-46; ROUNDS, Josh 5-11; KELLEY, Rob 3-6; GLENN, Devin 2-3; LEE, Tanner 3-minus 24; TEAM 2-minus 25.

PASSING: MAINE-Dan Collins 11-25-2-131; Drew Belcher 7-13-0-72. Tulane-LEE, Tanner 16-27-0-277; JOSEPH, Jordy 1-3-1-0; POWELL, Devin 1-1-0-15.

RECEIVING: MAINE-Micah Wright 8-107; Jordan Dunn 3-24; Justin Flores 2-23; Nigel Beckford 2-15; John Hardy 1-25; Jared Osumah 1-9; Sacoy Malone 1-0. Tulane-BADIE, Sherman 5-118; VEAL, Teddy 5-94; HILLIARD, Dontrell 3-35; PRESTON, Rickey 2-16; ROUNDS, Josh 1-15; JONES, Charles 1-14; GLENN, Devin 1-0.

### Game 4 • Tulane 45 vs. UCF 31 Yulman Stadium • New Orleans, La. Oct. 3, 2015 • 20,024 Attendance

In a balanced attack on both sides of the ball for Tulane on Saturday, the Green Wave defense forced five turnovers, and the offense turned the miscues into 28 points and cruised to a 45-31 victory over UCF in the American Athletic Conference opener for both teams at Yulman Stadium.

Tulane's (2-2, 1-0 The American) defense made it tough for UCF (0-5, 0-1 The American) on the afternoon, as the Green Wave defenders forced 12.0 tackles for loss, including 7.0 sacks, and grabbed a pair of fumbles and snagged three interceptions.

Among the great moments of the day, perhaps the biggest milestone came in the fourth quarter when sophomore deep snapper Aaron Golub made his first career appearance, snapping on the PAT following the Green Wave's final touchdown of the day. Golub became the first legally blind player to play in a Football Bowl Subdivision game.

The Knights struck first midway through the opening stanza when quarterback Bo Schneider found Jordan Franks on an eight-yard touchdown connection shortly after a botched punt by the Green Wave.

The Green Wave bounced back with a long drive, extended by a fake punt that saw junior running back Marshall Wadleigh ramble 24-yards and picked up a key first down. Redshirt-sophomore quarterback Tanner Lee capped off the 10-play, 90-yard drive with a two-yard toss to redshirt-freshman tight end Kendall Ardoin for his first-career touchdown reception to tie the contest at seven apiece.

After a lull in the action early in the second quarter, Tulane was able to take a lead with just under five minutes remaining before half when sophomore kicker Andrew DiRocco connected on 23-yard field goal.

However, the Green Wave were not done. Tulane managed two quick touchdowns before the end of the half. UCF receiver Chris Johnson was on his way to the end zone after breaking through the secondary on a slant, but redshirt-sophomore cornerback Parry Nickerson caught up to him and forced a fumble that was recovered in mid-air by junior cornerback Richard Allen, who returned the carom 36 yards.

On the ensuing play, Lee found sophomore receiver Teddy Veal on a 49-yard touchdown strike, giving Tulane their first points off a turnover on the season. True freshman safety Roderic Teamer picked up his first-career interception on the next drive, and that allowed the Green Wave to put together a four-play, 30-yard drive that wrapped up in a four-yard touchdown run by redshirt-sophomore running back Sherman Badie, putting Tulane up 24-7.

The Knights kicked a 34-yard field goal in the waning moments before the half to make the score 24-10 at intermission.

In the third quarter, senior defensive end Royce LaFrance recorded 3.0 sacks in a four-play stanza, while forcing a fumble on his final one of the day that was scooped up by senior defensive tackle Corey Redwine, who had a sack of his own on the day. Lee then found redshirt-junior wide receiver Devon Breaux for an eight-yard touchdown to give the Green Wave a 31-10 lead. Sophomore linebacker Rae Juan Marley got in on the takeaway party, picking up an interception on UCF's ensuing drive off a tipped pass that led to a four-yard touchdown pass from Lee to redshirt-senior fullback Rob Kelley.

Tulane's final score came on a 17-yard touchdown reception by freshman wide receiver Rickey Preston from redshirt-junior quarterback Devin Powell in the fourth. The Knights tallied three touchdowns in the fourth quarter.

Score by Quarters	1	2	3	4	Total
UCF	7	3	0	21	31
Tulane	7	17	14	7	45

Qtr	Time	Scoring play
1st	07:27	UCF - FRANKS, Jordan 8 yd pass from SCHNEIDER, Bo (WRIGHT, Matthew kick), 4-18 1:42
	01:32	TLN - ARDOIN, Kendall 2 yd pass from LEE, Tanner (DiROCCO, Andrew kick), 10-91 5:49
2nd	04:54	TLN - DiROCCO, Andrew 23 yd field goal, 10-53 2:47
	04:20	TLN - VEAL, Teddy 49 yd pass from LEE, Tanner (DiROCCO, Andrew kick), 1-49 0:11
	02:22	TLN - BADIE, Sherman 4 yd run (DiROCCO, Andrew kick), 4-30 1:43
	00:05	UCF - WRIGHT, Matthew 34 yd field goal, 12-58 2:17
3rd	05:50	TLN - BREAUX, Devon 8 yd pass from LEE, Tanner (DiROCCO, Andrew kick), 2-10 0:44
	04:52	TLN - KELLEY, Rob 4 yd pass from LEE, Tanner (DiROCCO, Andrew kick), 2-3 0:46
4th	10:49	UCF - WILSON, D'erren 14 yd pass from HARRIS, Tyler (WRIGHT, Matthew kick), 4-57 0:58
	08:20	TLN - PRESTON, Rickey 17 yd pass from POWELL, Devin (DiROCCO, Andrew kick), 6-75 2:29
	06:33	UCF - WILSON, D'erren 24 yd pass from HARRIS, Tyler (WRIGHT, Matthew kick), 6-70 1:40
	02:57	UCF - WILSON, D'erren 13 yd pass from HARRIS, Tyler (WRIGHT, Matthew kick), 6-32 1:31

	UCF	TLN
FIRST DOWNS	20	17
RUSHES-YARDS (NET)	22--35	44-170
PASSING YDS (NET)	392	225
Passes Att-Comp-Int	52-30-3	29-17-0
TOTAL OFFENSE PLAYS-YARDS	74-357	73-395
Fumble Returns-Yards	0-0	1-36
Punt Returns-Yards	2-3	0-0
Kickoff Returns-Yards	6-146	1-19
Interception Returns-Yards	0-0	3-46
Punts (Number-Avg)	5-38.2	7-27.4
Fumbles-Lost	2-2	3-1
Penalties-Yards	7-65	7-67
Possession Time	26:12	33:48
Third-Down Conversions	6 of 15	4 of 14
Fourth-Down Conversions	1 of 2	1 of 2
Red-Zone Scores-Chances	4-5	6-6
Sacks By: Number-Yards	1-11	7-52

RUSHING: UCF-MCGOWAN, Taj 9-11; JONES, C.J. 4-0; THOMPSON, C. 1-0; HARRIS, Tyler 1-minus 9; SCHNEIDER, Bo 7-minus 37. Tulane-ROUNDS, Josh 14-93; KELLEY, Rob 11-35; BADIE, Sherman 5-26; WADLEIGH, Marshall 1-24; HILLIARD, Dontrell 7-15; THOMPSON, Lazedrick 1-1; TEAM 3-minus 3; PICERELLI, Peter 1-minus 10; LEE, Tanner 1-minus 11.

PASSING: UCF-SCHNEIDER, Bo 20-37-3-236; HARRIS, Tyler 10-15-0-156. Tulane-LEE, Tanner 15-26-0-190; POWELL, Devin 2-3-0-35.

RECEIVING: UCF-WILSON, D'erren 7-114; FRANKS, Jordan 7-93; JOHNSON, Chris 6-113; JONES, C.J. 3-19; STEWART, Cam 3-16; MCGOWAN, Taj 1-18; SMITH, Tre/Quan 1-15; BLOOM, Cal 1-5; THOMPSON, C. 1-minus 1 Tulane-VEAL, Teddy 5-80; BREAUX, Devon 3-61; PRESTON, Rickey 2-30; HICKS, Andrew 1-18; DACE, Larry 1-15; SCOTT, Trey 1-9; KELLEY, Rob 1-4; BADIE, Sherman 1-4; ARDOIN, Kendall 1-2; HILLIARD, Dontrell 1-2.

## 2015 Tulane Green Wave Football Game Notes



## 2015 GAME RECAPS

### Game 5 • Tulane 10 at Temple 49 Lincoln Financial Field • Philadelphia, Penn. Oct. 10, 2015 • 35,179 Attendance

Tulane's football team came out of the gates hot, taking a 10-7 lead early in the second quarter at Lincoln Financial Field against American Athletic Conference foe Temple, but the Green Wave did not reach pay dirt again, as they fell to the Owls, 49-10 on Saturday afternoon.

Tulane's offense only mustered 110 yards and eight first downs, while Temple corralled two Green Wave miscues in the second half on the way to their fifth-straight victory.

Tulane's defense picked up right where it left off from last week, as freshman safety Roderic Teamer forced a fumble on the Owls' opening drive that was recovered by senior safety Darion Monroe to break the school record. That play led to a 27-yard field goal by sophomore kicker Andrew DiRocco for the first score of the contest.

Shortly before the end of the opening stanza, Temple put together a six-play, 80 yard drive that was aided by Tulane penalties before reaching the end zone on a 22-yard touchdown pass from P.J. Walker to Robby Anderson.

At the beginning of the second quarter, freshman punter Zachary Block sent a booming punt deep into Temple territory that was touched by an Owl, leading to a recovery by the Green Wave. Tulane marched the remaining 26 yards, capping off the drive with a seven-yard touchdown pass from redshirt-sophomore quarterback Tanner Lee to sophomore receiver Teddy Veal.

Temple matched that score with one of their own to regain the lead on the next drive. The Owls compiled a 90-yard drive that saw Jahad Thomas score on a 10-yard rush. Thomas was not done in the quarter, though, as a dropped punt by the Green Wave allowed Temple to begin a drive at the Tulane 12-yard line. Thomas reached the end zone once again, this time on a 16-yard touchdown pass from Thomas, giving the Owls a 21-10 lead.

In the second half, the Green Wave turned the ball over twice, while Temple scored 28 unanswered points.

Lee finished the game 16-of-29 for 95 yards, one touchdown and two interceptions. Veal paced the team in receptions with six for 43 yards and the lone touchdown on the afternoon. On the ground, redshirt-senior Rob Kelley led the way with 36 yards on eight carries.

Score by Quarters	1	2	3	4	Total
Tulane	3	7	0	0	10
Temple	7	14	21	7	49

Qtr	Time	Scoring play
1st	09:07	TLN - DIROCCO, Andrew 27 yd field goal, 9-19 4:32
	00:55	TEM - ANDERSON, Robby 22 yd pass from WALKER, P.J. (JONES, Austin kick), 6-80 1:44
2nd	13:23	TLN - VEAL, Teddy 7 yd pass from LEE, Tanner (DIROCCO, Andrew kick), 4-26 1:23
	09:30	TEM - THOMAS, Jahad 10 yd run (JONES, Austin kick), 7-90 3:49
	04:55	TEM - THOMAS, Jahad 16 yd pass from WALKER, P.J. (JONES, Austin kick), 2-12 0:47
3rd	06:42	TEM - ARMSTEAD, R. 16 yd run (JONES, Austin kick), 6-70 2:26
	05:34	TEM - CHANDLER, Sean 22 yd interception return (JONES, Austin kick)
	03:57	TEM - ARMSTEAD, R. 16 yd run (JONES, Austin kick), 2-15 0:43
4th	11:01	TEM - HOOD, David 10 yd pass from NUTILE, Frank (JONES, Austin kick), 12-54 6:28

	TLN	TEM
FIRST DOWNS	8	23
RUSHES-YARDS (NET)	27-8	46-122
PASSING YDS (NET)	102	223
Passes Att-Comp-Int	30-17-2	18-14-0
TOTAL OFFENSE PLAYS-YARDS	57-110	64-345
Fumble Returns-Yards	0-0	0-0
Punt Returns-Yards	0-0	2-3
Kickoff Returns-Yards	6-77	1-6
Interception Returns-Yards	0-0	2-35
Punts (Number-Avg)	8-36.5	3-44.0
Fumbles-Lost	5-0	6-2
Penalties-Yards	9-102	7-55
Possession Time	25:42	34:18
Third-Down Conversions	2 of 15	7 of 14
Fourth-Down Conversions	0 of 1	2 of 3
Red-Zone Scores-Chances	2-2	5-6
Sacks By: Number-Yards	2-12	4-27

RUSHING: Tulane-KELLEY, Rob 8-34; HILLIARD, Dontrell 4-18; BADIE, Sherman 6-9; WADLEIGH, Marshall 1-2; POWELL, Devin 1-0; TEAM 1-minus 3; BLOCK, Zachary 1-minus 10; LEE, Tanner 5-minus 43; VEAL, Teddy 0-1. Temple-THOMAS, Jahad 14-54; HOOD, David 16-47; ARMSTEAD, R. 6-34; PATTON, Kip 1-19; SHIPPEN, Brandon 1-minus 1; DIGIORGIO, Tim 1-minus 3; NUTILE, Frank 1-minus 4; WALKER, P.J. 6-minus 24.

PASSING: Tulane-LEE, Tanner 16-29-2-95; POWELL, Devin 1-1-0-7. Temple-WALKER, P.J. 11-15-0-183; NUTILE, Frank 3-0-40.

RECEIVING: Tulane-VEAL, Teddy 6-43; BREAU, Devon 4-28; SCOTT, Trey 2-10; JONES, Charles 2-2; DACE, Larry 1-8; BADIE, Sherman 1-7; HILLIARD, Dontrell 1-4. Temple-ANDERSON, Robby 4-73; BRYANT, Ventell 3-22; THOMAS, Jahad 2-24; PATTON, Kip 1-43; MAJOR, Saledeem 1-21; BENJAMIN, Samuel 1-19; EATON, Matt 1-11; HOOD, David 1-10.

### Game 6 • Tulane 7 vs. Houston 42 Yulman Stadium • New Orleans, La. Oct. 16, 2015 • 21,522 Attendance

Tulane's football squad could not stop No. 24 Houston's high-powered offense on Friday night, as the Green Wave fell to the Cougars, 42-7, at Yulman Stadium.

Tulane (2-4, 1-2 The American) allowed 461 yards of offense on the evening to the nationally-ranked Cougars (6-0, 3-0 The American). Offensively, the Green Wave posted 262 yards with redshirt-junior Devin Powell and redshirt-senior Jordy Joseph under center.

Houston didn't wait long to get on the board, as they scored on their first offensive play after a stalled Tulane drive. Cougars' quarterback Greg Ward Jr. found receiver Chance Allen on a 49-yard touchdown pass for a quick 7-0 lead. Houston tacked on another score on a drive that began in the final moments of the opening stanza before bleeding over into the second quarter. An eight-play, 43-yard drive was capped off by a Ward Jr. 12-yard rush.

Tulane sliced the lead in half with their second fake punt in three games. In a fourth-and-10 situation at the Houston 46-yard line, redshirt-senior running back Rob Kelley took a direct snap in punt formation before rumbling for a 43-yard gain. On the very next play, sophomore running back Dontrell Hilliard punched the ball in on a three-yard carry.

The Cougars answered on the ensuing drive, marching 69 yards on seven plays before Ward Jr. recorded his second rushing touchdown on the evening. Tulane nearly stopped Houston from scoring again before the end of the half as junior linebacker Eric Thomas came up with a fumble recovery, but the play was negated on a defensive off-sides call. On the next play, the Cougars' Demarcus Ayers scored on a 15-yard end-around to put the game at 28-7.

Shortly before the close of the opening half, Houston threatened once again, but junior linebacker Nico Marley picked off a Ward Jr. pass.

Houston scored twice in the third quarter, including on a 73-yard punt return by Ayers.

Powell, who got the start at quarterback, finished the game with 88 yards passing on 11-of-28 attempts. Joseph was 3-for-5 with 62 yards, all of which came in the fourth quarter. Sophomore wide receiver Teddy Veal paced the wideouts with four catches for 31 yards while redshirt-junior Devon Breau went for a team-high 88 yards on three receptions.

On the ground, sophomore Dontrell Hilliard gained 53 yards on 11 carries, while Kelley posted 52 yards on eight carries.

Defensively, Thomas totaled 11 tackles (7 solo, 4 assists), including 1.5 for a loss, to lead the Green Wave. Senior safety Darion Monroe posted 10 stops (7 solo, 3 assists).

Score by Quarters	1	2	3	4	Total
HOU	7	21	14	0	42
Tulane	0	7	0	0	7

Qtr	Time	Scoring play
1st	12:36	HOU - ALLEN, Chance 49 yd pass from WARD Jr., Greg (CUMMINGS, Ty kick), 1-49 0:09
2nd	14:52	HOU - WARD Jr., Greg 12 yd run (CUMMINGS, Ty kick), 8-43 2:05
	10:31	TLN - HILLIARD, Dontrell 3 yd run (DIROCCO, Andrew kick), 12-75 4:21
	08:20	HOU - WARD Jr., Greg 5 yd run (CUMMINGS, Ty kick), 7-69 2:05
	01:46	HOU - AYERS, Demarcus 15 yd run (CUMMINGS, Ty kick), 5-90 1:40
3rd	06:09	HOU - WARD Jr., Greg 2 yd run (CUMMINGS, Ty kick), 8-58 3:07
	00:10	HOU - AYERS, Demarcus 73 yd punt return (CUMMINGS, Ty kick)

	HOU	TLN
FIRST DOWNS	24	11
RUSHES-YARDS (NET)	47-239	32-112
PASSING YDS (NET)	222	150
Passes Att-Comp-Int	25-17-1	33-14-0
TOTAL OFFENSE PLAYS-YARDS	72-461	65-262
Fumble Returns-Yards	0-0	0-0
Punt Returns-Yards	8-175	0-0
Kickoff Returns-Yards	1-31	5-99
Interception Returns-Yards	0-0	1-7
Punts (Number-Avg)	6-39.3	11-41.9
Fumbles-Lost	1-0	0-0
Penalties-Yards	10-99	12-133
Possession Time	31:48	28:12
Third-Down Conversions	7 of 15	4 of 17
Fourth-Down Conversions	1 of 1	1 of 2
Red-Zone Scores-Chances	4-5	1-2
Sacks By: Number-Yards	2-25	2-15

RUSHING: HOU-FARROW, Kenneth 14-77; WARD Jr., Greg 14-77; KOKUMA, Kaliq 5-43; JACKSON, Ryan 8-34; POSTMA, Kyle 2-20; AYERS, Demarcus 2-15; Team 2-minus 27. Tulane-HILLIARD, Dontrell 11-53; KELLEY, Rob 8-52; BADIE, Sherman 7-25; ROUNDS, Josh 2-minus 1; JOSEPH, Jordy 1-minus 7; POWELL, Devin 3-minus 10.

PASSING: HOU-WARD Jr., Greg 17-25-1-222. Tulane-POWELL, Devin 11-28-0-88; JOSEPH, Jordy 3-5-0-62.

RECEIVING: HOU-AYERS, Demarcus 6-93; DUNBAR, Steven 4-40; ALLEN, Chance 3-69; DANIELS, Hayden 1-14; POSTMA, Kyle 1-4; JACKSON, Ryan 1-2; FARROW, Kenneth 1-0. Tulane-VEAL, Teddy 4-31; BREAU, Devon 3-88; BADIE, Sherman 2-2; DACE, Larry 1-7; SCOTT, Trey 1-6; JONES, Charles 1-6; GLENN, Devin 1-5; ARDOIN, Kendall 1-5.



## 2015 GAME RECAPS

### Game 7 • Tulane 14 at Navy 31

*Navy-Marine Corps Memorial Stadium • Annapolis, Md.*

*Oct. 24, 2015 • 32,033 Attendance*

Playing the third-best rushing offenses in the nation, Tulane's football squad held tight for two-and-a-half quarters against Navy at Navy-Marine Corps Memorial Stadium on Saturday afternoon, but the Green Wave couldn't hold on as they fell to the Midshipmen, 31-14.

Facing the triple-option offense for the second time on the season, Tulane held the Midshipmen in check during the first half of action. Navy only managed to rush for 44 yards after the first two quarters, marking the first time since 2013 that they failed to reach the century mark in the opening quarter.

Tulane held Navy to 133 yards rushing, well short of their 335.4 rushing yards per game average they brought into the game. In the end, it did not matter, as Navy scored 24-straight points.

The Green Wave were pinned deep in their territory on the game's opening drive before punting to the Midshipmen. On the ensuing drive, Navy chipped away at the Tulane defense on their way to a five-yard rushing touchdown by quarterback Keenan Reynolds after a 13-play drive.

Tulane answered with a solid drive in the opening portion of the second quarter. Redshirt-sophomore quarterback Tanner Lee connected with sophomore receiver Teddy Veal on passes of 26 and 15 yards before sophomore running back Dontrell Hilliard punched it in from 19 yards out to tie the game at seven. The drive lasted seven plays and encompassed 60 yards.

Navy marched towards Tulane's end zone on the next drive, getting as close as three yards out. But three-straight tackles for loss by redshirt-sophomore cornerback Parry Nickerson, redshirt-senior defensive tackle Corey Redwine and junior linebacker Nico Marley, respectively, forced the Midshipmen to settle for a 25-yard field goal.

After both teams battled for field position throughout the first half of the third quarter, Navy extended their lead to 17-7 after putting together a seven-play, 66-yard drive that was capped off by a nine-yard rushing touchdown by the Midshipmen's Quentin Ezell.

Tulane nearly answered with a 13-play, 72-yard drive that bled into the beginning of the fourth quarter. But on the Navy two-yard line, the Midshipmen stripped Lee who was attempting to score on a quarterback keeper, killing Tulane's drive. Tulane's defense stopped Navy once again on the next drive, but the Green Wave threw an interception on the first play after regaining possession.

Reynolds added a second rushing touchdown with under four minutes left in the contest. After another Tulane fumble, Navy's backup quarterback Tago Smith found Calvin Cass, Jr., on a 24-yard touchdown strike for Navy's final points of the contest.

Redshirt-senior QB Jordy Joseph entered the game for Tulane's final drive, and he orchestrated a 10-play, 81-yard drive that culminated in his first-career touchdown pass, as he found sophomore tight end Charles Jones on a 13-yard toss.

Lee finished the game with 205 yards on 22-of-31 passing. Joseph went 5-of-7 for 58 yards. Hilliard paced the squad on the ground with 51 yards on nine carries. Veal led the receiving corps with six receptions for 59 yards. Defensively, the Green Wave posted 11.0 tackles for loss, marking the third time this season they've reached that plateau. Junior linebacker Eric Thomas totaled eight stops (5 solo, 3 assists) while Redwine added seven (6 solo, 1 assist). Junior linebacker Nico Marley, senior safety Darion Monroe and redshirt-junior defensive end Calvin Thomas led the way with 2.0 tackles for loss each.

Score by Quarters	1	2	3	4	Total
Tulane	0	7	0	7	14
Navy	7	3	7	14	31

#### Qtr Time Scoring play

1st	05:48	NAVY - REYNOLDS, K 5 yd run (GREBE, Austin kick), 13-42 6:44
2nd	10:43	TLN - HILLIARD, Dontrell 19 yd run (DIROCCO, Andrew kick), 7-60 3:27
	05:14	NAVY - GREBE, Austin 25 yd field goal, 12-67 5:29
3rd	05:23	NAVY - EZELL, Quentin 9 yd run (GREBE, Austin kick), 7-66 3:02
4th	03:38	NAVY - REYNOLDS, K 1 yd run (GREBE, Austin kick), 9-36 4:55
	02:46	NAVY - CASS Jr., C 24 yd pass from SMITH, Tago (GREBE, Austin kick), 2-23 0:37
	00:26	TLN - JONES, Charles 13 yd pass from JOSEPH, Jordy (DIROCCO, Andrew kick), 10-81 2:20

	TLN	NAVY
<b>FIRST DOWNS</b>	21	18
<b>RUSHES-YARDS (NET)</b>	27-123	54-133
<b>PASSING YDS (NET)</b>	263	158
Passes Att-Comp-Int	38-27-1	12-8-0
<b>TOTAL OFFENSE PLAYS-YARDS</b>	65-386	66-291
Fumble Returns-Yards	0-0	0-0
Punt Returns-Yards	1-0	2-9
Kickoff Returns-Yards	6-114	0-0
Interception Returns-Yards	0-0	1-0
Punts (Number-Avg)	3-31.7	4-36.5
Fumbles-Lost	2-2	0-0
Penalties-Yards	9-80	3-30
Possession Time	28:27	31:33
Third-Down Conversions	7 of 13	8 of 16
Fourth-Down Conversions	0 of 1	3 of 3
Red-Zone Scores-Chances	2-3	4-4
Sacks By: Number-Yards	4-34	2-10

**RUSHING:** Tulane-HILLIARD, Dontrell 9-51; ROUNDS, Josh 6-48; BADIE, Sherman 7-24; KELLEY, Rob 2-8; JOSEPH, Jordy 1-minus 3; LEE, Tanner 2-minus 5. Navy-REYNOLDS, K 23-38; SWAIN, Chris 12-31; SANDERS, D 5-20; CASS Jr., C 2-13; ROMINE, Dishan 2-11; EZELL, Quentin 3-11; WHITE, Shawn 4-5; BROWN, Demond 2-5; TEAM 1-minus 1.

**PASSING:** Tulane-LEE, Tanner 22-31-1-205; JOSEPH, Jordy 5-7-0-58. Navy-REYNOLDS, K 7-11-0-134; SMITH, Tago 1-1-0-24.

**RECEIVING:** Tulane-VEAL, Teddy 6-59; JONES, Charles 4-34; BADIE, Sherman 3-24; HILLIARD, Dontrell 3-24; PRESTON, Rickey 3-19; SCOTT, Trey 2-29; BREAU, Devon 2-27; DACE, Larry 2-23; ROUNDS, Josh 1-12; ARDOIN, Kendall 1-12. Navy-TILLMAN, Jamir 3-61; WILSON, Thomas 2-32; SANDERS, D 1-36; CASS Jr., C 1-24; SCOTT, Craig 1-5.

### Game 8 • Tulane at Memphis

*Liberty Bowl Memorial Stadium • Memphis, Tenn.*

*Oct. 31, 2015 • XXXXX Attendance*