

# REAL MEMPHIS FOOTBALL



**GAME 6**  
**OCT. 2, 2015**

**OLE MISS vs MEMPHIS**  
**LIBERTY BOWL MEMORIAL STADIUM**



# REAL MEMPHIS FOOTBALL

SATURDAY, OCT. 17  
11:00 AM CT/ABC

LIBERTY BOWL  
MEMPHIS, TENN.

Game 6

**MEMPHIS**  
#22 *Tigers* **5-0**  
2-0 THE AMERICAN



**OLE MISS**  
#12 *Rebels* **5-1**  
2-1 SEC

## LAST GAME

October 2, 2015 - Tampa, Fla.



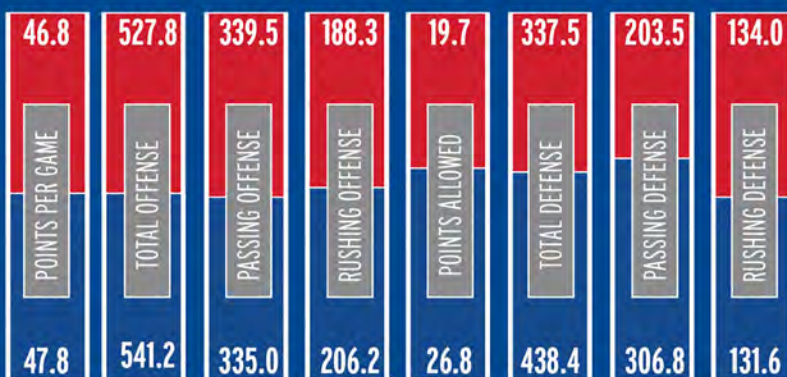
**24-17**

SERIES RECORD

**48-10-2**

OLE MISS MEMPHIS TIES

The Rebels lead series 25-7-2 in Memphis



## LAST GAME

October 10, 2015 - Oxford, Miss.



**52-3**

LAST MEETING

**24-3**

MEMPHIS FALLS AT OLE MISS  
September 27, 2014 - Oxford, Miss.

## STAT COMPARISON

### NCAA TOP 5 SCORING OFFENSES



MEMPHIS  
HAS SCORED  
239 POINTS  
IN 5 GAMES



SOPH. P *Nick Jacobs*

R-SOPH. P *Spencer Smith*

## BACK2BACK SPECIAL TEAMS PLAYER OF THE WEEK

SEPT 28 - SPENCER SMITH VS CINCINNATI  
52.7 punt average, 6 punts, 3 inside 20  
OCT 5 - NICK JACOBS VS USF  
6 punts, 6 inside 20, 3 inside 10



### NCAA TOP 10 NET PUNTING YARDS

## 12-GAME WINNING STREAK

OCT. 25, 2014	OCT. 31, 2014	NOV. 7, 2014	NOV. 15, 2014	NOV. 22, 2014	NOV. 29, 2014	DEC. 22, 2014	SEPT. 5, 2015	SEPT. 12, 2015	SEPT. 19, 2015	SEPT. 24, 2015	OCT. 2, 2015
W, 48-10 at SMU	W, 40-20 vs Tulsa	W, 16-13 at Temple	W, 38-7 at Tulane	W, 31-20 vs USF	W, 41-10 vs UConn	W, 55-48 vs BYU	W, 63-7 vs Missouri State	W, 55-23 at Kansas	W, 44-41 at Bowling Green	W, 53-46 vs Cincinnati	W, 24-17 at USF

LONGEST CURRENT FBS WIN STREAKS: 19 GAMES - OHIO STATE • 14 GAMES - TCU • 12 GAMES - MEMPHIS • 10 GAMES - MICHIGAN STATE • 8 GAMES - 3 TEAMS TIED



# Memphis FOOTBALL™

## OLE MISS REBELS (5-1, 2-1) VS MEMPHIS TIGERS (5-0, 2-0)

SATURDAY, OCT. 17 ▶ 11:00 AM (CT) ▶ LIBERTY BOWL MEMORIAL STADIUM ▶ MEMPHIS, TENN. ▶ ABC



### OLE MISS SUMMARY

2015 Overall Record.....	5-1
Southeastern Conference.....	2-1
Current Streak .....	Won 1
Last Result .....	Ole Miss 52, New Mexico St. 3
Head Coach .....	Hugh Freeze
Alma Mater.....	Southern Miss, 1992
Ole Miss Record.....	29-16 • 4 Seasons
Career Record .....	59-23 • 6 Seasons

### OLE MISS 2015 SCHEDULE

Sept. 5	UT Martin	W, 76-3
Sept. 12	Fresno State	W, 73-21
Sept. 19	^at No 2 Alabama	W, 43-37
Sept. 26	^Vanderbilt	W, 27-16
Oct. 3	^at No. 23 Florida	L, 38-10
Oct. 10	New Mexico State	W, 52-3
Oct. 17	at Memphis	11:00 a.m.
Oct. 24	^Texas A&M	TBA
Oct. 31	^at Auburn	TBA
Nov. 7	^Arkansas	TBA
Nov. 21	^LSU	TBA
Nov. 28	^at Mississippi State	TBA

^Denotes Southeastern Conference game.

### OLE MISS COMMUNICATIONS

Football Contact.....	Kyle Campbell
Cell Number.....	(662) 816-7544
Email Address .....	kyle@olemiss.edu
Secondary Contact .....	Joey Jones
Cell Number .....	(662) 816-7512
Email Address .....	joey@olemiss.edu
Twitter .....	@OleMissSports, @OleMissFB



### MEMPHIS SUMMARY

2015 Overall Record.....	5-0
American Athletic Conference .....	2-0
Current Streak .....	Won 12
Last Result .....	Memphis 24, USF 17
Head Coach .....	Justin Fuente
Alma Mater.....	Murray State, 1999
Career Record.....	22-20 (.524) • 4 Seasons

### MEMPHIS STORY LINES

- ▶ In his fourth season, UofM head coach **Justin Fuente** has turned around a program which was 5-31 in the three seasons prior to his arrival in 2012. — **Page 2**
- ▶ Memphis' win streak is now at 12 games, the third-longest win streak in FBS Football. — **Page 4**
- ▶ Ole Miss owns a 48-10-2 lead in its series with the Tigers, and has won the last six meetings. — **Page 5**
- ▶ Saturday's game will mark the first time Memphis has played a nationally-ranked opponent while also being nationally ranked. — **Page 5**
- ▶ The Tigers' 47.8 scoring average ranks fourth nationally. Memphis has 239 points through five games. — **Page 6**
- ▶ QB **Paxton Lynch** has passed for 300 yards or more in each of the last four games. — **Page 8**
- ▶ WR **Mose Frazier** can move onto Tigers' top-10 list for consecutive games with a catch on Saturday. — **Page 9**
- ▶ Memphis' four turnovers lost this season ranks among the fewest in FBS Football. — **Page 12**
- ▶ The Tigers have been one of the best teams in converting on third & fourth down in 2015. — **Page 12**
- ▶ This week's depth chart. — **Page 15**

## FOLLOW THE GAME

### TV: ABC

Play-by-Play.....	Tom Hart
Analyst .....	Andre Ware
Sideline.....	Laura Rutledge
Follow.....	@tom_hart, @lauramrutledge

### RADIO: MEMPHIS TIGERS NETWORK

Play-by-Play.....	Dave Woloshin
Analyst .....	Jarvis Greer
Sideline.....	Matt Dillon
Flagship:	AM 600 WREC Memphis
Affiliates:	WJAK-AM 1460 Jackson, Tenn.
	WJAK-FM 96.1 Jackson, Tenn.
	WNQM-AM 1300 Nashville, Tenn.
Online:	GoTigersGo.com All-Access

### TWITTER: #GoTigersGo #RealMemphisFootball

Official Account .....	@TigersAthletics
Updated News & In-Game Posts .....	@TigersMedia
More Football-Centric Posts .....	@MemphisFB

### AGGREGATOR: SOCIAL MEDIA CONTENT

Facebook .....	/MemphisTigers
Instagram .....	@MemphisAthletics
YouTube.....	/SIDMemphis

### CONTACT US: ATHLETICS COMMUNICATIONS

Football Contact.....	Ron Mears
Office Number .....	(901) 678-2397
Mobile Number .....	(832) 969-1310
Email Address .....	rmears@memphis.edu
Secondary FB Contact .....	Tammy DeGroff
Office Number .....	(901) 678-5787
Mobile Number .....	(901) 734-1504
Email Address .....	tdegroff@memphis.edu
Multi-Media .....	Gary Paczesny
Office Number .....	(901) 678-4640
Mobile Number .....	(574) 210-4962
Email Address .....	gpaczesny@memphis.edu
Follow:	@BigCat_Memphis
	@tdegroff
	@GaryPaczesny

## MEMPHIS TIGERS SCHEDULE & RESULTS (5-0, 2-0)

Date	Opponent	Location	Stadium	Broadcast	Time/Result	Opponent Season Notes/vs. Memphis Notes/Last Time Notes
Sept. 5	Missouri State	Memphis, Tenn.	Liberty Bowl Memorial Stadium	ESPN3	W, 63-7	Memphis amassed 519 yds total offense; 6 RBs accounted for 317 rushing yds
Sept. 12	at Kansas	Lawrence, Kan.	Kivisto Field at Memorial Stadium	ESPN3	W, 55-23	Tigers' 651 total yards 2nd-most in school history; QB Lynch passed for 354 yds
Sept. 19	at Bowling Green	Bowling Green, Ohio	Doyt Perry Stadium	ESPN3	W, 44-41	Memphis gave up 579 yards but held BGSU to no first downs on final 3 series
Sept. 24	*Cincinnati	Memphis, Tenn.	Liberty Bowl Memorial Stadium	ESPN	W, 53-46	Game featured 11 lead changes; Two teams combined for 1322 yards
Oct. 2	*at USF	Tampa, Fla.	Raymond James Stadium	ESPN2	W, 24-17	Memphis scored 24 unanswered points after spotting USF a 10-0 first-half lead
Oct. 17	Ole Miss	Memphis, Tenn.	Liberty Bowl Memorial Stadium	ABC	11:00 a.m.	Then, No. 10 Rebels held Memphis to 104 yards of total offense in 2014
Oct. 23	*at Tulsa	Tulsa, Okla.	H.A. Chapman Stadium	ESPN	7:00 p.m.	Jake Elliott booted 4 field goals in the Tigers' 40-20 win in 2014
Oct. 31	*Tulane	Memphis, Tenn.	Liberty Bowl Memorial Stadium	-	-	Tigers with five take-aways including 2 INTS returned for TDS in 2014 UofM win
Nov. 7	*Navy	Memphis, Tenn.	Liberty Bowl Memorial Stadium	-	-	Ahead of Veteran's Day, Tigers host Navy for first time in school history
Nov. 14	*at Houston	Houston, Texas	TDECU Stadium	-	-	Five turnovers play into lone conference loss in 2014
Nov. 21	*at Temple	Philadelphia, Pa.	Lincoln Financial Field	-	-	Jake Elliott's 31-yard FG as time expired made Tigers bowl eligible in 2014
Nov. 28	*SMU	Memphis, Tenn.	Liberty Bowl Memorial Stadium	-	-	Memphis with 500+ yards of offense in 2014; held SMU to 251 yards

\*Denotes American Athletic Conference game.

All game times listed are Central Time.



## NOTING JUSTIN FUENTE

### FUENTE AT A GLANCE

- **Born:** July 30, 1976 in Tulsa Okla.
- **Alma Mater:** Murray State, 1999
- **Playing Experience:**  
Two-year letterman at QB at Oklahoma (1996-97)  
Two-year letterman at QB at Murray State (1998-99)
- **Wife:** Jenny
- **Daughters:** Cecilia, Caroline & Charlotte

### COACHING EXPERIENCE

- 2012-** Head Coach, University of Memphis
- 2009-11** Co-Offensive Coord./QBs, TCU
- 2007-08** Assistant Coach/RBs, TCU
- 2004-06** Offensive Coord./QBs, Illinois State
- 2001-03** Assistant Coach/QBs, Illinois State

### MORE MISSIVES

- In June of 2015, *Athlon* ranked Justin Fuente No. 1 of 20 coaches under 40 ahead of the release of its pre-season publication.
- Fuente is one of just seven FBS head coaches who are under 40. Fuente, who turned 39 on July 30, ranks as the seventh-youngest coach in FBS. The only younger coaches are Western Michigan's P.J. Fleck (34), Troy's Neal Brown (35), Toledo's Matt Campbell (35), Texas Tech's Kliff Kingsbury (36), Boise State's Bryan Harsin (38) and USF's Willie Taggart (39).
- In August 2014, *CBSSports.com* ranked every FBS college football coach by playing career. Fuente, who was the OVC Player of the Year in 1999 as a senior at Murray State, ranked No. 18 on the list. Fuente was a starting quarterback at Oklahoma before transferring to Murray State for his final two collegiate seasons. He set 11 school records while playing for the Racers.

## MEMPHIS COACH JUSTIN FUENTE

With confetti swirling, the University of Memphis football program savored an American Athletic Conference championship to close out the 2014 regular season. Weeks later, the Tigers were back on a podium and celebrating another championship as Memphis defeated BYU 55-48 in double overtime to win the inaugural Miami Beach Bowl.

Memphis' first conference title in more than 40 years, along with the come-from-behind bowl victory, are certainly mile markers on the road the Tigers are traveling under Justin Fuente who is his fourth season as head coach in 2015.

Unquestionably, the Tigers have made momentous strides in Fuente's first three seasons. He inherited a program which had won just five combined games (2009-11) in the three years prior to his arrival.

When he was named the University's 23<sup>rd</sup> head football coach on Dec. 8, 2011, Fuente was not only charged with rebuilding Memphis' football program, but simultaneously having oversight in the program's step up in competition. In his second year, the Tigers began play in the American Athletic Conference.

The year following the transition to The American, Memphis celebrated a conference title inside Liberty Bowl Memorial Stadium. And the Tigers celebrated again in Miami as the team won for the 10<sup>th</sup> time during the season, equaling a school record for victories that was established in 1938.

Fuente's efforts in building the Memphis program did not go unnoticed. The Football Writers Association of America, in conjunction with the Allstate Sugar Bowl, named him one of eight finalists for the 2014 Eddie Robinson Award. He was also named the American Athletic Conference's 2014 Coach of the Year, a unanimous choice by his peers. The Tennessee Sports Writers Association recognized Fuente as its

College Football Coach of the Year.

Fuente's team also received a number of honors from the conference as Tank Jakes shared the league's Co-Defensive Player of the Year and Jake Elliott was named the Special Teams Player of the Year. The Tigers had six players named to the league's first team – offensive lineman Al Bond, tight end Alan Cross, defensive lineman Martin Ifedi and cornerback Bobby McCain along with Elliott and Jakes. An additional four players received second team honors.

In two years as the Tigers' starting quarterback Paxton Lynch, a member of Fuente's original signing class, has become only the third Memphis player to pass for over 5,000 yards in a career. The 35 touchdowns he was responsible for in 2014 shattered the previous school season record of 26.

Offensively, Memphis scored 471 points in 2014, shattering the old school record of 430 points set in 2004. Defensively, Memphis allowed just 19.5 points per game, which ranked 11th in FBS Football.

With a seven-game winning streak to conclude the 2014 season, Memphis ended the year with the fourth-longest win streak in FBS Football. Only national champion Ohio State, as well as New Year's Six Bowl winners Boise State and TCU, ended the year with longer win streaks.

Memphis closed out the 2014 season ranked in the top-25 of both the AP and *USA Today/Amway* Coaches Polls, a first for the program.

The University of Memphis' seven-win gain from 2013 to 2014 was the third-best improvement for FBS Football programs in 2014. The improvement also represented the ninth-best improvement ever by an FBS team. Going from one league win to seven, the Tigers had a six-win improvement in league play alone.



**<sup>PB</sup>Darrell Dickey**  
Asst. HC/Co-OC  
Running Backs



**Galen Scott**  
Defensive Coord.  
Linebackers



**<sup>PB</sup>Brad Cornelsen**  
Co-Offensive Coord.  
Quarterbacks



**<sup>PB</sup>Brent Guy**  
Safeties



**Ricky Hunley**  
Defensive Line



**Troy Reffett**  
Cornerbacks



**James Shibest**  
Special Teams  
Tight Ends



**Vance Vice**  
Offensive Line



**Holmon Wiggins**  
Wide Receivers

<sup>PB</sup> Denotes Located in Press Box on Game Day



Fuente's team continues to be built on four pillars – 1) Academic Integrity, 2) Social Responsibility, 3) Individual Accountability and 4) Competitive Excellence.

Going into the 2014 season, Memphis Football had recorded the highest grade point average in program history. The Tigers' 2014 roster included four college graduates and that total jumped to 12 degree-holding players who played in the 2014 Miami Beach Bowl. Another eight student-athletes earned their diplomas from the University of Memphis following the 2014 fall semester.

Senior linebacker Charles Harris was named to the Capital One Academic All-District 3 NCAA Division I Football Team to highlight the program's academic accomplishments.

Much of the groundwork for the University of Memphis program's current success was attained during Fuente's first two seasons as the Tigers' head coach.

Fuente knew the challenges the program would face when the team began play in The American. In his second season as head coach, the Tigers finished in the bottom half of the league standings in the new conference. It was well apparent the program was headed in the right direction.

In 2013, Memphis faced the third-toughest schedule among American Athletic Conference programs while playing seven opponents who advanced to bowl games. Games lost to bowl-bound opponents were decided by just eight points per game.

Memphis Football continued to make major strides in Year Two under Fuente.

Defensively, the Tigers were ranked No. 39 in total defense (370.7 ypg allowed) and No. 12 against the run (116.3 ypg allowed). Offensively, Paxton Lynch passed for over 2,000 yards, becoming just the second rookie in program history to do so. It was just the 10th time overall a quarterback has passed for over 2,000 yards in a season.

Memphis' special teams featured Ray Guy Award winner Tom Hornsey, who won the award annually presented to collegiate football's top punter, and Elliott, who was a semifinalist for the Lou Groza Award, which is presented to the nation's top place kicker.

Memphis had three players named to the All-American Athletic Conference Team – Elliott, Hornsey and Ifedi.

In Fuente's first season in 2012, the Tigers posted their best finish since 2008 and won more conference games than the previous three seasons combined. But Memphis' then new head coach began building the foundation months prior to his rookie season.

One of the first items Fuente put in place upon

being named the head football coach at the University of Memphis was "The Tiger Code." The code consists of three elements – 1) Fundamentally Sound, 2) Physically Fit and 3) Mentally Tough.

In addition to instilling the Tiger Code and installing a new off-season conditioning program, Fuente selected 10 student-athletes to form his first leadership council. The group best exemplified being student-athletes and living by the Tiger Code. During Fuente's first season, the group of leaders served as a conduit between the coaching staff and the team.

While breeding a new culture within the program, Fuente shared his vision for Memphis Football as a speaker for a variety of civic groups while also making the rounds on television morning shows and the area's talk radio circuit. He and his staff conducted the school's first Women's Clinic in an effort to educate female fans as well as building the program's fan base.

Fuente previously served five seasons on Gary Patterson's staff at TCU from 2007-11. Fuente joined the TCU football coaching staff in February of 2007 as running backs coach and was promoted to co-offensive coordinator in February of 2009. As part of his promotion, he moved to coaching the Horned Frogs quarterbacks.

A native of Tulsa, Okla., the dynamic play-caller helped guide TCU's program to consecutive BCS bowl game appearances with a 2011 Rose Bowl victory over No. 5-ranked Wisconsin that followed an appearance in the 2010 Fiesta Bowl. From 2008-10, TCU was the only program in the country that finished in the top-10 in both the Associated Press and USA Today polls all three campaigns.

In Fuente's three seasons as offensive coordinator, TCU set single-season school records for touchdowns, points scored and first downs, while also ranking among the nation's most productive offensive units. From 2009-11, the Horned Frogs won 36 of 39 contests, including a 24-game win streak in the Mountain West Conference (MWC).

Fuente made the move to TCU after spending six seasons as quarterbacks coach at Illinois State. His final three years saw him double as the Redbirds' offensive coordinator.

As a college quarterback, Fuente played two seasons (1996-97) at Oklahoma under then-Sooners offensive coordinator Dick Winder. Fuente set an Oklahoma freshman record with 11 touchdown passes. He transferred to Murray State for his final two years of eligibility and set 11 school records including passing yards and total offense in a game and season.

Fuente and his wife, Jenny, have three daughters, Cecilia, Caroline and Charlotte.

## FUENTE YEAR-BY-YEAR

### 2012 MEMPHIS RESULTS

Sept. 1	UT Martin	L, 20-17
Sept. 8	at Arkansas State	L, 33-28
Sept. 15	Middle Tennessee	L, 48-30
Sept. 22	at Duke	L, 38-14
Oct. 6	Rice	W, 14-10
Oct. 13	at East Carolina	L, 41-7
Oct. 20	UCF	L, 35-17
Oct. 27	at SMU	L, 44-13
Nov. 3	at Marshall	L, 38-28
Nov. 10	Tulane	W, 37-23
Nov. 17	at UAB	W, 46-9
Nov. 24	Southern Miss	W, 42-24

### 2013 MEMPHIS RESULTS

Sept. 7	Duke	L, 28-14
Sept. 14	at Middle Tennessee	L, 17-15
Sept. 21	Arkansas State	W, 31-7
Oct. 5	UCF	L, 24-17
Oct. 12	at Houston	L, 25-15
Oct. 19	SMU	L, 34-29
Oct. 30	Cincinnati	L, 34-21
Nov. 9	UT Martin	W, 21-6
Nov. 16	at USF	W, 23-10
Nov. 23	at #21 Louisville	L, 24-17
Nov. 30	Temple	L, 41-21
Dec. 7	at Connecticut	L, 45-10

### 2014 MEMPHIS RESULTS

Aug. 30	Austin Peay	W, 63-0
Sept. 6	at #11 UCLA	L, 42-35
Sept. 20	Middle Tennessee	W, 36-17
Sept. 27	at #10 Ole Miss	L, 24-3
Oct. 4	at Cincinnati	W, 41-14
Oct. 11	Houston	L, 28-24
Oct. 25	at SMU	W, 48-10
Oct. 31	Tulsa	W, 40-20
Nov. 7	at Temple	W, 16-13
Nov. 15	at Tulane	W, 38-7
Nov. 22	USF	W, 31-20
Nov. 29	UConn	W, 41-10
Dec. 22	^vs BYU	W, 55-48 <sup>201</sup>

<sup>1</sup>Denotes Miami Beach Bowl

## TRACKING THE TIGERS IN 2015

Opponent	Game Time (CT)	Game Length	Attend.	Halftime Score	Final	Coin Toss	Kickoff/Receive	Memphis 1st Poss.	Opp 1st Poss.	Game Pants	Game Jerseys	Helmet
vs Missouri State	6:04 p.m.	3:02	41,730	42-0	63-0	Won	Kickoff	TD Pass	Fumble	Gray	Blue	Blue/Chrome Leaping Tiger
at Kansas	6:06 p.m.	3:20	37,798	24-13	55-23	Won	Kickoff	Fumble	Punt	White	White	Blue/Chrome M & Number
at Bowling Green	2:08 p.m.	3:37	21,178	17-27	44-41	Won	Kickoff	Punt	TD Pass	Gray	White	Blue/Chrome M & Number
vs Cincinnati	6:32 p.m.	4:07	45,172	28-30	53-46	Lost	Receive	Fumble	TD Run	Slate	Slate	Blue/Tiger Stripes
at USF	6:00 p.m.	3:10	22,546	7-10	24-17	Lost	Receive	Punt	TD Run	Black	White	Chrome/Blue M
vs Ole Miss	11:00 a.m.	-	-	-	-	-	-	-	-	-	-	-
at Tulsa	7:00 p.m.	-	-	-	-	-	-	-	-	-	-	-
vs Tulane	-	-	-	-	-	-	-	-	-	-	-	-
vs Navy	-	-	-	-	-	-	-	-	-	-	-	-
at Houston	-	-	-	-	-	-	-	-	-	-	-	-
at Temple	-	-	-	-	-	-	-	-	-	-	-	-
vs SMU	-	-	-	-	-	-	-	-	-	-	-	-



## OLE MISS VS MEMPHIS STATISTICAL COMPARISON

### 2015 NCAA TEAM RANKINGS

Statistic	OLE MISS		MEMPHIS	
	Rk	Avg	Rk	Avg
Rushing Offense	50	188.3	29	206.2
Passing Offense	11	339.5	12	335.0
Completion Pct.	30	0.642	2	0.720
Pass Efficiency	10	164.28	3	186.82
Scoring Offense	5	46.8	4	47.8
Total Offense	11	527.8	8	541.2
Rushing Defense	40	134.0	37	131.6
Pass Yards Allowed	51	203.5	121	306.8
Scoring Defense	31	19.7	72	26.8
Total Defense	36	337.5	103	438.4
Net Punting	7	42.33	9	42.21
Punt Returns	91	6.07	45	10.25
Kickoff Returns	105	18.25	42	23.06
Turnover Margin	77	-0.17	37	0.80
Team Sacks	95	1.50	90	1.60

127 FBS Teams Ranked in 2015.

### OLE MISS REBELS (5-1, 2-1 SEC)

Team Statistics	Ole Miss	Opponent
Points/Game	46.8	19.7
First Downs/Game	25.83	19.33
Rushing Yards/Game	188.3	134.0
Passing Comp-Att-Int	138-215-6	132-220-9
Passing Yards/Game	339.5	203.5
Total Offense/Game	527.8	337.5
Fumbles-Lost	16-7	12-3
Penalties-Yards	35-317	33-253
Time of Possession/Game	25:18	34:42
Third Down Conversions	30/72	43/108
Third-Down Pct.	.417	.398
Fourth Down Conversions	6/9	2/9
Fourth-Down Pct.	.667	.222
Red Zone Scores	27/31	18/23
Red Zone Pct.	.871	.783

### MEMPHIS TIGERS (5-0, 2-0 THE AMERICAN)

Team Statistics	Memphis	Opponent
Points/Game	47.8	26.8
First Downs/Game	26.20	22.80
Rushing Yards/Game	206.2	131.6
Passing Comp-Att-Int	113-157-0	116-198-4
Passing Yards/Game	335.0	306.8
Total Offense/Game	541.2	438.4
Fumbles-Lost	6-4	8-3
Penalties-Yards	39-403	39-359
Time of Possession/Game	31:09	28:51
Third Down Conversions	34/72	26/79
Third-Down Pct.	.472	.329
Fourth Down Conversions	5/6	2/5
Fourth-Down Pct.	.833	.400
Red Zone Scores	27/28	14/17
Red Zone Pct.	.964	.824

## LEADERSHIP COUNCIL

On the eve of opening preseason camp and the start of preparations for the 2015 season, University of Memphis head coach Justin Fuente announced his Leadership Council for the year.

The 2015 council consists of 23 players including 12 seniors. The balance of the group is made up of seven juniors along with four sophomores. Most played a role in last year's American Athletic Conference championship season and the Tigers' win over BYU in the inaugural Miami Beach Bowl.

All 23 players were on the depth chart heading into the Tigers' season opener.

### 2015 LEADERSHIP COUNCIL

Reggis Ball, Senior Defensive Back
Latarius Brady, Junior Defensive End
Sam Craft, Junior Running Back
Alan Cross, Senior Tight End
Jackson Dillon, Junior Linebacker
Jake Elliott, Junior Place-Kicker
Taylor Fallin, Senior Offensive Lineman
Mose Frazier, Senior Wide Receiver
Ricky Hunter, Senior Defensive End
Gabe Kuhn, Sophomore Offensive Lineman
Paxton Lynch, Junior Quarterback
Ryan Mack, Senior Offensive Lineman
Phil Mayhue, Sophomore Wide Receiver
Wynton McManis, Senior Linebacker
Dontrell Nelson, Junior Defensive Back
Leonard Pegues, Senior Linebacker
Donald Pennington, Junior Defensive Lineman
Micah Simmons, Senior Offensive Lineman
Jason Stewart, Senior Quarterback
Ernest Suttles, Sophomore Defensive End
DaShaughn Terry, Sophomore Defensive Back
Tyler Uselton, Senior Offensive Lineman
Dion Witty, Senior Defensive Back

## WIN STREAKS 2015

1.	Ohio State	19 games
2.	TCU	14 games
3.	Memphis	12 games
4.	Michigan State	10 games
5.	Clemson	8 games
	Oklahoma State	8 games
	Toledo	8 games
8.	Florida	7 games
	Utah	7 games

## OVER FIVE HUNDRED

- ▶ After beginning his career with a 4-8 season (2012) and a 3-9 mark (2013), **Justin Fuente's** career winning percentage climbed to .500 with the victory at Bowling Green.
- ▶ Fuente's career record is now 22-20 (.524), including 15-3 (.833) over the last two seasons.

## UNDER 40 IN YEAR FOUR

- ▶ In his fourth season as the head coach of the Tigers, Memphis' **Justin Fuente** remains ranked among the youngest coaches in NCAA FBS Football. Fuente ranks seventh on the list.
- ▶ Fuente turned 39 on July 30.
- ▶ Four coaches from the American Athletic Conference rank among the top-10 in terms of youngest in age.
- ▶ USF's Willie Taggart ranks just ahead of Fuente on the list at No. 6.
- ▶ American Athletic Conference coaches Matt Ruhl (Temple) and Tom Herman (Houston), rank No. 8 and No. 9.

## STAFF PROMOTIONS AND ADDITIONS

- ▶ Head coach **Justin Fuente** made several promotions and added two new coaching staff members during the off-season.
- ▶ **Galen Scott**, the Tigers' linebackers coach under Fuente, was named the Tigers' defensive coordinator ahead of the 2015 season. Scott previously served as co-defensive coordinator under former Memphis coach Larry Porter in 2011.
- ▶ Scott previously worked with Fuente at Illinois State (2002-06) and remained on at Memphis following Fuente's hire in December, 2011.
- ▶ Joining the Memphis coaching staff for 2015 were safeties coach **Brent Guy** and cornerbacks coach **Troy Reffett**.
- ▶ **Darrell Dickey**, who has been the Tigers' offensive coordinator the previous three years, was promoted to assistant head coach earlier this year.
- ▶ Dickey continues to serve as co-offensive coordinator along with quarterbacks coach **Brad Cornelsen**, who received additional responsibilities in being named co-offensive coordinator as well this past spring.

## UNPRECEDENTED HEAD COACHING & COORDINATOR EXPERIENCE

- ▶ The Memphis staff includes four coaches with experience as head coaches at the NCAA FBS level.
- ▶ In addition to **Justin Fuente**, who enters his fourth season at Memphis, coaching staff member **Darrell Dickey** was the head coach at North Texas (1998-2006) while **Brent Guy** was the head coach at Utah State (2005-08).
- ▶ Last month, Fuente announced the addition of consultant **Bill Blankenship**, who was the head coach at Tulsa (2011-14).
- ▶ Defensively, Memphis has three coaches on staff with experience as NCAA FBS defensive coordinators.
- ▶ In addition to **Galen Scott**, who assumes the DC role for the Tigers in 2015, Guy served as defensive coordinator at Boise State (1998-2000), Arizona State (2001-04), Louisville (2009) and Tulsa (2011-14). **Troy Reffett** was the defensive coordinator at UTEP (2002-03), New Mexico (2008) and Louisiana-Monroe (2009-14).
- ▶ In addition to three defensive coaches with experience as coordinators, defensive line coach **Ricky Hunley** has served as an associate head coach at Missouri (1998-2000) and coached in the NFL.

## SIGNIFICANT STREAK TO BEGIN 2015

- ▶ Memphis currently has the third-longest winning streak in NCAA FBS football. The Tigers have won their last 12 games, dating back to the final seven games of the 2014 season.
- ▶ Heading into the week, only Ohio State (19 games) and TCU (14 games) have longer win streaks than the Tigers.
- ▶ The current streak is the only time Memphis has won 12 straight games.
- ▶ Previously, over the 1960 and 1961 seasons the Tigers won 10 straight (Four wins to end 1960 and six victories to begin the 1961 season).
- ▶ During a four-year stretch (1960-63) under coach Billy Murphy, Memphis posted a combined 33-5-1 record (.868).



- ▶ The only other 10-game winning streak for Memphis came during the 1938 season when the Tigers posted the school's lone undefeated, untied season, going 10-0.
- ▶ Upcoming American Athletic Conference opponents Houston (Nov. 14) and Temple (Nov. 21) both head into this week having won their last six games.
- ▶ Both Houston and Temple are part of a four-way tie for the 10th longest current win streak in FBS Football.

## SERIES BREAKDOWN

- ▶ Ole Miss is 48-10-2 in its series with Memphis and has beat the Tigers in each of the last six games.
- ▶ The Ole Miss/Memphis series dates back to 1921 and includes games played in every decade since.
- ▶ Ole Miss holds a 25-7-2 lead in series games played in Memphis.
- ▶ In the last game played in the series, the then, No. 10-ranked Rebels defeated Memphis 24-3 at Vaught-Hemingway Stadium in Oxford, Miss. (Sept. 27, 2014). The Ole Miss defense limited Memphis' offense to 104 yards of total offense and 23 yards rushing.
- ▶ The Tigers entered the 2014 game at Ole Miss averaging 498 yards including 242 yards rushing through the first three games prior to playing the Rebels.
- ▶ The last Tiger victory was a 20-13 win in Oxford to open the 2004 season. The 2004 Tigers opened the year 3-0 en route to the school's first Associated Press Top 25 ranking (Sept. 12, 2004 - No. 25).
- ▶ In Memphis' last win, QB **Danny Wimperline** threw for 266 yards and a score and RB **DeAngelo Williams** ran for 118 yards and a TD for the team's second straight victory over the Rebels. Memphis' defense held Ole Miss to 58 rushing yards.

## AGAINST THE NATIONALLY-RANKED

- ▶ Ole Miss is ranked No. 13 in this week's AP Top 25 Poll. The Rebels are ranked No. 12 in the Amway Coaches Poll.
- ▶ Ole Miss is the first nationally-ranked opponent Memphis will have played in 2015.
- ▶ Memphis lost both games played against nationally-ranked teams in 2014.
- ▶ In addition to suffering a 24-3 loss to then, No. Ole Miss last year, the Tigers bid for an upset bid in the Rose Bowl fell short, as UCLA rallied for a 42-35 victory. The Bruins answered back-to-back touchdowns to tie the game at 35-35 with a nine-play, 75-yard drive culminating with a 33-yard touchdown pass with 10:52 to play.
- ▶ Memphis has lost its last 14 games played against nationally-ranked opponents.
- ▶ Memphis' last win against a nationally-ranked opponent was a 21-17 victory over then, No. 6 Tennessee on Nov. 9, 1996.
- ▶ This year marks the 15<sup>th</sup> time Memphis has played a nationally-ranked Ole Miss team.
- ▶ While the Tigers played the No. 2-ranked Rebels to a tie in 1963, they have never beat a nationally-ranked Ole Miss team.
- ▶ Saturday's game will mark the first time Memphis has played host to a Top 25 team since the 2009 season. In the 2009 season opener (Oct. 6, 2009), an Ole Miss team ranked No. 8/10 (AP/Coaches Poll) defeated the Tigers 45-14 in Liberty Bowl Memorial Stadium.

## RANKED TIGERS

- ▶ Memphis moved up to No. 22 in this week's Amway Coaches Poll. The Tigers received 185 points in their second week in the poll. Memphis debuted in the poll Oct. 4 at No. 25.
- ▶ The past two weeks marks the first time ever the Tigers have been ranked in the Top 25 two consecutive weeks in an NCAA-recognized major weekly poll.
- ▶ Memphis closed out the 2014 season ranked No. 25 in both the final AP and Amway Coaches Polls.
- ▶ The only other time Memphis has ever been nationally ranked in an NCAA-recognized major poll was Sept. 12, 2004, when the Tigers debuted at No. 25 in the AP Top 25 after beating Ole Miss (20-13) and Chattanooga (52-21) during consecutive weeks.
- ▶ Despite a 47-35 road win at Arkansas State the following week, Memphis fell out of the AP poll, and a week later lost at UAB 35-28. The 2004 team finished the season at 8-4 but never climbed back into the national rankings.
- ▶ It goes without saying, Saturday's game between Ole Miss and Memphis is the first game involving a ranked UofM team against a ranked opponent.

## HAILING FROM THE MAGNOLIA STATE

- ▶ Other than Tennessee, no other state is more represented on the Memphis Football roster than Mississippi.
- ▶ Memphis' roster includes 10 players from the state of Mississippi including seven players who are on the depth chart - LB **Genard Avery** (Grenada), CB **Jamil Collins** (Olive Branch), QB **Brady Davis** (Starkville), LB **Wynton McManis** (Olive Branch), CB **Dontrell Nelson** (Olive Branch), LB **Leonard Pegues** (Olive Branch) and LB **Shareef White** (Grenada).

## MISSISSIPPI BACKERS

- ▶ Including the hybrid defensive end/linebacker position, the DAWG position, Memphis has five linebackers who call the state of Mississippi home including sophomores **Genard Avery** and **Shareef White** of Grenada, Miss., who have both started for the Tigers this season.
- ▶ Senior **Wynton McManis** (Olive Branch) is coming off a career-high nine tackle game at USF two weeks ago and is the Tigers' team leader with 26 total tackles including 23 solo hits. McManis also has two tackles for lost yardage, one and a half quarterback sacks and a fumble recovery.
- ▶ Avery is third on the team with 22 tackles while White has made 21 stops. **Leonard Pegues** rounds out of the Tigers' top-five in tackles with 19. **Curtis Akins** has played in three games for the Tigers and has four tackles on the year.

# THE AMERICAN™

## 2015 CONFERENCE STANDINGS

East Division	American	Overall	Streak
Temple	2-0 1.000	4-0 1.000	Won 6
UConn	1-1 .500	3-3 .500	Won 1
ECU	1-1 .500	3-3 .500	Lost 1
USF	0-1 .000	2-3 .400	Won 1
Cincinnati	0-2 .000	3-2 .600	Won 1
UCF	0-2 .00	0-6 .000	Lost 7

West Division	American	Overall	Streak
Houston	2-0 1.000	5-0 1.000	Won 6
Memphis	2-0 1.000	5-0 1.000	Won 12
Navy	2-0 1.000	4-1 .800	Lost 1
Tulane	1-1 .500	2-3 .400	Lost 1
Tulsa	0-1 .000	3-2 .600	Won 1
SMU	0-2 .000	1-5 ..167	Lost 4

## 2015 UPCOMING SCHEDULE & RESULTS

### OCTOBER 3

Tulane 45, UCF 31  
Houston 38, Tulsa 24  
Navy 33, Air Force 11  
East Carolina 49, SMU 23

### OCTOBER 8

Houston 49, SMU 28

### OCTOBER 10

Temple 49, Tulane 10  
Notre Dame 41, Navy 24  
USF 45, Syracuse 24  
UConn 40, UCF 13  
Tulsa 34, Louisiana-Monroe 24  
BYU 45, East Carolina 38

### OCTOBER 16

Cincinnati at Brigham Young	ESPN	7:00 p.m.
Houston at Tulane	ESPNU	8:00 p.m.

### OCTOBER 17

Ole Miss at Memphis	ABC	11:00 a.m.
USF at UConn	ESPNU/News	11:00 a.m.
Tulsa at East Carolina	ESPNU/News	11:00 a.m.
UCF at Temple	CBSSN	7:30 p.m.

### OCTOBER 22

Temple at East Carolina	ESPN2	6:00 p.m.
-------------------------	-------	-----------

### OCTOBER 23

Memphis at Tulsa	ESPN2	6:00 p.m.
------------------	-------	-----------

### OCTOBER 24

Houston at UCF	ESPNNews	11:00 a.m.
Tulane at Navy	CBSSN	12:00 p.m.
SMU at USF	ESPNNews	3:00 p.m.
UConn at Cincinnati	CBSSN	3:30 p.m.

### OCTOBER 30

East Carolina at UConn	ESPNU	6:00 p.m.
------------------------	-------	-----------

### OCTOBER 31

USF at Navy	CBSSN	11:00 a.m.
UCF at Cincinnati		
Tulane at Memphis		
Tulsa at SMU		
Vanderbilt at Houston		
Notre Dame at Temple		

## TIGER TRENDS

	Fuente	2015
Home	12-9	2-0
Road	9-11	3-0
Neutral	1-0	0-0
Grass	4-3	1-0
Artificial Turf	18-17	4-0
Won Coin Toss	9-10	3-0
Lost Coin Toss	13-10	2-0
<b>Memphis' Record When ...</b>		
Leading after the 1st quarter	14-6	2-0
Trailing after the 1st quarter	7-13	2-0
Tied after the 1st quarter	1-1	1-0
Leading at halftime	16-3	2-0
Trailing at halftime	5-15	3-0
Tied at Halftime	1-2	0-0
Leading after 3rd quarter	20-1	3-0
Trailing after 3rd quarter	1-17	1-0
Tied after 3rd quarter	1-2	1-0
Leading with less than 2:00 to play	19-1	4-0
Trailing with less than 2:00 to play	1-18	0-0
Tied with less than 2:00 to play	2-1	1-0
Scores first	11-7	1-0
Opponent scores first	11-13	4-0
Scores 20+ points	20-9	5-0
Opponent scores 20+ points	6-18	3-0
Holds opponent to 20 points or less	16-2	2-0
Game is decided by 3 points or less	2-2	1-0
Game is decided by 10 points or less	6-9	3-0
<b>Memphis Record With ...</b>		
Less than 150 yards rushing	3-16	1-0
150+ yards rushing	17-4	4-0
200+ yards passing	10-9	4-0
300+ yards passing	6-2	3-0
300+ yards total offense	18-11	5-0
400+ yards total offense	13-2	5-0
500+ yards total offense	8-0	4-0
70+ total plays	13-10	5-0
80+ total plays	8-3	2-0
<b>Memphis' Record When Allowing</b>		
Less than 150 yards rushing	17-11	3-0
150+ yards rushing	5-9	2-0
200+ yards passing	7-15	2-0
300+ yards passing	5-9	2-0
300+ yards total offense	11-18	4-0
400+ yards total offense	4-10	2-0
500+ yards total offense	2-5	2-0
70+ total plays	10-13	3-0
80+ total plays	6-5	2-0
<b>Memphis Record When ...</b>		
Committing fewer turnovers	12-6	3-0
Committing more turnovers	4-11	1-0
Turnovers are the same	6-3	1-0
Having fewer penalty yards	11-6	3-0
Having more penalty yards	11-14	2-0
Leading time of possession	22-8	4-0
Trailing time of possession	8-12	1-0
<b>Memphis' High &amp; Low Water Marks ...</b>		
Largest halftime lead	+42	+42
Largest halftime deficit	-28	-10
Highest number of plays	97	81
Lowest number of plays	48	72
Opponent highest number of plays	100	100
Opponent lowest number of plays	50	55
Warmest Game Temperature	94°	94°
Coldest Game Temperature	38°	66°
<b>Memphis Record For ..</b>		
Day Games	10-10	1-0
Night Games (5 p.m. kickoff or later)	12-10	4-0
Games with temperature 40s or below	3-3	0-0
Games with temperatures in 50s	2-3	0-0
Games with temperatures in 60s	7-3	1-0
Games with temperatures in 70s	5-5	1-0
Games with temperatures in 80s	5-3	2-0
Games with temperatures in 90s	1-3	1-0

## 5-0 TIGERS

- ▶ Memphis' 5-0 start in 2015 marks just the third time the Tigers opened the year with five straight victories, joining 1938 (10-0) and 1961 (8-2).
- ▶ While the 1938 team went undefeated, the 1961 squad won its first six games.
- ▶ In addition, the 1929 team went 8-0-2 with ties in Game 2 and 8, while the 1963 squad went 9-0-1 with a 0-0 tie against No. 3 Ole Miss the second week of the year.
- ▶ By virtue of last month's win over Cincinnati in the only NCAA FBS game played that night, Memphis was the first team to win four games.
- ▶ Memphis was one of 17 NCAA FBS teams to get to four wins during the first month of the 2015 season.

## THE UNDEFEATED

- ▶ Memphis heads into the week as one of just 16 FBS teams to remain undefeated.
- ▶ Memphis is one of three American Athletic Conference teams to remain undefeated heading into mid-October. Houston (5-0) and Temple (5-0) are also undefeated heading into the week.
- ▶ Memphis will play both Houston and Temple on the road in back-to-back weeks during the month of November. The trio of American undefeated teams joins Toledo (5-0) of the Mid-American Conference as the only schools outside Power Five conference members to remain undefeated.

## NOTING WS

- ▶ The 2014 season marked just the sixth time a Memphis team won at least nine games – 1938 (10-0), 1949 (9-1), 1950 (9-2), 1963 (9-0-1), 2003 (9-4) and 2014 (10-3).
- ▶ Prior to 2014, the last time Memphis won nine games was 2003. The last time the Tigers won nine regular-season games was 1963.
- ▶ Memphis' seven conference wins in its second season as a member of the American Athletic Conference in 2014 set a program record.

## VICTORIES AGAINST THE POWER FIVE

- ▶ With its win at Kansas, Memphis defeated a school from a Power 5 conference for the first time since a 20-13 win at Ole Miss to start the 2004 season.
- ▶ The victory snapped a 19-game losing streak to P5 schools including 10 straight on the road.
- ▶ The 55 points were the most in a win over a Power 5 conference team since 1998 when the Bowl Championship Series was formed.

## NONCONFERENCE GAMES

- ▶ Memphis is 3-0 in non-conference play this season.
- ▶ Saturday's game against Ole Miss will mark the final non-conference game of the year for the Tigers.
- ▶ Memphis last defeated multiple opponents from what is now considered Power Five conference in 1996 when the Tigers beat Missouri 19-16 on the road then upset No. 6 Tennessee 25-17 late in the 1996 season.
- ▶ Memphis went 3-0 against Southeastern Conference teams during the 1993 season, beating No. 23 Mississippi State (45-35), Arkansas (6-0) and Ole Miss (19-3).

## ROAD GLADIATORS

- ▶ The American Athletic Conference was the first league to have teams win multiple road games in 2015.
- ▶ Memphis' 5-0 record to start the season includes back-to-back road wins at Kansas (55-23) and Bowling Green (44-41). The Tigers also won at USF 24-17 against an inspired Bulls' team.
- ▶ Memphis has won its last seven games played on the road, dating back to a 48-10 win at SMU on Oct. 25, 2014
- ▶ The UofM has the fourth-longest, road winning streak behind Ohio State (W15), Florida State (W14) and UCLA (W9). Michigan State has a seven-game, road winning streak.
- ▶ Including a 55-48, double-overtime win over BYU in the inaugural Miami Beach Bowl played at Marlins Park, the Tigers have won eight straight games played away from the Liberty Bowl.
- ▶ The Kansas and Bowling Green victories represented the first non-conference road wins since a 20-13 win at Ole Miss (Sept. 4, 2004) to open the 2004 season. Memphis had lost 15 straight non-conference games played on the road.

## SCORING SURGE TO START 2015

- ▶ Memphis has scored 239 points through the first five games of the 2015 season. That total is more than any other five consecutive football games in a given season.
- ▶ Memphis ranks fourth nationally in scoring, averaging 47.8 points per game.
- ▶ Memphis began the season with a 63-7 win over Missouri State. The Tigers went on the road to beat Kansas 55-23 and Bowling Green 44-41. The Tigers survived a shootout against Cincinnati which featured 11 lead changes and winning 53-46.
- ▶ In Memphis' last game played, USF held the Tigers to a season-low 24 points in the UofM's 24-17 victory.
- ▶ Just to put the 2390 points in perspective, in the two seasons prior to Justin Fuente being named the Tigers' head coach, Memphis did not break the 200-point total for the season. The 2010 team scored 173 total points while the 2011 squad scored 195 points during the year.





## SATURDAY'S GAME TO FEATURE SCORING JUGGERNAUTS

- ▶ Memphis' 47.8 points per game scoring average ranks fourth in NCAA FBS..
- ▶ Ole Miss ranks fifth in the statistical category, averaging 46.8 points per game.
- ▶ In a compilation of TD Drives of 2 Minutes or Less by Western Kentucky's communications staff, Ole Miss ranks sixth with 21 of 34 scoring drives taking less than two minutes of play (61.7 percent).
- ▶ Memphis has had 44.8 percent of its drives consume less than two minutes (13-of-29).

## 471 IN 2014

- ▶ Memphis scored a single-season record 471 points during the 2014 season.
- ▶ With 55 points scored in the Miami Beach Bowl, the Tigers shattered the old school mark of 430 points set in 2004.
- ▶ In comparison, the 2013 team scored 234 points. Memphis scored 279 points alone in American Athletic Conference games last year.

## 30/40

- ▶ Through the Cincinnati game, Memphis scored 30+ points in eight straight games and 40+ points in six straight.
- ▶ USF ended both streaks, holding the Tigers to a season-low 24 points in Memphis' last game, a 24-17 win in Tampa back on Oct. 2.
- ▶ Prior to the USF game, Memphis had the third-longest active streak of games scoring 30+ points, behind Michigan State (12), Baylor (9) and tied with Alabama at eight. The Tigers lead the nation in consecutive 40+ scoring games.
- ▶ The Tigers closed out 2014 with back-to-back home wins over USF (31-20) and UConn (41-10) before beating BYU in the Miami Beach Bowl (55-48).

## MORE ON SCORING NUMBERS

- ▶ Memphis began the 2014 season by scoring 30+ points in three straight games, and for the year, scored 30+ points 10 times in 2014.
- ▶ The only other time Memphis scored 30+ points nine or more times came in 2004.
- ▶ Since 2000, Memphis has scored 40+ points 16 times in conference games.
- ▶ The 2014 Tigers accomplished the 40+ feat four times in conference play – 41 points at Cincinnati; 48 points at SMU; 40 points against Tulsa; 41 points against UConn.
- ▶ Previous to the Cincinnati game to open conference play in 2015, the 48 points scored at SMU to begin the Tigers' current 12-game win streak were the most by a Memphis team in an American game and the most in a conference game since a 56-49 loss to No. 14 Louisville on Nov. 4, 2004.

## SCORING LEADERS

- ▶ Junior PK **Jake Elliott** leads Memphis and rank 18<sup>th</sup> in scoring, averaging 10.2 points per game. Elliott has converted on 7-of-8 field goals and made all 30 PATs during the 2015 season.
- ▶ RBs **Jarvis Cooper**, **Sam Craft** and **Doroland Dorceus** have each scored four rushing touchdowns this season.
- ▶ Senior WR **Mose Frazier** and Craft have both scored by rushing and receiving this season
- ▶ Craft leads Memphis with six total touchdowns.
- ▶ Dorceus currently ranks second on the team in touchdowns scored with five. His third career reception was a catch on a screen pass which went 55 yards in the Tigers' 24-17 victory.
- ▶ Through five games, Memphis has had 14 different players score.

## TWO-POINT CONVERSION

- ▶ **Paxton Lynch's** two-point conversion to give Memphis a 46-39 lead with 7:07 to play was the Tigers' first two-point conversion by rush since the 2005 Motor City Bowl against Akron.
- ▶ **Maurice Avery** ran for a two-point conversion early in the fourth quarter of the bowl win.
- ▶ The previous two-point conversion by the Tigers came against Southern Miss when **Martin Hankins** completed a pass for two points.
- ▶ Memphis' two-point conversion came after Cincinnati failed to convert on a two-point play on its previous scoring drive.

## 2015 NCAA RULE CHANGES

Since 2011, the National Football Foundation has partnered with Rogers Redding, the national coordinator of College Football Officiating (CFO), to help generate awareness for the rule changes in college football through a series of regular columns distributed by the NFF. The CFO functions as the national professional organization for all football officials who work games at the collegiate level.

Here are the major rule changes for 2015 as summarized by Redding.

### Crew of Eight Officials

For about thirty years the rules have allowed as many as seven officials on the field. Based on an approved experiment by the Big 12 Conference, the rules now allow for eight officials. The eighth official, the center judge (with the letter "C" on the uniform), is positioned in the offensive backfield opposite the referee.

### Non-Standard Overbuilt Facemasks Are Illegal

This is a facemask characterized by greater weight and closer spacing between the bars. Use of the facemask is a safety issue as opponents can easily get their fingers caught in the tight space. The NFL outlawed this facemask a few years ago.

### Illegal Equipment

**Player is Out for One Play:** Up until now, if the officials noticed that a player was wearing illegal equipment, the team was charged one of its three timeouts. The new rule is that the player must leave the game for at least one play and may not return until the equipment is made legal. His team may burn a timeout to keep him from missing a down, but the equipment must be corrected before he is allowed to play.

### Pregame Warm-Ups

**Teams Guaranteed Access to the Field:** By the new rule, the teams are now guaranteed that they may remain on the field for pregame warm-ups until at least 22 minutes before the opening kickoff. The committee was concerned that teams were being forced to leave the field early because of other pregame activities, and thus were having to spend too much time in the locker room before the kickoff. The new rule may be suspended for a given game by prior mutual agreement of the teams.

### Resetting the Play Clock When the Ball is Not Ready for Play

When the play clock begins its count from 40 seconds, on rare occasions the officials will have difficulty getting a new ball from the sidelines. In such a case after some period of time, the referee will stop the game clock and signal for the play clock to be reset to 25 seconds. In previous years, this was done after 20 seconds had elapsed. This has been changed to 15 seconds, to prevent too much time from running off the clock. This happens very seldom, but there must be a rule to deal with it.

### Helmet off Defensive Player

**Play Clock Set to 40 Seconds:** When a player's helmet comes off, the game clock is stopped, and the player must leave the game for one play. In past years, the play clock has been set to 25 seconds. Last year, however, there were a few situations near the end of a half where this happened with more than 25 seconds on the game clock; this forces the offense to have to snap the ball one more time when they were trying to run out the clock. So now the play clock is set to 40 seconds when a defensive player loses his helmet, and still to 25 seconds when it is a player on offense. This is also consistent with the rule for stopping the game due to an injured player.

### Pushing or Pulling an Opponent off the Pile

**Unsportsmanlike Conduct:** Player safety continues to be a major emphasis of the rules committee. This new rule addresses player action at the end of a fumble play, for example, when several players are scuffling for the ball in a pile. Starting in 2015, if a player forcibly pulls or pushes an opponent off the pile, he is to be charged with unsportsmanlike conduct. Here's why this is important: if a player is flagged for unsportsmanlike conduct twice in the game, he is automatically disqualified after the second offense. The committee believes this will be a major deterrent to this kind of action, which can lead to more trouble and potential injury.

### Sideline Warning Returns

An important point of emphasis for the rules committee and the officials is keeping the sidelines clean. This means that players and coaches are not allowed in the restricted area--the space between the sidelines and the coaches' box and team area. For a long time, the first infraction led to a sideline warning, with no yardage penalty. After a few years the rule was changed to assess a five-yard penalty for the first offense. Now, we are returning to the warning for the first infraction. No yardage penalty will result until the second offense.

### Instant Replay

**Blocking During an On-Side Kick May Be Reviewed:** One of the important rules about kickoffs is that the kicking team is not allowed to touch the ball until it has gone ten yards, unless a receiver touches the ball first. After it has gone ten yards, either team may get the ball. A rule that is not so well known is that the kicking team may not block until they are eligible to touch the ball. The instant replay official (IRO) has always been able to review whether the kick is touched. Starting in 2015, the IRO may also review whether the kicking team blocks before being eligible to touch the ball; if they do, it is a foul. The rules committee feels that because of the enormous potential for the kicking team to get possession of the ball as the result of blocking too early, the IRO should be able to review this play and possibly "create a foul" from the replay booth.



## LYNCH'S CHART ASSAULT

### MEMPHIS CAREER PASSING YARDS

Rk	Player	Years	Yards
1	Danny Wimprine	2001-04	10,215
2	<b>Paxton Lynch</b>	<b>2013-</b>	<b>6,622</b>
3	Martin Hankins	2006-07	5,770
4	Danny Sparkman	1983-85	4,311
5	Lloyd Patterson	1975-78	4,201
6	Steve Mathews	1992-93	3,980
7	Benard Oden	1995-97	2,686
8	Will Hudgens	2005-09	2,681
9	Tim Jones	1986-89	2,668
10	Neil Suber	1998-01	2,646

### MEMPHIS CAREER PASSING TOUCHDOWNS

Rk	Player	Years	TDs
1	Danny Wimprine	2001-04	81
2	Martin Hankins	2006-07	43
3	<b>Paxton Lynch</b>	<b>2013-</b>	<b>41</b>
4	Steve Mathews	1992-93	31
5	Lloyd Patterson	1975-78	30
6	Danny Sparkman	1983-85	27
7	James Earl Wright	1959-61	26
8	Billy Fletcher	1963-65	21

### MEMPHIS CAREER TDs RESPONSIBLE FOR

Rk	Player	Years	TDs
1	Danny Wimprine	2001-04	92
2	<b>Paxton Lynch</b>	<b>2013-</b>	<b>57</b>
3	DeAngelo Williams	2002-05	55
4	Lloyd Patterson	1975-78	45
5	Martin Hankins	2006-07	43
6	James Earl Wright	1959-61	40
7	Dave Casinelli	1960-63	34
8	Steve Mathews	1992-93	32
9	Billy Fletcher	1963-65	31

### MEMPHIS CAREER PASS ATTEMPTS

Rk	Player	Years	Att
1	Danny Wimprine	2001-04	1,469
2	<b>Paxton Lynch</b>	<b>2013-</b>	<b>908</b>
3	Martin Hankins	2006-07	805
4	Danny Sparkman	1983-85	662
5	Lloyd Patterson	1975-78	560

### MEMPHIS CAREER PASS COMPLETIONS

Rk	Player	Years	Comp
1	Danny Wimprine	2001-04	808
2	<b>Paxton Lynch</b>	<b>2013-</b>	<b>565</b>
3	Martin Hankins	2006-07	487
4	Steve Matthews	1992-93	341
5	Danny Sparkman	1983-85	328

## LYNCH IN 2015

- Through five games, QB **Paxton Lynch** has completed 103-of-146 passes for 1,535 yards and 10 touchdowns.
- Lynch's 1535 passing yards ranks 18<sup>th</sup> in NCAA FBS Football. His .705 completion percentage ranks third.
- Through five games, Lynch's 181.5 pass efficiency ratio ranks third nationally.
- Lynch's 330.2 yards of total offense per game ranks 12<sup>th</sup> nationally.

## CONSECUTIVE CAREER GAMES

- Prior to the USF game, **Paxton Lynch** passed for career yardage over three straight games.
- Against Cincinnati, Lynch passed for 412 yards and two touchdowns, completing 24-of-36 passes. His 412-yard total was just four yards shy of the school record of 416 passing yards set by **Martin Hankins** against East Carolina during the 2007 season.
- Against Cincinnati, Lynch also led Memphis with 52 rushing yards on 11 carries. He was successful on a two-point conversion with 7:07 to play to give the Tigers a 46-39 lead.
- On Memphis' game winning drive, he completed consecutive passes of 13, 29 and 18 yards to move the ball into the red zone and set up the game-winning touchdown run by Craft with 53 seconds to play.
- Lynch has posted eight career, 300-yard passing games including the team's last four games. He had 305 passing yards at USF, completing 20-of-33 passes.

## CAREER GAMES ... AT THE TIME

- At Kansas, passed for 354 yards, completing 22-of-25 passes (.880) to establish what was then a career high. He had touchdown passes of six and three yards to cap drives of 80 and 75 yards.
- At Bowling Green, Lynch completed 29-of-40 passes for 386 yards and three touchdowns in the Tigers' 44-41 come-from-behind victory.
- Paxton Lynch's 386 passing yards at Bowling Green now ranks fifth all-time at Memphis.
- Lynch and the Memphis offense answered BGSU's 62-yard touchdown pass which gave the Falcons a 41-34 lead with 14:13 to play with a 48-yard touchdown strike to WR **Tevin Jones**. The score came on a double reverse flea-flicker as WR **Roderick Proctor** took a pitch from RB **Sam Craft**. Proctor then flipped the ball back to Lynch who found a wide-open Jones sprinting toward the end zone.
- In the third quarter, Lynch and the Tigers answered a 94-yard touchdown pass by BGSU with a 60-yard screen pass to Craft for a touchdown.
- Earlier in the third quarter, Lynch threw a 32-yard pass to Jones on fourth-and-one from the BGSU 41 to sustain a touchdown drive which tied the game at 27.

## ADDING UP

- QB **Paxton Lynch** has now started 30 straight games for the Tigers, completing 565-of-908 passes (62.2 completion percentage) for 6,622 yards. He has thrown 41 touchdown passes and scored 57 total TDs (16 rushing).
- Lynch ranks second in all-time passing yards at Memphis as well as career completions and attempts.
- Lynch's 41 touchdown passes ranks third all-time. **Martin Hankins** had 43 passing TDs in his career and ranks second.
- With three touchdowns responsible for at USF (two passing and one rushing), Lynch passed **DeAngelo Williams** for second on the Memphis career list with his 57 touchdowns responsible for over playing career.
- In last year's inaugural Miami Beach Bowl, Lynch was responsible for seven touchdowns, tying an NCAA bowl game record. He was named the game's Most Valuable Player.
- Lynch's 7,186 career yards of total offense ranks 11th on the NCAA FBS active career leader chart.
- Lynch ranks in the top-15 in career passing attempts (13), completions (11), completion percentage (10) total touchdowns responsible for (15).



## PRESEASON RECOGNITION

- ▶ Memphis QB **Paxton Lynch** leads a group of players who received preseason accolades over the summer months. Lynch is on the watch lists for the Maxwell Award, honoring America's College Player of the Year, and the 2015 Davey O'Brien National Quarterback Award.
- ▶ Lynch is also on watch lists for the Walter Camp Foundation's 2015 Player of the Year Award, and the Manning Award, sponsored by the Allstate Sugar Bowl.
- ▶ TE **Alan Cross** is on the John Mackey Award Watch List, honoring the most outstanding collegiate tight end.
- ▶ OL **Gabe Kuhn** is on the Watch List for the Remington Trophy, annually presented to the Most Outstanding Center in NCAA FBS Football.
- ▶ OL **Taylor Fallin** is on the watch list for the Rotary Lombardi Award, given annually to the nation's most outstanding down lineman or linebacker.
- ▶ LB **Wynton McManis** is a nominee for the Wuerffel Trophy and the 2015 Allstate AFCA Good Works Team.

## RB Six Pack

- ▶ Memphis used a total of six running backs in the Tigers' 63-7 win over Missouri State. The group combined to help Memphis tally 317 rushing yards against the Bears.
- ▶ Memphis notched better than 300 rushing yards for the first time since gaining 303 yards against Austin Peay in last year's season opener.
- ▶ **Sam Craft** has started all five games at running back for the Tigers. He finished the opener with 81 yards and for the year now has 199 yards on the ground. Craft is also the Tigers' leading receiver out of the backfield with eight catches for 114 yards.
- ▶ **Jarvis Cooper** had a bruising 102 yards to set a new career mark and scored two touchdowns in the season-opening victory over the Bears. Through four games, Cooper is the Tigers' leading rusher with 244 yards and four touchdowns.
- ▶ Sophomore **Doroland Dorceus**, who suffered a season-ending injury against Ole Miss in the fourth game of the 2014 season, was awarded a medical red-shirt following the 2014 season. For the year he has rushed for 175 yards.
- ▶ True freshman **Jamarius Henderson** ran for 81 yards against Missouri State and scored the Tigers' final touchdown on a fourth-quarter, six-yard run with 4:42 to play. Henderson has played in four games and has 151 yards. His 5.6 rushing average leads the running back corps.
- ▶ Also seeing action in the Missouri State win were running backs **Tearris Wallace** and **Darius Lee**.

## MAESTRO ... IF YOU PLEASE

- ▶ Following wins at home, Memphis players celebrate the victory by heading to the student section and the Mighty Sound of the South marching band to join in the singing of the school's fight song.
- ▶ Senior TE **Alan Cross** has climbed the director's ladder and led the band in both home victories this season.
- ▶ Against, Cincinnati, Cross added to his school record for touchdown receptions by a tight end.
- ▶ Cross' 8-yard touchdown reception with 13:30 to play gave the Tigers a 38-33 lead over Cincinnati.
- ▶ The USF game marked Cross' 41<sup>st</sup> career game played. He has now caught 74 passes for 908 yards and 12 touchdowns during his four-year career which began as a walk-on linebacker/long snapper. He has already received his bachelor's degree in chemistry from the University of Memphis.

## STREAK CONTINUES FOR TIGER RECEIVER

- ▶ Memphis senior receiver **Mose Frazier** has caught at least one pass in 18 straight games for the Tigers and will move in a tie for 10th on the all-time list with a reception against Ole Miss on Saturday. Frazier is the Tigers' leading receiver with 21 catches for 279 yards and two touchdowns. Over his three-year career, Frazier has caught 86 passes for 1,081 yards and six touchdowns. The senior's 86 receptions ranks 16th all time at Memphis while his 1,081 yards ranks is just off the Memphis all-time list.
- ▶ With 1,089 total receiving yards, senior **Tevin Jones** is closing in on the all-time receiving yard list.

## OFFENSIVE LISTS

### NCAA FBS YARDS PER GAME

Rk	Team	Yards	YPG
1	Baylor	3625	725.0
2	Texas Tech	3790	631.7
3	TCU	3693	615.5
4	Bowling Green	3628	604.7
5	Cincinnati	2936	587.2
6	Houston	2867	573.4
7	Tulsa	2840	568.0
8	<b>Memphis</b>	<b>2706</b>	<b>54.1</b>
9	Arizona	3181	530.2
10	Oregon	3172	528.7

### NCAA FBS TEAM PASS EFFICIENCY

Rk	Team	EFFIC
1	Baylor	214.81
2	Western Kentucky	190.99
3	<b>Memphis</b>	<b>186.82</b>
4	Southern Cal	177.17
5	TCU	174.97
6	Stanford	172.20
7	Oklahoma	168.20
8	Bowling Green	166.24
9	Houston	164.45
10	Ole Miss	164.28

### NCAA FBS RED ZONE OFFENSE

Rk	Player	RZ Scores	PCT
1	Troy	11	1.000
	Idaho	17	1.000
	San Diego State	10	1.000
	Kentucky	16	1.000
	Tulane	12	1.000
6	Oklahoma Stte	28	.966
7	Memphis	27	.964
8	Navy	23	.958
	Texas Tech	23	.958
10	Georgia Southern	22	.957

### MEMPHIS CONSECUTIVE RECEPTION STREAK

Rk	Player	Game Streak
1	Duke Calhoun	49
2	Carlos Singleton	28
3	Russell Copeland	27
4	Earnest Gray	26
5	Darron White	24
6	Bunkie Perkins	22
	Isaac Bruce	22
	Ryan Roskelly	22
9	Richie Floyd	21
10	Damion Dotson	19
11	<b>Mose Frazier</b>	<b>18</b>
	John Bush	18





## SPECIAL TEAMS' CHARTS

### MEMPHIS PUNT RETURNS FOR TDs

Player	Opponent	Year
Roderick Proctor	Missouri State	2015
Darron White	Tulane	2004
Keith Cobb	UL-Lafayette	1995
Ryan Roskelly	Tulsa	1994
Judson Flint	Ole Miss	1978
Judson Flint	Louisville	1978
Keith Wright	Louisville	1976
Keith Wright	Wichita State	1976
Keith Wright	Louisville	1975
Keith Wright	North Texas	1974
Steve Jaggard	Tulsa	1968
Box Baxter	Ole Miss	1967
Bob Sherlag	Wake Forest	1964
Russell Vollmer	Ole Miss	1962

### NCAA NET PUNTING RANKINGS

RK	School	Net Yds
1	Baylor	46.00
2	San Jose State	45.82
3	Utah	44.26
4	Georgia State	44.16
5	Oklahoma	42.79
6	Ohio State	42.36
7	Ole Miss	42.33
8	Arizona	42.29
9	Memphis	42.21
10	Wake Forest	42.14

### NCAA KICKOFF RETURN DEFENSE RANKINGS

RK	School	Avg
1	Georgia Southern	14.28
2	Wisconsin	15.17
3	Louisiana-Monroe	15.33
4	Iowa State	15.50
5	Air Force	15.60
6	Florida Atlantic	15.75
7	Vanderbilt	15.79
8	Ohio State	16.29
9	Rutgers	16.32
10	Arkansas State	16.36
11	Memphis	16.40

## KOR TD: It's BEEN AWHILE

- ▶ Memphis has currently gone 221 straight games without returning a kickoff for a touchdown. The streak is the longest in FBS football.
- ▶ The Tigers' last return of a kickoff for a score came on Nov. 9, 1996, against Tennessee when **Kevin Cobb** returned a kickoff 95 yards to tie the game at 14-14. The play earned Cobb an ESPN ESPY.
- ▶ **Joe Craig** appeared to break that drought in 2013 when he took a kick from the three, headed to the near sideline and up the field to the end zone in the final minutes of the UCF game. A holding call nullified the return.
- ▶ In 2012, **Bobby McCain** almost broke the streak at Duke. McCain had a 95-yard return to the Duke five in the second quarter of the game.
- ▶ McCain set a school single-game record with the highest kickoff return average (43.7 yards per return) against Duke.

## PUNT RETURNS FOR SCORES

- ▶ **Roderick Proctor** became the first return man to take a punt back for a touchdown since Oct. 16, 2004 when **Darron White** returned a punt 60 yards early in the first quarter of the Tulane game. Proctor's 63-yard return to cap a 28-point first-quarter for the Tigers ended a stretch of 129 games without a return man taking a punt back for a touchdown.
- ▶ In addition to three punt returns for 84 yards, Proctor caught three passes for 51 yards in the Missouri State win.
- ▶ For his efforts, Proctor was named the American Athletic Conference's Special Teams Player of the Week. Through two games, Proctor has returned seven punts for 97 yards, a 13.9 yards per return average.
- ▶ Officially however, the Tigers have gone 34 games without a punt returned for a score.
- ▶ **Tevin Jones** was credited with a punt return touchdown in the second game of the 2012 season when he pounced on the ball in the end zone after a blocked punt at Arkansas State.

## ALL-CONFERENCE KICKER x TWO


- ▶ PK **Jake Elliott** was named the American Athletic Conference's Special Teams Player of the Year as well as selected to the league's all-conference first-team for a second straight year at the conclusion of the 2014 season.
- ▶ For 2014, Elliott converted on 21-32 field goals during the year. Of his 11 misses, eight were from 45+ yards.
- ▶ Elliott also made all 57 of his PATs, a school record.
- ▶ With five PATs against UConn in the Tigers' regular season finale, Elliott moved past **Stephen Gostkowski** to break a school mark. Gostkowski kicked 48 PATs in 2004.
- ▶ Elliott scored 120 points in 2014. It was just the seventh time a Memphis player has scored 100+ points in a season.

## GAME WINNER

- ▶ Junior **Jake Elliott** booted what proved to be the game-winning field goal with 7:35 to play, drilling a 29-yard kick, to give the Tigers a 44-41 lead at Bowling Green.
- ▶ Elliott converted on all three field goal attempts including a 52-yarder that got the game back to a one-possession contest early in the third quarter.
- ▶ He has now made 7-of-11 career field goals of 50+ yards.

## ELLIOTT'S SEASON & CAREER NUMBERS

- ▶ **Jake Elliott** leads Memphis with 51 points scored through five games played in 2015. He is 7-for-8 on field goal attempts and has converted all 30 PATs.
- ▶ In handling kickoffs, Elliott has placed 31 of 42 kicks into the end zone for touchbacks (.738). Opponents are only averaging 16.4 yards on the 10 times they have attempted to return the ball.
- ▶ For his career, Elliott has booted 103 kickoffs for touchbacks (179 total kickoffs).
- ▶ Elliott's 44 career field goals rank sixth all-time at Memphis. He will move into the top-five for field goals made at Memphis with two more field goals.



- ▶ Elliott has now scored 243 career points to rank sixth on the Memphis scoring list.
- ▶ Former PK **Ryan White** (1998-2001) ranks fifth on the all-time scoring list with 248 points.
- ▶ Elliott has notched 11 career double-digit scoring games.
- ▶ Elliott's 111 consecutive PATs is the most by a Memphis place-kicker and he currently owns the fourth-longest streak in NCAA FBS football.

## DUAL PUNTERS

- ▶ Memphis utilized two punters throughout the 2014 season – then, red-shirt freshman **Spencer Smith** and true freshman **Nick Jacobs**.
- ▶ Smith handled punts in all 13 games last year, averaging 40.3 yards on 58 punts. He placed 18 inside opponents' 20-yard line.
- ▶ During the first half of the 2015 season, the tandem combined to earn American Athletic Conference Special Teams Player of the Week honors in back-to-back weeks.

## SMITH'S SOPHOMORE START

- ▶ Spencer Smith is averaging 49.6 yards, which if he met the minimum of 3.6 punts per game, would rank third nationally.
- ▶ Currently Smith is one punt through five games shy of being ranked by NCAA Statistics.
- ▶ Of Smith's 17 punts, nine have been 50+ yards and six have been downed inside opponents' 20.
- ▶ Memphis ranks ninth nationally in net punting at 42.21 yards. Opponents have returned five punts for 33 total yards.
- ▶ Against Cincinnati, Smith averaged a career-high 52.7 yards on six punts in the Tigers' 53-46 come-from-behind win over the Bearcats. He flipped field position with every punt including three after the Tigers were pinned inside their own 20.
- ▶ Against Cincinnati, Smith had four punts of 50 yards or more including a career-long, 72-yarder which was his only touchback. That punt was the eighth-longest punt of the year in NCAA FBS Football. Even without it, Smith's average for the Cincinnati game would have been 48.8 yards per punt.
- ▶ For his efforts against Cincinnati, Smith was named the American Athletic Conference's Special Teams Player of the Week.

## DESIGNATED SHORT-FIELD PUNTER

- ▶ **Nick Jacobs** had just a 33.2 punting average in 2014, but all 16 of his punts were downed inside opponents' 20-yard line.
- ▶ The Aussie's first punt of 2015 came at Kansas where he had a 47-yard boot land in the end zone for his first touchback. Memphis gunner **DaShaughn Terry** came close to pushing the ball back out of the end zone but couldn't tap the ball back in play before his momentum carried him into the end one.
- ▶ Against USF in the Tigers' last game, Jacobs pinned the Bulls inside their own 20-yard line with all six of his punts. Jacobs averaged 36 yards on his career-high six punts. Three were downed on fair catches inside the 10.
- ▶ The Bulls did not have an opportunity return a punt during the game. Their average starting field position after Jacobs' punts was the USF 9-yard line.
- ▶ On a fake punt at Bowling Green, Jacobs' ran for 11 yards for a first down to sustain a scoring drive.

## ELLIOTT'S NUMBERS

### MEMPHIS CAREER POINTS SCORED

Rk	Player	Years	Points
1	Stephen Gostkowski	2002-05	369
2	DeAngelo Williams	2002-05	362
3	Joe Allison	1990-93	262
4	Matt Reagan	2006-09	260
5	Ryan White	1998-01	248
6	<b>Jake Elliott</b>	<b>2013-</b>	<b>243</b>
7	Dave Casinelli	1960-63	218
8	John Butler	1986-89	214
9	Jay McCoy	1968-70	171
10	Don Glosson	1983-85	168

### MEMPHIS CAREER FIELD GOALS MADE

Rk	Player	Years	FGs
1	Stephen Gostkowski	2002-05	70
2	Joe Allison	1990-93	51
3	Ryan White	1998-01	49
4	John Butler	1986-89	48
5	Matt Reagan	2006-09	46
6	<b>Jake Elliott</b>	<b>2013-</b>	<b>44</b>
7	Don Glosson	1983-85	34
8	Rusty Bennett	1977-80	30

### MEMPHIS LONGEST FIELD GOALS MADE

Rk	Player	Year	FG
1	Jake Elliott v USF	2013	56
2	Jake Elliott v BYU	2014	54
3	Jake Elliott v Tulsa	2014	53
	Stephen Gostkowski v Marshall	2005	53
4	Jake Elliott v Bowling Green	2015	52
	Jake Elliott v SMU	2013	52
	Ryan White v Cincinnati	1998	52
	Luis Tejada v Ole Miss	1994	52
	Don Glosson v Florida State	1985	52
9	Jake Elliott v Tulsa	2014	51
	Paulo Henriques v UAB	2012	51
	Stephen Gostkowski v East Carolina	2005	51
	Joe Allison v Ole Miss	1992	51
	Joe Allison v Arkansas	1992	51
	Don Glosson v Georgia	1984	51
	Thomas Ingles v Ole Miss	1982	51

### NCAA CURRENT CONSECUTIVE PAT STREAKS

Rk	Player, School	PATs
1	Robert Aguayo, Florida State	165
2	Ross Martin, Duke	129
3	Cody Clark, Middle Tennessee	119
4	<b>Jake Elliott, Memphis</b>	<b>111</b>
5	Elliott Fry, South Carolina	109

## NATIONAL POLLS

### AP TOP 25

1	Ohio State (27)	6-0	1411
2	Baylor (13)	5-0	1390
3	TCU (3)	6-0	1354
4	Utah (16)	5-0	1350
5	Clemson (1)	5-0	1260
6	LSU	5-0	1231
7	Michigan State	6-0	1129
8	Florida	6-0	1075
9	Texas A&M (1)	5-0	1046
10	Alabama	5-1	1034
11	Florida State	5-0	937
12	Michigan	5-1	894
13	Ole Miss	5-1	803
14	Notre Dame	5-1	766
15	Stanford	4-1	662
16	Oklahoma State	6-0	614
17	Iowa	6-0	520
18	UCLA	4-1	487
19	Oklahoma	4-1	342
20	Northwestern	5-1	317
21	Boise State	5-1	260
22	Toledo	5-0	237
23	California	5-1	204
24	Houston	5-0	121
25	Duke	5-1	114

**Others receiving votes:** Temple 96, **Memphis 59**, Arizona State 27, Mississippi State 19, Georgia 16, Texas Tech 10, Brigham Young 8, Southern Cal 5, Western Kentucky 5, Penn State 4, Kentucky 4, Navy 3, North Carolina 1.

### AMWAY COACHES POLL

1	Ohio State (47)	6-0	1547
2	Baylor (8)	5-0	1463
3	TCU (5)	6-0	1441
4	Michigan State (1)	6-0	1358
5	LSU (1)	5-0	1288
6	Clemson	5-0	1245
7	Utah (1)	5-0	1239
8	Florida State	5-0	1080
9	Alabama	5-1	1052
10	Texas A&M	5-0	1028
11	Florida	6-0	1001
12	Ole Miss	5-1	837
13	Notre Dame	5-1	786
14	Michigan	5-1	760
15	Oklahoma State	6-0	689
16	Stanford	4-1	677
17	Iowa	6-0	525
18	UCLA	4-1	466
19	Oklahoma	4-1	432
20	Boise State	5-1	321
21	Northwestern	5-1	242
22	<b>Memphis</b>	<b>5-0</b>	<b>185</b>
23	California	5-1	174
24	Duke	5-1	154
25	Toledo	5-0	149

**Others receiving votes:** Houston 75, Temple 71, Georgia 61, Arizona State 33, Mississippi State 21, Wisconsin 20, Kentucky 13, Kansas State 11, Penn State 6, Southern Cal 4, Texas 4, Texas Tech 4, West Virginia 3, North Carolina 3, Navy 2, Washington 2, Tennessee 1, Illinois 1, Arizona 1.

## PROTECTING THE FOOTBALL

- ▶ Memphis has had just four turnovers – all fumbles lost – through five games of the 2015 season.
- ▶ The USF game marked the third game this season Memphis has not had a turnover.
- ▶ The Tigers have had only one multi-turnover game this season (3 fumbles in win at Kansas).
- ▶ Among NCAA FBS leaders in the statistical category, Memphis ranks tied for fourth in turnovers lost this season.
- ▶ LSU and Florida State have had a Division low one turnovers lost this season.
- ▶ All 13 NCAA FBS teams to turn the ball over four times or less are enjoying a winning season heading into the week. Five of the 13 schools are undefeated while three others have lost just one game.

## CONVERTING ON THIRD AND FOURTH DOWN

- ▶ Memphis has been efficient at moving the chains on third and fourth down.
- ▶ Heading into the week, Memphis ranks 14<sup>th</sup> nationally in third-down conversions at 47.2 percent. The Tigers are 34-of-72 on third down this season.
- ▶ Memphis is 5-of-6 on fourth down conversion attempts this season. The Tigers rank 10<sup>th</sup> nationally in the category.
- ▶ Against Bowling Green, Memphis was 3-for-3 on fourth down plays. Taking into account the third-down plays in the game, Memphis moved the chains 12-of-20 times (.600) in four-down, 10-yard segments during the game.

## CLOSE TO A RECORD NIGHT IN LAWRENCE

- ▶ Memphis' 651 yards of total offense in the Kansas game ranks as the second-most for a single game in school history.
- ▶ Memphis had 370 passing yards and 281 rushing yards.
- ▶ The school mark for most yardage in a game was 659 total yards in a 69-19 rout of rival Louisville in 1969.
- ▶ The yardage tally against Kansas came on 79 total plays.
- ▶ Memphis averaged 8.2 yards per play against the Jayhawks.

## THREE YEARS OF DEFENSIVE IMPROVEMENT

- ▶ Prior to the arrival of **Justin Fuente** Memphis ranked 117<sup>th</sup> out of 120 FBS teams in total defense (491.00 ypg) and 105<sup>th</sup> in scoring defense (35.08 ppg) in 2011. The Tigers' 299.42 yards allowed passing during the 2011 season ranked 120<sup>th</sup>.
- ▶ In 2014, Memphis ranked 27<sup>th</sup> in total defense (348.5 ypg) and 11<sup>th</sup> in scoring defense (19.5 ppg). The Tigers allowed 228.0 passing yards per game (62<sup>nd</sup>) and 121.5 rushing yards (19<sup>th</sup>).
- ▶ Memphis' defense averaged 5.76 three-and-outs last season. Among teams responding to an NCAA statistical survey, the Tigers ranked fourth.
- ▶ Of Memphis opponents' 191 offensive series in 2014, 75 ended without a first down (39.2 percent).

## THREE STOPS

- ▶ Through just over three quarters of play at Bowling Green, Memphis' defense gave up 562 yards of offense. BGSU's scoring drives included three of 90+ yards.
- ▶ Memphis' defense locked down Bowling Green's high-flying offense on the Falcons' final three series. BGSU failed to make a first down over its final three offensive series, picking up just 17 yards over its final 10 offensive plays.
- ▶ Bowling Green quarterback Matt Johnson, the previous week's Davey O'Brien Award Player of the Week, finished the day completing 22-of-44 passes for 443 yards and four touchdowns. Over the last three BGSU offensive series, Johnson was 2-for-6 for two yards.
- ▶ **Arthur Maulet's** third pass breakup of the game secured the victory. **Chauncey Lanier** had two pass breakups, **Chris Morley** had one.
- ▶ On Bowling Green's final offense series, defensive end **Christian Johnson**, who made his first career start, put the Falcons in a second-and-16 with a quarterback sack on first down. LB **Shareef White** then stopped Travis Green for a five-yard loss on a second-down receptions.

## TIGERS IN OVERTIME GAMES

- ▶ Memphis has been involved in seven overtime games (2-5).
- ▶ The Tigers ended the 2014 season with the first overtime game in five seasons, defeating BYU 55-48 in double overtime at the Miami Beach Bowl.
- ▶ The previous overtime game came in the 2009 season finale at Tulsa. The Golden Hurricane defeated the Tigers 33-30 on Nov. 27, 2009.
- ▶ Prior to the Tulsa game, Memphis' previous overtime game was against SMU and was decided in three overtime periods, 55-52.
- ▶ Memphis has played a total of three, multi-overtime affairs. The Tigers played a three-overtime game against Houston on Oct. 31, 2000. The Cougars won that game 33-30.

## MEMPHIS' OVERTIME GAMES

- ▶ Oct. 31, 2000 vs. Houston (L, 33-30/3 ot) ▶ Nov. 11, 2000 vs. Cincinnati (L, 13-10) ▶ Sept. 24, 2005 at Tulsa (L, 37-31)
- ▶ Nov. 18, 2006 vs. Houston (L, 23-20) ▶ Nov. 24, 2007 vs. SMU (W, 55-52/3 ot) ▶ Nov. 27, 2009 at Tulsa (L, 33-30)
- ▶ Dec. 22, 2014 vs. BYU (W, 55-48/2ot)





## SENIOR CLASS

- ▶ Memphis' 2015 roster includes 15 seniors – DBs **Reggis Ball** and **Dion Witty**, LBs **Wynton McManis** and **Leonard Pegues**, DE **Ricky Hunter**, OLs **Taylor Fallin**, **Ryan Mack**, **Micah Simmons** and **Tyler Uselton**, TE **Alan Cross**, WRs **Isaiah Farris**, **Mose Frazier** and **Tevin Jones**, RB **Darius Lee** and QB **Jason Stewart**.
- ▶ In comparison, Memphis had 20 seniors on its 2014 roster.
- ▶ Comparatively, Memphis' previous senior classes under head coach **Justin Fuente** have consisted of 14 seniors apiece.
- ▶ Memphis has 27 juniors on this year's squad.

## ACADEMICS & TIGER DEGREES

- ▶ Memphis Football recorded its highest grade-point average in program history and its highest graduation success rate over the last year.
- ▶ Memphis's 2015 roster includes five graduates - **Alan Cross** (B.S. in Chemistry), **Mose Frazier** (B.S. in Business Management), **Ryan Mack** (B.S. in Justice Management from Louisville) and **Micah Simmons** (Health & Sports Science).
- ▶ Over the course of the 2014-15 academic year, which ended with August's summer commencement, the balance of the 2014 senior class earned their bachelor's degree from the University of Memphis.
- ▶ The UofM had 22 football student-athletes graduate over the past year.
- ▶ The 2014 Memphis roster additionally included four players who returned for their final year of eligibility as UofM graduates – **Al Bond**, **Brandon Hayes**, **Martin Ifedi** and **Melvin Jones**.

## ACADEMIC RECOGNITION

- ▶ Memphis senior OL **Micah Simmons**, who is one of the five college graduates on this year's team, is a semifinalist for the National Football Foundation's Scholar-Athlete Awards.
- ▶ Presented by Fidelity Investments, the awards were established in 1959 as the first initiative in history to honor scholar-athletes with post-graduate scholarships for their combined athletic, academic and leadership abilities. In 2011, Fidelity Investments became the first official sponsor in the 54-year history of the prestigious program, which has awarded more than \$10.7 million to 804 individuals since its inception.
- ▶ The program currently provides \$313,000 each year in postgraduate scholarships to the nation's top scholar-athletes from all levels of collegiate play.
- ▶ Nominated by their schools, which are limited to one nominee each, candidates must be a senior or graduate student in their final year of eligibility, have a grade point average of at least 3.2 on a 4.0 scale, have outstanding football ability as a first team player and have demonstrated strong leadership and citizenship.
- ▶ Simmons graduated from the University of Memphis in May with a bachelor's degree in Health and Sports Science. As an undergraduate, Simmons carried a 3.63 grade-point average.
- ▶ Simmons is pursuing a second degree in Health and Sports Performance.
- ▶ On the playing field, Simmons has seen action in 37 games, starting 10 contests. He has played over 1,000 snaps while seeing action at all three interior line positions (right and left guard as well as center).

## CRUNCHING THE ATTENDANCE NUMBERS

- ▶ Memphis drew 45,172 for the Cincinnati game. The attendance followed up a crowd of 41,730 for the season opener against Missouri State.
- ▶ The Tigers have drawn 40,000+ for consecutive home games for the first time since 2005.
- ▶ Memphis drew 47,669 for UAB (Nov. 1, 2005) and 46,403 for Marshall (Nov. 26, 2005), the last time the school drew 40K in consecutive games.

## BULL BRAMLETT RECOGNITION

- ▶ The City of Memphis, the City Council and the University of Memphis will honor the late John Bramlett in a ceremony to be held prior to the Ole Miss game at 8:45 a.m. on Saturday. A section of Tiger Lane, which runs from Early Maxwell Boulevard west towards East Parkway and parallel to the Pipkin Center, will now have street signs proclaiming that portion of Tiger Lane as John "Bull" Bramlett Lane.
- ▶ Plans call for Councilman Bill Boyd, Bramlett's widow, Nancy, sons Andy and Don and their families to be in attendance, as well as representatives of the University, the athletic department, the Memphis Band, the Mighty Sound of the South and spirit squad.
- ▶ The unveiling ceremony will be held at the corner of Early Maxwell Blvd and Tiger Lane, adjacent to the northeast corner of the Pipkin Center.

## NETWORK TELEVISION & ATTENDANCE

- ▶ While Saturday's game will mark the third straight for the Tigers on a national network (Cincinnati on ESPN & USF on ESPN2), the ABC broadcast will mark the first time a Memphis game has been broadcast by an over-the-air network since the 21-17 win over then, No. 6 Tennessee on Nov. 9, 1996.
- ▶ Memphis will make its first appearance on ABC since a 24-3 loss to No. 5 Florida State in the Liberty Bowl on Oct. 25, 1980. The Tigers' 1967 game against Florida State was also broadcast by ABC.
- ▶ For the first time in program history, Memphis will be playing a third-straight home game in front of a crowd in excess of 40,000 on Saturday. The UofM has averaged 43,451 for its first two home games of 2015.
- ▶ The school record for home attendance average is 41,175 set in 2004.

## TIGERS IN THE NFL

### MEMPHIS' CURRENT NFL PLAYERS

- ▶ Lonnie Ballentine, FS, Houston Texans
- ▶ Jordan Devey, OL, San Francisco 49ers
- ▶ Stephen Gostkowski, PK, New England Patriots
- ▶ Ronald Leary, OL, Dallas Cowboys
- ▶ Bobby McCain, CB, Miami Dolphins
- ▶ Clinton McDonald, DT, Tampa Bay Buccaneers
- ▶ Dontari Poe, DT, Kansas City Chiefs
- ▶ DeAngelo Williams, RB, Pittsburgh Steelers

### NFL HISTORY:

#### TIGER GREATS WHO PLAYED IN THE LEAGUE

- ▶ Charlie Babb, DB, Member of the Miami Dolphins undefeated, Super Bowl VIII championship team (1972-79).
- ▶ Marcus Bell, DT, Memphis' current Director of High School Relations played for the Arizona Cardinals, Detroit Lions and New York Giants (2001-07).
- ▶ John Bramlett, LB, Pro Bowl player for both the Denver Broncos and Miami Dolphins before concluding playing career with the New England Patriots and Atlanta Falcons (1965-71).
- ▶ Isaac Bruce, WR, Four-time Pro Bowl selection whose 15,208 receiving yards ranks fourth all-time in the league. Played for the St. Louis Rams and San Francisco 49ers (1994-2008).
- ▶ Ken Irwin, DB, Played for the Buffalo Bills, New Orleans Saints and Minnesota Vikings (1995-2005). Inducted into the University of Memphis Athletic Hall of Fame earlier this year.
- ▶ Harry Schuh, OT, A member of the Oakland Raiders' All-Time Team who played in the second AFL-NFL World Championship Game. Was an All-Pro player for the Raiders before concluding his playing career with the Los Angeles Rams and Green Bay Packers (1965-74).





## STADIUM FACTS

Capacity	59,308
Surface	AstroTurf®
Location	335 South Hollywood, Memphis
First Game	Sept. 18, 1965
Opponent	Ole Miss
Score	Ole Miss 34, Memphis 14
All-Time LBMS Record	155-141-7
Most Points Scored	69 vs. Louisville (1969)
Most Points Scored by Opponent	59, Miss. State (2011)

## TOP CROWDS

1996	Tennessee	65,885
1991	Mississippi	65,483
1992	Tennessee	65,234
1987	Mississippi	64,187
2000	Tennessee	63,121
2006	Tennessee	61,783
1989	Mississippi	59,795
1999	Mississippi	57,523
1989	Arkansas State	57,500
1988	Tennessee	55,173
2005	Mississippi	53,339
1981	Mississippi	53,170
1979	Mississippi	53,166
2004	Louisville	52,384

## TOP CROWDS (DISCOUNTING SEC OPPONENTS)

1989	Arkansas State	57,500
2004	Louisville	52,384
1990	Arkansas State	50,178
2003	USF	47,875
2005	UAB	47,669
2004	Southern Miss	47,163
2005	Marshall	46,403
2014	Middle Tennessee	46,378
2013	Duke	44,237
2003	Louisville	44,081
1984	Louisiana-Lafayette	42,256
2008	Louisville	40,248
2003	East Carolina	40,131
1984	North Carolina	39,851
1983	Virginia Tech	39,528
2012	UT Martin	39,076

## LIBERTY BOWL MEMORIAL STADIUM

The University of Memphis football program is fortunate to have one of the finest facilities in the nation in which to play its home games. Liberty Bowl Memorial Stadium, "built by the citizens of Memphis," is a memorial to the veterans of World War I, World War II and the Korean War. The renovated 61,000-seat facility, built in 1965 at a cost of \$3.7 million by the city of Memphis, is operated by the Memphis Park Services Department.

The Tigers inaugurated the stadium in the fall of 1965 and in 50-plus years, have compiled a 155-141-7 record in the Liberty Bowl. The stadium features an AstroTurf® playing surface, spacious locker rooms and a four-level press box which features a VIP stadium club. The playing surface, which had been natural grass through the 2004 season, was replaced with a FieldTurf surface prior to the 2005 campaign. For the 2012 season, the surface changed to AstroTurf®, a surface used in several FBS collegiate and NFL stadiums. The field surface upgrade was part of major renovations to the stadium for 2012.

The centerpiece of the 2012 renovations at Liberty Bowl Memorial Stadium was a \$2.5 million video scoreboard and sound system. A generous donation provided by Fed Ex to the U of M paved the way for the video board/sound system upgrades.

The south end zone features a 98x48-foot, state-of-the-art video board with a sound system located on the sides of the structure. The speakers and cap/crown of the scoreboard makes the structure's actual size grow to 106 feet by 58 feet. According to available statistics, the board is one of the top-10 largest video boards in the nation.

In 2012, the north end zone was updated with an LED board that is 38x10 feet in size.

In addition to the \$850,000 FieldTurf playing surface for the 2005 season, the Liberty Bowl underwent several aesthetic changes the last six years (2005-11) that made the stadium look more like the "Home of the Tigers."

Prior to the start of the 2006 season, Jim McDonald of McDonald Outdoor provided several large photo wraps on the walls of the stadium's entrances to welcome Tigers fans. Graphics wraps were unveiled around the stadium's interior in 2008, and a face-lift project for the stadium's restrooms on the lower concourse was completed prior to the start of the season.

A major renovation project took place at the Liberty Bowl prior to the start of the 2009 season when the Tigers and visitors' locker rooms both

underwent makeovers. The most notable change was the separation of the two locker rooms in the north tunnel. The Tigers' locker room remained in the north tunnel, while the visitors' locker room moved to the stadium's south tunnel.

Renovations in both 2009 and 2013 have brought the stadium into compliance with ADA specifications. The two separate renovations lowered the stadium's capacity from 62,380 to 59,308.

In the spring of 2010, the Memphis City Council approved a \$15.7 million capital improvements budget to upgrade the grounds surrounding the Liberty Bowl. Included in the renovations was the construction of a grand entrance off East Parkway which City Council approved naming "Tiger Lane" in honor of the facility's longest tenant — the University of Memphis. "Tiger Lane" officially opened Sept. 18, 2010, when Memphis hosted Middle Tennessee.

Prior to the recent upgrades in the 2000s, the previous major renovation came in 1987 to a tune of \$19.5 million. Included in the 1987 facelift were the addition of the sky-suites located on the east side of the stadium, approximately 12,000 seats in the stands and a stadium club to accommodate donors. Other areas of the stadium also were vastly improved, including the lighting system, playing surface, handicap seating area, concession stands and restroom facilities.

In December of 1983, city of Memphis officials named the playing surface Rex Dockery Field in honor of the late Tigers coach who was killed in a plane crash.

The stadium also hosts the annual AutoZone Liberty Bowl Game, as well as the Southern Heritage Classic. In spring of 2011, the world-renowned 'Memphis In May' BBQ Contest was moved to "Tiger Lane" from Tom Lee Park on the Mississippi River as a result of flooding in that area.

Throughout the 50-year history, several professional teams have called the Liberty Bowl home. In 1974, the Grizzlies of the World Football League played their only season in Memphis. From 1978-80, the stadium hosted the Memphis Rogues of the North American Soccer League, and later in 1984-85, the Showboats of the U.S. Football League (USFL). Three other professional football organizations spent one season in the Liberty Bowl, including the XFL's Memphis Maniax (2001), the NFL's Tennessee Oilers (1997) and the CFL's Memphis Mad Dogs (1995).

## MEMPHIS DEPTH CHART

## OFFENSE

<b>QB</b>	12	Paxton Lynch	6-7	245	r-Jr./2L	Deltona, Fla./Trinity Christian Academy
	10	Clay Holgorsen	6-1	195	r-Fr./SQ	Katy, Texas/James E. Taylor HS
<b>-of-</b>	7	Brady Davis	6-4	205	Fr./HS	Starkville, Miss./Starkville HS
<b>RB</b>	11	Sam Craft	6-0	210	Jr./2L	Memphis, Tenn./Olive Branch HS
	25	Jarvis Cooper	6-1	245	So./1L	West Memphis, Ark./West Memphis Senior HS
<b>WR</b>	87	Tevin Jones	6-2	225	r-Sr./3L	League City, Texas/Clear Creek HS
	3	Anthony Miller	5-11	190	r-So./SQ	Memphis, Tenn./Christian Brothers HS
<b>WR</b>	89	Phil Mayhue	6-3	210	So./1L	Sicklerville, N.J./Winslow Township HS/Atlanta Sports Acad.
	18	Roderick Proctor	5-11	175	So./1L	Orlando, Fla./Dr. Phillips HS
<b>WR</b>	5	Mose Frazier	5-11	190	r-Sr./2L	Memphis, Tenn./Whitehaven HS
	19	Jae'Lon Oglesby	5-11	175	Fr./HS	Central, S.C./D.W. Daniel HS/Fork Union Military Academy
<b>TE</b>	40	Alan Cross	6-1	235	r-Sr./3L	Millington, Tenn./Millington HS
	80	Daniel Montiel	6-3	240	r-Jr./2L	Arlington, Texas/Arlington HS
<b>LT</b>	77	Taylor Fallin	6-6	330	r-Sr./3L	Bowie, Md./Hargrave Military Academy
	65	Christopher Roberson	6-7	330	r-Jr./2L	Memphis, Tenn./Central Baptist School
<b>LG</b>	63	Tyler Useton	6-3	310	Sr./1L	Great Bend, Kan./Great Bend HS/Butler CC
	64	Zach Collins	6-4	290	r-So./1L	Memphis, Tenn./Harding Academy
<b>C</b>	54	Drew Kyser	6-5	300	Fr./HS	Opelika, Ala./Opelika HS
	75	Michael Stannard	6-2	290	r-Jr./2L	Columbia, Mo./Rock Bridge HS
<b>RG</b>	71	Gabe Kuhn	6-4	295	r-So./1L	Wildwood, Mo./Lafayette HS
	70	Micah Simmons	6-3	295	Sr./3L	Lindale, Texas/Lindale HS
<b>RT</b>	74	Ryan Mack	6-5	310	Sr./TR	Memphis, Tenn./Wooddale HS/Louisville
	72	Trevon Tate	6-4	280	r-Fr./SQ	Houston, Texas/North Shore HS

## DEFENSE

<b>DE</b>	15	Christian Johnson	6-5	255	r-So./1L	Memphis, Tenn./Southwind HS
	14	Latarius Brady	6-2	280	r-Jr./2L	Memphis, Tenn./East HS
<b>NT</b>	58	Donald Pennington	6-2	295	r-Jr./2L	Amite, La./Amite HS
	98	Jared Gentry	6-2	325	Fr./HS	Opelika, Ala./Opelika HS
<b>DE</b>	48	Ernest Suttles	6-5	265	r-So./1L	Tampa, Fla./Gaither HS
	91	Ricky Hunter	6-3	290	r-Sr./3L	Auburn, Ala./Loachapoka HS
<b>DAWG</b>	34	Jackson Dillon	6-6	245	Jr./2L	Ringling, Okla./Ringling HS
	13	DeMarco Montgomery	6-3	245	Jr./Tr	Atmore, Ala./Spanish Fort HS/East Mississippi CC
<b>WLB</b>	45	Noah Robinson	6-4	225	So./1L	Worcester, Mass./Doherty Memorial HS/Atlanta Sports Academy
	6	Genard Avery	6-1	255	So./1L	Grenada, Miss./Grenada HS
<b>MLB</b>	53	Leonard Pegues	5-11	240	Sr./3L	Olive Branch, Miss./Olive Branch HS
	30	Shareef White	6-1	230	So./1L	Grenada, Miss./Grenada HS
<b>SLB</b>	16	Wynton McManis	6-1	225	Sr./3L	Olive Branch, Miss./Olive Branch HS
	29	Darian Porter	6-3	230	So./TR	Louisville, Ky./Seneca HS/Mt. San Jacinto College
<b>CB</b>	10	Dontrell Nelson	6-1	180	Jr./2L	Olive Branch, Miss./Olive Branch HS
	9	Jamil Collins	5-11	170	r-So./1L	Olive Branch, Miss./Olive Branch HS
<b>FS</b>	39	Reggis Ball	5-11	210	r-Sr./3L	Stone Mountain, Ga./Stephenson HS
	27	Dion Witty	5-10	190	Sr./3L	Coral Springs, Fla./Coral Springs HS
<b>SS</b>	32	DaShaughn Terry	6-0	190	r-So./1L	Blue Springs, Mo./Blue Springs HS/Iowa Western JC
	17	Chris Morley	5-11	195	r-Jr./2L	Plantation, Fla./South Plantation HS
<b>CB</b>	8	Arthur Maulet	5-11	190	Jr./TR	Harvey, La./Bonnabel HS/Copiah-Lincoln CC
	12	Chauncey Lanier	5-10	185	r-Jr./2L	Davie, Fla./Nova HS

## SPECIAL TEAMS

<b>KOR</b>	19	Jae'Lon Oglesby	5-11	175	Fr./HS	Central, S.C./D.W. Daniel HS/Fork Union Military Academy
	11	Sam Craft	6-0	210	Jr./2L	Memphis, Tenn./Olive Branch HS
<b>PR</b>	18	Roderick Proctor	5-11	165	So./1L	Orlando, Fla./Dr. Phillips HS
	3	Anthony Miller	5-11	190	r-So./SQ	Memphis, Tenn./Christian Brothers HS
<b>P</b>	36	Spencer Smith	6-1	175	r-So./1L	Newnan, Ga./East Coweta HS
	47	Nick Jacobs	6-1	190	So./1L	Melbourne, Victoria, Australia/Brighton Grammar
<b>PK</b>	46	Jake Elliott	5-10	165	Jr./2L	Western Springs, Ill./Lyons Township HS
	36	Spencer Smith	6-1	175	r-So./1L	Newnan, Ga./East Coweta HS
<b>LS</b>	41	Trevor Morgan	6-1	210	Jr./2L	Fayetteville, Ga./Whitewater HS
	52	Tim Belles	6-5	250	Fr./HS	Germantown, Tenn./Houston HS
<b>H</b>	35	Evan Michael	6-1	230	r-So./1L	Germantown, Tenn./Christian Brothers HS

## PRONUNCIATION KEYS

Genard Avery.....Jah-nard  
 Reggis Ball.....REE-Jus  
 Latarius Brady.....Luh-ter-E-us  
 Doroland Dorceus.....DOOR-uh-luhn DOR-CEE-us  
 Mose Frazier.....MOZ  
 Jamarius Henderson.....Juh-mer-E-us  
 Khalil Johnson.....Kah-LEEL  
 Tevin Jones.....Teh-vin  
 Gabe Kuhn.....CUN  
 Arthur Maulet.....Mahl-et  
 Daniel Montiel.....Mon-TEEL  
 Jae'Lon Oglesby.....JA-lon

Leonard Pegues.....Puh-GEES  
 Joseph Prevost.....PREE-VOST  
 Nick Raby.....RA-BE  
 Christopher Roberson.....Rob-er-son  
 Mechane Slade.....Meh-SHANE  
 Michael Stannard.....Stan-erd  
 DaShaughn Terry.....Da-Shawn  
 Malik Thomas.....Muh-LEEK  
 Tyler Useton.....Us-uhl-ton  
 Tearris Wallace.....Tehr-et  
 Shareef White.....Sha-REEF

## PARTICIPATION

No	Name, Pos	'12	'13	'14	'15	Total
2	Ty Northern, DB	-	-	-	5/0	5/0
3	Anthony Miller, WR	-	-	-	5/0	5/0
4	Robert Davis, RB	-	-	3/0	-	3/0
5	Mose Frazier, WR	-	12/3	13/7	5/5	30/15
6	Genard Avery, LB	-	-	13/1	5/2	18/3
7	Curtis Atkins, LB	-	-	-	3/0	3/0
8	Arthur Maulet, DB	-	-	-	5/5	5/5
9	Jamil Collins, DB	-	-	1/0	4/0	5/0
10	Clay Holgorsen, QB	-	-	-	2/0	2/0
10	Dontrell Nelson, DB	-	9/0	12/0	5/2	26/2
11	Sam Craft, ATH	-	12/8	8/6	6/6	25/19
12	Chauncey Lanier, DB	-	8/0	12/0	5/3	25/3
12	Paxton Lynch, QB	-	12/12	13/13	5/5	30/30
13	DeMarco Montgomery, DL	-	-	-	5/0	5/0
14	Latarius Brady, DL	-	12/0	13/7	5/2	30/9
15	Christian Johnson, DL	-	-	6/0	5/3	11/3
15	Jason Stewart, QB	-	-	5/0	-	5/0
16	Wynton McManis, LB	12/8	12/0	10/6	5/5	39/19
17	Chris Morley, DB	-	12/0	10/0	5/0	27/0
18	Roderick Proctor, WR	-	-	13/3	5/0	18/3
19	Jae'Lon Oglesby, WR	-	-	-	4/0	4/0
23	B.J. Ross, DB	-	12/0	13/0	5/0	30/0
24	Tearris Wallace, RB	-	-	3/0	1/0	4/0
25	Jarvis Cooper, RB	-	-	13/0	5/0	18/0
26	Jamarius Henderson, RB	-	-	-	4/0	4/0
27	Dion Witty, DB	-	8/0	11/2	5/4	24/7
28	Doroland Dorceus, DB	-	9/1	5/0	5/0	19/1
29	Darian Porter, LB	-	-	-	4/0	4/0
30	Shareef White, LB	-	-	12/0	5/2	17/2
31	Anthony Young, DB	-	-	7/0	1/0	8/0
32	DaShaughn Terry, DB	-	-	13/0	5/4	18/4
33	Phillip Sumpter, DB	-	-	2/0	5/0	7/0
34	Jackson Dillon, DAWG	-	12/8	13/12	5/5	30/25
34	Darius Lee, RB	-	-	-	1/0	1/0
35	Evan Michael, P	-	-	13/0	5/0	18/0
35	Frank Wims, WR	-	-	-	1/0	1/0
36	Spencer Smith, P	-	-	13/0	5/0	18/0
39	Reggis Ball, DB	12/0	12/2	13/11	5/2	42/15
40	Alan Cross, TE	12/10	11/10	13/11	5/5	41/36
41	Isaiah Farris, WR	-	-	-	5/0	5/0
41	Trevor Morgan, LS	-	12/0	13/0	5/0	30/0
43	Deandre Jordan, LB	-	-	-	4/0	4/0
45	Noah Robinson, LB	-	-	13/1	5/3	18/4
46	Jake Elliott, PK	-	12/0	13/0	5/0	30/0
47	Nick Jacobs, P	-	-	10/0	3/0	13/0
48	Ernest Suttles, DL	-	-	13/8	4/3	17/11
50	Lenard Harden, LB	-	7/0	2/0	5/0	14/0
51	Jace Neville, OL	-	-	-	1/0	1/0
53	Leonard Pegues, LB	12/0	12/0	13/0	4/3	41/3
54	Drew Kyser, OL	-	-	-	5/4	5/4
57	Alexander Karr, OL	-	-	3/0	1/0	4/0
58	Donald Pennington, DL	-	10/2	12/0	5/5	27/7
60	Cooper Williams, OL	-	-	-	1/0	1/0
63	Tyler Useton, OL	-	-	13/13	5/5	18/18
64	Zach Collins, OL	-	-	13/3	5/0	18/3
65	Chris Roberson, OL	-	11/0	13/0	5/1	29/1
70	Micah Simmons, OL	12/3	10/5	9/0	5/2	36/10
71	Gabe Kuhn, OL	-	-	13/13	4/4	17/17
72	Trevon Tate, OL	-	-	-	5/2	5/2
74	Ryan Mack, OL	-	-	-	5/3	5/3
75	Michael Stannard, OL	11/0	-	12/6	5/0	28/6
77	Taylor Fallin	8/2	12/10	13/12	4/4	37/28
78	Nick Thomas, OL	-	-	-	1/0	1/0
80	Daniel Montiel, TE	-	9/0	10/3	5/0	24/3
83	Daniel Hurd, WR	-	11/2	5/0	4/0	20/2
84	Robby Young, TE	-	-	9/0	4/0	13/0
85	Greg McKillion, WR	-	-	8/0	3/0	11/0
87	*Tevin Jones, WR	12/1	12/7	13/10	5/5	43/23
88	Drew Bishop, WR	-	4/0	10/0	1/0	15/0
89	Phil Mayhue, WR	-	-	13/1	5/5	18/6
91	Ricky Hunter, DL	12/5	12/8	13/2	5/2	42/17
93	Cortez Crosby, DL	-	-	13/0	2/1	15/0
95	Michael Edwards, DL	-	-	-	5/0	5/0
96	Emanuel Cooper, DL	-	-	-	2/0	2/0
98	Jared Gentry, DL	-	-	-	5/0	5/0

\*Played one game in 2011



## MEMPHIS TIGERS NUMERICAL ROSTER

No.	Name	Pos.	Ht.	Wt.	Cl./Exp.	Hometown/Last School	No.	Name	Pos.	Ht.	Wt.	Cl./Exp.	Hometown/Last School
2	Ty Northern	DB	6-1	190	RS Jr./SQ	Tunica, Miss./Rosa Fort HS/Pearl River CC	45	Nick Raby	TE	6-4	240	Fr./HS	Cape Coral, Fla./Baker HS
3	Anthony Miller	WR	5-11	190	RS So./SQ	Memphis, Tenn./Christian Brothers HS	45	Noah Robinson	LB	6-4	225	So./1L	Worcester, Mass./Doherty Memorial HS/ Atlanta Sports Academy
4	Robert Davis	RB	5-9	165	RS So./1L	Tampa, Fla./Carrollwood Day HS	46	Jake Elliott	PK	5-10	165	Jr./2L	Western Springs, Ill./Lyons Township HS
5	Mose Frazier	WR	5-11	190	RS Sr./2L	Memphis, Tenn./Whitehaven HS	46	Vincent Wilkerson	WR	5-11	195	RS Fr./SQ	Mequon, Wisc./Homestead HS
6	Genard Avery	LB	6-1	255	Soph./1L	Grenada, Miss./Grenada HS	47	Devonte Howard	WR	5-9	170	RS Fr./SQ	Bryant, Ark./Bryant HS
7	Curtis Akins	LB	6-2	230	RS Fr./SQ	Byhalia, Miss./Byhalia HS	47	Nick Jacobs	P	6-1	195	So./1L	Melbourne, Victoria, Australia/ Brighton Grammar School
7	Brady Davis	QB	6-4	205	Fr./HS	Starkville, Miss./Starkville HS	48	Ernest Suttles	DE	6-5	265	RS So./1L	Tampa, Fla./Gaither HS
8	Arthur Maulet	DB	5-11	190	Jr./TR	Harvey, La./Bonnabel HS/ Co-Lin CC	49	Joseph Prevost	LB	6-1	220	Fr./HS	Marrero, La./Archbishop Shaw HS
9	Jamil Collins	DB	5-11	170	RS So./1L	Olive Branch, Miss./Olive Branch HS	50	Lenard Harden	LB	5-11	205	Jr./2L	Memphis, Tenn./Ridgeway HS
10	Clay Holgorsen	QB	6-1	195	RS Fr./SQ	Katy, Texas/James E. Taylor HS	51	Jace Neville	OL	6-6	290	RS Fr./SQ	Columbia, Mo./Rock Bridge HS
10	Dontrell Nelson	DB	6-1	180	Jr./2L	Olive Branch, Miss./Olive Branch HS	51	Austin Scott	DE	5-10	240	RS Jr./SQ	Memphis, Tenn./First Assembly Christian
11	Sam Craft	ATH	6-0	210	Jr./2L	Memphis, Tenn./Olive Branch HS	52	Tim Belles	LS	6-5	250	Fr./HS	Germantown, Tenn./Houston HS
12	Chauncey Lanier	DB	5-10	185	RS Jr./2L	Davie, Fla./Nova HS	53	Leonard Pegues	LB	5-11	240	Sr./3L	Olive Branch, Miss./Olive Branch HS
12	Paxton Lynch	QB	6-7	245	RS Jr./2L	Deltona, Fla./Trinity Christian Academy	54	Drew Kyser	OL	6-5	300	Fr./HS	Opelika, Ala./Opelika HS
13	Kedarian Jones	WR	6-1	175	Fr./HS	Dallas, Texas/Kimball HS	56	Ross Burcham	LB	6-5	215	Fr./HS	Adamsville, Tenn./Adamsville HS
13	DeMarco Montgomery	DE	6-3	245	Jr./TR	Atmore, Ala./Spanish Fort HS/East Miss CC	57	Alexander Karr	OL	6-5	285	RS So./1L	Bartlett, Tenn./Christian Brothers HS
14	Latarious Brady	DE	6-2	280	RS Jr./2L	Memphis, Tenn./East HS	58	Donald Pennington	DL	6-2	295	RS Jr./2L	Amite, La./Amite HS
15	Christian Johnson	DE	6-5	255	RS So./1L	Memphis, Tenn./Southwind HS	59	Brytain Peddy	OL	6-5	310	Fr./HS	Munford, Tenn./Munford HS
15	Jason Stewart	QB	6-3	205	Sr./1L	Alexandria, Va./Hayfield Secondary HS/ Fort Scott CC	60	Cooper Williams	OL	6-0	280	RS Fr./SQ	Memphis, Tenn./Christian Brothers HS
16	Wynton McManis	LB	6-1	225	Sr./3L	Olive Branch, Miss./Olive Branch HS	61	Christos Aloizos	OL	6-4	295	RS Jr./SQ	Ardsey, N.Y./Archbishop Stepinac HS/ Western Illinois
17	Chris Morley	DB	5-11	195	RS Jr./2L	Plantation, Fla./South Plantation HS	63	Tyler Uselton	OL	6-3	310	Sr./1L	Great Bend, Kan./Great Bend HS/Butler CC
18	Roderick Proctor	WR	5-11	175	So./1L	Orlando, Fla./Dr. Phillips HS	64	Zach Collins	OL	6-4	290	RS So./1L	Memphis, Tenn./Harding Academy
19	Jae'Lon Oglesby	WR	5-11	175	Fr./HS	Central, S.C./D.W. Daniel HS/Fork Union Military Academy	65	Christopher Roberson	OL	6-7	330	RS Jr./2L	Memphis, Tenn./Central Baptist School
21	Kam Prewitt	DB	5-11	175	Fr./HS	Pinson, Ala./Clay-Chalkville HS	67	Jordan Pagan	OL	6-3	313	Jr./TR	Flushing, N.Y./Holy Cross/Alan Hancock JC
22	Tony Pollard	WR	5-11	200	Fr./HS	Memphis, Tenn./Melrose HS	70	Micah Simmons	OL	6-3	295	Sr./3L	Lindale, Texas/Lindale HS
23	B.J. Ross	DB	5-9	185	Jr./2L	Melbourne, Fla./Palm Bay HS	71	Gabe Kuhn	OL	6-4	295	RS So./1L	Wildwood, Mo./Lafayette HS
24	Tearris Wallace	RB	5-10	220	RS So./1L	Bentonville, Ark./Bentonville HS	72	Trevon Tate	OL	6-4	280	RS Fr./SQ	Houston, Texas/North Shore HS
25	Jarvis Cooper	RB	6-1	245	So./1L	West Memphis, Ark./W Memphis HS	73	Keenen Davis	OL	6-5	295	Fr./HS	Horn Lake, Miss./Horn Lake HS
25	Austin Hall	DB	6-2	195	Fr./HS	Collierville, Tenn./Collierville HS	74	Ryan Mack	OL	6-5	310	Sr./TR	Memphis, Tenn./Wooddale HS/Louisville
26	Jamarius Henderson	RB	5-11	210	Fr./HS	Ozark, Ala./Dale County HS	75	Michael Stannard	OL	6-2	290	RS Jr./2L	Columbia, Mo./Rock Bridge HS
27	Dion Witty	DB	5-10	190	Sr./3L	Coral Springs, Fla./Coral Springs HS	77	Taylor Fallin	OL	6-6	330	RS Sr./3L	Bowie, Md./Hargrave Military Academy
28	Doroland Dorceus	RB	5-10	215	RS So./1L	New Orleans, La./Spring (Texas) HS	78	Nick Thomas	OL	6-2	285	RS Fr./SQ	Bartlett, Tenn./Bartlett HS
29	Darian Porter	LB	6-3	215	So./TR	Louisville, Ky./Seneca HS/Mt. San Jacinto	80	Daniel Montiel	TE	6-3	240	RS Jr./2L	Arlington, Texas/Arlington HS
30	Hayden Ferrari	LB	5-11	210	Fr./HS	Memphis, Tenn./Christian Brothers HS	81	Mechane Slade	ATH	5-8	165	Fr./HS	Roswell, Ga./Roswell HS
30	Shareef White	LB	6-1	235	So./1L	Grenada, Miss./Grenada HS	82	Scottie Dill	TE	6-7	240	Fr./HS	Memphis, Tenn./Briarcrest Christian HS
31	Anthony Young	DB	6-0	200	RS So./1L	Memphis, Tenn./White Station HS	83	Daniel Hurd	WR	6-2	220	RS Jr./2L	Memphis, Tenn./Woddale HS
32	LeKeron Garcia	WR	5-10	180	RS Fr./SQ	Millington, Tenn./Millington Central HS	84	Robby Young	TE	6-4	255	RS So./1L	Germantown, Tenn./Christian Brothers HS
32	DaShaughn Terry	DB	6-0	190	RS So./1L	Blue Springs, Mo./Blue Springs HS/ Iowa Western JC	85	Greg McKillion	WR	6-5	230	Jr./1L	Blytheville, Ark./Blytheville HS/ Independence CC
33	Phillip Sumpter	LB	5-11	200	RS So./1L	Edmond, Okla./Santa Fe HS	86	Joey Magnifico	TE	6-4	235	Fr./HS	Cordova, Tenn./St. Benedict HS
34	Darius Lee	RB	5-9	175	RS Sr./SQ	Tampa, Fla./Brandon Senior HS/ Central Connecticut State	87	Tevin Jones	WR	6-2	225	RS Sr./3L	League City, Texas/Clear Creek HS
34	Jackson Dillon	LB	6-6	245	Jr./2L	Ringling, Okla./Ringling HS	88	Drew Bishop	WR	6-0	190	RS Jr./2L	Memphis, Tenn./St. George's Ind. School
35	Evan Michael	P	6-1	230	RS So./1L	Germantown, Tenn./Christian Brothers HS	89	Phil Mayhue	WR	6-3	210	So./1L	Sicklerville, N.J./Winslow Township HS/ Atlanta Sports Academy
35	Frank Wims	WR	5-7	180	RS Jr./SQ	Carlsbad, Calif./La Costa Canyon HS	90	Thomas O'Dowd	PK	6-1	175	Fr./HS	Lake Charles, La./St. Louis HS
36	Reed Rickenbach	LB	6-0	205	Fr./HS	Little Rock, Ark./Pulaski Academy	91	Ricky Hunter	DE	6-3	290	RS Sr./3L	Auburn, Ala./Loachapoka HS
36	Spencer Smith	P/PK	6-1	195	RS So./1L	Newnan, Ga./East Coweta HS	92	Peyton Jones	DE	6-6	235	Fr./HS	Memphis, Tenn./Memphis Univ. School
37	Eric Abernathy	DB	5-9	180	RS Fr./SQ	Murfreesboro, Tenn./Oakland HS	93	Cortez Crosby	DL	6-1	270	RS So./1L	Commerce, Texas/Commerce HS
38	Tyler Charrette	LB	6-1	220	Jr./TR	Martinez, Calif./Berean Christian HS/ Laney College	94	Isadore Outing	DE	6-4	265	RS Fr./SQ	Houston, Texas/Spring Dekaney HS
39	Reggis Ball	DB	5-11	210	RS Sr./3L	Stone Mountain, Ga./Stephenson HS	95	Michael Edwards	DL	6-2	395	Jr./TR	Sun Prairie, Wis./Sun Prairie HS/ Iowa Western CC
40	Alan Cross	TE	6-1	235	RS Sr./3L	Millington, Tenn./Millington HS	96	Khalil Johnson	DE	6-5	250	Fr./HS	Dallas, Texas/Kimball HS
41	Isaiah Farris	WR	5-9	170	RS Sr./SQ	Memphis, Tenn./Overton HS/Murray State	97	Emmanuel Cooper	DL	6-1	275	Fr./HS	Arkadelphia, Ark./Arkadelphia HS
41	Trevor Morgan	LS	6-1	210	Jr./2L	Fayetteville, Ga./Whitewater HS	98	Jared Gentry	DL	6-2	325	Fr./HS	Opelika, Ala./Opelika HS
42	Shaun Rupert	DB	6-1	195	RS So./TR	Montgomery, Ala./Carver HS/Missouri							
43	Deandre Jordan	DB	6-0	200	So./TR	Sylmar, Calif./Sylmar HS/Pierce College							
44	Steven Enis	LB	6-2	235	Fr./HS	Fayette, Ala./Fayette County HS							
44	Malik Thomas	WR	6-0	165	RS Fr./SQ	Memphis, Tenn./Ridgeway HS							

## MEMPHIS TIGERS ALPHABETICAL ROSTER

No.	Name	Pos.	Ht.	Wt.	Cl./Exp.	Hometown/Last School	No.	Name	Pos.	Ht.	Wt.	Cl./Exp.	Hometown/Last School
37	Eric Abernathy	DB	5-9	180	RS Fr./SQ	Murfreesboro, Tenn./Oakland HS	85	Greg McKillion	WR	6-5	230	Jr./1L	Blytheville, Ark./Blytheville HS/ Independence CC
7	Curtis Akins	LB	6-2	230	RS Fr./SQ	Byhalia, Miss./Byhalia HS	16	Wynton McManis	LB	6-1	225	Sr./3L	Olive Branch, Miss./Olive Branch HS
61	Christos Aloizos	OL	6-4	295	RS Jr./SQ	Ardsley, N.Y./Archbishop Stepinac HS/ Western Illinois	35	Evan Michael	P	6-1	230	RS So./1L	Germantown, Tenn./Christian Brothers HS
6	Genard Avery	LB	6-1	255	Soph./1L	Grenada, Miss./Grenada HS	3	Anthony Miller	WR	5-11	190	RS So./SQ	Memphis, Tenn./Christian Brothers HS
39	Reggis Ball	DB	5-11	210	RS Sr./3L	Stone Mountain, Ga./Stephenson HS	13	DeMarco Montgomery	DE	6-3	245	Jr./TR	Atmore, Ala./Spanish Fort HS/East Miss CC
52	Tim Belles	LS	6-5	255	Fr./HS	Germantown, Tenn./Houston HS	80	Daniel Montiel	TE	6-3	240	RS Jr./2L	Arlington, Texas/Arlington HS
88	Drew Bishop	WR	6-0	190	RS Jr./2L	Memphis, Tenn./St. George's Ind. School	41	Trevor Morgan	LS	6-1	210	Jr./2L	Fayetteville, Ga./Whitewater HS
14	Latarius Brady	DE	6-2	280	RS Jr./2L	Memphis, Tenn./East HS	17	Chris Morley	DB	5-11	195	RS Jr./2L	Plantation, Fla./South Plantation HS
56	Ross Burcham	LB	6-5	215	Fr./HS	Adamsville, Tenn./Adamsville HS	10	Dontrell Nelson	DB	6-1	180	Jr./2L	Olive Branch, Miss./Olive Branch HS
38	Tyler Charrette	LB	6-1	220	Jr./TR	Martinez, Calif./Berean Christian HS/ Laney College	51	Jace Neville	OL	6-6	290	RS Fr./SQ	Columbia, Mo./Rock Bridge HS
9	Jamil Collins	DB	5-11	170	RS So./1L	Olive Branch, Miss./Olive Branch HS	2	Ty Northern	DB	6-1	190	RS Jr./SQ	Tunica, Miss./Rosa Fort HS/Pearl River CC
64	Zach Collins	OL	6-4	290	RS So./1L	Memphis, Tenn./Harding Academy	90	Thomas O'Dowd	PK	6-1	175	Fr./HS	Lake Charles, La./St. Louis HS
97	Emmanuel Cooper	DL	6-1	275	Fr./HS	Arkadelphia, Ark./Arkadelphia HS	19	Jae'Lon Oglesby	WR	5-11	175	Fr./HS	Central, S.C./D.W. Daniel HS/Fork Union Military Academy
25	Jarvis Cooper	RB	6-1	245	So./1L	West Memphis, Ark./W Memphis HS	94	Isadore Outing	DE	6-4	265	RS Fr./SQ	Houston, Texas/Spring Dekaney HS
11	Sam Craft	ATH	6-0	210	Jr./2L	Memphis, Tenn./Olive Branch HS	67	Jordan Pagan	OL	6-3	313	Jr./TR	Flushing, N.Y./Holy Cross/Alan Hancock JC
93	Cortez Crosby	DL	6-1	270	RS So./1L	Commerce, Texas/Commerce HS	59	Brytain Peddy	OL	6-5	310	Fr./HS	Munford, Tenn./Munford HS
40	Alan Cross	TE	6-1	235	RS Sr./3L	Millington, Tenn./Millington HS	53	Leonard Pegues	LB	5-11	240	Sr./3L	Olive Branch, Miss./Olive Branch HS
7	Brady Davis	QB	6-4	205	Fr./HS	Starkville, Miss./Starkville HS	58	Donald Pennington	DL	6-2	285	RS Jr./2L	Amite, La./Amite HS
73	Keenen Davis	OL	6-5	295	Fr./HS	Horn Lake, Miss./Horn Lake HS	22	Tony Pollard	WR	5-11	200	Fr./HS	Memphis, Tenn./Melrose HS
4	Robert Davis	RB	5-9	165	RS So./1L	Tampa, Fla./Carrollwood Day HS	29	Darian Porter	LB	6-3	215	So./TR	Louisville, Ky./Seneca HS/Mt. San Jacinto
82	Scottie Dill	TE	6-7	240	Fr./HS	Memphis, Tenn./Briarcrest Christian HS	49	Joseph Prevost	LB	6-1	220	Fr./HS	Marrero, La./Archbishop Shaw HS
34	Jackson Dillon	LB	6-6	245	Jr./2L	Ringling, Okla./Ringling HS	21	Kam Prewitt	DB	5-11	175	Fr./HS	Pinson, Ala./Clay-Chalkville HS
28	Doroland Dorceus	RB	5-10	215	RS So./1L	New Orleans, La./Spring (Texas) HS	18	Roderick Proctor	WR	5-11	175	Soph./1L	Orlando, Fla./Dr. Phillips HS
95	Michael Edwards	DL	6-2	295	Jr./TR	Sun Prairie, Wis./Sun Prairie HS/ Iowa Western CC	45	Nick Raby	TE	6-4	240	Fr./HS	Cape Coral, Fla./Baker HS
46	Jake Elliott	PK	5-10	165	Jr./2L	Western Springs, Ill./Lyons Township HS	36	Reed Rickenbach	LB	6-0	205	Fr./HS	Little Rock, Ark./Pulaski Academy
44	Steven Enis	LB	6-2	235	Fr./HS	Fayette, Ala./Fayette County HS	65	Christopher Roberson	OL	6-7	330	RS Jr./2L	Memphis, Tenn./Central Baptist School
77	Taylor Fallin	OL	6-6	330	RS Sr./3L	Bowie, Md./Hargrave Military Academy	45	Noah Robinson	LB	6-4	225	So./1L	Worcester, Mass./Doherty Memorial HS/ Atlanta Sports Academy
41	Isaiah Farris	WR	5-9	170	RS Sr./SQ	Memphis, Tenn./Overton HS/Murray State	23	B.J. Ross	DB	5-9	185	Jr./2L	Melbourne, Fla./Palm Bay HS
30	Hayden Ferrari	LB	5-11	210	Fr./HS	Memphis, Tenn./Christian Brothers HS	42	Shaun Rupert	DB	6-1	195	RS So./TR	Montgomery, Ala./Carver HS/Missouri
5	Mose Frazier	WR	5-11	190	RS Sr./2L	Memphis, Tenn./Whitehaven HS	51	Austin Scott	DE	5-10	240	RS Jr./SQ	Memphis, Tenn./First Assembly Christian
32	Lekeron Garcia	WR	5-10	180	RS Fr./SQ	Millington, Tenn./Millington Central HS	70	Micah Simmons	OL	6-3	295	Sr./3L	Lindale, Texas/Lindale HS
98	Jared Gentry	DL	6-2	325	Fr./HS	Opelika, Ala./Opelika HS	81	Mechane Slade	ATH	5-8	165	Fr./HS	Roswell, Ga./Roswell HS
25	Austin Hall	DB	6-2	195	Fr./HS	Collierville, Tenn./Collierville HS	36	Spencer Smith	P/PK	6-1	195	RS So./1L	Newnan, Ga./East Coweta HS
50	Lenard Harden	LB	5-11	205	Jr./2L	Memphis, Tenn./Ridgeway HS	75	Michael Stannard	OL	6-2	290	RS Jr./2L	Columbia, Mo./Rock Bridge HS
26	Jamarius Henderson	RB	5-11	210	Fr./HS	Ozark, Ala./Dale County HS	15	Jason Stewart	QB	6-3	205	Sr./1L	Alexandria, Va./Hayfield Secondary HS/ Fort Scott CC
10	Clay Holgorsen	QB	6-1	195	RS Fr./SQ	Katy, Texas/James E. Taylor HS	33	Phillip Sumpter	LB	5-11	200	RS So./1L	Edmond, Okla./Santa Fe HS
47	Devonte Howard	WR	5-9	170	RS Fr./SQ	Bryant, Ark./Bryant HS	48	Ernest Suttles	DE	6-5	265	RS So./1L	Tampa, Fla./Gaither HS
91	Ricky Hunter	DE	6-3	290	RS Sr./3L	Auburn, Ala./Loachapoka HS	72	Trevon Tate	OL	6-4	280	RS Fr./SQ	Houston, Texas/North Shore HS
83	Daniel Hurd	WR	6-2	220	RS Jr./2L	Memphis, Tenn./Woddale HS	32	DaShaughn Terry	DB	6-0	190	RS So./1L	Blue Springs, Mo./Blue Springs HS/ Iowa Western JC
47	Nick Jacobs	P	6-1	195	So./1L	Melbourne, Victoria, Australia/ Brighton Grammar School	44	Malik Thomas	WR	6-0	165	RS Fr./SQ	Memphis, Tenn./Ridgeway HS
15	Christian Johnson	DE	6-5	255	RS So./1L	Memphis, Tenn./Southwind HS	78	Nick Thomas	OL	6-2	285	RS Fr./SQ	Bartlett, Tenn./Bartlett HS
96	Khalil Johnson	DE	6-5	250	Fr./HS	Dallas, Texas/Kimball HS	63	Tyler Uelton	OL	6-3	310	Sr./1L	Great Bend, Kan./Great Bend HS/Butler CC
13	Kedarian Jones	WR	6-1	175	Fr./HS	Dallas, Texas/Kimball HS	24	Tearris Wallace	RB	5-10	220	RS So./1L	Bentonville, Ark./Bentonville HS
92	Peyton Jones	DE	6-6	235	Fr./HS	Memphis, Tenn./Memphis Uni. School	30	Shareef White	LB	6-1	235	Soph./1L	Grenada, Miss./Grenada HS
87	Tevin Jones	WR	6-2	225	RS Sr./3L	League City, Texas/Clear Creek HS	46	Vincent Wilkerson	WR	5-11	195	RS Fr./SQ	Mequon, Wisc./Homestead HS
43	Deandre Jordan	DB	6-0	200	So./TR	Sylmar, Calif./Sylmar HS/Pierce College	60	Cooper Williams	OL	6-0	280	RS Fr./SQ	Memphis, Tenn./Christian Brothers HS
57	Alexander Karr	OL	6-5	285	RS So./1L	Bartlett, Tenn./Christian Brothers HS	35	Frank Wims	WR	5-7	180	RS Jr./SQ	Carlsbad, Calif./La Costa Canyon HS
71	Gabe Kuhn	OL	6-4	295	RS So./1L	Wildwood, Mo./Lafayette HS	27	Dion Witty	DB	5-10	190	Sr./3L	Coral Springs, Fla./Coral Springs HS
54	Drew Kyser	OL	6-5	300	Fr./HS	Opelika, Ala./Opelika HS	31	Anthony Young	DB	6-0	200	RS So./1L	Memphis, Tenn./White Station HS
12	Chauncey Lanier	DB	5-10	188.5	RS Jr./2L	Davie, Fla./Nova HS	84	Robby Young	TE	6-4	255	RS So./1L	Germantown, Tenn./Christian Brothers HS
34	Darius Lee	RB	5-9	175	RS Sr./SQ	Tampa, Fla./Brandon Senior HS/ Central Connecticut State							
12	Paxton Lynch	QB	6-7	245	RS Jr./2L	Deltona, Fla./Trinity Christian Academy							
74	Ryan Mack	OL	6-5	295	Sr./TR	Memphis, Tenn./Wooddale HS/Louisville							
86	Joey Magnifico	TE	6-4	235	Fr./HS	Cordova, Tenn./St. Benedict HS							
8	Arthur Maulet	DB	5-11	190	Jr./TR	Harvey, La./Bonnabel HS/ Co-Lin CC							
89	Phil Mayhue	WR	6-3	210	Soph./1L	Sicklerville, N.J./Winslow Township HS/ Atlanta Sports Academy							

## 2015 MEMPHIS GAME RECAPS

GAME 1 ▸ ESPN3

**MEMPHIS 63, MISSOURI STATE 7**

SEPTEMBER 5 ▸ LIBERTY BOWL ▸ MEMPHIS, TENN.

Eight starters lost from last season's Tigers defense. Well, no problem early on in 2015.

The University of Memphis used a suffocating defensive performance to hold Missouri State to 125 yards of total offense in an impressive 63-7 victory in the 2015 season opener for both programs. Before a crowd of 41,730 at Liberty Bowl Memorial Stadium, the Tigers defense also held the visiting Bears to 18 yards rushing on 30 carries and only 10 first downs.

In the 2014 season opener, the Memphis defense held Austin Peay to 146 yards of total offense and 10 first downs, the last time the Tigers held an opponent to both fewer than 150 yards of total offense and 10 or fewer first downs. The last time Memphis held an opponent to under 50 yards rushing was at Houston in 2013. The Cougars managed only 38 yards on the ground in that contest.

The defense also helped in two first-quarter scoring drives for Memphis, recovering two fumbles deep in Bears territory.

The first short-field drive was set up when Jackson Dillon recovered a Breck Ruddick fumble at the Missouri State 25 yard line. Five plays later, Paxton Lynch hooked up with Mose Frazier for a five-yard scoring strike to give the Tigers a 7-0 lead. Then, on Missouri State's third possession, Ryan Heaston fumbled, and Wynton McManis scooped up the loose ball at the Bears 36 yard line, setting up another short field for the Memphis offense. Five plays later, Doroland Dorceus went over from two yards out for a 21-0 Tigers first-quarter lead.

Taking a cue from the defense, the special teams got into the scoring act late in the first quarter when Roderick Proctor returned a punt 63 yards for a score. It was the Tigers' first punt return for a touchdown by a returner in 129 games. The last time a Memphis return man scored was against Tulane in the 2004 campaign.

Frazier and Dorceus each scored another first-half touchdown, and Jarvis Cooper added a four-yard touchdown run to give Memphis a 42-0 halftime lead.

Cooper scored on another four-yard scamper just after halftime before Missouri State got on the board. The Bears' lone touchdown came with five minutes left in the third quarter when Ruddick hit Malik Earl from two yards out.

The Tigers added two more late touchdowns for the 63-7 final.

Cooper led the Tigers rushing attack with a career-high 102 yards on 18 carries and two scores.

Lynch, who only played in the first half, was 8-of-12 passing for 78 yards and one touchdown. Clay Holgorsen, who came on in relief of Lynch, went 7-of-8 passing for 80 yards and his first collegiate touchdown toss. Frazier led the Tigers receiving corps with six receptions for 89 yards and two scores.

Score By Quarters	1	2	3	4	Total
Missouri State (0-1)	0	0	7	0	7
Memphis (1-0)	28	14	14	7	63

1 <sup>st</sup>	13:07	MEM - Mose Frazier 5 pass from Paxton Lynch (Jake Elliott kick)	5-25	0:59
	10:22	MEM - Frazier 44 pass from Phillip Mayhue (Elliott kick)	4-66	1:08
	8:26	MEM - Doroland Dorceus 2 run (Elliott kick)	5-36	1:48
	4:28	MEM - Roderick Proctor 63 punt return (Elliott kick)		
2 <sup>nd</sup>	13:38	MEM - Jarvis Cooper 4 run (Elliott kick)	10-70	3:39
	2:32	MEM - Dorceus 1 run (Elliott kick)	7-67	2:17
3 <sup>rd</sup>	9:23	MEM - Cooper 4 run (Elliott kick)	12-80	5:37
	5:24	MSU - Malik Earl 2 pass from Breck Ruddick (Shelby Harris kick)	9-75	3:59
	0:53	MEM - Jae'Lon Oglesby 4 pass from Clay Holgorsen (Elliott kick)	10-75	4:31
4 <sup>th</sup>	4:42	MEM - Jamarius Henderson 6 run (Elliott kick)	3-21	1:12

Team Statistics	MSU	MEM
First Downs	10	27
Rushes-Net Rushing Yards	30-18	60-317
Passing Yards	107	202
Passing: Att-Comp-Int	15-25-0	16-21-0
Total Offense: Plays-Yards	55-125	81-519
Fumbles: Number-Lost	6-3	0-0
Penalties: Number-Yards	5-56	9-92
Punts: Number-Yards	10-39.9	4-46.5
Possession Time	26:10	33:50
Third-Down Conversions	2 of 14	9 of 14
Fourth Down Conversions	0 of 0	1 of 1
Red-Zone: Scores-Chances	1-1	7-7
Sacks: Number-Yards	0-0	1-6

**Individual Statistical Leaders**

**Rushing: Missouri State** – Calan Crowder 6-18-0, Ryan Heaston 4-16-0, Breck Ruddick 10-5-0, Maddy Johnson 1-4-0; **Memphis** – Jarvis Cooper 18-102-2, Jamarius Henderson 15-73-1, Sam Craft 12-72-0, Paxton Lynch 3-27-0, Doroland Dorceus 6-19-2, Tarris Wallace 3-12-0.

**Passing: Missouri State** – Breck Ruddick 14-24-0-101-1, Brodie Lambert 1-1-0-6-0; **Memphis** – Paxton Lynch 8-12-0-78-1, Clay Holgorsen 7-8-0-80-1, Phil Mayhue 1-1-0-44-1.

**Receiving: Missouri State** – LeMarcus Stewart 4-23-0, Malik Earl 4-22-1, Zac Hoover 3-44-0; **Memphis** – Mose Frazier 6-89-2, Roderick Proctor 3-51-0, Greg McKillion 2-22-0, Jae'Lon Oglesby 2-13-1.

**Tackles: Missouri State** – Dylan Cole 6-2-8, Anthony Upchurch 5-3-8, Christian Hoffman 5-3-8; **Memphis** – Arthur Maulet 3-0-3, Phillip Sumpter 3-0-3, DaShaughn Terr 3-0-3, Wynton McManis 3-0-3.

GAME 2 ▸ ESPN3

**MEMPHIS 55, KANSAS 23**

SEPTEMBER 12 ▸ MEMORIAL STADIUM ▸ LAWRENCE, KAN.

Paxton Lynch threw for a career-high 354 yards and wide receiver Mose Frazier had a career-high 141 all-purpose yards to lift Memphis to an impressive 55-23 road victory at Big 12 member Kansas.

Lynch was 22-of-25 passing and tossed two touchdowns. The 354-yard performance bettered his previous career high of 311 yards in last season's 41-14 win at Cincinnati. It also was his fifth career 300-yard passing game.

Frazier had three rushes for 64 yards and a score and added four receptions for 77 yards to account for his 141 yards. He scored one touchdown on a career-long 60-yard scamper.

Memphis piled up 651 yards of total offense, the second-most for a single game in school history. The school record is 659 yards set in a 69-19 rout of rival Louisville in 1969.

The Tigers carried momentum and a 24-13 lead into the second half and pulled away from the Jayhawks. Frazier's 60-yard touchdown run put Memphis up 31-13.

After a Kansas touchdown, Memphis scored the game's next 24 points to grabbed an insurmountable 55-20 advantage. Lynch hit Daniel Montiel for a three-yard scoring strike, and Jarvis Cooper and Jamarius Henderson each hit pay dirt from a yard out for the Tigers' three touchdowns in the 24-0 spurt. Jake Elliott added a 32-yard field goal in the run.

The game, though, got off to a shaky start for the Tigers, as on their opening possession, they fumbled on their first play from scrimmage. The fumble set up the KU offense at the Memphis 10 yard line, but after netting a minus-two yards on three plays, the Jayhawks settled for a Nick Bartolotta 30-yard field goal to take an early 3-0 advantage.

The shaky start continued for Memphis on its second drive. The Tigers went backwards for seven yards on three plays and had to punt. The Jayhawks took over on their own 27 and marched 73 yards on five plays to take a 10-0 lead. Ke'aun Kinner scored on a five-yard scamper around the right end.

That's when the Tigers offense woke up.

Memphis scored on its next three possessions (two touchdowns, one field goal) to take a 17-10 advantage. The Tigers combined to rack up 183 of its 267 first-half yardage on the three drives. The touchdown drives ended in scoring runs from Sam Craft and Doroland Dorceus, and Elliott connected on a 27-yard field goal.

Score By Quarters	1	2	3	4	Total
Memphis (2-0)	10	14	24	7	55
Kansas (0-2)	10	3	7	3	23

1 <sup>st</sup>	12:34	KU - Nick Bartolotta 30 FG	4-(-2)	0:44
	9:48	KU - Ke'aun Kinner 5 run (Bartolotta kick)	5-73	1:25
	6:26	MEM - Sam Craft 1 run (Jake Elliott kick)	8-75	3:22
	2:28	MEM - Elliott 27 FG	7-39	2:23
2 <sup>nd</sup>	13:45	MEM - Doroland Dorceus 9 run (Elliott kick)	6-69	1:16
	6:54	KU - Bartolotta 33 FG	13-65	4:00
	0:32	MEM - Tevin Jones 6 pass from Paxton Lynch (Elliott kick)	10-80	4:07
3 <sup>rd</sup>	14:04	MEM - Mose Frazier 60 run (Elliott kick)	3-75	0:56
	11:20	KU - Montell Cozart 7 run (Bartolotta kick)	10-75	2:44
	9:14	MEM - Daniel Montiel 3 pass from Lynch (Elliott kick)	7-75	2:06
	3:53	MEM - Elliott 32 FG	8-65	1:28
	1:01	MEM - Jarvis Cooper 1 run (Elliott kick)	5-62	1:41
4 <sup>th</sup>	10:56	MEM - Jamarius Henderson 1 run (Elliott kick)	8-71	3:50
	7:57	KU - Matthew Wyman 51 FG	8-42	2:59

Team Statistics	MEM	KU
First Downs	34	23
Rushes-Net Rushing Yards	52-281	46-194
Passing Yards	370	165
Passing: Att-Comp-Int	24-27-0	18-38-0
Total Offense: Plays-Yards	79-651	84-359
Fumbles: Number-Lost	3-3	1-0
Penalties: Number-Yards	7-58	7-68
Punts: Number-Yards	2-50.5	8-36.6
Possession Time	27:39	31:34
Third-Down Conversions	5 of 9	8 of 20
Fourth Down Conversions	0 of 0	0 of 1
Red-Zone: Scores-Chances	7-7	4-5
Sacks: Number-Yards	2-22	1-8

**Individual Statistical Leaders**

**Rushing: Memphis** – Jamarius Henderson 11-77-1, Mose Frazier 3-64-1, Jarvis Cooper 9-57-1, Doroland Dorceus 7-49-1, Sam Craft 7-15-1; **Kansas** – Ke'aun Kinner 16-113-1, De'Andre Mann 10-36-0.

**Passing: Memphis** – Paxton Lynch 22-25-0-354-2, Clay Holgorsen 2-2-0-16-0; **Kansas** – Montrell Cozart 13-28-0-118-0, Deondre Ford 5-10-0-47-0.

**Receiving: Memphis** – Phil Mayhue 5-68-0, Mose Frazier 4-77-0, Anthony Miller 3-61-0, Jae'Lon Oglesby 2-41-0; **Kansas** – Tyler Patrick 6-38-0, Steven Sims 3-27-0.

**Tackles: Memphis** – Jackson Dillon 6-2-8, Shareef White 6-1-7, Genard Avery 5-1-6; **Kansas** – Fish Smithson 9-3-12, Marquis Roberts 8-1-9, Brandon Stewart 8-08.



## 2015 MEMPHIS GAME RECAPS

## GAME 3 ► AMERICAN SPORTS NETWORK

**MEMPHIS 44, BOWLING GREEN 41**

SEPTEMBER 19 ► DOYT PERRY STADIUM ► BOWLING GREEN, OHIO

In a battle of two high-powered offenses, Memphis edged Bowling Green for a 44-41 win at Doyt Perry Stadium Saturday. In the end, it was the Tigers defense and special teams that separated the two foes.

Junior place-kicker Jake Elliott scored the winning points on a 29-yard field goal with 7:35 left in the game. Elliott also had field goals of 52 yards and 38 yards in the contest. Bowling Green's kicker Tyler Tate missed his only field goal attempt and was unable to convert one of the team's extra-point attempts.

After the teams went back and forth and scored at will for much of the game, the Memphis defense made stops on the Falcons' final four drives of the game.

Memphis quarterback Paxton Lynch had another banner game, completing 29-of-40 passes for a career-high 386 yards and three touchdowns. On the receiving end of his touchdown passes were wide receiver Tevin Jones, running back Sam Craft and tight end Daniel Montiel. Lynch's career-high 386 yards passing bested his previous high of 354 yards which he threw for in last Saturday's 55-23 win at Kansas.

Bowling Green exploited the Memphis defense through the air for a majority of the game. Falcons quarterback Matt Johnson was 28-of-44 for 443 yards and four touchdowns. Three of his touchdown passes were long-range strikes to Roger Lewis, who finished with seven catches for 261 yards.

Dorland Dorceus led the Tigers rushing attack with 75 yards on 16 carries. He and Craft, who finished with 11 carries for 50 yards, scored rushing touchdowns.

Elliott kicked his 52-yard field goal to start the second half, cutting into the Bowling Green lead. That Tigers' drive was extended on a Nick Jacobs' 11-yard run off a fake punt. For his career, Elliott moved to 8-of-14 on kicks of longer than 50 yards.

Memphis linebacker Genard Avery came up with a huge sack on third down of Bowling Green's first second-half possession. The sack forced the Falcons to attempt a 48-yard field goal, which was missed.

The game see-sawed back and forth as Memphis had an answer for 94 and 62 yard touchdown passes from Johnson to Roger Lewis.

Prior to Elliott's field goal which proved to be the game winner, Memphis tied the game at 41-41 with a 48-yard touchdown pass on a double reverse pass. Lynch handed the ball to Craft who pitched it to Roderick Procter who tossed it back to Lynch. The Tigers quarterback launched it to a wide-open Jones.

Score By Quarters	1	2	3	4	Total
Memphis (3-0)	10	7	17	10	44
Bowling Green (1-2)	14	13	7	7	41

1 <sup>st</sup>	13:44	BGSU - Roger Lewis 62 pass from Matt Johnson (Tyler Tate kick)	4-75	1:16
	9:11	MEM - Dorland Dorceus 17 run (Jake Elliott kick)	6-56	1:32
	5:47	BGSU - Donovan Wilson 2 run (Tate kick)	10-75	3:24
	1:50	MEM - Jake Elliott 34 FG	9-66	3:52
2 <sup>nd</sup>	9:40	MEM - Daniel Montiel 6 pass from Paxton Lynch (Elliott kick)	14-88	5:27
	2:11	BGSU - Johnson 23 run (Tate kick)	10-91	2:50
	0:03	BGSU - Teo Redding 9 pass from Johnson (kick failed)	9-90	1:25
3 <sup>rd</sup>	11:44	MEM - Elliott 52 FG	10-38	3:10
	4:34	MEM - Sam Craft 3 run (Elliott kick)	10-70	4:09
	3:52	BGSU - Roger Lewis 94 pass from Johnson (Tate kick)	2-95	0:36
	1:00	MEM - Craft 60 pass from Lynch (Elliott kick)	6-78	2:46
4 <sup>th</sup>	14:13	BGSU - Lewis 62 pass from Johnson (Tate kick)	6-75	1:47
	11:19	MEM - Tevin Jones 48 pass from Lynch (Elliott kick)	7-75	2:54
	7:35	MEM - Elliott 29 FG	7-44	2:48

Team Statistics	MEM	BGSU
First Downs	28	24
Rushes-Net Rushing Yards	50-155	29-136
Passing Yards	386	443
Passing: Att-Comp-Int	29-40-0	28-45-0
Total Offense: Plays-Yards	90-541	74-579
Fumbles: Number-Lost	0-0	1-0
Penalties: Number-Yards	7-78	10-92
Punts: Number-Yards	4-46.5	5-44.2
Possession Time	36:41	23:19
Third-Down Conversions	9 of 20	7 of 15
Fourth Down Conversions	3 of 3	1 of 2
Red-Zone: Scores-Chances	5-5	2-2
Sacks: Number-Yards	4-23	2-13

**Individual Statistical Leaders**

**Rushing: Memphis** – Dorland Dorceus 16-75-1, Sam Craft 11-50-1, Paxton Lynch 7-17-0, Jarvis Cooper 9-15-0; **BGSU** – Travis Green 11-63-0, Matt Johnson 11-41-1, Fred Copet 5-30-0.

**Passing: Memphis** – Paxton Lynch 29-40-0-386-3; **BGSU** – Matt Johnson 28-44-0-443-4.

**Receiving: Memphis** – Mose Frazier 7-66-0, Roderick Procter 4-35-0, Tevin Jones 3-98-1, Sam Craft 3-63-1, Anthony Miller 3-46-0, Phil Mayhue 3-40-0, Alan Cross 3-25-0, Daniel Montiel 3-13-1; **BGSU** – Ryan Burbrink 8-77-0, Roger Lewis 7-261-3, Ronnie Moore 7-64-0, Teo Redding 2-17-1.

**Tackles: Memphis** – Leonard Pegues 4-4-8; Wynton McManis 4-3-7; Shareef White 4-1-5; **BGSU** – Austin Valdez 9-11-20, Trent Greene 3-7-10, James Sanford 2-7-9.

## GAME 4 ► ESPN

**MEMPHIS 53, CINCINNATI 46**

SEPTEMBER 24 ► LIBERTY BOWL ► MEMPHIS, TENN.

Memphis opened American Athletic Conference play with a heart-palpitating 53-46 victory over longtime rival Cincinnati. The Tigers posted the win before a crowd of 45,172 at Liberty Bowl Memorial Stadium and an ESPN national audience.

The victory, however, wasn't easy to come by for the Tigers. In a game in which the two teams combined for 99 points and over 1,300 yards of total offense, it was a defensive play that sealed the win for Memphis.

After taking a 53-46 lead on a Sam Craft 3-yard score with 53 seconds left, Memphis saw Cincinnati march down inside the Tigers 20 yard line. On a 1st-and-10 for the Bearcats, back-up quarterback Hayden Moore was pressured into throwing an errant pass that Tigers middle linebacker Leonard Pegues picked off at the 21 yard line with only :10 on the clock. The interception was Pegues' first of his career.

Memphis snapped the ball once on the ensuing possession, and the celebration in the Bluff City began.

Prior to the game-saving Pegues interception, it was all offense for both teams. Memphis racked up 570 yards of total offense, which was the 10th-most for a single game in school history. Cincinnati, though, outgained the Tigers with 752 yards of total offense, including 620 yards through the air. Both the total offense and passing yards were single-game records for a Memphis opponent. The previous total offense (689) and passing (578) single-game marks were by Houston in the 2009 season.

The two teams also combined for 99 points, the fourth-most in a game in Tigers history. For Memphis, its 53 points tonight versus Cincinnati gave them 215 points in the first four games of 2015. The 215 points are the most by a Tigers squad in the first four games in the program's history.

For the third-straight week, Memphis quarterback Paxton Lynch set a career-high passing mark with 412 yards. He was 24-of-36 passing and tossed two touchdowns.

The 412 yards were just four yards shy of tying Martin Hankins' school record of 416 yards versus East Carolina in the 2007 campaign.

Score By Quarters	1	2	3	4	Total
Cincinnati (2-2, 0-2)	10	20	3	13	46
Memphis (4-0, 1-0)	14	14	3	22	53

1 <sup>st</sup>	13:16	CIN - Gunner Kiel 4 run (Andrew Gantz kick)	4-36	1:25
	10:34	MEM - Arthur Maulet 59 INT return		
	5:07	CIN - Gantz 35 FG	13-57	5:27
	4:42	MEM - Anthony Miller 82 pass from Paxton Lynch (Jake Elliott kick)	2-82	0:17
2 <sup>nd</sup>	14:11	CIN - Chris Moore 68 pass from Hayden Moore (Gantz kick)	2-71	0:39
	11:03	MEM - Mose Frazier 9 run (Elliott kick)	9-77	2:58
	9:14	CIN - Gantz 49 FG	9-43	1:49
	5:02	CIN - Gantz 32 FG	12-60	2:55
	4:07	MEM - Jarvis Cooper 4 run (Elliott kick)	2-65	0:43
	1:46	CIN - Shaq Washington 21 pass from Moore (Gantz kick)	6-75	2:21
3 <sup>rd</sup>	3:36	MEM - Elliott 40 FG	8-29	3:50
	1:27	CIN - Gantz 36 FG	10-56	2:09
4 <sup>th</sup>	13:30	MEM - Alan Cross 8 pass from Lynch	10-73	2:50
	10:02	CIN - Max Moorison 40 pass from Moore (Moore pass failed)	9-93	3:23
	7:07	MEM - Sam Craft 5 run (Lynch rush)	8-75	2:55
	5:56	CIN - Morrison 30 pass from Moore (Gantz kick)	5-75	1:11
	0:53	MEM - Craft 3 run	6-80	1:34

Team Statistics	CIN	MEM
First Downs	38	22
Rushes-Net Rushing Yards	36-132	37-158
Passing Yards	620	412
Passing: Att-Comp-Int	38-64-3	24-36-0
Total Offense: Plays-Yards	100-752	73-570
Fumbles: Number-Lost	0-0	2-1
Penalties: Number-Yards	11-101	9-100
Punts: Number-Yards	3-44.7	6-52.7
Possession Time	33:43	26:17
Third-Down Conversions	7 of 17	3 of 11
Fourth Down Conversions	0 of 0	1 of 2
Red-Zone: Scores-Chances	5-7	6-6
Sacks: Number-Yards	1-9	0-0

**Individual Statistical Leaders**

**Rushing: Cincinnati** – Hosey Williams 12-50-0, Tion Green 12-41-0, Gunner Kiel 4-28-1; **Memphis** – Paxton Lynch 11-52-0, Sam Craft 12-50-2, Jarvis Cooper 9-49-1, Mose Frazier 1-9-1.

**Passing: Cincinnati** – Hayden Moore 31-53-2-557-4, Gunner Kiel 7-11-1-63-0; **Memphis** – Paxton Lynch 24-36-0-412-2.

**Receiving: Cincinnati** – Max Moorison 9-162-2, Shaq Washington 9-120-1, Chris Moore 5-153-1, Alex Chisum 5-77-0; **Memphis** – Anthony Miller 5-156-1, Tevin Jones 4-64-0, Phil Mayhue 4-50-0.

**Tackles: Cincinnati** – Eric Wilson 5-3-8, Bryce Jenkinson 6-0-6, Zach Edwards 4-2-6; **Memphis** – Dion Witty 8-1-9, Genard Avery 7-1-8, Reggis Ball 7-0-7.





## 2015 MEMPHIS GAME RECAPS

GAME 5 ▶ ESPN2

**MEMPHIS 24, USF 17**

OCTOBER 2 ▶ RAYMOND JAMES STADIUM ▶ TAMPA, FLA.

It wasn't the offensive fireworks Tiger Nation had enjoyed the first four weeks of the 2015 season, but the University of Memphis used timely offense and a stingy, second-half defense to post a 24-17 American Athletic Conference victory over USF.

Paxton Lynch led the Tigers with 305 yards on 20-of-33 passing and two scores. He also ran for another touchdown.

The Memphis defense stepped it up in the second half. After giving up 204 yards in the first half, the Tigers tightened up a little as USF gained 173 second-half yardage. However, 88 of those 173 yards came on the Bulls' next-to-last possession. Moreover, 183 of USF's 377 total yards came on its two touchdown drives (95 and 88 yards).

As the storyline for much of the season, Memphis fell behind early. After stopping Memphis on its opening possession, USF started its first drive of the contest from its own 5 yard line. The Bulls, though, put together an impressive 12-play, 95-yard drive that culminated in a Darius Tice one-yard TD run for a 7-0 lead.

The Tigers' next possession ended with a Jake Elliott missed field goal attempt, and the Bulls took over on their own 20 yard line. Eleven plays later, an Emili Nadelman field goal extended the USF lead to 10-0 just four seconds into the second quarter.

From that point, the Tigers offense picked up the pace and the Memphis defense stiffened. Memphis answered the USF field goal quickly, moving the ball 50 yards in under two minutes to cut the Bulls lead to 10-7. Memphis got on the board when Lynch found Sam Craft in the end zone from 20 yards out.

While that touchdown was the lone first-half score for Memphis, the Tigers defense began to take control. The USF offense had the ball four times in the second quarter, but managed only 42 total yards and one first down.

After half, Memphis scored the next 17 points to take a 24-10 advantage. An Elliott field goal five minutes into the third period tied the contest at 10-all. The Tigers then drove the ball 92 yards on 13 plays to take their first lead of the contest at 17-10 with 2:11 in the third quarter. Lynch capped the drive with a three-yard touchdown run.

The Tigers defense also played an major role in the squad's comeback. Memphis held USF to 64 yards on the Bulls' three third-quarter possessions and forced three punts.

Memphis then put the game out of reach early in the fourth quarter when Lynch hit Doroland Dorceus for a 55-yard scoring strike to extend the lead to 24-10 with 10:39 left on the clock.

USF managed a final 88-yard drive that resulted in a late touchdown to cut the Memphis advantage to 24-17 with just over a minute to play. The Bulls got the ball back with under a minute to go, but for a second-straight week, the Memphis defense sealed the win with an interception, this time by Reggis Ball.

Wynton McManis posted a career-high nine tackles (all solo stops).

Score By Quarters	1	2	3	4	Total
Memphis (5-0, 2-0)	0	7	10	7	24
USF (1-3, 0-1)	7	3	0	7	17

1 <sup>st</sup>	7:29	USF - Darius Tice 1 run (Emil Nadelman kick)	12-95	5:18
2 <sup>nd</sup>	14:56	USF - Nadelman 31 FG	11-67	4:19
	12:58	MEM - Sam Craft 20 pass from Paxton Lynch (Jake Elliott kick)	5-50	1:50
3 <sup>rd</sup>	9:37	MEM - Elliott 49 FG	7-20	2:57
	2:11	MEM - Lynch 3 run (Elliott kick)	13-92	5:23
4 <sup>th</sup>	10:39	MEM - Doroland Dorceus 55 pass from Lynch (Elliott kick)	3-86	0:51
	1:49	USF - Elkanah Dillon 23 pass from Quinton Flowers (Nadelman kick)	11-88	3:46

Team Statistics	MEM	USF
First Downs	20	19
Rushes-Net Rushing Yards	39-120	43-178
Passing Yards	305	199
Passing: Att-Comp-Int	20-33-0	17-26-1
Total Offense: Plays-Yards	72-425	69-377
Fumbles: Number-Lost	1-0	1-0
Penalties: Number-Yards	7-75	6-40
Punts: Number-Yards	8-38.9	7-46.1
Possession Time	30:32	29:28
Third-Down Conversions	8 of 18	2 of 13
Fourth Down Conversions	0 of 0	1 of 2
Red-Zone: Scores-Chances	2-3	2-2
Sacks: Number-Yards	0-0	2-20

**Individual Statistical Leaders**

**Rushing: Memphis** – Jae'Lon Oglesby 2-47-0, Doroland Dorceus 13-33-0, Jarvis Cooper 5-21-0, Sam Craft 8-12-0, Paxton Lynch 9-6-1; **USF** – Marlon Mack 20-107-0, Darius Tice 12-36-1, Quinton Flowers 8-23-0.

**Passing: Memphis** – Paxton Lynch 20-33-0-305-2; **USF** – 17-26-1-199-1.

**Receiving: Memphis** – Phil Mayhue 4-69-0, Roderick Proctor 3-42-0, Anthony Miller 3-36-0, Sam Craft 2-33-1, Mose Frazier 2-31-0; **USF** – D'Eme Johnson 4-30-0, Rodney Adams 3-36-0, Chris Barr 3-14-0, Sean Price 2-66-0, Elkanah Dillon 2-30-1.

**Tackles: Memphis** – Wynton McManis 9-0-9, Reggis Ball 6-2-8, Leonard Pegues 5-2-7; **USF** – Auggie Sanchez 8-4-12, Jamie Byrd 81-9, Tas Whitehurst 4-2-6.



## THE LAST TIME A TIGER TEAM ...

## RUSHING

Had 500 or more yards rushing.....	vs Tulsa, 1969 (507)
Had 400 or more yards rushing.....	vs Tulsa, 1972 (436)
Had 300 or more yards rushing.....	vs Missouri State, 2015 (317)
Had 200 or more yards rushing.....	vs Kansas, 2015 (281)
Had 80 or more rushing attempts.....	vs North Texas State, 1971 (81)
Had 75 or more rushing attempts.....	vs Wichita State, 1972 (77)
Had 70 or more rushing attempts.....	vs Georgia Tech, 1981 (70)
Had seven or more rushing TDs.....	vs Austin Peay, 2014 (7)
Had six or more rushing TDs.....	vs Austin Peay, 2014 (7)
Had five or more rushing TDs.....	at Kansas, 2015 (5)
Had four or more rushing TDs.....	vs Cincinnati, 2015 (4)
Had three or more rushing TDs.....	vs Cincinnati, 2015 (4)
Had two or more players with 100 yards rushing in a game.....	vs Arkansas State, 2013 (Marquis Warford, 173 & Brandon Hayes, 114)

## PASSING

Had 400 or more yards passing.....	vs Cincinnati, 2015 (412)
Had 375 or more yards passing.....	vs Cincinnati, 2015 (412)
Had 350 or more yards passing.....	vs Cincinnati, 2015 (412)
Had 300 or more yards passing.....	at USF, 2015 (305)
Had 275 or more yards passing.....	at USF, 2015 (305)
Had 250 or more yards passing.....	at USF, 2015 (305)
Had 60 or more pass attempts.....	vs SMU, 2007 (61)
Had 50 or more pass attempts.....	vs Louisville, 2008 (56)
Had 40 or more pass attempts.....	at Bowling Green, 2015 (40)
Had 30 or more pass completions.....	vs East Carolina, 2009 (33)
Had 25 or more pass completions.....	at Bowling Green, 2015 (29)
Had five or more passing TDs.....	vs SMU, 2007 (5)
Had four or more passing TDs.....	vs BYU, 2014 (4)
Had three or more passing TDs.....	at Bowling Green, 2015 (3)
Had five or more passes intercepted.....	vs East Carolina, 2006 (5)
Had four or more passes intercepted.....	vs Ole Miss, 2007 (4)
Had three players throw a TD pass.....	vs Missouri St., 2015 (P. Lynch, P. Mayhue, C. Holgorsen)
Had two players throw a touchdown pass.....	at SMU, 2014 (P. Lynch, J. Stewart)
Had two or more players with 100 yards passing in a game.....	vs UCF, 2009 (T. Bass 115 & W. Hudgens 143)

## RECEIVING

Had two or more players with 100 yards receiving in a game.....	vs Middle Tennessee, 2012 (Rucker 177 & Malone 102)
Had 10 players with at least 1 reception.....	at Kansas (11)

## TOTAL OFFENSE

Had 600 or more yards total offense.....	at Kansas, 2015 (651)
Had 500 or more yards total offense.....	vs Cincinnati, 2015 (570)
Had 400 or more yards total offense.....	vs Cincinnati, 2015 (570)
Had 100 or more plays.....	vs SMU, 2007 (108)
Had 90 or more plays.....	at Bowling Green, 2015 (90)
Had 80 or more plays.....	at Bowling Green, 2015 (90)
Had 75 or more plays.....	at Bowling Green, 2015 (90)

## SCORING

Had 70 or more points.....	vs Tampa, 1949 (70-6)
Had 60 or more points.....	vs Missouri State, 2015 (63-7)
Had 50 or more points.....	vs Cincinnati, 2015 (53-46)
Had 40 or more points.....	vs Cincinnati, 2015 (53-46)
Allowed 50 or more points.....	Mississippi State, 2011 (14-59)
Allowed 40 or more points.....	vs Cincinnati, 2015 (46-53)
Was held scoreless.....	at UCF, 2011 (0-41)
Was held scoreless at home.....	vs SMU, 2011 (0-42)
Was held scoreless on the road.....	at UCF, 2011 (0-41)
Held an opponent scoreless.....	vs Austin Peay, 2014 (63-0)
Held an opponent scoreless at home.....	vs Austin Peay, 2014 (63-0)
Held an opponent scoreless on the road.....	vs Arkansas, 1993 (6-0)
Held two opponents scoreless in a season.....	vs Tulsa; USM, 1968
Held three opponents scoreless in a season.....	vs Utah St.; North Texas; McNeese State, 1965
Held four opponents scoreless in a season.....	vs Louisville; McNeese St.; West Texas State; Tampa, 1964
Scored a two-point conversion rushing.....	vs Cincinnati, 2015 (Lynch run)
Scored a two-point conversion passing.....	vs Southern Miss, 2007 (Hankins pass)

## TURNOVERS

Had eight or more turnovers.....	vs Louisville, 1979 (8: 6 FR, 2 int.)
Had seven or more turnovers.....	vs USF, 2003 (3 FR; 4 Int)
Had six or more turnovers.....	vs East Carolina, 2006 (1 FR; 5 Int)
Had eight or more fumbles.....	vs Alabama, 1986 (8)
Had seven or more fumbles.....	vs Alabama, 1986 (8)

Had six or more fumbles.....	vs Middle Tennessee, 2012 (6)
Had five or more fumbles.....	at Houston, 2013 (5)
Lost seven or more fumbles.....	vs Mississippi State, 1976 (7)
Lost six or more fumbles.....	vs Louisville, 1979 (6)
Lost five or more fumbles.....	vs Tennessee, 1984 (5)
Lost four or more fumbles.....	at Houston, 2013 (4)
Lost three or more fumbles.....	at Kansas, 2015 (3)
Did not commit a turnover.....	Bowling Green, 2015
Had eight or more takeaways.....	vs North Texas State, 1968 (8)
Had six or more takeaways.....	vs Marshall, 2011 - 6 (4 fumble, 2 int)
Had five or more takeaways.....	at Tulane, 2014 - 5 (2 fumble, 3 int)
Had four or more takeaways.....	vs BYU, 2014 - 4 (1 fumble, 3 int)
Had three or more takeaways.....	vs Cincinnati, 2015 - 3 (3 int)
Returned two interceptions for TDs.....	at Tulane-2, 2014 (B. McCain, 15; D. Nelson, 58)
Returned an interception for a TD.....	vs Cincinnati, 2015 (A. Maulet, 59)
Returned a fumble for a TD.....	vs Middle Tennessee, 2014 (Bobby McCain, 59 yds)
Returned two fumbles for TDs.....	vs SMU, 2013
Blocked two punts for touchdowns.....	vs Tulsa, 1968 (Dees & Marks)

## DEFENSE

Held an opponent to 10 or fewer first downs.....	vs Missouri State, 2015 (10)
Held an opponent to 0 or fewer yards rushing.....	vs Ole Miss, 1993 (-4)
Held an opponent to 50 or fewer yards rushing.....	vs Missouri State, 2015 (18)
Held an opponent to 100 or fewer yards rushing.....	vs BYU, 2014 (77)
Held an opponent to 25 or fewer yards passing.....	vs USF, 2003 (25)
Held an opponent to 50 or fewer yards passing.....	vs Austin Peay, 2014 (30)
Held an opponent to 100 or fewer yards total offense.....	vs UT-Arlington, 1962 (87)
Held an opponent to 200 or fewer yards total offense.....	vs Missouri State, 2015 (125)
Held an opponent to 300 or fewer yards total offense.....	vs UConn, 2014 (269)
Intercepted six or more passes.....	vs East Carolina, 1993 (6)
Intercepted five or more passes.....	vs Mississippi State, 1998 (5)
Intercepted four or more passes.....	at USF, 2013 (4)
Intercepted three or more passes.....	vs Cincinnati, 2015 (3)
Recovered four or more fumbles.....	vs Marshall, 2011 (4)
Recovered three or more fumbles.....	vs Missouri State, 2015 (3)
Recorded a safety.....	vs Middle Tennessee, 2014
Recorded seven or more sacks.....	vs Arkansas State, 2013 (7)
Recorded six or more sacks.....	vs Arkansas State, 2013 (7)
Recorded five or more sacks.....	vs Middle Tennessee, 2014 (5)
Recorded four or more sacks.....	vs USF, 2014 (4)
Recorded 12 or more tackles for loss.....	vs Arkansas State, 2013 (12)
Recorded 10 or more tackles for loss.....	vs Middle Tennessee, 2014 (10)
Had three or more players with 2 or more tackles for loss.....	vs Middle Tennessee, 2014 (3)
Had four or more players with 2 or more tackles for loss.....	vs UCF, 2008 (4)

## SPECIAL TEAMS

Returned a punt for a TD.....	vs Missouri State, 2015 (Roderick Proctor)
Returned a blocked punt for a TD.....	at Arkansas State, 2012 (Tevin Jones)
Returned a kickoff for a TD.....	vs Tennessee, 1996 (Randall Cobb 95 yds)
Blocked one punt.....	at Temple, 2014 (Tevin Jones)
Blocked two punts.....	vs Arkansas, 1992 (4)
Blocked three punts.....	vs Arkansas, 1992 (4)
Blocked four punts.....	vs Arkansas, 1992 (4)
Blocked a field goal.....	vs Cincinnati, 2015 (Reggis Ball)
Blocked a PAT.....	at UAB, 2012
Returned a Blocked PAT for 2 Points.....	at UAB, 2012 (Charles Harris)
Punted 13 or more times.....	vs Texas A&M, 1979 (13)
Punted 12 or more times.....	vs SMU, 2011 (12)
Punted 11 or more times.....	at Southern Miss, 2011 (11)
Punted 10 or more times.....	at Ole Miss, 2014 (10)
Punted one time in a game.....	at SMU, 2014 (1)
Punted two times or less.....	at Kansas, 2015 (2)
Missed a kicking PAT.....	at UAB, 2012
Had a kicking PAT blocked.....	vs Marshall, 2011
Had a punt blocked.....	vs Temple, 2013
Had a field goal blocked.....	at Marshall, 2012
Had a blocked field goal returned for a TD.....	vs Louisville, 2008
Recorded 2 Special Teams TDs.....	at Arkansas State, 2012 (2, BL P & P FF)
Gave up 2 Special Teams TDs.....	vs Louisville, 2008 (2, BL FG & KOR)
Kicked an on-side kick.....	at Connecticut, 2013
Recovered an opponent's on-side kick.....	vs USF, 2015
Recovered a Memphis on-side kick.....	at Marshall, 2012
Totalled 200 or more kickoff return yards.....	vs Middle Tennessee, 2012 (200)
Totalled 150 or more kickoff return yards.....	vs Cincinnati, 2015 (161)
Totalled 100 or more kickoff return yards.....	vs Cincinnati, 2015 (161)
Returned 10 or more kickoffs.....	vs Mississippi State, 2011 (10)
Returned nine or more kickoffs.....	vs Mississippi State, 2011 (10)
Returned eight or more kickoffs.....	vs Middle Tennessee, 2012 (8)

## MISCELLANEOUS

Had 30 or more first downs..... at Kansas, 2015 (34)  
 Had 20 or more first downs..... at USF, 2015 (20)  
 Had 16 or more penalties..... at Marshall, 2012 (16)  
 Had 15 or more penalties..... at Middle Tennessee, 2013 (15)  
 Had 10 or more penalties..... at UCLA, 2014 (10)  
 Had 125 or more yards in penalties..... at Middle Tennessee, 2013 (145)  
 Had 100 or more yards in penalties..... vs Cincinnati, 2015 (100)  
 Had a 100-yard rusher and a 100-yard receiver in the same game.....  
 ..... vs UTEP, 2009 (Curtis Steele 240 rush, Carlos Singleton 105 rec)  
 Had 40 or more minutes of TOP..... at Cincinnati, 2014 (40:55)  
 Had 35 or more minutes of TOP..... at Cincinnati, 2014 (40:55)  
 Had a tie game..... vs Arkansas State, 1990  
 Was involved in an overtime..... vs BYU, 2015  
 Gave up a Safety..... vs Army, 2000

## THE LAST TIME A TIGER PLAYER ...

## RUSHING

Rushed 40 or more times..... Marcus Holliday vs Tulane, 1994 (42)  
 Rushed 35 or more times..... Sam Craft at Cincinnati, 2014 (38)  
 Rushed 30 or more times..... Sam Craft at Cincinnati, 2014 (38)  
 Rushed 25 or more times..... Brandon Hayes at Temple, 2014 (26)  
 Rushed for 250 or more yards..... DeAngelo Williams vs USF, 2004 (263)  
 Rushed for 200 or more yards..... Curtis Steele vs Tulsa, 2009 (232)  
 Rushed for 175 or more yards..... Brandon Hayes vs USF, 2014 (189)  
 Rushed for 150 or more yards..... Brandon Hayes vs USF, 2014 (189)  
 Rushed for 125 or more yards..... Brandon Hayes vs USF, 2014 (189)  
 Rushed for 100 or more yards..... Jarvis Cooper vs Missouri State, 2015 (102)  
 Rushed for four or more TDs..... Curtis Steele vs Tulsa, 2009 (4)  
 Rushed for three or more TDs..... Paxton Lynch vs BYU, 2014 (3)  
 Rushed for two or more TDs..... Sam Craft vs Cincinnati, 2015 (2)  
 Had a run of 90 or more yards..... Herb Covington vs Cincinnati, 1966 (92)  
 Had a run of 80 or more yards..... DeAngelo Williams vs Tulane, 2002 (86)  
 Had a run of 70 or more yards..... Curtis Steele vs Tulsa, 2009 (77)  
 Had a run of 60 or more yards..... Mose Frazier at Kansas, 2015 (60)  
 Had a run of 50 or more yards..... Brandon Hayes vs Tulsa, 2014 (51)  
 Had 2 players rush for two or more TDs.. Jarvis Cooper & Doroland Dorceus vs Missouri St (2)

## PASSING

Passed for 400 or more yards..... Paxton Lynch vs Cincinnati, 2015 (412)  
 Passed for 350 or more yards..... Paxton Lynch vs Cincinnati, 2015 (412)  
 Passed for 300 or more yards..... Paxton Lynch at USF, 2015 (305)  
 Passed for 250 or more yards..... Paxton Lynch at USF, 2015 (305)  
 Passed for 200 or more yards..... Paxton Lynch at USF, 2015 (305)  
 Attempted 60 or more passes..... Martin Hankins vs East Carolina, 2007 (60)  
 Attempted 50 or more passes..... Arkelon Hall vs Louisville, 2008 (55)  
 Attempted 40 or more passes..... Paxton Lynch at Bowling Green, 2015 (40)  
 Attempted 30 or more passes..... Paxton Lynch at USF, 2015 (33)  
 Completed 30 or more passes..... Will Hudgens vs East Carolina, 2009 (33)  
 Completed 25 or more passes..... Paxton Lynch at Bowling Green, 2015 (29)  
 Completed 20 or more passes..... Paxton Lynch vs Cincinnati, 2015 (24)  
 Threw four or more TD passes..... Paxton Lynch vs BYU, 2014 (4)  
 Threw three or more TD passes..... Paxton Lynch vs BYU, 2014 (4)  
 Threw five or more interceptions..... Martin Hankins vs Southern Miss, 2006 (5)  
 Threw four or more interceptions..... Martin Hankins vs Ole Miss, 2007 (4)  
 Threw three or more interceptions..... Paxton Lynch vs BYU, 2014 (3)  
 Completed a pass for 90 or more yards..... Taylor Reed vs Austin Peay, 2011 (93)  
 Completed a pass for 80 or more yards..... Paxton Lynch vs Cincinnati, 2015 (82)  
 Completed a pass for 70 or more yards..... Paxton Lynch vs Cincinnati, 2015 (82)  
 Completed a pass for 60 or more yards..... Paxton Lynch vs Cincinnati, 2015 (61)  
 Completed a pass for 50 or more yards..... Paxton Lynch at USF, 2015 (55)

## RECEIVING

Caught 10 or more passes..... Marcus Rucker vs Middle Tennessee, 2012 (10)  
 ..... Keiwone Malone vs Middle Tennessee, 2012 (10)  
 Caught seven or more passes..... Mose Frazier at Bowling Green, 2015 (7)  
 Had 180 or more yards receiving..... Bob Sherlag vs Mississippi St., 1965 (186)  
 Had 175 or more yards receiving..... Marcus Rucker vs MTSU, 2012 (177)  
 Had 150 or more yards receiving..... Marcus Rucker vs MTSU, 2012 (177)  
 Had 125 or more yards receiving..... Marcus Rucker vs MTSU, 2012 (177)  
 Had 100 or more yards receiving..... Mose Frazier at Temple, 2014 (110)  
 Caught three or more TD passes..... Carlos Singleton vs SMU, 2007 (3)  
 Caught two or more TD passes..... Mose Frazier vs Missouri State, 2015 (2)

## TOTAL OFFENSE

Had 400 or more yards of total offense..... Paxton Lynch vs Cincinnati, 2015 (464)  
 Had 350 or more yards of total offense..... Paxton Lynch vs Cincinnati, 2015 (464)  
 Had 300 or more yards of total offense..... Paxton Lynch at USF, 2015 (311)  
 Had 250 or more yards of total offense..... Paxton Lynch at USF (311)

## SCORING

Responsible for five or more TDs..... Paxton Lynch vs BYU, 2014 - 7 (4 pass, 3 rush)  
 Accounted for four or more TDs..... Paxton Lynch vs BYU, 2014 - 7 (4 pass, 3 rush)  
 Accounted for three or more TDs..... Paxton Lynch at USF, 2015 - 3 (2 pass, 1 rush)  
 Scored four or more TDs..... Curtis Steele vs Tulsa, 2009 (4 rush)  
 Scored three or more TDs..... Paxton Lynch vs BYU, 2014 - 3 (3 rush)  
 Scored two or more TDs..... Sam Craft vs Cincinnati, 2015 - 2 (2 rush)  
 Scored in three different ways..... Arkelon Hall vs vs Louisville, 2008 (2 pass, 1 rsh, 1 rec)

## DEFENSE

Intercepted three or more passes..... Bobby McCain at USF, 2013 (3)  
 Intercepted two or more passes..... Bobby McCain at Ole Miss, 2014 (2)  
 Recovered three or more fumbles..... Quinton McCrary vs UCF, 2007 (3)  
 Recovered two or more fumbles..... Ryan Coleman vs SMU, 2013 (2)  
 Returned two fumbles for TDs..... Ryan Coleman vs SMU, 2013 (2)  
 Returned fumble for TD..... Bobby McCain vs Middle Tennessee, 2014  
 Recorded four or more sacks..... Clinton McDonald vs Arkansas St., 2008 (4)  
 Recorded three or more sacks..... Clinton McDonald vs Arkansas St., 2008 (4)  
 Recorded two or more sacks..... Jackson Dillon vs BYU, 2014 (2.0)  
 Recorded four or more TFLs..... Tank Jakes at UCLA, 2014 (4.0)

## SPECIAL TEAMS

Scored 18 or more points kicking..... Ryan White vs UAB, 1999 (18)  
 Scored 15 or more points kicking..... Jake Elliott vs Tulsa, 2014 (16)  
 Scored 10 or more points kicking..... Jake Elliott at Bowling Green, 2014 (14)  
 Kicked five or more field goals..... Jake Elliott at Houston, 2013 (5)  
 Kicked four or more field goals..... Jake Elliott vs Tulsa, 2014 (4)  
 Kicked three or more field goals..... Jake Elliott at Bowling Green, 2015 (3)  
 Attempted five or more field goals..... Jake Elliott vs Tulsa, 2014 (5)  
 Attempted four or more field goals..... Jake Elliott at Temple, 2014 (4)  
 Attempted three or more field goals..... Jake Elliott at Bowling Green, 2015 (3)  
 Kicked a field goal of 50 or more yards..... Jake Elliott at Bowling Green, 2015 (52)  
 Punted 12 or more times..... Tom Hornsey vs SMU, 2011 (12)  
 Punted 11 or more times..... Tom Hornsey at Southern Miss, 2011 (11)  
 Punted 10 or more times..... Spencer Smith at Ole Miss, 2014 (10)  
 Punted 70 or more yards..... Spencer Smith vs Cincinnati, 2015 (72)  
 Punted 60 or more yards..... Spencer Smith vs Cincinnati, 2015 (72)  
 Had a punt average over 50 yards..... Spencer Smith vs Cincinnati, 2015 (52.7)  
 Totaled 175 or more yards in kick returns..... Joe Craig at Connecticut, 2013 (177)  
 Totaled 150 or more yards in kick returns..... Joe Craig at Connecticut, 2013 (177)  
 Totaled 125 or more yards in kick returns..... Jae'Lon Oglesby vs Cincinnati, 2015 (132)  
 Totaled 100 or more yards in kick returns..... Joe Craig vs BYU, 2014 (132)  
 Returned a kick 90 or more yards..... Bobby McCain at Duke, 2012 (95)  
 Returned a kick 50 or more yards..... Bobby McCain at Cincinnati, 2014 (59)  
 Returned a kickoff for a TD..... Kevin Cobb vs Tennessee, 1996 (95 yds)  
 Returned nine or more kickoffs..... Marcus Hightower vs Houston, 2009 (9)  
 Returned eight or more kickoffs..... D.A. Griffin vs Houston, 2010 (8)  
 Returned seven or more kickoffs..... Curtis Johnson vs UAB, 2011 (7)  
 Returned six or more kickoffs..... Jae'Lon Oglesby vs Cincinnati, 2015 (6)  
 Returned 10 or more punts..... Ryan Roskelly vs Tulsa, 1994 (10)  
 Returned seven or more punts..... Darron White vs Chattanooga, 2004 (7)  
 Returned six or more punts..... Keiwone Malone vs Middle Tennessee, 2014 (6)  
 Had 150 or more punt return yards..... Ryan Roskelly vs Tulsa, 1994 (194)  
 Had 100 or more punt return yards..... Keiwone Malone at UAB, 2012 (112)  
 Had a punt return of 90 or more yards..... Keith Wright vs Louisville, 1975 (94)  
 Had a punt return of 80 or more yards..... Ryan Johnson vs Cincinnati, 2000 (82)  
 Had a punt return of 50 or more yards..... Roderick Proctor vs Missouri State, 2015 (63)  
 Returned a punt for a TD..... Roderick Proctor vs Missouri State, 2015  
 Blocked a punt..... Tevin Jones at Temple, 2014  
 Returned a blocked punt for a TD..... Tevin Jones at Arkansas State, 2012  
 Blocked a field goal..... Reggis Ball vs USF, 2015  
 Blocked a PAT..... Team at UAB, 2012  
 Returned a blocked PAT for a score..... Charles Harris at UAB, 2012

## THE LAST TIME A TIGER PLAYER ...

## IN ONE QUARTER...

Passed for 75 yards or more..... Paxton Lynch at USF, 2015 (108-2nd)  
 Passed for 100 yards or more..... Paxton Lynch at USF, 2015 (108-2nd)  
 Passed for 175 yards or more..... Arkelon Hall vs UAB, 2008 (186-2nd)  
 Passed for three or more TDs..... Paxton Lynch vs UConn, 2014 (3-3rd)  
 Passed for two or more TDs..... Paxton Lynch vs UConn, 2014 (3-3rd)  
 Rushed for 75 yards or more..... Jamarius Henderson at Kansas, 2015 (77-4th)  
 Rushed for 100 yards or more..... Jarvis Cooper vs Austin Peay, 2014 (101-4th)  
 Rushed for 150 yards or more..... Paul Gowen vs Tulsa, 1969 (150-2nd)  
 Rushed for two TDs or more..... Sam Craft vs Cincinnati, 2015 (2-4th)  
 Caught three or more passes..... Tevin Jones vs Cincinnati, 2015 (3-4th)  
 Caught five or more passes..... Keiwone Malone vs MTSU, 2012 (5-2nd)  
 Caught two or more TD passes..... Mose Frazier vs Missouri State, 2015 (2-1st)  
 Had 75 or more receiving yards..... Marcus Rucker vs MTSU, 2012 (80-2nd)  
 Kicked three or more field goals..... Stephen Gostkowski vs Ole Miss, 2003 (3-4th)

**IN ONE HALF**

Passed for 200 yards or more.....	Paxton Lynch vs Cincinnati, 2015 (223-2nd)
Passed for 175 yards or more.....	Paxton Lynch vs Cincinnati, 2015 (223-2nd)
Rushed for 100 yards or more.....	Paxton Lynch vs Cincinnati, 2015 (223-2nd)
Rushed for 150 yards or more.....	DeAngelo Williams vs Akron, 2005 (154-2nd)
Rushed for three TDs or more.....	Curtis Steele vs Tulsa, 2009 (3-2nd)
Rushed for two TDs or more.....	Sam Craft vs Cincinnati, 2015 (2-2 d)
Passed for three or more TDs.....	Paxton Lynch vs UConn, 2014 (3-2nd)
Caught eight or more passes.....	Maurice Avery vs UAB, 2003 (8-2nd)
Caught six or more passes.....	Keiwone Malone vs MTSU, 2012 (7-2nd)
Had 100 yards receiving.....	Marcus Rucker vs MTSU, 2012 (146-1st)
Had 125 yards receiving.....	Marcus Rucker vs MTSU, 2012 (146-1st)
Caught two or more TD passes.....	Mose Frazier vs Missouri State, 2015 (2-1st)
Kicked four or more field goals.....	Ryan White vs UAB, 1999 (4-1st)
Kicked three or more field goals.....	Jake Elliott at Houston, 2013 (3-1st)

**THE LAST TIME A TIGER TEAM ...****IN ONE QUARTER**

Passed for 75 yards or more.....	at USF, 2015 (108-2nd)
Passed for 100 yards or more.....	at USF, 2015 (108-2nd)
Passed for 175 yards or more.....	vs UT-Martin, 2009 (175-2nd)
Passed for 200 yards or more.....	vs Chattanooga, 2004 (202-3rd)
Passed for two TDs.....	vs Missouri State, 2015 (2-1st)
Passed for three TDs.....	vs UConn, 2014 (3-3rd)
Rushed for 75 yards or more.....	vs Missouri State, 2015 (93-2nd)
Rushed for 100 yards or more.....	vs Missouri State, 2015 (100-1st)
Rushed for 125 yards or more.....	vs Austin Peay, 2014 (133-4th)
Rushed for three TDs or more.....	at SMU, 2014 (3-2nd)
Rushed for two TDs or more.....	vs Cincinnati, 2015 (2-4th)
Kicked three or more field goals.....	vs Ole Miss, 2003 (3-4th)
Had four receivers catch three passes.....	vs Southern Miss, 2007 (4-4th)
Had seven receivers catch one pass.....	vs Cincinnati, 2013 (7-4th)

**IN ONE HALF**

Passed for 200 yards or more.....	vs Cincinnati, 2015 (223-2nd)
Passed for 175 yards or more.....	vs Cincinnati, 2015 (223-2nd)
Passed for 150 yards or more.....	at USF, 2015 (161-1st)
Passed for two or more TDs.....	vs Missouri State, 2015 (2-1st)
Passed for three or more TDs.....	vs UConn, 2014 (3-2nd)
Rushed for 250 yards or more.....	vs Akron, 2005 (252-2nd)
Rushed for 200 yards or more.....	at Kansas, 2015 (231-2nd)
Rushed for 150 yards or more.....	vs Missouri State, 2015 (193-1st)
Rushed for four TDs or more.....	vs Austin Peay, 2014 (5-1st)
Rushed for two TDs or more.....	vs Cincinnati, 2015 (2-2nd)
Kicked four or more field goals.....	vs UAB, 1999 (4-1st)

**THE LAST TIME A TIGER OPPONENT ...****RUSHING**

Had 500 or more yards rushing.....	Texas A&M, 1978 (523)
Had 400 or more yards rushing.....	East Carolina, 2007 (491)
Had 300 or more yards rushing.....	Arkansas State, 2012 (317)
Had 75 or more rushing attempts.....	Texas A&M, 1978 (75)
Had 70 or more rushing attempts.....	Arkansas State, 1986 (71)
Had seven or more rushing TDs.....	UCF, 2007 (7)
Had six or more rushing TDs.....	East Carolina, 2007 (6)
Had five or more rushing TDs.....	Miss. State, 2011 (5)
Had four or more rushing TDs.....	Cincinnati, 2013 (4)
Had two players with 100 yards rushing in game.....	Southern Miss, 2008 (Austin Davis, 128, Damion Fletcher 100)

**PASSING**

Had 500 or more yards passing.....	Cincinnati, 2015 (620)
Had 400 or more yards passing.....	Cincinnati, 2015 (620)
Had 300 or more yards passing.....	Cincinnati, 2015 (620)
Had 60 or more pass attempts.....	Cincinnati, 2015 (64)
Had 50 or more pass attempts.....	Cincinnati, 2015 (64)
Had 40 or more pass attempts.....	Cincinnati, 2015 (64)
Had 35 or more completions.....	Cincinnati, 2015 (38)
Had 30 or more completions.....	Cincinnati, 2015 (38)
Had 25 or more completions.....	Cincinnati, 2015 (38)
Had six or more TD passes.....	Houston, 2010 (6)
Had five or more TD passes.....	East Carolina, 2012 (5)
Had four or more TD passes.....	Cincinnati, 2015 (4)
Had three or more TD passes.....	Cincinnati, 2015 (4)
Had six or more passes intercepted.....	East Carolina, 1993 (6)
Had five or more passes intercepted.....	Mississippi State, 1997 (5)
Had four or more passes intercepted.....	USF, 2013 (4)
Had three or more passes intercepted.....	Cincinnati, 2015 (3)

**RECEIVING**

Had two or more players with 100 yards receiving in game.....	Cincinnati, 2015 (Max Morrison-162, Chris Moore-153, Shaq Washington-120)
---	---

**TOTAL OFFENSE**

Had 600 or more yards of total offense.....	vs Cincinnati, 2015 (752)
Had 500 or more yards of total offense.....	vs Cincinnati, 2015 (752)
Had 400 or more yards of total offense.....	vs Cincinnati, 2015 (752)
Had 90 or more plays.....	vs Cincinnati, 2015 (100)
Had 80 or more plays.....	vs Cincinnati, 2015 (100)
Had 75 or more plays.....	vs Cincinnati, 2015 (100)

**SCORING**

Scored 70 or more points.....	Ole Miss, 1935 (92)
Scored 60 or more points.....	Ole Miss, 1980 (61)
Scored 50 or more points.....	Miss. State, 2011 (59)
Scored 40 or more points.....	vs Cincinnati, 2015 (46)
Scored a two-point conversion passing.....	at UCLA, 2014
Scored a two-point conversion running.....	UAB, 2011

**TURNOVERS**

Committed seven or more turnovers.....	Cincinnati, 1998 (7, 5 fumbles, 2 int.)
Committed six or more turnovers.....	Marshall, 2011 (6, 4 fumbles, 2 int.)
Committed five or more turnovers.....	Tulane, 2014 (5, 2 fumbles, 3 int.)
Committed four or more turnovers.....	BYU, 2014 (4, 1 fumbles, 3 int.)
Had five or more fumbles.....	East Carolina, 2012 (5)
Lost four or more fumbles.....	Marshall, 2011 (4)
Did not commit a turnover.....	Bowling Green, 2015
Returned an interception for a touchdown.....	BYU, 2014 (Zac Stout - 19 yd)
Returned a fumble for a touchdown.....	Tulsa, 2014 (DeMarco Nelson - 6 yd)

**DEFENSE**

Held UM to 10 or fewer first downs.....	SMU, 2012 (9)
Held UM to 0 or fewer yards rushing.....	SMU, 2011 (-14)
Held UM to under 100 yards rushing.....	Temple, 2014 (82)
Held UM to 100 or fewer yards passing.....	Ole Miss 2014 (81)
Held UM to under 300 yards of total offense.....	Ole Miss, 2014 (104)
Held UM to under 200 yards of total offense.....	Ole Miss, 2014 (104)
Intercepted five or more UM passes.....	East Carolina, 2006 (5)
Intercepted four or more UM passes.....	Ole Miss, 2007 (4)
Intercepted three or more UM passes.....	BYU, 2014 (3)
Recorded a safety.....	Army, 2000
Recorded six or more quarterback sacks.....	Louisville, 2010 (6)
Recorded five or more quarterback sacks.....	UCF, 2013 (5)

**SPECIAL TEAMS**

Returned a punt for a TD.....	Houston, 2010 (P.Edwards)
Returned a blocked punt for a TD.....	Temple, 2013 (Michael Felton)
Returned a kickoff for a TD.....	Louisville, 2008 (Trent Guy)
Blocked a punt.....	Temple, 2013 (Michael Felton)
Blocked a field goal.....	Marshall, 2012 (Jeremiah Taylor)
Blocked a field goal for a TD.....	Louisville, 2008 (Brandon Heath)
Blocked a PAT.....	Tulane, 2012
Punted 10 or more times.....	Missouri State, 2015 (10)
Did not punt.....	Houston, 2010
Missed a PAT (kicking).....	Cincinnati, 2013
Kicked an on-side kick.....	USF, 2014
Scored two special teams TDs.....	Louisville, 2008

**MISCELLANEOUS**

Had 30 or more first downs.....	Cincinnati, 2015 (38)
Had 25 or more first downs.....	Ole Miss, 2014 (26)
Had 10 or more penalties.....	Cincinnati, 2015 (11)
Had 100 or more penalty yards.....	Cincinnati, 2015 (101)
Had 35 minutes or more of possession.....	USF, 2014 (36:47)
Had a 100 yard receiver and rusher.....	SMU, 2012
.....	(Zach Line, 127 rush; Darius Johnson, 141 rec)



## THE LAST TIME A TIGER OPPOSING PLAYER ...

### RUSHING

Rushed 45 or more times .....	Cyrus Lawrence, Va. Tech, 1981 (45)
Rushed 35 or more times .....	Brynn Harvey, UCF, 2009 (42)
Rushed 30 or more times .....	Brynn Harvey, UCF, 2009 (42)
Rushed 25 or more times .....	David Oku, Arkansas State, 2012 (25)
Rushed for 300 or more yards .....	Chris Johnson, East Carolina, 2007 (301)
Rushed for 250 or more yards .....	Chris Johnson, East Carolina, 2007 (301)
Rushed for 200 or more yards .....	Bilal Powell, Louisville, 2010 (204)
Rushed for 150 or more yards .....	L. Murray, UCF, 2012 (192)
Rushed for 100 or more yards .....	Marlon Mack, USF, 2015 (107)
Rushed for four or more TDs .....	Chris Johnson, East Carolina, 2007 (4)
Rushed for three or more TDs .....	Zack Line, SMU, 2011 (3)
Rushed for two or more TDs .....	Paul Lasike, 2014 (2)
Had a run of 80 yards or more .....	L. Murray, UCF, 2012 (83)
Had a run of 70 yards or more .....	Marlon Mack, USF, 2014 (75)
Had a run of 60 yards or more .....	Marlon Mack, USF, 2014 (75)
Had a run of 50 yards or more .....	Marlon Mack, USF, 2014 (75)

### PASSING

Passed for 500 yards or more .....	Hayden Moore, Cincinnati, 2015 (557)
Passed for 400 yards or more .....	Hayden Moore, Cincinnati, 2015 (557)
Passed for 300 yards or more .....	Hayden Moore, Cincinnati, 2015 (557)
Attempted 60 or more passes .....	Marquel Blackwell, USF, 2001 (62)
Attempted 50 or more passes .....	Hayden Moore, Cincinnati, 2015 (53)
Attempted 40 or more passes .....	Hayden Moore, Cincinnati, 2015 (53)
Attempted 35 or more passes .....	Hayden Moore, Cincinnati, 2015 (53)
Completed 30 or more passes .....	Hayden Moore, Cincinnati, 2015 (31)
Completed 25 or more passes .....	Hayden Moore, Cincinnati, 2015 (31)
Threw for five or more TDs .....	Shane Carden, East Carolina, 2012 (5)
Threw for four or more TDs .....	Hayden Moore, Cincinnati, 2015 (4)
Threw for three or more TDs .....	Hayden Moore, Cincinnati, 2015 (4)
Threw four or more interceptions .....	Mike White, USF, 2013 (4)
Threw three or more interceptions .....	Christian Stewart, BYU, 2014 (3)
Completed a pass for 80 or more yards .....	Hayden Moore, Cincinnati, 2015 (68)
Completed a pass for 70 or more yards .....	Hayden Moore, Cincinnati, 2015 (68)
Completed a pass for 60 or more yards .....	Hayden Moore, Cincinnati, 2015 (68)
Completed a pass for 50 or more yards .....	Matt Johnson, Bowling Green, 2015 (94)

### RECEIVING

Caught 15 or more passes .....	Jeremy Davis, Connecticut, 2013 (15)
Caught 10 or more passes .....	Keevan Lucas, Tulsa, 2014 (11)
Caught eight or more passes .....	Mitrc Mathews, BYU, 2014 (9)
Had 200 or more yards receiving .....	Roger Lewis, Bowling Green, 2015 (261)
Had 175 or more yards receiving .....	Roger Lewis, Bowling Green, 2015 (261)
Had 150 or more yards receiving .....	Max Morrison, Cincinnati, 2015 (162)
Had 125 yards or more receiving .....	Chris Moore, Cincinnati, 2015 (153)
Had 100 or more yards receiving .....	Chris Moore, Cincinnati, 2015 (153)
Caught three or more TD passes .....	Roger Lewis, Bowling Green, 2015 (3)
Caught two or more TD passes .....	Max Morrison, Cincinnati, 2015 (2)

### TOTAL OFFENSE

Had 400 or more yards of total offense .....	Hayden Moore, Cincinnati, 2015 (563)
Had 300 or more yards of total offense .....	Hayden Moore, Cincinnati, 2015 (563)

### SCORING

Accounted for five or more TDs .....	Matt Johnson, Bowling Green, 2015 (5 - 4 pass, 1 rush)
Accounted for four or more TDs .....	Hayden Moore, Cincinnati, 2015 (4 - 4 pass)
Accounted for three or more TDs .....	Hayden Moore, Cincinnati, 2015 (4 - 4 pass)
Scored four or more TDs .....	Chris Johnson, East Carolina, 2007 (4)
Scored three or more TDs .....	Roger Lewis, Bowling Green, 2015 (3)
Scored two or more TDs .....	Max Morrison, Cincinnati, 2015 (2)
Kicked four or more field goals .....	Kevin Fitzpatrick, Tulsa, 2009 (4)
Kicked three or more field goals .....	Cairo Santos, Tulane, 2012 (3)

### DEFENSE

Intercepted two or more passes .....	Efrem Oliphant, Houston, 2014 (2)
Recovered two or more fumbles .....	D. Mathews, Houston, 2013 (2)
Recorded three or more sacks .....	Chris Daly, USF, 2001 (3)
Recorded two or more sacks .....	Tanzel Smart, Tulane, 2014 (2)
Recorded four or more tackles for loss .....	Chris Daley, USF, 2001 (4)
Recorded three or more tackles for loss .....	Tanzel Smart, Tulane, 2014 (3.0)

### SPECIAL TEAMS

Scored 10 or more points kicking .....	Nick Visco, Temple, 2013 (10)
Kicked four or more field goals .....	Kevin Fitzpatrick, Tulsa, 2009 (4)
Kicked three or more field goals .....	Cairo Santos, Tulane, 2012 (3)
Kicked a field goal of 50 yds or more .....	Nick Bartolotta, Kansas, 2015 (51)
Kicked a 70-yard punt .....	Caleb Houston, UCF, 2013 (71)
Kicked a 60-yard punt .....	Dalton Parks, Tulsa, 2014 (61)
Totalled 150 or more kick return yards .....	Casey Robottom, Tulane, 2008 (166)
Totalled 100 or more kick return yards .....	Adam Hine, BYU, 2014 (109)
Totalled 100 or more punt return yards .....	Mario Hull, Rice, 2011 (121)
Had a punt return of 50 or more yards .....	Kenneth Acker, SMU, 2012 (59)
Had a 100-yard kickoff return .....	Fred Reed, Mississippi St., 2003

## SCORING INDIV. RECORDS

## MOST POINTS SCORED (MIN. 18)

RK	TDS	PLAYER VS OPPONENT	YEAR
T1	24	Curtis Steele vs Tulsa	2009
T1	24	DeAngelo Williams vs Chattanooga	2004
T1	24	DeAngelo Williams vs Houston	2004
T1	24	DeAngelo Williams vs East Carolina	2004
T1	24	Dante Brown vs Houston	2001
T6	18	Paxton Lynch vs BYU	2014
T6	18	Brandon Hayes vs. Tulsa	2014
T6	18	Brandon Hayes vs. UAB	2012
T6	18	Steven Black vs Tulane	2008
T6	18	Carlos Singleton vs SMU	2007
T6	18	Joseph Doss vs UTEP	2006
T6	18	DeAngelo Williams vs Chattanooga	2005
T6	18	DeAngelo Williams vs Tulsa	2005
T6	18	DeAngelo Williams vs Akron	2005
T6	18	DeAngelo Williams vs Ole Miss	2003
T6	18	DeAngelo Williams vs Tennessee Tech	2003
T6	18	Ryan White vs UAB	1999
T6	18	Gerard Arnold vs Tulane	1999
T6	18	Gerard Arnold vs Arkansas State	1997
T6	18	Russell Copeland vs Tennessee	1992
T6	18	John Martin vs Tulane	1992
T6	18	Larry Porter vs Arkansas State	1990
T6	18	Billy Moody vs Louisville	1987
T6	18	Jeff Womack vs Southwestern Louisiana	1985
T6	18	Paul Gowen vs Cincinnati	1971
T6	18	Stan Davis vs Ole Miss	1971
T6	18	Jay McCoy vs Wichita State	1970
T6	18	Danny Pierce vs Southern Miss	1968
T6	18	Bob Sherlag vs Mississippi State	1965
T6	18	Dave Casinelli vs The Citadel	1962
T6	18	Dave Casinelli vs UT-Arlington	1962
T6	18	Dave Casinelli vs The Citadel	1961
T6	18	James Earl Wright vs The Citadel	1961
T6	18	Don Coffee vs Tulsa	1961
T6	18	Nick Bouni vs Southern Miss	1959
T6	18	Bill Robertson vs Arkansas State	1950
T6	18	Frank Berry vs Tampa	1949

## MOST TDS SCORED (MIN. 3; RUSH/REC)

RK	TDS	PLAYER VS OPPONENT	YEAR
T1	4	Curtis Steele vs Tulsa	2009
T1	4	DeAngelo Williams vs Chattanooga	2004
T1	4	DeAngelo Williams vs Houston	2004
T1	4	DeAngelo Williams vs East Carolina	2004
T1	4	Dante Brown vs Houston	2001
T6	3	Paxton Lynch vs BYU	2014
T6	3	Brandon Hayes vs Tulsa	2014
T6	3	Sam Craft vs Temple	2013
T6	3	Brandon Hayes vs UAB	2012
T6	3	Steven Black vs Tulane	2008
T6	3	Carlos Singleton vs SMU	2007
T6	3	Joseph Doss vs UTEP	2006
T6	3	DeAngelo Williams vs Chattanooga	2005
T6	3	DeAngelo Williams vs Tulsa	2005
T6	3	DeAngelo Williams vs Akron	2005
T6	3	DeAngelo Williams vs Ole Miss	2003
T6	3	DeAngelo Williams vs Tennessee Tech	2003
T6	3	Gerard Arnold vs Tulane	1999
T6	3	Gerard Arnold vs Arkansas State	1997
T6	3	Russell Copeland vs Tennessee	1992
T6	3	John Martin vs Tulane	1992
T6	3	Larry Porter vs Arkansas State	1990
T6	3	Billy Moody vs Louisville	1987
T6	3	Jeff Womack vs Southwestern Louisiana	1985
T6	3	Paul Gowen vs Cincinnati	1971
T6	3	Stan Davis vs Ole Miss	1971
T6	3	Jay McCoy vs Wichita State	1970
T6	3	Danny Pierce vs Southern Miss	1968
T6	3	Bob Sherlag vs Mississippi State	1965
T6	3	Dave Casinelli vs The Citadel	1962
T6	3	Dave Casinelli vs UT-Arlington	1962
T6	3	Dave Casinelli vs The Citadel	1961
T6	3	James Earl Wright vs The Citadel	1961
T6	3	Don Coffee vs Tulsa	1961
T6	3	Nick Bouni vs Southern Miss	1959
T6	3	Bill Robertson vs Arkansas State	1950
T6	3	Frank Berry vs Tampa	1949

## TDS RESPONSIBLE FOR (MIN. 4; PASS/RUSH)

RK	TDS	PLAYER VS OPPONENT	YEAR
1	7	Paxton Lynch vs BYU	2014

## TDS RESPONSIBLE FOR (MIN. 4; PASS/RUSH)

RK	TDS	PLAYER VS OPPONENT	YEAR
T2	5	Danny Wimprine vs Louisville	2004
T2	5	Danny Wimprine vs Murray State	2002
T2	5	Danny Wimprine vs Army	2001
T2	5	James Earl Wright vs Tulsa	1961
T6	4	Paxton Lynch vs UConn	2014
T6	4	Paxton Lynch vs USF	2014
T6	4	Paxton Lynch at Cincinnati	2014
T6	4	Paxton Lynch vs Austin Peay	2014
T6	4	Curtis Steele vs Tulsa	2009
T6	4	Tyler Bass vs UT Martin	2009
T6	4	Arkelon Hall vs UAB	2008
T6	4	Martin Hankins vs East Carolina	2007
T6	4	Martin Hankins vs Southern Miss	2007
T6	4	Martin Hankins vs SMU	2007
T6	4	Danny Wimprine vs Bowling Green St.	2004
T6	4	DeAngelo Williams vs East Carolina	2004
T6	4	DeAngelo Williams vs Houston	2004
T6	4	Danny Wimprine vs East Carolina	2003
T6	4	Travis Anglin vs Chattanooga	2001
T6	4	Dante Brown vs Houston	2001
T6	4	Bernard Oden vs UAB	1997
T6	4	Steve Matthews vs Tulane	1992
T6	4	Tim Jones vs Tulane	1989
T6	4	Lloyd Patterson vs Auburn	1976
T6	4	Danny Pierce vs Louisville	1969
T6	4	Billy Fletcher vs Mississippi State	1965
T6	4	James Earl Wright vs Hardin Simmons	1961
T6	4	James Earl Wright vs Abilene Christian	1960
T6	4	James Earl Wright vs Tennessee Tech	1960

## MOST PAT MADE KICKING (MIN. 7)

RK	PAT	PLAYER VS OPPONENT	YEAR
T1	9	Jake Elliott vs Missouri State	2015
T1	9	Jake Elliott vs Austin Peay	2014
T1	9	Pete Weeks vs Louisville	1969
T4	8	Joe Allison vs Tulane	1992
T4	8	Jack Carter vs Hardin-Simmons	1961
T6	7	Jake Elliott at Kansas	2015
T6	7	Jake Elliott v BYU	2014
T6	7	Matt Reagan vs SMU	2007
T6	7	Stephen Gostkowski vs Chattanooga	2005
T6	7	Stephen Gostkowski vs Chattanooga	2004
T6	7	Stephen Gostkowski vs Tulane	2004
T6	7	Ryan White vs Houston	2001
T6	7	Hal McGeorge vs Virginia Tech	1973
T6	7	Roger Carter vs Cincinnati	1972
T6	7	Pete Weeks vs Wichita State	1970

## MOST CONSECUTIVE PAT MADE (100)

RK	PAT	PLAYER	YEAR
1	110	Jake Elliott (104x104)	2013-
2	101	Ryan White (101x101)	1998-2001

## MOST POINTS KICKING (MIN. 13)

RK	PTS	PLAYER VS OPPONENT	YEAR
1	18	Ryan White vs UAB	1999
2	17	S. Gostkowski vs Arkansas State	2004
T3	16	Jake Elliott vs Tulsa	2014
T3	16	Ryan White vs Cincinnati	1998
5	15	Jake Elliott at Houston	2013
T6	14	Jake Elliott at Bowling Green	2015
T6	14	Stephen Gostkowski vs Marshall	2005
T6	14	Stephen Gostkowski vs Ole Miss	2003
T6	14	Joe Allison vs Tulane	1992
T10	13	Jake Elliott at Kansas	2015
T10	13	Jake Elliott vs BYU	2014
T10	13	Matt Reagan vs UAB	2007
T10	13	Matt Reagan vs SMU	2007
T10	13	Stephen Gostkowski vs Louisville	2004
T10	13	Ryan White vs Arkansas State	2000
T10	13	Don Glosson vs Ole Miss	1983
T10	13	Rusty Bennett vs North Texas State	1977

## MOST FIELD GOALS MADE (MIN. 4)

RK	FGS	PLAYER VS OPPONENT	YEAR
T1	5	Jake Elliott at Houston	2013
T1	5	Ryan White vs UAB	1999
T3	4	Jake Elliott vs Tulsa	2014
T3	4	Matt Reagan vs UAB	2007
T3	4	S. Gostkowski vs Marshall	2005
T3	4	S. Gostkowski vs Arkansas State	2004
T3	4	Ryan White vs Arkansas State	2000
T3	4	Ryan White vs Cincinnati	1998

## MOST FIELD GOALS MADE (MIN. 4)

RK	FGS	PLAYER VS OPPONENT	YEAR
T3	4	Joe Allison vs Mississippi	1992
T3	4	Rusty Bennett vs North Texas	1977

## MOST FIELD GOALS ATTEMPTED (MIN. 4)

RK	ATT	PLAYER VS OPPONENT	YEAR
1	6	Ryan White vs UAB	1999
T2	5	Jake Elliott vs Tulsa	2014
T2	5	Jake Elliott at Houston	2013
T4	4	Jake Elliott at Temple	2014
T4	4	Jake Elliott at Cincinnati	2014
T4	4	Matt Reagan vs Southern Miss	2009
T4	4	Matt Reagan vs UAB, Rice	2007
T4	4	Matt Reagan vs UAB, Houston	2006
T4	4	Trey Adams vs Chattanooga	2006
T4	4	S. Gostkowski vs Marshall	2005
T4	4	S. Gostkowski vs Arkansas State	2004
T4	4	Stephen Gostkowski vs Tennessee Tech	2003
T4	4	Ryan White vs Arkansas State	2000
T4	4	Ryan White vs Cincinnati	1998
T4	4	Joe Allison vs Mississippi	1992
T4	4	Rusty Bennett vs North Texas	1977

## SCORING TEAM RECORDS

## MOST POINTS SCORED

RK	PTS	OPPONENT	YEAR
1	70	vs Tampa	1949
2	69	vs Louisville	1969
3	64	vs Union University	1950
4	63	vs Missouri State	2015
5	63	vs Austin Peay	2014
6	62	vs Tulane	1992
T7	61	vs Arkansas State	1949
T7	61	vs East Central Oklahoma	1951

## MOST TOUCHDOWNS SCORED

RK	TDS	OPPONENT	YEAR
1	11	vs Tampa	1949
T2	10	vs Louisville	1969
T2	10	vs Union	1950
T4	9	vs Missouri State	2015
T4	9	vs Austin Peay	2014
T4	9	vs Arkansas State	1949
T4	9	vs East Central Oklahoma	1951

## MOST RUSHING TOUCHDOWNS

RK	TDS	OPPONENT	YEAR
T1	7	vs Austin Peay	2014
T1	7	vs North Texas State	1971
T1	7	vs The Citadel	1962
T4	6	vs Tulane	2008
T4	6	vs Wichita State	1972
T4	6	vs Tulsa	1972
T4	6	vs Tulsa	1969
T4	6	vs Cincinnati	1969

## MOST PASSING TOUCHDOWNS

RK	TDS	OPPONENT	YEAR
T1	5	vs SMU	2007
T1	5	vs Murray State	2002
3	5	vs Louisville	1969
T4	4	vs BYU	2014
T4	4	vs UConn	2014
T4	4	vs UT Martin	2009
T4	4	vs UAB	2008
T4	4	vs Chattanooga	2004
T4	4	vs Louisville	2004
T4	4	vs Bowling Green	2004
T4	4	vs East Carolina	2003
T4	4	vs Louisville	2002
T4	4	vs Army	2001
T4	4	vs Tulane	1992
T4	4	vs Tulsa	1961

## MOST EXTRA POINTS

RK	EP	OPPONENT	YEAR
T1	9	vs Missouri State	2015
T1	9	vs Austin Peay	2014
T1	9	vs Louisville	1969
T4	8	vs Chattanooga	2005
T4	8	vs Tulane	1992
T6	7	at Kansas	2015

## MOST EXTRA POINTS

RK	EP	OPPONENT	YEAR
T6	7	vs BYU	2014
T6	7	vs SMU	2007
T6	7	vs Tulane	2004
T6	7	vs Chattanooga	2004
T6	7	vs Houston	2001
T6	7	vs Virginia Tech	1973
T6	7	vs Wichita State	1972
T6	7	vs Cincinnati	1972
T6	7	vs Louisville	1962

## MOST FIELD GOALS MADE

RK	FGS	OPPONENT	YEAR
T1	5	at Houston	2013
T1	5	vs UAB	1999
T3	4	vs Tulsa	2014
T3	4	vs UAB	2007
T3	4	vs Marshall	2005
T3	4	vs Arkansas State	2004
T3	4	vs Cincinnati	1998
T3	4	vs Ole Miss	1992
T3	4	vs North Texas State	1976

## MOST FIELD GOALS ATTEMPTED

RK	ATT	OPPONENT	YEAR
T1	6	vs UAB	1999
T1	6	vs North Texas State	1976
T3	5	vs Tulsa	2014
T3	5	at Houston	2013
T5	4	at Temple	2014
T5	4	at Cincinnati	2014
T5	4	vs Southern Miss	2009
T5	4	vs UAB, Rice	2007
T5	4	vs Chattanooga	2006
T5	4	vs UAB	2006
T5	4	vs Houston	2006
T5	4	vs East Carolina	2005
T5	4	vs Marshall	2005
T5	4	vs Arkansas State	2004
T5	4	vs Tennessee Tech	2003
T5	4	vs Arkansas	1994
T5	4	vs Ole Miss	1992
T5	4	vs North Texas State	1977

## MOST CONSECUTIVE FIELD GOALS MADE

RK	FGS	YEARS
T1	16	1998-99
T1	16	1983-84

## MOST 2-POINT CONVERSIONS MADE

RK	NO.	OPPONENT	YEAR
1	2	Louisville	1998

## RUSHING INDIV. RECORDS

## MOST RUSHING ATTEMPTS

RK	ATT	PLAYER VS OPPONENT	YEAR
1	42	Marcus Holliday vs Tulane	1994
T2	39	Curtis Steele vs UTEP	2009
T2	39	DeAngelo Williams vs East Carolina	2005
4	38	Sam Craft at Cincinnati	2014
T5	37	DeAngelo Williams vs Ole Miss	2004
T5	37	Larry Porter vs Ole Miss	1993
T5	37	James King vs Wichita State	1977
8	36	DeAngelo Williams vs Southern Miss	2005
T9	35	DeAngelo Williams vs UTEP	2005
T9	35	Frank Fletcher vs Cincinnati	1994

## MOST YARDS RUSHING

Rk	Yds	PLAYER VS OPPONENT	YEAR
1	263	DeAngelo Williams vs USF	2004
2	262	DeAngelo Williams vs Houston	2004
3	260	Paul Gowen vs Tulsa	1969
4	240	Curtis Steele vs UTEP	2009
5	238	DeAngelo Williams vs Akron	2005
6	236	DeAngelo Williams vs UTEP	2005
7	232	Curtis Steele vs Tulsa	2009
8	226	DeAngelo Williams vs East Carolina	2005
9	225	DeAngelo Williams vs East Carolina	2004
10	223	DeAngelo Williams vs Tulsa	2005
11	210	Dave Casinelli vs Houston	1963
12	206	Larry Porter vs Arkansas State	1990
13	205	DeAngelo Williams vs Chattanooga	2005

Most Yards Rushing			
Rk	Yds	Player vs Opponent	Year
14	203	Curtis Steele vs Arkansas State	2008
15	200	DeAngelo Williams vs Louisville	2004
T16	199	Brandon Hayes vs Tulsa	2014
T16	199	DeAngelo Williams vs USM	2004
18	198	DeAngelo Williams vs Houston	2005
19	195	DeAngelo Williams vs Tulane	2003
20	190	Teofilo Riley vs Arkansas State	1998
T21	189	Brandon Hayes vs USF	2014
T21	189	Richard Williams vs Georgia Tech	1980
23	188	Eddie Hill vs Cincinnati	1978

Highest Average Per Carry (Min. 12)			
Rk	Avg	Player vs Opponent	Year
1	15.8	Richard Williams vs Georgia Tech	1980
2	15.3	Paul Gowen vs Tulsa	1969
3	12.2	Curtis Steele vs Tulsa	2009
4	11.0	DeAngelo Williams vs Army	2002
5	10.8	DeAngelo Williams vs Murray State	2002
6	10.4	Eddie Hill vs Cincinnati	1978
7	10.3	DeAngelo Williams vs Chattanooga	2005

Longest Run From Scrimmage			
Rk	Yds	Player vs Opponent	Year
1	95	Keith White vs Arkansas State	1948
T2	92	Herb Covington vs Cincinnati	1966
T2	92	Sonny Parsons vs The Citadel	1961
T4	89	Keith Benton vs Louisville	1990
T4	89	Jack Scott vs Union	1948

Most Rushing Touchdowns			
Rk	Tds	Player vs Opponent	Year
T1	4	Curtis Steele vs Tulsa	2009
T1	4	DeAngelo Williams vs Chattanooga	2004
T1	4	DeAngelo Williams vs Houston	2004
T1	4	DeAngelo Williams vs East Carolina	2004
T1	4	Dante Brown vs Houston	2001
T2	3	28 times (last; Lynch vs BYU, 2014)	

RUSHING TEAM RECORDS

Most Rushing Attempts			
Rk	Att	Opponent	Year
1	81	vs North Texas State	1971
2	77	vs Wichita State	1972
3	76	vs North Texas State	1979
T4	70	vs Georgia Tech	1981
T4	70	vs Virginia Tech	1970

Fewest Rushing Attempts			
Rk	Att	Opponent	Year
T1	19	vs Arkansas	1998
T1	19	vs UCF	2006
3	20	vs Mississippi	1998

Most Yards Rushing			
Rk	Yds	Opponent	Year
1	536	vs Arkansas State	1950
2	507	vs Tulsa	1969
3	485	vs Wichita State	1970
4	456	vs North Texas State	1971
5	436	vs Tulsa	1972
6	419	vs The Citadel	1962

Fewest Yards Rushing			
Rk	Yds	Opponent	Year
T1	-14	vs SMU	2011
T1	-14	vs Houston	1998

Most Rushing Touchdowns			
Rk	Tds	Opponent	Year
T1	7	vs Austin Peay	2014
T1	7	vs North Texas State	1971
T1	7	vs The Citadel	1962
T4	6	vs Tulane	2008
T4	6	vs Wichita State	1972
T4	6	vs Tulsa	1972
T4	6	vs Cincinnati	1969

PASSING INDIV. RECORDS

Most Passing Attempts			
Rk	Att	Player vs Opponent	Year
T1	60	Martin Hankins vs East Carolina	2007
T1	60	Martin Hankins vs Ole Miss	2007
T1	60	Danny Wimprine vs Mississippi State	2003
4	59	Martin Hankins vs SMU	2007
5	55	Arkelon Hall vs Louisville	2008
6	53	Danny Wimprine vs USF	2002
T7	51	Arkelon Hall vs Marshall	2008
T7	51	Danny Wimprine vs USF	2003
T9	48	Will Hudgens vs East Carolina	2009
T9	48	Martin Hankins vs Southern Miss	2007
T9	48	Danny Wimprine vs Mississippi State	2002
T12	46	Paxton Lynch vs BYU	2014
T12	46	Danny Wimprine vs Louisville	2004
T14	45	Andy Summerlin vs Southern Miss	2011
T14	45	Will Hudgens vs Marshall	2007
T14	45	Martin Hankins vs East Carolina	2006
T14	45	Steve Matthews vs Mississippi State	1993
T18	44	Will Hudgens vs Southern Miss	2009
T18	44	Danny Wimprine vs Houston	2002
T18	44	Danny Wimprine vs Louisville	2002
T18	44	Bernard Oden vs Minnesota	1997
T18	44	Steve Matthews vs Louisville	1993
T23	43	Danny Wimprine vs Ole Miss	2004
T23	43	Danny Wimprine vs UAB	2004
T25	42	Martin Hankins vs Marshall	2006
T25	42	Danny Wimprine vs UAB	2003
T27	41	Paxton Lynch vs UConn	2014
T27	41	Paxton Lynch at UCLA	2014
T27	41	Paxton Lynch at Houston	2013
T27	41	Will Hudgens vs UAB	2009
T27	41	Martin Hankins vs UCF	2006
T27	41	Danny Wimprine vs Arkansas State	2004
T27	41	Rusty Trail vs Southern Miss	1988
34	40	Paxton Lynch at Bowling Green	2015
34	40	Billy Fletcher vs Wake Forest	1965

Most Pass Completions			
Rk	Cmp	Player vs Opponent	Year
1	41	Martin Hankins vs Ole Miss	2007
2	35	Martin Hankins vs Southern Miss	2007
3	34	Martin Hankins vs East Carolina	2007
T4	33	Will Hudgens vs East Carolina	2009
T4	33	Arkelon Hall vs Louisville	2008
T6	32	Danny Wimprine vs UAB	2003
T6	32	Danny Wimprine vs Mississippi State	2003
T6	32	Danny Wimprine vs USF	2002
T9	30	Will Hudgens vs Marshall	2007
T9	30	Martin Hankins vs SMU	2007
T11	29	Paxton Lynch at Bowling Green	2015
T11	29	Arkelon Hall vs Rice	2008
T11	29	Steve Matthews vs Mississippi State	1993
T14	28	Will Hudgens vs Southern Miss	2009
T14	28	Arkelon Hall vs Marshall	2008
T16	27	Paxton Lynch at UCLA	2014
T16	27	Martin Hankins vs UCF	2006
T18	26	Paxton Lynch vs Houston	2014
T18	26	Paxton Lynch vs SMU	2013
T18	26	Jacob Karam vs Middle Tennessee	2012
T18	26	Will Hudgens vs UAB	2009
T18	26	Martin Hankins vs Marshall	2006
T18	26	Danny Wimprine vs Bowling Green	2004
T18	26	Danny Wimprine vs UAB	2004
T25	25	Taylor Reed vs Middle Tennessee	2011
T25	25	Martin Hankins vs Tulane	2007
T25	25	Martin Hankins vs Florida Atlantic	2007
T25	25	Danny Wimprine vs USF	2003
T25	25	Danny Wimprine vs Mississippi State	2002
T25	25	Bernard Oden vs Minnesota	1997
T25	25	Steve Matthews vs Louisville	1993

Most Yards Passing			
Rk	Yds	Player vs Opponent	Year
1	416	Martin Hankins vs East Carolina	2007
2	412	Paxton Lynch vs Cincinnati	2015
3	398	Danny Wimprine vs Mississippi State	2003
4	396	Martin Hankins vs Southern Miss	2007
5	386	Paxton Lynch at Bowling Green	2015
6	373	Arkelon Hall vs Rice	2008
7	364	Arkelon Hall vs Marshall	2008
8	361	Danny Wimprine vs Louisville	2004
9	356	Danny Wimprine vs Arkansas State	2004
T10	355	Martin Hankins vs Tulane	2007
T10	355	Danny Wimprine vs Ole Miss	2003
T10	355	Rusty Trail vs Southern Miss	1988

Most Yards Passing			
Rk	Yds	Player vs Opponent	Year
13	354	Paxton Lynch at Kansas	2015
14	350	Arkelon Hall vs Louisville	2008
15	347	Danny Wimprine vs UAB	2004
16	346	Will Hudgens vs Marshall	2007
17	343	Martin Hankins vs Ole Miss	2007
18	342	Danny Wimprine vs Houston	2002
19	340	Steve Matthews vs Mississippi State	1993
20	336	Martin Hankins vs SMU	2007
21	335	Steve Matthews vs East Carolina	1992
22	333	Will Hudgens vs UAB	2009
23	332	Taylor Reed vs Austin Peay State	2011
24	325	Jacob Karam vs Middle Tennessee	2012
25	324	Danny Wimprine vs Bowling Green	2004
26	322	Martin Hankins vs Marshall	2006
27	314	Danny Wimprine vs USF	2002
28	313	Will Hudgens vs East Carolina	2009
29	311	Paxton Lynch at Cincinnati	2014
30	307	Paxton Lynch at SMU	2014
T31	306	Paxton Lynch vs BYU	2014
T31	306	Martin Hankins vs Rice	2007
T33	305	Paxton Lynch at USF	2015
T33	305	Paxton Lynch at UCLA	2014
T35	303	Martin Hankins vs UAB	2006
T35	300	Bernard Oden vs Minnesota	1997

Highest Average Gain/Completion			
Rk	Yds	Player vs Opponent (Cmp-Yds)	Year
1	29.22	D. Wimprine vs Chattanooga (9-263)	2004
2	28.25	Neil Suber vs East Carolina (8-226)	1999
3	28.10	Keith Benton vs UCF (7-197)	1990
4	24.85	Lloyd Patterson vs N. Texas (7-171)	1977
5	24.77	Bernard Oden vs Michigan St. (9-223)	1997
6	24.67	Neil Suber vs Tennessee (9-222)	1999
7	23.88	L. Patterson vs USM (9-215)	1977
8	23.83	Will Hudgens vs UCF (6-143)	2009
9	23.70	Danny Sparkman vs ASU (9-214)	1984
10	23.20	Keith Benton vs UT (5-116)	1991
11	22.60	Keith Benton vs Ole Miss (6-136)	1990

Most Touchdown Passes			
Rk	Tds	Player vs Opponent	Year
1	5	Danny Wimprine vs Murray State	2002
T2	4	Paxton Lynch vs BYU	2014
T2	4	Paxton Lynch vs UConn	2014
T2	4	Tyler Bass vs UT Martin	2009
T2	4	Arkelon Hall vs UAB	2008
T2	4	Martin Hankins vs East Carolina	2007
T2	4	Martin Hankins vs Southern Miss	2007
T2	4	Martin Hankins vs SMU	2007
T2	4	Danny Wimprine vs Bowling Green	2004
T2	4	Danny Wimprine vs Louisville	2004
T2	4	Danny Wimprine vs East Carolina	2003
T2	4	Danny Wimprine vs Louisville	2002
T2	4	Danny Wimprine vs Army	2001
T2	4	Steve Matthews vs Tulane	1992
T2	4	James Earl Wright vs Tulsa	1961

Most Interceptions Thrown			
Rk	Tds	Player vs Opponent	Year
T1	5	Martin Hankins vs East Carolina	2006
T1	5	Danny Wimprine vs Mississippi State	2002
T1	5	Darrell Martin vs Vanderbilt	1980
T1	5	Keith Benton vs Missouri	1990
T2	4	Several tied; last Hankins vs. Ole Miss	2007

PASSING TEAM RECORDS

Most Passing Attempts			
Rk	Att	Opponent	Year
T1	61	vs Ole Miss	2007
T1	61	vs East Carolina	2007
T1	61	vs SMU	2007
T1	61	vs Mississippi State	2003
5	56	vs Louisville	2008
6	55	vs USF	2002
T7	54	vs Marshall	2008
T7	54	vs Tulane	2000
9	51	vs USF	2003
T10	49	vs East Carolina	2009
T10	49	vs Southern Miss	2007
12	48	vs Ole Miss	2002
T13	47	vs Marshall	2011

Most Passing Attempts			
Rk	Att	Opponent	Year
T13	47	vs Mississippi State	1993
T15	46	vs BYU	2014
T15	46	vs Marshall	2007
T15	46	vs Florida Atlantic	2007
T15	46	vs East Carolina	2006
T15	46	vs Louisville	2004
T15	46	vs Ole Miss	1969
T15	46	vs Murray State	1985
T22	45	vs Southern Miss	2011
T22	45	vs Louisville	1993
T24	44	vs Southern Miss	2009
T24	44	vs Ole Miss	2008
T24	44	vs Minnesota	1997

Fewest Passing Attempts			
Rk	Att	Opponent	Year
1	3	vs Arkansas State	1982

Most Pass Completions			
Rk	Cmp	Opponent	Year
1	41	vs Ole Miss	2007
2	35	vs Southern Miss	2007
T3	34	vs Louisville	2008
T3	34	vs East Carolina	2007
T5	33	vs East Carolina	2009
T5	33	vs USF	2002
T7	32	vs SMU	2007
T7	32	vs Mississippi State	2003
T7	32	vs UAB	2003
T10	30	vs Marshall	2007
T10	30	vs Mississippi State	1993
T12	29	at Bowling Green	2015
T12	29	vs Rice	2008
T12	29	vs Marshall	2008
T15	28	vs Southern Miss	2009
T15	28	vs UCF	2006
T17	27	at UCLA	2014
T17	27	vs Tulane	2007
T17	26	vs Houston	2014
T17	26	vs SMU	2013
T17	26	vs Mississippi State	2011
T17	26	vs Middle Tennessee	2012
T17	26	vs UAB	2009
T17	26	vs Florida Atlantic	2007
T17	26	vs Marshall	2006
T17	26	vs Bowling Green State	2004
T17	26	vs UAB	2004

Fewest Pass Completions			
Rk	Cmp	Opponent	Year
1	1	five times (last vs Marshall)	2005

Most Passing Yards			
RK	Yds	Opponent	Year
1	416	vs East Carolina	2007
2	412	vs Cincinnati	2015
3	398	vs Mississippi State	2003
4	396	vs Southern Miss	2007
5	390	vs Tennessee Tech	2003
6	389	vs Ole Miss	2003
7	386	at Bowling Green	2015
T8	379	vs Tulane	2007
T8	379	vs Mississippi State	1993
10	375	at Kansas	2015
11	373	vs Rice	2008
12	368	vs Marshall	2008
13	361	vs Louisville	2004
14	356	vs Arkansas State	2004
15	355	vs Southern Miss	1988
16	352	at SMU	2014
17	351	vs Louisville	2008
18	347	vs UAB	2004
19	346	vs Marshall	2007
T20	343	vs Ole Miss	2007
T20	343	vs SMU	2007
22	342	vs Houston	2002
23	336	vs Chattanooga	2004
24	335	vs East Carolina	1992
25	333	vs UAB	2009
26	332	vs Austin Peay State	2011
27	331	vs Ole Miss	1969
28	328	vs Chattanooga	2006
29	325	vs Middle Tennessee	2012
T30	324	vs Rice	2007

MOST PASSING YARDS

Rk	Yds	OPPONENT	YEAR
T30	324	vs Bowling Green State	2004

FEWEST PASSING YARDS

Rk	Yds	OPPONENT	YEAR
1	-3	vs Marshall	2005
2	6	vs Southern Miss	1966

MOST PASSES HAD INTERCEPTED

Rk	INT	OPPONENT	YEAR
T1	5	vs East Carolina	2006
T1	5	vs Mississippi State	2002
T1	5	vs Miami	1993
T1	5	vs Missouri	1991
T1	5	vs Southwestern Louisiana	1987
T1	5	vs Vanderbilt	1980
T1	5	vs Vanderbilt	1979
T1	5	vs Houston	1968
T1	5	vs New Mexico	1986

RECEIVING INDIV. RECORDS

MOST PASS RECEPTIONS

Rk	REC	PLAYER VS OPPONENT	YEAR
1	13	Maurice Avery vs UAB	2003
2	12	Steven Black vs SMU	2007
T3	11	Tannar Rehrr vs Rice	2011
T3	11	Duke Calhoun vs Southern Miss	2009
T3	11	Carlos Singleton vs Marshall	2008
T6	10	Keiwone Malone vs MTSU	2012
T6	10	Marcus Rucker vs Middle Tennessee	2012
T6	10	Tannar Rehrr vs Middle Tennessee	2011
T6	10	Duke Calhoun vs Ole Miss	2007
T6	10	Darron White vs Mississippi State	2003
T6	10	Richie Floyd vs Arkansas State	1997
T6	10	Isaac Bruce vs Southwestern La.	1993
T6	10	Mac Cody vs Mississippi State	1993
T6	10	Russell Copeland vs Mississippi State	1992
T6	10	Russell Copeland vs Tennessee	1992
T6	10	Bob Sherlag vs Mississippi State	1965

MOST YARDS RECEIVING

Rk	Yds	PLAYER VS OPPONENT	YEAR
1	186	Bob Sherlag vs Mississippi State	1965
2	177	Marcus Rucker vs Middle Tennessee	2012
T3	174	Duke Calhoun vs UT Martin	2009
T3	174	Ryan Roskelly vs Tulsa	1994
5	173	Maurice Jones vs Rice	2008
6	172	Richie Floyd vs Tulane	1996
7	162	Duke Calhoun vs UCF	2009
8	160	Bill Robertson vs Arkansas State	1950
T9	159	Duke Calhoun vs UAB	2007
T9	159	Preston Riley vs Louisville	1968
11	158	Carlos Singleton vs Marshall	2008
12	156	Anthony Miller vs Cincinnati	2015
T13	155	Marcus Rucker vs Southern Miss	2010
T13	155	Richie Floyd vs Cincinnati	1997
15	150	Travis Anglin vs Houston	2002
16	147	Isaac Bruce vs East Carolina	1993
17	141	Duke Calhoun vs Marshall	2009
18	140	Russell Copeland vs East Carolina	1992
19	138	Russell Copeland vs Tennessee	1992
20	137	Isaac Bruce vs Tulsa	1992
21	135	DeAngelo Williams vs Tenn. Tech	2003
22	132	Darrius Blevins vs Tulane	1997

AVG. GAIN/RECEPTION (MIN. 3 REC.)

Rk	AVG	PLAYER VS OPPONENT	YEAR
1	40.5	Duke Calhoun vs UCF (4-162)	2009
2	39.8	Duke Calhoun vs UAB (4-159)	2007
3	38.8	Marcus Rucker vs USM(4-155)	2010
4	37.6	Tav. Davis vs Ole Miss (3-113)	2003
5	36.3	Antoine Harden vs Army (3-109)	2001
6	34.3	Ryan Scott vs Akron (3-103)	2005
7	33.8	DeAngelo Williams vs TTU (4-135)	2003
8	33.0	Darrius Blevins vs Tulane (4-132)	1997
9	32.0	Earnest Williams vs Tulane (3-96)	2007
10	31.8	Preston Riley vs Louisville (5-159)	1968
11	21.2	Anthony Miller vs Cincinnati (5-156)	2015
12	29.8	Duke Calhoun vs Rice (4-119)	2007
13	29.5	Billy Foster vs APSU (4-118)	2011
14	29.3	Maurice Jones vs Tulane (4-117)	2007
15	29.0	Ryan Roskelly vs Tulsa (6-174)	1994

AVG. GAIN/RECEPTION (MIN. 3 REC.)

Rk	AVG	PLAYER VS OPPONENT	YEAR
16	28.3	Darron White vs ASU (3-85)	2004
17	28.2	Duke Calhoun vs Marshall (5-141)	2009
18	28.0	Robert Douglas vs ASU (3-84)	2004
19	27.7	Sam Craft (3-83)	2013
T20	27.3	Mose Frazier vs USF (3-82)	2014
T20	27.3	Duke Calhoun vs UCT (4-109)	2006
T22	27.0	Keiwone Malone at Louisville (3-81)	2013
T22	27.0	Chris Kelley vs BGSU (4-108)	2004
24	26.3	Billy Foster vs UAB (3-79)	2011
25	26.0	Darren Garcia vs N. Texas (4-104)	2003
26	25.8	Duke Calhoun vs UTEP (5-129)	2006
27	25.7	Adrian Henderson at Cincinnati (3-77)	2014
T28	24.7	Tevin Jones at UCLA (3-74)	2014
T28	24.7	Maurice Jones vs Rice (3-74)	2007
30	24.6	Carlos Singleton vs UAB (5-123)	2008

MOST TOUCHDOWN RECEPTIONS

Rk	Tds	PLAYER VS OPPONENT	YEAR
T1	3	Carlos Singleton vs SMU	2007
T1	3	Russell Copeland vs Tennessee	1992
T1	3	Stan Davis vs Ole Miss	1971
T1	3	Bob Sherlag vs Mississippi State	1965
T1	3	Don Coffey vs Tulsa	1961
T1	3	Bill Robertson vs Arkansas State	1950

LONGEST PASS RECEPTION

Rk	Yds	PLAYER VS OPPONENT	YEAR
1	94	Earnest Gray vs Houston	1978
2	93	Billy Foster vs Austin Peay State	2011
T3	92	Tavarious Davis vs Ole Miss	2003
T3	92	Damien Dodson vs Houston	1998
5	85	Duke Calhoun vs UT Martin	2009
T6	84	Chris Martin vs Southern Miss	1988
T6	84	Edwin Lovelady vs Arkansas State	1984
8	83	Derrick Crawford vs Arkansas State	1983
T9	82	Ryan Scott vs UAB	2006
T9	82	Damien Dodson vs East Carolina	1998
T9	82	Teofilo Riley vs Houston	1996
T9	82	Harold Sterling vs Southern Miss	1960
13	81	Marcus Rucker vs Southern Miss	2010
T14	80	Duke Calhoun vs Marshall	2009
T14	80	Steven Black vs Arkansas State	2007
T14	80	DeAngelo Williams vs TTU	2003
T14	80	Russell Copeland vs East Carolina	1992
18	79	Jerry Harris vs Florida State	1984
19	76	Russell Copeland vs UCF	1990
T20	75	Enis Jackson vs Mississippi State	1984
T20	75	Billy Moody vs Virginia Tech	1985

MOST CONSECUTIVE GAMES WITH A RECEPTION

Rk	GMS	PLAYER VS OPPONENT	YEAR
1	49	Duke Calhoun	
2	28	Carlos Singleton	
3	27	Russell Copeland	
4	26	Earnest Gray	
5	24	Darron White	
T6	22	Bunkie Perkins	
T6	22	Isaac Bruce	
T6	22	Ryan Roskelly	
9	21	Richie Floyd	
10	19	Damien Dodson	
T11	18	Mose Frazier	
T11	18	John Bush	
T13	16	Ryan Scott	
T13	16	Tannar Rehrr	
15	15	Wayne Pryor	

TOTAL OFFENSE INDIV. RECORDS

MOST OFFENSIVE PLAYS (MIN. 50)

Rk	No.	PLAYER VS OPPONENT	YEAR
1	68	Martin Hankins vs East Carolina	2007
T2	66	Arkelon Hall vs Louisville	2008
T2	66	Danny Wimprine vs USF	2002
T4	63	Martin Hankins vs Ole Miss	2007
T4	63	Danny Wimprine vs Mississippi State	2003
6	62	Martin Hankins vs SMU	2007
T7	60	Arkelon Hall vs Marshall	2008
T7	60	Bernard Oden vs Minnesota	1997
9	59	Paxton Lynch vs BYU	2014
T10	54	Qadry Anderson vs Louisville	1996
T10	54	Billy Fletcher vs Wake Forest	1965

MOST OFFENSIVE PLAYS (MIN. 50)

Rk	No.	PLAYER VS OPPONENT	YEAR
12	53	Danny Wimprine vs USF	2003
T13	52	Paxton Lynch vs Houston	2014
T13	52	Danny Wimprine vs Louisville	2004
T13	52	Steve Matthews vs Louisville	1993
T16	51	Martin Hankins vs Southern Miss	2007
T16	51	Danny Wimprine vs Mississippi State	2002
T16	51	Rusty Trail vs Southern Miss	1988
T19	50	Paxton Lynch vs UConn	2014
T19	50	Danny Wimprine vs Louisville	2002
T19	50	Danny Wimprine vs Cincinnati	2001

MOST TOTAL OFFENSE (MIN. 350)

Rk	Yds	PLAYER VS OPPONENT	YEAR
1	464	Paxton Lynch vs Cincinnati	2015
2	409	Arkelon Hall vs Rice	2008
3	405	Martin Hankins vs East Carolina	2007
4	403	Paxton Lynch at Bowling Green	2015
5	390	Martin Hankins vs Southern Miss	2007
6	386	Danny Wimprine vs Louisville	2004
7	383	Danny Wimprine vs Arkansas State	2004
8	383	Danny Wimprine vs Mississippi State	2003
9	376	Danny Wimprine vs Ole Miss	2003
10	375	Rusty Trail vs Southern Miss	1988
11	373	Tyler Bass vs UT Martin	2009
12	372	Arkelon Hall vs Louisville	2008
13	368	Paxton Lynch at Kansas	2015
14	364	Danny Wimprine vs UAB	2004
T15	362	Arkelon Hall vs Marshall	2008
T15	362	Steve Matthews vs Mississippi State	1993
17	361	Taylor Reed vs Austin Peay State	2011
18	356	Paxton Lynch at Cincinnati	2014
19	352	Martin Hankins vs Tulane	2007
T20	351	Qadry Anderson vs Tulane	1996
T20	351	Billy Fletcher vs Mississippi State	1965

AVG. GAIN/PLAY (MIN. 25 PLAYS)

Rk	AVG	PLAYER VS OPPONENT	YEAR
1	11.5	Danny Sparkman vs Cincinnati	1984
2	10.8	Martin Hankins vs UAB	2007
3	10.6	Taylor Reed vs Austin Peay State	2011
4	10.7	Danny Wimprine vs Ole Miss	2003
5	10.4	Paxton Lynch at SMU	2014
6	10.2	Steve Matthews vs East Carolina	1992
7	9.9	Paxton Lynch vs Cincinnati	2015
T8	9.6	Paxton Lynch at Cincinnati	2014
T8	9.6	Ryan Williams vs East Carolina	2010
T10	9.4	DeAngelo Williams vs USF	2004
T10	9.4	DeAngelo Williams vs Tulane	2003
T12	9.3	Martin Hankins vs UAB	2006
T12	9.3	Danny Wimprine vs North Texas	2003
14	9.0	Paxton Lynch at UCLA	2014
15	8.9	Paxton Lynch vs USF	2014
T16	8.7	Arkelon Hall vs Rice	2008
T16	8.7	Billy Fletcher vs Mississippi State	1965
T18	8.6	Paxton Lynch vs Austin Peay	2014
T18	8.6	Martin Hankins vs Tulane	2007
T18	8.6	Tim Jones vs Tulane	1989
T18	8.6	Danny Wimprine vs East Carolina	2003

TOTAL OFFENSE TEAM RECORDS

MOST OFFENSIVE PLAYS

Rk	No.	OPPONENT	YEAR
1	108	vs SMU	2007
2	97	vs BYU	2014
3	96	vs Ole Miss	2007
4	94	at Cincinnati	2014
5	92	vs Murray State	1985
T6	91	vs Ole Miss	1983
T6	91	vs Southwestern Louisiana	1983
8	90	at Bowling Green	2015
T9	89	vs Rice, East Carolina	2007
T9	89	vs Mississippi State	2003
T9	89	vs USF	2003
T9	89	vs Louisville	1968
T9	89	vs North Texas State	1971
14	88	vs Arkansas State	2004
T15	87	vs Mississippi State	2011
T15	87	vs Ole Miss	2004

FEWEST OFFENSIVE PLAYS

Rk	No.	OPPONENT	YEAR
1	30	vs Ole Miss	1964

MOST TOTAL YARDS

Rk	Yds	OPPONENT	YEAR
1	659	vs Louisville	1969
2	651	at Kansas	2015
3	630	vs Cincinnati	1984
4	610	at Cincinnati	2014
5	603	vs Louisville	2004
6	597	vs Wichita State	1970
7	592	vs Chattanooga	2005
8	582	at SMU	2014
9	571	vs Rice	2007
10	570	vs Cincinnati	2015
11	568	vs Mississippi State	2003
12	567	vs Tennessee Tech	2003
13	563	vs UAB	2007
14	560	vs Southern Miss	1970
15	552	vs Tulsa	1969

FEWEST TOTAL YARDS

Rk	Yds	OPPONENT	YEAR
1	47	vs Ole Miss	1964

PUNTING INDIV. RECORDS

MOST PUNTS

Rk	No.	PLAYER VS OPPONENT	YEAR
1	13	Hugh Owens vs Texas A&M	1979
T2	12	Tom Hornsey vs SMU	2011
T2	12	Mike Coughlin vs Michigan	1995
T2	12	Hugh Owens vs Texas A&M	1972
T2	12	Paul Wilson vs South Carolina	1978
T2	12	Arthur Franklin vs Southwestern La.	1986
T7	11	Tom Hornsey vs Southern Miss	2011
T7	11	Jim Cande vs Ole Miss	1999
T7	11	Hugh Owens vs Houston	1978
T7	11	Durwood Gordon vs W. Texas State	1968
T7	11	Ben Graves vs Southern Miss	2000
T12	10	Tom Hornsey vs Rice	2011
T12	10	Tom Hornsey vs UCF	2011
T12	10	Tom Hornsey vs Middle Tennessee	2010
T12	10	Tom Hornsey vs Louisville	2010
T12	10	Matt Reagan vs Middle Tennessee	2009
T12	10	Ben Graves vs Mississippi State	2000
T12	10	James Gaither vs Southern Miss	2001
T12	10	Drew Pairamore vs Louisville	1996
T12	10	Mike Coughlin vs Southwestern La.	1995

MOST YARDS PUNTED

Rk	Yds	PLAYER VS OPPONENT	YEAR
1	492	Hugh Owens vs Texas A&M	1979
2	475	Tom Hornsey vs SMU	2011
T3	471	Tom Hornsey vs Rice	2011
T3	471	Tom Hornsey vs Southern Miss	2011
5	450	James Gaither vs Southern Miss	2001
6	442	Ben Graves vs Mississippi State	2000
7	438	Tom Hornsey vs Mississippi State	2010
8	433	Hugh Owens vs Texas A&M	1978
9	423	Hugh Owens vs Houston	1978
10	421	Stan Weaver vs Vanderbilt	1982
11	419	Tom Hornsey vs Louisville	2010
12	417	Tom Hornsey vs Middle Tennessee	2010
T13	416	Matt Reagan vs Middle Tennessee	2009
T13	416	Paul Wilson vs South Carolina	1972

HIGHEST PUNTING AVERAGE (2 PUNTS MIN.)

RK	AVG	PLAYER VS OPPONENT	YEAR
1	53.5	Matt Reagan vs Marshall (6-321)	2009
2	53.0	Brent Sutherland vs Rice (2-106)	2007
T3	52.7	Spencer Smith vs Cincinnati (6-316)	2015
T3	52.7	Tom Hornsey vs Tulane (3-158)	2012
5	52.5	Michael Gibson vs UAB (2-105)	2005
6	52.3	James Gaither vs Army (4-209)	2001
7	52.0	Preston Watts vs Union	1942
8	51.7	Tom Hornsey at Houston (3-155)	2013
T9	51.0	Spencer Smith vs Austin Peay (2-102)	2014
T9	51.0	Matt Reagan vs East Carolina (4-204)	2009
T9	51.0	Brent Sutherland vs Nichols St. (2-102)	2008
12	50.9	Michael Gibson vs Tennessee (7-356)	2006
13	50.5	Tom Hornsey vs Temple (4-202)	2013
14	50.3	Jeff Buffalo vs Louisville (7-352)	1999



HIGHEST PUNTING AVERAGE (2 PUNTS MIN.)			
Rk	AVG	PLAYER VS OPPONENT	YEAR
15	49.6	Tom Hornsey at MTSU (5-248)	2013
T16	49.5	Michael Gibson vs ASU (4-198)	2006
T16	49.5	Brandon Roberson vs TTU (2-99)	2003
18	49.4	Jeff Buffaloe vs Alabama (5-247)	1991
19	49.2	Matt Reagan vs UCF (5-246)	2009
20	49.0	Matt Reagan vs UAB (4-196)	2009

LONGEST PUNT			
Rk	YDS	PLAYER VS OPPONENT	YEAR
1	85	Roland Eveland vs Washington	1950
2	79	Tom Hornsey vs Duke	2013
3	78	Jeff Fite vs Alabama	1989
4	73	Michael Gibson vs Tennessee	2006
5	72	Spencer Smith vs Cincinnati	2015
6	71	Olie Cordill vs West Texas State	1963
T7	70	Tom Hornsey vs UT Martin	2013
T7	70	Brent Sutherland vs Florida Atlantic	2007
T7	70	Michael Gibson vs Tennessee	2006
T7	70	Michael Gibson vs Marshall	2005
T7	70	Russell Richards vs Florida State	1980
T12	69	Jeff Fite vs Florida	1988
T12	69	Virgil Percy vs Mississippi State	1974

PUNTING TEAM RECORDS

MOST PUNTS			
Rk	NO.	OPPONENT	YEAR
1	13	vs Texas A&M	1979
T2	12	vs SMU	2011
T2	12	vs Michigan	1995
T2	12	vs Southwestern Louisiana	1986
T2	12	vs Texas A&M	1978
T2	12	vs South Carolina	1972
T7	11	vs Southern Miss	2011
T7	11	vs Ole Miss	1999
T7	11	vs Mississippi State	2000
T7	11	vs Houston	1978
T7	11	vs West Texas State	1968

MOST YARDS PUNTED			
Rk	YDS	OPPONENT	YEAR
1	492	vs Texas A&M	1979
2	475	vs SMU	2011
T3	471	vs Rice	2011
T3	471	vs Southern Miss	2011
T5	450	vs UTEP	2005
T5	450	vs Southern Miss	2001
7	442	vs Mississippi State	2000
8	438	vs Mississippi State	2010
9	433	vs Texas A&M	1978
10	423	vs Houston	1978
11	421	vs Vanderbilt	1982
12	419	vs Louisville	2010
13	417	vs Middle Tennessee	2010
T14	416	vs Middle Tennessee	2009
T14	416	vs South Carolina	1972

FEWEST YARDS PUNTED			
Rk	YDS	OPPONENT	YEAR
1	11	vs Southern Miss	1977

HIGHEST PUNTING AVERAGE (MIN. 2 PUNTS)			
Rk	AVG	OPPONENT	YEAR
1	53.5	vs Marshall	2009
2	53.0	vs Rice	2007
T3	52.7	vs Cincinnati	2015
T3	52.7	vs Tulane	2012
5	52.5	vs UAB	2005
6	52.3	vs Army	2001
7	52.0	vs Houston	2004
8	51.7	at Houston	2013
T9	51.0	vs Austin Peay	2014
T9	51.0	vs East Carolina	2009
11	50.9	vs Tennessee	2006
12	50.3	vs Louisville	1992

LOWEST PUNTING AVERAGE			
Rk	AVG	OPPONENT	YEAR
1	11.0	vs Southern Miss	1977

KICKING INDIV. RECORDS

MOST POINTS KICKING			
Rk	PTS	PLAYER VS OPPONENT	YEAR
1	18	Ryan White vs UAB	1999
2	17	Stephen Gostkowski vs Arkansas St.	2014
T3	16	Jake Elliott vs Tulsa	2004
T3	16	Ryan White vs Cincinnati	1998
5	15	Jake Elliott at Houston	2013
T6	14	Jake Elliott at Bowling Green	2015
T6	14	Stephen Gostkowski vs Marshall	2005
T6	14	Stephen Gostkowski vs Ole Miss	2003
T6	14	Joe Allison vs Tulane	1992
T10	13	Jake Elliott at Kansas	2015
T10	13	Jake Elliott vs BYU	2014
T10	13	Matt Reagan vs UAB	2007
T10	13	Matt Reagan vs SMU	2007
T10	13	S. Gostkowski vs Louisville	2004
T10	13	Ryan White vs Arkansas State	2000
T10	13	Don Glosson vs Ole Miss	1983
T10	13	Rusty Bennett vs North Texas	1977

MOST PAT ATTEMPTED			
Rk	ATT	PLAYER VS OPPONENT	YEAR
T1	9	Jake Elliott vs Austin Peay	2014
T1	9	Pete Weeks vs Louisville	1969
T3	8	Joe Allison vs Tulane	1992
T3	8	Jack Carter vs Hardin-Simmons	1961
T5	7	Jake Elliott at Kansas	2015
T5	7	Jake Elliott vs BYU	2014
T5	7	Matt Reagan vs SMU	2007
T5	7	Stephen Gostkowski vs Chattanooga	2005
T5	7	Stephen Gostkowski vs Chattanooga	2004
T5	7	Stephen Gostkowski vs Tulane	2004
T5	7	W.D. Weeks vs Wichita State	1970
T5	7	Roger Carter vs Cincinnati	1972
T5	7	Hal McGeorge vs Virginia Tech	1973
T5	7	Ryan White vs Houston	2001

MOST PAT MADE			
Rk	PAT	PLAYER VS OPPONENT	YEAR
T1	9	Jake Elliott vs Austin Peay	2014
T1	9	Pete Weeks vs Louisville	1969
T3	8	Joe Allison vs Tulane	1992
T3	8	Jack Carter vs Hardin-Simmons	1961
T5	7	Jake Elliott vs BYU	2014
T5	7	Matt Reagan vs SMU	2007
T5	7	Stephen Gostkowski vs Chattanooga	2005
T5	7	Stephen Gostkowski vs Chattanooga	2004
T5	7	Stephen Gostkowski vs Tulane	2004
T5	7	Pete Weeks vs Wichita State	1970
T5	7	Roger Carter vs Cincinnati	1972
T5	7	Hal McGeorge vs Virginia Tech	1973
T5	7	Ryan White vs Houston	2001

MOST FIELD GOALS MADE IN A HALF			
Rk	FGS	PLAYER VS OPPONENT	YEAR
1	4	Ryan White vs UAB	1999

MOST FIELD GOALS ATTEMPTED			
Rk	ATT	PLAYER VS OPPONENT	YEAR
1	6	Ryan White vs UAB	1999
T2	5	Jake Elliott vs Tulsa	2014
T2	5	Jake Elliott at Houston	2013
T4	4	Jake Elliott at Temple	2014
T4	4	Jake Elliott at Cincinnati	2014
T4	4	Matt Reagan vs Southern Miss	2009
T4	4	Matt Reagan vs Rice	2007
T4	4	Matt Reagan vs UAB	2007
T4	4	Matt Reagan vs UAB	2006
T4	4	Matt Reagan vs Houston	2006
T4	4	Stephen Gostkowski vs Marshall	2005
T4	4	Stephen Gostkowski vs East Carolina	2005
T4	4	Stephen Gostkowski vs Arkansas St.	2004
T4	4	Stephen Gostkowski vs TTU	2003
T4	4	Ryan White vs Arkansas State	2000
T4	4	Ryan White vs Cincinnati	1998
T4	4	Joe Allison vs Ole Miss	1992
T4	4	Rusty Bennett vs North Texas	1977

MOST FIELD GOALS MADE			
Rk	ATT	PLAYER VS OPPONENT	YEAR
T1	5	Jake Elliott at Houston	2013
T1	5	Ryan White vs UAB	1999
T3	4	Jake Elliott vs Tulsa	2014

MOST FIELD GOALS MADE			
Rk	ATT	PLAYER VS OPPONENT	YEAR
T3	4	Matt Reagan vs UAB	2007
T3	3	Matt Reagan vs UAB	2006
T3	4	Matt Reagan vs Houston	2006
T3	4	Stephen Gostkowski vs Marshall	2005
T3	4	Stephen Gostkowski vs Arkansas St.	2004
T3	4	Ryan White vs Arkansas State	2000
T3	4	Ryan White vs Cincinnati	1998
T3	4	Joe Allison vs Ole Miss	1992
T3	4	Rusty Bennett vs North Texas	1977

LONGEST FIELD GOAL MADE			
Rk	ATT	PLAYER VS OPPONENT	YEAR
1	56	Jake Elliott at USF	2013
2	54	Jake Elliott vs BYU	2014
T3	53	Jake Elliott vs Tulsa	2014
T3	53	Stephen Gostkowski vs Marshall	2005
T5	52	Jake Elliott at Bowling Green	2015
T5	52	Jake Elliott vs SMU	2013
T5	52	Ryan White vs Cincinnati	1998
T5	52	Luis Tejada vs Ole Miss	1994
T5	52	Don Glosson vs Florida State	1985
T10	51	Jake Elliott vs Tulsa	2014
T10	51	Paulo Henriques vs UAB	2012
T10	51	Stephen Gostkowski vs East Carolina	2005
T10	51	Joe Allison vs Ole Miss	1992
T10	51	Joe Allison vs Arkansas	1992
T10	51	Joe Allison vs East Carolina	1990
T10	51	Don Glosson vs Georgia	1984
T10	51	Thomas Ingles vs Ole Miss	1982

KICKING TEAM RECORDS

MOST EXTRA POINTS			
Rk	EP	OPPONENT	YEAR
T1	9	vs Austin Peay	2014
T1	9	vs Louisville	1969
T3	8	vs Chattanooga	2005
T3	8	vs Tulane	1992
T5	7	at Kansas	2015
T5	7	vs BYU	2014
T5	7	vs SMU	2007
T5	7	vs Chattanooga	2004
T5	7	vs Tulane	2004
T5	7	vs Houston	2001
T5	7	vs Virginia Tech	1973
T5	7	vs Wichita State	1972
T5	7	vs Cincinnati	1972
T5	7	vs Louisville	1962

MOST FIELD GOALS MADE			
Rk	FGS	OPPONENT	YEAR
T1	5	at Houston	2013
T1	5	vs UAB	1999
T3	4	vs Tulsa	2014
T3	4	vs UAB	2007
T3	4	vs Marshall	2005
T3	4	vs Arkansas State	2004
T3	4	vs Cincinnati	1998
T3	4	vs Ole Miss	1992
T3	4	vs North Texas State	1976
T10	3	24 times; last at USF	2013

MOST FIELD GOALS ATTEMPTED			
Rk	ATT	OPPONENT	YEAR
T1	6	vs UAB	1999
T1	6	vs North Texas State	1976
T3	5	vs Tulsa	2014
T3	5	at Houston	2013
T5	4	15 times; last at Temple	2014

KICK RETURN INDIV. RECORDS

KICKOFF RETURNS			
Rk	RET	PLAYER VS OPPONENT	YEAR
1	9	Marcus Hightower vs Houston	2009
T2	8	D.A. Griffin vs Houston	2010
T2	8	Michael Grandberry vs UCF	2007
T2	8	Michael Grandberry vs FAU	2007
T2	8	Antoine Harden vs Tennessee	2001
T6	7	Curtis Johnson vs UAB	2011
T6	7	Billy Foster vs Mississippi State	2010

KICKOFF RETURNS			
Rk	RET	PLAYER VS OPPONENT	YEAR
T6	7	Billy Foster vs East Carolina	2010
T6	7	Michael Grandberry vs Rice	2008
T6	7	Michael Grandberry vs Arkansas St.	2007
T6	7	Michael Grandberry vs SMU	2007
T6	7	Chris Kelley vs Cincinnati	2004

MOST KICKOFF RETURN YARDS			
Rk	YDS	PLAYER VS OPPONENT	YEAR
1	177	Joe Craig at Connecticut	2013
2	169	Marcus Hightower vs Houston	2009
3	168	Michael Grandberry vs USM	2007
4	167	Jerry Harris vs Southern Miss	1983
5	163	Xavier Crawford vs Missouri	1991
6	162	Curtis Johnson vs UAB	2011
T7	160	Billy Foster vs Mississippi State	2010
T7	160	Michael Grandberry vs UCF	2007
T7	160	Antoine Harden vs Tennessee	2001
10	157	P.T. Jones vs Tulane	1997
11	153	Michael Grandberry vs FAU	2007
T12	152	DeAngelo Williams vs Cincinnati	2002
T12	152	Mac Cody vs Cincinnati	1993
T12	152	Charles Wilson vs Tulane	1988
15	146	Dornell Harris vs Drake	1972
T16	145	D.A. Griffin vs Houston	2010
T16	145	Michael Grandberry vs SMU	2007
T16	145	Chris Kelley vs Cincinnati	2004
T19	141	Keith Cobb vs East Carolina	1996
T19	141	Nick Pappas vs Houston	1967

HIGHEST KICKOFF RETURN AVG. (MIN. 3 RET.)			
Rk	AVG	PLAYER VS OPPONENT	YEAR
1	43.7	Bobby McCain vs Duke (3-131)	2012
2	41.8	Jerry Harris vs Southern Miss (4-167)	1983
3	38.0	Charles Wilson vs Tulane (4-152)	1988
4	35.3	Nick Pappas vs Houston (4-141)	1967
5	32.6	Xavier Crawford vs Missouri (5-163)	1991
6	32.3	Joseph Doss vs Akron (3-97)	2005
7	31.8	Chris Hobbs vs East Carolina (4-127)	2009
8	31.4	P.T. Jones vs Tulane (5-157)	1997
9	31.3	Michael Grandberry vs USM (3-94)	2006
10	31.0	M. Grandberry vs Tulane (4-124)	2007
11	30.4	Mac Cody vs Cincinnati (5-152)	1993

MOST KICKOFF RETURN TD			
Rk	TD	PLAYER VS OPPONENT	YEAR
T1	1	Kevin Cobb vs Tennessee	1996
T1	1	Mac Cody vs Cincinnati	1993
T1	1	Charles Wilson vs Tulane	1988
T1	1	Jerry Harris vs Southern Miss	1983
T1	1	Charles Greenhill vs Cincinnati	1983
T1	1	Terdell Middleton vs North Texas	1975
T1	1	Stan Davis vs Cincinnati	1972
T1	1	Nick Pappas vs Ole Miss	1967
T1	1	Billy Fletcher vs Houston	1963
T1	1	Billy Russell vs Tennessee Tech	1954
T1	1	Frank Mawyer vs UT Chattanooga	1950

LONGEST KICKOFF RETURN			
Rk	YDS	PLAYER VS OPPONENT	YEAR
1	98	Jerry Harris vs Southern Miss	1983
2	97	Charles Wilson vs Tulane	1988
3	96	Terdell Middleton vs North Texas	1975
T4	95	Bobby McCain vs Duke	2012
T4	95	Kevin Cobb vs Tennessee	1996
T4	95	Frank Mawyer vs Chattanooga	1950
T4	95	Keith White vs Arkansas State	1948
8	94	Stan Davis vs Cincinnati	1972
T9	93	Nick Pappas vs Ole Miss	1967
T9	93	Preston Watts vs Troy State	1940

KICK RETURN TEAM RECORDS

MOST KICKOFF RETURNS			
Rk	RET	OPPONENT	YEAR
1	10	vs Mississippi State	2011
T2	9	vs Houston	2010
T2	9	vs Tennessee	2009
T2	9	vs Houston	2009
T2	9	vs UCF	2007
T2	9	vs Louisville	2004
T2	9	vs Cincinnati	2002
T2	9	vs Tennessee	2001



MOST KICKOFF RETURN YARDS			
Rk	Yds	OPPONENT	YEAR
1	214	vs UCF	2007
2	200	vs Middle Tennessee	2012
3	196	vs Cincinnati	2002
4	195	vs UAB	2011
T5	186	vs East Carolina	2007
T5	186	vs Southern Miss	1983
6	184	vs Mississippi State	2010
7	177	at Connecticut	2013
8	170	vs Mississippi State	2011
T9	169	vs Houston	2009
T9	169	vs Florida State	1979

## PUNT RETURN INDIV. RECORDS

MOST PUNT RETURNS			
Rk	RET	PLAYER VS OPPONENT	YEAR
1	10	Ryan Roskelley vs Tulsa	1994
2	7	Darron White vs Chattanooga	2004
T3	6	Keiwone Malone vs Middle Tennessee	2014
T3	6	Ryan Johnson vs UAB	2001
T3	6	Damien Dodson vs Houston	1997
T3	6	Russell Copeland vs Cincinnati	1992
T3	6	Jerry Harris vs Mississippi State	1985
T3	6	Keith Wright vs North Texas State	1974
T3	6	Stan Davis vs Tennessee	1969
T3	6	Bob Baxter vs Ole Miss	1965

MOST PUNT RETURN YARDS			
Rk	Yds	PLAYER VS OPPONENT	YEAR
1	194	Ryan Roskelley vs Tulsa	1994
2	133	David Berrong vs Wichita State	1968
3	120	Keith Wright vs North Texas State	1974
4	112	Keiwone Malone vs UAB	2012
T5	94	Damien Dodson vs Houston	1997
T5	94	Keith Wright vs Louisville	1975
T5	94	Frank Mawyer vs. Chattanooga	1950
T8	92	Darron White vs Tulane	2004
T8	92	Ryan Johnson vs Cincinnati	2000
T8	92	Stan Davis vs Southern Miss	1972
T8	92	Bob Baxter vs Ole Miss	1967

HIGHEST PUNT RETURN AVERAGE			
Rk	AVG	PLAYER VS OPPONENT	YEAR
1	33.3	David Berrong vs Wichita State	1968
2	33.0	Joe Craig vs Austin Peay	2014
3	30.7	Bob Baxter vs Ole Miss	1967
4	30.6	Ryan Johnson vs Cincinnati	2000
5	30.0	Keith Wright vs North Texas	1974
6	28.0	Roderick Proctor vs Missouri State	2015
7	22.4	Keiwone Malone vs UAB	2012
8	21.8	Bobby Ward vs Ole Miss	1973
9	19.4	Ryan Roskelley vs Tulsa	1994
10	18.4	Darron White vs Tulane	2004

MOST PUNT RETURN TDs			
Rk	TD	PLAYER VS OPPONENT	YEAR
T1	1	Roderick Proctor vs Missouri Sta	2015
T1	1	Darron White vs Tulane	2004
T1	1	Keith Cobb vs Southwestern La.	1995
T1	1	Ryan Roskelley vs Tulsa	1994
T1	1	Judson Flint vs Ole Miss	1978
T1	1	Judson Flint vs Louisville	1978
T1	1	Keith Wright vs Louisville	1976
T1	1	Keith Wright vs Wichita State	1976
T1	1	Keith Wright vs Louisville	1975
T1	1	Keith Wright vs North Texas	1974
T1	1	Steve Jaggard vs Tulsa	1968
T1	1	Bob Baxter vs Ole Miss	1967
T1	1	Bob Sherlag vs Wake Forest	1964
T1	1	Russell Vollmer vs Ole Miss	1962
T1	1	10 blocked punts for TD	1974

LONGEST PUNT RETURN			
Rk	Yds	PLAYER VS OPPONENT	YEAR
1	97	Keith Wright vs North Texas	1974
T2	94	Keith Wright vs Louisville	1975
T2	94	Frank Mawyer vs Chattanooga	1950
4	89	Billy Russell vs Tennessee Tech	1954
5	88	Russ Vollmer vs Ole Miss	1962
T6	86	Ricky Rivas vs Wichita State	1975

LONGEST PUNT RETURN			
Rk	Yds	PLAYER VS OPPONENT	YEAR
T6	86	Jack Carter vs Chattanooga	1961

## PUNT RETURN TEAM RECORDS

MOST PUNT RETURNS			
Rk	RET	OPPONENT	YEAR
1	10	vs Tulsa	1994
2	9	vs Mississippi State	1985
3	8	vs Quantico	1966
T4	7	vs Austin Peay	2014
T4	7	vs Chattanooga	2004
T4	7	vs Tennessee Tech	1962
T7	6	vs several opp.; last vs. BYU	2014

MOST PUNT RETURN YARDS			
Rk	Yds	OPPONENT	YEAR
1	194	vs Tulsa	1994
2	138	vs UAB	2012
T3	133	vs Tulsa	1968
T3	133	vs Wichita State	1968
5	120	vs North Texas State	1974
6	112	vs Austin Peay	2014
7	97	vs Cincinnati	1972
T8	92	vs Tulane	2004
T8	92	vs Cincinnati	2000
T8	92	vs Ole Miss	1967
T8	92	vs Southern Miss	1972

FEWEST PUNT RETURN YARDS			
Rk	Yds	OPPONENT	YEAR
T1	-8	vs Tulsa	2010
T1	-8	vs Tulane	2003

MOST PUNT RETURN TD			
Rk	TDs	OPPONENT	YEAR
1	3	vs Tulsa (two on blocked punts)	1968
T1	1	20 times	

## DEFENSE INDIV. RECORDS

MOST SOLO TACKLES			
Rk	NO.	PLAYER VS OPPONENT	YEAR
1	19	Pete Scatamacchia vs Louisville	1979
2	16	Alex Dees vs Southern Miss	1968
T3	15	Jamon Hughes vs Southern Miss	2010
T3	15	Dave Pawlik vs San Jose State	1971
T5	14	Jamon Hughes vs UAB	2010
T5	14	Todd Ondra vs Louisville	1978
T5	14	Wilson Neely vs Mississippi St.	1986
8	12	Glenn Sumter vs Southern Miss	2001

MOST ASSISTED TACKLES			
Rk	NO.	PLAYER VS OPPONENT	YEAR
1	19	Art Brumit vs Utah State	1967
T2	13	Quinton McCrary vs Tennessee	2006
T2	13	Joe Rushing vs Utah State	1967
T2	13	Damon Young vs Tulane	1987
T5	12	Charles Harris vs Arkansas State	2012
T5	12	Jamon Hughes vs East Carolina	2010
T5	12	Jamon Hughes vs Marshall	2010
T5	12	Jamon Hughes vs Houston	2009
T5	12	Todd Ondra vs Northeast La.	1979
T5	12	Todd Ondra vs Louisville	1979

MOST TOTAL TACKLES			
Rk	NO.	PLAYER VS OPPONENT	YEAR
1	25	Pete Scatamacchia vs Louisville	1979
2	21	Jamon Hughes vs Southern Miss	2010
3	21	Tommy James vs Utah State	1970
4	21	Alex Dees vs Southern Miss	1968
5	20	Kamal Shakir vs Army	1999
6	20	John Allen vs Houston	1968
7	20	Glenn Whittemore vs Southern Miss	1973
8	20	Todd Ondra vs Texas A&M	1979
9	20	Mike Kleimeyer vs Tennessee	1981
10	18	Jamon Hughes vs Houston	2009

MOST QUARTERBACK SACKS			
Rk	NO.	PLAYER VS OPPONENT	YEAR
T1	4	Clinton McDonald vs Arkansas St.	2008
T1	4	James Logan vs Arkansas St.	1994

MOST QUARTERBACK SACKS			
Rk	NO.	PLAYER VS OPPONENT	YEAR
T1	4	Marlon Brown vs Louisville	1987
T2	3	by eight different players	

MOST TACKLES FOR LOST YARDAGE			
Rk	NO.	PLAYER VS OPPONENT	YEAR
1	6	Tony Williams vs Tennessee	1996
T2	5	Marlon Brown vs Southern Miss	1987
T2	5	Rod Brown vs Arkansas	1993
4	4.5	Martin Ifedi vs Arkansas State	2013
5	4	15x, last by Tank Jakes at UCLA	2014

MOST FUMBLE RECOVERIES			
Rk	NO.	PLAYER VS OPPONENT	YEAR
T1	3	Quinton McCrary vs UCF	2007
T1	3	Ricky Kale vs Southern Miss	1970
T2	2	Ryan Coleman vs SMU	2013
T2	2	Akeem Davis vs SMU	2011
T2	2	Jake Kasser vs Ole Miss	2007
T2	2	Eric Taylor vs Arkansas State	2003
T2	2	Reginald Howard vs Ole Miss	1999
T2	2	Demorrio Shank vs Houston	1998
T2	2	Larry Frankenkach vs North Texas	1970

MOST FUMBLES RETURNED FOR TOUCHDOWNS			
Rk	NO.	PLAYER VS OPPONENT	YEAR
1	2	Ryan Coleman vs SMU	2013

LONGEST FUMBLE RETURN			
Rk	Yds	PLAYER VS OPPONENT	YEAR
1	88	Freddie Barnett vs Arkansas State	2007
2	84	Corey Irby vs Louisville	1999
3	73	Glenn Sumter vs Mississippi State	2001
4	66	Idrees Bashir vs Tulane	2000
5	64	Manny Santibanez vs USM	1997
6	59	Bobby McCain vs Middle Tennessee	2014
7	57	Ruben Melton vs. Cincinnati	1971
8	54	Jeremy Stewart vs East Carolina	1998
9	47	John Allen vs North Texas	1968
10	44	Idrees Bashir vs Tennessee	1999

MOST PASS INTERCEPTIONS			
Rk	NO.	PLAYER VS OPPONENT	YEAR
T1	3	Bobby McCain at USF	2013
T1	3	Eddie Moore vs Tulane	1988
T1	3	Keith Simpson vs North Texas	1977
T1	3	Olie Cordill vs Mississippi State	1965
T1	3	Bob Ford vs Murray State	1952

MOST INTERCEPTION RETURN YARDS			
Rk	Yds	PLAYER VS OPPONENT	YEAR
1	100	Idrees Bashir vs Army	2000
2	99	Robert Lyles vs Mississippi State	1958
3	98	Paul Haynes vs Tampa	1948
T4	95	Marty Hammock vs Southern Miss	1973
T4	95	Chris Hobbs vs Tennessee	1991
6	93	Bob Sherlag vs Wake Forest	1964
7	91	Bob Orrians vs Southern Miss	1977
T8	90	Dominic Calloway vs East Carolina	1993
T8	90	Preston Watts vs Middle Tennessee	1941

LONGEST INTERCEPTION RETURN			
Rk	Yds	PLAYER VS OPPONENT	YEAR
1	100	Idrees Bashir vs Army	2000
2	99	Robert Lyles vs Mississippi State	1958
3	98	Paul Haynes vs Tampa	1948
T4	95	Marty Hammock vs Southern Miss	1973
T4	95	Chris Hobbs vs Tennessee	1991
T6	93	Reggis Ball vs SMU	2013
T6	93	Bob Sherlag vs Wake Forest	1964
8	91	Bob Orrians vs Southern Miss	1977
T9	90	Dominic Calloway vs East Carolina	1993
T9	90	Preston Watts vs Middle Tennessee	1941

MOST BLOCKED PUNTS			
Rk	NO.	PLAYER VS OPPONENT	YEAR
T1	4	Ken Irvin vs Arkansas	1992
T1	4	Marvin Chatman vs Mississippi State	1981

## DEFENSE TEAM RECORDS

FEWEST RUSHES ALLOWED			
Game	15	by North Texas	1965

MOST RUSHES ALLOWED			
Game	82	by Houston	1968

FEWEST RUSHING YARDS ALLOWED			
Game	-4	by Ole Miss	1993

MOST RUSHING YARDS ALLOWED			
Game	523	by Texas A&M	1978

FEWEST PASS COMPLETIONS ALLOWED			
Game	1	three times; last vs Southern Miss	1976

MOST PASS COMPLETIONS ALLOWED			
Game	42	by Houston	2009

FEWEST PASSING YARDS ALLOWED			
Game	5	by Southern Miss	1976

MOST PASSING YARDS ALLOWED			
Game	620	by Cincinnati	2015

FEWEST TOTAL YARDS ALLOWED			
Game	87	by Texas-Arlington	1962
	87	by Tennessee Tech	1962

MOST TOTAL YARDS ALLOWED			
Game	752	by Cincinnati	2015

MOST POINTS ALLOWED			
Game	92	by Ole Miss	1935
	66	by Florida State (modern day records since 1947)	1979

MOST RUSHING TOUCHDOWNS ALLOWED			
Game	7	by UCF	2007

MOST TOUCHDOWN PASSES ALLOWED			
Game	6	by Florida State	1969
	6	by Tennessee & Houston	2009
	6	by Houston	2010

MOST INTERCEPTIONS			
Game	6	vs East Carolina	1993
	6	vs Tulsa	1972

MOST FUMBLE RECOVERIES			
Game	6	vs North Texas	1968

MOST QUARTERBACK SACKS			
Game	7	vs Arkansas State	2013
	7	vs Houston	2006
	7	vs East Carolina	2003
	7	vs East Carolina	1998
	7	vs Arkansas State	1994

MOST BLOCKED KICKS			
Game	4	vs Arkansas	1992

MOST TACKLES FOR LOST YARDAGE			
Game	16	vs Tennessee	1996
Season	90		1999

## MISC TEAM RECORDS

MOST POINTS SCORED IN A QUARTER			
RK	PTS	OPPONENT	YEAR
1	35	vs Tulane (1st)	1992
2	33	vs North Texas (3rd)	1971
3	30	vs Cincinnati (4th)	1983
T4	28	vs Missouri State (1st)	2015
T4	28	vs Chattanooga (3rd)	2004
T4	28	vs Arkansas State (4th)	2004
T4	28	vs West Texas State (4th)	1968
8	26	vs Tulsa (2nd)	1968
T9	24	at SMU (2nd)	2014
T9	24	at Cincinnati (1st)	2014
T9	24	vs UT Martin (2nd)	2009
T9	24	vs Arkansas State (4th)	1980
T9	24	vs Cincinnati (4th)	1969
T9	24	vs Wichita State (1st)	1972

Most Points Scored in a Half			
Rk	Pts	Opponent	Year
4	41	vs Louisville (2nd)	1969
T5	38	vs Houston (1st)	2003
T5	38	vs Cincinnati (2nd)	1969
T7	35	vs Chattanooga (1st)	2005
T7	35	vs Chattanooga (2nd)	2004
T7	35	vs Arkansas State (2nd)	2003
T7	35	vs West Texas State (2nd)	1968
T7	35	vs Wake Forest (2nd)	1967

Most Points Allowed in a Half			
Rk	Pts	Opponent	Year
1	51	by Florida State (1st)	1989
T2	42	by Tennessee (1st)	2009
T2	42	by Houston (1st)	2009
T2	42	by UCF (1st)	2007
T2	42	by Michigan State (1st)	1997
T2	42	by Florida State (2nd)	1979
T2	42	by Ole Miss (1st)	1971
8	41	by Alabama (2nd)	1983
T9	40	by Tennessee (1st)	2010
T9	40	by Ole Miss (1st)	1980

Most Combined Points in a Half			
Rk	Pts	Opponent	Year
1	68	vs Louisville (1st)	2004
2	64	vs Florida State (1st)	1989
3	63	vs Bowling Green State (1st)	2004
T4	62	vs East Carolina (2nd)	2007
T4	62	vs Tulane (1st)	1992
6	60	vs Rice (2nd)	2008
7	58	vs Cincinnati (1st)	2015
T8	56	vs Houston (1st)	2009
T8	56	vs Florida State (2nd)	1979
10	54	vs Louisville (2nd)	1969

Most Points Scored in a Game			
Rk	Pts	Opponent	Year
1	76	vs Memphis Navy	1950
2	70	vs Tampa	1949
3	69	vs Louisville	1969
4	64	vs Union University	1950
T5	63	vs Missouri State	2015
T5	63	vs Austin Peay	2014
7	62	vs Tulane	1992
T8	61	vs East Central Oklahoma	1951
T8	61	vs Arkansas State	1949
T10	60	vs The Citadel	1962
T10	60	vs Arkansas State	1950

Most Points Allowed in a Game			
Rk	Pts	Opponent	Year
1	66	by Florida State	1979
2	61	by Ole Miss	1980
3	59	by Mississippi State	2011
4	58	by Texas A&M	1978
5	57	by Florida State	1989
T6	56	by Houston	2010
T6	56	by Louisville	2010
T6	56	by Tennessee	2009
T6	56	by East Carolina	2007
T6	56	by UCF	2007
T6	56	by Louisville	2004

Most Combined Points in a Game			
Rk	Pts	Opponent	Year
1	107	vs SMU (55-52)	2007
2	105	vs Louisville (49-56)	2004
3	103	vs BYU (55-48)	2014
4	99	vs Cincinnati (53-46)	2015
5	96	vs East Carolina (40-56)	2007
6	88	vs Louisville (69-19)	1969
7	87	vs Bowling Green (35-52)	2004
T8	85	at Bowling Green (44-41)	2015
T8	85	vs Houston (52-33)	2001

Most First Downs Rushing			
Rk	No.	Opponent	Year
1	26	vs Tulsa	1972
2	24	vs Louisville	1969
3	24	vs The Citadel	1962
4	22	vs Tulane	2008
5	22	vs Chattanooga	2005
T6	21	vs Georgia Tech	1981
T6	21	vs North Texas State	1971

Most First Downs Passing			
Rk	No.	Opponent	Year
T1	19	vs Ole Miss	2007
T1	19	vs Louisville	2004
T3	18	vs Southern Miss	2007
T3	18	vs SMU	2007
T5	17	at SMU	2014
T5	17	at UCLA	2014
T5	17	vs Ole Miss	1969
T8	16	at Cincinnati	2015
T8	16	at Kansas	2015
T8	16	vs Middle Tennessee	2011
T8	16	vs Marshall	2007
T8	16	vs East Carolina	2007
T8	16	vs Murray State	1985

Most First Downs by Penalty			
Rk	No.	Opponent	Year
1	6	vs UConn	2014
T2	5	at Ole Miss	2014
T2	5	vs SMU	2007
T2	5	vs Houston	2006
T2	5	vs Alabama	1987
T2	5	vs North Texas State	1971
T7	4	vs several opponents; last at Kansas	2015

Most Total First Downs			
Rk	No.	Opponent	Year
1	37	vs Louisville	1969
2	35	vs SMU	2007
3	34	at Kansas	2015
T4	32	vs Tulane	2008
T4	32	vs Chattanooga	2005
T6	31	vs Nicholls State	2008
T6	31	vs Cincinnati	1984
T8	30	at Cincinnati	2014
T8	30	vs Southern Miss	2008
T8	30	vs Ole Miss	2007
T8	30	vs Rice	2007
T8	30	vs Arkansas State	2004
T8	30	vs Louisville	2004
T8	30	vs Murray State	2002
T8	30	vs Utah State	1972
T8	30	vs North Texas State	1971
T8	30	vs The Citadel	1962

Fewest Total First Downs			
Rk	No.	Opponent	Year
1	2	vs Ole Miss	1964

Most Penalties			
Rk	No.	Opponent	Year
1	16	vs Marshall	2012
T2	15	at Middle Tennessee	2013
T2	15	vs Houston	2000
T2	15	vs Tulane	1992
T2	15	vs Mississippi State	1985
6	14	vs Tennessee	1999
T7	13	vs Chattanooga	2001
T7	13	vs Mississippi State	1998
T7	13	vs Ole Miss	1983

Fewest Penalties			
Rk	No.	Opponent	Year
1	0	vs Ole Miss	1982

Most Penalty Yards			
Rk	No.	Opponent	Year
1	147	vs West Texas State	1964
2	145	at Middle Tennessee	2013
3	140	vs Wichita State	1968
4	136	vs Mississippi State	1985
5	132	vs Houston	2000
6	131	vs Marshall	2012
7	130	vs Tulane	1992
8	126	vs Houston	1997

Longest Time of Possession			
Rk	No.	Opponent	Year
1	40:55	at Cincinnati	2014
2	40:54	vs East Carolina	2000
2	39:44	vs Cincinnati	1984
T3	38:08	vs Nicholls State	2008
T3	38:08	vs Cincinnati	1994
5	37:55	vs Ole Miss	1983

Shortest Time of Possession			
Rk	No.	Opponent	Year
1	19:19	vs North Carolina	1983

Most 3rd Down Conversions			
Rk	No.	Opponent	Year
1	14	vs SMU	2007
T2	12	at Cincinnati	2014
T2	12	vs Rice	2008
T2	12	vs Louisville	2004
T2	12	vs Cincinnati	1994
T6	10	vs UTEP	2009
T6	10	vs USF	2004
T6	10	vs UAB	2004
T9	9	26 times; last at Bowling Green	2015

Best 3rd Down Conversion Percentage			
Rk	No.	Opponent	Year
1	.705	vs Louisville (12X17)	2004
2	.692	vs Ole Miss (9X13)	2006
3	.666	vs Cincinnati (12X18)	1994
4	.643	vs Tulane (9X14)	2008
5	.643	vs Chattanooga (9X14)	2005
6	.632	vs Rice (12X19)	2008
T7	.600	vs Nicholls State (9X15)	2008
T7	.600	vs SMU (9X15)	2008
T7	.600	vs Tulane (9X15)	2007
T7	.600	vs Tulane (9X15)	2003

Fewest 3rd Down Conversions			
Rk	No.	Opponent	Year
T1	1	vs Tennessee (1X9)	2006
T1	1	vs Cincinnati (1X12)	2004
T1	1	vs Cincinnati (1X12)	199


Most Fumbles			
Rk	No.	Opponent	Year
1	11	vs Ole Miss	1976
2	10	vs Louisville	1979
T3	9	vs Florida State	1977
T3	9	vs Ole Miss	1971
T3	9	vs Southern Miss	1963
T3	9	vs Tennessee Tech	1962

ALL-PURPOSE INDIVIDUAL RECORDS

Individual Single Game All-Purpose Yards							
Rk	Player vs Opponent	Yards	Rush	Rec	PR	KR	Year
1	Ryan Roskelley vs Tulsa	368	0	174	194	0	1994
2	DeAngelo Williams vs Tulane	305	195	41	0	69	2003
3	DeAngelo Williams vs Houston	281	262	19	0	0	2004
4	Larry Porter vs Arkansas State	275	206	-1	0	70	1990
5	DeAngelo Williams vs USF	273	263	10	0	0	2004
6	Xavier Crawford vs Missouri	262	46	53	0	163	1991
7	Paul Gowen vs Tulsa	260	260	0	0	0	1969
8	Curtis Steele vs Tulsa	257	232	25	0	0	2009
9	DeAngelo Williams vs Chattanooga	251	136	87	0	28	2004
10	Curtis Steele vs UTEP	250	240	10	0	0	2009
11	DeAngelo Williams vs East Carolina	240	226	14	0	0	2005
T12	DeAngelo Williams vs UTEP	239	236	3	0	0	2005
T12	DeAngelo Williams vs Ole Miss	239	135	31	0	73	2003
T14	Curtis Steele vs Southern Miss	237	178	59	0	0	2008
T14	Eddie Hill vs Cincinnati	237	188	0	0	49	1978
T14	John Martin vs East Carolina	237	166	16	0	55	1992
T17	DeAngelo Williams vs Akron	236	238	-2	0	0	2005
T17	DeAngelo Williams vs East Carolina	226	225	1	0	0	2004
19	Eddie Hill vs Wichita State	225	107	0	11	107	1978
20	DeAngelo Williams vs Tulsa	224	223	1	0	0	2005
21	Russell Copeland vs Florida State	221	0	113	0	108	1989
22	Larry Porter vs Arkansas State	220	167	9	0	44	1991
T23	Bobby Ward vs Houston	218	0	105	2	111	1973
T23	Charles Wilson vs Southern Miss	218	0	88	0	130	1988
25	Stan Davis vs Tennessee	217	76	3	0	138	1969
26	DeAngelo Williams vs Louisville	215	200	15	0	0	2004
27	DeAngelo Williams vs Southern Miss	211	199	12	0	0	2004
28	Dave Casinelli vs Houston	210	210	0	0	0	1963
29	DeAngelo Williams vs Chattanooga	208	205	3	0	0	2005
30	Brandon Hayes vs USF	207	189	18	0	0	2014
31	DeAngelo Williams vs Cincinnati	206	136	-5	0	75	2003
T32	Curtis Steele vs Arkansas State	203	203	0	0	0	2008
T32	Charles Wilson vs Tulane	203	0	51	0	152	1988
T34	Joe Craig at Connecticut	202	0	25	0	177	2013
T34	D. Williams vs Mississippi State	202	119	40	0	43	2003
T34	Dornell Harris vs Kansas State	202	110	14	0	78	1973



## 2015 PLAYER CAPSULES



**#7** LINEBACKER  
**CURTIS AKINS**  
R-FRESHMAN • SQ  
6-2 • 230  
BYHALIA, MISS.  
BYHALIA HS  
MAJOR: UNDECLARED

**AKINS' CAREER DEFENSIVE STATISTICS**


YR	G/S	UT	AT	TOT	PD	FR	FF	TFL	SK	INT
2015	3/0	4	0	4	0	0-0	0	0-0	0-0	0-0

**AVERY'S CAREER HIGHS**

Tackles	3, at Kansas, Sep 12, 2015
---------	----------------------------

**AVERY'S GAME-BY-GAME DEFENSE**

Date	Opponent	UT	AT	TT	TFL	SK	FF	PB	INT
9/5/15	Missouri St.	1	0	1	0-0	0	0	0	0-0
9/12/15	at Kansas	3	0	3	0-0	0-0	0	0	0-0
10/2/15	at USF	0	0	0	0-0	0-0	0-0	0	0-0



**#6** LINEBACKER  
**GENARD AVERY**  
SOPHOMORE • 1L  
6-1 • 255  
GRENADA, MISS.  
GRENADA HS  
MAJOR: UNDECLARED

**AVERY'S CAREER DEFENSIVE STATISTICS**

YR	G/S	UT	AT	TOT	PD	FR	FF	TFL	SK	INT
2014	13/1	13	5	18	1	0-0	0	6-25	5-21	0-0
2015	5/2	19	3	22	0	0-0	0	2-8	1-7	0-0
Total	18/3	32	8	40	1	0-0	0	8-33	6-28	0-0

**AVERY'S CAREER HIGHS**

Tackles	8, Cincinnati, Sep 24, 2015
Tackles for Loss	1 (8x), at USF, Oct 2, 2015
Sacks	1 (6x), at Bowling Green, Sep 19, 2015
Pass Break-Ups	1, SMU, Oct 25, 2014

**AVERY'S GAME-BY-GAME DEFENSE**

Date	Opponent	UT	AT	TT	TFL	SK	FF	PB	INT
8/30/14	Austin Peay	0	2	2	0-0	0-0	0	0	0-0
9/6/14	at UCLA	0	0	0	0-0	0-0	0	0	0-0
9/20/14	MTSU	1	1	2	1-8	1-8	0	0	0-0
9/27/14*	at Ole Miss	1	2	3	1-3	1-3	0	0	0-0
10/4/14	at Cincinnati	0	0	0	0-0	0-0	0	0	0-0
10/11/14	Houston	0	0	0	0-0	0-0	0	0	0-0
10/25/14	at SMU	2	1	3	1-1	1-1	0	1	0-0
10/31/14	Tulsa	2	0	2	1-2	1-2	0	0	0-0
11/7/14	at Temple	2	0	2	0-0	0-0	0	0	0-0
11/15/14	at Tulane	0	0	0	0-0	0-0	0	0	0-0
11/22/14	USF	2	0	2	1-7	1-7	0	0	0-0
11/29/14	UConn	3	0	3	1-4	0-0	0	0	0-0
12/2/14	vs BYU	0	0	0	0-0	0-0	0	0	0-0
9/5/15	Missouri St.	2	0	2	0-0	0-0	0	0	0-0
9/12/15	at Kansas	5	1	6	0-0	0-0	0	0	0-0
9/19/15	at BGSU	1	0	1	1-7	1-7	0	0	0-0
9/24/15*	Cincinnati	7	1	8	0-0	0-0	0	0	0-0
10/2/15*	at USF	4	1	5	1-1	0-0	0	0	0-0



**#39** DEFENSIVE BACK  
**REGGIS BALL**  
R-SENIOR • 3L  
5-11 • 210  
STONE MOUNTAIN, GA.  
STEPHENSON HS  
MAJOR: ORGANIZATIONAL LEADERSHIP

**BALL'S CAREER DEFENSIVE STATISTICS**

YR	G/S	UT	AT	TOT	PD	FR	FF	TFL	SK	INT
2012	12/0	16	9	25	0	1-0	0	0.5-1	0-0	0-0
2013	12/2	24	8	32	2	0-0	1	2.5-10	1.5-7	1-93
2014	13/11	27	9	36	0	2-0	0	0.0-0	0-0	1-24
2015	5/3	20	5	25	1	0-0	0	0.0-0	0-0	2-1
Total	42/16	87	31	118	3	3-0	1	3-11	1.5-7	4-118

**BALL'S CAREER HIGHS**


All-Purpose Yards	106, SMU, Oct 19, 2013
-------------------	------------------------

**BALL'S CAREER HIGHS**

Punt Returns	1 (2x), SMU, Oct 19, 2013
Punt Return Yards	26, at UAB, Nov 17, 2012 (1 return)
Long Punt Return	4, SMU, Oct 19, 2013
Interceptions	1 (4x), USF, Oct 2, 2015
Tackles	8, USF, Oct 2, 2015
Sacks	1, Arkansas State, Sep 21, 2013
Tackles for Loss	1 (2x), SMU, Oct 19, 2013
Fumbles Forced	1, SMU, Oct 19, 2013
Fumbles Recovered	1 (3x), Temple, Nov 7, 2014
Pass Breakups	1 (3x), Cincinnati, Sep 24, 2015
Blocked Kicks	1 (3x), Cincinnati, Sep 24, 2015

**BALL'S GAME-BY-GAME DEFENSE**

Date	Opponent	UT	AT	TT	TFL	SK	FF	PB	INT
9/1/12	UT Martin	1	0	1	0-0	0-0	0	0	0-0
9/8/12	at Arkansas St.	0	2	2	0-0	0-0	0	0	0-0
9/15/12	MTSU	4	1	5	0-0	0-0	0	0	0-0
9/22/12	at Duke	0	2	2	0.5-1	0-0	0	0	0-0
10/6/12	Rice	3	0	3	0-0	0-0	0	0	0-0
10/13/12	at ECU	1	1	2	0-0	0-0	0	0	0-0
10/20/12	at UCF	2	2	4	0-0	0-0	0	0	0-0
10/27/12	SMU	0	0	0	0-0	0-0	0	0	0-0
11/3/12	at Marshall	1	1	2	0-0	0-0	0	0	0-0
11/10/12	Tulane	2	0	2	0-0	0-0	0	0	0-0
11/17/12	at UAB	2	0	2	0-0	0-0	0	0	0-0
11/24/12	Southern Miss	0	0	0	0-0	0-0	0	0	0-0
9/7/13	Duke	3	0	3	0-0	0-0	0	0	0-0
9/14/13	at MTSU	4	1	5	0.5-6	0.5-6	0	0	0-0
9/21/13	Arkansas State	1	1	2	1-1	1-1	0	0	0-0
10/5/13	UCF	3	1	4	0-0	0-0	0	0	0-0
10/12/13	at Houston	0	1	1	0-0	0-0	0	1	0-0
10/19/13	SMU	4	0	4	1-3	0-0	1	0	1-93
10/30/13	Cincinnati	1	0	1	0-0	0-0	0	0	0-0
11/9/13	UT Martin	1	1	2	0-0	0-0	0	0	0-0
11/16/13	at USF	1	0	1	0-0	0-0	0	1	0-0
11/23/13	at Louisville	3	1	4	0-0	0-0	0	0	0-0
11/30/13*	Temple	2	1	3	0-0	0-0	0	0	0-0
12/7/13*	at UConn	1	1	2	0-0	0-0	0	0	0-0
8/30/14*	Austin Peay	3	0	3	0-0	0-0	0	0	0-0
9/6/14*	at UCLA	1	1	2	0-0	0-0	0	0	0-0
9/20/14*	MTSU	5	2	7	0-0	0-0	0	0	0-0
9/27/14*	at Ole Miss	3	2	5	0-0	0-0	0	0	0-0
10/4/14*	at Cincinnati	0	2	2	0-0	0-0	0	0	0-0
10/11/14*	Houston	3	0	3	0-0	0-0	0	0	0-0
10/25/14	at SMU	1	0	1	0-0	0-0	0	0	1-24
10/31/14	Tulsa	2	1	3	0-0	0-0	0	0	0-0
11/7/14*	at Temple	2	0	2	0-0	0-0	0	0	0-0
11/15/14*	at Tulane	2	0	2	0-0	0-0	0	0	0-0
11/22/14*	USF	1	0	1	0-0	0-0	0	0	0-0
11/29/14*	UConn	2	0	2	0-0	0-0	0	0	0-0
12/2/14*	vs BYU	2	0	2	0-0	0-0	0	0	0-0
9/5/15*	Missouri St.	1	1	2	0-0	0-0	0	0	0-0
9/12/15	at Kansas	4	0	4	0-0	0-0	0	0	0-0
9/19/15	at BGSU	2	2	4	0-0	0-0	0	0	0-0
9/24/15	Cincinnati	7	0	7	0-0	0-0	0	1	1-1
10/2/15*	at USF	6	2	8	0-0	0-0	0	0	1-0



**#88** WIDE RECEIVER  
**DREW BISHOP**  
R-JUNIOR • 2L  
6-0 • 190  
MEMPHIS, TENN.  
ST. GEORGE'S INDEPENDENT SCHOOL  
MAJOR: MARKETING MANAGEMENT

**BISHOP'S CAREER RUSHING STATISTICS**

YR	G/S	NO	YDS	AVG/C	TDs	LG	AVG/G
2014	10/0	1	6	6.0	0	6	0.7
2015	1/0	0	0	0.0	0	0	0.0
Total	11/0	1	6	6.0	0	6	0.5

**BISHOP'S CAREER RECEIVING STATISTICS**

YR	G/S	NO	YDS	AVG/C	TDs	LG	REC/G	AVG/G
2014	10/0	0	0	0.0	0	0	0.0	0.0
2015	1/0	0	0	0.0	0	0	0.0	0.0
Total	11/0	0	0	0.0	0	0	0.0	0.0

**BISHOP'S CAREER HIGHS**

Rush Attempts	1, UConn, Nov 29, 2014
Long Rush	6, UConn, Nov 29, 2014
Total Offense Attempts	1, UConn, Nov 29, 2014 (1 rush, 0 pass)
All-Purpose Yards	6, UConn, Nov 29, 2014

**BISHOP'S GAME-BY-GAME RECEIVING**


Date	Opponent	No	Yds	Avg	TDs	LG
8/30/14	Austin Peay	0	0	0.0	0	0
9/6/14	at UCLA	Did Not Play				
9/20/14	MTSU	Did Not Play				
9/27/14	at Ole Miss	Did Not Play				
10/4/14	at Cincinnati	0	0	0.0	0	0

**BISHOP'S GAME-BY-GAME RECEIVING**

Date	Opponent	No	Yds	Avg	TDs	LG
10/11/14	Houston	0	0	0.0	0	0
10/25/14	at SMU	0	0	0.0	0	0
10/31/14	Tulsa	0	0	0.0	0	0
11/7/14	at Temple	0	0	0.0	0	0
11/15/14	at Tulane	0	0	0.0	0	0
11/22/14	USF	0	0	0.0	0	0
11/29/14	UConn	0	0	0.0	0	0
12/2/14	vs BYU	0	0	0.0	0	0
10/2/15	at USF	0	0	0.0	0	0

**BISHOP'S GAME-BY-GAME RUSHING**

Date	Opponent	No	Yds	Avg	TDs	LG
11/29/14	UConn	1	6	6.0	0	6



**#14** DEFENSIVE END  
**LATARIUS BRADY**  
R-JUNIOR • 2L  
6-2 • 280  
MEMPHIS, TENN.  
EAST HS  
MAJOR: COMMUNITY PHYSICAL EDUCATION

**BRADY'S CAREER DEFENSIVE STATISTICS**

YR	G/S	UT	AT	TOT	PD	FR	FF	TFL	SK	INT
2013	12/0	6	5	11	0	0-0	0	0.5-2	0-0	0-0
2014	13/7	16	14	30	2	2-0	1	1.5-6	1-6	0-0
2015	5/2	5	0	5	0	0-0	0	1-6	1-6	0-0
Total	29/9	27	19	46	2	2-0	0	3-14	2-12	0-0

**BRADY'S CAREER HIGHS**

Tackles	5, BYU, Dec 22, 2014
Tackles for Loss	1.5, MTSU, Sep 20, 2014
Sacks	1 (2x), Last: Missouri St. Sep 5, 2015
Forced Fumbles	1, MTSU, Sep 20, 2014
Fumbles Recovered	1 (2x), Tulane, Nov 15, 2014
Pass Deflections	1 (2x), Tulsa, Oct 31, 2014

BRADY'S GAME-BY-GAME DEFENSE									
Date	Opponent	UT	AT	TT	TFL	SK	FF	PB	INT
9/7/13	Duke	0	1	1	0	0-0	0	0	0-0
9/14/13	at MTSU	0	0	0	0-0	0-0	0	0	0-0
9/21/13	Arkansas State	2	1	3	0-0	0-0	0	0	0-0
10/5/13	UCF	0	1	1	0-0	0-0	0	0	0-0
10/12/13	at Houston	0	2	2	0.5-2	0-0	0	0	0-0
10/19/13	SMU	0	0	0	0-0	0-0	0	0	0-0
10/30/13	Cincinnati	1	0	1	0-0	0-0	0	0	0-0
11/9/13	UT Martin	1	0	1	0-0	0-0	0	0	0-0
11/16/13	at USF	0	0	0	0-0	0-0	0	0	0-0
11/23/13	at Louisville	0	0	0	0-0	0-0	0	0	0-0
11/30/13	Temple	1	0	1	0-0	0-0	0	0	0-0
12/7/13	at UConn	1	0	1	0-0	0-0	0	0	0-0
8/30/14	Austin Peay	4	0	4	0-0	0-0	0	0	0-0
9/6/14*	at UCLA	2	0	2	0-0	0-0	0	0	0-0
9/20/14	MTSU	1	2	3	2-6	1-6	1	0	0-0
9/27/14*	at Ole Miss	2	1	3	0-0	0-0	0	1	0-0
10/4/14*	at Cincinnati	1	3	4	0-0	0-0	0	0	0-0
10/11/14*	Houston	0	0	0	0-0	0-0	0	0	0-0
10/25/14*	at SMU	2	0	2	0-0	0-0	0	0	0-0
11/3/14*	Tulsa	1	1	2	0-0	0-0	0	1	0-0
11/7/14*	at Temple	1	0	1	0-0	0-0	0	0	0-0
11/15/14	at Tulane	1	1	2	0-0	0-0	0	0	0-0
11/22/14*	USF	2	0	2	0-0	0-0	0	0	0-0
11/29/14	UConn	0	0	0	0-0	0-0	0	0	0-0
12/2/14	vs BYU	1	4	5	0-0	0-0	0	0	0-0
9/5/15*	Missouri St	2	0	2	1-6	1-6	0	0	0-0
9/12/15*	a Kansas	0	0	0	0-0	0-0	0	0	0-0
9/19/15	at BGSU	2	0	2	0-0	0-0	0	0	0-0
9/24/15	Cincinnati	1	0	1	0-0	0-0	0	0	0-0
10/2/15	at USF	0	0	0	0-0	0-0	0	0	0-0



COLLINS' GAME-BY-GAME DEFENSE										
Date	Opponent	UT	AT	TT	TFL	SK	FF	PB	INT	
9/5/15	Missouri St.	2	0	2	0-0	0-0	0	0	0-0	
9/12/15	at Kansas	0	0	0	0-0	0-0	0	0	0-0	
9/19/15	at BGSU				Did Not Play					
9/24/15	Cincinnati	1	0	1	0-0	0-0	0	0	0-0	
10/2/15	at USF	0	0	0	0-0	0-0	0	0	0-0	



**#64**

**OFFENSIVE LINE**

**ZACH COLLINS**

**R-SOPHOMORE • 1L**

**6-4 • 290**

**MEMPHIS, TENN.**


**HARDING ACADEMY**

**MAJOR: HEALTH & HUMAN PERFORMANCE**

COLLINS' CAREER OFFENSIVE LINE STATISTICS		
YR	GAMES/STARTS	PLAYS/TOTAL TEAM PLAYS
2014	13/3	333/1012
2015	5/0	107/232
<b>Total</b>	<b>18/3</b>	<b>440/1244</b>

COLLINS' CAREER HIGHS	
Offensive Plays	97, BYU, Dec 22, 2014

COLLINS' GAME-BY-GAME OFFENSIVE LINE		
Date	Opponent	Position - Plays
8/30/14	Austin Peay	Left Guard - 21/82
9/6/14	UCLA	Special Teams
9/20/14	MTSU	Special Teams
9/27/14	Ole Miss	Special Teams
10/4/14	Cincinnati	Special Teams
10/11/14	Houston	Special Teams
10/25/14	SMU	Left Guard - 31/80
10/31/14	Tulsa	Left Guard - 9/72
11/7/14	Temple	Left Guard - 10/68
11/15/14	Tulane	Left Guard - 30/65
11/22/14*	USF	Right Guard - 60/62
11/29/14*	UConn	Right Guard - 75/85
12/22/14*	BYU	Right Guard - 97/97
9/5/15	Missouri State	Right Guard - 43/81
9/12/15	at Kansas	Right Guard - 17/79
9/19/15	at Bowling Green	Special Teams
9/24/15	Cincinnati	Special Teams
10/2/15	at USF	Right Guard - 47/72



**#97**

**DEFENSIVE LINEMAN**

**EMMANUEL COOPER**

**FRESHMAN • HS**

**6-1 • 275**

**ARKADELPHIA, ARK.**


**ARKADELPHIA HS**

**MAJOR: PRE-NURSING**

COOPER'S CAREER DEFENSIVE STATISTICS										
YR	G/S	UT	AT	TOT	PD	FR	FF	TFL	SK	INT
2015	2/0	1	0	1	0	0-0	0	0-0	0-0	0-0

COOPER'S CAREER HIGHS	
Tackles	1, Missouri State, Sep 5, 2015

COOPER'S GAME-BY-GAME DEFENSE										
Date	Opponent	UT	AT	TT	TFL	SK	FF	PB	INT	
9/5/15	Missouri St.	1	0	1	0-0	0-0	0	0	0-0	
9/12/15	at Kansas	0	0	0	0-0	0-0	0	0	0-0	
9/19/15	at BGSU				Did Not Play					



**#25**

**RUNNING BACK**

**JARVIS COOPER**

**SOPHOMORE • 1L**

**6-1 • 245**

**WEST MEMPHIS, ARK.**

**WEST MEMPHIS SENIOR HS**

**MAJOR: HEALTH & HUMAN PERFORMANCE**


COOPER'S CAREER RUSHING STATISTICS							
YR	G/S	NO	YDS	AVG/C	TDS	LG	AVG/G
2014	12/0	75	389	5.0	4	37	30.0
2015	5/0	50	244	4.9	4	26	48.6
<b>Total</b>	<b>17/0</b>	<b>125</b>	<b>622</b>	<b>5.0</b>	<b>8</b>	<b>37</b>	<b>36.6</b>

COOPER'S CAREER RECEIVING STATISTICS							
YR	G/S	NO	YDS	AVG/C	TDS	LG	AVG/G
2014	12/0	1	2	2.0	0	2	0.1
2015	5/0	1	9	9.0	0	9	0.2
<b>Total</b>	<b>17/0</b>	<b>2</b>	<b>11</b>	<b>5.5</b>	<b>0</b>	<b>9</b>	<b>0.7</b>

COOPER'S CAREER HIGHS	
Rush Attempts	16, SMU, Oct 25, 2014
Rush Yards	102, Missouri State, Sep 5, 2015
Long Rush	37, Austin Peay, Aug 30, 2014
Total Offense Attempts	16, SMU, Oct 25, 2014
Total Offense Yards	102, Missouri State, Sep 5, 2015
All-Purpose Yards	102, Missouri State, Sep 5, 2015
Rushing Touchdowns	2, SMU, Oct 25, 2014
Receptions	1, Last: at Kansas, Sep 12, 2015
Receiving Yards	9, at Ole Miss, Sep 5, 2015

COOPER'S GAME-BY-GAME RUSHING						
Date	Opponent	No	Yds	Avg	Tds	LG
8/30/14	Austin Peay	8	101	12.6	1	37
9/6/14	at UCLA	0	0	0.0	0	0
9/20/14	MTSU	0	0	0.0	0	0
9/27/14	at Ole Miss	7	29	4.1	0	8
10/4/14	at Cincinnati	13	41	3.2	0	6
10/11/14	Houston	0	0	0.0	0	0
10/25/14	at SMU	16	93	5.8	2	31
10/31/14	Tulsa	2	1	0.5	0	1
11/7/14	at Temple	3	4	1.3	0	4
11/15/14	at Tulane	8	25	3.1	0	13
11/22/14	USF	5	18	3.6	0	9
11/29/14	UConn	8	48	6.0	1	18
12/22/14	vs BYU	5	18	3.6	0	7
9/5/15	Missouri St	18	102	5.7	2	11
9/12/15	at Kansas	9	51	6.3	1	14
9/19/15	at BGSU	9	15	1.7	0	4
9/24/15	Cincinnati	9	49	5.4	1	26
10/2/15	at USF	5	21	4.2	0	9

COOPER'S GAME-BY-GAME RECEIVING						
Date	Opponent	No	Yds	Avg	Tds	LG
8/30/14	Austin Peay	0	0	0.0	0	0
9/6/14	at UCLA	0	0	0.0	0	0
9/20/14	MTSU	0	0	0.0	0	0
9/27/14	at Ole Miss	1	2	2.0	0	2
10/4/14	at Cincinnati	0	0	0.0	0	0
10/11/14	Houston	0	0	0.0	0	0
10/25/14	at SMU	0	0	0.0	0	0
10/31/14	Tulsa	0	0	0.0	0	0
11/7/14	at Temple	0	0	0.0	0	0
11/15/14	at Tulane	0	0	0.0	0	0
11/22/14	USF	0	0	0.0	0	0
11/29/14	UConn	0	0	0.0	0	0
12/22/14	vs BYU	0	0	0.0	0	0
9/5/15	Missouri St	0	0	0.0	0	0
9/12/15	at Kansas	1	9	9.0	0	9
9/19/15	at BGSU	0	0	0.0	0	0
9/24/15	Cincinnati	0	0	0.0	0	0
10/2/15	at USF	0	0	0.0	0	0



**#11**

**ATHLETE**

**SAM CRAFT**

**JUNIOR • 2L**

**6-0 • 210**

**MEMPHIS, TENN.**

**OLIVE BRANCH HS**

**MAJOR: COMMUNITY PHYSICAL EDUCATION**

CRAFT'S CAREER RUSHING STATISTICS							
YR	G/S	NO	YDS	AVG/C	TDS	LG	AVG/G
2013	12/9	25	102	3.9	5	15	8.5
2014	8/6	89	331	3.7	3	19	41.3
2015	5/5	50	199	4.0	4	17	39.8
<b>Total</b>	<b>25/20</b>	<b>164</b>	<b>632</b>	<b>3.9</b>	<b>12</b>	<b>19</b>	<b>25.3</b>


CRAFT'S CAREER RECEIVING STATISTICS							
YR	G/S	NO	YDS	AVG/C	TDS	LG	AVG/G
2013	12/9	31	337	10.9	1	30	28.1
2014	8/6	15	83	5.5	0	17	18.0
2015	5/5	8	114	14.2	2	60	22.8
<b>Total</b>	<b>25/20</b>	<b>54</b>	<b>534</b>	<b>9.9</b>	<b>3</b>	<b>60</b>	<b>21.4</b>

CRAFT'S CAREER KICKOFF RETURN STATISTICS							
YR	G/S	NO	YDS	TDS	LG	AVG/R	AVG/G
2013	12/9	3	73	0	54	24.3	6.1
2014	8/6	1	23	0	23	23.0	3.3
2015	5/5	7	123	0	27	17.6	24.6
<b>Total</b>	<b>25/20</b>	<b>11</b>	<b>219</b>	<b>0</b>	<b>54</b>	<b>19.9</b>	<b>8.8</b>

CRAFT'S CAREER HIGHS	
Points Scored	18, Temple, Nov 30, 2013
Touchdowns	3, Temple, Nov 30, 2013
Rush Attempts	38, Cincinnati, Oct 4, 2014
Rush Yards	170, Cincinnati, Oct 4, 2014
Rush TDs	2, Temple, Nov 30, 2013
Long Rush	19, MTSU, Sep 20, 2014
Receptions	7, Temple, Nov 30, 2013
Receiving Yards	83, UT Martin, Nov 9, 2013 (3 rec)
Receiving TDs	1, Temple, Nov 30, 2013
Long Reception	60, at BGSU, Sep 12, 2015
Total Offense Attempts	38, Cincinnati, Oct 4, 2014
Total Offense Yards	170, Cincinnati, Oct 4, 2014
All-Purpose Yards	170, Cincinnati, Oct 4, 2014
Kick Returns	2 (2x), Cincinnati, Sep 24, 2015
Kick Return Yards	69, vs Temple, Nov 30, 2013 (2 ret)
Long Kick Return	54, vs Temple, Nov 30, 2013

CRAFT'S GAME-BY-GAME RUSHING						
Date	Opponent	No	Yds	Avg	Tds	LG
9/7/13	Duke	1	14	14.0	0	14
9/14/13	at MTSU	2	6	3.0	0	3
9/21/13*	Arkansas State	3	-3	-1.0	1	5
10/5/13*	UCF	4	28	7.0	1	15
10/12/13*	at Houston	2	5	2.5	0	3
10/19/13*	SMU	4	26	6.5	0	11
10/30/13*	Cincinnati	0	0	0.0	0	0
11/9/13	UT Martin	2	14	7.0	1	8
11/16/13*	at USF	1	-1	-1.0	0	0
11/23/13*	at Louisville	1	0	0.0	0	0
11/30/13*	Temple	3	0	0.0	2	3
12/7/13*	at UConn	2	13	6.5	0	8
8/30/14*	Austin Peay	8	27	3.4	1	9
9/6/14	at UCLA	6	19	3.2	1	9
9/20/14*	MTSU	6	52	8.7	0	19
9/27/14*	at Ole Miss	3	-16	-5.3	0	1
10/4/14*	at Cincinnati	38	170	4.5	1	14
10/11/14*	Houston	17	49	2.9	0	9
10/25/14	at SMU		Did Not Play			
10/31/14	Tulsa		Did Not Play			
11/7/14	at Temple		Did Not Play			
11/15/14	at Tulane		Did Not Play			
11/22/14	USF		Did Not Play			
11/29/14	UConn	4	2	0.5	0	3
12/22/14*	BYU	7	28	4.0	0	9
9/5/15*	Missouri St	12	72	6.0	0	16
9/12/15*	at Kansas	7	15	2.1	1	4
9/19/15*	at BGSU	11	50	4.5	1	17
9/24/15*	Cincinnati	12	50	4.2	2	11
10/2/15*	at USF	8	12	1.5	0	5

CRAFT'S GAME-BY-GAME RECEIVING						
Date	Opponent	No	Yds	Avg	TDs	LG
9/7/13	Duke	0	0	0.0	0	0
9/14/13	at MTSU	2	18	9.0	0	12
9/21/13*	Arkansas State	3	32	10.7	0	24
10/5/13	UCF	2	30	15.0	0	19
10/12/13*	at Houston	1	3	3.0	0	3
10/19/13*	SMU	4	30	7.5	0	15
10/30/13*	Cincinnati	0	0	0.0	0	0
11/9/13	UT Martin	3	83	27.7	0	30
11/16/13*	at USF	2	16	8.0	0	13
11/23/13*	at Louisville	3	12	4.0	0	11
11/30/13*	Temple	7	62	8.9	1	21
12/7/13*	at UConn	4	51	12.8	0	29
8/30/14*	Austin Peay	3	14	4.7	0	8
9/6/14	at UCLA	3	38	12.7	0	17
9/20/14*	MTSU	1	8	8.0	0	8
9/27/14*	at Ole Miss	4	-1	-0.3	0	3
10/4/14*	at Cincinnati	0	0	0.0	0	0
10/11/14*	Houston	4	24	6.0	0	13
10/25/14	at SMU	Did Not Play				
10/31/14	Tulsa	Did Not Play				
11/7/14	at Temple	Did Not Play				
11/15/14	at Tulane	Did Not Play				
11/22/14	USF	Did Not Play				
11/29/14	UConn	0	0	0.0	0	0
12/2/14	vs BYU	0	0	0.0	0	0
9/5/15*	Missouri St	0	0	0.0	0	0
9/12/15*	at Kansas	1	13	13.0	0	13
9/19/15*	at BGSU	3	63	21.0	1	60
9/24/15*	Cincinnati	2	5	2.5	0	7
10/2/15*	at USF	2	33	16.5	1	20



**#93** DEFENSIVE LINE  
**CORTEZ CROSBY**  
R-SOPHOMORE • 1L  
6-1 • 270  
COMMERCE, TEXAS  
COMMERCE HS  
MAJOR: HEALTH AND HUMAN PERFORMANCE

**CROSBY'S CAREER DEFENSIVE STATISTICS**


YR	G/S	UT	AT	TOT	PD	FR	FF	TFL	SK	INT
2014	13/1	8	2	10	0	3-0	0	2.0-21	2.0-21	0-0
2015	2/0	1	0	1	0	0-0	0	0-0	0-0	0-0
<b>Total</b>	<b>15/1</b>	<b>9</b>	<b>2</b>	<b>11</b>	<b>0</b>	<b>3-0</b>	<b>0</b>	<b>2-21</b>	<b>2-21</b>	<b>0-0</b>

**CROSBY'S CAREER HIGHS**

Tackles	4, Ole Miss, Sep 27, 2014
Tackles for Loss	1 (2x), last UCLA, Sep 6, 2014
Sacks	1 (2x), last UCLA, Sep 6, 2014
Fumble Recoveries	1 (3x), Cincinnati, Oct 4, 2014
Kick Returns	1, BYU, Dec 22, 2014
Kick Return Yards	9, BYU, Dec 22, 2014

**CROSBY'S GAME-BY-GAME DEFENSE**

Date	Opponent	UT	AT	TT	TFL	SK	FR	PB	INT
8/30/14	Austin Peay	1	2	3	1-14	1-14	1	0	0-0
9/6/14	UCLA	1	0	1	1-7	1-7	0	0	0-0
9/20/14	MTSU	0	0	0	0-0	0-0	0	0	0-0
9/27/14	Ole Miss	2	2	4	0-0	0-0	1	0	0-0
10/4/14	Cincinnati	0	0	0	0-0	0-0	1	0	0-0
10/11/14	Houston	2	0	2	0-0	0-0	0	0	0-0
10/25/14	at SMU	0	0	0	0-0	0-0	0	0	0-0
10/31/14	Tulsa	0	0	0	0-0	0-0	0	0	0-0
11/7/14	at Temple	0	0	0	0-0	0-0	0	0	0-0
11/15/14	at Tulane	0	0	0	0-0	0-0	0	0	0-0
11/22/14	USF	0	0	0	0-0	0-0	0	0	0-0
11/29/14	UConn	0	0	0	0-0	0-0	0	0	0-0
12/2/14	vs BYU	0	0	0	0-0	0-0	0	0	0-0
9/5/15	Missouri St	1	0	1	0-0	0-0	0	0	0-0
9/25/15	Cincinnati	0	0	0	0-0	0-0	0	0	0-0



**#40** TIGHT END  
**ALAN CROSS**  
R-SENIOR • 3L  
6-1 • 235  
MILLINGTON, TENN.  
MILLINGTON HS  
B.S., CHEMISTRY, MAY, 2015

**CROSS' CAREER RUSHING STATISTICS**

YR	G/S	NO	YDS	AVG/C	TDS	LG	AVG/G
2012	12/9	2	0	0.0	0	1	0.0
2013	11/10	0	0	0.0	0	0	0.0
2014	13/11	1	1	1.0	1	1	1.0
2015	5/5	0	0	0.0	0	0	0.0
<b>Total</b>	<b>41/35</b>	<b>3</b>	<b>1</b>	<b>0.3</b>	<b>1</b>	<b>1</b>	<b>0.1</b>

**CROSS' CAREER RECEIVING STATISTICS**

YR	G/S	NO	YDS	AVG/C	TDS	LG	REC/G	AVG/G
2012	12/9	23	301	13.1	5	38	1.9	25.1
2013	11/10	14	147	10.5	2	32	1.3	13.4
2014	13/11	28	373	13.3	4	50	2.2	28.7
2015	5/5	9	87	9.7	1	21	1.8	17.4
<b>Total</b>	<b>41/35</b>	<b>74</b>	<b>908</b>	<b>12.3</b>	<b>12</b>	<b>50</b>	<b>1.8</b>	<b>22.1</b>

**CROSS' CAREER HIGHS**


Points Scored	12 (2x), MTSU, Sep 20, 2014
Touchdowns	2 (2x), MTSU, Sep 20, 2014
Rush Attempts	2, UCF, Oct 20, 2012
Long Rush	1 (2x), SMU, Oct 25, 2014
Rushing TDs	1, SMU, Oct 25, 2014
Receptions	4 (2x), Houston, Oct 11, 2014
Receiving Yards	69, BYU, Dec 22, 2014 (3 rec)
Receiving TDs	2 (2x), MTSU, Sep 20, 2014
Long Reception	50, MTSU, Sep 20, 2014
Total Offense Attempts	2, UCF, Oct 20, 2012 (2 rush, 0 pass)
All-Purpose Yards	69, BYU, Dec 22, 2014
Tackles	1 (3x), at MTSU, Sep 14, 2013

**CROSS' GAME-BY-GAME RECEIVING**

Date	Opponent	No	Yds	Avg	TDs	LG
9/1/12*	UT Martin	1	36	36.0	0	36
9/8/12*	at Arkansas State	3	31	10.3	1	18
9/15/12*	Middle Tennessee	2	20	10.0	0	14
9/22/12*	at Duke	0	0	0.0	0	0
10/6/12	Rice	3	35	11.7	1	21
10/13/12*	at East Carolina	1	3	3.0	0	3
10/20/12	at UCF	1	-1	-1.0	0	0

**CROSS' GAME-BY-GAME RECEIVING**

Date	Opponent	No	Yds	Avg	TDs	LG
10/27/12*	SMU	2	35	17.5	0	24
11/3/12*	at Marshall	2	11	5.5	0	8
11/10/12	Tulane	2	46	23.0	0	27
11/17/12*	at UAB	3	36	12.0	1	25
11/24/12*	Southern Miss	3	49	16.3	2	38
9/7/13*	Duke	1	1	1.0	0	1
9/14/13*	at MTSU	2	7	3.5	1	6
9/21/13*	Arkansas State	3	19	6.3	1	12
10/5/13*	UCF	1	26	26.0	0	26
10/12/13	at Houston	Did Not Play				
10/19/13*	SMU	0	0	0.0	0	0
10/30/13*	Cincinnati	3	31	10.3	0	16
11/9/13*	UT Martin	1	32	32.0	0	32
11/16/13*	at USF	0	0	0.0	0	0
11/23/13*	at Louisville	0	0	0.0	0	0
11/30/13*	Temple	1	25	25.0	0	25
12/7/13*	at UConn	2	6	3.0	0	6
8/30/14*	Austin Peay	4	48	12.0	1	31
9/6/14*	at UCLA	2	22	11.0	0	18
9/20/14*	MTSU	2	57	28.5	2	50
9/27/14*	at Ole Miss	0	0	0.0	0	0
10/4/14*	at Cincinnati	2	34	17.0	0	20
10/11/14*	Houston	4	38	9.5	0	20
10/25/14*	at SMU	2	28	14.0	0	14
10/31/14*	Tulsa	3	35	11.7	0	15
11/7/14	at Temple	2	4	2.0	0	3
11/15/14	at Tulane	1	11	11.0	0	11
11/22/14*	USF	2	21	10.5	0	18
11/29/14*	UConn	1	6	6.0	0	6
12/2/14*	vs BYU	3	69	23.0	1	47
9/5/15*	Missouri St	0	0	0.0	0	0
9/12/15*	at Kansas	2	39	19.5	0	21
9/19/15*	at BGSU	3	25	8.3	0	19
9/24/15*	Cincinnati	2	17	8.5	1	9
10/2/15*	at USF	2	6	3.0	0	6



**#4** RUNNING BACK  
**ROBERT DAVIS**  
R-SOPHOMORE • 1L  
5-9 • 165  
TAMPA, FLA.  
CARROLLWOOD DAY HS  
MAJOR: HEALTH SERVICES ADMINISTRATION

**DAVIS' CAREER RUSHING STATISTICS**

YR	G/S	NO	YDS	AVG/C	TDS	LG	AVG/G
2014	3/0	10	81	8.1	1	39	27.0

**DAVIS' CAREER RECEIVING STATISTICS**

YR	G/S	NO	YDS	AVG/C	TDS	LG	REC/G	AVG/G
2014	3/0	1	8	8.0	0	8	0.3	2.7

**DAVIS' CAREER HIGHS**


Points Scored	6, Tulane, Nov 14, 2014
Rushing TDs	1, Tulane, Nov 14, 2014
Rush Attempts	6, SMU, Oct 25, 2014
Rush Yards	47, Tulane, Nov 15, 2014
Long Rush	39, Tulane, Nov 15, 2014
Receptions	1, SMU, Oct 25, 2014
Receiving Yards	8, SMU, Oct 25, 2014
Total Offense Attempts	6, SMU, Oct 25, 2014
Total Offense Yards	47, Tulane, Nov 15, 2014
All-Purpose Yards	47, Tulane, Nov 15, 2014

**DAVIS' GAME-BY-GAME RUSHING**

Date	Opponent	No	Yds	Avg	TDs	LG
8/30/14	Austin Peay	Did Not Play				
9/6/14	at UCLA	Did Not Play				
9/20/14	MTSU	Did Not Play				
9/27/14	at Ole Miss	Did Not Play				
10/4/14	at Cincinnati	Did Not Play				
10/11/14	Houston	Did Not Play				
10/25/14	at SMU	6	31	5.2	0	11
10/31/14	Tulsa	Did Not Play				
11/7/14	at Temple	Did Not Play				
11/15/14	at Tulane	3	47	15.7	1	39
11/22/14	USF	Did Not Play				
11/29/14	UConn	1	3	3.0	0	3
12/2/14	vs BYU	Did Not Play				

**DAVIS' GAME-BY-GAME RECEIVING**

Date	Opponent	No	Yds	Avg	TDs	LG
8/30/14	Austin Peay	Did Not Play				
9/6/14	at UCLA	Did Not Play				
9/20/14	MTSU	Did Not Play				
9/27/14*	at Ole Miss	Did Not Play				
10/4/14	at Cincinnati	Did Not Play				
10/11/14	Houston	Did Not Play				
10/25/14	at SMU	1	8	8.0	0	8
10/31/14	Tulsa	Did Not Play				
11/7/14	at Temple	Did Not Play				
11/15/14	at Tulane	0	0	0.0	0	0
11/22/14	USF	Did Not Play				
11/29/14	UConn	0	0	0.0	0	0
12/2/14	vs BYU	Did Not Play				



**#34** LINEBACKER  
**JACKSON DILLON**  
JUNIOR • 2L  
6-6 • 245  
RINGLING, OKLA.  
RINGLING HS  
MAJOR: ORGANIZATIONAL LEADERSHIP

**DILLON'S CAREER DEFENSIVE STATISTICS**

YR	G/S	UT	AT	TOT	PD	FR	FF	TFL	SK	INT
2013	12/8	20	9	29	2	0-0	0	5.5-13	1-7	0-0
2014	13/12	33	10	43	1	0-0	2	9.0-50	3.5-27	0-0
2015	5/5	14	5	19	0	1-0	0	1.0-1	0-0	0-0
<b>Total</b>	<b>30/25</b>	<b>6</b>	<b>7</b>	<b>91</b>	<b>3</b>	<b>1-0</b>	<b>2</b>	<b>15.5-64</b>	<b>4.5-34</b>	<b>0-0</b>

**DILLON'S CAREER HIGHS**

Tackles	11, BYU, Dec 22, 2014
Tackles for Loss	3, BYU, Dec 22, 2014
Sacks	2, BYU, Dec 22, 2014
Pass Breakups	1 (3x), SMU, Oct 25, 2014
Blocked Kick	1 (2x), Tulsa (FG), Oct 31, 2014
Force Fumbles	1 (2x), BYU, Dec 22, 2014
Fumble Recoveries	1, Missouri State, Sep 5, 2015

DILLON'S GAME-BY-GAME DEFENSE

Date	Opponent	UT	AT	TT	TFL	SK	FF	PB	INT
9/7/13	Duke	0	0	0	0-0	0-0	0	0	0-0
9/14/13	at MTSU	0	0	0	0-0	0-0	0	0	0-0
9/21/13	Arkansas State	0	1	1	0-0	0-0	0	0	0-0
10/5/13	UCF	1	0	1	0-0	0-0	0	0	0-0
10/12/13*	at Houston	1	1	2	0-0	0-0	0	0	0-0
10/19/13*	SMU	3	1	4	1-1	0-0	0	0	0-0
10/30/13*	Cincinnati	4	4	8	0-0	0-0	0	1	0-0
11/9/13*	UT Martin	1	1	2	0-0	0-0	0	0	0-0
11/16/13*	at USF	4	0	4	2-4	0-0	0	0	0-0
11/23/13*	at Louisville	4	0	4	1-7	1-7	0	0	0-0
11/30/13*	Temple	2	1	3	1.5-1	0-0	0	0	0-0
12/7/13*	at UConn	0	0	0	0-0	0-0	0	1	0-0
8/30/14*	Austin Peay	1	0	1	0-0	0-0	0	0	0-0
9/6/14*	at UCLA	5	0	5	2-5	1-2	0	0	0-0
9/20/14*	MTSU	2	1	3	0-0	0-0	0	0	0-0
9/27/14	at Ole Miss	3	2	5	1-4	0-0	0	0	0-0
10/4/14*	at Cincinnati	1	0	1	0-0	0-0	0	0	0-0
10/11/14*	Houston	1	2	3	2-7	0.5-3	0	0	0-0
10/25/14*	at SMU	1	1	2	0-0	0-0	0	1	0-0
10/31/14*	Tulsa	0	1	1	0-0	0-0	0	0	0-0
11/7/14*	at Temple	2	0	2	0-0	0-0	0	0	0-0
11/15/14*	at Tulane	4	0	4	0-0	0-0	0	0	0-0
11/22/14*	USF	2	0	2	1-10	0-0	1	0	0-0
11/29/14*	UConn	3	0	3	0-0	0-0	0	0	0-0
12/22/14*	vs BYU	8	3	11	3-24	2-22	1	0	0-0
9/5/15*	Missouri St	2	0	2	0-0	0-0	0	0	0-0
9/12/15*	at Kansas	6	2	8	1-1	0-0	0	0	0-0
9/19/15*	at BGSU	2	2	4	0-0	0-0	0	0	0-0
9/24/15*	Cincinnati	2	1	3	0-0	0-0	0	0	0-0
10/2/15*	at USF	2	0	2	0-0	0-0	0	0	0-0

**DORCEUS' CAREER RECEIVING STATISTICS**


YR	G/S	NO	YDS	AVG/C	TDS	LG	REC/G	AVG/G
2013	9/1	0	0	0.0	0	0	0.0	0.0
2014	4/0	1	-2	0.0	0	0	.2	0.0
2015	5/0	2	63	31.5	1	55	0.4	12.6
<b>Total</b>	<b>18/1</b>	<b>3</b>	<b>61</b>	<b>20.3</b>	<b>1</b>	<b>55</b>	<b>0.2</b>	<b>3.4</b>

**DORCEUS' CAREER HIGHS**

Rush Attempts	15, MTSU, Sep 20, 2014
Rush Yards	91, MTSU, Sep 20, 2014 (15 rush)
Long Rush	40, at UCLA, Sep 6, 2014
Pass Receptions	1 (2x), at USF, Oct 2, 2015
Receiving Yards	55, at USF, Oct 2, 2015
Long Reception	55, at USF, Oct 2, 2015
Total Offense Attempts	15, MTSU, Sep 20, 2014
Total Offense Yards	91, MTSU, Sep 20, 2014
All-Purpose Yards	91, MTSU, Sep 20, 2014
Rushing Touchdowns	2 (2x), Last vs Missouri St, Sep 5, 2015

**DORCEUS' GAME-BY-GAME RUSHING**

Date	Opponent	No	Yds	Avg	TDs	LG
9/7/13	Duke					Did Not Play
9/14/13	at MTSU					Did Not Play
9/21/13	Arkansas State	5	24	4.8	0	7
10/5/13	UCF	0	0	0.0	0	0
10/12/13	at Houston	3	5	1.7	0	4
10/19/13	SMU	1	14	14.0	0	14
10/30/13	Cincinnati					Did Not Play
11/9/13	UT Martin	1	34	34.0	0	34
11/16/13*	at USF	8	51	6.4	0	26
11/23/13	at Louisville	3	9	3.0	0	4
11/30/13	Temple	3	9	3.0	0	8
12/7/13	at UConn	6	25	4.2	0	9
8/30/14	Austin Peay	10	41	4.1	2	9
9/6/14	at UCLA	13	86	6.6	1	40
9/20/14	MTSU	15	91	6.1	1	32
9/27/14	at Ole Miss	8	19	2.4	0	15
10/4/14	at Cincinnati					Did Not Play
10/11/14	Houston					Did Not Play
10/25/14	at SMU					Did Not Play
10/31/14	Tulsa					Did Not Play
11/7/14	at Temple					Did Not Play
11/15/14	at Tulane					Did Not Play
11/22/14	USF					Did Not Play
11/29/14	UConn					Did Not Play
12/22/14	vs BYU					Did Not Play
9/5/15	Missouri St	6	19	3.2	2	9
9/12/15	at Kansas	7	49	7.0	1	14
9/19/15	at BGSU	16	75	4.7	1	17
9/24/15	Cincinnati	2	-1	0.0	0	1
10/2/15	at USF	13	33	2.5	0	11



**#95**

**DEFENSIVE END**

**MIKE EDWARDS**

**JUNIOR • TR**

**6-2 • 295**

**SUN PRAIRIE, WIS.**

**SUN PRAIRIE HS**

**IOWA WESTERN COMMUNITY COLLEGE**

**MAJOR: CRIMINOLOGY AND CRIMINAL JUSTICE**

**EDWARDS' CAREER DEFENSIVE STATISTICS**

YR	G/S	UT	AT	TOT	PD	FR	FF	TFL	SK	INT
2015	5/0	4	5	9	0	0-0	0	0.5-7	0.5-7	0-0

**EDWARDS' CAREER HIGHS**

Tackles	2, Missouri State, Sep 5, 2015
Tackles for Loss	0.5, at Kansas, Sep 12, 2015
Sacks	0.5, at Kansas, Sep 12, 2015

**EDWARDS' GAME-BY-GAME DEFENSE**

Date	Opponent	UT	AT	TT	TFL	SK	FF	PB	INT
9/5/15	Missouri St.	1	1	2	0-0	0-0	0	0	0-0
9/12/15	at Kansas	2	2	4	0.5-7	0.5-7	0	0	0-0
9/19/15	at BGSU	0	1	1	0-0	0-0	0	0	0-0
9/24/15	Cincinnati	1	0	1	0-0	0-0	0	0	0-0
10/2/15	at USF	0	1	1	0-0	0-0	0	0	0-0



**#46**

**PLACE-KICKER**

**JAKE ELLIOTT**

**JUNIOR • 2L**

**5-10 • 165**

**WESTERN SPRINGS, ILL.**

**LYONS TOWNSHIP HS**

**MAJOR: MARKETING MANAGEMENT**

**ELLIOTT'S CAREER SCORING STATISTICS**

YR	G	PAT	FGM-FGA	PTS	AVG/G
2013	12	24-24	16-18	72	6.0
2014	13	57-57	21-32	120	9.2
2015	5	30-30	7-8	51	10.2
<b>Total</b>	<b>30</b>	<b>111-111</b>	<b>44-58</b>	<b>243</b>	<b>8.1</b>

**ELLIOTT'S CAREER FIELD GOAL STATISTICS**

YR	FGM-FGA	LG	PCT	1-19	20-29	30-39	40-49	50-99
2013	16-18	56	.889	2-2	4-4	3-4	4-5	3-3
2014	21-32	54	.656	0-0	9-9	6-7	3-8	3-7
2015	7-8	52	.875	0-0	2-2	2-3	2-2	1-1
<b>Total</b>	<b>44-58</b>	<b>56</b>	<b>.759</b>	<b>2-2</b>	<b>15-15</b>	<b>11-14</b>	<b>9-15</b>	<b>7-11</b>

**ELLIOTT'S CAREER KICKOFF STATISTICS**


YR	G	NO	RET	YDS	AVG	TB	OB	FC	OSK
2013	12	50	28	3,098	62.0	21	2	0	2
2014	13	87	31	5,570	64.0	51	3	0	0
2015	5	42	12	2,705	64.4	31	1	0	0
<b>Total</b>	<b>30</b>	<b>179</b>	<b>71</b>	<b>11373</b>	<b>63.5</b>	<b>103</b>	<b>6</b>	<b>0</b>	<b>2</b>

**ELLIOTT'S CAREER HIGHS**

Points Scored	16, Tulsa, Oct 31, 2014
Kick PATs	9 (2x), Last: Missouri State, Sep 5, 2015
Points by Kicking	16, Tulsa, Oct 31, 2014
Field Goals Made	5, at Houston, Oct 12, 2013
Field Goal Attempts	5 (2x), Tulsa, Oct 31, 2014
Longest Field Goal	56, at USF, Nov 16, 2013
Tackles	3, at Houston, Oct 12, 2013

**ELLIOTT'S GAME-BY-GAME KICKING**

Date	Opponent	FG	LG	PAT	PTS	KO	AVG	TB	OB
9/7/13	Duke	0-0	0	2-2	2	3	65.0	1	0
9/14/13	at MTSU	3-3	41	0-0	9	4	64.0	2	0
9/21/13	Arkansas State	1-1	23	4-4	7	6	61.2	2	0
10/5/13	UCF	1-1	48	2-2	5	4	65.0	3	0
10/12/13	at Houston	5-5	50	0-0	15	6	64.0	1	0
10/19/13	SMU	1-2	52	2-2	5	3	61.0	0	0
10/30/13	Cincinnati	0-0	0	3-3	3	4	62.2	2	1
11/9/13	UT Martin	0-0	0	3-3	3	4	64.0	2	0
11/16/13	at USF	3-3	56	2-2	11	6	56.0	1	0
11/23/13	at Louisville	1-1	18	2-2	5	4	55.5	2	0
11/30/13	Temple	0-1	0	3-3	3	4	65.0	4	0
12/7/13	at UConn	1-1	43	1-1	4	2	65.0	1	1
8/30/14	Austin Peay	0-0	0	9-9	9	10	64.5	6	0
9/6/14	at UCLA	0-1	0	5-5	5	6	64.5	2	0
9/20/14	MTSU	2-3	29	3-3	10	7	64.9	6	0
9/27/14	at Ole Miss	1-1	40	0-0	3	2	65.0	1	0
10/4/14	at Cincinnati	2-4	20	5-5	11	8	63.8	3	0
10/11/14	Houston	1-2	31	3-3	6	5	64.0	2	0
10/25/14	at SMU	2-2	37	5-5	11	7	62.7	5	2
10/31/14	Tulsa	4-5	53	4-4	16	9	64.3	5	0
11/7/14	at Temple	3-4	42	1-1	10	4	63.8	2	1
11/15/14	at Tulane	1-2	22	5-5	8	7	62.3	5	0
11/22/14	USF	1-3	35	4-4	7	6	65.0	5	0
11/29/14	UConn	2-2	22	5-5	11	8	64.4	7	0
12/22/14	vs BYU	2-3	54	7-7	13	8	63.8	2	0
9/5/15	Missouri St	0-0	0	9-9	9	10	63.1	8	0
9/12/15	at Kansas	2-2	32	7-7	13	10	64.9	8	0
9/19/15	at BGSU	3-3	52	5-5	14	9	64.4	6	1
9/24/15	Cincinnati	1-1	0	6-6	9	9	65.1	7	0
10/2/15	at USF	1-2	49	3-3	6	4	64.8	2	0



**#77**

**OFFENSIVE LINE**

**TAYLOR FALLIN**

**SENIOR • 3L**

**6-6 • 330**

**BOWIE, MO.**

**BOWIE HS**

**HARGRAVE MILITARY ACADEMY**

**MAJOR: INTERDISCIPLINARY STUDIES**

**FALLIN'S CAREER OFFENSIVE LINE STATISTICS**

YR	GAMES/STARTS	PLAYS/TOTAL TEAM PLAYS
2012	8/2	275/520
2013	12/10	695/799
2014	13/12	890/1,012
2015	4/4	272/305
<b>Total</b>	<b>36/27</b>	<b>2,142/2,636</b>

**FALLIN'S CAREER HIGHS**


Offensive Plays	94, BYU, Dec 22, 2014
-----------------	-----------------------

**FALLIN'S GAME-BY-GAME OFFENSIVE LINE**

Date	Opponent	Position - Plays
9/1/12	UT Martin	Special Teams
9/8/12	at Arkansas State	Did Not Play
9/15/12	Middle Tennessee	Special Teams
9/22/12	at Duke	Sixth OL - 3/50
10/6/12	Rice	Left Tackle - 37/65
10/13/12*	at East Carolina	Left Tackle - 69/69
10/20/12*	at UCF	Left Tackle - 67/73
10/27/12	SMU	Did Not Play
11/3/12	at Marshall	Did Not Play

**FALLIN'S GAME-BY-GAME OFFENSIVE LINE**

Date	Opponent	Position - Plays
11/10/12	Tulane	Did Not Play
11/17/12	at UAB	Left Tackle - 47/59
11/24/12	Southern Miss	Left Tackle - 52/62
9/7/13*	Duke	Left Tackle - 57/57
9/14/13*	at Middle Tennessee	Left Tackle - 76/76
9/21/13*	Arkansas State	Left Tackle - 65/71
10/5/13*	UCF	Left Tackle - 74/74
10/12/13*	at Houston	Left Tackle - 81/81
10/19/13*	SMU	Left Tackle - 76/76
10/30/13*	Cincinnati	Left Tackle - 61/61
11/9/13*	UT Martin	Left Tackle - 61/61
11/16/13*	at USF	Left Tackle - 52/52
11/23/13*	at Louisville	Left Tackle - 59/59
11/30/13	Temple	Left Tackle - 29/62
12/7/13	at UConn	Left Tackle - 4/69
8/30/14*	Austin Peay	Left Tackle - 48/82
9/6/14*	at UCLA	Left Tackle - 81/81
9/20/14*	MTSU	Left Tackle - 86/86
9/27/14*	at Ole Miss	Left Tackle - 62/62
10/4/14*	at Cincinnati	Left Tackle - 83/94
10/11/14*	Houston	Left Tackle - 78/78
10/25/14*	at SMU	Left Tackle - 62/80
10/31/14*	Tulsa	Left Tackle - 68/72
11/7/14*	at Temple	Left Tackle - 58/68
11/15/14*	at Tulane	Left Tackle - 55/65
11/22/14	USF	Left Tackle - 43/62
11/29/14*	UConn	Left Tackle - 72/85
12/22/14*	vs BYU	Left Tackle - 94/97
9/5/15*	Missouri St	Left Tackle - 57/81
9/12/15*	at Kansas	Left Tackle - 70/79
9/19/15	at Bowling Green	Did Not Play
9/24/15*	Cincinnati	Left Tackle - 73/73
10/2/15*	at USF	Left Tackle - 72/72



**#5**

**WIDE RECEIVER**

**MOSE FRAZIER**

**R-SENIOR • 2L**

**5-11 • 190**

**MEMPHIS, TENN.**

**WHITEHAVEN HS**

**B.S.. MANAGEMENT, MAY, 2015**

**FRAZIER'S CAREER RECEIVING STATISTICS**

YR	G/S	NO	YDS	AVG/C	TDS	LG	REC/G	AVG/G
2013	12/3	18	296	16.0	1	43	1.5	24.7
2014	13/7	47	506	10.8	3	42	3.6	38.9
2015	5/5	21	279	55.8	6	44	4.2	55.8
<b>Total</b>	<b>30/15</b>	<b>86</b>	<b>1061</b>	<b>12.6</b>	<b>6</b>	<b>44</b>	<b>2.9</b>	<b>35.4</b>


**FRAZIER'S CAREER RUSHING STATISTICS**

YR	G/S	NO	YDS	AVG/C	TDS	LG	AVG/G
2013	12/3	1	16	16.0	0	16	1.3
2014	13/7	11	68	6.1	0	33	5.2
2015	3/3	6	63	10.5	1	60	21.0
<b>Total</b>	<b>28/13</b>	<b>18</b>	<b>147</b>	<b>8.2</b>	<b>1</b>	<b>60</b>	<b>5.2</b>

**FRAZIER'S CAREER HIGHS**

Points Scored	12, Missouri St, Sep 5, 2015
Touchdowns	2, Missouri St, Sep 5, 2015
Rush Attempts	3 (3x), at Bowling Green, Sep 19, 2015
Rush Yards	64, at Kansas, Sep 1

FRAZIER'S GAME-BY-GAME RECEIVING						
Date	Opponent	No	Yds	Avg	TDs	LG
11/15/14*	at Tulane	5	59	11.8	1	38
11/22/14*	USF	3	82	27.3	1	42
11/29/14*	UConn	5	16	3.2	0	5
12/22/14	vs BYU	4	31	7.8	0	16
9/5/15*	Missouri St	6	89	14.8	2	44
9/12/15*	at Kansas	4	77	19.3	0	42
9/19/15*	at BGSU	7	66	9.4	0	26
9/24/15*	Cincinnati	2	16	8.0	0	12
10/2/15*	at USF	2	31	15.5	0	19

#98	DEFENSIVE LINEMAN
	<b>JARED GENTRY</b>
	FRESHMAN • HS
	6-2 • 325
	OPELIKA, ALA.
	OPELIKA HS
	MAJOR: COMMUNICATION


GENTRY'S CAREER DEFENSIVE STATISTICS										
YR	G/S	UT	AT	TOT	PD	FR	FF	TFL	SK	INT
2015	4/0	3	0	3	0	0-0	0	0-0	0-0	0-0

GENTRY'S CAREER HIGHS	
Tackles	1 (3x) at USF, Oct 2, 2015

GENTRY'S GAME-BY-GAME DEFENSE									
Date	Opponent	UT	AT	TT	TFL	SK	FF	PB	INT
9/5/15	Missouri St.	1	0	1	0-0	0-0	0	0	0-0
9/12/15	at Kansas	1	0	1	0-0	0-0	0	0	0-0
9/15/15	at BGSU	Did Not Play							
9/24/15	Cincinnati	0	0	0	0-0	0-0	0	0	0-0
10/2/15	at USF	1	0	1	0-0	0-0	0	0	0-0

#50	LINEBACKER
	<b>LENARD HARDEN</b>
	SOPHOMORE • 1L
	5-11 • 205
	MEMPHIS, TENN.
	RIDGEWAY HS
	MAJOR: ORGANIZATIONAL LEADERSHIP

HARDEN'S CAREER DEFENSIVE STATISTICS										
YR	G/S	UT	AT	TOT	PD	FR	FF	TFL	SK	INT
2013	7/0	0	0	0	0	0-0	0	0-0	0-0	0-0
2014	2/0	0	0	0	0	0-0	0	0-0	0-0	0-0
2015	5/0	0	0	0	0	0-0	0	0-0	0-0	0-0
Total	12/0	0	0	0	0	0-0	0	0-0	0-0	0-0

#26	RUNNING BACK
	<b>JAMARIUS HENDERSON</b>
	FRESHMAN • HS
	5-11 • 210
	MIDLAND CITY, ALA.
	DALE COUNTY HS
	MAJOR: PHYSICAL EDUCATION


HENDERSON'S CAREER RUSHING STATISTICS							
YR	G/S	NO	YDS	AVG/C	TDS	LG	AVG/G
2015	5/0	27	151	5.6	2	26	30.2

HENDERSON'S CAREER RECEIVING STATISTICS							
YR	G/S	NO	YDS	AVG/C	TDS	LG	AVG/G
2015	5/0	0	0	0.0	0	0.0	0.0

HENDERSON'S CAREER HIGHS	
Points Scored	6, Last at Kansas, Sep 12, 2015
Touchdowns	1, Last at Kansas, Sep 12, 2015
Rush Attempts	15, vs Missouri St, Sep 5, 2015
Rush Yards	77, at Kansas, Sep 12, 2015
Rushing Touchdowns	1, Last at Kansas, Sep 12, 2015
Long Rush	26, vs Missouri St, Sep 5, 2015
Total Offense Attempts	15, vs Missouri St, Sep 5, 2015
Total Offense Yards	77, Last at Kansas, Sep 12, 2015
All-Purpose Yards	77, Last at Kansas, Sep 12, 2015

HENDERSON'S GAME-BY-GAME RUSHING					
Date	Opponent	No	Yds	Avg	TDs
9/5/15	Missouri St	15	81	4.9	1

HENDERSON'S GAME-BY-GAME RUSHING						
Date	Opponent	No	Yds	Avg	TDs	LG
9/12/15	at Kansas	11	77	7.0	1	16
9/19/15	at BGSU	Did Not Play				
9/24/15	Cincinnati	1	1	1.0	0	1
10/25/15*	at USF	0	0	0	0	0


#10	QUARTERBACK
	<b>CLAY HOLGORSEN</b>
	R-FRESHMAN • SQ
	6-1 • 195
	KATY, TEXAS
	JAMES E. TAYLOR HS
	MAJOR: UNDECLARED

HOLGORSEN'S CAREER PASSING STATISTICS										
YR	G/S	CMP	ATT	INT	YDS	TD	LG	PCT	AVG/P	AVG/G
2015	2/0	9	10	0	96	1	17	90.0	9.6	48.0

HOLGORSEN'S CAREER RUSHING STATISTICS							
YR	G/S	NO	YDS	AVG/C	TDS	LG	AVG/G
2015	2/0	2	6	3.0	0	3	3.0

HOLGORSEN'S CAREER HIGHS	
Pass Attempts	8, Missouri St, Sep 5, 2015
Pass Completions	7, Missouri St, Sep 5, 2015
Pass Yards	80, Missouri St, Sep 5, 2015
Pass TDs	1, Missouri St, Sep 5, 2015
Long Pass	17, Missouri St, Sep 5, 2015
Total Offense Attempts	8, (8 pass, 0 run), Missouri St, Sep 5, 2015
Total Offense Yards	80, (80 pass, 0 run), Missouri St, Sep 5, 2015

LYNCH'S GAME-BY-GAME PASSING						
Date	Opponent	Att	Comp	YDS	INT	LG
9/5/15	Missouri St	8	7	80	0	17
9/12/15	at Kansas	2	2	16	0	9

#91	DEFENSIVE LINE
	<b>RICKY HUNTER</b>
	R-SENIOR • 3L
	6-3 • 290
	AUBURN, ALA.
	LOACHAPOKA HS
	MAJOR: INTERDISCIPLINARY STUDIES

HUNTER'S CAREER DEFENSIVE STATISTICS										
YR	G/S	UT	AT	TOT	PD	FR	FF	TFL	SK	INT
2012	12/5	12	13	25	1	1-0	1	6.5-47	3-36	0-0
2013	12/8	23	13	36	0	1-0	0	12.5-44	4.5-25	0-0
2014	13/2	14	4	18	2	0-0	0	7.5-20	3.5-9	0-0
2015	5/2	4	3	7	0	0-0	0	1.5-3	0-0	0-0
Total	41/17	53	33	85	3	2-0	1	28-114	11-70	0-0

HUNTER'S CAREER HIGHS	
Tackles	8, Temple, Nov 30, 2013
Sacks	1.5, Temple, Nov 30, 2013
Tackles for Loss	3.0, UT Martin, Nov 9, 2013
Fumbles Forced	1, East Carolina, Oct 13, 2012
Fumbles Recovered	1 (2x), Houston, Oct 12, 2013
Pass Breakups	1 (3x), Houston, Oct 11, 2014
All-Purpose Yards	6, SMU, Oct 19, 2013
Kick Returns	1 (2x), UT Martin, Nov 9, 2013
Kick Return Yards	6, SMU, Oct 19, 2013
Long Kick Return	6, SMU, Oct 19, 2013

HUNTER'S GAME-BY-GAME DEFENSE										
Date	Opponent	UT	AT	TT	TFL	SK	FF	PB	INT	
9/1/12	UT Martin	0	4	4	0-0	0-0	0	0	0-0	
9/8/12*	at Arkansas St	0	1	1	0-0	0-0	0	0	0-0	
9/15/12*	MTSU	1	0	1	0-0	0-0	0	0	0-0	
9/22/12	at Duke	2	2	4	1-2	0-0	0	0	0-0	
10/6/12	Rice	1	0	1	0-0	0-0	0	0	0-0	
10/13/12*	at ECU	2	0	2	2-14	1-13	1	1	0-0	
10/20/12*	at UCF	1	0	1	1-4	0-0	0	0	0-0	
10/27/12*	SMU	1	2	3	0	0-0	0	0	0-0	
11/3/12	at Marshall	1	0	1	1-11	1-11	0	0	0-0	
11/10/12	Tulane	1	0	1	0-0	0-0	0	0	0-0	
11/17/12	at UAB	2	0	2	1-12	1-12	0	0	0-0	
11/24/12	Southern Miss	0	4	4	0.5-4	0-0	0	1	0-0	
9/7/13	Duke	0	0	0	0-0	0-0	0	0	0-0	
9/14/13	at MTSU	3	0	3	1-2	0-0	0	0	0-0	
9/21/13	Arkansas State	1	1	2	0-0	0-0	0	0	0-0	
10/5/13	UCF	0	0	0	0-0	0-0	0	0	0-0	
10/12/13*	at Houston	0	4	4	0.5-2	0-0	0	0	0-0	
10/19/13*	SMU	3	1	4	0.5-1	0-0	0	0	0-0	
10/30/13*	Cincinnati	2	1	3	2-3	1-2	0	0	0-0	


HUNTER'S GAME-BY-GAME DEFENSE									
Date	Opponent	UT	AT	TT	TFL	SK	FF	PB	INT
11/9/13*	UT Martin	4	0	4	3-11	1-9	0	0	0-0
11/16/13*	at USF	0	0	0	0-0	0-0	0	0	0-0
11/23/13*	at Louisville	4	0	4	2-4	1-2	0	0	0-0
11/30/13*	Temple	4	4	8	2.5-15	1.5-12	0	0	0-0
12/7/13	UConn	2	2	4	1-6	0-0	0	0	0-0
8/30/14	Austin Peay	0	0	0	0-0	0-0	0	0	0-0
9/6/14	at UCLA	1	0	1	1-3	0-0	0	0	0-0
9/20/14*	MTSU	1	1	2	0-0	0-0	0	0	0-0
9/27/14*	at Ole Miss	2	0	2	1-4	0-0	0	0	0-0
10/4/14	at Cincinnati	1	2	3	0-0	0-0	0	1	0-0
10/11/14	Houston	2	1	3	1.5-5	0.5-2	0	1	0-0
10/25/14	at SMU	2	0	2	1-2	1-2	0	0	0-0
10/31/14	Tulsa	2	0	2	1-9	1-9	0	0	0-0
11/7/14	at Temple	0	0	0	0-0	0-0	0	0	0-0
11/15/14	at Tulane	1	0	1	1-1	0-0	0	0	0-0
11/22/14	USF	1	0	1	1-4	1-4	0	0	0-0
11/29/14	UConn	0	0	0	0-0	0-0	0	0	0-0
12/22/14	vs BYU	1	0	1	0-0	0-0	0	0	0-0
9/5/15*	Missouri St	1	0	1	0-0	0-0	0	0	0-0
9/12/15	at Kansas	0	0	0	0-0	0-0	0	0	0-0
9/19/15	at BGSU	1	2	3	0.5-2	0-0	0	0	0-0
9/24/15*	Cincinnati	2	0	2	1-2	0-0	0	0	0-0
10/2/15	at USF	0	2	2	0-0	0-0	0	0	0-0

#83	WIDE RECEIVER
	<b>DANIEL HURD</b>
	R-JUNIOR • 2L
	6-2 • 220
	MEMPHIS, TENN.
	WOODDALE HS
	MAJOR: SUPPLY CHAIN MANAGEMENT

HURD'S CAREER RECEIVING STATISTICS								
YR	G/S	NO	YDS	AVG/C	TDS	LG	REC/G	AVG/G
2013	11/2	8	91	11.4	0	27	0.7	8.3
2014	5/0	1	28	28.0	0	28	0.2	5.6
2015	4/0	1	6	6.0	0	6	0.2	1.5
Total	20/2	10	125	12.5	0	28	0.5	6.3

HURD'S CAREER HIGHS	
Receptions	2 (2x), last vs SMU, Oct 19, 2013
Receiving Yards	32, Arkansas State, Sep 21, 2013 (2 rec)
Long Reception	28, vs Austin Peay, Aug 30, 2014
All-Purpose Yards	32, Arkansas State, Sep 21, 2013
Tackles	1 (2x), last vs UT Martin, Nov 9, 2013

HURD'S GAME-BY-GAME RECEIVING						
Date	Opponent	No	Yds	Avg	TDs	LG
9/7/13	Duke	Did Not Play				
9/14/13	at MTSU	0	0	0.0	0	0
9/21/13	Arkansas State	2	32	16.0	0	27
10/5/13	UCF	1	9	9.0	0	9
10/12/13*	at Houston	0	0	0.0	0	0
10/19/13	SMU	2	14	7.0	0	8
10/30/13	Cincinnati	1	12	12.0	0	12
11/9/13	UT Martin	1	8	8.0	0	8
11/16/13	at USF	0	0	0.0	0	0
11/23/13*	at Louisville	0	0	0.0	0	0
11/30/13	Temple	0	0	0.0	0	0
12/7/13	at UConn	1	16	16.0	0	16
8/30/14	Austin Peay	1	28	28.0	0	28
9/6/14	at UCLA	Did Not Play				
9/20/14	MTSU	Did Not Play				
9/27/14	at Ole Miss	0	0	0.0	0	0
10/4/14	at Cincinnati	Did Not Play				
10/11/14	Houston	Did Not Play				
10/25/14	at SMU	0	0	0.0	0	0
10/31/14	Tulsa	Did Not Play				
11/7/14	at Temple	Did Not Play				
11/15/14	at Tulane	0	0	0.0	0	0
11/22/14	USF	Did Not Play				
11/29/14	UConn	0	0	0.0	0	0
12/22/14	at BYU	Did Not Play				
9/5/15	Missouri St	1	6	6.0	0	6
9/12/15	at Kansas	0	0	0.0	0	0
9/19/15	at BGSU	0	0	0.0	0	0
9/24/15	Cincinnati	0	0	0.0	0	0



**#47** **PUNTER**  
**NICK JACOBS**  
SOPHOMORE • 1L  
6-1 • 195  
MELBOURNE, VICTORIA, AUSTRALIA  
BRIGHTON GRAMMAR SCHOOL  
MAJOR: INTERDISCIPLINARY STUDIES

**JACOBS' CAREER PUNTING STATISTICS**

YR	G	NO	YDS	AVG	LG	BL	TB	FC	50+	I20
2014	10	16	531	33.2	42	0	0	8	0	16
2015	2	1	47	47.0	47	0	1	0	0	0
<b>Total</b>	<b>12</b>	<b>17</b>	<b>578</b>	<b>34.0</b>	<b>47</b>	<b>0</b>	<b>1</b>	<b>8</b>	<b>0</b>	<b>16</b>

**JACOBS' CAREER HIGHS**

Punt Attempts	6, USF, Oct 2, 2015
Punt Yards	216, USF, Oct 2, 2015
Longest Punt	47, at Kansas, Sep 12, 2015

**JACOBS' GAME-BY-GAME PUNTING**

Date	Opponent	No	Yds	Avg	LG	TB	FC	50+	I20
8/30/14	Austin Peay	Did Not Play							
9/6/14	at UCLA	Did Not Play							
9/20/14	MTSU	4	142	35.5	42	0	2	0	4
9/27/14	at Ole Miss	1	29	29.0	29	0	0	0	1
10/4/14	at Cincinnati	2	51	25.5	28	2	2	0	2
10/11/14	Houston	1	42	42.0	42	0	0	0	1
10/25/14	at SMU	Did Not Play							
10/31/14	Tulsa	1	32	32.0	32	0	1	0	1
11/7/14	at Temple	1	34	34.0	34	0	0	0	1
11/15/14	at Tulane	1	26	26.0	26	0	1	0	1
11/22/14	USF	3	109	36.3	42	0	1	0	3
11/29/14	UConn	1	30	30.0	30	0	1	0	1
12/22/14	vs BYU	1	36	36.0	36	0	0	0	1
9/5/15	Missouri St	Did Not Play							
9/12/15	at Kansas	1	47	47.0	47	1	0	0	0
9/19/15	at BGSU	0	0	0.0	0	0	0	0	0
9/24/15	Cincinnati	Did Not Play							
10/2/15	at USF	6	216	36.0	41	0	4	0	6



**#15** **DEFENSIVE END**  
**CHRISTIAN JOHNSON**  
R-SOPHOMORE • 1L  
6-5 • 255  
MEMPHIS, TENN.  
SOUTHWIND HS  
MAJOR: INTERDISCIPLINARY STUDIES

**JOHNSON'S CAREER DEFENSIVE STATISTICS**

YR	G/S	UT	AT	TOT	PD	FR	FF	TFL	SK	INT
2014	7/0	0	0	0	0	0-0	0	0-0	0-0	0-0
2015	5/3	4	2	6	0	0-0	0	1-6	1-6	0-0
<b>Total</b>	<b>12/3</b>	<b>4</b>	<b>2</b>	<b>6</b>	<b>0</b>	<b>0-0</b>	<b>0</b>	<b>1-6</b>	<b>1-6</b>	<b>0-0</b>

**JOHNSON'S CAREER HIGHS**

Tackles	2, at Bowling Green, Sep 19, 2015
---------	-----------------------------------

**JOHNSON'S GAME-BY-GAME DEFENSE**

Date	Opponent	UT	AT	TOT	TFL	SK	FF	PB	INT
9/5/15	Missouri St.	1	0	1	0-0	0-0	0	0	0-0
9/12/15	at Kansas	0	1	1	0-0	0-0	0	0	0-0
9/19/15*	at BGSU	1	1	2	1-6	1-6	0	0	0-0
9/24/15*	Cincinnati	1	0	1	0-0	0-0	0	0	0-0
10/2/15*	at USF	1	0	0	0-0	0-0	0	0	0-0



**#87** **WIDE RECEIVER**  
**TEVIN JONES**  
R-SENIOR • 3L  
6-2 • 225  
LEAGUE CITY, TEXAS  
CLEAR CREEK HS  
MAJOR: INTERDISCIPLINARY STUDIES

**JONES' CAREER RECEIVING STATISTICS**

YR	G/S	NO	YDS	AVG/C	TDS	LG	REC/G	AVG/G
2011	1/0	0	0	0.0	0	0	0.0	0.0
2012	12/1	10	165	16.5	1	52	0.8	13.8
2013	12/7	25	292	11.7	1	45	2.1	24.3
2014	13/10	33	442	13.4	3	33	2.5	34.0
2015	5/5	10	190	19.0	2	48	2.0	38.0
<b>Total</b>	<b>43/26</b>	<b>78</b>	<b>1089</b>	<b>14.0</b>	<b>7</b>	<b>52</b>	<b>1.8</b>	<b>25.3</b>

**JONES' CAREER RUSHING STATISTICS**

YR	G/S	NO	YDS	AVG/C	TDS	LG	AVG/G
2011	1/0	0	0	0.0	0	0	0.0
2012	12/1	10	32	3.2	1	9	2.7
2013	12/7	2	12	6.0	0	8	1.0
2014	13/10	1	0	0.0	0	0	0.0
2015	5/5	1	0	0.0	0	0	0.0
<b>Total</b>	<b>43/23</b>	<b>14</b>	<b>44</b>	<b>3.1</b>	<b>1</b>	<b>9</b>	<b>1.0</b>

**JONES' CAREER HIGHS**


Points Scored	6 (7x), UConn, Nov 29, 2014
Touchdowns	1 (7x) UConn, Nov 29, 2014
Rush Attempts	3 (2x), last Southern Miss, Nov 24, 2012
Rush Yards	19, Southern Miss, Nov 24, 2012 (3 rush)
Rush TDs	1, at Duke, Sep 22, 2012
Long Rush	9, Southern Miss, Nov 24, 2012
Receptions	6, Houston, Oct 11, 2014
Receiving Yards	88, Southern Miss, Nov 24, 2012 (4 rec)
Receiving TDs	1 (5x), UConn, Nov 29, 2014
Long Reception	52, Tulane, Nov 10, 2012
Total Offense Attempts	3 (2x), last So. Miss, Nov 24, 2012 (3 rush, 0 pass)
Total Offense Yards	88, Southern Miss, Nov 24, 2012
All-Purpose Yards	107, Southern Miss, Nov 24, 2012
Blocked Kicks	1 (2x), Temple, Nov 7, 2014

**JONES' GAME-BY-GAME RECEIVING**

Date	Opponent	No	Yds	Avg	TDs	LG
9/1/12	UT Martin	0	0	0.0	0	0
9/8/12	at Arkansas State	0	0	0.0	0	0
9/15/12	Middle Tennessee	0	0	0.0	0	0
9/22/12	at Duke	1	4	4.0	0	4
10/6/12	Rice	2	5	2.5	0	4
10/13/12*	at East Carolina	0	0	0.0	0	0
10/20/12	at UCF	0	0	0.0	0	0
10/27/12	SMU	1	5	5.0	0	5
11/3/12	at Marshall	1	11	11.0	0	11
11/10/12	Tulane	1	52	52.0	1	52
11/17/12	at UAB	0	0	0.0	0	0
11/24/12	Southern Miss	4	88	22.0	0	38
9/7/13*	Duke	2	49	24.5	0	45
9/14/13*	at MTSU	5	55	11.0	0	17
9/21/13*	Arkansas State	1	3	3.0	0	3
10/5/13*	UCF	4	63	15.8	0	24
10/12/13	at Houston	4	49	12.3	0	23
10/19/13*	SMU	1	9	9.0	0	9
10/30/13*	Cincinnati	3	27	9.0	1	11
11/9/13*	UT Martin	1	8	8.0	0	8
11/16/13	at USF	1	9	9.0	0	9
11/23/13	at Louisville	0	0	0.0	0	0
11/30/13	Temple	1	7	7.0	0	7
12/7/13	at UConn	2	13	6.5	0	8
8/30/14*	Austin Peay	4	31	7.8	0	14
9/6/14*	at UCLA	3	74	24.7	0	33
9/20/14	MTSU	1	1	1.0	0	1
9/27/14	at Ole Miss	1	4	4.0	0	4
10/4/14*	at Cincinnati	5	70	14.0	1	23
10/11/14*	Houston	6	72	12.0	1	18
10/25/14*	at SMU	5	70	14.0	0	22
10/31/14*	Tulsa	2	34	17.0	0	22
11/7/14*	at Temple	2	18	9.0	0	12
11/15/14*	Tulane	2	52	26.0	0	30
11/22/14*	at USF	1	4	4.0	0	4
11/29/14*	UConn	1	12	12.0	1	12
12/22/14	vs BYU	0	0	0.0	0	0
9/15/15*	Missouri St	0	0	0.0	0	0
9/12/15*	at Kansas	2	21	10.5	0	15
9/19/15*	at BGSU	3	98	32.7	1	48
9/24/15*	Cincinnati	4	64	16.0	0	21
10/2/15*	USF	1	7	7.0	0	7

**JONES' GAME-BY-GAME RUSHING**

Date	Opponent	No	Yds	Avg	TDs	LG
9/22/12	Duke	1	2	2.0	1	2
10/6/12	Rice	3	11	3.7	0	6
10/13/12*	at East Carolina	2	1	0.5	0	2
11/10/12	Tulane	1	-1	-1.0	0	0
11/24/12	Southern Miss	3	19	6.3	0	9
9/14/13	at MTSU	1	4	4.0	0	4
10/30/13	Cincinnati	1	8	8.0	0	8
10/25/14*	SMU	1	0	0.0	0	0



**#43** **DEFENSIVE BACK**  
**DEANDRE JORDAN**  
SOPHOMORE • TR  
6-0 • 200  
SYLMAR, CALIF.  
SYLMAR HS  
PIERCE COLLEGE  
MAJOR: UNDECLARED

**JORDAN'S CAREER DEFENSIVE STATISTICS**


YR	G/S	UT	AT	TOT	PD	FR	FF	TFL	SK	INT
2015	4/0	1	0	1	0	0-0	0	0-0	0-0	0-0

**JORDAN'S CAREER HIGHS**

Tackles	1, vs Missouri St, Sep 5, 2015
---------	--------------------------------

**JORDAN'S GAME-BY-GAME DEFENSE**

Date	Opponent	UT	AT	TOT	TFL	SK	FF	PB	INT
9/5/15	Missouri St.	1	0	1	0-0	0-0	0	0	0-0
9/12/15	at Kansas	0	0	0	0-0	0-0	0	0	0-0
9/19/15	at BGSU	Did Not Play							
9/24/15	Cincinnati	0	0	0	0-0	0-0	0	0	0-0



**#57** **OFFENSIVE LINE**  
**ALEXANDER KARR**  
R-SOPHOMORE • 1L  
6-5 • 285  
BARTLETT, TENN.  
CHRISTIAN BROTHERS HS  
MAJOR: MARKETING MANAGEMENT

**KARR'S CAREER OFFENSIVE LINE STATISTICS**

YR	GAMES/STARTS	PLAYS/TOTAL TEAM PLAYS
2014	3/0	30/915

**KARR'S CAREER HIGHS**

Offensive Plays	18, vs Austin Peay, Aug 30, 2014
-----------------	----------------------------------

**KARR'S GAME-BY-GAME OFFENSIVE LINE**

Date	Opponent	Position - Plays
8/30/14	Austin Peay	Right Tackle - 18/82
9/6/14	at UCLA	Did Not Play
9/20/14	MTSU	Did Not Play
9/27/14	at Ole Miss	Did Not Play
10/4/14	Cincinnati	Did Not Play
10/11/14	Houston	Did Not Play
10/25/14	at SMU	Right Tackle - 9/80
10/31/14	Tulsa	Did Not Play
11/7/14	at Temple	Did Not Play
11/15/14	at Tulane	Did Not Play
11/22/14	USF	Did Not Play
11/29/14	UConn	Right Tackle - 3/85
12/22/14	vs BYU	Did Not Play



**#71** **OFFENSIVE LINE**  
**GABE KUHN**  
R-SOPHOMORE • 1L  
6-4 • 295  
WILDWOOD, MO.  
LAFAYETTE HS  
MAJOR: JOURNALISM / NEWS

**KUHN'S CAREER OFFENSIVE LINE STATISTICS**

YR	GAMES/STARTS	PLAYS/TOTAL TEAM PLAYS
2014	13/13	797/1,012
2015	4/4	242/314
<b>Total</b>	<b>17/17</b>	<b>1,039/1,326</b>


**KUHN'S CAREER HIGHS**

Offensive Plays	97, BYU, Dec 22, 2014
-----------------	-----------------------

**KUHN'S GAME-BY-GAME OFFENSIVE LINE**

Date	Opponent	Position - Plays
8/30/14*	Austin Peay	Center - 47/82
9/6/14*	at UCLA	Center - 41/82
9/20/14*	MTSU	Center - 68/86
9/27/14*	at Ole Miss	Center - 62/62
10/4/14*	at Cincinnati	Center - 80/94
10/11/14*	Houston	Center - 65/78
10/25/14*	at SMU	Center - 42/80
10/31/14*	Tulsa	Center - 68/72
11/7/14*	at Temple	Center - 58/68
11/15/14*	at Tulane	Center - 25/65
11/22/14*	USF	Center - 62/62
11/25/14*	UConn	Center - 82/85
12/22/14*	vs BYU	Center - 97/97
9/5/15	Missouri State	Did Not Play
9/12/15*	at Kansas	Center/Right Guard - 54/79
9/19/15*	at Bowling Green	Right Guard - 84/90
9/24/15*	Cincinnati	Right Guard - 32/73
10/2/15*	at USF	Right Guard - 72/72






**#54 OFFENSIVE LINEMAN**  
**DREW KYSER**  
 FRESHMAN • HS  
 6-5 • 300  
 OPELIKA, ALA.  
 OPELIKA HS  
 MAJOR: HISTORY

KYSER'S CAREER OFFENSIVE LINE STATISTICS		
YR	GAMES/STARTS	PLAYS/TOTAL TEAM PLAYS
2015	5/4	364/395

KYSER'S CAREER HIGHS	
Offensive Plays	90, at Bowling Green, Sep 19, 2015

KYSER'S GAME-BY-GAME OFFENSIVE LINE		
Date	Opponent	Position - Plays
9/5/15*	Missouri St	Center - 63/81
9/12/15	at Kansas	Center - 66/79
9/19/15*	at Bowling Green	Center - 90/90
9/24/15*	Cincinnati	Center - 73/73
10/2/15*	at USF	Center - 72/72



**#12 DEFENSIVE BACK**  
**CHAUNCEY LANIER**  
 R-JUNIOR • 2L  
 5-10 • 185  
 DAVIE, FLA.  
 NOVA HS  
 MAJOR: SPORTS MANAGEMENT

LANIER'S CAREER DEFENSIVE STATISTICS											
YR	G/S	UT	AT	TOT	PD	FR	FF	TFL	SK	INT	
2013	7/0	0	0	0	0	0-0	0	0-0	0-0	0-0	0-0
2014	13/0	0	1	1	0	0-0	0	0-0	0-0	0-0	0-0
2015	5/2	14	1	15	3	0-0	0	0-0	0-0	0-0	0-0
Total	25/2	14	1	14	3	0-0	0	0-0	0-0	0-0	0-0

LANIER'S CAREER HIGHS	
Tackles	5, at Kansas, Sep 12, 2015
Pass Breakups	3, at Bowling Green, Sep 19, 2015

LANIER'S GAME-BY-GAME DEFENSE											
Date	Opponent	UT	AT	TOT	TFL	SK	FF	PB	INT		
8/30/14	Austin Peay	0	1	1	0-0	0-0	0	0	0-0		
9/6/14	at UCLA	0	0	0	0-0	0-0	0	0	0-0		
9/20/14	MTSU	0	0	0	0-0	0-0	0	0	0-0		
9/27/14	at Ole Miss	0	0	0	0-0	0-0	0	0	0-0		
10/4/14	at Cincinnati	0	0	0	0-0	0-0	0	0	0-0		
10/11/14	Houston	0	0	0	0-0	0-0	0	0	0-0		
10/25/14	at SMU	0	0	0	0-0	0-0	0	0	0-0		
10/31/14	Tulsa	0	0	0	0-0	0-0	0	0	0-0		
11/7/14	at Temple	0	0	0	0-0	0-0	0	0	0-0		
11/15/14	at Tulane	0	0	0	0-0	0-0	0	0	0-0		
11/22/14	USF	0	0	0	0-0	0-0	0	0	0-0		
11/29/14	UConn	0	0	0	0-0	0-0	0	0	0-0		
12/22/14	vs BYU	0	0	0	0-0	0-0	0	0	0-0		
9/5/15	Missouri St	1	0	1	0-0	0-0	0	0	0-0		
9/12/15*	at Kansas	5	0	5	0-0	0-0	0	0	0-0		
9/19/15	at BGSU	4	0	4	0-0	0-0	0	3	0-0		
9/24/15*	Cincinnati	3	0	3	0-0	0-0	0	0	0-0		
10/2/15*	at USF	1	0	1	0-0	0-0	0	0	0-0		




**#34 RUNNING BACK**  
**DARIUS LEE**  
 R-SENIOR • SQ  
 5-9 • 175  
 TAMPA, FLA.  
 BRANDON SENIOR HS  
 CENTRAL CONNECTICUT STATE  
 MAJOR: COMMUNICATIONS STUDIES

LEE'S CAREER RUSHING STATISTICS							
YR	G/S	NO	YDS	AVG/C	TDS	LG	AVG/G
2015	1/0	1	4	4.0	0	0	4.0

LEE'S CAREER HIGHS	
Rush Attempts	1, vs Missouri St, Sep 5, 2015
Rush Yards	4, vs Missouri St, Sep 5, 2015
Long Rush	4, vs Missouri St, Sep 5, 2015

LEE'S GAME-BY-GAME RUSHING						
Date	Opponent	No	Yds	Avg	TDs	LG
9/5/15	Missouri St	1	4	4.0	0	4



**#12 QUARTERBACK**  
**PAXTON LYNCH**  
 R-JUNIOR • 2L  
 6-7 • 245  
 DELTONA, FLA.  
 TRINITY CHRISTIAN ACADEMY  
 MAJOR: SPORTS MANAGEMENT

LYNCH'S CAREER PASSING STATISTICS											
YR	G/S	CMP	ATT	INT	YDS	TD	LG	PCT	AVG/P	AVG/G	
2013	12/12	203	349	10	2,056	9	47	58.2	5.9	171.3	
2014	13/13	259	413	9	3,031	22	54	62.7	7.3	233.1	
2015	5-5	103	146	0	1,535	10	82	70.5	10.5	307.0	
Total	30/30	565	908	19	6,622	41	82	62.2	7.3	220.7	

LYNCH'S CAREER RUSHING STATISTICS							
YR	G/S	NO	YDS	AVG/C	TDS	LG	AVG/G
2013	12/12	88	127	1.4	2	24	10.6
2014	13/13	113	321	2.8	13	29	24.6
2015	5/5	36	116	3.2	1	20	23.2
Total	30/30	237	564	2.4	16	29	18.8

LYNCH'S CAREER HIGHS	
Rush Attempts	15, Houston, Oct 11, 2014
Rush Yards	51, USF, Nov 16, 2013
Rushing TDs	3, BYU, Dec 22, 2014
Long Rush	29, Tulane, Nov 15, 2014
Pass Attempts	46, BYU, Dec 22, 2014
Pass Completions	29, at Bowling Green, Sep 19, 2015
Pass Yards	412, Cincinnati, Sep 24, 2015
Pass TDs	4 (2x), BYU, Dec 22, 2014
Had Intercepted	3 (2x), BYU, Dec 22, 2014
Long Pass	82, Cincinnati, Sep 24, 2015
Total Offense Attempts	59, BYU, Dec 22, 2014 (13 rush, 46 pass)
Total Offense Yards	464, Cincinnati, Sep 24, 2015 (52 rush, 412 pass)
All-Purpose Yards	51, at USF, Nov 16, 2013

LYNCH'S GAME-BY-GAME PASSING						
Date	Opponent	Att	Comp	Yds	INT	TD
9/7/13*	Duke	24	14	148	0	0
9/14/13*	at MTSU	27	19	170	2	1
9/21/13*	Arkansas State	26	17	176	0	1
10/5/13*	UCF	38	20	279	2	0
10/12/13*	at Houston	41	21	222	0	0
10/19/13*	SMU	36	26	198	1	1
10/30/13*	Cincinnati	33	17	140	1	2
11/9/13*	UT Martin	22	15	189	1	1
11/16/13*	at USF	13	6	59	1	0
11/23/13*	at Louisville	23	11	144	1	1
11/30/13*	Temple	29	19	162	0	1
12/7/13*	UConn	18	37	169	1	1
8/30/14*	Austin Peay	27	20	242	1	2
9/6/14*	at UCLA	41	27	305	0	1
9/20/14*	MTSU	35	21	219	1	2
9/27/14*	at Ole Miss	31	13	81	1	0
10/4/14*	at Cincinnati	25	18	311	0	2
10/11/14*	Houston	37	23	243	3	2
10/25/14*	at SMU	23	17	307	0	1
10/31/14*	Tulsa	31	18	183	0	0
11/7/14*	at Temple	28	21	230	0	1
11/15/14*	at Tulane	25	14	178	0	1
11/22/14*	USF	23	18	232	0	2
11/29/14*	UConn	41	22	194	0	4
12/22/14*	vs BYU	24	46	306	3	4
9/5/15*	Missouri St	8	12	78	0	1
9/12/15*	at Kansas	22	25	354	0	2
9/19/15*	at BGSU	29	40	386	0	3

LYNCH'S GAME-BY-GAME PASSING							
Date	Opponent	Att	Comp	Yds	INT	TD	LG
9/24/15*	Cincinnati	24	36	412	0	2	82
10/2/15*	at USF	20	33	305	0	2	55

LYNCH'S GAME-BY-GAME RUSHING						
Date	Opponent	No	Yds	Avg	TDs	LG
9/7/13*	Duke	8	29	3.6	0	11
9/14/13*	MTSU	13	1	0.1	0	9
9/21/13*	Arkansas State	4	14	3.5	0	9
10/5/13*	UCF	9	-18	-2.0	0	6
10/12/13*	Houston	7	-7	-1.0	0	3
10/19/13*	SMU	12	-5	-0.4	0	12
10/30/13*	Cincinnati	4	2	0.5	0	6
11/9/13*	UT Martin	7	3	0.4	1	24
11/16/13*	USF	6	51	8.5	0	19
11/23/13*	Louisville	8	26	3.3	1	15
11/30/13*	Temple	3	24	8.0	0	20
12/7/13*	UConn	7	7	1.0	0	7
8/30/14*	Austin Peay	5	34	6.8	2	15
9/6/14*	UCLA	10	27	2.7	1	8
9/20/14*	MTSU	5	16	3.2	0	8
9/27/14*	Ole Miss	9	-24	-2.7	0	6
10/4/14*	Cincinnati	12	45	3.8	2	10
10/11/14*	Houston	15	35	2.3	1	24
10/25/14*	SMU	6	-6	-1.0	0	11
10/31/14*	Tulsa	6	47	7.8	1	14
11/7/14*	Temple	7	-1	-0.1	0	4
11/15/14*	Tulane	8	26	3.2	1	29
11/22/14*	USF	8	44	5.5	2	24
11/29/14*	UConn	9	40	4.4	0	19
12/22/14*	BYU	13	38	2.9	3	11
9/5/15*	Missouri St	3	27	9.0	0	20
9/12/15*	at Kansas	6	14	2.3	0	14
9/19/15*	at BGSU	7	17	2.4	0	15
9/24/15*	Cincinnati	11	52	4.7	0	17
10/2/15*	at USF	9	6	0.7	1	9




**#74 OFFENSIVE LINEMAN**  
**RYAN MACK**  
 SENIOR • TR  
 6-5 • 310  
 MEMPHIS, TENN.  
 WOODDALE HS  
 LOUISVILLE  
 B.S., JUSTICE ADMINISTRATION, DEC., 2014

MACK'S CAREER OFFENSIVE LINE STATISTICS		
YR	GAMES/STARTS	PLAYS/TOTAL TEAM PLAYS
2015	5/3	177/395

MACK'S CAREER HIGHS	
Offensive Plays	57, vs Missouri State, Sep 5, 2015

MACK'S GAME-BY-GAME OFFENSIVE LINE		
Date	Opponent	Position - Plays
9/5/15*	Missouri St	Right Tackle - 57/81
9/12/15*	at Kansas	Right Tackle - 29/79
9/19/15	at Bowling Green	Right Tackle - 51/90
9/24/15	Cincinnati	Right Tackle - 33/73
10/2/15*	at USF	Right Tackle - 7/72



**#8**  
**DEFENSIVE BACK**  
**ARTHUR MAULET**  
**JUNIOR • TR**  
**5-11 • 190**  
**HARVEY, LA.**  
**BONNABEL HS**  
**COPIAH-LINCOLN COMMUNITY COLLEGE**  
**MAJOR: UNDECLARED**

MAULET'S CAREER DEFENSIVE STATISTICS										
YR	G/S	UT	AT	TOT	PD	FR	FF	TFL	SK	INT
2015	5/5	14	0	14	5	0-0	0	0-0	0-0	1-59

MAULET'S CAREER HIGHS	
Tackles	4, at Bowling Green, Sep 19, 2015
Pass Deflections	2, at Bowling Green, Sep 19, 2015
Interceptions	1, Cincinnati, Sep 24, 2015
Interception Yardage	59, Cincinnati, Sep 24, 2015
Touchdowns	1, Cincinnati, Sep 24, 2015

MAULET'S GAME-BY-GAME DEFENSE										
Date	Opponent	UT	AT	TT	TFL	SK	FF	PB	INT	
9/5/15*	Missouri St.	3	0	3	0-0	0-0	0	1	0-0	
9/12/15*	at Kansas	3	0	3	0-0	0-0	0	1	0-0	
9/19/15*	at BGSU	4	0	4	0-0	0-0	0	2	0-0	
9/24/15*	Cincinnati	2	0	2	0-0	0-0	0	0	1-59	
10/2/15*	at USF	2	0	2	0-0	0-0	0	1	0-0	




**#89**  
**WIDE RECEIVER**  
**PHIL MAYHUE**  
**SOPHOMORE • 1L**  
**6-3 • 210**  
**ATCO, N.J.**  
**WINSLOW TOWNSHIP HS**  
**ATLANTA SPORTS ACADEMY**  
**MAJOR: ACCOUNTING**

MAYHUE'S CAREER RECEIVING STATISTICS										
YR	G/S	NO	YDS	AVG/C	TDS	LG	REC/G	AVG/G		
2014	13/1	15	242	16.1	2	54	1.2	18.6		
2015	5/5	17	243	14.3	0	33	3.4	48.6		
Total	18/6	32	485	15.2	2	54	1.8	26.9		

MAYHUE'S CAREER HIGHS	
Receptions	5, at Kansas, Sep 5, 2015
Receiving Yards	96, SMU, Oct 25, 2014
Long Reception	54, SMU, Oct 25, 2014
All-Purpose Yards	96, SMU, Oct 25, 2014
Points	6 (2x), UConn, Nov 29, 2014
Touchdowns	1 (2x), UConn, Nov 29, 2014
Receiving Touchdowns	1 (2x), UConn, Nov 29, 2014
Pass Attempts	1, Missouri State, Sep 5, 2015
Pass Completions	1, Missouri State, Sep 5, 2015
Passing Yards	44, Missouri State, Sep 5, 2015
Passing Touchdowns	1, Missouri State, Sep 5, 2015

MAYHUE'S GAME-BY-GAME RECEIVING										
Date	Opponent	No	Yds	Avg	TDs	LG				
8/30/14	Austin Peay	0	0	0.0	0	0				
9/6/14	at UCLA	0	0	0.0	0	0				
9/20/14*	MTSU	3	25	8.3	0	12				
9/27/14	at Ole Miss	0	0	0.0	0	0				
10/4/14	at Cincinnati	2	38	19.0	0	25				
10/11/14	Houston	0	0	0.0	0	0				
10/25/14	at SMU	2	96	48.0	1	54				
10/31/14	Tulsa	0	0	0.0	0	0				
11/7/14	at Temple	2	11	5.5	0	9				
11/15/14	at Tulane	0	0	0.0	0	0				
11/22/14	USF	1	16	16.0	0	16				
11/29/14	UConn	3	33	11.0	1	21				
12/2/14	vs BYU	2	23	11.5	0	11				
9/5/15*	Missouri St	1	16	16.0	0	16				
9/12/15*	at Kansas	5	68	13.6	0	32				
9/19/15*	at Bowling Green	3	40	13.3	0	15				
9/24/15*	Cincinnati	4	50	12.5	0	18				
10/2/15*	at USF	4	69	17.3	0	33				

MAYHUE'S GAME-BY-GAME PASSING										
Date	Opponent	Att	Comp	Yds	INT	TD	LG			
9/5/15*	Missouri St	1	1	44	0	1	44			



**#85**  
**WIDE RECEIVER**  
**GREG MCKILLION**  
**JUNIOR • 1L**  
**6-5 • 210**  
**BLTYHEVILLE, ARK.**  
**BLTYHEVILLE HS**  
**INDEPENDENCE COMMUNITY COLLEGE**  
**MAJOR: INTERDISCIPLINARY STUDIES**


MCKILLION'S CAREER RECEIVING STATISTICS										
YR	G/S	NO	YDS	AVG/C	TDS	LG	REC/G	AVG/G		
2014	8/0	1	8	8.0	0	8	0.1	1.0		
2015	3/0	3	29	9.7	0	17	1.0	14.5		
Total	11/0	4	37	9.3	0	17	0.4	3.7		

MCKILLION'S CAREER RUSHING STATISTICS										
YR	G/S	NO	YDS	AVG/C	TDS	LG	REC/G	AVG/G		
2014	8/0	1	4	4.0	0	4	0.5			
2015	3/0	0	0	0.0	0	0	0.0			
Total	11/0	1	4	4.0	0	4	0.4			

MCKILLION'S CAREER HIGHS	
Receptions	2, Missouri St, Sep 5, 2015
Receiving Yards	22, Missouri St, Sep 5, 2015
All-Purpose Yards	22, Missouri St, Sep 5, 2015
Rush Attempts	1, Tulane, Nov 15, 2014
Rushing Yards	4, Tulane, Nov 15, 2014

MCKILLION'S GAME-BY-GAME RECEIVING										
Date	Opponent	No	Yds	Avg	TDs	LG				
8/30/14	Austin Peay	0	0	0.0	0	0				
9/6/14	at UCLA									
9/20/14	MTSU	0	0	0.0	0	0				
9/27/14	at Ole Miss	0	0	0.0	0	0				
10/4/14	at Cincinnati									
10/11/14	Houston									
10/25/14	at SMU	1	8	8.0	0	8				
10/31/14	Tulsa	0	0	0.0	0	0				
11/7/14	at Temple									
11/15/14	at Tulane	0	0	0.0	0	0				
11/22/14	USF									
11/29/14	UConn	0	0	0.0	0	0				
12/2/14	at BYU									
9/5/15	Missouri St	2	22	11.0	0	17				
9/12/15	at Kansas	1	7	7.0	0	7				
10/2/15	at USF	0	0	0.0	0	0				

MCKILLION'S GAME-BY-GAME RUSHING										
Date	Opponent	No	Yds	Avg	TDs	LG				
11/15/14	Tulane	1	4	4.0	0	4				




**#16**  
**LINEBACKER**  
**WYNTON MCMANIS**  
**SENIOR • 3L**  
**6-1 • 225**  
**OLIVE BRANCH, MISS.**  
**OLIVE BRANCH HS**  
**MAJOR: INTERDISCIPLINARY STUDIES**

MCMANIS' CAREER DEFENSIVE STATISTICS										
YR	G/S	UT	AT	TOT	PD	FR	FF	TFL	SK	INT
2012	12/8	11	16	27	0	1-0	1	2.5-3	0-0	1-4
2013	12/0	1	0	1	0	0-0	0	0-0	0-0	0-0
2014	10/6	12	8	20	2	1-0	1	1.5-5	0-0	0-0
2015	5/5	23	2	25	0	1-0	0	1.5-9	1-0-8	0-0
Total	38/19	47	26	73	2	3-0	2	5.5-17	1-0-8	1-4

MCMANIS' CAREER HIGHS	
Points Scored	6 (2x), Duke, Sep 22, 2012
Touchdowns	1 (2x), Duke, Sep 22, 2012
All-Purpose Yards	4, Duke, Sep 22, 2012
Interceptions	1, Duke, Sep 22, 2012
Long Interception Ret	4, Duke, Sep 22, 2012
Tackles	9, at USF, Oct 2, 2015
Tackles for Loss	1.5, at Bowling Green, Sep 19, 2015
Quarterback Sacks	1.0, at Bowling Green, Sep 19, 2015
Fumbles Forced	1 (2x), Cincinnati, Oct 4, 2014
Fumbles Recovered	1 (3x), Missouri St, Sep 5, 2015
Pass Breakups	1 (2x), SMU, Oct 25, 2014

MCMANIS' GAME-BY-GAME DEFENSE										
Date	Opponent	UT	AT	TT	TFL	SK	FF	PB	INT	
9/1/12	UT Martin	0	1	1	0.5-1	0-0	0	0	0-0	
9/8/12	at Arkansas St	1	6	7	0-0	0-0	0	0	0-0	
9/15/12	MTSU	1	1	2	0-0	0-0	0	0	0-0	
9/22/12*	at Duke	0	2	2	0-0	0-0	0	0	1-4	
10/6/12*	Rice	2	2	4	1.0-1	0-0	0	0	0-0	

McMANIS' GAME-BY-GAME DEFENSE										
Date	Opponent	UT	AT	TT	TFL	SK	FF	PB	INT	
10/13/12*	at ECU	1	1	2	0-0	0-0	0	0	0-0	
10/20/12*	UCF	1	2	3	0-0	0-0	0	0	0-0	
10/27/12*	SMU	3	1	4	0-0	0-0	1	0	0-0	
11/3/12*	at Marshall	1	0	1	1.0-1	0-0	0	0	0-0	
11/10/12	Tulane	0	0	0	0-0	0-0	0	0	0-0	
11/17/12*	at UAB	1	0	1	0-0	0-0	0	0	0-0	
11/24/12*	Southern Miss	0	0	0	0-0	0-0	0	0	0-0	
9/7/13	Duke	1	0	1	0-0	0-0	0	0	0-0	
9/14/13	at MTSU	0	0	0	0-0	0-0	0	0	0-0	
9/21/13	Arkansas State	0	0	0	0-0	0-0	0	0	0-0	
10/5/13	UCF	0	0	0	0-0	0-0	0	0	0-0	
10/12/13	at Houston	0	0	0	0-0	0-0	0	0	0-0	
10/19/13	SMU	0	0	0	0-0	0-0	0	0	0-0	
10/30/13	Cincinnati	0	0	0	0-0	0-0	0	0	0-0	
11/9/13	UT Martin	0	0	0	0-0	0-0	0	0	0-0	
11/16/13	at USF	0	0	0	0-0	0-0	0	0	0-0	
11/23/13	at Louisville	0	0	0	0-0	0-0	0	0	0-0	
11/30/13	Temple	0	0	0	0-0	0-0	0	0	0-0	
12/7/13	at UConn	0	0	0	0-0	0-0	0	0	0-0	
8/30/14*	Austin Peay	1	1	2	0.5-1	0-0	0	0	0-0	
9/6/14*	at UCLA	2	0	2	0-0	0-0	0	0	0-0	
9/20/14*	MTSU	3	5	8	0-0	0-0	0	0	0-0	
9/27/14*	at Ole Miss	3	1	4	1-4	0-0	0	0	0-0	
10/4/14*	at Cincinnati	1	1	2	0-0	0-0	1	1	0-0	
10/11/14	Houston	0	0	0	0-0	0-0	0	0	0-0	
10/25/14	at SMU	0	0	0	0-0	0-0	0	1	0-0	
10/31/14	Tulsa	1	0	1	0-0	0-0	0	0	0-0	
11/7/14*	at Temple	1	0	1	0-0	0-0	0	0	0-0	
11/15/14	at Tulane				Did Not Play					
11/22/14	USF				Did Not Play					
11/29/14	UConn				Did Not Play					
12/2/14	vs BYU	0	0	0	0-0	0-0	0	0	0-0	
9/5/15*	Missouri St	3	0	3	0-0	0-0	0	0	0-0	
9/12/15*	at Kansas	2	0	2	0-0	0-0	0	0	0-0	
9/19/15*	at BGSU	4	2	6	1.5-9	1-8	0	0	0-0	
9/24/15*	Cincinnati	5	0	5	0-0	0-0	0	0	0-0	
10/2/15*	at USF	9	0	9	0-0	0-0	0	0	0-0	



**#13** DEFENSIVE END  
**DEMARCO MONTGOMERY**  
 JUNIOR • TR  
 6-3 • 245  
 ATMORE, ALA.  
 SPANISH FORT HS  
 EAST MISSISSIPPI CC  
 MAJOR: ORGANIZATIONAL LEADERSHIP

**MONTGOMERY'S CAREER DEFENSIVE STATISTICS**


YR	G/S	UT	AT	TOT	PD	FR	FF	TFL	SK	INT
2015	5/0	7	0	7	0	0-0	0	2-9	1-7	0-0

**MONTGOMERY'S CAREER HIGHS**

Tackles	3, at USF, Oct 2, 2015
Tackles for Loss	1 (2x), at USF, Oct 2, 2015
Sacks	1, at Kansas, Sep 12, 2015

**MONTGOMERY'S GAME-BY-GAME DEFENSE**

Date	Opponent	UT	AT	TT	TFL	SK	FF	PB	INT
9/5/15	Missouri St.	1	0	1	0-0	0-0	0	0	0-0
9/12/15	at Kansas	1	0	1	1-7	1-7	0	0	0-0
9/19/15	at BGSU	0	0	0	0-0	0-0	0	0	0-0
9/24/15	Cincinnati	2	0	2	0-0	0-0	0	0	0-0
10/2/15	at USF	3	0	3	1-2	0-0	0	0	0-0



**#80** TIGHT END  
**DANIEL MONTIEL**  
 R-JUNIOR • 2L  
 6-3 • 240  
 ARLINGTON, TEXAS  
 ARLINGTON HS  
 MAJOR: ACCOUNTING

**MONTIEL'S CAREER RECEIVING STATISTICS**


YR	G/S	NO	YDS	AVG/G	TDS	LG	REC/G	AVG/G
2013	9/0	0	0	0.0	0	0	0.0	0.0
2014	10/3	8	124	15.5	1	29	0.8	12.4
2015	5/0	5	39	7.8	2	23	1.0	7.6
Totals	25/3	13	163	12.5	3	29	0.5	6.5

**MONTIEL'S CAREER HIGHS**

Touchdowns	1 (3x), at Bowling Green, Sep 19, 2015
Points	6 (3x), at Bowling Green, Sep 19, 2015
Receptions	4, SMU, Oct 25, 2014
Receiving Yards	84, SMU, Oct 25, 2014
Long Reception	29, SMU, Oct 25, 2014
Receiving Touchdown	1 (3x), at Bowling Green, Sep 19, 2015
All-Purpose Yards	84, SMU, Oct 25, 2014

**MONTIEL'S GAME-BY-GAME RECEIVING**

Date	Opponent	No	Yds	Avg	Tds	LG
8/30/14	Austin Peay	0	0	0.0	0	0
9/6/14	at UCLA	1	3	3.0	0	3
9/20/14*	MTSU	0	0	0.0	0	0
9/27/14	at Ole Miss	0	0	0.0	0	0
10/4/14	at Cincinnati	0	0	0.0	0	0
10/11/14	Houston	1	20	20.0	1	20
10/25/14	at SMU	4	84	21.0	0	29
10/31/14	Tulsa	0	0	0.0	0	0
11/7/14	at Temple					Did Not Play
11/15/14	at Tulane					Did Not Play
11/22/14	USF					Did Not Play
11/29/14	UConn	0	0	0.0	0	0
12/2/14*	vs BYU	2	17	8.5	0	11
9/5/15	Missouri St	0	0	0.0	0	0
9/12/15	at Kansas	2	26	13.0	1	23
9/19/15	at BGSU	3	13	4.3	1	6
9/24/15	Cincinnati	0	0	0.0	0	0
10/2/15	at USF	0	0	0.0	0	0



**#41** LONG SNAPPER  
**TREVOR MORGAN**  
 JUNIOR • 2L  
 6-1 • 210  
 FAYETTEVILLE, GA.  
 WHITEWATER HS  
 MAJOR: MANAGEMENT

**MORGAN'S CAREER DEFENSIVE STATISTICS**

YR	G/S	UT	AT	TOT	PD	FR	FF	TFL	SK	INT
2013	12/0	2	1	3	0	0-0	0	0-0	0-0	0-0

**MORGAN'S CAREER DEFENSIVE STATISTICS**

YR	G/S	UT	AT	TOT	PD	FR	FF	TFL	SK	INT
2014	13/0	1	1	2	0	0-0	0	0-0	0-0	0-0
2015	5/0	1	1	2	0	0-0	0	0-0	0-0	0-0
Total	30/0	4	3	7	0	0-0	0	0-0	0-0	0-0

**MORGAN'S CAREER HIGHS**

Tackles	1 (7x), at Bowling Green, Sep 19, 2015
---------	--



**#17** DEFENSIVE BACK  
**CHRIS MORLEY**  
 R-JUNIOR • 2L  
 5-11 • 195  
 PLANTATION, FLA.  
 SOUTH PLANTATION HS  
 MAJOR: COMMUNICATION STUDIES

**MORLEY'S CAREER DEFENSIVE STATISTICS**

YR	G/S	UT	AT	TOT	PD	FR	FF	TFL	SK	INT
2013	12/0	8	2	10	4	0-0	0	2-2	0-0	1-0
2014	10/0	12	3	15	4	0-0	0	0-0	0-0	0-0
2015	5/0	12	3	15	2	0-0	0	0-0	0-0	0-0
Total	27/0	32	8	40	10	0-0	0	2-2	0-0	1-0

**MORLEY'S CAREER HIGHS**

Tackles	5, vs SMU, Oct 19, 2013
Pass Breakup	3, at Houston, Oct 12, 2013
Tackles for Loss	1 (2x), last vs SMU, Oct 19, 2013
Interceptions	1, vs Temple, Nov 30, 2013
Pass Breakups	3, at Houston, Oct 12, 2013

**MORLEY'S GAME-BY-GAME DEFENSE**

Date	Opponent	UT	AT	TT	TFL	SK	FF	PB	INT
9/7/13	Duke	0	0	0	0-0	0-0	0	0	0-0
9/14/13	at MTSU	0	0	0	0-0	0-0	0	0	0-0
9/21/13	Arkansas State	1	0	1	0-0	0-0	0	0	0-0
10/5/13	UCF	0	0	0	0-0	0-0	0	1	0-0
10/12/13	at Houston	2	0	2	1-1	0-0	0	3	0-0
10/19/13	SMU	4	1	5	1-1	0-0	0	0	0-0
10/30/13	Cincinnati	0	0	0	0-0	0-0	0	0	0-0
11/9/13	UT Martin	0	0	0	0-0	0-0	0	0	0-0
11/16/13	at USF	0	0	0	0-0	0-0	0	0	0-0
11/23/13	at Louisville	0	0	0	0-0	0-0	0	0	0-0
11/30/13	Temple	1	0	1	0-0	0-0	0	0	1-0
12/7/13	at UConn	0	1	1	0-0	0-0	0	0	0-0
8/30/14	Austin Peay	0	0	0	0-0	0-0	0	0	0-0
9/6/14	at UCLA	2	0	2	0-0	0-0	0	0	0-0
9/20/14	MTSU	0	1	1	0-0	0-0	0	0	0-0
9/27/14	at Ole Miss								Did Not Play
10/4/14	at Cincinnati	1	0	1	0-0	0-0	0	0	0-0
10/11/14	Houston								Did Not Play
10/25/14	at SMU	1	0	1	0-0	0-0	0	2	0-0
10/31/14	Tulsa	2	1	3	0-0	0-0	0	0	0-0
11/7/14	at Temple								Did Not Play
11/15/14	at Tulane	3	0	3	0-0	0-0	0	0	0-0
11/22/14	USF	1	0	1	0-0	0-0	0	1	0-0
11/29/14	UConn	0	0	0	0-0	0-0	0	0	0-0
12/2/14*	vs BYU	1	0	1	0-0	0-0	0	0	0-0
9/5/15	Missouri St	1	1	2	0-0	0-0	0	0	0-0
9/12/15	at Kansas	3	1	4	0-0	0-0	0	1	0-0
9/19/15	at BGSU	2	1	3	0-0	0-0	0	1	0-0
9/24/15	Cincinnati	4	0	4	0-0	0-0	0	0	0-0
10/2/15	at USF	2	0	2	0-0	0-0	0	0	0-0



**#10** DEFENSIVE BACK  
**DONTRELL NELSON**  
 JUNIOR • 2L  
 6-1 • 180  
 OLIVE BRANCH, MISS.  
 OLIVE BRANCH HS  
 MAJOR: INTERDISCIPLINARY STUDIES

**NELSON'S CAREER DEFENSIVE STATISTICS**

YR	G/S	UT	AT	TOT	PD	FR	FF	TFL	SK	INT
2013	9/0	2	0	2	0	0-0	0	0-0	0-0	0-0
2014	12/0	7	1	8	3	0-0	0	1.5-4	0.5-3	1-58
2015	5/2	10	2	12	0	0-0	0	0-0	0-0	0-0
Total	26/2	19	3	22	3	0-0	0	1.5-4	0.5-3	1-58

**NELSON'S CAREER HIGHS**

Points	6, Tulane, Nov 15, 2014
Touchdowns	1, Tulane, Nov 15, 2014
Tackles	4, at Kansas, Sep 12, 2015
Tackles for Loss	1.5, Tulane, Nov 15, 2014
Sacks	0.5, Tulane, Nov 15, 2014
Pass Breakups	1 (2x), USF, Nov 22, 2014
Interceptions	1, Tulane, Nov 15, 2014

**NELSON'S GAME-BY-GAME DEFENSE**

Date	Opponent	UT	AT	TT	TFL	SK	FF	PB	INT
9/7/13	Duke	0	0	0	0-0	0-0	0	0	0-0
9/14/13	at MTSU	0	0	0	0-0	0-0	0	0	0-0
9/21/13	Arkansas State	0	0	0	0-0	0-0	0	0	0-0
10/5/13	UCF	0	0	0	0-0	0-0	0	0	0-0
10/12/13	at Houston	1	0	1	0-0	0-0	0	3	0-0
10/19/13	SMU	4	1	5	0-0	0-0	0	0	0-0
10/30/13	Cincinnati	0	0	0	0-0	0-0	0	0	0-0
11/9/13	UT Martin								Did Not Play
11/16/13	at USF								Did Not Play
11/23/13	at Louisville								Did Not Play
11/30/13	Temple	1	0	1	0-0	0-0	0	0	0-0
12/7/13	at UConn	0	0	0	0-0	0-0	0	0	0-0
8/30/14	Austin Peay								Did Not Play
9/6/14	at UCLA	1	0	1	0-0	0-0	0	0	0-0
9/20/14	MTSU	2	0	2	0-0	0-0	0	0	0-0
9/27/14	at Ole Miss	1	0	1	0-0	0-0	0	0	0-0
10/4/14	at Cincinnati	0	0	0	0-0	0-0	0	1	0-0
10/11/14	Houston	0	0	0	0-0	0-0	0	0	0-0
10/25/14	at SMU	0	0	0	0-0	0-0	0	0	0-0
10/31/14	Tulsa	2	1	3	0-0	0-0	0	0	0-0
11/7/14	at Temple	0	0	0	0-0	0-0	0	0	0-0
11/15/14	at Tulane	1	1	2	1.5-5	0-0	0	0	1-58
11/22/14	USF	1	0	1	0-0	0-0	0	1	0-0
11/29/14	UConn	1	0	1	0-0	0-0	0	0	0-0
12/2/14*	vs BYU	0	0	0	0-0	0-0	0	0	0-0
9/5/15*	Missouri St	1	0	1	0-0	0-0	0	0	0-0
9/12/15	at Kansas	4	0	4	0-0	0-0	0	0	0-0
9/19/15*	at BGSU	1	1	2	0-0	0-0	0	0	0-0
9/24/15	Cincinnati	3	0	3	0-0	0-0	0	0	0-0
10/2/15	at USF	1	1	2	0-0	0-0	0	0	0-0



**#51** OFFENSIVE LINE  
**JACE NEVILLE**  
 R-FRESHMAN • SQ  
 6-6 • 290  
 COLUMBIA, MO.  
 ROCK BRIDGE HS  
 MAJOR: UNDECLARED

**NEVILLE'S CAREER OFFENSIVE LINE STATISTICS**


YR	GAMES/STARTS	PLAYS/TOTAL TEAM PLAYS
2015	1/0	3/81

**NEVILLE'S CAREER HIGHS**

Offensive Plays	3, vs Missouri State, Sep 5, 2015
-----------------	-----------------------------------

**NEVILLE'S GAME-BY-GAME OFFENSIVE LINE**

Date	Opponent	Position - Plays
9/5/15	Missouri St	Left Tackle - 3/81



**#2** DEFENSIVE BACK  
**TY NORTHERN**  
 R-JUNIOR • SQ  
 5-11 • 190  
 TUNICA, MISS.  
 ROSA FORT HS  
 MAJOR: SPORTS AND LEISURE MANAGEMENT

**NORTHERN'S CAREER DEFENSIVE STATISTICS**


YR	G/S	UT	AT	TOT	PD	FR	FF	TFL	SK	INT
2015	5/0	3	0	3	0	1-0	0	0-0	0-0	0-0

**NORTHERN'S CAREER HIGHS**

Tackles	1 (3x), at USF, Oct 2, 2015
Fumble Recovery	1, vs Missouri State, Sep 5, 2015

**NORTHERN'S GAME-BY-GAME DEFENSE**

Date	Opponent	UT	AT	TT	TFL	SK	FF	PB	INT
9/5/15	Missouri St.	1	0	1	0-0	0-0	0	0	0-0
9/12/15	at Kansas	0	0	0	0-0	0-0	0	0	0-0
9/19/15	at BGSU	0	0	0	0-0	0-0	0	0	0-0
9/24/15	Cincinnati	1	0	1	0-0	0-0	0	0	0-0
10/2/15	at USF	1	0	1	0-0	0-0	0	0	0-0



**#19 WIDE RECEIVER**  
**JAE'LON OGLESBY**  
 FRESHMAN • HS  
**5-11 • 175**  
**CENTRAL, S.C.**  
**D.W. DANIEL HS**  
**FORK UNION MILITARY**  
**MAJOR: UNDECLARED**

**OGLESBY'S CAREER RECEIVING STATISTICS**

YR	G/S	NO	YDS	AVG/C	TDS	LG	REC/G	AVG/G
2015	4/0	7	102	14.6	1	30	1.7	25.5

**OGLESBY'S CAREER RUSHING STATISTICS**

YR	G/S	NO	YDS	TDS	LG	AVG/R	AVG/G
2015	4/0	3	58	0	31	19.3	14.5

**OGLESBY'S CAREER KICK RETURN STATISTICS**

YR	G/S	NO	YDS	TDS	LG	AVG/R	AVG/G
2015	4/0	9	246	0	48	27.3	61.5

**OGLESBY'S CAREER HIGHS**


Points Scored	6, Missouri St, Sep 5, 2015
Touchdowns	1, Missouri St, Sep 5, 2015
Receptions	2 (3x), at USF, Oct 2, 2015
Receiving Yards	41, at Kansas, Sep 12, 2015
Touchdown Receptions	1, Missouri St, Sep 5, 2015
Long Reception	30, at Kansas, Sep 12, 2015
All-Purpose Yards	157, at USF, Oct 2, 2015
Kick Returns	6, Cincinnati, Sep 24 2015
Kick Return Yards	132, Cincinnati, Sep 24, 2015
Long Kick Return	48, at USF, Oct 2, 2015

**OGLESBY'S GAME-BY-GAME RECEIVING**

Date	Opponent	No	Yds	Avg	TDS	LG
9/5/15	Missouri St	2	13	6.5	1	9
9/12/15	at Kansas	2	41	20.5	0	30
9/19/15	at BGSU	DNP				
9/24/15	Cincinnati	1	22	22.0	0	22
10/2/15	at USF	2	26	13.0	0	18

**OGLESBY'S GAME-BY-GAME KICKOFF RETURNS**

Date	Opponent	No	Yds	Avg	TDS	LG
9/5/15	Missouri St	1	30	30.0	0	30
9/12/15	at Kansas	0	0	0.0	0	0
9/19/15	at BGSU	Did Not Play				
9/24/15	Cincinnati	6	132	22.0	0	34
10/2/15	at USF	2	84	4.20	0	48



**#53 LINEBACKER**  
**LEONARD PEGUES**  
 SENIOR • 3L  
**5-11 • 240**  
**OLIVE BRANCH, MISS.**  
**OLIVE BRANCH HS**  
**MAJOR: SPORT AND LEISURE MANAGEMENT**

**PEGUES' CAREER DEFENSIVE STATISTICS**

YR	G/S	UT	AT	TOT	PD	FR	FF	TFL	SK	INT
2012	12/0	6	7	13	0	0-0	0	0.5-2	0-0	0-0
2013	12/0	19	4	23	0	0-0	1	1.5-5	0-0	0-0
2014	13/0	29	5	34	0	0-0	1	6-40	2-25	0-0
2015	4/3	12	6	18	0	0-0	0	1-1	0-0	1-3
Total	41/3	66	22	86	0	0-0	2	8.5-48	2-25	1-3

**PEGUES' CAREER HIGHS**


Tackles	8, UCLA, Sep 6, 2014
Tackles for Loss	2, Houston, Oct 11, 2014
Sacks	1 (2x), Temple, Nov 7, 2014
Fumbles Forced	1 (2x), Tulane, Nov 15, 2014
Interceptions	1, Cincinnati, Sep 24, 2015
Interception Yards	3, Cincinnati, Sep 24, 2015

**PEGUES' GAME-BY-GAME DEFENSE**

Date	Opponent	UT	AT	TT	TFL	SK	FF	PB	INT
9/1/12	UT Martin	0	0	0	0-0	0-0	0	0	0-0
9/8/12	at Arkansas St	0	0	0	0-0	0-0	0	0	0-0
9/15/12	MTSU	2	0	2	0-0	0-0	0	0	0-0
9/22/12	at Duke	0	2	2	0-0	0-0	0	0	0-0
10/6/12	Rice	1	0	1	0-0	0-0	0	0	0-0
10/13/12	at ECU	0	3	3	0-0	0-0	0	0	0-0
10/20/12	UCF	0	0	0	0-0	0-0	0	0	0-0
10/27/12	SMU	1	0	1	0-0	0-0	0	0	0-0
11/3/12	at Marshall	1	0	1	0-0	0-0	0	0	0-0
11/10/12	Tulane	0	0	0	0-0	0-0	0	0	0-0
11/17/12	at UAB	1	2	3	0.5-2	0-0	0	0	0-0

**PEGUES' GAME-BY-GAME DEFENSE**

Date	Opponent	UT	AT	TT	TFL	SK	FF	PB	INT
11/24/12	Southern Miss	0	0	0	0-0	0-0	0	0	0-0
9/7/13	Duke	2	1	3	0-0	0-0	1	0	0-0
9/14/13	at MTSU	1	0	1	0-0	0-0	0	0	0-0
9/21/13	Arkansas State	1	0	1	1-5	0-0	0	0	0-0
10/5/13	UCF	1	0	1	0-0	0-0	0	0	0-0
10/12/13	at Houston	0	0	0	0-0	0-0	0	0	0-0
10/19/13	SMU	0	0	0	0-0	0-0	0	0	0-0
10/30/13	Cincinnati	0	0	0	0-0	0-0	0	0	0-0
11/9/13	UT Martin	1	1	0	0-0	0-0	0	0	0-0
11/16/13	at USF	4	0	4	0-0	0-0	0	0	0-0
11/23/13	at Louisville	1	1	2	0-0	0-0	0	0	0-0
11/30/13	Temple	3	1	4	0-0	0-0	0	0	0-0
12/7/13	at UConn	5	0	5	0-0	0-0	0	0	0-0
8/30/14	Austin Peay	1	1	2	1-10	1-10	0	0	0-0
9/6/14	at UCLA	8	0	8	0-0	0-0	0	0	0-0
9/20/14	MTSU	4	0	4	0-0	0-0	0	0	0-0
10/4/14	at Ole Miss	2	2	4	1-2	0-0	0	0	0-0
10/11/14	at Cincinnati	0	1	1	0-0	0-0	0	0	0-0
10/11/14	Houston	2	0	2	2-6	0-0	0	0	0-0
10/25/14	SMU	3	1	4	0-0	0-0	0	0	0-0
10/31/14	Tulsa	1	0	1	0-0	0-0	0	0	0-0
11/7/14	at Temple	1	0	1	1-15	1-15	0	0	0-0
11/15/14	at Tulane	3	0	3	0-0	0-0	1	0	0-0
11/22/14	USF	4	0	4	0-0	0-0	0	0	0-0
11/29/14	UConn	0	0	0	0-0	0-0	0	0	0-0
12/2/14	vs BYU	0	0	0	0-0	0-0	0	0	0-0
9/12/15	at Kansas	1	0	1	0-0	0-0	0	0	0-0
9/19/15*	at BGSU	4	4	8	0-0	0-0	0	0	0-0
9/24/15*	Cincinnati	3	0	3	0-0	0-0	0	0	1-3
10/2/15*	at USF	4	2	6	1-1	0-0	0	0	0-0



**#58 DEFENSIVE LINE**  
**DONALD PENNINGTON**  
 R-JUNIOR • 2L  
**6-2 • 295**  
**AMITE, LA.**  
**AMITE HS**  
**MAJOR: INTERDISCIPLINARY STUDIES**

**PENNINGTON'S CAREER DEFENSIVE STATISTICS**


YR	G/S	UT	AT	TOT	PD	FR	FF	TFL	SK	INT
2013	10/2	1	0	1	0	0-0	0	1-2	0-0	0-0
2014	12/0	11	5	16	1	1-0	0	1.5-3	0-0	0-0
2015	5/5	12	1	13	0	0-0	0	4.5-18	2.5-15	0-0
Total	27/6	24	6	30	1	1-0	0	7-23	2.5-15	0-0

**PENNINGTON'S CAREER HIGHS**

Tackles	4 at USF, Oct 2, 2015
Tackles for Loss	2.5, at Kansas, Sep 12, 2015
Quarterback Sacks	1.5 at Kansas, Sep 12, 2015
Fumble Recoveries	1, USF, Nov 22, 2014
Pass Break Ups	1, USF, Nov 22, 2014

**PENNINGTON'S GAME-BY-GAME DEFENSE**

Date	Opponent	UT	AT	TT	TFL	SK	FF	PB	INT
9/7/13	Duke	0	0	0	0-0	0-0	0	0	0-0
9/14/13	at MTSU	0	0	0	0-0	0-0	0	0	0-0
9/21/13*	Arkansas State	0	0	0	0-0	0-0	0	0	0-0
10/5/13*	UCF	0	0	0	0-0	0-0	0	0	0-0
10/12/13	at Houston	0	0	0	0-0	0-0	0	0	0-0
10/19/13	SMU	0	0	0	0-0	0-0	0	0	0-0
10/30/13	Cincinnati	0	0	0	0-0	0-0	0	0	0-0
11/9/13	UT Martin	0	0	0	0-0	0-0	0	0	0-0
11/16/13	at USF	0	0	0	0-0	0-0	0	0	0-0
11/23/13	at Louisville	Did Not Play							
11/30/13	Temple	Did Not Play							
12/7/13	at UConn	1	0	1	1-2	0-0	0	0	0-0
8/30/14	Austin Peay	0	0	0	0-0	0-0	0	0	0-0
9/6/14	at UCLA	Did Not Play							
9/20/14	MTSU	0	0	0	0-0	0-0	0	0	0-0
9/27/14	at Ole Miss	2	0	2	0-0	0-0	0	0	0-0
10/4/14	at Cincinnati	0	2	2	0-0	0-0	0	0	0-0
10/11/14	Houston	0	0	0	0-0	0-0	0	0	0-0
10/25/14	at SMU	2	0	2	0-0	0-0	0	0	0-0
10/31/14	Tulsa	1	0	1	0-0	0-0	0	0	0-0
11/7/14	at Temple	0	0	0	0-0	0-0	0	0	0-0
11/15/14	at Tulane	3	0	3	1-2	0-0	0	0	0-0
11/22/14	USF	2	0	2	0-0	0-0	0	1	0-0
11/29/14	UConn	0	0	0	0-0	0-0	0	0	0-0
12/2/14	vs BYU	1	1	2	0-0	0-0	0	0	0-0
9/5/15*	Missouri St	2	0	2	1-1	0-0	0	0	0-0
9/12/15*	at Kansas	2	1	3	2.5-15	1.5-13	0	0	0-0
9/19/15*	at BGSU	3	0	3	1.0-2	1.0-2	0	0	0-0
9/24/15*	Cincinnati	1	0	1	0-0	0-0	0	0	0-0
10/2/15*	at USF	4	0	4	0-0	0-0	0	0	0-0



**#29 LINEBACKER**  
**DARIAN PORTER**  
 SOPHOMORE • TR  
**6-3 • 230**  
**LOUISVILLE, KY.**  
**SENECA HS**  
**MT. SAN JACINTO COLLEGE**  
**MAJOR: UNDECLARED**

**PORTER'S CAREER DEFENSIVE STATISTICS**


YR	G/S	UT	AT	TOT	PD	FR	FF	TFL	SK	INT
2015	4/0	0	0	0	1	0-0	0	0-0	0-0	0-0

**PORTER'S CAREER HIGHS**

Tackles	0
Pass Breakup	1, at Kansas, Sep 12, 2015

**PORTER'S GAME-BY-GAME DEFENSE**

Date	Opponent	UT	AT	TT	TFL	SK	FF	PB	INT
9/5/15	Missouri St.	0	0	0	0-0	0-0	0	0	0-0
9/12/15	at Kansas	0	0	0	0-0	0-0	0	1	0-0
9/24/15	Cincinnati	0	0	0	0-0	0-0	0	0	0-0
10/2/15	at USF	0	0	0	0-0	0-0	0	0	0-0



**#18 WIDE RECEIVER**  
**RODERICK PROCTOR**  
 SOPHOMORE • 1L  
**5-11 • 175**  
**ORLANDO, FLA.**  
**DR. PHILLIPS HS**  
**MAJOR: UNDECLARED**

**PROCTOR'S CAREER RECEIVING STATISTICS**

YR	G/S	NO	YDS	AVG/C	TDS	LG	REC/G	AVG/G
2014	13/3	27	259	9.6	1	27	2.1	19.9
2015	5/0	13	206	15.08	0	61	2.6	41.2
Total	18/3	40	465	11.6	1	61	2.2	25.8

**PROCTOR'S CAREER RUSHING STATISTICS**

YR	G/S	NO	YDS	TDS	LG	AVG/R	AVG/G
2014	13/3	7	-16	0	0	--	0.0
2015	5/0	1	-14	0	0	0.0	0.0
Total	18/3	8	-30	0	0	--	0.0

**PROCTOR'S CAREER PUNT RETURN STATISTICS**

YR	G/S	NO	YDS	TDS	LG	AVG/R	AVG/G
2014	13/3	1	8	0	8	8.0	0.7
2015	5/0	12	123	1	63	10.2	24.6
Total	18/3	13	131	1	63	10.1	7.3

**PROCTOR'S CAREER HIGHS**

Points Scored	6 (2x), Missouri St, Sep 5, 2015
Touchdowns	1 (2x), Missouri St, Sep 5, 2015
Receptions	5 (2x), Tulsa, Oct 31, 2014
Receiving Yards	61, Cincinnati, Oct 4, 2014
Long Reception	32, Missouri St, Sep 5, 2015
All-Purpose Yards	135, Missouri St, Sep 5, 2015
Rush Attempts	1 (2x), Tulane, Nov 15, 2014
Punt Returns	4, at USF, Oct 2, 2015
Punt Return Yards	84, Missouri St, Sep 5, 2015
Long Punt Return	63, Missouri St, Sep 5, 2015
Punt Return TDs	1, Missouri St, Sep 5, 2015

## PROCTOR'S GAME-BY-GAME PUNT RETURN

Date	Opponent	No	Yds	Avg	TDs	LG
8/30/14	Austin Peay	1	8	8.0	0	8
9/5/15	Missouri St	3	84	28.0	1	63
9/12/15	at Kansas	4	13	3.3	0	8
9/19/15	at BGSU	1	-5	-5.0	0	0
9/24/15	Cincinnati	0	0	0.0	0	0
10/2/15	at USF	4	31	7.8	0	29



**#65**

**OFFENSIVE LINE**

**CHRISTOPHER ROBERSON**

**R-JUNIOR • 2L**

**6-7 • 330**

**MEMPHIS, TENN.**

**CENTRAL BAPTIST SCHOOL**

**MAJOR: CRIMINAL JUSTICE**

## ROBERSON'S CAREER OFFENSIVE LINE STATISTICS


YR	GAMES/STARTS	PLAYS/TOTAL TEAM PLAYS
2013	11/0	6/723
2014	13/0	47/1,012
2015	5/1	120/250
<b>Total</b>	<b>30/1</b>	<b>173/1,985</b>

## ROBERSON'S CAREER HIGHS

Offensive Plays	90, at Bowling Green, Sep 19, 2015
-----------------	------------------------------------

## ROBERSON'S GAME-BY-GAME OFFENSIVE LINE

Date	Opponent	Position - Plays
9/7/13	Duke	Special Teams
9/14/13	Middle Tennessee	Did Not Play
9/21/13	Arkansas State	Left Tackle - 6/71
10/5/13	UCF	Special Teams
10/12/13	Houston	Special Teams
10/19/13	SMU	Special Teams
10/30/13	Cincinnati	Special Teams
11/9/13	UT Martin	Special Teams
11/16/13	USF	Special Teams
11/23/13	Louisville	Special Teams
11/30/13	Temple	Special Teams
12/7/13	UConn	Special Teams
8/30/14	Austin Peay	Left Tackle - 24/82
9/6/14	UCLA	Special Teams
9/20/14	MTSU	Special Teams
9/27/14	Ole Miss	Special Teams
10/4/14	Cincinnati	Left Tackle - 11/94
10/11/14	Houston	Special Teams
10/25/14	SMU	Left Tackle - 9/80
10/31/14	Tulsa	Special Teams
11/7/14	Temple	Special Teams
11/15/14	Tulane	Special Teams
11/22/14	USF	Special Teams
11/27/14	UConn	Left Tackle - 3/85
12/22/14	BYU	Special Teams
9/5/15	Missouri St	Left Tackle - 21/81
9/12/15	at Kansas	Left Tackle - 9/79
9/19/15	at BGSU	Left Tackle - 90/90
9/24/15	Cincinnati	Special Teams
10/2/15	at USF	Special Teams



**#45**

**LINEBACKER**

**NOAH ROBINSON**

**SOPHOMORE • 1L**

**6-4 • 225**

**WORCESTER, MASS.**

**DOHERTY HS**

**ATLANTA SPORTS ACADEMY**

**MAJOR: SPORT AND LEISURE MANAGEMENT**

## ROBINSON'S CAREER DEFENSIVE STATISTICS

YR	G/S	UT	AT	TOT	PD	FR	FF	TFL	SK	INT
2014	13/1	18	7	25	0	0-0	0	2.5-8	0-0	0-0
2015	5/3	4	5	9	1	0-0	0	0-0	0-0	0-0
<b>Total</b>	<b>18/4</b>	<b>22</b>	<b>12</b>	<b>34</b>	<b>1</b>	<b>0-0</b>	<b>0</b>	<b>0-0</b>	<b>0-0</b>	<b>0-0</b>

## ROBINSON'S CAREER HIGHS

Tackles	4 (3x), Tulane, Nov 15, 2014
Tackles for Loss	1 (2x), Tulane, Nov 15, 2014
Pass Breakups	1, at Bowling Green, Sep 19, 2015

## ROBINSON'S GAME-BY-GAME DEFENSE

Date	Opponent	UT	AT	TT	TFL	SK	FF	PB	INT
8/30/14	Austin Peay	0	1	1	0-0	0-0	0	0	0-0
9/6/14	at UCLA	2	0	2	0-0	0-0	0	0	0-0
9/20/14	MTSU	1	0	1	1-1	0-0	0	0	0-0
9/27/14	at Ole Miss	2	2	4	0-0	0-0	0	0	0-0
10/4/14	at Cincinnati	2	2	2	0-0	0-0	0	0	0-0
10/11/14	Houston	0	1	1	0.5-2	0-0	0	0	0-0
10/25/14	at SMU	1	0	1	0-0	0-0	0	0	0-0

## ROBINSON'S GAME-BY-GAME DEFENSE

Date	Opponent	UT	AT	TT	TFL	SK	FF	PB	INT
10/31/14*	Tulsa	3	1	4	0-0	0-0	0	0	0-0
11/7/14	at Temple	1	0	1	0-0	0-0	0	0	0-0
11/15/14	at Tulane	4	0	4	1-5	0-0	0	0	0-0
11/22/14	USF	2	0	2	0-0	0-0	0	0	0-0
11/27/14	UConn	0	0	0	0-0	0-0	0	0	0-0
12/2/14	vs BYU	2	0	2	0-0	0-0	0	0	0-0
9/5/15*	Missouri St	2	0	2	0-0	0-0	0	0	0-0
9/12/15*	at Kansas	0	3	3	0-0	0-0	0	0	0-0
9/19/15*	at BGSU	0	2	2	0-0	0-0	0	1	0-0
9/24/15	Cincinnati	1	0	1	0-0	0-0	0	0	0-0
10/2/15	at USF	1	0	1	0-0	0-0	0	0	0-0



**#23**

**DEFENSIVE BACK**

**B.J. ROSS**

**JUNIOR • 2L**

**5-9 • 185**

**MELBOURNE, FLA.**

**PALM BAY HS**

**MAJOR: SPORT AND LEISURE MANAGEMENT**

## ROSS' CAREER DEFENSIVE STATISTICS

YR	G/S	UT	AT	TOT	PD	FR	FF	TFL	SK	INT
2013	12/0	1	0	1	0	0-0	0	0-0	0-0	0-0
2014	13/0	0	2	2	0	0-0	0	0-0	0-0	0-0
2015	5/0	1	0	1	0	0-0	0	0-0	0-0	0-0
<b>Total</b>	<b>29/0</b>	<b>2</b>	<b>2</b>	<b>4</b>	<b>0</b>	<b>0-0</b>	<b>0</b>	<b>0-0</b>	<b>0-0</b>	<b>0-0</b>

## ROSS' CAREER HIGHS

Tackles	1 (4x), at Kansas, Sep 5, 2015
---------	--------------------------------

## ROSS'S GAME-BY-GAME DEFENSE

Date	Opponent	UT	AT	TT	TFL	SK	FF	PB	INT
8/30/14	Austin Peay	0	1	1	0-0	0-0	0	0	0-0
9/6/14	at UCLA	0	0	0	0-0	0-0	0	0	0-0
9/20/14	MTSU	0	0	0	0-0	0-0	0	0	0-0
9/27/14	at Ole Miss	0	0	0	0-0	0-0	0	0	0-0
10/4/14	at Cincinnati	0	1	1	0-0	0-0	0	0	0-0
10/11/14	Houston	0	0	0	0-0	0-0	0	0	0-0
10/25/14	at SMU	0	0	0	0-0	0-0	0	0	0-0
10/31/14	Tulsa	0	0	0	0-0	0-0	0	0	0-0
11/7/14	at Temple	0	0	0	0-0	0-0	0	0	0-0
11/15/14	at Tulane	0	0	0	0-0	0-0	0	0	0-0
11/22/14	USF	0	0	0	0-0	0-0	0	0	0-0
11/27/14	UConn	0	0	0	0-0	0-0	0	0	0-0
12/2/14	vs BYU	0	0	0	0-0	0-0	0	0	0-0
9/5/15	Missouri St	0	0	0	0-0	0-0	0	0	0-0
9/12/15	at Kansas	0	0	0	0-0	0-0	0	0	0-0
9/19/15	at BGSU	0	0	0	0-0	0-0	0	0	0-0
9/24/15	Cincinnati	0	0	0	0-0	0-0	0	0	0-0
10/2/15	at USF	0	0	0	0-0	0-0	0	0	0-0



**#70**

**OFFENSIVE LINE**

**MICAH SIMMONS**

**SENIOR • 3L**

**6-3 • 295**

**LINDALE, TEXAS**

**LINDALE HS**

**B.S., HEALTH & HUMAN PERFORMANCE, MAY, 2015**

## SIMMONS' CAREER OFFENSIVE LINE STATISTICS

YR	GAMES/STARTS	PLAYS/TOTAL TEAM PLAYS
2012	12/3	284/772
2013	11/5	364/742
2014	10/0	250/915
2015	5/2	141/395
<b>Total</b>	<b>38/10</b>	<b>1,010/2,824</b>

## SIMMONS' CAREER HIGHS


Offensive Plays	84, at Marshall, Nov 3, 2012
-----------------	------------------------------

## SIMMONS' GAME-BY-GAME OFFENSIVE LINE

Date	Opponent	Position - Plays
9/12/12	UT Martin	Special Teams
9/8/12	Arkansas State	Special Teams
9/15/12	Middle Tennessee	Special Teams
9/22/12	Duke	Offensive Line - 13/50
10/6/12	Rice	Special Teams
10/13/12	East Carolina	Special Teams
10/20/12	UCF	Special Teams
10/27/12	SMU	Right Guard - 39/48
11/3/12*	Marshall	Right Guard - 84/84
11/10/12*	Tulane	Right Guard - 64/64
11/17/12*	UAB	Right Guard - 32/59
11/24/12	Southern Miss	Right Guard - 52/62
9/7/13	Duke	Did Not Play

## SIMMONS' GAME-BY-GAME OFFENSIVE LINE

Date	Opponent	Position - Plays
9/14/13	Middle Tennessee	Left Guard - 1/76
9/21/13	Arkansas State	Right Guard/Center - 11/71
10/5/13	UCF	Center - 1/74
10/12/13	Houston	Special Teams
10/19/13	SMU	Center - 48/76
10/30/13*	Cincinnati	Center - 61/61
11/9/13*	UT Martin	Center - 61/61
11/16/13*	USF	Center/Left Guard - 40/52 (5 C, 35 LG)
11/23/13*	Louisville	Left Guard - 58/59
11/30/13	Temple	Center - 17/62
12/7/13*	UConn	Center - 66/69
8/30/14	Austin Peay	Center - 34/82
9/6/14	UCLA	Center - 40/81
9/20/14	MTSU	Center - 18/86
9/27/14	Ole Miss	Did Not Play
10/4/14	Cincinnati	Center - 14/94
10/11/14	Houston	Center - 13/78
10/25/14	SMU	Center - 38/80
10/31/14	Tulsa	Center - 9/72
11/7/14	Temple	Center - 10/68
11/15/14	Tulane	Center - 40/65
11/22/14	USF	Did Not Play
11/29/14	UConn	Center - 3/85
12/2/14	BYU	Did Not Play
9/5/15*	Missouri St	Right Guard - 38/81
9/12/15*	at Kansas	Right Guard - 40/79
9/19/15	at BGSU	Right Guard - 6/90
9/24/15	Cincinnati	Right Guard - 49/73
10/2/15	at USF	Right Guard - 8/72



**#36**

**PLACE-KICKER/PUNTER**

**SPENCER SMITH**

**R-SOPHOMORE • 1L**

**6-1 • 195**

**NEWNAN, GA.**

**EAST COWETA HS**

**MAJOR: EXERCISE AND SPORT SCIENCE**

## SMITH'S CAREER SCORING STATISTICS

YR	G	PAT	FGM-FGA	PTS	AVG/G
2014	13	1-1	0-0	1	0.1
2015	5	0-0	0-0	0	0.0
<b>Total</b>	<b>18</b>	<b>1-1</b>	<b>0-0</b>	<b>1</b>	<b>0.1</b>

## SMITH'S CAREER PUNTING STATISTICS

YR	G	NO	YDS	AVG	LG	BL	TB	FC	50+	I20
2014	13	58	2,335	40.3	58	0	1	27	9	18
2015	5	17	843	49.6	72	0	3	6	9	6
<b>Total</b>	<b>18</b>	<b>75</b>	<b>3,178</b>	<b>42.4</b>	<b>72</b>	<b>0</b>	<b>4</b>	<b>33</b>	<b>18</b>	<b>24</b>

## SMITH'S CAREER KICKOFF STATISTICS

YR	G	NO	RET	YDS	AVG	TB	OB	FC	OSK
2014	13	1	0	65	65.0	1	0	0	0

## SMITH'S CAREER HIGHS

Points Scored	1, SMU, Oct 25, 2014
Kick PATs	1, SMU, Oct 25, 2014
Points by Kicking	1, SMU, Oct 25, 2014
Punting Average	52.7, Cincinnati, Sep 24, 2015
Punt Attempts	9, Ole Miss, Sep 27, 2014
Punt Yards	386, Ole Miss, Sep 27, 2014
Longest Punt	72, Cincinnati, Sep 24, 2015

## SMITH'S GAME-BY-GAME PUNTING

Date	Opponent	No	Yds	Avg	LG	TB	FC	50+	I20
8/30/14	Austin Peay	2	102	51.0	55	1	0	1	0
9/6/14	at UCLA	7	276	39.4	49	0	1	0	4
9/20/14	MTSU	1	8	8.0	8	0	0	0	0
9/27/14	at Ole Miss	9	386	42.9	53	0	4	2	2
10/4/14	at Cincinnati	2	67	33.5	35	0	1	0	0
10/11/14	Houston	5	195	39.0	44	0	3	0	2
10/25/14	at SMU	1	46	46.0	46	0	0	0	1
10/31/14	Tulsa	4	158	39.5	43	0	4	0	3
11/7/14	at Temple	7	251	35.9	47	0	4	0	1
11/15/14	at Tulane	8	375	46.9	58	0	2	4	3
11/22/14	USF	1	48	48.0	48	0	0	0	0
11/29/14	vs UConn	6	226	37.7	53	0	4	1	1
12/2/14	BYU	5	197	39.4	53	0	4	1	1
9/5/15	Missouri St	4	186	46.5	55	1	2	2	2
9/12/15	at Kansas	1	54	54.0	54	0	0	1	0
9/19/15	at BGSU	4	192	48.0	53	0	3	2	3
9/24/15	Cincinnati	6	316	52.7	72	1	0	4	0
10/2/15	at USF	2	95	47.5	49	0	1	0	1



**#75** **OFFENSIVE LINE**  
**MICHAEL STANNARD**  
 R-JUNIOR • 2L  
 6-2 • 280  
 COLUMBIA, Mo.  
 ROCK BRIDGE HS  
 MAJOR: EXERCISE AND SPORT SCIENCE

**STANNARD'S CAREER OFFENSIVE LINE STATISTICS**


YR	GAMES/STARTS	PLAYS/TOTAL TEAM PLAYS
2012	11/0	6/700
2014	12/6	315/1,012
2015	5/0	31/160
<b>Totals</b>	<b>28/6</b>	<b>352/1,772</b>

**STANNARD'S CAREER HIGHS**

Offensive Plays	68, Tulsa, Oct 31, 2014
-----------------	-------------------------

**STANNARD'S GAME-BY-GAME OFFENSIVE LINE**

Date	Opponent	Position - Plays
9/22/12	Duke	Right Guard - 6/50
9/30/14*	Austin Peay	Right Guard - 30/82
9/6/14*	UCLA	Right Guard - 41/82
9/20/14	MTSU	Right Guard - 18/86
9/27/14	Ole Miss	Right Guard - 15/62
10/4/14	Cincinnati	Right Guard - 10/94
10/11/14	Houston	Special Teams
10/25/14*	SMU	Right Guard - 27/80
10/31/14*	Tulsa	Right Guard - 68/72
11/7/14*	Temple	Right Guard - 58/68
11/15/14*	Tulane	Right Guard - 41/65
11/22/14	USF	Did Not Play
11/29/14	UConn	Special Teams
12/2/14	BYU	Special Teams
11/29/14	UConn	Right Guard - 7/85
9/5/15	Missouri St	Center/Left Guard - 24/81
9/12/15	at Kansas	Center - 9/79
9/19/15	at Bowling Green	Special Teams
9/24/15	Cincinnati	Special Teams
10/2/15	at USF	Special Teams



**#15** **QUARTERBACK**  
**JASON STEWART**  
 SENIOR • 1L  
 6-3 • 205  
 ALEXANDRIA, VA.  
 HAYFIELD SECONDARY HS  
 FORT SCOTT CC/DODGE CITY CC  
 MAJOR: SPORT AND LEISURE MANAGEMENT

**STEWART'S CAREER PASSING STATISTICS**

YR	G/S	CMP	ATT	INT	YDS	TD	LG	PCT	AVG/P	AVG/G
2014	5/0	3	4	0	45	1	29	.750	11.3	9.0

**STEWART'S CAREER RUSHING STATISTICS**

YR	G/S	NO	YDS	AVG/C	YDS	LG	AVG/G
2014	5/0	6	23	3.8	0	14	4.6

**STEWART'S CAREER HIGHS**


Rush Attempts	4, SMU, Oct 25, 2014
Rush Yards	14, Cincinnati, Oct 4, 2014
Long Rush	14, Cincinnati, Oct 4, 2014
Total Offense Attempts	5, SMU, Oct 25, 2014
Total Offense Yards	46, SMU, Oct 25, 2014
All-Purpose Yards	14, Cincinnati, Oct 4, 2014

**STEWART'S GAME-BY-GAME PASSING**

Date	Opponent	Att	Comp	YDS	INT	TD	LG
8/30/14	Austin Peay	0	0	0	0	0	0
10/4/14	at Cincinnati	0	0	0	0	0	0
10/25/14	at SMU	4	3	45	0	1	29
11/15/14	at Tulane	0	0	0	0	0	0
11/29/14	UConn	0	0	0	0	0	0

**STEWART'S GAME-BY-GAME RUSHING**

Date	Opponent	No	Yds	Avg	TDs	LG
8/30/14	Austin Peay	1	8	8.0	0	8
10/4/14	at Cincinnati	1	14	14.0	0	14
10/25/14	at SMU	4	1	0.3	0	7
11/15/14	at Tulane	0	0	0.0	0	0
11/29/14	UConn	0	0	0.0	0	0



**#33** **LINEBACKER**  
**PHILLIP SUMPTER**  
 R-SOPHOMORE • 1L  
 5-11 • 200  
 EDMOND, OKLA.  
 SANTA FE HS  
 MAJOR: SPORT AND LEISURE MANAGEMENT

**SUMPTER'S CAREER DEFENSIVE STATISTICS**


YR	G/S	UT	AT	TOT	PD	FR	FF	TFL	SK	INT
2014	2/0	2	0	2	0	0-0	0	1.0-4	0-0	0-0
2015	5/0	4	0	4	0	0-0	0	1.0-3	0-0	0-0
<b>Total</b>	<b>6/0</b>	<b>6</b>	<b>0</b>	<b>6</b>	<b>0</b>	<b>0-0</b>	<b>0</b>	<b>2-7</b>	<b>0-0</b>	<b>0-0</b>

**SUMPTER'S CAREER HIGHS**

Tackles	3, Missouri St, Sep 5, 2015
Tackles for Loss	1 (2x), Missouri St, Sep 5, 2015

**SUMPTER'S GAME-BY-GAME DEFENSE**

Date	Opponent	UT	AT	TT	TFL	SK	FF	PB	INT
8/30/14	Austin Peay	2	0	2	1.0-4	0-0	0	0	0-0
11/15/14	at Tulane	0	0	0	0-0	0-0	0	0	0-0
9/5/15	Missouri St	3	0	3	0-0	0-0	0	0	0-0
9/12/15	at Kansas	1	0	1	0-0	0-0	0	0	0-0
9/19/15	at BGSU				Did Not Play				
9/24/15	Cincinnati	0	0	0	0-0	0-0	0	0	0-0
10/2/15	at USF	0	0	0	0-0	0-0	0	0	0-0



**#48** **DEFENSIVE END**  
**ERNEST SUTTLES**  
 R-SOPHOMORE • 1L  
 6-5 • 265  
 TAMPA, FLA.  
 GAITHER HS  
 MAJOR: MANAGEMENT

**HONORS (ACADEMIC/ATHLETIC)**

**SUTTLES' CAREER DEFENSIVE STATISTICS**

YR	G/S	UT	AT	TOT	PD	FR	FF	TFL	SK	INT
2014	13/6	10	2	12	0	1-0	0	4.0-27	2.0-20	0-0
2015	4/3	4	0	4	0	0	0	1-4	0-0	0-0
<b>Total</b>	<b>17/9</b>	<b>14</b>	<b>2</b>	<b>16</b>	<b>0</b>	<b>1-0</b>	<b>0</b>	<b>5.0-31</b>	<b>2.0-20</b>	<b>0-0</b>

**SUTTLES' CAREER HIGHS**

Tackles	3 (2x), Cincinnati, Sep 24, 2015
Tackles for Loss	1 (5x), Cincinnati, Sep 24, 2015
Sacks	1 (2x), Temple, Nov 14, 2014
Fumble Recoveries	1, Austin Peay, Aug 30, 2014

**SUTTLES' GAME-BY-GAME DEFENSE**

Date	Opponent	UT	AT	TT	TFL	SK	FR	PB	INT
8/30/14*	Austin Peay	2	1	3	1-14	1-14	1	0	0-0
9/6/14*	at UCLA	1	0	1	0-0	0-0	0	0	0-0
9/20/14*	MTSU	0	0	0	0-0	0-0	0	0	0-0
9/27/14	at Ole Miss	2	0	2	1-6	0-0	0	0	0-0
10/4/14*	at Cincinnati	1	0	1	0-0	0-0	0	0	0-0
10/11/14*	Houston	0	0	0	0-0	0-0	0	0	0-0
10/25/14	at SMU	0	0	0	0-0	0-0	0	0	0-0
10/31/14	Tulsa	1	0	1	0-0	0-0	0	0	0-0
11/7/14	at Temple	1	0	1	1-6	1-6	0	0	0-0
11/15/14	at Tulane	0	1	1	0-0	0-0	0	0	0-0
11/22/14	USF	1	0	1	0-0	0-0	0	0	0-0
11/29/14	UConn	0	0	0	0-0	0-0	0	0	0-0
12/2/14	vs BYU	1	0	1	1-1	0-0	0	0	0-0
9/5/15	Missouri St				Did Not Play				
9/12/15*	at Kansas	0	0	0	0-0	0-0	0	0	0-0
9/19/15*	at BGSU	0	0	0	0-0	0-0	0	0	0-0
9/24/15	Cincinnati	3	0	3	1-4	0-0	0	0	0-0
10/2/15*	at USF	1	0	1	0-0	0-0	0	0	0-0



**#72** **OFFENSIVE LINEMAN**  
**TREVON TATE**  
 R-FRESHMAN • SQ  
 6-4 • 280  
 HOUSTON, TEXAS  
 NORTH SHORE HS  
 MAJOR: UNDECLARED

**TATE'S CAREER OFFENSIVE LINE STATISTICS**

YR	GAMES/STARTS	PLAYS/TOTAL TEAM PLAYS
2015	5/2	208/395

**TATE'S CAREER HIGHS**

Offensive Plays	65, at USF, Oct 2, 2015
-----------------	-------------------------

**TATE'S GAME-BY-GAME OFFENSIVE LINE**

Date	Opponent	Position - Plays
9/5/15	Missouri St	Right Tackle - 24/81
9/12/15	at Kansas	Right Tackle - 50/79
9/19/15*	at BGSU	Right Tackle - 39/90
9/24/15*	Cincinnati	Right Tackle - 40/73
10/2/15	at USF	Right Tackle - 65/72



**#32** **DEFENSIVE BACK**  
**DASHAUGHN TERRY**  
 SOPHOMORE • 1L  
 6-0 • 190  
 BLUE SPRINGS, Mo.  
 BLUE SPRINGS HS  
 IOWA WESTERN JUNIOR COLLEGE  
 MAJOR: EXERCISE AND SPORT SCIENCE

**TERRY'S CAREER DEFENSIVE STATISTICS**

YR	G/S	UT	AT	TOT	PD	FR	FF	TFL	SK	INT
2014	13/0	16	6	22	2	0-0	1	1.0-2	0-0	1-0
2015	5/4	10	3	13	0	0-0	0	0-0	0-0	0-0
<b>Total</b>	<b>18/4</b>	<b>26</b>	<b>9</b>	<b>35</b>	<b>2</b>	<b>0-0</b>	<b>1</b>	<b>1.0-2</b>	<b>0-0</b>	<b>0-0</b>

**TERRY'S CAREER HIGHS**

Tackles	4 (3x), USF, Nov 22, 2014
Tackles for Loss	1, SMU, Oct 25, 2015
Forced Fumbles	1, USF, Nov 22, 2014
Interceptions	1, BYU, Dec 22, 2014

**TERRY'S GAME-BY-GAME DEFENSE**

Date	Opponent	UT	AT	TT	TFL	SK	FF	PB	INT
8/30/14	Austin Peay	0	1	1	0-0	0-0	0	0	0-0
9/6/14	at UCLA	0	0	0	0-0	0-0	0	0	0-0
9/20/14	MTSU	0	0	0	0-0	0-0	0	0	0-0
9/27/14	at Ole Miss	0	0	0	0-0	0-0	0	0	0-0
10/4/14	at Cincinnati	0	0	0	0-0	0-0	0	0	0-0
10/11/14	Houston	0	0	0	0-0	0-0	0	0	0-0
10/25/14	at SMU	2	1	3	1-2	0-0	0	0	0-0
10/31/14	Tulsa	2	0	2	0-0	0-0	0	0	0-0
11/7/14	at Temple	4	0	4	0-0	0-0	0	0	0-0
11/15/14	at Tulane	4	0	4	0-0	0-0	0	0	0-0
11/22/14	USF	2	2	4	0-0	0-0	1	0	0-0
11/29/14	UConn	1	0	1	0-0	0-0	0	0	0-0
12/2/14	vs BYU	1	2	3	0-0	0-0	0	0	0-0
9/5/15*	Missouri St	3	0	3	0-0	0-0	0	0	0-0
9/12/15*	at Kansas	2	1	3	0-0	0-0	0	0	0-0
9/19/15*	at BGSU	1	2	3	0-0	0-0	0	0	0-0
9/24/15*	Cincinnati	3	0	3	0-0	0-0	0	0	0-0
10/2/15	at USF	1	0	1	0-0	0-0	0	0	0-0



**#63** **OFFENSIVE LINEMAN**  
**TYLER UELTON**  
 SENIOR • 1L  
 6-3 • 310  
 GREAT BEND, Kan.  
 GREAT BEND HS  
 BUTLER COMMUNITY COLLEGE  
 MAJOR: TEACHER EDUCATION

**UELTON'S CAREER OFFENSIVE LINE STATISTICS**

YR	GAMES/STARTS	PLAYS/TOTAL TEAM PLAYS
2014	13/13	823/1012
2015	5/5	288/395
<b>Total</b>	<b>18/18</b>	<b>1117/1407</b>

**UELTON'S CAREER HIGHS**

Offensive Plays	97, BYU, Dec 22, 2014
-----------------	-----------------------

**UELTON'S GAME-BY-GAME OFFENSIVE LINE**

Date	Opponent	Position - Plays
8/30/14*	Austin Peay	Left Guard - 42/82
9/6/14*	UCLA	Left Guard - 77/81
9/20/14*	MTSU	Left Guard - 70/86
9/27/14*	Ole Miss	Left Guard - 34/62
10/4/14*	Cincinnati	Left Guard - 83/94
10/11/14*	Houston	Left Guard - 78/78
10/25/14*	SMU	Left Guard - 42/80
10/31/14*	Tulsa	Left Guard - 68/72
11/7/14*	Temple	Left Guard - 58/68
11/15/14*	Tulane	Left Guard - 32/65
11/22/14*	USF	Left Guard - 60/62
11/29/14*	UConn	Left Guard - 82/85
12/2/14*	BYU	Left Guard - 97/97
9/5/15*	Missouri St	Left Guard - 57/81
9/12/15*	at Kansas	Left Guard - 51/79



USELTON'S GAME-BY-GAME OFFENSIVE LINE		
Date	Opponent	Position - Plays
9/19/15*	at BGSU	Left Guard - 90/90
9/24/15*	Cincinnati	Left Guard - 65/73
10/2/15*	at USF	Left Guard - 25/72



**#24**

**RUNNING BACK**

**TEARRIS WALLACE**

**R-SOPHOMORE • 1L**  
**5-10 • 220**

**BENTONVILLE, ARK.**  
**BENTONVILLE HS**


**MAJOR: MARKETING MANAGEMENT**

WALLACE'S CAREER RUSHING STATISTICS								
YR	G/S	NO	YDS	AVG/C	TDS	LG	AVG/G	
2014	3/0	14	53	3.8	0	7	17.7	
2015	1/0	3	12	4.0	0	6	12.0	
<b>Total</b>	<b>4/0</b>	<b>17</b>	<b>65</b>	<b>3.9</b>	<b>0</b>	<b>7</b>	<b>16.2</b>	

WALLACE'S CAREER RECEIVING STATISTICS								
YR	G/S	NO	YDS	AVG/C	TDS	LG	REC/G	AVG/G
2014	3/0	1	1	1.0	0	1	0.3	0.3
2015	1/0	0	0	0.0	0	0	0.0	0.0
<b>Total</b>	<b>4/0</b>	<b>1</b>	<b>1</b>	<b>1.0</b>	<b>0</b>	<b>1</b>	<b>0.2</b>	<b>0.2</b>

WALLACE'S CAREER HIGHS	
Rush Attempts	10, vs Austin Peay, Aug 30, 2014
Rush Yards	37, vs Austin Peay, Aug 30, 2014
Long Rush	7, vs Austin Peay, Aug 30, 2014
Receptions	1, Ole Miss, Sep 27, 2014
Receiving Yards	1, Ole Miss, Sep 27, 2014
Total Offense Attempts	10, vs Austin Peay, Aug 30, 2014
Total Offense Yards	37, vs Austin Peay, Aug 30, 2014
All-Purpose Yards	37, vs Austin Peay, Aug 30, 2014

WALLACE'S GAME-BY-GAME RUSHING						
Date	Opponent	No	Yds	Avg	Tds	LG
8/30/14	Austin Peay	10	37	3.7	0	7
9/6/14	at UCLA		Did Not Play			
9/20/14	MTSU		Did Not Play			
9/27/14	at Ole Miss	2	10	5.0	0	5
10/4/14	at Cincinnati		Did Not Play			
10/11/14	Houston		Did Not Play			
10/25/14	at SMU		Did Not Play			
10/31/14	Tulsa		Did Not Play			
11/7/14	at Temple		Did Not Play			
11/15/14	at Tulane		Did Not Play			
11/22/14	USF		Did Not Play			
11/29/14	UConn	2	6	3.0	0	4
12/22/14	BYU		Did Not Play			
9/5/15	vs Missouri St	3	12	4.0	0	6



**#30**

**LINEBACKER**

**SHAREEF WHITE**

**SOPHOMORE • 1L**  
**6-1 • 235**

**GRENADA, MISS.**  
**GRENADA HS**


**MAJOR: UNDECLARED**

WHITE'S CAREER DEFENSIVE STATISTICS										
YR	G/S	UT	AT	TOT	PD	FR	FF	TFL	SK	INT
2014	13/0	13	6	19	1	0-0	0	0-0	0-0	0-0
2015	5/2	18	3	21	0	0-0	0	4-11	0-0	0-0
<b>Total</b>	<b>18/2</b>	<b>31</b>	<b>9</b>	<b>40</b>	<b>1</b>	<b>0-0</b>	<b>0</b>	<b>4-11</b>	<b>0-0</b>	<b>0-0</b>

WHITE'S CAREER HIGHS	
Tackles	7, at Kansas, Sep 12, 2015
Tackles for Loss	2, at Kansas, Sep 12, 2015
Pass Break Ups	1, Tulane, Nov 15, 2014

WHITE'S GAME-BY-GAME DEFENSE										
Date	Opponent	UT	AT	TT	TFL	SK	FF	PB	INT	
8/30/14	Austin Peay	1	3	4	0-0	0-0	0	0	0	0-0
9/6/14	at UCLA	0	0	0	0-0	0-0	0	0	0	0-0
9/20/14	MTSU	0	1	1	0-0	0-0	0	0	0	0-0
9/27/14	at Ole Miss	0	0	0	0-0	0-0	0	0	0	0-0
10/4/14	at Cincinnati	1	1	2	0-0	0-0	0	0	0	0-0
10/11/14	Houston	1	0	1	0-0	0-0	0	0	0	0-0
10/25/14	at SMU	0	1	1	0-0	0-0	0	0	0	0-0
10/31/14	Tulsa	3	0	3	0-0	0-0	0	0	0	0-0
11/7/14	at Temple	0	0	0	0-0	0-0	0	0	0	0-0
11/15/14	at Tulane	6	0	6	0-0	0-0	0	1	0	0-0
11/22/14	USF	0	0	0	0-0	0-0	0	0	0	0-0
11/29/14	UConn	0	0	0	0-0	0-0	0	0	0	0-0

WHITE'S GAME-BY-GAME DEFENSE										
Date	Opponent	UT	AT	TT	TFL	SK	FF	PB	INT	
12/22/14	vs BYU	1	0	1	0-0	0-0	0	0	0	0-0
9/5/15*	Missouri St	0	0	0	0-0	0-0	0	0	0	0-0
9/12/15*	at Kansas	6	1	7	2-4	0-0	0	0	0	0-0
9/19/15	at BGSU	4	1	5	1-5	0-0	0	0	0	0-0
9/24/15	Cincinnati	4	1	5	1-2	0-0	0	0	0	0-0
10/2/15	at USF	4	0	4	0-0	0-0	0	0	0	0-0



**#27**

**DEFENSIVE BACK**

**DION WITTY**

**SENIOR • 3L**  
**5-10 • 190**


**CORAL SPRINGS, FLA.**  
**CORAL SPRINGS HS**

**MAJOR: SPORT AND LEISURE MANAGEMENT**

WITTY'S CAREER DEFENSIVE STATISTICS										
YR	G/S	UT	AT	TOT	PD	FR	FF	TFL	SK	INT
2012	7/0	0	2	2	0	0-0	0	0-0	0-0	0-0
2013	8/0	7	5	12	2	1-0	0	0.5-1	0-0	1-22
2014	11/2	5	1	6	2	0-0	0	0-0	0-0	0-0
2015	5/4	14	4	18	2	0-0	0	0-0	0-0	0-0
<b>Total</b>	<b>31/6</b>	<b>26</b>	<b>12</b>	<b>38</b>	<b>6</b>	<b>1-0</b>	<b>0</b>	<b>0.5-1</b>	<b>0-0</b>	<b>1-22</b>

WITTY'S CAREER HIGHS	
Tackles	9, Cincinnati, Sep 24, 2015
Fumbles Recovered	1, Duke, Sep 7, 2013
Tackles for Loss	0.5, at Houston, Oct 12, 2013
Interceptions	1, at USF, Nov 16, 2013
Long Int Return	22, at USF, Nov 16, 2013
Pass Breakups	1 (6x), Cincinnati, Sep 24, 2015

WITTY'S GAME-BY-GAME DEFENSE										
Date	Opponent	UT	AT	TT	TFL	SK	FF	PB	INT	
9/7/13	Duke	2	0	2	0-0	0-0	0	0	0	0-0
9/14/13	at MTSU	0	0	0	0-0	0-0	0	0	0	0-0
9/21/13	Arkansas State				Did Not Play					
10/5/13	UCF	0	0	0	0-0	0-0	0	0	0	0-0
10/12/13	at Houston	1	3	4	0.5-1	0-0	0	0	0	0-0
10/19/13	SMU	0	0	0	0-0	0-0	0	0	1	0-0
10/30/13	Cincinnati				Did Not Play					
11/9/13	UT Martin	1	1	2	0-0	0-0	0	0	0	0-0
11/16/13	at USF	2	1	3	0-0	0-0	0	1	1-22	
11/23/13	at Louisville				Did Not Play					
11/30/13	Temple	1	0	1	0-0	0-0	0	0	0	0-0
12/7/13	at UConn				Did Not Play					
8/30/14	Austin Peay	0	0	0	0-0	0-0	0	0	0	0-0
9/6/14	at UCLA	0	0	0	0-0	0-0	0	0	0	0-0
9/20/14	MTSU				Did Not Play					
9/27/14	at Ole Miss				Did Not Play					
10/4/14	at Cincinnati	3	1	4	0-0	0-0	0	1	1	0-0
10/11/14	Houston	0	0	0	0-0	0-0	0	0	0	0-0
10/25/14*	at SMU	0	0	0	0-0	0-0	0	0	0	0-0
10/31/14*	Tulsa	2	0	2	0-0	0-0	0	1	0	0-0
11/7/14	at Temple	0	0	0	0-0	0-0	0	0	0	0-0
11/15/14	at Tulane	0	0	0	0-0	0-0	0	0	0	0-0
11/22/14	USF	0	0	0	0-0	0-0	0	0	0	0-0
11/29/14	UConn	0	0	0	0-0	0-0	0	0	0	0-0
12/22/14	vs BYU	0	0	0	0-0	0-0	0	0	0	0-0
9/5/15	Missouri St	1	1	2	0-0	0-0	0	0	0	0-0
9/12/15*	at Kansas	2	1	3	0-0	0-0	0	1	0	0-0
9/19/15*	at BGSU	2	1	3	0-0	0-0	0	1	0	0-0
9/24/15*	Cincinnati	8	1	9	0-0	0-0	0	1	0	0-0
10/2/15*	at USF	1	0	1	0-0	0-0	0	0	0	0-0



**#31**

**DEFENSIVE BACK**

**ANTHONY YOUNG**

**SOPHOMORE • 1L**  
**6-0 • 200**


**MEMPHIS, TENN.**  
**WHITE STATION HS**

**MAJOR: INTERDISCIPLINARY STUDIES**

YOUNG'S CAREER DEFENSIVE STATISTICS										
YR	G/S	UT	AT	TOT	PD	FR	FF	TFL	SK	INT
2014	7/0	5	0	5	0	0-0	0	0-0	0-0	0-0
2015	1/0	6	0	1	0	0-0	0	0-0	0-0	0-0
<b>Total</b>	<b>8/0</b>	<b>6</b>	<b>0</b>	<b>6</b>	<b>0</b>	<b>0-0</b>	<b>0</b>	<b>0-0</b>	<b>0-0</b>	<b>0-0</b>

YOUNG'S CAREER HIGHS	
Tackles	2 (2x), Tulane, Nov 15, 2014

YOUNG'S GAME-BY-GAME DEFENSE										
Date	Opponent	UT	AT	TT	TFL	SK	FF	PB	INT	
8/30/14	Austin Peay	2	0	2	0-0	0-0	0	0	0	0-0
9/6/14	UCLA	0	0	0	0-0	0-0	0	0	0	0-0
9/20/14	MTSU	1	0	1	0-0	0-0	0	0	0	0-0
9/27/14	Ole Miss	0	0	0	0-0	0-0	0	0	0	0-0
10/4/14	Cincinnati				Did Not Play					
10/11/14	Houston				Did Not Play					
10/25/14	SMU				Did Not Play					
11/7/14	Temple				Did Not Play					
11/15/14	Tulane	2	0	2	0-0	0-0	0	0	0	0-0
11/22/14	USF				Did Not Play					
11/29/14	UConn	0	0	0	0-0	0-0	0	0	0	0-0
12/22/14	BYU	0	0	0	0-0	0-0	0	0	0	0-0
9/5/15	Missouri St				Did Not Play					
9/12/15	at Kansas				Did Not Play					
9/19/15	at BGSU				Did Not Play					
9/24/15	Cincinnati				Did Not Play					
10/2/15	at USF	1	0	01	0-0	0-0	0	0	0	0-0



**#84**

**TIGHT END**

**ROBBY YOUNG**

**R-SOPHOMORE • 1L**  
**6-4 • 255**

**GERMANTOWN, TENN.**  
**CHRISTIAN BROTHERS HS**

**MAJOR: MANAGEMENT**

YOUNG'S CAREER RECEIVING STATISTICS								
YR	G/S	NO	YDS	AVG/C	TDS	LG	REC/G	AVG/G
2014	9/0	1	29	29.0	1	29	0.1	3.2
2015	4/0	0	0	0.0	0	0	0.0	0.0
<b>Total</b>	<b>13/0</b>	<b>1</b>	<b>29</b>	<b>29.0</b>	<b>1</b>	<b>29</b>	<b>0.1</b>	<b>2.6</b>

||
||
||



**2015 Memphis Football**  
**Memphis Game Results (Oct 2, 2015)**  
**All games**



Date	Opponent		Score	Overall	Conference	Time	Attend
Sep 05, 2015	MISSOURI STATE	W	63-7	1-0	0-0	3:02	41730
Sep 12, 2015	at Kansas	W	55-23	2-0	0-0	3:20	37798
Sep 19, 2015	at Bowling Green	W	44-41	3-0	0-0	3:37	21178
* Sep 24, 2015	CINCINNATI	W	53-46	4-0	1-0	4:07	45172
* Oct 02, 2015	at USF	W	24-17	5-0	2-0	3:10	22546

\* Denotes American Athletic Conference game.



**2015 Memphis Football**  
**Memphis Overall Team Statistics (Oct 2, 2015)**  
**All games**



<b>Team Statistics</b>	<b>MEM</b>	<b>OPP</b>
SCORING	239	134
Points Per Game	47.8	26.8
Points Off Turnovers	31	10
FIRST DOWNS	131	114
Rushing	54	36
Passing	67	63
Penalty	10	15
RUSHING YARDAGE	1031	658
Yards gained rushing	1159	799
Yards lost rushing	128	141
Rushing Attempts	238	184
Average Per Rush	4.3	3.6
Average Per Game	206.2	131.6
TDs Rushing	17	6
PASSING YARDAGE	1675	1534
Comp-Att-Int	113-157-0	116-198-4
Average Per Pass	10.7	7.7
Average Per Catch	14.8	13.2
Average Per Game	335.0	306.8
TDs Passing	12	10
TOTAL OFFENSE	2706	2192
Total Plays	395	382
Average Per Play	6.9	5.7
Average Per Game	541.2	438.4
KICK RETURNS: #-Yards	16-369	10-164
PUNT RETURNS: #-Yards	12-123	5-33
INT RETURNS: #-Yards	4-63	0-0
KICK RETURN AVERAGE	23.1	16.4
PUNT RETURN AVERAGE	10.2	6.6
INT RETURN AVERAGE	15.8	0.0
FUMBLES-LOST	6-4	8-3
PENALTIES-Yards	39-403	39-359
Average Per Game	80.6	71.8
PUNTS-Yards	24-1106	33-1365
Average Per Punt	46.1	41.4
Net punt average	42.2	37.0
KICKOFFS-Yards	42-2705	29-1809
Average Per Kick	64.4	62.4
Net kick average	42.0	39.3
TIME OF POSSESSION/Game	31:09	28:51
3RD-DOWN Conversions	34/72	26/79
3rd-Down Pct	47%	33%
4TH-DOWN Conversions	5/6	2/5
4th-Down Pct	83%	40%
SACKS BY-Yards	8-56	7-54
MISC YARDS	0	0
TOUCHDOWNS SCORED	31	16
FIELD GOALS-ATTEMPTS	7-8	8-10
ON-SIDE KICKS	1-1	0-0
RED-ZONE SCORES	(27-28) 96%	(14-17) 82%
RED-ZONE TOUCHDOWNS	(23-28) 82%	(8-17) 47%
PAT-ATTEMPTS	(30-30) 100%	(14-15) 93%
ATTENDANCE	86902	81522
Games/Avg Per Game	2/43451	3/27174
Neutral Site Games		0/0

<b>Score by Quarters</b>	<b>1st</b>	<b>2nd</b>	<b>3rd</b>	<b>4th</b>	<b>OT</b>	<b>Total</b>
Memphis	62	56	68	53	0	239
Opponents	41	39	24	30	0	134



**2015 Memphis Football**  
**Memphis Overall Individual Statistics (Oct 2, 2015)**  
**All games**



Rushing	gp	att	gain	loss	net	avg	td	lg	avg/g
COOPER, Jarvis	5	50	244	0	244	4.9	4	26	48.8
CRAFT, Sam	5	50	225	26	199	4.0	4	17	39.8
DORCEUS, Doroland	5	44	180	5	175	4.0	4	17	35.0
HENDERSON, Jamariu	4	27	159	8	151	5.6	2	26	37.8
LYNCH, Paxton	5	36	170	54	116	3.2	1	20	23.2
FRAZIER, Mose	5	7	75	3	72	10.3	2	60	14.4
OGLESBY, Jae'Lon	4	3	58	0	58	19.3	0	31	14.5
MILLER, Anthony	5	5	15	0	15	3.0	0	6	3.0
WALLACE, Tearris	2	3	12	0	12	4.0	0	6	6.0
JACOBS, Nick	3	1	11	0	11	11.0	0	11	3.7
HOLGORSEN, Clay	2	2	6	0	6	3.0	0	3	3.0
LEE, Darius	1	1	4	0	4	4.0	0	4	4.0
JONES, Tevin	5	2	0	7	-7	-3.5	0	0	-1.4
TEAM	4	6	0	11	-11	-1.8	0	0	-2.8
PROCTOR, Roderick	5	1	0	14	-14	-14.0	0	0	-2.8
Total	5	238	1159	128	1031	4.3	17	60	206.2
Opponents	5	184	799	141	658	3.6	6	29	131.6

Passing	gp	effic	comp-att-int	pct	yds	td	lg	avg/g
LYNCH, Paxton	5	181.47	103-146-0	70.5	1535	10	82	307.0
HOLGORSEN, Clay	2	203.64	9-10-0	90.0	96	1	17	48.0
MAYHUE, Phil	5	799.60	1-1-0	100.0	44	1	44	8.8
Total	5	186.82	113-157-0	72.0	1675	12	82	335.0
Opponents	5	136.29	116-198-4	58.6	1534	10	94	306.8

Receiving	gp	no.	yds	avg	td	lg	avg/g
FRAZIER, Mose	5	21	279	13.3	2	44	55.8
MAYHUE, Phil	5	17	243	14.3	0	33	48.6
MILLER, Anthony	5	15	304	20.3	1	82	60.8
PROCTOR, Roderick	5	13	206	15.8	0	61	41.2
JONES, Tevin	5	10	190	19.0	2	48	38.0
CROSS, Alan	5	9	87	9.7	1	21	17.4
CRAFT, Sam	5	8	114	14.2	2	60	22.8
OGLESBY, Jae'Lon	4	7	102	14.6	1	30	25.5
MONTIEL, Daniel	5	5	39	7.8	2	23	7.8
McKILLION, Greg	3	3	29	9.7	0	17	9.7
DORCEUS, Doroland	5	2	63	31.5	1	55	12.6
COOPER, Jarvis	5	1	9	9.0	0	9	1.8
HURD, Daniel	3	1	6	6.0	0	6	2.0
HENDERSON, Jamariu	4	1	4	4.0	0	4	1.0
Total	5	113	1675	14.8	12	82	335.0
Opponents	5	116	1534	13.2	10	94	306.8

Punt Returns	no.	yds	avg	td	lg
PROCTOR, Roderick	12	123	10.2	1	63
Total	12	123	10.2	1	63
Opponents	5	33	6.6	0	16

Interceptions	no.	yds	avg	td	lg
BALL, Reggis	2	1	0.5	0	1
PEGUES, Leonard	1	3	3.0	0	3
MAULET, Arthur	1	59	59.0	1	59
Total	4	63	15.8	1	59
Opponents	0	0	0.0	0	0

Kick Returns	no.	yds	avg	td	lg
OGLESBY, Jae'Lon	9	246	27.3	0	48
CRAFT, Sam	7	123	17.6	0	27
Total	16	369	23.1	0	48
Opponents	10	164	16.4	0	29

Fumble Returns	no.	yds	avg	td	lg
Total	0	0	0.0	0	0
Opponents	2	4	2.0	0	2



**2015 Memphis Football**  
**Memphis Overall Individual Statistics (Oct 2, 2015)**  
**All games**



Scoring	td	fg	PAT				dxp	saf	pts
			kick	rush	rcv	pass			
ELLIOTT, Jake	-	7-8	30-30	-	-	-	-	-	51
CRAFT, Sam	6	-	-	-	-	-	-	-	36
DORCEUS, Doroland	5	-	-	-	-	-	-	-	30
COOPER, Jarvis	4	-	-	-	-	-	-	-	24
FRAZIER, Mose	4	-	-	-	-	-	-	-	24
HENDERSON, Jamariu	2	-	-	-	-	-	-	-	12
JONES, Tevin	2	-	-	-	-	-	-	-	12
MONTIEL, Daniel	2	-	-	-	-	-	-	-	12
LYNCH, Paxton	1	-	-	1-1	-	-	-	-	8
MAULET, Arthur	1	-	-	-	-	-	-	-	6
MILLER, Anthony	1	-	-	-	-	-	-	-	6
CROSS, Alan	1	-	-	-	-	-	-	-	6
OGLESBY, Jae'Lon	1	-	-	-	-	-	-	-	6
PROCTOR, Roderick	1	-	-	-	-	-	-	-	6
Total	31	7-8	30-30	1-1	-	-	-	-	239
Opponents	16	8-10	14-15	-	-	0-1	-	-	134

Total Offense	g	plays	rush	pass	total	avg/g
LYNCH, Paxton	5	182	116	1535	1651	330.2
COOPER, Jarvis	5	50	244	0	244	48.8
CRAFT, Sam	5	50	199	0	199	39.8
DORCEUS, Doroland	5	44	175	0	175	35.0
HENDERSON, Jamariu	4	27	151	0	151	37.8
HOLGORSEN, Clay	2	12	6	96	102	51.0
FRAZIER, Mose	5	7	72	0	72	14.4
OGLESBY, Jae'Lon	4	3	58	0	58	14.5
MAYHUE, Phil	5	1	0	44	44	8.8
MILLER, Anthony	5	5	15	0	15	3.0
WALLACE, Tearris	2	3	12	0	12	6.0
JACOBS, Nick	3	1	11	0	11	3.7
LEE, Darius	1	1	4	0	4	4.0
JONES, Tevin	5	2	-7	0	-7	-1.4
TEAM	4	6	-11	0	-11	-2.8
PROCTOR, Roderick	5	1	-14	0	-14	-2.8
Total	5	395	1031	1675	2706	541.2
Opponents	5	382	658	1534	2192	438.4

Field Goals	fg	pct.	01-19	20-29	30-39	40-49	50-99	lg	blk
ELLIOTT, Jake	7-8	87.5	0-0	2-2	2-3	2-2	1-1	52	0
FG Sequence	Memphis				Opponents				
Missouri State	-				-				
Kansas	(27),(32)				(30),(33),(51)				
Bowling Green	(34),(52),(29)				48				
Cincinnati	(40)				(35),27,(49),(32),(36)				
USF	36,(49)				(31)				

Punting	no.	yds	avg	lg	tb	fc	i20	50+	blk
SMITH, Spencer	17	843	49.6	72	2	6	6	9	0
JACOBS, Nick	7	263	37.6	47	1	4	6	0	0
Total	24	1106	46.1	72	3	10	12	9	0
Opponents	33	1365	41.4	57	1	9	9	7	0
Kickoffs	no.	yds	avg	tb	ob	retn	net	ydln	
ELLIOTT, Jake	42	2705	64.4	31	1				
Total	42	2705	64.4	31	1	16.4	42.0	22	
Opponents	29	1809	62.4	12	1	23.1	39.3	25	

Numbers in (parentheses) indicate field goal was made.



**2015 Memphis Football**  
**Memphis Overall Individual Statistics (Oct 2, 2015)**  
**All games**



All Purpose	g	rush	rcv	pr	kr	ir	total	avg/g
CRAFT, Sam	5	199	114	0	123	0	436	87.2
OGLESBY, Jae'	4	58	102	0	246	0	406	101.5
FRAZIER, Mose	5	72	279	0	0	0	351	70.2
MILLER, Anthon	5	15	304	0	0	0	319	63.8
PROCTOR, Rod	5	-14	206	123	0	0	315	63.0
COOPER, Jarvis	5	244	9	0	0	0	253	50.6
MAYHUE, Phil	5	0	243	0	0	0	243	48.6
DORCEUS, Dor	5	175	63	0	0	0	238	47.6
JONES, Tevin	5	-7	190	0	0	0	183	36.6
HENDERSON, J	4	151	4	0	0	0	155	38.8
LYNCH, Paxton	5	116	0	0	0	0	116	23.2
CROSS, Alan	5	0	87	0	0	0	87	17.4
MAULET, Arthur	5	0	0	0	0	59	59	11.8
MONTIEL, Dani	5	0	39	0	0	0	39	7.8
McKILLION, Gre	3	0	29	0	0	0	29	9.7
WALLACE, Tear	2	12	0	0	0	0	12	6.0
JACOBS, Nick	3	11	0	0	0	0	11	3.7
HOLGORSSEN,	2	6	0	0	0	0	6	3.0
HURD, Daniel	3	0	6	0	0	0	6	2.0
LEE, Darius	1	4	0	0	0	0	4	4.0
PEGUES, Leona	4	0	0	0	0	3	3	0.8
BALL, Reggis	5	0	0	0	0	1	1	0.2
TEAM	4	-11	0	0	0	0	-11	-2.8
Total	5	1031	1675	123	369	63	3261	652.2
Opponents	5	658	1534	33	164	0	2389	477.8





2015 Memphis Football  
Memphis Overall Defensive Statistics (Oct 2, 2015)  
All games



#	Defensive Leaders	gp	Tackles				Sacks	Pass defense			Fumbles		blkd	
			ua	a	tot	tfl/yds		int-yds	brup	qbh	rcv-yds	ff	kick	saf
16	McMANIS, Wynton	5	23	3	26	2.0-10	1.5-9	.	.	.	1-0	.	.	.
39	BALL, Reggis	5	20	5	25	.	.	2-1	2	.	.	.	1	.
6	VERY, Genard	5	19	3	22	2.0-8	1.0-7	.	.	1	.	.	.	.
30	WHITE, Shareef	5	18	3	21	4.0-11	.	.	.	.	.	.	.	.
53	PEGUES, Leonard	4	13	6	19	1.0-1	.	1-3	.	.	.	.	.	.
34	DILLON, Jackson	5	14	5	19	1.0-1	.	.	.	.	1-0	.	.	.
27	WITTY, Dion	5	14	4	18	0.5-1	.	.	3	.	.	1	.	.
17	MORLEY, Chris	5	12	3	15	.	.	.	2	.	.	.	.	.
12	LANIER, Chauncey	5	14	1	15	.	.	.	3	.	.	.	.	.
8	MAULET, Arthur	5	14	.	14	.	.	1-59	5	.	.	.	.	.
32	TERRY, DaShaughn	5	10	3	13	.	.	.	.	.	.	.	.	.
58	PENNINGTON, Donald	5	11	2	13	4.0-17	2.0-14	.	1	.	.	.	.	.
10	NELSON, Dontrell	5	10	2	12	.	.	.	.	.	.	.	.	.
45	ROBINSON, Noah	5	4	5	9	.	.	.	1	1	.	.	.	.
95	EDWARDS, Michael	5	4	5	9	1.0-8	0.5-7	.	.	.	.	1	.	.
91	HUNTER, Ricky	5	4	4	8	1.5-3	.	.	.	.	.	.	.	.
13	MONTGOMERY, DeMarco	4	7	.	7	2.0-9	1.0-7	.	.	.	.	.	.	.
15	JOHNSON, Christian	5	4	2	6	1.0-6	1.0-6	.	.	1	.	.	.	.
14	BRADY, Latarius	5	5	.	5	1.0-6	1.0-6	.	.	.	.	.	.	.
48	SUTTLES, Ernest	4	4	.	4	1.0-4	.	.	.	.	.	.	.	.
33	SUMPTER, Phillip	4	4	.	4	1.0-3	.	.	.	.	.	.	.	.
7	AKINS, Curtis	3	4	.	4	.	.	.	.	.	.	.	.	.
98	GENTRY, Jared	4	3	.	3	.	.	.	.	1	.	.	.	.
9	COLLINS, Jamil	4	3	.	3	.	.	.	.	.	.	.	.	.
2	NORTHERN, Ty	4	3	.	3	.	.	.	.	.	1-0	.	.	.
41	MORGAN, Trevor	5	2	1	3	.	.	.	.	.	.	.	.	.
50	HARDEN, Lenard	5	1	1	2	.	.	.	.	.	.	.	.	.
12	LYNCH, Paxton	5	2	.	2	.	.	.	.	.	.	.	.	.
23	ROSS, B.J.	4	1	.	1	.	.	.	.	.	.	.	.	.
43	JORDAN, Deandre	4	1	.	1	.	.	.	.	.	.	.	.	.
97	COOPER, Emanuel	2	1	.	1	.	.	.	.	.	.	.	.	.
25	COOPER, Jarvis	5	1	.	1	.	.	.	.	.	.	.	.	.
93	CROSBY, Cortez	2	1	.	1	.	.	.	.	.	.	.	.	.
31	YOUNG, Anthony	1	1	.	1	.	.	.	.	.	.	.	.	.
TM	TEAM	4	1	.	1	.	.	.	.	.	.	1	.	.
29	PORTER, Darian	4	.	.	.	.	.	.	1	.	.	.	.	.
Total		5	253	58	311	23-88	8-56	4-63	18	4	3-0	3	1	.
Opponents		5	260	122	382	24-120	7-54	.	9	3	4-4	3	.	.



2015 Memphis Football  
Memphis Total Tackles Game-by-Game (Oct 2, 2015)  
All games



Total Tackles	UA-A	Total	MSU	KU	BGSU	CIN	USF
McMANIS, Wynton	23-3	26	3-0	2-0	4-3	5-0	9-0
BALL, Reggis	20-5	25	1-1	4-0	2-2	7-0	6-2
AVERY, Genard	19-3	22	2-0	5-1	1-0	7-1	4-1
WHITE, Shareef	18-3	21	-	6-1	4-1	4-1	4-0
PEGUES, Leonard	13-6	19	DNP	1-0	4-4	3-0	5-2
DILLON, Jackson	14-5	19	2-0	6-2	2-2	2-1	2-0
WITTY, Dion	14-4	18	1-1	2-1	2-1	8-1	1-0
MORLEY, Chris	12-3	15	1-1	3-1	2-1	4-0	2-0
LANIER, C	14-1	15	1-0	5-0	4-0	3-0	1-1
MAULET, Arthur	14-0	14	3-0	3-0	4-0	2-0	2-0
TERRY, D	10-3	13	3-0	2-1	1-2	3-0	1-0
PENNINGTON, D	11-2	13	2-0	2-1	2-1	1-0	4-0
NELSON, D	10-2	12	1-0	4-0	1-1	3-0	1-1
ROBINSON, Noah	4-5	9	2-0	0-3	0-2	1-0	1-0
EDWARDS, M	4-5	9	1-1	2-2	0-1	1-0	0-1
HUNTER, Ricky	4-4	8	1-0	-	1-2	2-0	0-2
MONTGOMERY, D	7-0	7	1-0	1-0	DNP	2-0	3-0
JOHNSON, C	4-2	6	1-0	0-1	1-1	1-0	1-0
BRADY, Latarius	5-0	5	2-0	-	2-0	1-0	-
AKINS, Curtis	4-0	4	1-0	3-0	DNP	DNP	-
SUTTLES, Ernest	4-0	4	DNP	-	-	3-0	1-0
SUMPTER, P	4-0	4	3-0	1-0	DNP	-	-
COLLINS, Jamil	3-0	3	2-0	-	DNP	1-0	-
GENTRY, Jared	3-0	3	1-0	1-0	DNP	-	1-0
NORTHERN, Ty	3-0	3	1-0	-	DNP	1-0	1-0
MORGAN, Trevor	2-1	3	1-0	-	0-1	-	1-0
HARDEN, Lenard	1-1	2	-	-	1-1	-	-
LYNCH, Paxton	2-0	2	-	1-0	-	-	1-0
COOPER, E	1-0	1	1-0	-	DNP	DNP	DNP
TEAM	1-0	1	-	-	1-0	-	-
CROSBY, Cortez	1-0	1	1-0	DNP	DNP	-	DNP
COOPER, Jarvis	1-0	1	-	-	-	1-0	-
ROSS, B.J.	1-0	1	-	1-0	DNP	-	-
YOUNG, Anthony	1-0	1	DNP	DNP	DNP	DNP	1-0
JORDAN, Deandre	1-0	1	1-0	-	DNP	-	-



2015 Memphis Football  
Memphis Team Game-by-Game (Oct 2, 2015)  
All games



TEAM STATISTICS

Date	Opponent	Rushing				Receiving				Passing				Kick Returns				Punt Returns				tot off
		no.	yds	td	lg	no.	yds	td	lg	cmp-att-int	yds	td	lg	no.	yds	td	lg	no.	yds	td	lg	
Sep 05	MISSOURI STATE	60	317	5	26	16	202	3	44	16-21-0	202	3	44	1	30	0	30	3	84	1	63	519
Sep 12	at Kansas	52	281	5	60	24	370	2	42	24-27-0	370	2	42	1	23	0	23	4	13	0	8	651
Sep 19	at Bowling Green	50	155	2	17	29	386	3	60	29-40-0	386	3	60	4	71	0	21	1	-5	0	0	541
Sep 24	CINCINNATI	37	158	4	26	24	412	2	82	24-36-0	412	2	82	8	161	0	34	0	0	0	0	570
Oct 02	at USF	39	120	1	31	20	305	2	55	20-33-0	305	2	55	2	84	0	48	4	31	0	29	425
		238	1031	17	60	113	1675	12	82	113-157-0	1675	12	82	16	369	0	48	12	123	1	63	2706
Opponents		184	658	6	29	116	1534	10	94	116-198-4	1534	10	94	10	164	0	29	5	33	0	16	2192

Games: 5 • Avg/rush: 4.3 • Avg/catch: 14.8 • Pass effic: 186.82 • KR avg: 23.1 • PR avg: 10.2 • All purpose avg/game: 652.2 • Total offense avg/gm: 541.2

Date	Opponent	Tackles				Sacks		Fumble		Pass Defense			blkd	PAT Attempts			off	
		ua	a	total	tfl-yds	no-yds	ff	fr-yds	int-yds	qbh	brup	kick	kick	rush	rcv	saf	t/o	pts
Sep 05	MISSOURI STATE	40	4	44	4.0-12	1.0-6	2	3-0	0-0	2	2	0	9-9	0	0	0	21	63
Sep 12	at Kansas	55	14	69	7.0-34	3.0-27	0	0-0	0-0	2	3	0	7-7	0	0	0	0	55
Sep 19	at Bowling Green	39	26	65	6.0-31	4.0-23	1	0-0	0-0	0	8	0	5-5	0	0	0	0	44
Sep 24	CINCINNATI	66	4	70	3.0-7	0.0-0	0	0-0	3-63	0	3	1	6-6	1	0	0	10	53
Oct 02	at USF	53	10	63	3.0-4	0.0-0	0	0-0	1-0	0	2	0	3-3	0	0	0	0	24
		253	58	311	23.0-88	8.0-56	3	3-0	4-63	4	18	1	30-30	1	0	0	31	239
Opponents		260	122	382	24.0-120	7.0-54	3	4-4	0-0	3	9	0	14-15	0	0	0	10	134

		Punting										Field Goals			Kickoffs				
Date	Opponent	no.	yds	avg	long	blkd	tb	fc	50+	i20	md-att	long	blkd	no.	yds	avg	tb	ob	
Sep 05	MISSOURI STATE	4	186	46.5	55	0	1	2	2	2	0-0	0	0	10	631	63.1	8	0	
Sep 12	at Kansas	2	101	50.5	54	0	1	0	1	0	2-2	32	0	10	649	64.9	8	0	
Sep 19	at Bowling Green	4	192	48.0	53	0	0	1	2	3	3-3	52	0	9	580	64.4	6	1	
Sep 24	CINCINNATI	6	316	52.7	72	0	1	2	4	0	1-1	40	0	9	586	65.1	7	0	
Oct 02	at USF	8	311	38.9	49	0	0	5	0	7	1-2	49	0	4	259	64.8	2	0	
		24	1106	46.1	72	0	3	10	9	12	7-8	52	0	42	2705	64.4	31	1	
Opponents		33	1365	41.4	57	0	1	9	7	9	8-10	51	1	29	1809	62.4	12	1	



2015 Memphis Football  
Memphis Opponent Game-by-Game (Oct 2, 2015)  
All games



OPPONENT STATISTICS

Date	Opponent	Rushing				Receiving				Passing				Kick Returns				Punt Returns				tot off
		no.	yds	td	lg	no.	yds	td	lg	cmp-att-int	yds	td	lg	no.	yds	td	lg	no.	yds	td	lg	
Sep 05	MISSOURI STATE	30	18	0	14	15	107	1	28	15-25-0	107	1	28	2	34	0	17	1	16	0	16	125
Sep 12	at Kansas	46	194	2	29	18	165	0	22	18-38-0	165	0	22	2	38	0	20	1	-3	0	0	359
Sep 19	at Bowling Green	29	136	2	29	28	443	4	94	28-45-0	443	4	94	2	18	0	13	1	6	0	6	579
Sep 24	CINCINNATI	36	132	1	17	38	620	4	68	38-64-3	620	4	68	2	35	0	21	2	14	0	8	752
Oct 02	at USF	43	178	1	29	17	199	1	39	17-26-1	199	1	39	2	39	0	29	0	0	0	0	377
		184	658	6	29	116	1534	10	94	116-198-4	1534	10	94	10	164	0	29	5	33	0	16	2192
Memphis		238	1031	17	60	113	1675	12	82	113-157-0	1675	12	82	16	369	0	48	12	123	1	63	2706

Games: 5 • Avg/rush: 3.6 • Avg/catch: 13.2 • Pass effic: 136.29 • KR avg: 16.4 • PR avg: 6.6 • All purpose avg/game: 477.8 • Total offense avg/gm: 438.4

		Tackles				Sacks	Fumble		Pass Defense			blkd	PAT Attempts			off		
Date	Opponent	ua	a	total	tfl-yds	no-yds	ff	fr-yds	int-yds	qbh	brup	kick	kick	rush	rcv	saf	t/o	pts
Sep 05	MISSOURI STATE	60	18	78	3.0-12	0.0-0	0	0-0	0-0	0	0	0	1-1	0	0	0	0	7
Sep 12	at Kansas	64	10	74	3.0-26	2.0-12	2	3-2	0-0	1	1	0	2-2	0	0	0	3	23
Sep 19	at Bowling Green	41	66	107	8.0-43	2.0-13	0	0-0	0-0	2	4	0	5-6	0	0	0	0	41
Sep 24	CINCINNATI	51	10	61	4.0-15	1.0-9	1	1-2	0-0	0	2	0	4-4	0	0	0	7	46
Oct 02	at USF	44	18	62	6.0-24	2.0-20	0	0-0	0-0	0	2	0	2-2	0	0	0	0	17
		260	122	382	24.0-120	7.0-54	3	4-4	0-0	3	9	0	14-15	0	0	0	10	134
Memphis		253	58	311	23.0-88	8.0-56	3	3-0	4-63	4	18	1	30-30	1	0	0	31	239

		Punting										Field Goals			Kickoffs				
Date	Opponent	no.	yds	avg	long	blkd	tb	fc	50+	i20	md-att	long	blkd	no.	yds	avg	tb	ob	
Sep 05	MISSOURI STATE	10	399	39.9	53	0	0	2	2	2	0-0	0	0	2	130	65.0	1	0	
Sep 12	at Kansas	8	293	36.6	43	0	0	4	0	1	3-3	51	0	6	390	65.0	5	0	
Sep 19	at Bowling Green	5	216	43.2	53	0	0	1	1	2	0-1	0	0	7	440	62.9	3	0	
Sep 24	CINCINNATI	3	134	44.7	54	0	1	1	1	1	4-5	49	1	10	644	64.4	2	0	
Oct 02	at USF	7	323	46.1	57	0	0	1	3	3	1-1	31	0	4	205	51.2	1	1	
		33	1365	41.4	57	0	1	9	7	9	8-10	51	1	29	1809	62.4	12	1	
Memphis		24	1106	46.1	72	0	3	10	9	12	7-8	52	0	42	2705	64.4	31	1	



2015 Memphis Football  
Memphis Red-Zone Results (Oct 2, 2015)  
All games



Memphis Inside Opponent Red-Zone

Date	Opponent	Score								Failed to score inside RZ						
			Times In RZ	Times Scored	Total Pts	TDs	Rush TDs	Pass TDs	FGs Made	FGA	Down	Int	Fumb	Half	Game	
Sep 05, 2015	MISSOURI STATE	W 63-7	7	7	49	7	5	2	0	0	0	0	0	0	0	0
Sep 12, 2015	at Kansas	W 55-23	7	7	45	6	4	2	1	0	0	0	0	0	0	0
Sep 19, 2015	at Bowling Green	W 44-41	5	5	27	3	2	1	2	0	0	0	0	0	0	0
Sep 24, 2015	CINCINNATI	W 53-46	6	6	39	5	4	1	1	0	0	0	0	0	0	0
Oct 02, 2015	at USF	W 24-17	3	2	14	2	1	1	0	1	0	0	0	0	0	0
Totals			28	27	174	23	16	7	4	1	0	0	0	0	0	0

27 of 28 (96.4%)

Opponents Inside Memphis Red-Zone

Date	Opponent	Score								Failed to score inside RZ						
			Times In RZ	Times Scored	Total Pts	TDs	Rush TDs	Pass TDs	FGs Made	FGA	Down	Int	Fumb	Half	Game	
Sep 05, 2015	MISSOURI STATE	W 63-7	1	1	7	1	0	1	0	0	0	0	0	0	0	0
Sep 12, 2015	at Kansas	W 55-23	5	4	20	2	2	0	2	0	1	0	0	0	0	0
Sep 19, 2015	at Bowling Green	W 44-41	2	2	13	2	1	1	0	0	0	0	0	0	0	0
Sep 24, 2015	CINCINNATI	W 53-46	7	5	23	2	1	1	3	1	0	1	0	0	0	0
Oct 02, 2015	at USF	W 24-17	2	2	10	1	1	0	1	0	0	0	0	0	0	0
Totals			17	14	73	8	5	3	6	1	1	1	0	0	0	0

14 of 17 (82.4%)



2015 Memphis Football  
Memphis By-Quarter Statistics (Oct 2, 2015)  
All games



3rd-Down Conversions

Date	Opponent	Score	Overall	1st Qtr	2nd Qtr	3rd Qtr	4th Qtr	Overtime
Sep 05, 2015	MISSOURI STATE	W 63-7	9-14 64.3	3-4 75.0	2-3 66.7	3-4 75.0	1-3 33.3	
Sep 12, 2015	at Kansas	W 55-23	5-9 55.6	1-3 33.3	1-2 50.0	1-2 50.0	2-2 100.0	
Sep 19, 2015	at Bowling Green	W 44-41	9-20 45.0	1-3 33.3	3-5 60.0	4-7 57.1	1-5 20.0	
Sep 24, 2015	CINCINNATI	W 53-46	3-11 27.3	0-2 0.0	1-3 33.3	1-3 33.3	1-3 33.3	
Oct 02, 2015	at USF	W 24-17	8-18 44.4	2-4 50.0	2-5 40.0	4-6 66.7	0-3 0.0	
	Memphis		34-72 47.2	7-16 43.8	9-18 50.0	13-22 59.1	5-16 31.2	0-0 0.0
	Opponents		26-79 32.9	8-24 33.3	8-20 40.0	5-15 33.3	5-20 25.0	0-0 0.0

4th-Down Conversions

Date	Opponent	Score	Overall	1st Qtr	2nd Qtr	3rd Qtr	4th Qtr	Overtime
Sep 05, 2015	MISSOURI STATE	W 63-7	1-1 100.0	0-0 0.0	0-0 0.0	1-1 100.0	0-0 0.0	
Sep 12, 2015	at Kansas	W 55-23	0-0 0.0	0-0 0.0	0-0 0.0	0-0 0.0	0-0 0.0	
Sep 19, 2015	at Bowling Green	W 44-41	3-3 100.0	0-0 0.0	0-0 0.0	2-2 100.0	1-1 100.0	
Sep 24, 2015	CINCINNATI	W 53-46	1-2 50.0	0-0 0.0	0-0 0.0	0-0 0.0	1-2 50.0	
Oct 02, 2015	at USF	W 24-17	0-0 0.0	0-0 0.0	0-0 0.0	0-0 0.0	0-0 0.0	
	Memphis		5-6 83.3	0-0 0.0	0-0 0.0	3-3 100.0	2-3 66.7	0-0 0.0
	Opponents		2-5 40.0	1-1 100.0	0-0 0.0	1-1 100.0	0-3 0.0	0-0 0.0

Time of Possession

Date	Opponent	Score	Overall	1st Qtr	2nd Qtr	3rd Qtr	4th Qtr	Overtime
Sep 05, 2015	MISSOURI STATE	W 63-7	33:50	8:14	7:50	10:08	7:38	
Sep 12, 2015	at Kansas	W 55-23	28:26	7:13	8:13	4:43	8:17	
Sep 19, 2015	at Bowling Green	W 44-41	36:41	7:29	8:34	10:17	10:21	
Sep 24, 2015	CINCINNATI	W 53-46	26:17	3:18	6:08	7:57	8:54	
Oct 02, 2015	at USF	W 24-17	30:32	5:27	8:38	9:22	7:05	
	Memphis	Total	155:46	31:41	39:23	42:27	42:15	0:00
		Avg.	31:09	6:20	7:52	8:29	8:27	0:00
	Opponents	Total	144:14	43:19	35:37	32:33	32:45	0:00
		Avg.	28:50	8:39	7:07	6:30	6:33	0:00





# 2015 Memphis Football

## Memphis - Long Plays



### 20-YARD PLUS PLAYS

Yds	Type	Player(s)	Opponent
82*	Pass	MILLER, Anthony from LYNCH, Paxton	Cincinnati
63*	PR	PROCTOR, Roderick	Missouri State
61	Pass	PROCTOR, Roderick from LYNCH, Paxton	Cincinnati
60*	Rush	FRAZIER, Mose	Kansas
60*	Pass	CRAFT, Sam from LYNCH, Paxton	Bowling Green
59*	INT	MAULET, Arthur	Cincinnati
55*	Pass	DORCEUS, Doroland from LYNCH, Paxton	USF
48	KR	OGLESBY, Jae'Lon	USF
48*	Pass	JONES, Tevin from LYNCH, Paxton	Bowling Green
44*	Pass	FRAZIER, Mose from MAYHUE, Phil	Missouri State
42	Pass	FRAZIER, Mose from LYNCH, Paxton	Kansas
36	KR	OGLESBY, Jae'Lon	USF
34	Pass	MILLER, Anthony from LYNCH, Paxton	Bowling Green
34	KR	OGLESBY, Jae'Lon	Cincinnati
33	Pass	MAYHUE, Phil from LYNCH, Paxton	USF
32	Pass	MAYHUE, Phil from LYNCH, Paxton	Kansas
32	Pass	PROCTOR, Roderick from LYNCH, Paxton	Missouri State
32	Pass	JONES, Tevin from LYNCH, Paxton	Bowling Green
31	Rush	OGLESBY, Jae'Lon	USF
30	Pass	OGLESBY, Jae'Lon from LYNCH, Paxton	Kansas
30	KR	OGLESBY, Jae'Lon	Missouri State
29	Pass	MILLER, Anthony from LYNCH, Paxton	Cincinnati
29	PR	PROCTOR, Roderick	USF
28	Pass	PROCTOR, Roderick from LYNCH, Paxton	USF
27	KR	OGLESBY, Jae'Lon	Cincinnati
27	KR	CRAFT, Sam	Cincinnati
26	Rush	COOPER, Jarvis	Cincinnati
26	Pass	FRAZIER, Mose from LYNCH, Paxton	Bowling Green
26	Pass	MILLER, Anthony from LYNCH, Paxton	Kansas
26	Rush	HENDERSON, Jamarius	Missouri State
25	KR	OGLESBY, Jae'Lon	Cincinnati
24	Pass	PROCTOR, Roderick from LYNCH, Paxton	Bowling Green
24	Pass	FRAZIER, Mose from LYNCH, Paxton	Bowling Green
23	KR	CRAFT, Sam	Kansas
23	Pass	MONTIEL, Daniel from LYNCH, Paxton	Kansas
22	Pass	OGLESBY, Jae'Lon from LYNCH, Paxton	Cincinnati
21	Pass	JONES, Tevin from LYNCH, Paxton	Cincinnati
21	Pass	CROSS, Alan from LYNCH, Paxton	Kansas
21	KR	CRAFT, Sam	Bowling Green
20	Pass	MILLER, Anthony from LYNCH, Paxton	Kansas
20*	Pass	CRAFT, Sam from LYNCH, Paxton	USF
20	Rush	LYNCH, Paxton	Missouri State

\* touchdown scored on play

### LONG PLAYS BY THE NUMBERS

Long Plays By Yards	No.	TD
100+	0	0
90-99	0	0
80-89	1	1
70-79	0	0
60-69	4	3
50-59	2	2
40-49	4	2
30-39	10	0
20-29	21	1

Long Plays By Type	No.	TD
Rushing	5	1
Passing	25	6
Punt returns	2	1
Kick returns	9	0
Interceptions	1	1
Fumble returns	0	0
Other	0	0
TOTAL	42	9

### 20-YARD PLUS BY PLAYER

Player	No.	TD	R	P	KR	PR	IR	FR
OGLESBY, Jae'Lon	9	0	1	2	6	0	0	0
PROCTOR, Roderick	6	1	0	4	0	2	0	0
CRAFT, Sam	5	2	0	2	3	0	0	0
FRAZIER, Mose	5	2	1	4	0	0	0	0
MILLER, Anthony	5	1	0	5	0	0	0	0
JONES, Tevin	3	1	0	3	0	0	0	0
MAYHUE, Phil	2	0	0	2	0	0	0	0
DORCEUS, Doroland	1	1	0	1	0	0	0	0
MAULET, Arthur	1	1	0	0	0	0	1	0
CROSS, Alan	1	0	0	1	0	0	0	0
LYNCH, Paxton	1	0	1	0	0	0	0	0
MONTIEL, Daniel	1	0	0	1	0	0	0	0
COOPER, Jarvis	1	0	1	0	0	0	0	0
HENDERSON, Jamarius	1	0	1	0	0	0	0	0
TOTAL	42	9	5	25	9	2	1	0

### LONGEST PLAYS OF THE YEAR

Rushing  
60 FRAZIER, Mose vs Kansas (9/12/2015)

Rushing Touchdown  
60 FRAZIER, Mose vs Kansas (9/12/2015)

Passing  
82 MILLER, Anthony from LYNCH, Paxton vs Cincinnati (9/24/2015)

Passing Touchdown  
82 MILLER, Anthony from LYNCH, Paxton vs Cincinnati (9/24/2015)

Punt Return  
63 PROCTOR, Roderick vs Missouri State (9/5/2015)

Kick Return  
48 OGLESBY, Jae'Lon vs USF (10/2/2015)

Interception Return  
59 MAULET, Arthur vs Cincinnati (9/24/2015)

Fumble Return  
None

Punt  
72 SMITH, Spencer vs Cincinnati (9/24/2015)

Field Goal  
52 ELLIOTT, Jake vs Bowling Green (9/19/2015)



2015 Memphis Football  
Memphis Game Superlatives (Oct 2, 2015)  
All games



INDIVIDUAL GAME HIGHS

Rushes	18	COOPER, Jarvis vs Missouri State (Sep 05, 2015)
Yards Rushing	102	COOPER, Jarvis vs Missouri State (Sep 05, 2015)
TD Rushes	2	COOPER, Jarvis vs Missouri State (Sep 05, 2015)
	2	DORCEUS, Doroland vs Missouri State (Sep 05, 2015)
	2	CRAFT, Sam vs Cincinnati (Sep 24, 2015)
Long Rush	60	FRAZIER, Mose at Kansas (Sep 12, 2015)
Pass attempts	40	LYNCH, Paxton at Bowling Green (Sep 19, 2015)
Pass completions	29	LYNCH, Paxton at Bowling Green (Sep 19, 2015)
Yards Passing	412	LYNCH, Paxton vs Cincinnati (Sep 24, 2015)
TD Passes	3	LYNCH, Paxton at Bowling Green (Sep 19, 2015)
Long Pass	82	LYNCH, Paxton vs Cincinnati (Sep 24, 2015)
Receptions	7	FRAZIER, Mose at Bowling Green (Sep 19, 2015)
Yards Receiving	156	MILLER, Anthony vs Cincinnati (Sep 24, 2015)
TD Receptions	2	FRAZIER, Mose vs Missouri State (Sep 05, 2015)
Long Reception	82	MILLER, Anthony vs Cincinnati (Sep 24, 2015)
Field Goals	3	ELLIOTT, Jake at Bowling Green (Sep 19, 2015)
Long Field Goal	52	ELLIOTT, Jake at Bowling Green (Sep 19, 2015)
Punts	6	SMITH, Spencer vs Cincinnati (Sep 24, 2015)
	6	JACOBS, Nick at USF (Oct 02, 2015)
Punting Avg	54.0	SMITH, Spencer at Kansas (Sep 12, 2015)
Long Punt	72	SMITH, Spencer vs Cincinnati (Sep 24, 2015)
Punts inside 20	6	JACOBS, Nick at USF (Oct 02, 2015)
Long Punt Return	63	PROCTOR, Roderick vs Missouri State (Sep 05, 2015)
Long Kickoff Return	48	OGLESBY, Jae'Lon at USF (Oct 02, 2015)
Tackles	9	WITTY, Dion vs Cincinnati (Sep 24, 2015)
	9	McMANIS, Wynton at USF (Oct 02, 2015)
Sacks	1.5	PENNINGTON, Donald at Kansas (Sep 12, 2015)
	1.5	McMANIS, Wynton at Bowling Green (Sep 19, 2015)
Tackles For Loss	2.5	PENNINGTON, Donald at Kansas (Sep 12, 2015)
Interceptions	1	MAULET, Arthur vs Cincinnati (Sep 24, 2015)
	1	BALL, Reggis vs Cincinnati (Sep 24, 2015)
	1	PEGUES, Leonard vs Cincinnati (Sep 24, 2015)
	1	BALL, Reggis at USF (Oct 02, 2015)



2015 Memphis Football  
Memphis Game Superlatives (Oct 2, 2015)  
All games



TEAM GAME HIGHS

Rushes	60	vs Missouri State (Sep 05, 2015)
Yards Rushing	317	vs Missouri State (Sep 05, 2015)
Yards Per Rush	5.4	at Kansas (Sep 12, 2015)
TD Rushes	5	vs Missouri State (Sep 05, 2015)
	5	at Kansas (Sep 12, 2015)
Pass attempts	40	at Bowling Green (Sep 19, 2015)
Pass completions	29	at Bowling Green (Sep 19, 2015)
Yards Passing	412	vs Cincinnati (Sep 24, 2015)
Yards Per Pass	13.7	at Kansas (Sep 12, 2015)
TD Passes	3	vs Missouri State (Sep 05, 2015)
	3	at Bowling Green (Sep 19, 2015)
Total Plays	90	at Bowling Green (Sep 19, 2015)
Total Offense	651	at Kansas (Sep 12, 2015)
Yards Per Play	8.2	at Kansas (Sep 12, 2015)
Points	63	vs Missouri State (Sep 05, 2015)
Sacks By	4	at Bowling Green (Sep 19, 2015)
First Downs	34	at Kansas (Sep 12, 2015)
Penalties	9	vs Missouri State (Sep 05, 2015)
	9	vs Cincinnati (Sep 24, 2015)
Penalty Yards	100	vs Cincinnati (Sep 24, 2015)
Turnovers	3	at Kansas (Sep 12, 2015)
Interceptions By	3	vs Cincinnati (Sep 24, 2015)
Punts	8	at USF (Oct 02, 2015)
Punting Avg	52.7	vs Cincinnati (Sep 24, 2015)
Long Punt	72	vs Cincinnati (Sep 24, 2015)
Punts inside 20	7	at USF (Oct 02, 2015)
Long Punt Return	63	vs Missouri State (Sep 05, 2015)



2015 Memphis Football  
Memphis Game Superlatives (Oct 2, 2015)  
All games



OPPONENT INDIVIDUAL GAME HIGHS

Rushes	20	MACK, Marlon, at USF (Oct 02, 2015)
Yards Rushing	113	Kinner,K., at Kansas (Sep 12, 2015)
TD Rushes	1	Kinner,K., at Kansas (Sep 12, 2015)
	1	Cozart,M., at Kansas (Sep 12, 2015)
	1	JOHNSON, Matt, at Bowling Green (Sep 19, 2015)
	1	WILSON, Donovan, at Bowling Green (Sep 19, 2015)
	1	KIEL, Gunner, vs Cincinnati (Sep 24, 2015)
	1	TICE, Darius, at USF (Oct 02, 2015)
Long Rush	29	Kinner,K., at Kansas (Sep 12, 2015)
	29	GREENE, Travis, at Bowling Green (Sep 19, 2015)
	29	MACK, Marlon, at USF (Oct 02, 2015)
Pass attempts	53	MOORE, Hayden, vs Cincinnati (Sep 24, 2015)
Pass completions	31	MOORE, Hayden, vs Cincinnati (Sep 24, 2015)
Yards Passing	557	MOORE, Hayden, vs Cincinnati (Sep 24, 2015)
TD Passes	4	JOHNSON, Matt, at Bowling Green (Sep 19, 2015)
	4	MOORE, Hayden, vs Cincinnati (Sep 24, 2015)
Long Pass	94	JOHNSON, Matt, at Bowling Green (Sep 19, 2015)
Receptions	9	MORRISON, Max, vs Cincinnati (Sep 24, 2015)
	9	WASHINGTON, S., vs Cincinnati (Sep 24, 2015)
Yards Receiving	261	LEWIS, Roger, at Bowling Green (Sep 19, 2015)
TD Receptions	3	LEWIS, Roger, at Bowling Green (Sep 19, 2015)
Long Reception	94	LEWIS, Roger, at Bowling Green (Sep 19, 2015)
Field Goals	4	GANTZ, Andrew, vs Cincinnati (Sep 24, 2015)
Long Field Goal	51	Wyman,M., at Kansas (Sep 12, 2015)
Punts	10	Chris Sullens, vs Missouri State (Sep 05, 2015)
Punting Avg	46.1	CIABATTI, Matti, at USF (Oct 02, 2015)
Long Punt	57	CIABATTI, Matti, at USF (Oct 02, 2015)
Punts inside 20	3	CIABATTI, Matti, at USF (Oct 02, 2015)
Long Punt Return	16	Deion Holliman, vs Missouri State (Sep 05, 2015)
Long Kickoff Return	29	ADAMS, Rodney, at USF (Oct 02, 2015)
Tackles	20	VALDEZ, Austin, at Bowling Green (Sep 19, 2015)
Sacks	2.0	Goodman,B., at Kansas (Sep 12, 2015)
Tackles For Loss	2.0	Goodman,B., at Kansas (Sep 12, 2015)



2015 Memphis Football  
Memphis Game Superlatives (Oct 2, 2015)  
All games



OPPONENT TEAM GAME HIGHS

Rushes	46	at Kansas (Sep 12, 2015)
Yards Rushing	194	at Kansas (Sep 12, 2015)
Yards Per Rush	4.7	at Bowling Green (Sep 19, 2015)
TD Rushes	2	at Kansas (Sep 12, 2015)
	2	at Bowling Green (Sep 19, 2015)
Pass attempts	64	vs Cincinnati (Sep 24, 2015)
Pass completions	38	vs Cincinnati (Sep 24, 2015)
Yards Passing	620	vs Cincinnati (Sep 24, 2015)
Yards Per Pass	9.8	at Bowling Green (Sep 19, 2015)
TD Passes	4	at Bowling Green (Sep 19, 2015)
	4	vs Cincinnati (Sep 24, 2015)
Total Plays	100	vs Cincinnati (Sep 24, 2015)
Total Offense	752	vs Cincinnati (Sep 24, 2015)
Yards Per Play	7.8	at Bowling Green (Sep 19, 2015)
Points	46	vs Cincinnati (Sep 24, 2015)
Sacks By	2	at Kansas (Sep 12, 2015)
	2	at Bowling Green (Sep 19, 2015)
	2	at USF (Oct 02, 2015)
First Downs	38	vs Cincinnati (Sep 24, 2015)
Penalties	11	vs Cincinnati (Sep 24, 2015)
Penalty Yards	101	vs Cincinnati (Sep 24, 2015)
Turnovers	3	vs Missouri State (Sep 05, 2015)
	3	vs Cincinnati (Sep 24, 2015)
Punts	10	vs Missouri State (Sep 05, 2015)
Punting Avg	46.1	at USF (Oct 02, 2015)
Long Punt	57	at USF (Oct 02, 2015)
Punts inside 20	3	at USF (Oct 02, 2015)
Long Punt Return	16	vs Missouri State (Sep 05, 2015)



2015 Memphis Football  
Memphis Passing Game-by-Game (Oct 2, 2015)  
All games



#12 LYNCH, Paxton	Comp	Att	Int	Pct	Yards	TD	Long	Sacked	Effic
Missouri State	8	12	0	66.7	78	1	32	0-0	148.77
Kansas	22	25	0	88.0	354	2	42	2-12	233.34
Bowling Green	29	40	0	72.5	386	3	60	2-13	178.31
Cincinnati	24	36	0	66.7	412	2	82	1-9	181.13
USF	20	33	0	60.6	305	2	55	2-20	158.24
TOTALS	103	146	0	70.5	1535	10	82	7-54	181.47

#10 HOLGORSEN, Clay	Comp	Att	Int	Pct	Yards	TD	Long	Sacked	Effic
Missouri State	7	8	0	87.5	80	1	17	0-0	212.75
Kansas	2	2	0	100.0	16	0	9	0-0	167.20
TOTALS	9	10	0	90.0	96	1	17	0-0	203.64

#89 MAYHUE, Phil	Comp	Att	Int	Pct	Yards	TD	Long	Sacked	Effic
Missouri State	1	1	0	100.0	44	1	44	0-0	799.60
TOTALS	1	1	0	100.0	44	1	44	0-0	799.60



2015 Memphis Football  
Memphis Rushing/Receiving Game-by-Game (Oct 2, 2015)  
All games



RUSHING	No-Yds/TD	MSU	KU	BGSU	CIN	USF
COOPER, Jarvis	50-244/4	18-102/2	9-57/1	9-15/0	9-49/1	5-21/0
CRAFT, Sam	50-199/4	12-72/0	7-15/1	11-50/1	12-50/2	8-12/0
DORCEUS, D	44-175/4	6-19/2	7-49/1	16-75/1	2--1/0	13-33/0
HENDERSON, J	27-151/2	15-73/1	11-77/1	DNP	1-1/0	-
LYNCH, Paxton	36-116/1	3-27/0	6-14/0	7-17/0	11-52/0	9-6/1
FRAZIER, Mose	7-72/2	-	3-64/1	3--1/0	1-9/1	-
OGLESBY, J	3-58/0	-	1-11/0	DNP	-	2-47/0
MILLER, Anthony	5-15/0	1-5/0	3-7/0	-	-	1-3/0
WALLACE, T	3-12/0	3-12/0	-	DNP	DNP	DNP
JACOBS, Nick	1-11/0	DNP	-	1-11/0	DNP	-
HOLGORSSEN, Clay	2-6/0	1-3/0	1-3/0	DNP	DNP	DNP
LEE, Darius	1-4/0	1-4/0	DNP	DNP	DNP	DNP
JONES, Tevin	2--7/0	-	1-0/0	1--7/0	-	-
TEAM	6--11/0	DNP	2--2/0	2--5/0	1--2/0	1--2/0
PROCTOR, R	1--14/0	-	1--14/0	-	-	-

RECEIVING	No-Yds/TD	MSU	KU	BGSU	CIN	USF
MILLER, Anthony	15-304/1	1-5/0	3-61/0	3-46/0	5-156/1	3-36/0
FRAZIER, Mose	21-279/2	6-89/2	4-77/0	7-66/0	2-16/0	2-31/0
MAYHUE, Phil	17-243/0	1-16/0	5-68/0	3-40/0	4-50/0	4-69/0
PROCTOR, R	13-206/0	3-51/0	-	4-35/0	3-78/0	3-42/0
JONES, Tevin	10-190/2	-	2-21/1	3-98/1	4-64/0	1-7/0
CRAFT, Sam	8-114/2	-	1-13/0	3-63/1	2-5/0	2-33/1
OGLESBY, J	7-102/1	2-13/1	2-41/0	DNP	1-22/0	2-26/0
CROSS, Alan	9-87/1	-	2-39/0	3-25/0	2-17/1	2-6/0
DORCEUS, D	2-63/1	-	1-8/0	-	-	1-55/1
MONTIEL, Daniel	5-39/2	-	2-26/1	3-13/1	-	-
McKILLION, Greg	3-29/0	2-22/0	1-7/0	DNP	DNP	-
COOPER, Jarvis	1-9/0	-	1-9/0	-	-	-
HURD, Daniel	1-6/0	1-6/0	-	DNP	-	DNP
HENDERSON, J	1-4/0	-	-	DNP	1-4/0	-



# 2015 MEMPHIS FOOTBALL SCHEDULE

@MemphisFootball 

@MemphisFB 

9/5  
MISSOURI ST.



9/12  
@ Kansas



9/19  
@ Bowling Green



9/24  
CINCINNATI\*



10/2  
@ USF\*



10/17  
OLE MISS



10/23  
@ Tulsa\*



10/31  
TULANE\*



11/7  
NAVY\*\*



11/14  
@ Houston\*



11/21  
@ Temple\*



11/28  
SMU\*



All game times TBA | \*American Athletic Conference game | ^Homecoming | For tickets, visit [gotigersgotix.com](http://gotigersgotix.com) or call 901.678.2331.



 [the901club.com](http://the901club.com)

 THE UNIVERSITY OF  
MEMPHIS

 AMERICAN  
ATHLETIC CONFERENCE