

BOSTON



2022-23

MEN'S BASKETBALL
HISTORY & RECORD BOOK

SINGLE-GAME RECORDS

ALL-TIME REGISTER

All-Time Record

1,230-1,170 (.513)

All-Time Conference Record

434-277 (.610)

Patriot League (2013-): 93-67 (.581)

America East (1979-2013): 322-184 (.636)

Yankee Conference (1972-76): 19-26 (.422)

All-Time Conference Tournament Record

53-35 (.602)

Patriot League (2014-): 10-8 (.588)

America East (1979-2012): 43-27 (.614)

All-Time Postseason Tournament Record

6-17 (.261)

NCAA (1959, '83, '88, '90, '97, 2002, '11, '20*):

2-7 (.222) // *2020 event was canceled

NIT (1980, '86, 2003, '04, '05, '14): 0-6 (.000)

CBI (2010, '22): 3-2 (.600)

CIT (2013, '16): 1-2 (.333)

All-Time Overtime Record

59-47 (.557)

Most Wins in a Season

25 - 1996-97

Best Winning Percentage

.857 - 1945-46 (12-2); .833 - 1996-97 (25-5)

Longest Winning Streak

13 - 12/27/96 - 2/7/97

Most Losses in a Season

22 - 1999-00

Longest Losing Streak

11 - 1935-36

GAME

Most Points

124 - vs. New Hampshire, 2/17/79

Fewest Points

4 - vs. Holy Cross, 1902-03;
vs. Holy Cross, 1903-04

Points in a First Half

64 - vs. UMass Lowell, 11/13/13

Points in a Second Half

68 - vs. New Hampshire, 2/17/79

Largest Margin of Victory

63 - vs. Suffolk, 12/7/57 (108-45)

Largest Margin of Defeat

67 - vs. Wesleyan, 1905-06 (74-7)

Combined Points

221 - vs. St. Peter's (ot), 2/20/74 (113-108 loss)

Field Goals Made

48 - vs. New Hampshire, 2/17/79

Field Goals Attempted

110 - vs. Brandeis, 3/2/72

Field-Goal Percentage

66.1% - vs. Lafayette, 3/5/14

3-Point Field Goals Made

18 - at Lafayette, 1/8/17

3-Point Field Goals Attempted

41 - at Syracuse, 12/10/16

3-Point Field-Goal Percentage

75.0% - at Maine, 1/11/12 (12-of-16)

Free Throws Made

38 - vs. Boston College, 1/29/55

Free Throws Attempted

59 - vs. Boston College, 1/29/55

Free-Throw Percentage

100.0% - at Albany, 1/8/03 (18-for-18)

100.0% - at Loyola Maryland, 2/13/16 (14-for-14)

100.0% - at Colgate, 3/6/21 (14-for-14)

Free Throws Made Without A Miss

18-for-18, at Albany, 1/8/03

Rebounds

81 - vs. Tufts, 2/21/63

Assists

32 - vs. Delaware State, 11/30/81

Steals

21 - vs. Vermont, 1/7/89

Blocked Shots

12 - vs. Vermont, 1/11/03

Overtimes

4 - at Holy Cross, 1/13/64

4 - vs. Stony Brook, 1/19/09

SEASON

Points

2,528 - 2009-10 in 35 games

Highest Scoring Average

83.3 - 1979-80 in 30 games

Field Goals Made

992 - 1979-80 in 30 games

Field Goals Attempted

2,087 - 1979-80 in 30 games

Field-Goal Percentage

48.4% - 1983-84 in 29 games

3-Point Field Goals Made

300 - 2009-10 in 35 games

3-Point Field Goals Attempted

824 - 2009-10 in 35 games

3-Point Field-Goal Percentage

40.4% - 1988-89 in 30 games

Free Throws Made

599 - 1982-83 in 31 games

Free Throws Attempted

815 - 1987-88 in 31 games;

1988-89 in 30 games

Free-Throw Percentage

76.4% - 1982-83 in 31 games

Rebounds

1,296 - 2009-10 in 35 games

Assists

524 - 1979-80 in 30 games

Steals

319 - 1979-80 in 30 games

Blocked Shots

158 - 1993-94 in 27 games

Most Turnovers

494 - 1991-92 in 28 games

Fewest Turnovers

350 - 2004-05 in 29 games

Most Personal Fouls

744 - 2009-10 in 35 games

Fewest Personal Fouls

298 - 1961-62 in 20 games; 1964-65 in 20 games

Overtimes

SINGLE-GAME RECORDS

POINTS (not kept consistently until 1970-71 season)

- | | | | | |
|----|----|--------------|-----------------|----------|
| 1. | 47 | Jim Hayes | vs. Springfield | 02/23/70 |
| 2. | 46 | Kevin Thomas | vs. Tennessee | 1955-56 |

REBOUNDS (not kept consistently until 1970-71 season)

- | | | | | |
|----|----|---------------|--------------------|----------|
| 1. | 34 | Kevin Thomas | vs. Boston College | 03/05/58 |
| 2. | 30 | Tunji Awojobi | vs. Maine | 02/11/95 |

ASSISTS (not kept consistently until 1979-80 season)

- | | | | | |
|----|----|--------------------|-----------|----------|
| 1. | 17 | Maurice Watson Jr. | vs. Army | 03/08/14 |
| 2. | 16 | Ken Leary | vs. Colby | 02/08/64 |

STEALS (not kept consistently until 1979-80 season)

- | | | | | |
|----|---|------------------|------------------|----------|
| 1. | 9 | Cedric Hankerson | vs. American | 01/21/15 |
| 2. | 8 | Tyler Morris | vs. Morehead St. | 03/22/10 |
| | 8 | Shaun Wynn | at Albany | 01/04/04 |
| | 8 | Mike Costello | vs. Hartford | 02/19/00 |
| | 8 | Brett Brown | vs. CW Post | 02/16/81 |

BLOCKED SHOTS (not kept consistently until 1979-80 season)

- | | | | | |
|----|---|---------------|--------------|----------|
| 1. | 8 | Tunji Awojobi | vs. Drexel | 03/07/97 |
| | 8 | Tunji Awojobi | vs. Hartford | 02/23/95 |
| | 8 | Tunji Awojobi | at Hartford | 03/04/95 |

FIELD GOALS MADE (not kept consistently until 1970-71)

- | | | | | |
|----|----|--------------|--------------|----------|
| 1. | 21 | Kevin Thomas | vs. Rutgers | 1954-55 |
| 2. | 18 | Ken Boyd | vs. Brandeis | 03/02/72 |

FIELD GOAL ATTEMPTS (not kept consistently until 1970-71)

- | | | | | |
|----|----|--------------|--------------|----------|
| 1. | 37 | Ken Boyd | vs. Brandeis | 03/02/72 |
| 2. | 30 | Steve Wright | at Maryland | 02/11/80 |

FREE THROWS MADE (not kept consistently until 1970-71)

- | | | | | |
|----|----|-----------------|-----------------|----------|
| 1. | 19 | Johnny Nunziato | vs. Connecticut | 1953-54 |
| 2. | 17 | Eric Fanning | vs. Loyola Md. | 01/18/16 |

FREE THROWS ATTEMPTED (since 1970-71 season)


- | | | | | |
|----|----|--------------|----------------|----------|
| 1. | 22 | Eric Fanning | vs. Loyola Md. | 01/18/16 |
| 2. | 21 | Jason Scott | at UNH | 01/16/91 |

3-POINTERS MADE

- | | | | | |
|----|----|------------------|----------------|----------|
| 1. | 10 | Cedric Hankerson | at Syracuse | 12/10/16 |
| 2. | 8 | Carlos Strong | vs. Binghamton | 02/08/07 |

3-POINTERS ATTEMPTED


- | | | | | |
|----|----|------------------|---------------------|----------|
| 1. | 20 | Cedric Hankerson | at Syracuse | 12/10/16 |
| 2. | 16 | Corey Lowe | vs. UMBC | 03/07/09 |
| | 16 | Corey Lowe | vs. New Hampshire | 01/09/08 |
| | 16 | Corey Lowe | vs. St. Bonaventure | 11/09/07 |
| | 16 | Corey Lowe | at Hartford | 01/06/07 |



Steve Wright had a game-high 26 points in the Terriers' 124-76 win over New Hampshire on Feb. 17, 1979. The 124 points scored remains a Terrier all-time high. Wright had his No. 33 jersey retired in 1980.



Cedric Hankerson hit a school-record 10 3-pointers on 20 attempts at Syracuse on Dec. 10, 2016.




1. TUNJI AWOJOBI

1993-94	510
1994-95	615
1995-96	658
1996-97	525
Total	2,308



2. JOHN HOLLAND

2007-08	342
2008-09	543
2009-10	673
2010-11	654
Total	2,212



3. DREDERICK IRVING

1984-85	191
1985-86	559
1986-87	565
1987-88	616
Total	1,931



4. JAVANTE MCCOY

2017-18	275
2018-19	386
2019-20	402
2020-21	258
2021-22	609
Total	1,930



5. COREY LOWE

2006-07	366
2007-08	470
2008-09	498
2009-10	481
Total	1,815



6. JIM HAYES

1967-68	565
1968-69	616
1969-70	498
Total	1,679



16. JOHN PAPALE

2012-13	280
2013-14	326
2014-15	277
2015-16	406
Total	1,289




26. DARRYL PARTIN

2010-11	502
2011-12	628
Total	1,130



36. TONY DACOSTA

1985-86	164
1986-87	193
1987-88	250
1988-89	417
Total	1,024




7. STEVEN WRIGHT

1976-77	265
1977-78	283
1978-79	540
1979-80	553
Total	1,641




17. ERIC FANNING

2014-15	368
2015-16	426
2016-17	477
Total	1,271




27. LARRY JONES

1985-86	259
1986-87	334
1987-88	537
Total	1,130



36. TYLER SCANLON

2016-17	260
2017-18	324
2018-19	440
Total	1,024



8. MAX MAHONEY

2016-17	118
2017-18	386
2018-19	528
2019-20	527
Total	1,559



18. NEIL BURNS

1973-74	388
1974-75	399
1975-76	483
Total	1,270



28. GARY PLUMMER

1980-81	104
1981-82	125
1982-83	441
1983-84	459
Total	1,129



38. JAKE O'BRIEN

2008-09	374
2009-10	483
2010-11	163
Total	1,020




9. PAUL HENDRICKS

1983-84	191
1984-85	481
1985-86	332
1986-87	523
Total	1,527



19. WALTER WHYTE

2017-18	251
2019-20	441
2020-21	216
2021-22	330
Total	1,238




29. JAMES GARVIN

1970-71	409
1971-72	272
1972-73	431
Total	1,112




39. MARK DALY

1988-89	101
1989-90	251
1990-91	272
1991-92	392
Total	1,016



10. KENNY BOYD

1971-72	538
1972-73	391
1973-74	532
Total	1,461



20. TONY SIMMS

1980-81	381
1981-82	263
1982-83	576
Total	1,220



30. JASON GROCHOWALSKI

1999-00	8
2000-01	356
2001-02	248
2002-03	255
2003-04	232
Total	1,099




40. KERRY WALKER

1972-73	438
1973-74	138
1974-75	432
Total	1,008




11. D.J. IRVING

2010-11	279
2011-12	330
2012-13	427
2013-14	420
Total	1,456



21. LEVAR FOLK

1995-96	281
1996-97	322
1997-98	272
1998-99	317
Total	1,192



31. MARTY SCHOEPFER

1967-68	287
1968-69	363
1969-70	424
Total	1,074




41. ARTURO BROWN

1979-80	231
1980-81	365
1981-82	411
Total	1,007



12. MIKE ALEXANDER

1982-83	525
1983-84	437
1984-85	337
1986-87	114
Total	1,413



22. RANDY CROSS

1962-63	345
1963-64	437
1964-65	377
Total	1,159



32. SUKHMAIL MATHON

2017-18	81
2018-19	105
2019-20	157
2020-21	202
2021-22	528
TOTAL	1,073



13. CHAZ CARR

2001-02	433
2002-03	216
2003-04	376
2004-05	381
Total	1,406



23. DOM MORRIS

2010-11	183
2011-12	216
2012-13	349
2013-14	391
Total	1,139



33. JEFF TIMBERLAKE

1985-86	152
1986-87	209
1987-88	313
1988-89	392
Total	1,066




14. RASHAD BELL

2001-02	208
2002-03	372
2003-04	334
2004-05	453
Total	1,367



24. KEVIN THOMAS

1953-54	183
1954-55	420
1955-56	535
Total	1,138



34. CARLOS STRONG

2006-07	267
2007-08	312
2008-09	77
2009-10	382
Total	1,038



15. CEDRIC HANKERSON

2013-14	209
2014-15	460
2015-16	10
2016-17	298
2017-18	322
Total	1,299



25. PAUL SEYMOUR

1999-00	352
2000-01	337
2001-02	205
2002-03	242
Total	1,136



35. REGGIE STEWART

1987-88	83
1988-89	151
1989-90	277
1990-91	516
Total	1,027

SEASON & CAREER RECORDS

POINTS

Season			
No.	Player	Points	Year
1.	John Holland	673	09-10
2.	Tunji Awojobi	658	95-96
3.	John Holland	654	10-11
4.	Darryl Partin	628	11-12
5.	Jim Hayes	616	68-69
	Drederick Irving	616	87-88
7.	Tunji Awojobi	615	94-95
8.	Javante McCoy	609	21-22
9.	Jim Hayes	565	67-68
	Drederick Irving	565	86-87

Career			
No.	Player	Points	Years
1.	Tunji Awojobi	2,308	93-97
2.	John Holland	2,212	07-11
3.	Drederick Irving	1,931	84-88
4.	Javante McCoy	1,930	17-22
5.	Corey Lowe	1,815	06-10
6.	Jim Hayes	1,679	67-70
7.	Steve Wright	1,641	76-80
8.	Max Mahoney	1,559	16-20
9.	Paul Hendricks	1,527	83-87
10.	Kenny Boyd	1,461	71-74

SCORING AVERAGE

Season			
No.	Player	Avg.	Year
1.	Jim Hayes	25.7	68-69
2.	Larry McNulty	24.0	61-62
3.	Jim Hayes	23.7	69-70
4.	Kenny Boyd	23.4	71-72
5.	Jim Hayes	23.3	67-68
	Kevin Thomas	23.3	55-56
7.	Tunji Awojobi	22.7	95-96
8.	Kenny Boyd	21.3	73-74
9.	Steve Wright	20.8	78-79
10.	Kevin Thomas	20.0	54-55

Career			
No.	Player	Avg.	Years
1.	Jim Hayes	24.3	67-70
2.	Kenny Boyd	20.6	71-74
3.	Mike Alexander	20.2	82-87
	Tunji Awojobi	20.2	93-97
5.	Randy Cross	18.7	62-65
6.	Martin Reisner	18.3	50-52
7.	Kevin Thomas	18.1	53-56
8.	John Holland	17.1	07-11
9.	Darryl Partin	16.9	10-12
10.	Neil Burns	16.7	73-76


REBOUNDS

Season			
No.	Player	Rebs	Year
1.	Ed Washington	382	58-59
2.	Tunji Awojobi	365	94-95
3.	Sukhmail Mathon	357	21-22
4.	James Garvin	342	72-73
5.	James Garvin	335	71-72
	John Osgood	335	65-66
7.	Kevin Thomas	322	54-55
8.	Tunji Awojobi	314	95-96
9.	Jim Hayes	297	67-68
10.	Dick Moreshead	292	62-63

Career			
No.	Player	Rebs	Years
1.	Tunji Awojobi	1,237	93-97
2.	James Garvin	935	70-73
3.	Sukhmail Mathon	875	17-22
4.	Paul Hendricks	805	82-87
5.	John Osgood	784	63-66
6.	Kenny Boyd	772	71-74
7.	Dom Morris	741	10-14
8.	John Holland	725	07-11
9.	Max Mahoney	710	16-20
10.	Walter Chesley	704	73-76

REBOUNDING AVERAGE

Season (Minimum 10 games played)			
No.	Player	Avg.	Year
1.	Dick Moreshead	17.7	63-64
2.	Dick Moreshead	15.4	62-63
3.	Kevin Thomas	15.3	54-55
4.	James Garvin	14.6	71-72
	John Osgood	14.6	65-66
6.	Ed Washington	14.1	58-59
7.	James Garvin	13.7	72-73
8.	Mike Cotton	13.0	63-64
	Randy Cross	13.0	64-65
	Larry Isenberg	13.0	59-60



Tony Simms established the program record for steals in a season in 1982-83. He tallied 76 that year.

Career (Minimum 40 games played)

No.	Player	Avg.	Years
1.	Dick Moreshead	13.7	62-65
2.	James Garvin	12.8	70-73
3.	John Osgood	11.9	63-66
4.	Randy Cross	11.1	62-65
5.	Tunji Awojobi	10.9	93-97
	Kenny Boyd	10.9	71-74
7.	Larry Isenberg	10.7	59-62
8.	Marty Schoepfer	10.1	67-70
9.	Jim Hayes	9.6	67-70
10.	Walter Chesley	9.3	73-76

FIELD GOALS MADE

Season			
No.	Player	FGM	Year
1.	Tunji Awojobi	253	95-96
2.	Javante McCoy	242	21-22
3.	Tunji Awojobi	230	94-95
	Kenny Boyd	230	73-74
5.	Mike Alexander	226	82-83
6.	Max Mahoney	222	18-19
7.	Drederick Irving	221	85-86
8.	Kenny Boyd	219	71-72
9.	Darryl Partin	218	11-12
10.	Drederick Irving	217	86-87

Career			
No.	Player	FGM	Years
1.	Tunji Awojobi	871	93-97
2.	Javante McCoy	731	17-22
3.	John Holland	723	07-11
4.	Drederick Irving	716	84-88
5.	Max Mahoney	646	16-20
6.	Steve Wright	617	76-80
7.	Corey Lowe	612	06-10
	Kenny Boyd	612	71-74
9.	Mike Alexander	604	82-87
10.	Paul Hendricks	558	82-87

FIELD-GOAL PERCENTAGE

Season (Minimum 75 FG Attempts)			
No.	Player	FG%	Year
1.	Nick Havener	.643	16-17
2.	Max Mahoney	.629	18-19
3.	Max Mahoney	.601	17-18
4.	Max Mahoney	.595	16-17
5.	Marty Schoepfer	.590	69-70
6.	Jason Scott	.584	90-91
7.	Tunji Awojobi	.582	95-96
8.	Joey Beard	.580	96-97
	Desmond Martin	.580	79-80
	Steve Wright	.580	77-78

Career (Minimum 200 FG Attempts)			
No.	Player	FG%	Years
1.	Max Mahoney	.601	16-20
2.	Jim Hayes	.563	67-70
3.	Justin Alston	.561	13-17

4.	Desmond Martin	.556	77-81
5.	Nick Havener	.537	14-18
6.	Tunji Awojobi	.535	93-97
7.	Joey Beard	.533	95-98
8.	Sukhmail Mathon	.530	17-22
	Patrick Hazel	.530	10-12
10.	Dan Harwood	.523	79-81
	Larry Jones	.523	85-88

3-POINTERS

Season			
No.	Player	3-Ptrs	Year
1.	John Papale	95	15-16
2.	Corey Lowe	92	07-08
3.	Corey Lowe	85	08-09
4.	John Holland	80	08-09
5.	Mark Daly	79	91-92
6.	John Holland	76	10-11
7.	Corey Lowe	75	09-10
8.	Cedric Hankerson	72	16-17
	Cedric Hankerson	72	14-15
10.	Cheddi Mosely	70	15-16
	John Papale	70	13-14
	Paul Seymour	70	99-00

Career			
No.	Player	3-Ptrs	Years
1.	Corey Lowe	313	06-10
2.	John Papale	287	12-16
3.	John Holland	255	07-11
4.	Cedric Hankerson	235	13-18
5.	Mark Daly	202	88-92
6.	Javante McCoy	200	17-22
7.	Mike Costello	196	96-00
8.	Paul Seymour	192	99-03
9.	Carlos Strong	179	06-10
10.	Chaz Carr	177	01-05

3-POINT PERCENTAGE

Season (Minimum 45 three-pt. attempts)			
No.	Player	Pct.	Year
1.	Billy Collins	.482	01-02
2.	Carlos Strong	.472	09-10
3.	Tyler Morris	.469	06-07
4.	Mark Daly	.468	88-89
5.	Jonas Harper	.466	18-19
6.	Matt Griffin	.458	10-11
	Tony DaCosta	.458	86-87
	Tony DaCosta	.458	88-89
9.	Brian Holden	.457	90-91
10.	Mark Daly	.455	89-90

Career (Minimum 125 three-pt. attempts)			
No.	Player	Pct.	Years
1.	Billy Collins	.451	00-03
2.	Tony DaCosta	.449	85-89
3.	David Wallace	.440	91-94
4.	Mark Daly	.434	88-92
5.	Drederick Irving	.423	84-88
6.	Steven Key	.419	86-90
7.	John Papale	.403	12-16
8.	Carlos Strong	.400	06-10
9.	Tyler Morris	.383	06-10
10.	Matt Griffin	.382	10-12
	Eric Johnson	.382	14-18



Billy Collins holds the career 3-point percentage mark, making 45.1 percent of his shots from behind the arc.



John Holland ranks in 15 different top-10 season/career categories for the Terriers, including t-first in steals (200), second in points (2,212) and eighth in rebounds (725).

FREE THROWS MADE

Season	No.	Player	FTM	Year
	1.	Jim Hayes	216	68-69
	2.	John Holland	183	09-10
	3.	Jim Hayes	177	67-68
	4.	Tony Simms	176	82-83
	5.	John Holland	172	10-11
		Jim Hayes	172	69-70
	7.	Eric Fanning	163	16-17
	8.	Sukhmail Mathon	161	21-22
	9.	Tunji Awojobi	153	94-95
	10.	Drederick Irving	152	87-88

Career	No.	Player	FTM	Years
	1.	Jim Hayes	565	67-70
	2.	Tunji Awojobi	551	93-97
	3.	John Holland	511	07-11
	4.	Eric Fanning	432	14-17
	5.	Paul Hendricks	411	82-87
	6.	Drederick Irving	402	84-88
	7.	Steve Wright	398	76-80
	8.	Rashad Bell	396	01-05
	9.	D.J. Irving	370	10-14
	10.	Shawn Teague	346	81-85

FREE-THROW PERCENTAGE

Season (Minimum 70 FT Attempts)	No.	Player	FT%	Year
	1.	Jason Grochowalski	.877	03-04
	2.	Shawn Teague	.862	84-85
	3.	John Holland	.860	10-11
		Jason Grochowalski	.860	00-01
	5.	John Holland	.851	09-10
	6.	Steven Key	.848	89-90
	7.	D.J. Irving	.845	10-11
	8.	Tony DaCosta	.843	88-89
	9.	Mike Alexander	.839	82-83
	10.	Tyler Morris	.831	09-10

Career (Minimum 200 FT Attempts)	No.	Player	FT%	Years
	1.	Jason Grochowalski	.836	99-04
	2.	Steven Key	.823	86-90
	3.	John Holland	.807	07-11
	4.	Tyler Morris	.800	06-10
	5.	Reggie Stewart	.797	87-91
		Kerry Walker	.797	72-75
	7.	Tony DaCosta	.788	85-89
	8.	Steve Wright	.783	76-80
	9.	D.J. Irving	.779	10-14
	10.	Eric Fanning	.774	14-17

ASSISTS

Season	No.	Player	Asst.	Year
	1.	Maurice Watson Jr.	248	13-14
	2.	Jeff Timberlake	238	88-89

	3.	Steven Key	228	89-90
	4.	Shawn Teague	218	83-84
	5.	Shawn Teague	217	84-85
		Jeff Timberlake	217	87-88
	7.	Ken Leary	195	63-64
	8.	Jeff Timberlake	178	86-87
	9.	Ken Leary	166	64-65
	10.	Shawn Teague	165	82-83

Career	No.	Player	Asst.	Years
	1.	Jeff Timberlake	772	85-89
	2.	Shawn Teague	600	82-85
	3.	LeVar Folk	519	95-99
	4.	Ken Leary	508	62-65
	5.	D.J. Irving	470	10-14
	6.	Corey Lowe	411	06-10
	7.	Maurice Watson Jr.	410	12-14
	8.	Brett Brown	404	79-83
	9.	Javante McCoy	379	17-22
	10.	Kevin Fitzgerald	372	00-04

ASSIST-TO-TURNOVER RATIO

Season (Minimum 50 Assists)	No.	Player	Ratio	Year
	1.	James Schwartz	2.81, 76-27	95-96
	2.	Brett Brown	2.71, 144-53	81-82
	3.	Jeff Timberlake	2.55, 217-85	87-88
	4.	John Papale	2.55, 102-40	14-15
	5.	Jeff Timberlake	2.53, 238-94	88-89
	6.	Kevin Fitzgerald	2.52, 116-46	01-02
	7.	John Papale	2.52, 73-29	15-16
	8.	Shawn Teague	2.49, 217-87	84-85
	9.	D.J. Irving	2.34, 157-67	11-12
	10.	Shaun Wynn	2.27, 100-44	04-05

Career (Minimum 100 Assists)	No.	Player	Ratio	Year
	1.	John Papale	2.36	15-16
	2.	Jeff Timberlake	2.24	19-89
	3.	Kevin Fitzgerald	2.20	00-04
	4.	Brett Brown	2.19	79-83
	5.	Shawn Teague	2.17	81-85
	6.	Maurice Watson Jr.	2.14	12-14
	7.	Shaun Wynn	1.92	02-06
	8.	Steven Key	1.80	86-90
	9.	Marques Johnson	1.77	05-09
	10.	B.J. Fearington	1.75	94-98

STEALS

Season	No.	Player	Steals	Years
	1.	Tony Simms	76	82-83
	2.	Maurice Watson Jr.	74	13-14
	3.	Dwayne Vinson	64	83-84
	4.	Cedric Hankerson	61	16-17
	5.	Shaun Wynn	60	03-04
	6.	Shawn Teague	60	83-84
	7.	Carlos Strong	58	09-10
	8.	Kyle Foreman	57	16-17
		LeVar Folk	57	98-99
	10.	John Holland	56	09-10
		Shawn Teague	56	82-83

Career	No.	Player	Steals	Years
	1.	John Holland	200	07-11
	2.	LeVar Folk	200	95-99
	3.	Dwayne Vinson	193	83-86
	4.	Cedric Hankerson	178	13-18
	5.	Tunji Awojobi	171	93-97
	6.	Shawn Teague	167	82-85
	7.	Kevin Fitzgerald	166	00-04
	8.	Shaun Wynn	156	02-06
	9.	D.J. Irving	145	10-14
		Jeff Timberlake	145	85-89

BLOCKED SHOTS

Season	No.	Player	Blocks	Year
	1.	Tunji Awojobi	87	94-95
	2.	Tunji Awojobi	86	93-94
	3.	Tunji Awojobi	71	96-97
	4.	Patrick Hazel	64	10-11
	5.	Tunji Awojobi	58	95-96
	6.	Patrick Hazel	52	11-12
	7.	Rashad Bell	49	04-05
	8.	Omari Peterkin	44	06-07
	9.	Jake O'Brien	42	09-10
		Jason Scott	42	90-91

Career	No.	Player	Blocks	Years
	1.	Tunji Awojobi	302	93-97
	2.	Patrick Hazel	116	10-12

	3.	Rashad Bell	114	01-05
	4.	Kevin Gardner	95	02-06
	5.	Jason Scott	93	89-92
	6.	Jake O'Brien	85	08-11
	7.	Javante McCoy	80	21-22
		Nick Havener	80	14-18
	9.	Sukhmail Mathon	79	17-22
	10.	Larry Jones	78	85-88

TURNOVERS

Season	No.	Player	TO	Year
	1.	Corey Lowe	134	09-10
	2.	Steven Key	117	89-90
	3.	Brian Holden	110	90-91
	4.	Shawn Teague	104	83-84
	5.	Maurice Watson Jr.	101	13-14
		Darryl Partin	101	11-12
	7.	Darryl Partin	100	10-11
		Billy Beal	100	96-97
		LeVar Folk	100	96-97
		Tony Simms	100	82-83

Career	No.	Player	TO	Years
	1.	Corey Lowe	403	06-10
	2.	LeVar Folk	370	95-99
	3.	Shawn Teague	347	81-85
	4.	Jeff Timberlake	344	85-89
	5.	Tunji Awojobi	290	93-97
	6.	D.J. Irving	287	10-14
		Paul Hendricks	287	82-87
	8.	Chaz Carr	274	01-05
	9.	John Holland	249	07-11
	10.	Tony DaCosta	243	85-89

GAMES PLAYED

Season	No.	Player	Games	Years
	---	19+ players	35	last 21-22

Career	No.	Player	Games	Years
	1.	Sukhmail Mathon	151	17-22
	2.	Javante McCoy	147	17-22
	3.	John Papale	129	12-16
		Dom Morris	129	10-14
		John Holland	129	07-11
	6.	D.J. Irving	128	10-14
	7.	Travis Robinson	125	10-14
	8.	Drederick Irving	122	84-88
	9.	Cedric Hankerson	121	13-18
		Jeff Timberlake	121	85-89
		Dwayne Vinson	121	82-86

MINUTES PLAYED

Season	No.	Player	Minutes	Year
	1.	John Papale	1,232	15-16
	2.	John Holland	1,205	09-10
	3.	Jake O'Brien	1,158	09-10
	4.	John Holland	1,153	10-11
	5.	Daryl Partin	1,118	10-11
	6.	John Papale	1,111	14-15
	7.	Steven Key	1,101	89-90
	8.	Maurice Watson Jr.	1,091	13-14
	9.	Darryl Partin	1,079	11-12
	10.	Carlos Strong	1,075	09-10

Career	No.	Player	Minutes	Years
	1.	Javante McCoy	4,442	17-22
	1.	John Papale	4,315	12-16
	2.	John Holland	4,195	07-11
	3.	D.J. Irving	4,126	10-14
	4.	Corey Lowe	3,829	06-10
	5.	Tunji Awojobi	3,708	93-97
	6.	LeVar Folk	3,674	95-99
	7.	Chaz Carr	3,603	01-05
	8.	Drederick Irving	3,500	84-88
	9.	Dom Morris	3,409	10-14
	10.	Paul Hendricks	3,367	82-87

Notes:
 ** Active players in bold.
 ** Rebounding totals not kept consistently until 1955-56 season.
 ** Assists statistics not kept consistently until the 1972-73 season.
 ** Steals and blocked shots statistics compiled for the first time during the 1979-80 season.
 ** Statistics on turnovers and minutes played not kept consistently until the 1973-74 season.

TERRIER ACCOLADES

NATIONAL HONORS

ASSOCIATED PRESS ALL-AMERICA HONORABLE MENTION

Darryl Partin.....	2012
John Holland.....	2011
Tunji Awojobi.....	1997
Tony Simms.....	1983
Steve Wright.....	1980
Kevin Thomas.....	1956

COSIDA ACADEMIC ALL-AMERICA

THIRD TEAM

Mark Daly.....	1992
Steve Wright.....	1980
Walt Chesley.....	1975

RHODES SCHOLAR

Richard Taylor.....	1971
---------------------	------

Note: Taylor was the first-ever Rhodes Scholar at Boston University.

RHODES SCHOLAR FINALIST

Mark Daly.....	1992
----------------	------

LOU HENSON "MID-MAJOR" ALL-AMERICAN

Max Mahoney.....	2020
John Holland.....	2011

COLLEGESPORTSMADNESS.COM

ALL-MID MAJOR

D.J. Irving.....	2013
------------------	------

NABC ALL-DISTRICT FIRST TEAM

Max Mahoney.....	2020
Eric Fanning.....	2017
Maurice Watson Jr.....	2014
Darryl Partin.....	2012
John Holland (3x).....	2009, 10, 11

NABC ALL-DISTRICT SECOND TEAM

Sukhmail Mathon.....	2022
Walter Whyte.....	2021
D.J. Irving.....	2013
Chaz Carr (2x).....	2003, 04

USBWA ALL-DISTRICT

Max Mahoney.....	2020
Eric Fanning.....	2016
Maurice Watson Jr.....	2014
Darryl Partin.....	2012
John Holland (2x).....	2010, 11
Arturo Brown.....	1982
Steve Wright.....	1980
Tom Channel.....	1979
James Garvin.....	1973
Jim Hayes (2x).....	1969, 70

NABC DISTRICT COACH OF THE YEAR

Dennis Wolff (2x).....	1997, 2004
------------------------	------------

NEW ENGLAND BASKETBALL HALL OF FAME

NEW ENGLAND DI COACH OF THE YEAR

Dennis Wolff (2x).....	1997, 2004
------------------------	------------

I-AAA ADA SCHOLAR-ATHLETE TEAM

(cum. 3.2+ GPA + starter or valuable reserve)	
Tyler Morris.....	2010

NABC TEAM ACADEMIC EXCELLENCE AWARD

(cum. 3.0+ GPA for academic year)	
Boston University (3x).....	2020, 21, 22

NABC HONORS COURT

(cum. 3.2+ GPA)	
Jonas Harper.....	2022
Michael Quinn.....	2022
Tarkan Taboglu.....	2022
Tim Uzogbu.....	2022
Walter Whyte.....	2022
Garrett Pascoe (2x).....	2021, 22
Max Mahoney.....	2020
Adam Mikula.....	2020

BU ATHLETICS HONORS

MICKEY COCHRANE AWARD

(top male athlete)	
Sukhmail Mathon.....	2022
Max Mahoney.....	2020
John Holland.....	2011
Rashad Bell.....	2005
Tunji Awojobi.....	1997
Steven Key.....	1990
James Garvin.....	1973
Jim Hayes.....	1969
Randy Cross.....	1965

E. RAY SPEARE AWARD

(top senior male scholar-athlete)	
Tyler Morris.....	2010
Steve Wright.....	1980
Randy Cross.....	1965
Dick O'Connell.....	1961
Jack Leaman.....	1959
Charles Fiorino.....	1957
Thomas Kerr.....	1956
Tom Gastall.....	1955
Johnny Nunziato.....	1954

JOHN B. SIMPSON AWARD

(senior male who displays enthusiastic leadership)	
Matt Griffin.....	2012
Kevin Gardner.....	2006
Kevin Fitzgerald.....	2004
Stijn Dhondt.....	2002

ALDO "BUFF" DONELLI

LEADERSHIP AWARD

(senior male who has demonstrated outstanding leadership; presented at BU Athletic Hall of Fame ceremonies)	
John Papale.....	2016
Tyler Morris.....	2010
Kevin Fitzgerald.....	2003
Billy Collins.....	2002
Mark Michalek.....	2001

UNIVERSITY HONORS

SCARLET KEY

(Honor awarded to outstanding seniors who have demonstrated exceptional leadership in student activities and organizations, service to their School or College, and scholarship)	
Jonas Harper.....	2022
John Holland.....	2011
Tunde Agboola.....	2010
Mark Daly.....	1992
Steven Wright.....	1980
Richard Taylor.....	1971

CONFERENCE YEAR-END HONORS

PLAYER OF THE YEAR (1980-pres.)

Sukhmail Mathon.....	2022
Darryl Partin.....	2012
John Holland.....	2011
Tunji Awojobi.....	1997
Steven Key.....	1990
Larry Jones.....	1988

ROOKIE OF THE YEAR (1980-pres.)

Jake O'Brien.....	2009
John Holland.....	2008
Tyler Morris.....	2007
Paul Seymour.....	2000
Raja Bell.....	1995
Tunji Awojobi.....	1994
Mike Alexander.....	1983

DEFENSIVE PLAYER OF THE YEAR (2002-pres.)

Shaun Wynn.....	2004
-----------------	------

COACH OF THE YEAR (1983-pres.)

Dennis Wolff (3x).....	1997, 2003, 04
Mike Jarvis.....	1990

SCHOLAR-ATHLETE OF THE YEAR (1992-pres.)

Matt Wolff.....	2009
Dave Stiff.....	1995
Mark Daly.....	1992

PATRIOT LEAGUE TOURNAMENT MVP (2014-pres.)

Max Mahoney.....	2020
------------------	------

REGGIE LEWIS AWARD (1979-2013)

America East Championship's

Most Outstanding Player

John Holland.....	2011
Billy Collins.....	2002
Tunji Awojobi.....	1997
Bill Brigham.....	1990
Jeff Timberlake.....	1988
Mike Alexander.....	1983

ALL-TOURNAMENT TEAM (1989-pres.)

Max Mahoney.....	2020
Javante McCoy (2x).....	2020, 22
Maurice Watson Jr.....	2014
John Holland.....	2011
Darryl Partin.....	2011
Corey Lowe.....	2010
Jake O'Brien.....	2010
Rashad Bell.....	2003
Jason Grochowalski.....	2003
Chaz Carr.....	2002
Billy Collins.....	2002
Joey Beard.....	1998
LeVar Folk.....	1997
Tunji Awojobi (3x).....	1995, 96, 97
Mark Daly.....	1990
Steven Key.....	1990
Tony DaCosta.....	1989
Jeff Timberlake.....	1989

ALL-CONFERENCE HONORS

4X MEMBERS

John Holland.....	2007-11
Tunji Awojobi.....	1994-97

3X MEMBERS AFTER ALL-ROOKIE YEAR

Walter Whyte.....	2017-pres.
Corey Lowe.....	2006-10
D.J. Irving.....	2010-14
Drederick Irving.....	1985-88

ALL-CONFERENCE FIRST TEAM (1980-pres.)

Sukhmail Mathon.....	2022
Javante McCoy.....	2022
Max Mahoney.....	2020
Eric Fanning (2x).....	2016, 17
Maurice Watson Jr.....	2014
D.J. Irving.....	2013
Darryl Partin (2x).....	2011, 12
John Holland (3x).....	2009, 10, 11
Corey Lowe.....	2009
Kevin Gardner.....	2006
Chaz Carr (2x).....	2004, 2005
Jason Grochowalski.....	2004
Rashad Bell (2x).....	2003, 2005
Billy Collins.....	2002
Tunji Awojobi (4x).....	1994, 95, 96, 97
Jason Scott.....	1991
Steven Key.....	1990
Jeff Timberlake.....	1989
Larry Jones.....	1988
Paul Hendricks.....	1987
Drederick Irving (2x).....	1986, 1988
Shawn Teague.....	1985
Gary Plummer.....	1984
Raja Bell.....	1983
Steve Wright.....	1981

ALL-CONFERENCE SECOND TEAM (1984-pres.)

Javante McCoy.....	2021
Walter Whyte.....	2020
Max Mahoney.....	2019
Justin Alston.....	2017
Cedric Hankerson.....	2015
D.J. Irving (2x).....	2012, 14

Corey Lowe (2x).....	2008, 10
Tyler Morris.....	2007
Billy Collins.....	2003
Chaz Carr.....	2002
Walter Brown.....	1998
Joey Beard.....	1997
David Stiff.....	1993
Jason Scott.....	1992
Reggie Stewart.....	1991
Tony DaCosta.....	1989
Ron Moses.....	1989
Drederick Irving.....	1987
Tom Ivey.....	1986
Paul Hendricks.....	1985
Shawn Teague.....	1984

ALL-CONFERENCE THIRD TEAM (1997-pres.)

Walter Whyte (2x).....	2021, 22
Javante McCoy.....	2020
Max Mahoney.....	2018
Dom Morris.....	2013
Maurice Watson Jr.....	2013
Jake O'Brien.....	2010
John Holland.....	2008
Omar Peterkin.....	2007
Etienne Brower.....	2005
Ryan Butt (2x).....	2003, 04
Shaun Wynn.....	2004
LeVar Folk.....	1999
Billy Beal.....	1998
Joey Beard.....	1998
Jim Schwartz.....	1997

ALL-CONF. HONORABLE MENTION (1983-88)

Jeff Timberlake.....	1988
----------------------	------

ALL-DEFENSIVE TEAM (2006-13, 2016-pres.)

Sukhmail Mathon.....	2022
Jonas Harper (2x).....	2020, 21
Max Mahoney.....	2020
Nathan Dieudonne.....	2016
Patrick Hazel (2x).....	2011, 12
Carlos Strong.....	2010
Matt Wolff.....	2009
John Holland.....	2008

ALL-ROOKIE TEAM (1984-pres.)

Ethan Brittain-Watts.....	2020
Jonas Harper.....	2019
Walter Whyte.....	2018
Tyler Scanlon.....	2017
Kyle Foreman.....	2016
Cheddi Mosely.....	2015
Cedric Hankerson.....	2014
John Papale.....	2013
Maurice Watson Jr.....	2011
D.J. Irving.....	2011
Dom Morris.....	2011
Jake O'Brien.....	2009
John Holland.....	2008
Tyler Morris.....	2007
Corey Lowe.....	2007
Corey Hassan.....	2006
Rashad Bell.....	2002
Chaz Carr.....	2002
Jason Grochowalski.....	2001
Paul Seymour.....	2000
Dereck Franklin.....	1999
LeVar Folk.....	1996
Raja Bell.....	1995
Tunji Awojobi.....	1994
Tremain Byrd.....	1994
Robert Bailey.....	1992
Dave Stiff.....	1992
Brian Holden.....	1991
Bill Brigham.....	1989
Russell Jarvis.....	1988
Drederick Irving.....	1985
Jim Christian.....	1984

ALL-ACADEMIC TEAM (2006-pres.)

Tyler Morris (2x).....	2007, 10
Shaun Wynn.....	2006

CONFERENCE WEEKLY HONORS

PLAYER OF THE WEEK (1983-pres.)

Sukhmail Mathon (2x)..... 1/3/21, 1/24/21
 Javante McCoy (3x)..... 2/10/20
 12/6/21, 2/14/22
 Walter Whyte..... 11/11/19
 Max Mahoney (2x)..... 12/17/18, 1/13/20
 Cedric Hankerson 1/02/18
 Justin Alson..... 2/13/17
 Eric Fanning..... 1/31/17
 John Papale..... 11/23/15
 Maurice Watson Jr. 12/30/13
 D.J. Irving (4x) 12/5/11, 1/16/12
 2/25/13, 12/23/13
 Darryl Partin (4x)..... 12/27/10, 11/28/11
 1/23/12, 2/13/12
 Jake O'Brien 12/28/10
 John Holland (9x)..... 11/24/08, 1/12/09
 1/19/09, 11/23/09
 2/22/10, 1/17/11
 2/7/11, 2/14/11, 2/21/11
 Corey Lowe (4x)..... 12/10/07, 12/17/07
 1/26/09, 1/11/10
 Kevin Gardner..... 1/30/06
 Rashad Bell (6x) 1/12/03, 2/9/03
 3/2/03, 12/5/04
 12/12/04, 2/13/05
 Billy Collins..... 12/15/02
 Matt Turner 1/05/03
 Chaz Carr (3x) 1/20/02
 1/8/04, 2/15/04
 Jason Grochowalski (3x) 2/10/02
 1/25/04, 2/22/04
 Matt Turner 11/25/01
 Billy Beal..... 1/18/98
 Joey Beard..... 12/14/97
 Walter Brown..... 12/28/97
 Raja Bell..... 1/08/96
 Tunji Awojobi (6x) 1/16/95, 12/18/95
 1/29/96, 2/12/96
 12/16/96, 1/27/97
 Mark Daly 12/16/91
 Steven Key (2x) 2/11/90, 3/04/90
 Reggie Stewart (2x) 1/21/90, 1/20/91
 Ron Moses (2x)..... 2/5/89, 12/10/89
 Tony DaCosta (3x) 12/11/88
 2/19/89, 3/06/89
 Larry Jones (2x) 12/11/87, 1/30/88
 Drederick Irving (2x) 2/15/86, 2/13/88
 Paul Hendricks (2x) 12/8/85, 1/31/87
 Gary Plummer (2x) 2/5/84, 3/03/84

ROOKIE OF THE WEEK (1983-pres.)

Jordan Guest..... 12/17/18
 Jonas Harper (2x) 1/14, 2/25/18
 Jack Hemphill 12/3/18
 Walter Whyte..... 1/02/18
 Tyler Scanlon (2x) 11/21, 1/31/17
 Kyle Foreman (4x) 11/16, 11/23/16
 12/28, 2/15/16
 Cedric Hankerson 12/23/14
 Maurice Watson Jr. (4x) 12/3, 1/28/13
 2/11, 2/18/13
 D.J. Irving (3x) 1/10, 1/24, 2/28/11
 Jake O'Brien (3x) 12/1, 2/9, 3/02/09
 John Holland (6x) 11/12, 2/4/08
 2/11, 2/18, 2/26, 3/3/08
 Corey Lowe (3x)..... 11/27, 12/11, 1/15/07
 Tyler Morris..... 2/5/07
 Carlos Strong (2x) 11/13, 2/12/07
 Corey Hassan (4x) 12/12, 1/02/06
 1/23, 2/27/06
 Matt Wolff 12/19/04
 Chaz Carr (4x) 11/18, 12/16/01
 1/13, 2/24/02
 Ryan Butt 12/17/00
 Jason Grochowalski (2x) 1/14, 2/25/01
 Paul Seymour (3x)..... 1/23, 2/20, 2/26/00
 Dereck Franklin (4x) 11/29, 12/27/98
 1/3, 1/24/99
 LeVar Folk 1/29/96
 Raja Bell (5x) 1/3, 1/30/95

..... 2/6, 2/20, 2/27/95
 Tunji Awojobi (10x).... Won all but one week
 12/7, 12/14/93, 1/3, 1/10, 1/17/94
 1/24, 1/31, 2/7, 2/21, 2/28/94
 David Stiff (2x)..... 1/11, 2/8/93
 Bevan Thomas 12/14/92
 Robert Bailey 2/10/92
 Barry Huckleby 1/20/92
 Bill Brigham (2x) 1/8, 3/6/89
 David King 12/6/86
 Drederick Irving (2x) 1/12, 1/26/85

CONFERENCE ACADEMIC HONOR ROLLS

PATRIOT LEAGUE
 (2014-pres. // 3.2+ GPA Semester)

Malcolm Chimezie2022
 Anthony Morales2022
 Miles Brewster.....2021
 Caelan Jones2021
 Walter Whyte (2x) 2021, 22
 Ethan Brittain-Watts (2x)..... 2020, 21
 Jonas Harper (3x) 2020, 21, 22
 Max Mahoney2020
 Michael Quinn (3x)..... 2020, 21, 22
 Tarkan Taboglu (3x)..... 2020, 21, 22
 Daman Tate (3x) 2020, 21, 22
 Fletcher Tynen (2x) 2020, 22
 Tim Uzoegbu (3x) 2020, 21, 22
 Garrett Pascoe (4x) 2019, 20, 21, 22
 Will Goff2018
 Sukhmail Mathon (3x)..... 2018, 20, 21
 Adam Mikula (2x)..... 2018, 20
 Andrew Petcash (2x)..... 2018, 21
 Cedric Hankerson (2x)..... 2017, 18
 Brandon Johnson2017
 Nathan Dieudonne.....2015
 Dylan Haines (2x) 2015, 17
 Dylan Brossman2014

AMERICA EAST
 (1990-2013 // 3.0+ GPA Semester)

Dylan Brossman2013
 Jamaal Gill.....2013
 Matt Griffin2012
 Patrick Hazel.....2012
 Jeff Pelage.....2012
 Jake O'Brien2011
 Darryl Partin (2x)..... 2011, 12
 John Holland (2x)..... 2010, 11
 Sherrod Smith2010
 Brendan Sullivan.....2010
 Michael Schulze (2x) 2009, 10
 Valdas Sirutis (2x)..... 2009, 10
 Matt Wolff2009
 Scott Brittain (3x) 2008, 09, 10
 Sam Tully (2x) 2008, 09
 Tunde Agboola (4x)..... 2007, 08, 09, 10
 Max Gotzler (2x) 2007, 08
 Tyler Morris (4x) 2007, 08, 09, 10
 Shaun Wynn2006
 Omari Peterkin (2x) 2005, 07
 Billy Collins (2x) 2002, 03
 Stijn Dhondt2002
 Mark Michalek (2x)..... 1999, 2002
 Jacob Kudlacz2001
 Ignacio Rodriguez2001
 Daniel Daccarett (4x)..... 2001, 02, 03, 04
 Derek Franklin1999
 Ken Michin.....1998
 Joey Beard.....1997
 Alexi Giannoulis (2x) 1997, 98
 Steve Ehretzman1995
 Dave Wallace1994
 Dave Stiff (3x)..... 1993, 94, 95
 Sotiros Manolopoulos (2x) 1992, 93
 Mark Daly (3x)..... 1990, 91, 92
 Adam Olmsted (2x)..... 1990, 91
 Reggie Stewart (2x) 1990, 91

TERRIER ACCOLADES

LOU COHEN MVP AWARD

Recognizing the players most responsible for the team's success, the award is named in honor of Lou Cohen '28, the first men's basketball player inducted into Boston University's Athletic Hall of Fame.

There are 12 Terriers who have been recognized multiple times. Jim Hayes was the first in 1969-70. Tunji Awojobi is the only Terrier to have been named MVP four times.

Johnny Nunziato	1954
Tom Gastall	1955
Kevin Thomas	1956
Tom Kelly	1957
Don Vanderstreet	1958
Bob Cumings	Jack Leaman 1959
Bill Gates	1960
Dick O'Connell	1961
Larry McNulty	1962
Mike Cotton	1963
Adam Florczak	1964
Randy Cross	Ken Leary 1965
Ken Ackerman	John Osgood 1966
Bill Mortimer	1967
Rickie Lee	1968
Jimmy Hayes	1969
Jimmy Hayes (2x)	Marty Schoepfer 1970
James Garvin	Bob McNamara 1971
Kenny Boyd	1972
James Garvin	1973
Kenny Boyd (2x)	1974
Kerry Walker	1975
Neil Burns	Walt Chesley 1976
Phil Andrews	1977
Steve Wright	1978
Steve Wright (2x)	Tom Channel 1979
Steve Wright (3x)	1980
Brett Brown	1981
Arturo Brown	John Teague 1982
Tony Simms	1983
Gary Plummer	1984
Shawn Teague	1985
Dwayne Vinson	1986
Paul Hendricks	1987
Drederick Irving	1988
Tony DaCosta	1989
Jeff Timberlake	1989
Steven Key	1990
Jason Scott	1991
Jason Scott (2x)	1992
Jeff Storm	1993
Tunji Awojobi	1994
Tunji Awojobi (2x)	1995
Tunji Awojobi (3x)	1996
Tunji Awojobi (4x)	1997
Walter Brown	1998
LeVar Folk	1999
Jean Avebe	2000
Jason Grochowalski	2001
Billy Collins	2002
Rashad Bell	2003
Chaz Carr	2004
Rashad Bell (2x)	Chaz Carr (2x) 2005
Kevin Gardner	2006
Tyler Morris	2007
Corey Lowe	2008
Corey Lowe (2x)	2009
John Holland	2010
John Holland (2x)	2011
Darryl Partin	2012
D.J. Irving	2013
D.J. Irving (2x)	2014
Cedric Hankerson	John Papale 2015
John Papale (2x)	2016
Justin Alston	Eric Fanning 2017
Cedric Hankerson (2x)	Max Mahoney 2018
Max Mahoney (2x)	2019
Max Mahoney (3x)	2020
Sukhmail Mathon, Javante McCoy	2021
Sukh Mathon (2x), Javante McCoy (2x)	2022

BOSTON UNIVERSITY AND THE NBA DRAFT

NAME	ROUND	DRAFT	TEAM
Bob Cumings	6	1959	Boston Celtics
Jim Hayes	3	1970	Detroit Pistons
James Garvin	17	1973	Buffalo Braves
Ken Boyd	9	1974	New Orleans Jazz
Tom Channel	3	1979	San Diego Clippers
Wally West	5	1980	Utah Jazz
Steve Wright	8	1980	Boston Celtics
Tony Simms	6	1983	New York Knicks
Gary Plummer	2	1984	Golden State Warriors
Tom Ivey	7	1986	Boston Celtics



Notes: Three former BU coaches have gone on to become NBA head coaches. Head coach Rick Pitino ('78-'83) led the New York Knicks and Boston Celtics. Head coach John Kuester ('83-'85) led the Detroit Pistons, and assistant coach Steve Clifford ('90-'94) became the head coach of the Charlotte Bobcats/Orlando Magic. 1981 team MVP Brett Brown is currently the top assistant with the San Antonio Spurs. Brown served as the head coach for Australia's national basketball team at the 2012 London Olympics. 1983 team MVP Tony Symms played for Canada in 1984.

INDIVIDUAL 30-POINT SCORING PERFORMANCES

PTS	PLAYER	OPPONENT	DATE	PTS	PLAYER	OPPONENT	DATE
47	Jim Hayes	vs. Springfield	2/23/70	32	Martin Reiser	vs. Tufts	1/20/51
46	Kevin Thomas	vs. Tennessee	12/19/55		Kevin Thomas	vs. Boston College	1/29/55
45	Kevin Thomas	vs. Rutgers	12/28/54		Tom Kelly	vs. Bates	1/14/57
44	Randy Cross	at Holy Cross	1/29/64		Dick Moreshead	at Rutgers	2/14/63
43	Tunji Awojobi	at Vermont	2/10/96		John Osgood	at Tufts	3/01/65
	John Holland	at Delaware	2/20/10		Jim Hayes	vs. Boston College	12/02/69
42	Steve Wright	at Connecticut	12/09/78		Steve Wright	vs. Siena	2/06/79
40	Tony DaCosta	vs. Northeastern (AE Semis)	3/10/89		Steve Wright	at UNH	2/16/80
39	Richard Lee	vs. New Hampshire	2/15/67		David Stiff	at Vermont	1/16/93
38	Kenny Boyd	at Lafayette	2/04/71		Tunji Awojobi	at Harvard	12/22/94
	John Holland	vs. Hartford	2/28/08		John Holland	at Hartford	1/09/10
	Max Mahoney	at Binghamton	12/07/19		Darryl Partin	vs. Cornell	11/27/10
37	Larry Isenberg	vs. Holy Cross	2/25/61		Eric Fanning	vs. Army West Point	01/25/17
	Kenny Boyd	at Brandeis	3/02/71	31	Jim Hayes	vs. Hartford	12/28/67
	Kerry Walker	vs. Connecticut	2/07/73		Jim Hayes	at WPI	2/24/68
	Steve Wright	vs. Upsala	12/11/79		James Garvin	vs. Colgate	1/28/70
	Eric Fanning	vs. Loyola Maryland	1/18/16		Tony Simms	vs. Siena	12/07/82
	Larry McNulty	at Tufts	2/21/62		Tunji Awojobi	vs. Delaware	2/20/94
	Larry McNulty	at NYU	3/03/62		Matt Turner	vs. St. Peter's	1/25/01
	Kenny Boyd	vs. Catholic	1/15/71		Chaz Carr	at UW-Green Bay	12/28/01
	Mike Alexander	vs. NH College	1/09/82		Corey Lowe	at Hartford	1/09/10
	Matt Turner	vs. Towson	2/08/01		John Holland	vs. Quinnipiac	12/29/10
	Chaz Carr	at Northeastern	1/20/02		Max Mahoney	at Loyola Maryland	1/19/18
	Corey Lowe	vs. Marshall	12/06/08	30	Larry McNulty	vs. Massachusetts	12/06/62
	Jim Hayes	vs. Rhode Island	2/29/68		Randy Cross	at Massachusetts	2/25/65
35	Kenny Boyd	vs. Boston College	12/02/70		Jim Hayes	vs. AIC	2/14/68
	Kenny Boyd	at Massachusetts	2/15/71		Jim Hayes	vs. Lafayette	11/30/68
	Kenny Boyd	at St. Peter's	2/20/71		Jim Hayes	vs. Merrimack	12/10/68
	Neil Burns	vs. Assumption	3/01/76		Jim Hayes	at Holy Cross	1/28/69
	Tom Channel	vs. Rhode Island	2/08/79		Jim Hayes	vs. Rutgers	2/06/69
	Tunji Awojobi	at Providence	12/23/95		Jim Hayes	at Rhode Island	2/08/69
	Tunji Awojobi	vs. East Carolina	11/30/96		Jim Hayes	vs. New Hampshire	2/27/69
	Matt Turner	vs. Maine (AE Qtrs.)	3/01/01		Jim Hayes	vs. Florida Southern	12/29/69
	Corey Lowe	at Yale	12/11/07		Jim Hayes	vs. Dartmouth	1/23/70
34	Jim Hayes	vs. Connecticut	12/05/67		Jim Hayes	vs. Holy Cross	2/16/70
	Marty Schoepfer	at Maine	2/03/68		Kerry Walker	vs. New Hampshire	2/17/73
	Marty Schoepfer	at Maine	3/03/70		Arturo Brown	vs. Fairleigh Dickinson	2/03/82
	Tony Simms	at Niagara (AE Semis)	3/10/83		Tony Simms	at Northeastern	1/25/83
	Gary Plummer	at Northeastern	3/01/84		Gary Plummer	at Vermont	2/19/83
	Dave Wallace	vs. Maine	1/27/94		Gary Plummer	vs. Brooklyn	11/30/83
	Cedric Hankerson	at Syracuse	12/10/16		Drederick Irving	at Richmond	11/27/87
33	Mike Cotton	vs. WPI	1/03/62		Tony DaCosta	at UCLA	12/07/88
	John Osgood	at NYU	2/04/65		Larry Jones	vs. Siena	1/26/88
	Ken Ackerman	vs. Holy Cross	2/02/66		Steven Key	vs. New Hampshire	2/28/90
	Marty Schoepfer	at Brandeis	2/11/70		Reggie Stewart	vs. Vermont	1/19/91
	Kenny Boyd	vs. Rochester	2/23/71		Reggie Stewart	vs. Maryland	1/22/91
	Paul Hendricks	vs. New Hampshire	2/07/87		Jason Scott	vs. Duke	1/21/92
	Corey Lowe	vs. Stony Brook	1/19/09		Tunji Awojobi	at Rider	11/25/95
	Corey Lowe	vs. UMBC (AE Qtrs.)	3/07/09		Carlos Strong	vs. Binghamton	2/08/07
	Darryl Partin	at Albany	2/06/12		Corey Lowe	vs. New Hampshire	1/09/08
	Cedric Hankerson	vs. Army	12/29/17		Javante McCoy	vs. Loyola Md. (PL 1st Rd.)	3/05/19
					Javante McCoy	at Navy (PL Semifinals)	3/06/22

TEAM 100-POINT SCORING PERFORMANCES

SCORE	OPPONENT	DATE	SCORE	OPPONENT	DATE
124-76	New Hampshire	Feb. 17, 1979	107-99	Connecticut	Feb. 7, 1973
117-79	Assumption	Feb. 24, 1979	107-109	at Assumption	Mar. 1, 1976
117-94	Marist	Jan. 26, 1980	105-75	Drexel	Nov. 28, 1986
112-74	Trinity	Jan. 22, 1968	104-76	WPI	Dec. 4, 1968
111-80	at U.S. International	Jan. 5, 1980	104-86	at Northeastern	Jan. 25, 1983
110-67	Central Connecticut	Jan. 8, 1994	104-84	Northeastern	Mar. 9, 1989
109-74	C.W. Post	Dec. 2, 1979	103-93	Georgetown	Dec. 4, 1971
109-92	at Trinity	Jan. 25, 1969	103-83	Army	Dec. 2, 1994
108-45	Suffolk	Dec. 7, 1957	102-82	at Rochester	Feb. 9, 1971
108-113	at St. Peter's (ot)	Feb. 20, 1974	102-76	at New Hampshire	Feb. 16, 1980
107-74	MIT	1955-56	102-78	MAINE	Nov. 19, 2016
107-83	Brandeis	Feb. 7, 1959	101-65	Tufts	Feb. 19, 1969
107-76	WPI	Feb. 16, 1963	100-95	at Maine (ot)	Feb. 3, 1968
107-70	Tufts	Mar. 1, 1965	100-88	Siena	Nov. 29, 1976
107-70	Kings Point	Jan. 10, 1970			

Notes: BU has scored 100 points in a game 29 times ... The Terriers are 27-2 in those games ... In 1979-80, BU reached the 100-point mark a record four times ... The Terriers have allowed 100 points in a game 39 times ... Maryland's 122 points on Dec. 8, 1975 is the highest opponent scoring total... The Terriers broke a 22-year-old drought with 102 points vs. Maine on Nov. 19, 2016 after last hitting the century mark in a 103-83 home win over Army on Dec. 2, 1994.

Letters identified by second part of playing year, for example, 1998-99 is listed as 1999, or just 99.

A
 Ackerman, Kent 1964, 65, 66
 Agboola, Tunde 2007, 08, 09, 10
 Aiken, Bob 1925, 26
 Ainslie, James 1934, 36
 Alcock, Tom 1954, 55
 Alexander, John 1960
 Alexander, Mike 1983, 84, 85
 Alston, Justin 2013, 14, 15, 17
 Andrews, Phil 1976, 77, 78
 Armstrong, Richard 1956, 57, 58
 August, Henry 1925, 26
 Avebe, Jean 1997, 98, 99, 00
 Awojobi, Tunji 1994, 95, 96, 97

B
 Bailey, Robert 1992, 93
 Banovic, Dave 1969, 70
 Barker, Bob 1971, 72
 Barnes, Destin 2017
 Bartlett, Ted 1927, 28
 Beal, Billy 1996, 97, 98, 99
 Bean, Doug 1976, 77, 78
 Beard, Joey 1996, 97, 98
 Belitsom, John 1947
 Bell, Raja 1995, 96
 Bell, Rashad 2002, 03, 04, 05
 Benson, Ken 1926
 Berry, Bob 1929, 30, 31
 Bingham, Pancho 1982
 Bircher, Wally 1965
 Black, William 1938, 39
 Bolden, Curtis 1974, 75
 Boston, George 1948
 Botsford, Harry 1943, 47, 48
 Boyd, Ken 1972, 73, 74
 Brennan, John 1994, 95, 96
 Bressner, Glen 1981
 Brewster, Miles 21, 22
 Brigham, Bob 1989, 90
 Brittain, Scott 2007, 08, 09
 Brittain-Watts, Ethan 2020, 21, 22
 Brock, Bruce 1971, 73
 Brossman, Dylan 2013, 14
 Brower, Etienne 2004, 05
 Brown, Arturo 1980, 81, 82
 Brown, Brett 1980, 81, 82, 83
 Brown, Herb 1974
 Brown, James 1991, 92, 93
 Brown, Walter 1998, 99
 Burns, Bunno 1928, 30
 Burns, Neil 1974, 75, 76
 Burton, Kevin 2005
 Bussell, Elmer 1934
 Butcher, James 1950, 51
 Butt, Ryan 2001, 02, 03, 04
 Byrd, Tremain 1994, 95

C
 Capuano, Bob 1951, 52
 Carabedian, Fred 1933, 34
 Carr, Chaz 2002, 03, 04, 05
 Carson, Charles 1951
 Carter, Jim 1962, 63
 Caruso, Charles 1951
 Cassidy, James 1940, 41, 42
 Chamberlain, Tom 1959, 60
 Chambers, Kamali 2016, 17, 18, 19
 Channel, Tom 1978, 79
 Chesley, Walt 1974, 75
 Childs, Bob 1947, 48, 50
 Chimezie, Malcolm 2022
 Chionuma, Zach 2012, 13
 Christian, Jim 1984, 85
 Clark, Don 1962
 Clem, Paul 1947, 48, 49
 Coblyn, Ben 2006
 Cohen, Lou 1925, 26, 27, 28
 Collins, Billy 2000, 01, 02, 03
 Congdon, Newton 1927, 28
 Connors, Jim 1933
 Consor, Glenn 1977, 78, 79, 80
 Correale, Angelo 1945
 Costello, Mike 1997, 98, 99, 00
 Cotter, Paul 1925, 26
 Cotton, Mike 1961, 62, 63
 Crane, Marshall 1999, 00
 Cross, Randy 1963, 64, 65
 Cumings, Bob 1957, 58, 59
 Curley, Matt 1998, 99
 Curry, Cameron 2014, 15, 16, 17
 Czaplinski, Matt 2003

D
 Dabney, Steve 1972, 73, 74
 DaCosta, Tony 1986, 87, 88, 89
 Daniels, Alvin 1985, 86, 87
 Daly, Bob 1946, 47, 48, 49
 Daly, Mark 1989, 90, 91, 92

Davy, Fred 1988, 89, 90, 91
 Delaney, Dave 1965
 Delayeffitte, Yusef 1994, 95, 96, 97
 Delgado, Danny 1992, 93, 94
 DeMerit, William 1941
 Dhondt, Stijn 2001, 02
 Dieudonne, Nathan 2013, 14, 15, 16
 Dickson, Charles 1941
 Doane, Donald 1951, 52
 Dobrin, Joel 1978
 Downs, Henry 1975
 Driscoll, John 1933
 Dunnock, Justin 1925

E
 Ehremsman Steve 1994, 95, 96
 Engel, Bruce 1974, 75, 76, 77
 Eordekian, Jim 1945
 Epstein, Ed 1931, 32
 Evans, Geoff 1998
 Evans, Paul 1961

F
 Falk 1930
 Falloni, Larry 1947
 Fanning, Eric 2015, 16, 17
 Farrell, Charles 1938
 Fearington, B.J. 1995, 96, 97, 98
 Few, John 1986
 Fiedor, Mark 1982, 83, 84, 85
 Finegan, Martin 1950
 Fiola, Ken 1978
 Fiorino, Charles 1955, 56, 57
 Fisher, Charles 1935
 Fitzgerald, Kevin 2001, 02, 03, 04
 Fitzpatrick, Cliff 1940
 Florczak, Adam 1962, 63, 64
 Floyd, Daryl 1977, 78, 79, 80
 Flynn William 1947
 Folk, LeVar 1996, 97, 98
 Foreman, Kyle 2016, 17
 Fort, Moreland 1932, 33, 34
 Franklin, Dereck 1999, 00
 Freedman, Sid 1936, 37

G
 Gabine, Bob 1945
 Gabriele, Peter 1984, 85, 86, 87
 Gaffney, Tony 2005, 06
 Gallaher, Allen 1967, 68
 Galpert, Herb 1946, 47
 Gangoff, Jon 1967
 Garabedian, Fred 1934
 Gardner, Kevin 2003, 04, 05, 06
 Garvin, James 1971, 72, 73
 Gaskins, H.J. 2013
 Gastall, Tom 1953, 54, 55
 Gates, William 1958, 59, 60
 Gathers, Vic 1971, 73
 Gaudreault, George 1943, 46, 47, 48
 Geffen, Bryan 2005, 06
 Gelin, Stan 1945
 Giannoulas, Alex 1997, 98
 Gill, Jamaal 2013
 Gladstone, Steve 1968, 69, 70
 Glennon, Charles 1943
 Gluck, Larry 1966
 Goff, Will 2015, 16, 17, 18
 Goldstein, Al 1935
 Goodier, Harry 1939
 Goodier, Larry 1973
 Goodless, Mike 1969
 Goodman, Arnold 1953, 54, 55
 Gotzler, Max 2008
 Graham, Ed 1936, 37
 Graham, Jerome 1999, 00, 01
 Graham, Lewis 1970, 71
 Graybill, Mike 1985, 86
 Griffin, Matt 2011, 12
 Green, Frank 1934
 Grochowalski, Jason 2001, 02, 03, 04
 Groce, Ralph 1981, 82
 Guest, Jordan 2019
 Guiski, Ed 1958

H
 Haden, Clyde 1953, 54
 Hagan, Jeff 1983
 Haines, Dylan 2014, 15, 16, 17
 Hale, Fred 1934, 35
 Haliday, Harold 1927
 Hamilt, Dawes 1960, 61
 Hankerson, Cedric 2014, 15, 17, 18
 Hannigan, Wayne 1967, 68, 69
 Harper, Jonas 2019, 20, 21, 22
 Harris, Christie 1932, 33, 34
 Harris, Kevin 1991, 92, 93
 Hart, Ed 1932, 33
 Harwood, Dan 1980, 81
 Hassan, Corey 2006
 Hassan, John 1969, 71
 Havener, Nick 2015, 16, 17, 18
 Hayes, Glen 1993

Hayes, Jim 1968, 69, 70
 Hayes, John 1972
 Hayes, Tom 1974, 75, 76, 77
 Hazling, Bill 1945
 Hazel, Patrick 2011, 12
 Heller, Hy 1929, 30
 Hemphill, Jack 2019, 20, 21
 Hendrick, Paul 1937
 Hendricks, Paul 1984, 85, 86, 87
 Hibbard, Henry 1943
 Holden, Brian 1991
 Holland, John 2008, 09, 10, 11
 Holmes, Jeff 1984
 Holmes, Rick 1979, 81
 Holmes, Charlie 1925, 26
 Hubbard, Kenny 1993, 94
 Hubbard, Ralph 1955, 56, 57
 Huckyby, Barry 1992
 Hyland, Leroy 1943, 46

I
 Irving, Drederick 1985, 86, 87, 88
 Irving, D.J. 2011, 12, 13, 14
 Isenberg, Larry 1960, 61
 Ivey, Tom 1983, 84, 85, 86

J
 James, Earnest 1950
 James, Sheriden 1965
 Jarvis, Michael 1989, 90, 91, 92
 Jarvis, Russell 1988, 89, 90, 91
 Johnson, Brandon 2016, 17
 Johnson, Eric 2015, 16, 17, 18
 Johnson, Marques 2006, 07, 08, 09
 Johnson, Nelson 1929
 Jones, Caelan 2021, 22
 Jones, Gene 1979, 80, 81, 82
 Jones, Larry 1986, 87, 88
 Jones, Steve 1974, 77

K
 Kalitsi, Francis 1987, 88, 89, 90
 Keazirian, Martin 1943
 Kelleher 1931, 32
 Kelley, Darius 1935, 36
 Kelly, Tom 1955, 56, 57
 Kennedy, James 2012, 13
 Kerr, Tom 1954, 55, 56
 Kersner, Martin 1953
 Key, Steven 1987, 88, 89, 90
 Keyo, Howie 1929, 30
 Kililea, John 1950, 51, 52
 Killen, Matt 2008, 09
 King, David 1987, 88, 89, 90
 King, John 1938, 39, 40
 Kodosi, Isaac 2011
 Konate, Ibrahim 2006, 07, 08
 Kopecky, Irwin 1938
 Koppel, Nathan 1956, 57, 58
 Kozlowski, Tony 1943
 Kudlacz, Jacob 2000, 01, 02, 03
 Kunces, Adam 1946
 Kurz, Chris 2011, 12, 13

L
 Langley, Warren 1942
 Lans, Al 1932
 Lapin, Juhl 1945
 Lawry, Russ 1937, 38, 39
 Leahy, Bob 1938
 Leaman, John 1957, 58, 59
 Leary, Ken 1963, 64, 65
 Lee, Rick 1968
 Lehman, Karl 1982, 83
 Leighton, Sam 1947
 Lenzi, Mike 1932
 Leonard, Walt 1926
 Levenson 1927
 Licare, Bob 1953
 Lowder, Bill 1931, 33
 Lowe, Corey 2007, 08, 09, 10
 Luce, Charles 1950
 Lucey, Harold 1926, 27
 Lucinski, Mike 1926, 27
 Luiz, George 1935, 36
 Lynch, Rick 1948, 49, 50

M
 MacFadgen, Ernie 1953
 MacFarlane 1925, 26
 MacLeod, Bruce 1972
 Macon, Brian 2006, 07
 Maddon, William 1942, 46
 Maddocks, Ray 1935
 Madrigal, Braiten 2014, 15
 Mahoney, Max 2017, 18, 19, 20
 Manning, John 1947, 49
 Manolopoulos, Sotiris 1990, 91, 92, 93
 Marino, Santo 1929, 30
 Martin, Desmond 1978, 79, 80, 81
 Martin, Pat 2004, 05
 Martinez, Rafael 1993, 94
 Masters, Tom 1979, 80

Mathers, Al 1933, 34, 35
 Mathon, Sukhmail 2018, 19, 20, 21, 22
 Matzkin, Larry 1931
 Maynard, Bob 1945
 Maynard 1932
 Mbargorba, Blaise 2015, 16, 17
 Mazarrella, John 1932
 McClellan, Terry 1972
 McConnell, Frank 1931, 32
 McCoy, Javante 2018, 19, 20, 21, 22
 McDonald, Bernie 1952
 McDuddy, James 1940
 McKay, Bill 1974
 McNamara, Bob 1969, 70, 71
 McNulty, Larry 1962
 Michalek, Mark 1999, 00, 01, 02
 Michin, Ken 1996, 97, 98, 99
 Mikula, Adam 2019, 20
 Miller, Leo 1930
 Mitchell, Howard 1941, 42, 44
 Mooers, Malcolm 1945
 Mongeau, Fred 1925
 Morales, Anthony 2021, 22
 Moreshead, Dick 1963, 65
 Morris, Dom 2011, 12, 13, 14
 Morris, Tyler 2007, 08, 09, 10
 Mortimer, Bill 1966, 67, 68
 Mosely, Cheddi 2015, 16, 17
 Moses, Ron 1988, 89, 90
 Murphy, John 1959, 60

N
 Naseman, Dave 1969
 Nechem, Saul 1937, 39
 Newpol, Leo 1945
 Nims, Bernie 1928, 29, 30, 31
 Nish, Peter 1962, 63, 64
 North, Bob 1926
 Nunziato, John 1952, 53, 54

O
 O'Brien, Glenn 1927, 28
 O'Brien, Jake 2009, 10, 11
 O'Connell, Dick 1957, 59, 60, 61
 O'Leary, Joseph 1951, 52
 Oliver, Anibal 1949, 50, 51
 Olmsted, Adam 1990, 91
 Olson, William 1940
 Osgood, John 1964, 65, 66

P
 Paintner, Paul 1962
 Pano, Mike 1957
 Pantano, George 1939, 40, 41
 Papale, John 2013, 14, 15, 16
 Partin, Darryl 2011, 12
 Patnode, Andrew 2021, 22
 Pascoe, Garrett 2019, 21, 22
 Pattison, George 1934
 Pederson, Jim 1967
 Pelage, Jeff 2009, 10, 11, 12
 Penland, Joe 1969
 Petcash, Andrew 2018, 19, 20, 21
 Peterkin, Omari 2005, 06, 07
 Pettengill, Charles 1922
 Piotrowski, Mat 2012
 Plummer, Gary 1981, 82, 83, 84
 Porter, Sean 1984, 85, 86
 Power, Paul 1960, 61
 Prebola, Gene 1958
 Price, Matt 1992, 93
 Priscella, Steve 1982, 83, 84, 85
 Pryor, Barry 1968
 Purbeck, Dudley 1940, 41, 42

Q
 Quinn, Michael 2020, 21, 22

R
 Rabinovitz, Abe 1935, 37
 Radulski, George 1941
 Reardon, John 1959, 61
 Reisner, Marty 1951, 52
 Reverson, Derek 1973
 Rickson, Ken 1949, 50
 Riley, Gastrel 1953, 54
 Rinaldi, Tony 1984
 Robinson, Randy 1966, 67, 68
 Robinson, Travis 2011, 12, 13, 14
 Rodriguez, Ignacio 1999, 00, 01, 02
 Roland, Larry 1970, 71
 Rosenthal, Ted 1937, 38, 39
 Rosu-Myles, Rick 1991, 92, 93, 94
 Rotman, Jack 1938, 39, 40
 Rowe, Andrew 1977
 Rucker, Reggie 1967
 Russell, Don 1952, 53

S
 Sandercook, Vin 1936
 Sandusky, John 2000
 Santer, Mark 1935, 36
 Scanlon, Tyler 2017, 18, 19

Schoepfer, Marty 1968, 69, 70
 Schulze, Michael 2009, 10
 Schwartz, James 1994, 95, 96, 97
 Schwartz, Rick 1978, 79
 Scott, Jason 1990, 91, 92
 Scott, Peter 1996, 97, 98
 Scott, Tyrone 1971, 72
 Seigel, Williams 1934, 35
 Semino, Herb 1931, 32, 33
 Seymour, Paul 2000, 01, 02, 03
 Sheehan, Joe 1947, 48, 49, 50
 Sheehan, Mike 1971, 72
 Sheehan, Rick 1967, 68
 Shenck, William 1940
 Sheridan, James 1963
 Sidd, Al 1945
 Silver, Joer 1941, 42, 43
 Simms, Tony 1981, 82, 83
 Sirutis, Valdas 2007, 08, 09, 10
 Smith, Sherrod 2007, 08, 09, 10
 Sottile, Mario 1953, 54, 55, 56
 Soufan, Mo 1984
 Soutierre, Pete 1929
 Spence, Robert 1952, 53, 54
 Spinelli, Scott 1988, 89
 Stewart, Reggie 1988, 89, 90, 91
 Stiff, Dave 1993, 94, 95
 Storm, Jeff 1992, 93
 Strong, Carlos 2007, 08, 09, 10
 Sullivan, Brendan 2006, 09, 10

T
 Taboglu, Tarkan 2020, 21, 22
 Tarantino, Mike 1953, 54
 Tarr, Morton 1945
 Tate, Daman 2021, 22
 Taylor, George 1942, 43
 Taylor, Richie 1969, 70, 71
 Taylor, Tom 1970, 71, 72
 Tavanese, Bob 1969
 Teague, John 1979, 80, 81, 82
 Teague, Shawn 1983, 84, 85
 Teravainen, George 1946, 47
 Terry Jr., Mike 2011, 12
 Thomas, Charles 1940, 41, 42
 Thomas, Kevin 1954, 55, 56
 Thomas, Malik 2012, 13, 14, 15
 Timberlake, Jeff 1986, 87, 88, 89
 Tomlinson, Dean 1951
 Tripp, "Rip" 1930, 31
 Tucker, Lance 1974, 75
 Tully, Sam 2008, 09
 Turner, Matt 2000, 01, 03, 04
 Twymann, Jay 1981, 82
 Tycencki, Ed 1950, 51
 Tynen, Fletcher 2019, 20, 21, 22

U
 Uzoegbu, Tim 2020, 21, 22

V
 van Basten Batenburg, Jerry 1979
 Vanderstreet, Don 1956, 57
 Vanlandingham, Curtis 1975, 77, 78
 Vasilou, Chris 2005
 Vilarino, Alex 2019, 20
 Vinson, Dwayne 1983, 84, 85, 86

W
 Walch, David 1981, 82, 83
 Walker, Kerry 1973, 74, 75
 Walko, Dave 1966, 67, 68
 Wall, Johnnie Ray 1979, 80, 81, 82
 Wallace, David 1992, 93, 94, 95
 Ward, Al 1970
 Washington, Edward 1959
 Washington, Fred 1967, 68
 Watson Jr., Maurice 2013, 14
 Weatherbee, Frank 1935
 Webster, Larry 1969, 70
 Wells, Harry 1950, 51, 52
 West, Wally 1978, 79, 80
 Westerfield, Tim 1992, 93
 Whalen, Jim 1995
 White, Scott 1987, 88, 89, 90
 Whitt, Chuck 1977, 78
 Whyte, Walter 2018, 20, 21, 22
 Williams, Curtis 1986, 87
 Williams, Walter 1940, 41, 42, 46
 Winkler, George 1947, 48, 49, 50
 Wolff, Matt 2005, 06, 08, 09
 Worrell, Lee 1928, 29, 30
 Wright, Steve 1977, 78, 79, 80
 Wynn, Shaun 2003, 04, 05, 06


Y
 Yancy, Bob 1937
 Young, Cy 1929

Z
 Zandon, Dan 1926, 27, 28
 Zavorskas, Tom 1964, 65, 66

RETIRED JERSEY NUMBERS

JIM HAYES '70

#54 - RETIRED IN 1970



Arguably the most prolific scorer in Boston University history, Jim Hayes averaged a remarkable 24.3 points per game in his three-year collegiate career.

A two-time All-ECAC selection, as well as a first-team AP & UPI All-New England honoree as a senior, Hayes was drafted by the ABA's New York Nets following his outstanding collegiate career. He was also named New England "Sophomore of the Year" in 1968 and an honorable mention All-American in 1970.


A quick look at the Terriers' record book substantiates Hayes' plethora of honors. At the time of his graduation in 1970, he held

15 game, season, or career marks. Even more impressive was the fact that he played in an era when freshmen were not allowed to participate in varsity athletics, leaving him just three years to compile his impressive totals. Hayes still ranks among the leaders in scoring average (24.3), shooting percentage (.562), free throws (565), points (1,679), and points in a season (616). His 47-point explosion vs. Springfield on Feb. 23, 1970 still ranks as the highest-scoring game in BU history. He was inducted into the BU Athletic Hall of Fame in 1982.

54

STEVE WRIGHT '80

#33 - RETIRED IN 1980



The program's first three-time Most Valuable Player, Steve Wright finished his collegiate career among the university's all-time leaders in several offensive categories, including points (1,641), field goals (617), field goal percentage (.522), free throws (407), and free throw percentage (.801).

In each of his final two collegiate seasons, Wright led the Terriers in points and rebounds, registering 19.8 points and 6.0 rebounds per game as a senior in 1979-80 on his way to All-ECAC honors. His efforts led the club to a 21-9 mark, establishing a former school record for wins in a season. As a result, the Terriers


reached the finals of the ECAC North tournament and earned an invitation to the National Invitation tournament, BU's first post-season berth in 21 years.

Wright was selected by the Boston Celtics in the eighth round of the 1980 NBA Draft, and in 1988, was inducted into the university's Athletic Hall of Fame.

33

ARTURO BROWN '83

#44 - RETIRED IN 1983



While playing a game of pickup basketball with many of his Terrier teammates in Case Gymnasium on Sept. 17, 1982, senior Arturo Brown collapsed and died of a heart attack.


The Terriers' leading scorer and rebounder in 1981-82, Brown had tallied 1,007 points through his first three years. Yet, his departure was not viewed in terms of what the team had lost, but what the university had lost. A dedicated student and delightful young man, the respect and admiration his peers had for him was evidenced when he was elected as a team captain in his junior year.

Former Terrier head coach Rick Pitino said it best: "I told my players, when you have trouble deciding what's right and what's wrong, just follow Arturo Brown."

44

DREDERICK IRVING '88

#11 - RETIRED IN 1988



Drederrick Irving helped bring national attention to the Boston University basketball program while rewriting the team's record book.


Irving helped the Terriers advance to four consecutive North Atlantic Conference tournament championship games, earning post-season berths in the 1988 NCAA tournament as well as the 1986 National Invitation Tournament. During his senior year in 1987-88, Irving led BU to an overall mark of 23-8, which stands as the second-highest win total in school history. Individually, Irving established then-career marks for points (1,931), field goals (716), and 3-point

field goals (96), while tying the mark for games played (122). In addition, he equalled the former single-season scoring record by registering 616 points during his senior campaign. A three-time All-NAC selection, Irving was inducted into the university's Athletic Hall of Fame in 1995.

11

TUNJI AWOJOBI '97

#12 - RETIRED IN 1997



The first player in New England college basketball history to record 2,000 points and 1,000 rebounds, Tunji Awojobi concluded his outstanding career as just one of five Division I players to register career totals of 2,000 points, 1,000 rebounds, and 300 blocked shots. He joined a select group composed of Alonzo Mourning (Georgetown), Pervis Ellison (Louisville), Derrick Coleman (Syracuse), and David Robinson (Navy).

Awojobi established 13 BU records, including points (2,308), rebounds (1,237), blocked shots (302), and field goals (871).

His rebounding and scoring totals also rank among the best in the history of the America East. In 1996-97, Awojobi led BU to a school-record 25 victories and America East regular-season and tournament titles, and to the NCAA tournament. In recognition of his efforts, Awojobi was a four-time team MVP and first-team all-conference selection. In his senior year, he was named the league's Player of the Year as well as the MVP of the conference's tournament, while adding New England Division I Player of the Year and first-team All-ECAC honors. He was inducted into the BU Hall of Fame in 2002.

12

KEVIN THOMAS '56

#4 - RETIRED IN 1999



One of first true "big men" to play for BU, Kevin Thomas finished his successful collegiate career with nine records, including the career mark for points (1,138).

The 6-foot-8 Thomas pulled down a remarkable 34 rebounds in a 78-55 victory over Boston College on January 29, 1955, and proceeded to finish his junior season with a then-school record 322 rebounds, a 15.3 average per game.

In his senior season, Thomas led the Terriers to an impressive 17-6 mark, averaging a then-school record 23.2 points per game. On Dec. 19, 1955, Thomas exploded for a career-high 46 points against national-power Tennessee. His 21 field goals against the Volunteers remain a school single-game record. At the conclusion of the 1955-56 campaign, Thomas earned honorable mention All-American honors.

In 1966, Thomas was inducted into the Boston University Athletic Hall of Fame.

4

JACK LEAMAN '59

#10 - RETIRED IN 2008



The spark plug of one of Boston University's most successful teams in program history, Jack Leaman co-captained the 1959 NCAA quintet that made it within one game of the Final Four after falling to Jerry West's West Virginia, 86-82. Leaman made two free-throws and a field goal in the final moments of BU's stunning 62-55 overtime upset victory over Navy to reach the East Regional Final against the Mountaineers.

Following a two-year stint in the United States Army, from which he was honorably discharged in 1955, he moved up to varsity in the 1956-57 season and never looked back as he led BU in both scoring and assists during each of his three seasons. Later the head coach at the University of Massachusetts, he would develop great talents such as Julius Erving.

He was inducted into the BU Hall of Fame in 1977 and soon thereafter would convince one of his former players Rick Pitino to accept his first head coaching position with the Terriers.


10




Jack Leaman's No. 10 jersey was retired on Nov. 10, 2008, at Agganis Arena.



Jeff Timberlake holds BU's career assist-to-turnover ratio record with a mark of 2.24-to-1.00.



Bob Capuano starred in football and basketball in the early 1950s for BU.



Charles Thomas starred in football, basketball and baseball in the late 1930s and early 1940s.

TUNJI AWOJOBI

Graduated: 1997 **Inducted:** 2002
One of seven Terriers to have his jersey number retired.

KEN BOYD

Graduated: 1974 **Inducted:** 1984
A first-team All-Yankee conference selection and the team MVP as a senior, Boyd helped the Terriers to the 1972-73 Beanpot title, scoring 23 points in the 92-90 semifinal win over Harvard and 16 points in the 95-94 overtime win over BC in the final. The American Basketball Association's Buffalo Braves drafted him in 1974, where his success continued professionally.

BOB CAPUANO

Graduated: 1953 **Inducted:** 1973
An inductee into BU's football Hall of Fame, Capuano was also a great basketball player. While at BU, he was selected as Rhode Island's Outstanding Italian-American Athlete of the Year in 1951.

GORDON "MICKY" COCHRANE

Graduated: 1924 **Inducted:** 1959
Known as a Major League Baseball Hall of Famer with the Detroit Tigers, Cochrane was also an impressive basketball and football player at BU. In total, he earned 12 varsity letters.

LOUIS R. COHEN

Graduated: 1928 **Inducted:** 1960
Cohen was captain of the Terrier basketball team from 1926 to 1928. During World War II, Cohen was field director of USO and directed the First Service Command basketball tournaments in the Boston Garden. He also coached the Camp Edwards team, regarded as one of the top teams of the period.

RANDY CROSS

Graduated: 1965 **Inducted:** 1975
Cross arrived on the BU basketball scene as a sophomore. During his three years at BU, he tallied 1,159 points and 691 rebounds. He won the school's Athlete of the Year and Scholar-Athlete of the Year awards in 1964.

ROBERT CUMINGS

Graduated: 1959 **Inducted:** 1982
Bob Cumings was a co-captain on BU's 1959 NCAA basketball team and led the Terriers to their best season ever. Nicknamed the "Back Bay Kids," Cumings and the '59 team were one win away from the NCAA Final Four.

LARRY FOLLONI

Graduated: 1947 **Inducted:** 1992
A two-year starting guard, Folloni helped the 1945-46 Terriers record an overall mark of 12-2. However, it was on the baseball field that Folloni made his mark, earning All-New England honors during the 1946 and 1947 seasons. He played second and third, and batted over .400 in each of his two seasons.

JAMES GARVIN

Graduated: 1973 **Inducted:** 1995
As a senior team captain in 1972-73, Garvin's efforts helped lead BU to a 15-10 record, which bested the Terriers' records in the previous nine seasons. In 1973, Garvin received the Gordon "Mickey" Cochrane Award as the university's outstanding male athlete.

TOM GASTALL

Graduated: 1955 **Inducted:** 1959
Gastall was BU's 1955 Athlete of the Year. He was captain of both the basketball and baseball teams during his senior year, while leading the football team to a 7-2 record as the team's quarterback. He was drafted by the Detroit Lions of the NFL, but instead chose to play baseball, where he signed a contract with the Baltimore Orioles.

GEORGE GAUDREAULT

Graduated: 1948 **Inducted:** 1996
Following a stellar rookie campaign in 1942-43, when he established a freshman scoring record and became the first freshman to captain the varsity basketball team. Gaudreault excelled in track and baseball while again serving as basketball team captain. For his efforts, he received all-New England recognition in 1946 and 1948.

JIM HAYES

Graduated: 1970 **Inducted:** 1982
One of seven Terriers to have his jersey number retired.

DREDERICK IRVING

Graduated: 1988 **Inducted:** 1995
One of seven Terriers to have his jersey number retired.

JACK LEAMAN

Graduated: 1959 **Inducted:** 1977
One of seven Terriers to have his jersey number retired.

SAUL NECHTEM

Graduated: 1939 **Inducted:** 1959
A BU Hall of Famer in four sports (football, basketball, baseball, and track), Nechtem is one of two BU athletes to win 12 varsity letters. As a basketball player, he was a second-team All-America selection.

JOHNNY NUNZIATO

Graduated: 1954 **Inducted:** 1991
Just 5-foot-5, John Nunziato was the little-big man of Terrier athletics during his playing days. The three-sport star was a two-way performer on the football team, a starting guard on the basketball team, and a second baseman on the baseball team. As a senior, Nunziato finished as the basketball team's leading scorer with 15.4 points per game. His stellar backcourt performances made him the first recipient of the Lou Cohen MVP Award.

GARY PLUMMER

Graduated: 1984 **Inducted:** 2019
A two-time team captain and the highest NBA Draft selection in program history (45th pick - 2nd Round - by Golden State in 1984), the 6-foot-9 center flourished his final two years averaging 16.7 ppg and 9.2 rpg. As a junior, he helped the Terriers win the ECAC North title and reach the NCAAs for the first time since 1959. A 1984 All-Conference First Team honoree, he graduated ranked eighth all-time in scoring (1,129 points) and second in blocks (70) with 603 rebounds.

GENE PREBOLA

Graduated: 1960 **Inducted:** 1991
Although he participated in multiple sports, including basketball in 1958, Prebola discovered his niche in football. In 1958, Prebola led the team in receiving yards with 256. He was named first-team all-New England and honorable mention all-East.

REGGIE RUCKER

Graduated: 1969 **Inducted:** 1978
As a sophomore football player, Rucker gave a preview of what was to come during the next three seasons. The first time he touched the football in a varsity game, he returned a punt 71 yards for a touchdown against Holy Cross. Reggie also lettered in basketball and track, making him the first four-sport athlete at BU in more than 20 years.

CHARLES THOMAS

Graduated: 1941 **Inducted:** 1969
An all-around great sportsman, Thomas lettered in football, basketball and baseball. He was a guard on the basketball team and was continually among the top scorers. His speed, ability and determination in each sport made him the outstanding athlete that he was.

KEVIN THOMAS

Graduated: 1956 **Inducted:** 1994
One of seven Terriers to have his jersey number retired.

JEFF TIMBERLAKE

Graduated: 1989 **Inducted:** 1999
Timberlake still holds the school record for assists in a season with 238 in 1988-89.

COL. WALTER WILLIAMS

Graduated: 1946 **Inducted:** 1963
A man who who earned 11 varsity letters and All-New England honors in football, basketball, baseball, and track, Williams was inducted as the "most versatile athlete in the history of the school". He would later play professional football and basketball.

GEORGE WINKLER

Graduated: 1950 **Inducted:** 1997
An outstanding all-around athlete who excelled in football, basketball and baseball, Winkler earned 11 varsity letters from 1947 through 1950. A four-year starting center for the Terriers, he averaged double figures in points all four years. As a senior, he received honorable mention All-New England recognition.

STEVE WRIGHT


Graduated: 1980 **Inducted:** 1988
One of seven Terriers to have his jersey number retired.

NAISMITH BASKETBALL HALL OF FAME

On April 8, 2013, former BU men's basketball head coach Rick Pitino ('78-'83) became the first with ties to the program to be selected to the Naismith Basketball Hall of Fame.

Taking his first full-time head coaching gig with the Terriers, he led BU to the 1980 NIT and its first NCAA trip in 1983 since 1959.

Finishing with a 91-51 record at BU, Pitino would later win NCAA titles with Kentucky and Louisville.



RECORD VS. ALL OPPONENTS

TEAM	W	L	FIRST	LAST
Adelphi	0	1	1978-79	1978-79
Air Force	0	1	1972-73	1972-73
Alabama	0	2	1997-98	1998-99
Albany	20	9	2001-02	2018-19
Albright	0	2	1961-62	1966-67
Alcorn State	0	1	1982-83	1982-83
AMERICAN (PATRIOT LEAGUE)	12	8	1997-98	2021-22
American International	14	5	1940-41	1968-69
Amherst	2	4	1925-26	1949-50
Appalachian State	0	1	1991-92	1991-92
Arizona	0	1	2002-03	2002-03
ARMY WEST POINT (PATRIOT LEAGUE)	21	15	1954-55	2021-22
Assumption	5	3	1939-40	1978-79
Ball State	0	1	1971-72	1971-72
Baltimore	2	0	1979-80	1980-81
Bates	4	3	1939-40	1960-61
Belmont	0	1	2012-13	2012-13
Bethune-Cookman	1	1	2017-18	2018-19
Binghamton	23	6	2001-02	2021-22
Boston College	18	38	1904-05	2011-12
Bowdoin	4	2	1946-47	1960-61
Bowling Green	2	2	1983-84	1988-89
Bradley	0	1	1959-60	1959-60
Brandeis	17	4	1951-52	1978-79
Bridgewater State	2	0	1916-17	1916-17
Brooklyn	2	0	1982-83	1983-84
Brooklyn Tech	0	1	1924-25	1924-25
Brown	12	25	1901-02	1993-94
BUCKNELL (PATRIOT LEAGUE)	9	14	2005-06	2021-22
Buffalo	2	2	1959-60	1963-64
Butler	0	1	1937-38	1937-38
C.W. Post	3	0	1979-80	1981-82
California	0	1	1999-00	1999-00
California-Irvine	2	1	1992-93	2013-14
California-Los Angeles	0	2	1981-82	1988-89
California-Riverside	1	0	2005-06	2005-06
California-Santa Barbara	0	1	1989-90	1989-90
Camp Edwards	0	1	1942-43	1942-43
Canisius	14	11	1981-82	2016-17
Case Western Reserve	0	1	1937-38	1937-38
Catholic	2	4	1969-70	1977-78
Central Connecticut	3	0	1967-68	1993-94
Charlotte	1	4	1974-75	1998-99
Cincinnati	1	2	1980-81	2001-02
The Citadel	0	1	1975-76	1975-76
Clark	20	10	1921-22	1956-57
Clarkson Tech	0	1	1932-33	1932-33
Clemson	0	2	1977-78	1986-87
Cleveland State	2	2	1982-83	2011-12
Coastal Carolina	2	1	1992-93	2012-13
Coast Guard	5	1	1935-36	1941-42
Colby	23	7	1937-38	1966-67
COLGATE (PATRIOT LEAGUE)	30	30	1933-34	2021-22
College of Charleston	1	0	1979-80	1979-80
Colorado	0	1	1998-99	1998-99
Columbia	1	2	1992-93	2002-03
Connecticut	12	45	1930-31	2017-18
Co-op School of English	2	0	1916-17	1916-17
Cornell	2	2	2008-09	2012-13
Cortland State	1	1	1932-33	1933-34
Dartmouth	9	22	1924-25	2021-22
Davidson	1	0	1955-56	1955-56
Dayton	0	2	2009-10	2014-15
Delaware	12	17	1976-77	2011-12
Delaware State	2	0	1980-81	1981-82
DePauw	0	1	1937-38	1937-38

TEAM	W	L	FIRST	LAST
Detroit	0	1	1956-57	1956-57
Drexel	10	23	1980-81	2018-19
Duke	0	6	1987-88	2005-06
East Carolina	2	1	1983-84	1996-97
Eastern Michigan	1	3	1990-91	2018-19
Eastern Washington	0	1	2013-14	2013-14
East Tennessee State	1	0	1989-90	1989-90
Elon	1	1	2017-18	2018-19
Emerson	1	0	2018-19	2018-19
Evansville	2	0	1937-38	1972-73
Fairfield	5	4	1971-72	1981-82
Fairleigh Dickinson	3	2	1978-79	1990-91
Florida A&M	1	0	1996-97	1996-97
Florida International	0	1	1984-85	1984-85
Florida Southern	2	0	1969-70	1981-82
Florida State	1	2	1955-56	2021-22
Fordham	5	0	1993-94	2015-16
Ft. Devens	2	0	1947-48	1948-49
George Mason	2	3	1981-82	2012-13
Georgetown	1	5	1970-71	2004-05
George Washington	3	20	1958-59	2021-22
Georgia Southern	0	1	1973-74	1973-74
Georgia Tech	0	3	1965-66	2009-10
Gonzaga	0	1	1990-91	1990-91
Gordon College	1	0	2021-22	2021-22
Hampton	0	1	2010-11	2010-11
Hartford	46	22	1967-68	20-13
Harvard	27	40	1904-05	2017-18
Harvard "B"	0	2	1944-45	1944-45
Hawaii	0	1	1994-95	1994-95
Hobart	1	0	1970-71	1970-71
Hofstra	11	11	1966-67	2011-12
HOLY CROSS (PATRIOT LEAGUE)	27	58	1902-03	2021-22
Howard	1	0	2012-13	2012-13
Illinois	0	1	2013-14	2013-14
Illinois-Chicago	1	1	1982-83	1983-84
Illinois State	0	1	1987-88	1987-88
Indiana	1	1	1991-92	2009-10
Indiana State	2	2	1987-88	1990-91
Iona	3	3	1958-59	2009-10
Iowa	0	3	1984-85	2001-02
Ithaca	1	0	1932-33	1932-33
Jacksonville	1	0	1987-88	1987-88
James Madison	1	1	1999-00	2000-01
Kansas	0	1	2010-11	2010-11
Kansas State	0	1	2009-10	2009-10
Kean	1	0	2015-16	2015-16
Kentucky	0	5	1986-87	2015-16
Kings Point	2	0	1968-69	1969-70
LAFAYETTE (PATRIOT LEAGUE)	18	8	1948-49	2021-22
La Salle	1	3	1982-83	2011-12
LEHIGH (PATRIOT LEAGUE)	12	8	1968-69	2021-22
Liberty	1	1	1999-00	2000-01
Long Island U. - Brooklyn	3	4	1967-68	2016-17
Louisiana State	0	2	1973-74	1979-80
Lowell Tech	3	1	1925-26	1927-28
LOYOLA MARYLAND (PATRIOT LEAGUE)	15	7	1996-97	2021-22
Maine	61	41	1902-03	2017-18
Manhattan	3	3	1932-33	2007-08
Marist	4	2	1979-80	2021-22
Marshall	0	2	2007-08	2008-09
Maryland	2	3	1975-76	2013-14
Massachusetts	29	43	1903-04	2015-16
Mass. College of Pharmacy	1	0	1927-28	1927-28
Mass. Institute of Technology	24	16	1903-04	1969-70
Massachusetts-Lowell	6	3	1985-86	2021-22

GoTerriers.com

RECORD VS. ALL OPPONENTS

TEAM	W	L	FIRST	LAST
Mercer	0	1	1975-76	1975-76
Merrimack	8	0	1968-69	2021-22
Miami, Fla.	0	2	1965-66	2017-18
Miami (Ohio)	0	1	1998-99	1998-99
Michigan	2	4	1989-90	2005-06
Middlebury	6	1	1924-25	1953-54
Montana	0	1	1989-90	1989-90
Morehead State	1	0	2009-10	2009-10
Morgan State	1	0	1990-91	1990-91
Morris Harvey	0	1	1971-72	1971-72
Mount St. Mary's	1	1	2008-09	2009-10
NAVY (PATRIOT LEAGUE)	12	8	1958-59	2021-22
Nevada	1	0	2010-11	2010-11
New Hampshire	101	39	1908-09	2019-20
New Hampshire College	2	0	1980-81	1982-83
NJIT	0	2	2015-16	2015-16
New Mexico	0	2	1980-81	1995-96
New Orleans	1	0	2001-02	2001-02
New York Tech	1	0	1979-80	1979-80
New York University	0	11	1932-33	1970-71
Niagara	17	6	1979-80	1994-95
Nicholls State	1	0	2018-19	2018-19
Norfolk State	1	1	2013-14	2014-15
North Carolina	0	2	1983-84	1984-85
North Carolina A&T	1	1	1990-91	1991-92
North Carolina State	0	3	1989-90	2016-17
North Carolina-Wilmington	2	0	1979-80	1982-83
Northeastern	74	75	1920-21	2021-22
Northern Colorado	0	1	2019-20	2019-20
Northern Illinois	1	1	1999-00	2021-22
North Texas State	2	0	1973-74	1994-95
Northwestern	0	1	1959-60	1959-60
Norwich	6	3	1921-22	1939-40
Notre Dame	0	3	1980-81	2008-09
Ohio University	4	0	1987-88	20013-04
Oklahoma	0	1	1994-95	1994-95
Old Dominion	0	4	1977-78	1981-82
Oral Roberts	0	1	1971-72	1971-72
Oregon	1	1	1985-86	1988-89
Oregon State	1	2	1985-86	2009-10
Pennsylvania	0	1	1967-68	1967-68
Penn State	2	1	1955-56	1983-84
Pepperdine	2	0	1989-90	1995-96
Pittsburgh	0	1	2007-08	2007-08
Portland State	0	1	1999-00	1999-00
Posse Normal	1	0	1916-17	1916-17
Princeton	0	2	1982-83	1993-94
Providence	4	18	1925-26	2001-02
Purdue	0	2	1982-83	1983-84
Quinnipiac	5	2	2000-01	2015-16
Radford	0	1	1999-00	1999-00
Rhode Island	12	22	1916-17	2021-22
Richmond	2	1	1977-78	1987-88
Rider	1	3	1994-95	2006-07
Roanoke	0	1	1976-77	1976-77
Rochester	2	2	1968-69	1971-72
Rollins	0	1	1975-76	1975-76
Rutgers	5	14	1941-42	2018-19
St. Bonaventure	2	2	1982-83	2007-08
St. Francis (N.Y.)	7	0	1958-59	1993-94
St. Francis (Pa.)	0	1	1955-56	1955-56
Saint Joseph's	1	8	1982-83	2013-14
St. John's	0	3	1924-25	2006-07
St. Michael's	4	0	1924-25	1953-54
St. Peter's	7	4	1973-74	2016-17
St. Stephen's	0	1	1928-29	1928-29

TEAM	W	L	FIRST	LAST
Salem State	2	1	1935-36	1986-87
Sam Houston	1	0	2021-22	2021-22
Seton Hall	1	4	1962-63	1966-67
Siena	9	8	1976-77	1988-89
South Carolina	1	2	1979-80	2019-20
Southern California	1	1	1984-85	1987-88
South Florida	2	2	1975-76	2015-16
Springfield	7	13	1916-17	1970-71
Squantum Naval Air Station	1	0	1942-43	1942-43
Stanford	0	1	2002-03	2002-03
SUNY Poly	1	0	2019-20	2019-20
Stetson	0	1	1969-70	1969-70
Stonehill	3	3	1963-64	1978-79
Stony Brook	18	9	2001-02	2012-13
Suffolk	7	0	1955-56	1962-63
Syracuse	1	7	1946-47	2016-17
Tampa	0	1	1969-70	1969-70
Temple	0	3	1948-49	1964-65
Tennessee	0	1	1955-56	1955-56
Tennessee-Martin	1	1	1991-92	2019-20
Tennessee Tech	1	0	1988-89	1988-89
Texas	0	1	2011-12	2011-12
Texas A&M	1	0	1986-87	1986-87
Texas Christian	0	1	1996-97	1996-97
Towson	10	5	1980-81	2000-01
Trinity	6	5	1919-20	1968-69
Tufts	42	19	1905-06	1968-69
Tufts "B"	0	2	1944-45	1944-45
Tulsa	0	1	1996-97	1996-97
UMBC	18	7	1989-90	2012-13
Upsala	1	0	1979-80	1979-80
U.S. International	1	1	1979-80	1981-82
Vermont	55	46	1921-22	2019-20
Villanova	0	3	1937-38	2011-12
Virginia Commonwealth	1	2	1976-77	2009-10
Wagner	2	4	1976-77	1981-82
Wayne State	1	1	1937-38	1966-67
Wentworth	1	0	2014-15	2014-15
Wesleyan	1	3	1905-06	1941-42
Western New England	1	0	2016-17	2016-17
West Virginia	0	3	1958-59	2019-20
Wheaton	1	0	2017-18	2017-18
William & Mary	2	1	1946-47	1954-55
Williams	1	4	1927-28	1940-41
Wisconsin-Green Bay	1	0	2001-02	2001-02
Worcester Poly. Institute	31	12	1921-22	1972-73
Wyoming	0	2	1956-57	1991-92
Xavier	1	0	1980-81	1980-81
Yale	2	2	1932-33	2008-09
Youngstown State	2	0	2003-04	2004-05

CONFERENCE TOURNAMENT HISTORY

ALL-TIME RESULTS

1980 ECAC North Tournament: 2-1

Quarterfinals - @ Boston U. 95, Niagara 86
 Semifinals - Boston U. 83, Rhode Island 79 (@ Portland, Maine)
 Championship - Holy Cross 81, Boston U. 75 (@ Portland, Maine)

1981 ECAC North Tournament: 0-1

Quarterfinals - @ Vermont 85, Boston U. 84 (30T)

1982 ECAC North Tournament: 1-1

Quarterfinals - @ Boston U. 50, Holy Cross 49
 Semifinals - @ Northeastern 49, Boston U. 48

1983 ECAC North Atlantic Conference Tournament (#1 seed): 3-0

Quarterfinals - Boston U. 80 Vermont 75 (@ Northeastern, Boston, Mass.)
 Semifinals - Boston U. 95, Niagara 82 (@ Northeastern, Boston, Mass.)
 Championship - Boston U. 63, Holy Cross 62 (@ Northeastern, Boston, Mass.)

1984 ECAC North Atlantic Conference Tournament (#3 seed): 1-1

Quarterfinals - @ Boston U. 67, Niagara 57
 Semifinals - @ Canisius 73, Boston U. 68

1985 ECAC North Atlantic Conference Tournament (#5 seed): 2-1

Quarterfinals - Boston U. 69 @ Niagara 68
 Semifinals - Boston U. 64, @ Canisius 56
 Championship - @ Northeastern 68, Boston U. 67

1986 ECAC North Atlantic Conference Tournament (#3 seed): 2-1

Quarterfinals - Boston U. 69, New Hampshire 51
 Semifinals - Boston U. 62, Canisius 61 (@ Buffalo, N.Y.)
 Championship - @ Northeastern 63, Boston U. 54

1987 ECAC North Atlantic Conference Tournament (#3 seed): 2-1

Quarterfinals - @ Boston U. 76, Maine 57
 Semifinals - Boston U. 84, @ Niagara 82
 Championship - @ Northeastern 71, Boston U. 68

1988 ECAC North Atlantic Conference Tournament (#2 seed): 3-0

Quarterfinals - Boston U. 64, Canisius 55 (@ Hartford, Conn.)
 Semifinals - Boston U. 82, @ Hartford 73
 Championship - Boston U. 79, Niagara 68 (@ Hartford, Conn.)

1989 North Atlantic Conference Tournament (#2 seed): 2-1

Quarterfinals - Boston U. 96, Niagara 58 (@ Hartford, Conn.)
 Semifinals - Boston U. 101, Northeastern 84 (@ Hartford, Conn.)
 Championship - Siena 68, Boston U. 67 (@ Hartford, Conn.)

1990 North Atlantic Conference Tournament (#2 seed): 3-0

Quarterfinals - Boston U. 63, New Hampshire 56 (@ Hartford, Conn.)
 Semifinals - Boston U. 85, Colgate 63 (@ Hartford, Conn.)
 Championship - Boston U. 75, Vermont 57 (@ Hartford, Conn.)

1991 North Atlantic Conference Tournament (#3 seed): 1-1

Quarterfinals - @ Boston U. 88, New Hampshire 57
 Semifinals - @ Maine 71, Boston U. 58

1992 North Atlantic Conference Tournament (#6 seed): 0-1

Quarterfinals - @ Maine 68, Boston U. 51

1993 North Atlantic Conference Tournament (#8 seed): 0-1

Quarterfinals - @ Drexel 75, Boston U. 58

1994 North Atlantic Conference Tournament (#6 seed): 0-1

Quarterfinals - @ Hartford 92, Boston U. 76

1995 America East Tournament (#5 seed): 1-1

Quarterfinals - Boston U. 69, @ Hartford 59
 Semifinals - @ Drexel 62, Boston U. 53

1996 America East Tournament (#2 seed): 2-1

Quarterfinals - Boston U. 69, Northeastern 54 (@ Newark, Del.)
 Semifinals - Boston U. 66, Maine 64 (@ Newark, Del.)
 Championship - Drexel 76, Boston U. 67 (@ Philadelphia, Pa.)

1997 America East Tournament (#1 seed): 3-0

Quarterfinals - Boston U. 67, Maine 49 (@ Newark, Del.)
 Semifinals - Boston U. 69, @ Delaware 65
 Championship - @ Boston U. 68, Drexel 61

1998 America East Tournament (#2 seed): 2-1

Quarterfinals - Boston U. 87, Northeastern 77 (@ Newark, Del.)
 Semifinals - Boston U. 53, Drexel 51 (@ Newark, Del.)
 Championship - @ Delaware 66, Boston U. 58

1999 America East Tournament (#8 seed): 0-1

First Round - Towson 71, Boston U. 58 (@ Newark, Del.)

2000 America East Tournament (#8 seed): 1-1

First Round - Boston U. 83, Northeastern 57 (@ Newark, Del.)
 Quarterfinals - Hofstra 80, Boston U. 62 (@ Newark, Del.)

2001 America East Tournament (#5 seed): 0-1

Quarterfinals - Maine 87, Boston U. 83 (OT) (@ Newark, Del.)

2002 America East Tournament (#2 seed): 3-0

Quarterfinals - Boston U. 86, @ Northeastern 76
 Semifinals - Boston U. 63, Hartford 60 (@ Northeastern, Boston, Mass.)
 Championship - @ Boston U. 66, Maine 40

2003 America East Tournament (#1 seed): 2-1

Quarterfinals - @ Boston U. 75, New Hampshire 61
 Semifinals - @ Boston U. 71, Northeastern 61
 Championship - Vermont 56, @ Boston U. 55

2004 America East Tournament (#1 seed): 0-1

Quarterfinals - Stony Brook 62, @ Boston U. 58

2005 America East Tournament (#3 seed): 0-1

Quarterfinals - Maine 47, Boston U. 45 (@ Vestal, N.Y.)

2006 America East Tournament (#3 seed): 0-1

Quarterfinals - Vermont 64, Boston U. 61 (@ Vestal, N.Y.)

2007 America East Tournament (#3 seed): 1-1

Quarterfinals - Boston U. 62, Binghamton 58 (@ Boston, Mass.)
 Semifinals - Albany 59, Boston U. 49 (@ Boston, Mass.)

2008 America East Tournament (#6 seed): 1-1

Quarterfinals - Boston U. 62, Albany 58 (OT) (@ Vestal, N.Y.)
 Semifinals - Hartford 59, Boston U. 52 (@ Vestal, N.Y.)

2009 America East Tournament (#3 seed): 0-1

Quarterfinals - UMBC 79, Boston U. 75 (OT) (@ Albany, N.Y.)

2010 America East Tournament (#4 seed): 2-1

Quarterfinals - Boston U. 87, @ Hartford 46
 Semifinals - Boston U. 70, Stony Brook 63 (@ West Hartford, Conn.)
 Championship - @Vermont 83, Boston U. 70

2011 America East Tournament (#2 seed): 3-0

Quarterfinals - Boston U. 69, New Hampshire 60 (@ West Hartford, Conn.)
 Semifinals - Boston U. 55, @ Hartford 49
 Championship - @Boston U. 56, Stony Brook 54

2012 America East Tournament (#3 seed): 0-1

Quarterfinals - @ Hartford 53, Boston U. 49

2013 America East Tournament (#2 seed): 0-0

Banned from participation due to Boston U.'s move to the Patriot League

2014 Patriot League Tournament (#1 seed): 2-1

Quarterfinals - @ Boston U. 91, Lafayette 54
 Semifinals - @ Boston U. 91, Army 70
 Championship - American 55, @ Boston U. 36

2015 Patriot League Tournament (#5 seed): 0-1

Quarterfinals - @ Lafayette 89, Boston U. 64

2016 Patriot League Tournament (#3 seed): 0-1

Quarterfinals - American 69, @ Boston U. 64

2017 Patriot League Tournament (#2 seed): 1-1

Quarterfinals - @ Boston U. 64, Loyola Maryland 60
 Semifinals - Lehigh 91, @ Boston U. 88 (2OT)

2018 Patriot League Tournament (#5 seed): 1-1

Quarterfinals - Boston U. 88, @ Lehigh 82
 Semifinals - @ Bucknell 90, Boston U. 59

2019 Patriot League Tournament (#8 seed): 1-1

First Round - @ Boston U. 71, Loyola Maryland 63
 Quarterfinals - @ Colgate 81, Boston U. 69

2020 Patriot League Tournament (#3 seed): 3-0

Quarterfinals - @ Boston U. 69, Navy 63
 Semifinals - @ Boston U. 64, Bucknell 61
 Championship - Boston U. 64, @ Colgate 61

2021 Patriot League Championship (#7 seed): 1-0

First Round - @ Boston U. 69, Lehigh 58
 Quarterfinals - @ Colgate 77, Boston U. 69

2022 Patriot League Championship (#3 seed): 1-1

Quarterfinals - @ Boston U. 76, Loyola Maryland 64
 Semifinals - @ Navy 85, Boston U. 80 (OT)

COACHING RECORDS

Head Coach	W	L	Pct.	Titles	Runners-Up
Rick Pitino (1980-83)	6	3	.667	1983 (1)	1980 (1)
John Kuester (1984-85)	3	2	.600		1985 (1)
Mike Jarvis (1986-90)	12	3	.800	1988, 1990 (2)	1986, 87, 89 (3)
Bob Brown (1991-94)	1	4	.200		
Dennis Wolff (1995-2009)	16	13	.552	1997, 2002 (2)	1996, 98, 2003 (3)
Pat Chambers (2010-11)	5	1	.833	2011 (1)	2010 (1)
Joe Jones (2012-pres.)	10	9	.526	2020 (1)	2014 (1)
Totals	53	35	.602	Seven	Ten

RECORD VS. ALL OPPONENTS IN TOURNAMENT ACTION

Opponent	W	L	Pct.	Last Meeting
Albany	1	1	.500	2008 (Vestal, N.Y.)
American	0	2	.000	2016 (Case Gym)
Army	1	0	1.000	2014 (Agganis Arena)
Binghamton	1	0	1.000	2007 (Agganis Arena)
Bucknell	1	1	.500	2020 (Case Gym)
Canisius	3	1	.750	1988 (Hartford, Conn.)
Colgate	2	2	.500	2021 (Hamilton, N.Y.)
Delaware	1	1	.500	1998 (Newark, Del.)
Drexel	2	3	.400	1998 (Newark, Del.)
Hartford	5	3	.625	2012 (West Hartford, Conn.)
Hofstra	0	1	.000	2000 (Newark, Del.)
Holy Cross	2	1	.667	1983 (Matthews Arena, Boston, Mass.)
Lafayette	1	1	.500	2015 (Easton, Pa.)
Lehigh	2	1	.667	2021 (Case Gym)
Loyola Maryland	3	0	1.000	2022 (Case Gym)
Maine	4	4	.500	2005 (Vestal, N.Y.)
NAVY	1	1	.500	2022 (Annapolis, Md.)
New Hampshire	5	0	1.000	2011 (West Hartford, Conn.)
Niagara	7	0	1.000	1988 (Hartford, Conn.)
Northeastern	6	4	.600	2003 (Walter Brown Arena)
Rhode Island	1	0	1.000	1980 (Portland, Maine)
Siena	0	1	.000	1989 (Hartford, Conn.)
Stony Brook	2	1	.667	2011 (Agganis Arena)
Towson	0	1	.000	1999 (Newark, Del.)
UMBC	0	1	.000	2009 (Albany, N.Y.)
Vermont	2	4	.333	2010 (Burlington, Vt.)
TOTALS	53	35	.602	

RECORD BY SEED

#1 SEED (8-2): (4) 1983, 1997, 2003, 2004

1983 Quarterfinals - Boston U. 80, Vermont 75 (@ Northeastern, Boston, Mass.)
 1983 Semifinals - Boston U. 95, Niagara 82 (@ Northeastern, Boston, Mass.)
1983 CHAMPIONSHIP - BOSTON U. 63, HOLY CROSS 62 (@ Northeastern, Boston, Mass.)
 1997 Quarterfinals - Boston U. 67, Maine 49 (@ Newark, Del.)
 1997 Semifinals - Boston U. 69, @ Delaware 65
1997 CHAMPIONSHIP - @ BOSTON U. 68, DREXEL 61
 2003 Quarterfinals - @ Boston U. 75, New Hampshire 61
 2003 Semifinals - @ Boston U. 71, Northeastern 61
 2003 Championship - Vermont 56, @ Boston U. 55
 2004 Quarterfinals - Stony Brook 62, @ Boston U. 58
 2014 Quarterfinals - @ Boston U. 91, Lafayette 54
 2014 Semifinals - @ Boston U. 91, Army 70
 2014 Championship - American 55, @ Boston U. 36

#2 SEED (19-5): (9) 1988, 1989, 1990, 1996, 1998, 2002, 2011, 2013, 2017

1988 Quarterfinals - Boston U. 64, Canisius 55 (@ Hartford, Conn.)
 1988 Semifinals - Boston U. 82, @ Hartford 73
1988 CHAMPIONSHIP - BOSTON U. 79, NIAGARA 68 (@ Hartford, Conn.)
 1989 Quarterfinals - Boston U. 96, Niagara 58 (@ Hartford, Conn.)
 1989 Semifinals - Boston U. 101, Northeastern 84 (@ Hartford, Conn.)
 1989 Championship - Siena 68, Boston U. 67 (@ Hartford, Conn.)
 1990 Quarterfinals - Boston U. 63, New Hampshire 56 (@ Hartford, Conn.)
 1990 Semifinals - Boston U. 85, Colgate 63 (@ Hartford, Conn.)
1990 CHAMPIONSHIP - BOSTON U. 75, VERMONT 57 (@ Hartford, Conn.)
 1996 Quarterfinals - Boston U. 69, Northeastern 54 (@ Newark, Del.)
 1996 Semifinals - Boston U. 66, Maine 64 (@ Newark, Del.)
 1996 Championship - @ Drexel 76, Boston U. 67
 1998 Quarterfinals - Boston U. 87, Northeastern 77 (@ Newark, Del.)
 1998 Semifinals - Boston U. 53, Drexel 51 (@ Newark, Del.)
 1998 Championship - @ Delaware 66, Boston U. 58
 2002 Quarterfinals - Boston U. 86, @ Northeastern 76
 2002 Semifinals - Boston U. 63, Hartford 60 (@ Northeastern, Boston, Mass.)
2002 CHAMPIONSHIP - @ BOSTON U. 66, MAINE 40
 2011 Quarterfinals - Boston U. 69, New Hampshire 60 (@ Hartford, West Hartford, Conn.)
 2011 Semifinals - Boston U. 55, @ Hartford 49
2011 CHAMPIONSHIP - @ BOSTON U. 56, STONY BROOK 54
 2013 Quarterfinals - Banned from participation due to BU's move to the Patriot League.
 2017 Quarterfinals - @ Boston U. 64, Loyola Maryland 60
 2017 Semifinals - Lehigh 91, @ Boston U. 88 (20T)

#3 SEED (11-11): (12) 1984, 1986, 1987, 1991, 2005, 2006, 2007, 2009, 2012, 2016, 2020, 2022

1984 Quarterfinals - @ Boston U. 67, Niagara 57
 1984 Semifinals - @ Canisius 73, Boston U. 68
 1986 Quarterfinals - Boston U. 69, New Hampshire 51
 1986 Semifinals - Boston U. 62, @ Canisius 61
 1986 Championship - @ Northeastern 63, Boston U. 54
 1987 Quarterfinals - @ Boston U. 76, Maine 57
 1987 Semifinals - Boston U. 84, @ Niagara 82
 1987 Championship - @ Northeastern 71, Boston U. 68
 1991 Quarterfinals - @ Boston U. 88, New Hampshire 57
 1991 Semifinals - @ Maine 71, Boston U. 58
 2005 Quarterfinals - Maine 47, Boston U. 45
 2006 Quarterfinals - Vermont 64, Boston U. 61 (@ Vestal, N.Y.)
 2007 Quarterfinals - @ Boston U. 62, Binghamton 58 (Agganis Arena)
 2007 Semifinals - Albany 59, @ Boston U. 49 (Agganis Arena)
 2009 Quarterfinals - UMBC 79, Boston U. 75 (OT) (@ Albany, N.Y.)
 2012 Quarterfinals - @ Hartford 53, Boston U. 49
 2016 Quarterfinals - American 69, @ Boston U. 64
 2020 Quarterfinals - @ Boston U. 69, Navy 63
 2020 Semifinals - @ Boston U. 64, Bucknell 61
2020 CHAMPIONSHIP - BOSTON U. 64, @ COLGATE 61
 2022 Quarterfinals - @ Boston U. 74, Loyola Maryland 64
 2022 Semifinals - @ Navy 85, Boston U. 80 (OT)

#4 SEED (2-1): (1) 2010

2010 Quarterfinals - Boston U. 87, @ Hartford 66
 2010 Semifinals - Boston U. 70, Stony Brook 63 (@ West Hartford, Conn.)
 2010 Championship - @ Vermont 83, Boston U. 70

#5 SEED (4-5): (5) 1985, 1995, 2001, 2015, 2018

1985 Quarterfinals - Boston U. 69 @ Niagara 68
 1985 Semifinals - Boston U. 64, @ Canisius 56
 1985 Championship - @ Northeastern 68, Boston U. 67
 1995 Quarterfinals - Boston U. 69, @ Hartford 59
 1995 Semifinals - @ Drexel 62, Boston U. 53
 2001 Quarterfinals - Maine 87, Boston U. 83 (OT) (@ Newark, Del.)
 2015 Quarterfinals - @ Lafayette 89, Boston U. 64
 2018 Quarterfinals - Boston U. 88, @ Lehigh 82
 2018 Semifinals - @ Bucknell 90, Boston U. 59

#6 SEED (1-3): (3) 1992, 1994, 2008

1992 Quarterfinals - @ Maine 68, Boston U. 51
 1994 Quarterfinals - @ Hartford 92, Boston U. 76
 2008 Quarterfinals - Boston U. 62, Albany 58 (OT) (@ Vestal, N.Y.)
 2008 Semifinals - Hartford 59, Boston U. 52 (@ Vestal, N.Y.)

#8 SEED (2-4): (4) 1993, 1999, 2000, 2019

1993 Quarterfinals - @ Drexel 75, Boston U. 58
 1999 First Round - Towson 71, Boston U. 58 (@ Newark, Del.)
 2000 First Round - Boston U. 83, Northeastern 57 (@ Newark, Del.)
 2000 Quarterfinals - Hofstra 80, Boston U. 62 (@ Newark, Del.)
 2019 First Round - @ Boston U. 71, Loyola Maryland 63
 2019 Quarterfinals - @ Colgate 81, Boston U. 69

UNSEED (3-3): (3) 1980, 1981, 1982

1980 Quarterfinals - @ Boston U. 95, Niagara 86
 1980 Semifinals - Boston U. 83, Rhode Island 79 (@ Portland, Maine)
 1980 Championship - Holy Cross 81, Boston U. 75 (@ Portland, Maine)
 1981 Quarterfinals - @ Vermont 85, Boston U. 84 (30T)
 1982 Quarterfinals - @ Boston U. 50, Holy Cross 49
 1982 Semifinals - @ Northeastern 49, Boston U. 48

RESULT BY SEED

	1st Round	Quarterfinal	Semifinal	Championship	Total
#1 Seed		4-1	4-0	2-2	10-3
#2 Seed		8-0	7-1	4-3	19-4
#3 Seed		7-5	3-4	1-2	11-11
#4 Seed		1-0	1-0	0-1	2-1
#5 Seed		3-2	1-2	0-1	4-5
#6 Seed		1-2	0-1		1-3
#7 Seed	1-0	0-1			1-1
#8 Seed	2-1	0-3			2-4
Unseeded		2-1	1-1	0-1	3-3
	3-1	26-15	17-9	7-10	53-35

REGULAR SEASON MULTI-TEAM EVENT HISTORY

Overall, BU has posted a perfect record at four regular season tournament, including two Beanpots (1963, 1973), the South Florida's Christmas Shootout (1997) and the 2016 Steve Wright Classic on campus. Since 1954-55, BU is 59-94 all-time, a .380 winning percentage.

1954-55 Richmond (Va.) Invitational: 1-2

Colgate 82, Boston U. 73
William & Mary 84, Boston U. 74
Boston U. 83, Rutgers 60

1955-56 Charlotte (N.C.) Invitational: 1-2

Tennessee 80, Boston U. 77
Florida State 86, Boston U. 52
Boston U. 87, Davidson 69

1956-57 Motor City Tournament (Detroit, Mich.): 0-2

Detroit 75, Boston U. 58
Wyoming 72, Boston U. 60

1959-60 Providence (R.I.) Invitational: 1-1

Providence 76, Boston U. 47
Boston U. 77, Brown 58

1960-61 Downeast Classic (Bangor, Maine): 1-1

Maine 73, Boston U. 67
Boston U. 76, Bowdoin 72

1961-62 Albright Invitational (Reading, Pa.): 0-2

Albright 75, Boston U. 62
Rutgers 83, Boston U. 66

1962-63 Beanpot Tournament (Boston, Mass.): 1-1

Northeastern 66, Boston U. 49
Boston U. 71, Tufts 52

1963-64 Westchester (N.Y.) Festival: 1-1

Boston U. 82, Lafayette 76
Iona 81, Boston U. 80

1963-64 Beanpot Tournament (Boston, Mass.): 2-0

Boston U. 76, Tufts 62
Boston U. 80, Northeastern 75 (20T)

1964-65 Beanpot Tournament (Boston, Mass.): 1-1

Boston College 90, Boston U. 85
Boston U. 107, Tufts 70

1965-66 Hurricane Classic (Miami, Fla.): 0-2

Miami 81, Boston U. 60
Georgia Tech 83, Boston U. 40

1966-67 Albright Invitational (Reading, Pa.): 0-2

Albright 81, Boston U. 65
Hofstra 89, Boston U. 69

1967-68 CCSU Tournament (New Britain, Conn.): 2-1

Boston U. 92, Hartford 66
Boston U. 84, Central Connecticut 76
Long Island Univ. 76, Boston U. 62

1967-68 Greater Boston Invitational: 1-1

Northeastern 70, Boston U. 57
Boston U. 84, Tufts 70

1968-69 Scranton (Pa.) Tournament: 1-1

Colgate 69, Boston U. 61
Boston U. 81, Lehigh 56

1968-69 Colonial Tournament (Boston, Mass.): 1-1

Boston U. 101, Tufts 65
Northeastern 66, Boston U. 64

1969-70 West Palm Beach (Fla.) Tournament: 1-1

Boston U. 83, Florida Southern 68
Stetson 86, Boston U. 67

1970-71 Beanpot Tournament (Boston, Mass.): 0-2

Harvard 83, Boston U. 69
Northeastern 75, Boston U. 60

1970-71 LeMoine (N.Y.) Christmas Tournament: 1-1

Lafayette 86, Boston U. 61
Boston U. 63, Hobart 57

1971-72 Beanpot Tournament (Boston, Mass.): 1-1

Boston U. 85, Boston College 83
Harvard 104, Boston U. 77

1971-72 Hall of Fame Tournament (Springfield, Mass.): 0-2

Morris Harvey 92, Boston U. 78
Ball State 93, Boston U. 90

1972-73 Evansville (Ind.) Tournament: 1-1

Boston U. 88, Evansville 82 (OT)
Air Force 65, Boston U. 53

1972-73 Beanpot Tournament (Boston, Mass.): 1-1

Northeastern 97, Boston U. 87
Boston U. 82, Boston College 72

1973-74 Georgia Southern Tournament: 1-1

Georgia Southern 100, Boston U. 83
Boston U. 88, North Texas State 84

1973-74 Beanpot Tournament (Boston, Mass.): 2-0

Boston U. 92, Harvard 90
Boston U. 94, Boston College 92 (OT)

1974-75 Presidential Classic (Washington, D.C.): 0-2

George Washington 80, Boston U. 71
West Virginia 99, Boston U. 83

1974-75 Beanpot Tournament (Boston, Mass.): 1-1

Boston College 86, Boston U. 78
Boston U. 78, Northeastern 61

1975-76 Hatter Tournament (Deland, Fla.): 0-2

Mercer 92, Boston U. 79
The Citadel 86, Boston U. 73

1975-76 Beanpot Tournament (Boston, Mass.): 1-1

Boston U. 74, Northeastern 66
Harvard 86, Boston U. 70

1976-77 Roanoke (Va.) Tournament: 1-1

Roanoke 76, Boston U. 70
Boston U. 79, Delaware 71

1980-81 Lobo Classic (Albuquerque, N.M.): 1-1

Boston U. 91, Xavier 84
New Mexico 107, Boston U. 87

1982-83 Carrier Classic (Syracuse, N.Y.): 0-2

Princeton 70, Boston U. 69
Alcorn State 74, Boston U. 72

1984-85 Amana/Hawkeye Classic (Ames, Iowa): 0-2

Iowa 67, Boston U. 53
Southern California 83, Boston U. 70

1984-85 Orange Bowl Tournament (Miami, Fla.): 1-1

Florida International 59, Boston U. 54
Boston U. 62, Drexel 59

1985-86 Far West Classic (Portland, Ore.): 1-2

Boston U. 67, Oregon 56
Iowa 76, Boston U. 71
Oregon State 59, Boston U. 55

1986-87 IPTAY Tournament (Clemson, S.C.): 1-1

Boston U. 105, Drexel 75
Clemson 92, Boston U. 77

1986-87 Kentucky Invitational (Lexington, Ky.): 1-1

Boston U. 65, Texas A&M 63
Kentucky 81, Boston U. 69

1987-88 Central Fidelity Classic (Richmond, Va.): 1-1

Richmond 66, Boston U. 61
Boston U. 75, Southern California 53

1987-88 Gator Bowl Tournament (Jacksonville, Fla.): 1-1

Illinois State 61, Boston U. 52
Boston U. 75, Jacksonville 69

1988-89 Hawaii Rainbow Tournament: 1-1

Oregon 76, Boston U. 71
Boston U. 84, Tennessee Tech 62

1988-89 Cable Car Classic (Santa Clara, Calif.): 1-1

UNC Charlotte 76, Boston U. 53
Boston U. 75, Navy 54

1989-90 Forest Industries Classic (Missoula, Mont.): 1-1

Boston U. 78, Tennessee State 73
Montana 73, Boston U. 64

1989-90 Far West Classic (Portland, Ore.): 1-2

Oregon State 86, Boston U. 66
Boston U. 64, Pepperdine 61
UNC Charlotte 88, Boston U. 83 (20T)

1990-91 Fleet Classic (Providence, R.I.): 1-1

Lafayette 80, Boston U. 55
Boston U. 86, Morgan State 75

1990-91 Shootout Spokane (Wash.): 1-1

Boston U. 71, Hofstra 70 (OT)
Gonzaga 75, Boston U. 63

1991-92 Indiana Classic (Bloomington, Ind.): 1-1

Indiana 88, Boston U. 47
Boston U. 67, Tennessee-Martin 64

1991-92 Cowboy Shootout (Casper, Wyo.): 0-2

Wyoming 81, Boston U. 75
Appalachian State 90, Boston U. 84 (OT)

1993-94 Carrier Classic (Syracuse, N.Y.): 0-2

Syracuse 89, Boston U. 70
Princeton 57, Boston U. 44

1994-95 Rainbow Classic (Honolulu, Hawaii): 0-3

Hawaii 77, Boston U. 63
Duke 73, Boston U. 54
Oklahoma 75, Boston U. 70

1995-96 Lobo Classic (Albuquerque, N.M.): 1-1

Boston U. 75, Pepperdine 61
New Mexico 95, Boston U. 85

1996-97 Red Auerbach Colonial Classic (Wash., D.C.): 1-1

Boston U. 85, Florida A&M 54
George Washington 73, Boston U. 68

1996-97 Christmas Shootout (Tampa, Fla.): 2-0

Boston U. 71, Loyola (Md.) 51
Boston U. 65, South Florida 49

1997-98 Chase Preseason NIT (Storrs, Conn.): 0-1

Connecticut 68, Boston U. 54

1997-98 Arizona State Tribune Classic : 1-1

Eastern Michigan 72, Boston U. 69
Boston U. 77, LaSalle 65

1998-99 Bobcat Classic (Bozeman, Mont.): 1-1

Colorado 88, Boston U. 51
Boston U. 80, Canisius 58

1999-00 Doral/Florida International Tournament: 0-2

Northern Illinois 78, Boston U. 65
Radford 70, Boston U. 50

1999-00 Golden Bear Classic (Berkeley, Calif.): 0-2

California 76, Boston U. 45
Portland State 62, Boston U. 58

2000-01 George Washington Tournament: 1-1

Boston U. 66, Quinnipiac 60
George Washington 92, Boston U. 76

2001-02 Guardians Classic (Iowa City, Iowa): 1-1

Boston U. 69, New Orleans 63
Iowa 90, Boston U. 61

2001-02 Oneida Bingo/Casino Classic (Green Bay, Wis.): 1-1

Boston U. 79, Wisc.-Green Bay 75 (OT)
Cal-Irvine 77, Boston U. 71

2002-03 Preseason NIT (Palo Alto, Calif.): 0-1

Stanford 61, Boston U. 57

2002-03 Fiesta Bowl Classic (Tuscan, Ariz.): 1-1

Boston U. 84, Florida State 69
Arizona 85, Boston U. 71

2005-06 Preseason NIT (Durham, N.C.): 0-1

Duke 64, Boston U. 47

2005-06 Cable Car Classic (Santa Clara, Calif.): 1-1

Bucknell 63, Boston U. 57
Boston U. 80, UC Riverside 69

2006-07 Aeropostale Holiday Festival (New York, N.Y.): 0-2

St. John's 45, Boston U. 44 (OT)
Saint Joseph's 58, Boston U. 53

2009-10 O'Reilly Auto Parts Puerto Rico Tip-Off (San Juan): 1-2

Kansas State 80, Boston U. 70
Boston U. 71, Indiana 67
Georgia Tech 85, Boston U. 67

2010-11 NIT Season Tip-Off (Villanova, Pa.): 1-1

Boston U. 76, George Washington 67
Villanova 82, Boston U. 66

2010-11 NIT Season Tip-Off Consolation Rds. (Wash. D.C.): 1-1

Hampton 51, Boston U. 50
Boston U. 66, Nevada 57

2011-12 Legends Classic Opening Rd. (Austin, Texas): 0-1

Texas 82, Boston U. 46

2011-12 Legends Classic SubRegional (Kingston, R.I.): 2-1

Cleveland St. 63, Boston U. 62
Boston U. 70, Rhode Island 64
Boston U. 68, Hofstra 61

2012-13 UCF Holiday Tournament (Orlando, Fla.): 1-1

Belmont 64, Boston U. 48
Boston U. 71, Howard 44

2013-14 2K Sports Classic Opening Rd. (Storrs, Conn.): 0-1

UConn 77, Boston U. 60

2013-14 2K Sports Classic SubRegional (Irvine, Calif.): 2-1

Eastern Washington 80, Boston U. 68
Boston U. 74, UC Irvine 68
Boston U. 72, LIU Brooklyn 57

2015-16 Basketball Hall of Fame Classic (Campus Sites): 2-2

@ Boston U. 69, Albany 64
@ NJIT 90, Boston U. 76
Boston U. 78, @ South Florida 66
@ Kentucky 82, Boston U. 62

2016-17 Steve Wright Classic (Case Gym - Boston, Mass.): 3-0

Boston U. 65, Northeastern 63
Boston U. 102, Maine 78
Boston U. 86, LIU Brooklyn 69

2019-20 Cancun Challenge – U.S. Games: 1-1

Boston U. 78, @ South Carolina 70
@ West Virginia 69, Boston U. 44

2019-20 Cancun Challenge – Mayan Division: 0-2

Northern Colorado 78, Boston U. 55
UT Martin 76, Boston U. 73

2021-22 Jacksonville Classic – Jax Bracket (Fla.): 2-0

Boston U. 76, Northern Illinois 58
Boston U. 72, Sam Houston 59

2021-22 Jacksonville Classic (Campus Site)

@ Florida State 81, Boston U. 80 (OT)

**PATRIOT LEAGUE
REGULAR SEASON GAME HISTORY**

AMERICAN

Overall: 10-6
Home: 6-2
Away: 4-4
Last 10: 5-5

01/11/17HW, 76-66
02/08/17AW, 67-64
01/17/18HL, 58-69
02/14/18AL, 56-60
01/02/19AL, 70-84
01/23/19HL, 66-70
01/05/20AL, 63-67
02/23/20HW, 64-60
01/10/22AW, 79-53
02/12/22HW, 85-67

ARMY

Overall: 11-9
Home: 6-4
Away: 5-5
Last 10: 4-6

01/09/19HL, 82-87
02/13/19AL, 61-71
01/11/20HW, 81-59
02/05/20AW, 80-66
01/16/21HL, 59-79
01/17/21HL, 65-76
02/27/21AW, 75-63
02/28/21AL, 55-57
01/13/22AL, 63-73
02/09/22AW, 75-74

BUCKNELL

Overall: 6-10
Home: 3-5
Away: 3-5
Last 10: 5-5

01/21/17AL, 59-70
02/19/17HL, 66-86
01/02/18AW, 84-79
01/28/18HL, 79-91
01/05/19HW, 87-80
02/09/19AL, 76-82
02/01/20AW, 77-57
02/29/20HW, 74-71
01/01/22HW, 63-61
02/26/22AL, 78-89

COLGATE

Overall: 7-13
Home: 4-6
Away: 3-7
Last 10: 2-8

01/19/19HL, 56-77
02/02/19AW, 76-68
01/18/20AL, 70-79
02/10/20HL, 63-79
01/09/21HL, 79-86
01/10/21HL, 45-89
02/20/21AL, 72-82
02/21/21/...AL, 63-78
01/28/22HW, 76-72
02/19/22AL, 53-72

HOLY CROSS

Overall: 15-7
Home: 6-5
Away: 9-2
Last 10: 6-4

01/25/20AW, 79-64
02/08/20HW, 77-68
01/04/21AW, 83-76
01/05/21HL, 66-68
02/13/21AL, 65-82
02/14/21HW, 86-68
02/17/21AW, 78-69
02/24/21HL, 75-86
01/31/22HL, 70-75
02/16/22AW, 78-65

LAFAYETTE

Overall: 15-3
Home: 6-2
Away: 9-1
Last 10: 8-2

01/24/18AW, 75-72
02/21/18HW, 81-65
02/06/19HL, 72-79
02/27/19AW, 84-82
01/02/20HW, 73-72
02/19/20AL, 59-61
01/23/21AW, 81-76
01/24/21AW, 64-61
01/26/22AW, 81-62
02/23/22HW, 76-60

LEHIGH

Overall: 9-7
Home: 6-2
Away: 3-5
Last 10: 6-4

01/02/17HW, 75-61
01/30/17AW, 76-59
01/08/18HW, 92-81
02/03/18AL, 75-80
01/26/19AL, 78-94
02/16/19HL, 79-84
01/08/20HW, 84-67
02/26/20AL, 55-57
01/22/22HW, 80-74
02/05/22AW, 80-74

LOYOLA MARYLAND

Overall: 11-5
Home: 7-1
Away: 4-4
Last 10: 6-4

01/16/17AL, 69-77
02/11/17HW, 78-63
01/05/18AL, 65-68
01/31/18HW, 64-55
01/16/19A ...OT L, 73-81
02/23/19HW, 72-65
01/13/20AW, 85-53
01/29/20HW, 92-77
01/07/22HL, 58-66
01/19/22AW, 67-50

NAVY

Overall: 9-7
Home: 2-6
Away: 7-1
Last 10: 4-6

01/05/17AW, 71-53
02/02/17HL, 61-70
01/20/18AW, 75-68
02/17/18HL, 48-62
01/12/19AW, 75-69
03/02/19HL, 74-79
01/22/20H ...OT L, 58-60
02/15/20AW, 77-54
01/04/22AL, 71-83
01/16/22HL, 65-72

PATRIOT LEAGUE NOTABLES

Total Games 160
All-Time Record 93-67 (.581)
All-Time Home Record 46-33 (.582)
All-Time Road Record 47-34 (.580)
Scoring 70+ points 68-26 (.728)
Scoring 80+ points 28-4 (.875)
Scoring 90+ points 5-0 (1.000)
Allowed 70+ points 26-51 (.347)
Allowed 80+ points 8-27 (.235)
Allowed 90+ points 0-4 (.000)
Overtime 5-4 (.556)
Most Wins 15 (2013-14)
Most Losses 11 (2018-19)
Consecutive Wins 7, 1/27/16 - 2/17/16
Consecutive Losses... 5, 2/3/18-2/21/18 & 1/5/21-1/17/21
Biggest Win 34 (88-54) vs. Lafayette, 2/8/14
Biggest Loss 44 (45-89) vs. Colgate, 1/10/21

YEAR PL POLL... PL FINISH
13-14 1st 15-3/1st
14-15 6th 9-9/t-4th
15-16 3rd 11-7/3rd
16-17 2nd 12-6/t-2nd
17-18 2nd 10-8/5th

YEAR PL POLL... PL FINISH
18-19 4th 7-11/t-7th
19-20 5th 12-6/t-2nd
20-21 1st 6-10/*7th
21-22 1st 11-7/3rd

CONFERENCE TOURNAMENT RESULTS

2014 QF: @ #1 BU 91, #9 Laf. 54 // SF: @ #1 BU 91, Army 70
Final: #2 American 55, @ #1 Boston U. 36
2015 QF: @ #4 Lafayette 89, #5 Boston U. 64
2016 QF: #6 American 69, @ #3 Boston U. 64
2017 QF: @ #2 BU 64, #7 Loy. 60 // SF: #3 Leh. 91, @ #2 BU 88 (20T)
2018 QF: #5 BU 88, @ #4 Leh. 82 // SF: @ #1 Bucknell 90, #5 BU 59
2019 1R: @ #8 BU 71, #9 Loyola 63 // QF: @ #1 Col. 81, #8 BU 69
2020 QF: @ #3 BU 69, #6 Navy 63 // SF: @ #3 BU 64, #7 Bucknell 61
Final: #3 Boston U. 64, @ #1 Colgate 61
2021 1R: @ #7 BU 69, #10 Leh. 58 // QF: @ #2 Col. 77, #7 BU 69
2022 QF: @ #3 BU 76, #6 Loy. 64 // SF: @ #2 Navy 85, #3 BU 80 (OT)

PATRIOT LEAGUE REGULAR SEASON GAME RECORD BOOK

TEAM RECORDS

BY BOSTON UNIVERSITY

Points in a Game
92 vs. Loyola Maryland, 1/29/20
vs. Lehigh, 1/8/18

Points in a Half
63 at Lehigh (2H), 1/31/15

Field Goals Made
37 vs. Lafayette, 2/8/14

Field Goal Attempts
70 at Colgate, 1/18/20
vs. Bucknell, 1/28/18

Field Goal Percentage
.627 vs. Holy Cross (32-51), 2/14/21

Free Throws Made
25 vs. Bucknell, 1/24/15

Free Throw Attempts
41 at Loyola Maryland, 1/18/15

Free Throw Percentage
1.000 at Loyola Maryland (14-14), 2/13/16
vs. Colgate (7-7), 2/10/20

3-Point Field Goals Made
18 at Lafayette, 1/8/17 (*school record)

3-Point Field Goal Attempts
34 at Lafayette, 1/8/17

Rebounds
55 vs. Lafayette, 1/9/16

Assists
21 3x, last at Lafayette, 1/8/17

Steals
19 at Navy, 1/5/17

Blocks
9 4x, last vs. Colgate, 1/28/22

BY AN OPPONENT

Points in a Game
94 at Lehigh, 1/26/19

Points in a Half
57 at Lehigh (1H), 1/26/19

Field Goals Made
35 at Lehigh, 1/26/19
vs. Bucknell, 1/28/18

Field Goal Attempts
71 at Loyola Maryland, 2/13/16

Field Goal Percentage
.714 at American (30-42), 1/22/14

Free Throws Made
26 at Bucknell, 2/26/22
at Loyola Maryland, 1/16/17

Free Throw Attempts
35 vs. Bucknell, 1/23/16

Free Throw Percentage
.938 3x, last vs. Colgate (14-15), 2/10/20

3-Point Field Goals Made
14 vs. Lehigh, 1/8/18
at Colgate, 1/20/16

3-Point Field Goal Attempts
34 vs. Colgate, 1/11/18

Rebounds
47 vs. Army West Point, 2/23/16

Assists
24 4x, last vs. Army, 12/29/17

Steals
15 vs. Lafayette, 2/23/22,
American, 1/17/18

Blocks
9 vs. Bucknell, 2/19/17

INDIVIDUAL RECORDS

BY A BOSTON UNIVERSITY PLAYER

Points
37 Eric Fanning vs. Loyola Maryland (OT), 1/18/16
33 Cedric Hankerson vs. Army West Point, 12/29/17

Field Goals Made
12 Max Mahoney vs. Bucknell, 1/5/19

Field Goal Attempts
20 Javante McCoy at Bucknell, 2/26/22
Javante McCoy at Army, 1/13/22
Max Mahoney vs. Bucknell, 1/5/19

Free Throws Made
17 Eric Fanning vs. Loyola Maryland (OT), 1/18/16

Free Throw Attempts
22 Eric Fanning vs. Loyola Maryland (OT), 1/18/16

3-Point Field Goals Made
6 Jonas Harper at Army, 2/27/21
Jonas Harper at Holy Cross, 2/18/19
Tyler Scanlon at Lehigh, 2/3/18
Cedric Hankerson at Lafayette, 1/8/17
John Papale at Loyola Maryland, 2/15/14

3-Point Field Goal Attempts
11 Cedric Hankerson vs. Holy Cross, 12/30/16

Rebounds
18 Sukhmail Mathon vs. Bucknell, 1/1/22
Nathan Dieudonne at Army West Point, 1/27/16

Assists
12 Maurice Watson Jr. at Lehigh, 1/5/14

Steals
9 Cedric Hankerson vs. American, 1/21/15

Blocks
5 Blaise Mbargorba at Navy, 2/3/16

BY AN OPPOSING PLAYER

Points
35 Andre Walker at Loyola Maryland, 1/16/17
34 Matt Klinewski at Lafayette, 1/8/17

Field Goals Made
12 Jordan Cohen at Lehigh, 1/26/19
Matt Klinewski at Lafayette, 1/8/17
Dan Trist vs. Lafayette, 1/10/15

Field Goal Attempts
21 E.J. Stephens at Lafayette, 2/19/20

Free Throws Made
12 Cameron Ayers at Bucknell, 1/25/14

Free Throw Attempts
14 Jarred Jones vs. Loyola Maryland, 1/18/16
Cameron Ayers at Bucknell, 1/25/14

3-Point Field Goals
9 Andre Walker at Loyola Maryland, 1/16/17

3-Point Field Goal Attempts
12 Jalen Rucker vs. Army, 2/9/22
Andre Walker at Loyola Maryland, 1/16/17

Rebounds
16 Pat Andree vs. Lehigh, 2/16/19
Tom Lacey at Navy, 1/20/18

Assists
10 3x, last Stephen Brown at Bucknell, 2/21/16

Steals
8 Sa'eed Nelson vs. American, 2/23/20

Blocked Shots
6 5x, last Sam Iorio at American, 2/14/18

POSTSEASON TOURNAMENT TEAMS

NCAA TOURNAMENT

APPEARANCES: Eight (1959, 1983, 1988, 1990, 1997, 2002, 2011, 2020) // **RECORD:** 2-7

2020	-----	Event canceled due to COVID-19 pandemic	
2011	3/18	(1) Kansas 72, (16) Boston U. 53	Second Round, Tulsa, Okla.
2002	3/15	(1) Cincinnati 90, (16) Boston U. 52	First Round, Pittsburgh, Pa.
1997	3/14	(5) Tulsa 82, (12) Boston U. 52	First Round, Kansas City, Mo.
1990	3/15	(1) Connecticut 76, (16) Boston U. 52	First Round, Hartford, Conn.
1988	3/17	(1) Duke 85, Boston U. 69	First Round, Chapel Hill, N.C.
1983	3/15	La Salle 70, Boston U. 58	Opening Round, Philadelphia, Pa.
1959	3/10	Boston U. 60, Connecticut 58	First Round, New York, N.Y.
	3/13	Boston U. 62, Navy 55	Second Round, Charlotte, N.C.
	3/14	West Virginia 86, Boston U. 82	East Regional Final, Charlotte, N.C.

NATIONAL INVITATION TOURNAMENT (NIT)

APPEARANCES: Six (1980, 1986, 2003, 2004, 2005, 2014) // **RECORD:** 0-6

2014	3/19	(1) Illinois 66, @ (8) Boston U. 62	First Round, Agganis Arena
2005	3/16	@ Georgetown 64, Boston U. 34	First Round, Washington, D.C.
2004	3/17	@ Rhode Island 80, Boston U. 52	First Round, Kingston, R.I.
2003	3/19	@ St. John's 62, Boston U. 57	First Round, Jamiaca, N.Y.
1986	3/13	@ Providence 72, Boston U. 69	First Round, Providence, R.I.
1980	3/10	@ Boston College 95, Boston U. 74	First Round, Chestnut Hill, Mass.

COLLEGE BASKETBALL INVITATIONAL (CBI)

APPEARANCES: Two (2010, 2022) // **RECORD:** 3-2

2022	3/20	(10) Boston U. 71, (7) UNC Greensboro 68	First Round, Daytona Beach, Fla.
	3/21	(2) Middle Tennessee 76, (10) Boston U. 46	
2010	3/17	Boston U. 96, @ Oregon St. 78	First Round, Corvallis, Ore.
	3/22	@ Boston U. 91, Morehead St. 89 (OT)	Quarterfinals, Case Gym
	3/24	@ VCU 88, Boston U. 75	Semifinals, Richmond, Va.

COLLEGEINSIDER.COM POSTSEASON TOURNAMENT (CIT)

APPEARANCES: Two (2013, 2016) // **RECORD:** 1-2

2016	3/16	Boston U. 69, @ Fordham 66	First Round, Bronx, N.Y.
	3/21	@ NJIT 83, Boston U. 72	Second Round, Newark, N.J.
2013	3/19	@ Loyola Maryland 70, Boston U. 63	First Round, Baltimore, Md.

1979-80 NIT FIRST ROUND




The 1979-80 season marked the first time BU was selected to take part in the National Invitation tournament. Compiling a 21-9 record and a first-place regular-season finish in the ECAC North, BU made its first-ever appearance in the conference playoffs. The Terriers advanced to the finals before falling to Holy Cross, earning a surprise selection to the NIT and a first-round game against Boston College. Senior Steve Wright led the team in scoring (19.8 ppg) and rebounding (6.0 rpg). Wright and classmate Wally West were both later selected in the NBA draft. West was a fifth-round pick of the Utah Jazz, while Wright went to the hometown Boston Celtics in the eighth round.

1982-83 NCAA TOURNAMENT FIRST ROUND




ECAC North Rookie of the Year Mike Alexander led the Terriers to a 63-62 victory over Holy Cross in the ECAC North title game, sending the team to its first NCAA appearance in 24 seasons. The Terriers eventually fell to La Salle, 70-58, in a first-round game played in Philadelphia. The loss proved to be Rick Pitino's last game as head coach of the team. He left shortly after the season to become an assistant coach with the New York Knicks. Senior guard Tony Simms led the team in scoring during the season with an 18.6 points-per-game average.

1958-59 NCAA TOURNAMENT ELITE 8




In his seventh season with the team, head coach Matt Zunic led the Terriers to their first-ever NCAA tournament berth after a 20-7 season. Seniors Jack Leaman and Bob Cumings led the team to a first-round victory over Connecticut at New York's Madison Square Garden. Three days later, the Terriers bested 18th-ranked Navy to give the program its first 20-win season. The magic ended when West Virginia, led by future NBA Hall-of-Famer Jerry West, ousted BU, 86-82. Cumings became the first Terrier to be drafted by an NBA team, when the Celtics took him in the sixth round.

1985-86 NIT FIRST ROUND



Sophomore Dredrick Irving led the Terriers to their second NIT appearance. Irving earned First Team All-ECAC North honors after averaging 18 points per game for the 21-10 Terriers. For the second season in a row, BU lost to a Reggie Lewis-led Northeastern squad in the conference tournament championship game, 63-54. In its NIT first-round game, the Terriers' valiant effort to advance over Providence College came up three points short as they lost to former head coach Rick Pitino's Friars, 72-69. Junior forward Paul Hendricks led BU with 16 points and 14 rebounds.

1987-88 NCAA TOURNAMENT FIRST ROUND



The Mike Jarvis-led BU team reached the North Atlantic Conference Championship game for the fourth straight year, finally gaining its third NCAA tournament bid, thanks to a then-career-high 26 points from junior Tony DaCosta, with a 71-68 win over Niagara. BU kept close in its first-round game against eventual Final Four participant Duke, but the Blue Devils' size and strength outlasted the Terriers, 86-69. Seniors Dredrick Irving and Larry Jones led the team on the court, averaging 19.9 and 17.3 points, respectively. Earlier in the season, Irving passed former Terrier Jim Hayes to become the program's all-time leading scorer.

1989-90 NCAA TOURNAMENT FIRST ROUND




The mettle of the 1989-90 Terriers was witnessed in a 73-65 loss to defending national champion Michigan before 10,032 fans at the Boston Garden in November and a January upset of ACC-opponent Maryland at the Garden. Two months later, BU MVP Bill Bringham scored a career-high 26 points in a 75-57 NAC championship game win over Vermont to earn the team its fourth NCAA trip. In a tradition of hanging with their more well-heeled tourney opponents, the Terriers trailed Connecticut by only one point at the half. Despite 17 points and six assists from leading scorer Steven Key, the Terriers fell, 76-52.

1996-97 NCAA TOURNAMENT FIRST ROUND




Despite playing their first 11 games on the road, the Terriers' school-record 13-game winning streak late in the season paced the team to a program-record 25-5 overall mark and its fifth NCAA appearance. Senior Tunji Awojobi led BU into the tourney as a 12-seed, the highest it had been since the NCAA began seeding teams. The Terriers ran into a hot-shooting Tulsa team in Kansas City, falling by the score of 81-52. Awojobi wrapped up a career that still finds him atop many of BU's statistical categories, including career points, rebounds, and blocked shots. Head coach Dennis Wolff earned America East, NABC District I, and New England Division I Coach of the Year honors.

2001-02 NCAA TOURNAMENT FIRST ROUND




The 2001-02 Terriers hit their stride in January with a pair of long conference winning streaks. The team ended up tied for first with Vermont thanks to a 13-3 league mark. BU defeated Northeastern in the quarters of the America East tournament, then won a memorable game in the semis against Hartford. Senior Stijn Dhondt's buzzer-beating 3-pointer gave the Terriers a 63-60 win and a spot in the title game. BU dominated Maine, 66-40, to win its fifth America East title and earn its sixth NCAA tournament trip. Junior Billy Collins was named first-team all-conference, while Chaz Carr was a second team selection. Carr was joined on the all-rookie team by Rashad Bell.

2002-03 NIT FIRST ROUND



The 2002-03 Terriers made team history when they made an NIT appearance against St. John's. It was the first time in the team's 94 years that it made back-to-back postseason appearances. The Terriers played well against major-conference teams, defeating the MAC's Ohio University and the ACC's Florida State University. They also proved a tough out for the PAC-10's Stanford and Arizona. The team finished atop America East standings with a 13-3 league record, but fell to Vermont, 56-55, in the conference tournament championship game. Sophomore Rashad Bell was a first-team all-conference selection, while senior Billy Collins and junior Ryan Butt were named second team and third team, respectively. Head coach Dennis Wolff earned the America East Coach of the Year honor for the second time.

2003-04 NIT FIRST ROUND



Regardless of the 2003-04 Terriers falling in the first round of both the America East tournament and the NIT, the season will go down as one of the most successful in the program's history. The Terriers won 23-of-24 games to finish the regular season, posted a 17-1 conference record, and at one point had one of the nation's longest road winning streaks at 12 games. It was the program's third straight 20+ win season and third consecutive post-season trip - both team records. Chaz Carr and Jason Grochowalski earned first-team all-conference honors, while Dennis Wolff earned America East, NABC District 1, and New England Coach of the Year awards.

POSTSEASON TOURNAMENT TEAMS

2004-05 NIT FIRST ROUND



After recording their fourth consecutive 20-win season, the Terriers advanced to a postseason tournament for a school-record fourth straight year (1 NCAA, 3 NIT). BU met an untimely end with a first-round loss to Georgetown in the NIT but still finished 20-9 overall and 14-4 in the America East. The Terrier defense was impenetrable, as it led the nation in field goal pct. defense (37.1%) en route to allowing a miniscule 55.7 ppg. BU won at Michigan for the second consecutive year and handed NCAA Cinderella Vermont one of its two league losses on the season. Seniors Rashad Bell and Chaz Carr were both named first-team all-conference and finished their careers with an 85-36 (57-11 AE) record, the best four-year span in school history.

2009-10 CBI SEMIFINALS



Under first-year head coach Patrick Chambers, the experienced 2009-10 Terriers (21-14) made plenty of history, reaching their first America East title game since 2003. After a thrilling 70-63 win vs. top-seeded Stony Brook, BU pulled within four at Vermont with 4:58 left, but the Catamounts pulled away in the end. The Terriers accepted a bid to the College Basketball Invitational (CBI) and made league history by becoming the first to win two games in the same postseason. They won at defending CBI champion Oregon St., 96-78, and hosted their first-ever postseason game against Morehead St., pulling out a 91-89 OT win. Eventual champion and 2011 Final Four participant VCU ended BU's run, 88-75. Other highlights included BU upsetting Indiana, 71-67, and leading the AE in scoring (72.2 ppg) for the first time since 1983. Junior John Holland became the first at BU to lead the AE in scoring (19.2 ppg) as well.

2010-11 NCAA TOURNAMENT SECOND ROUND



Despite graduating nine seniors from the previous season, the 2010-11 Terriers (21-14) made their mark under head coach Patrick Chambers. It was the year of John Holland, who became the second in program history to reach 2,000 points and the second in the America East besides Reggie Lewis to reach 2,000 points, 700 rebounds and 200 steals. Repeating as the AE scoring champ (19.2 ppg), both the AE Player of the Year and fellow All-AE First Team honoree Darryl Partin (14.3 ppg) led BU on an 11-game win streak into the NCAAs. Trailing by 15 with 16:47 left, Holland scored 14 straight points over a six minute span and later hit two free throws with 2.4 seconds left to give BU a thrilling 56-54 win at Agganis Arena over Stony Brook to clinch the program's first NCAA bid since 2002. The Terriers only trailed, 47-41, to No. 1 Kansas with 9:32 left before the Jayhawks pulled away.

2012-13 CIT FIRST ROUND



The 2012-13 season presented the youthful Terriers (17-13) with many challenges. Besides being banned from the America East tournament due to the upcoming move to the Patriot League, BU was without 2012 AE Player of the Year Darryl Partin and 2009 Rookie of the Year Jake O'Brien due to graduation. With zero three-year lettermen, BU under second-year head coach Joe Jones finished second in the America East with an 11-5 record, highlighted by sweeps over AE title game participants Vermont and Albany. BU earned its third postseason bid in four years with a trip to the CIT. Loyola Maryland trailed 53-41 with 11:32 left and rallied behind the 3-pointer to finish ahead, 70-63. Junior D.J. Irving (14.2 ppg) earned All-AE First Team honors, while junior Dom Morris and freshman Maurice Watson Jr. both earned Third Team accolades.

2013-14 NIT FIRST ROUND



The 2013-14 season started off with the Terriers (24-11) beating Northeastern at TD Garden and claiming a thrilling win at Maryland. The season marked the first in the Patriot League for BU, who claimed its first regular season title since 2003-04. Led by three senior captains, including All-PL Second Team honoree D.J. Irving, the Terriers went 15-3 in PL play and advanced to the title game before falling to No. 2 seed American. With their second-most ever wins, the Terriers received their fifth NIT bid and hosted top-seed Illinois on ESPN2. They led by seven with 3:51 left, but Illinois finished on 12-1 run to escape, 66-62. Irving finished ninth all-time in points (1,439) and fifth in assists (470), while Dom Morris finished sixth in rebounds (741) and 17th in points (1,139). Sophomore Maurice Watson Jr. earned All-PL First Team honors after setting program record for assists in a season at 248 while tallying a team-high 13.3 ppg and 74 steals (No. 2 at BU).

2015-16 CIT SECOND ROUND



The Terriers lost both 2015 All-PL Second Team member Cedric Hankerson and Justin Alston to injury. They battled through to earn key non-conference wins against South Florida and Quinnipiac. They later had a seven-game PL win streak to grab the No. 3 tournament seed. After a last-minute elimination, BU accepted a CIT bid and earned its first postseason win since 2010 with a 69-66 victory at Atlantic 10 foe Fordham. The year came to an end at NJIT (83-72) in the second round. Eric Fanning earned All-PL First Team honors, averaging 15.2 ppg and 5.4 rpg. John Papale set BU records for minutes played (4,315) and assist-turnover ratio at 2.36 while finishing No. 2 in made 3FGs (287). All-Defensive Team member Nathan Dieudonne had 693 rebounds, 11th most ever at BU.

2019-20 NCAA TOURNAMENT (*event canceled by CoVID-19 pandemic)



BU (21-13) had the distinction of being the last NCAA team in any sport to hoist a trophy, as the country began shutting down due to the CoVID-19 pandemic the day after the Terriers won their first-ever Patriot League tournament title at defending champion Colgate. Besides claiming their first-ever road conference tournament title with a 64-61 win against the Raiders, the Terriers also earned their first-ever win against the SEC at South Carolina (78-70) in November. Tournament MVP and All-PL First Team honoree Max Mahoney ('20) became the fourth Terrier in program history to reach 1,500 points and 700 rebounds. He left BU as the career record holder for field goal shooting percentage (60.1) and a Lou Henson All-American. Walter Whyte (2nd), Javante McCoy (3rd), Jonas Harper (Defensive) and Ethan Brittain-Watts (Rookie) all earned PL accolades.

2021-22 CBI QUARTERFINALS



Reaching 20+ wins for the second time in three years, BU (22-13) went 9-4 before Patriot League play to claim its most non-conference regular season victories since 1982-83. BU lost a PL semifinal heartbreaker in OT at No. 2 Navy but bounced back as the No. 10 seed at the College Basketball Invitational at Daytona Beach, Fla., by eliminating No. 7 UNC Greensboro (71-68). Terriers fell to No. 2 Middle Tennessee in the quarterfinals, 76-46. Named BU's first-ever PL Player of the Year, Mathon averaged BU's first double-double in 25 seasons at 15.1 ppg and 10.2 rpg. He finished No. 3 all-time at BU and No. 7 in the PL with 875 rebounds. Fellow All-PL First Team member Javante McCoy finished No. 4 at BU with 1,930 points, ninth most in the PL. His 731 made field goals are second most at BU, while his 200 3FGs rank No. 6. He also ranks No. 9 with 379 career assists. Walter Whyte (All-PL 3rd) joined Mathon and McCoy in the 1,000-point club.

YEAR-BY-YEAR RECORDS

YEAR	W	L	COACH	CONFERENCE	POSTSEASON
1901-02	1	1	no coach		
1902-03	0	3	no coach		
1903-04	0	3	no coach		
1904-05	2	3	no coach		
1905-06	2	4	no coach		
1906-07	0	1	no coach		
1907-08	-	-	no team		
1908-09	0	2	P. V. Stroud		
1909-10	0	1	Charles McGlue		
1900's	5	18	.217		
1910-11	0	1	H. L. Perrin		
1911-15	-	-	no team		
1915-16	2	2	Henry Crane		
VARSITY PROGRAM STARTS					
1916-17	6	3	V. B. Allison		
1917-18	6	2	V. B. Allison		
1919-20	0	6	Percy Wendell		
1910's	14	14	.500		
1920-21	2	1	no coach		
1921-22	1	15	no coach		
1922-23	-	-	no team		
1923-24	0	1	no coach		
1924-25	9	13	John Williams		
1925-26	6	7	Win Carlson		
1926-27	6	7	Win Carlson		
1927-28	7	9	Win Carlson		
1928-29	4	8	Win Carlson		
1929-30	4	8	Win Carlson		
1920's	39	69	.361		
1930-31	6	7	Win Carlson		
1931-32	5	8	Win Carlson		
1932-33	8	7	John Harmon		
1933-34	5	7	John Harmon		
1934-35	2	14	John Harmon		
1935-36	1	13	Mel Collard		
1936-37	9	6	Mel Collard		
1937-38	9	9	Mel Collard		
1938-39	10	4	Mel Collard		
1939-40	6	7	Mel Collard		
1930's	61	82	.427		
1940-41	13	3	Mel Collard		
1941-42	9	5	Mel Collard		
1942-43	3	10	Mel Collard		
1943-44	-	-	no team		
1944-45	4	6	Mel Collard		
1945-46	12	2	Russ Peterson		
1946-47	14	7	Russ Peterson		
1947-48	10	9	Russ Peterson		
1948-49	6	12	Charles Cummings		
1949-50 (Join D-II)	7	9	Vin Cronin		
1940's	78	63	.553		
1950-51	7	12	Vin Cronin		
1951-52	9	8	Vin Cronin		
1952-53	10	10	Matt Zunic		
1953-54	9	11	Matt Zunic		
1954-55	12	9	Matt Zunic		
1955-56	17	6	Matt Zunic		
1956-57	13	10	Matt Zunic		
1957-58 (Join D-I)	15	5	Matt Zunic		
1958-59	20	7	Matt Zunic		NCAA
1959-60	14	10	John Burke		
1950's	126	88	.589		
1960-61	9	14	John Burke		
1961-62	5	15	John Burke		
1962-63	10	9	John Burke		
1963-64	16	7	John Burke		
1964-65	10	10	John Burke		
1965-66	4	19	John Burke		
1966-67	4	18	Charles Luce		
1967-68	10	14	Charles Luce		
1968-69	14	10	Charles Luce		
1969-70	14	10	Charles Luce		
1960's	96	126	.432		
1970-71	7	18	Charles Luce		
1971-72	7	16	Ron Mitchell		
1972-73	15	10	Ron Mitchell	7-4	
1973-74	9	16	Ron Mitchell	2-9	
1974-75	12	13	Roy Sigler	7-4	
1975-76	7	19	Roy Sigler	3-9	
1976-77	7	19	Roy Sigler		
1977-78	10	15	Roy Sigler		
1978-79	17	9	Rick Pitino		
1979-80	21	9	Rick Pitino		NIT
1970's	112	144	.438	19-26 (.422)	

YEAR	W	L	COACH	CONFERENCE	POSTSEASON
1980-81	13	14	Rick Pitino		
1981-82	19	9	Rick Pitino	6-2 (4th)	
1982-83	21	10	Rick Pitino	8-2 (t-1st)	NCAA
1983-84	16	13	John Kuester	9-5 (t-2nd)	
1984-85	15	15	John Kuester	9-7 (5th)	
1985-86	21	10	Mike Jarvis	13-5 (3rd)	NIT
1986-87	18	12	Mike Jarvis	12-6 (t-3rd)	
1987-88	23	8	Mike Jarvis	14-4 (2nd)	NCAA
1988-89	21	9	Mike Jarvis	14-4 (2nd)	
1989-90	18	12	Mike Jarvis	9-3 (t-1st)	NCAA
1980's	185	112	.623	94-38 (.712)	
1990-91	11	18	Bob Brown	5-5 (t-3rd)	
1991-92	10	18	Bob Brown	5-9 (t-5th)	
1992-93	6	21	Bob Brown	3-11 (8th)	
1993-94	11	16	Bob Brown	4-10 (6th)	
1994-95	15	16	Dennis Wolff	7-9 (t-4th)	
1995-96	18	11	Dennis Wolff	13-5 (2nd)	
1996-97	25	5	Dennis Wolff	17-1 (1st)	NCAA
1997-98	19	11	Dennis Wolff	12-6 (t-1st)	
1998-99	9	18	Dennis Wolff	5-13 (8th)	
1999-2000	7	22	Dennis Wolff	5-13 (t-8th)	
1990's	131	156	.456	76-83 (.478)	
2000-01	14	14	Dennis Wolff	9-9 (5th)	
2001-02	22	10	Dennis Wolff	13-3 (t-1st)	NCAA
2002-03	20	11	Dennis Wolff	17-1 (1st)	NIT
2003-04	23	6	Dennis Wolff	17-1 (1st)	NIT
2004-05	20	9	Dennis Wolff	14-4 (3rd)	NIT
2005-06	12	16	Dennis Wolff	9-7 (t-3rd)	
2006-07	12	18	Dennis Wolff	8-8 (3rd)	
2007-08	14	17	Dennis Wolff	9-7 (t-4th)	
2008-09	17	13	Dennis Wolff	11-5 (3rd)	
2009-10	21	14	Pat Chambers	11-5 (t-3rd)	CBI
2000's	175	128	.578	117-50 (.701)	
2010-11	21	14	Pat Chambers	12-4 (2nd)	NCAA
2011-12	16	16	Joe Jones	12-4 (3rd)	
2012-13	17	13	Joe Jones	11-5 (t-2nd)	CIT
2013-14	24	11	Joe Jones	15-3 (1st)	NIT
2014-15	13	17	Joe Jones	9-9 (t-4th)	
2015-16	19	15	Joe Jones	11-7 (3rd)	CIT
2016-17	18	14	Joe Jones	12-6 (t-2nd)	
2017-18	15	16	Joe Jones	10-8 (5th)	
2018-19	15	18	Joe Jones	7-11 (t-7th)	
2019-20	21	13	Joe Jones	12-6 (t-2nd)	NCAA
2010's	179	148	.547	111-63 (.638)	
2020-21	7	11	Joe Jones	6-10 (divisions used)	
2021-22	22	13	Joe Jones	11-7 (3rd)	CBI
2020's	29	24	.549	17-17 (.500)	

ALL-TIME COACHING RECORDS

NAME	YEARS	YRS	W-L	PCT
No coach	1901-02 - 1906-07,			
	1920-21 - 1922-23	4	8-32	.200
P. V. Stroud	1908-09	1	0-2	.000
Charles McGlue	1909-10	1	0-1	.000
H. L. Perrin	1910-11	1	0-1	.000
Henry Crane	1915-16	1	2-2	.500
V. B. Allison	1916-17 - 1917-18	2	12-5	.706
Percy Wendell	1919-20	1	0-6	.000
John Williams	1924-25	1	9-13	.409
Win Carlson	1925-26 - 1931-32	5	38-54	.413
John Harmon	1932-33 - 1934-35	3	15-28	.349
Mel Collard	1935-36 - 1944-45	9	64-63	.504
Russ Peterson	1945-46 - 1947-48	3	36-18	.667
Charles Cummings	1948-49	1	6-12	.333
Vin Cronin	1949-50 - 1951-52	3	23-29	.442
Matt Zunic	1952-53 - 1958-59	7	96-58	.623
John Burke	1959-60 - 1965-66	7	68-84	.447
Charles Luce	1966-67 - 1970-71	5	49-70	.412
Ron Mitchell	1971-72 - 1973-74	3	31-42	.425
Roy Sigler	1974-75 - 1977-78	4	36-66	.353
Rick Pitino	1978-79 - 1982-83	5	91-51	.641
John Kuester	1983-84 - 1984-85	2	31-28	.534
Mike Jarvis	1985-86 - 1989-90	5	101-51	.665
Bob Brown	1990-91 - 1993-94	4	38-73	.342
Dennis Wolff	1994-95 - 2008-09	15	247-197	.556
Pat Chambers	2009-10 - 2010-11	2	42-28	.600
Joe Jones	2011-12 - pres.	11	187-157	.544
	All-Time Record		1230-1170	.513
	Conference Record		434-277	.610

1901-02

OVERALL: 1-1
COACH: no coach
CAPTAIN: unknown

Brown	W	35	25
Brown	L	31	36

1902-03

OVERALL: 0-3
COACH: no coach
CAPTAIN: unknown

Brown	L	10	56
Maine	L	12	14
J 10 Holy Cross	A	L	4 33

1903-04

OVERALL: 0-3
COACH: no coach
CAPTAIN: unknown

Massachusetts	L	16	36
J 12 Holy Cross	A	L	4 31
MIT	L	18	35

1904-05

OVERALL: 2-3
COACH: no coach
CAPTAIN: unknown

Brown	L	24	33
D 19 Holy Cross	A	L	8 43
F 2 Harvard	A	L	13 42
Boston College	W	31	13
MIT	W	20	17

1905-06

OVERALL: 2-4
COACH: no coach
CAPTAIN: unknown

MIT	L	8	29
Tufts	W	44	20
Boston College	W	23	10
Brown	L	10	71
D 16 Holy Cross	A	L	9 55
Wesleyan	L	7	74

1906-07

OVERALL: 0-1
COACH: no coach
CAPTAIN: unknown

Brown	L	9	38
-------	---	---	----

1908-09

OVERALL: 0-2
COACH: P.V. Stroud
CAPTAIN: unknown

New Hampshire	L	12	75
J 9 Holy Cross	A	L	7 45

1909-10

OVERALL: 0-1
COACH: Charles McGlue
CAPTAIN: unknown

New Hampshire	L	18	63
---------------	---	----	----

1910-11

OVERALL: 0-1
COACH: H.L. Perrin
CAPTAIN: unknown

New Hampshire	L	15	20
---------------	---	----	----

1915-16

OVERALL: 2-2
COACH: Henry Crane
CAPTAIN: F.C. Chase

Records Incomplete

1916-17

OVERALL: 6-3
COACH: V.B. Allison
CAPTAIN: John Clark

Bridgewater State	W	42	23
Rhode Island	W	24	22
Bridgewater State	W	33	18
New Hampshire	L	16	30
Springfield	L	27	72
New Hampshire	L	11	48
Posse Normal	W	27	17
Co-op School of English	W	45	8
Co-op School of English	W	36	27

1917-18

OVERALL: 6-2
COACH: V.B. Allison
CAPTAIN: Jim Jenkins

Records Incomplete

1919-20

OVERALL: 0-6
COACH: Percy Wendell
CAPTAIN: Roger D. Washburn

Trinity	L	16	26
New Hampshire	L	19	35
Boston College	L	20	30
Tufts	L	22	28
Boston College	L	8	29
Brown	L	14	30

1920-21

OVERALL: 2-1
COACH: no coach
CAPTAIN: Charles Pettengill

Trinity	W	22	17
MIT	L	20	24
Northeastern	A	W	42 21

1921-22

OVERALL: 1-15
COACH: no coach
CAPTAIN: unknown

J 6 Holy Cross	A	L	25 41
Springfield	L	20	33
Vermont	L	22	49
MIT	L	15	34
Boston College	L	25	35
MIT	L	15	43
Clark	L	27	28
Norwich	L	16	19
Boston College	L	19	30
Norwich	W	19	15
Trinity	L	14	35
Vermont	L	19	39
New Hampshire	L	17	31
Worcester Poly. Inst.	L	15	42
Massachusetts	L	17	34
F 14 Harvard	A	L	11 46

1923-24

OVERALL: 0-1
COACH: no coach
CAPTAIN: unknown

Northeastern	H	L	18 33
--------------	---	---	-------

1924-25

OVERALL: 9-13
COACH: John Williams
CAPTAIN: Smith Dunnock

Springfield	L	21	27
Northeastern	A	W	31 27
St. John's	L	18	29
Rhode Island	W	36	34
Brown	W	31	15
Brooklyn Tech	L	32	36
Rhode Island	W	35	32
J 24 Holy Cross	H	L	19 31
MIT	W	40	25
Northeastern	A	W	38 27
F 5 Holy Cross	A	L	23 36
Maine	L	37	42
Dartmouth	L	30	47
Boston College	L	30	38
Vermont	W	36	29
MIT	L	21	29
F 27 Harvard	A	L	28 42
Norwich	W	34	23
Vermont	L	38	50
Middlebury	L	34	38
St. Michael's	W	66	37
Tufts	L	33	37

1925-26

OVERALL: 6-7
COACH: Win Carlson
CAPTAIN: Lou Cohen

Lowell Tech	W	50	15
Rhode Island	W	44	30
Amherst	L	24	37
Worcester Poly. Inst.	L	14	43
Middlebury	W	33	28
Providence	L	28	41
F 13 Holy Cross	H	L	28 42
Brown	L	31	35
Clark	W	40	18
Dartmouth	L	29	39
Lowell Tech	L	13	25
Northeastern	H	W	36 29
Tufts	W	31	24

1926-27

OVERALL: 6-7
COACH: Win Carlson
CAPTAIN: Lou Cohen

Brown	L	36	43
Providence	W	30	28
D 27 Harvard	A	L	20 43
Northeastern	A	W	29 25
Massachusetts	L	12	19
Amherst	L	21	23
New Hampshire	L	21	25
Clark	W	25	24
Dartmouth	L	30	44
Northeastern	H	W	24 21
Lowell Tech	W	32	24
F 16 Holy Cross	A	L	21 35
Tufts	W	24	19

1927-28

OVERALL: 7-9
COACH: Win Carlson
CAPTAIN: Lou Cohen

Brown	W	39	27
D 9 Harvard	A	W	27 20
Northeastern	H	W	39 22
Williams	L	27	38
Tufts	W	26	25
Clark	W	28	23
Northeastern	A	L	21 23
Amherst	L	24	39
Providence	L	24	42
Worcester Poly. Inst.	L	18	33
F 17 Holy Cross	A	L	20 40
Mass. Coll. of Pharmacy	W	58	19
Lowell Tech	W	23	19
New Hampshire	L	29	33
MIT	L	35	39
M 10 Holy Cross	H	L	22 31

1928-29

OVERALL: 4-8
COACH: Win Carlson
CAPTAIN: Pete Sioutierre

MIT	L	23	35
Brown	W	33	31
Worcester Poly. Inst.	W	26	21
Tufts	L	31	32
Rhode Island	L	26	35
J 16 Harvard	A	L	23 63
St. Stephen's	L	31	35
Dartmouth	L	24	33
Clark	W	32	29
New Hampshire	L	20	26
Amherst	L	29	53
Norwich	W	47	28

1929-30

OVERALL: 4-8
COACH: Win Carlson
CAPTAIN: unknown

D 13 Harvard	A	L	24 44
Brown	L	19	25
Worcester Poly. Inst.	W	34	31
J 11 Holy Cross	A	L	25 35
Middlebury	W	28	21
New Hampshire	L	18	27
Amherst	W	41	24
Williams	L	16	50
Rhode Island	L	30	36
Norwich	W	34	22
Tufts	L	17	35
M 8 Holy Cross	H	L	20 23

1930-31

OVERALL: 6-7
COACH: Win Carlson
CAPTAIN: Brainard Nims

Brown	L	29	30
D 16 Harvard	A	L	27 43
Connecticut	L	33	39
Clark	W	45	26
Wesleyan	L	44	48
Massachusetts	L	17	19
Tufts	W	27	24
Trinity	W	24	19
F 18 Holy Cross	H	W	43 40
Worcester Poly. Inst.	W	29	28
New Hampshire	W	31	20
Williams	L	28	41
M 7 Holy Cross	A	L	26 53

1931-32

OVERALL: 5-8
COACH: Win Carlson
CAPTAIN: William Lowder

Brown	W	19	18
Clark	W	47	31
Worcester Poly. Inst.	L	27	34
Connecticut	W	30	26
New Hampshire	L	19	29
Middlebury	W	34	31
Norwich	L	23	32
Vermont	L	19	34
Providence	L	40	52
F 13 Harvard	A	L	21 36
Tufts	L	23	25
Vermont	W	36	32
Clark	L	31	41

1932-33

OVERALL: 8-7
COACH: John Harmon
CAPTAIN: Herbert Semino

Clarkson Tech	L	27	34
D 14 Harvard	A	W	22 19
Worcester Poly. Inst.	W	32	22
Manhattan	L	21	32
New York University	L	16	44
New Hampshire	L	32	43
Connecticut	W	50	25
Yale	L	29	42
Brown	L	41	42
Ithaca	W	31	27
St. Michael's	W	31	21

Cortland State	W	46	38
Tufts	W	44	42
Providence	L	37	48
Clark	W	44	28

1933-34

OVERALL: 5-7
COACH: John Harmon
CAPTAIN: Fred Garabedian

Clark	W	23	19
D 13 Harvard	A	L	24 33
Brown	L	26	43
Tufts	L	19	32
J 27 Harvard	H	W	42 36
New Hampshire	W	24	17
Connecticut	W	37	33
Cortland State	L	22	31
Tufts	L	22	41
Colgate	L	26	39
Worcester Poly. Inst.	W	41	29
Clark	L	15	37

1934-35

OVERALL: 2-14
COACH: John Harmon
CAPTAINS: Fred Hale, Al Mathers

Tufts	W	36	31
Norwich	L	22	30
Vermont	L	25	42
New Hampshire	L	28	42
Tufts	L	20	27
Connecticut	L	31	42
Worcester Poly. Inst.	L	22	30
Colgate	L	16	21
MIT	W	29	19
New Hampshire	L	26	42
Clark	L	39	40
D 5 Harvard	A	L	24 40
Dartmouth	L	13	24
Trinity	L	14	21
Vermont	L	24	38
Brown	L	30	33

1935-36

OVERALL: 1-13
COACH: Mel Collard
CAPTAIN: James Ainslee

Salem State	L	30	31
D 11 Harvard	A	L	31 39
MIT	W	27	26
Worcester Poly. Inst.	L	25	49
Rhode Island	L	17	54
Coast Guard	L	34	40
New Hampshire	L	22	26
Connecticut	L	27	31
Tufts	L	30	35
Brown	L	32	38
New Hampshire	L	29	59
Clark	L	21	37
Trinity	L	17	31
Yale	L	24	36

1936-37

OVERALL: 9-6
COACH: Mel Collard
CAPTAIN: Abe Rabinovitz

Salem State	W	59	16
D 10 Harvard	H	L	37 46
MIT	L	29	31
Tufts	W	35	28
New Hampshire	W	52	43
Worcester Poly. Inst.	L	31	33
Coast Guard	W	38	35
Rhode Island	L	60	61
Massachusetts	L	31	47
Tufts	W	31	24
Norwich	W	55	28
Clark	W	34	21
Coast Guard	W	54	35
Trinity	L	32	34
Coast Guard	W	34	32

1937-38

OVERALL: 9-9
COACH: Mel Collard
CAPTAIN: Russell Lawry

Rhode Island	W	65	46
D 16 Harvard	A	L	29 42
Villanova	L	35	41
Case Western Reserve	L	45	58
Butler	L	33	38
DePauw	L	24	31
Evansville	W	47	39
Wayne State	L	51	66
New Hampshire	W	57	51
Tufts	L	44	51
Worcester Poly			

YEAR-BY-YEAR RESULTS

1938-39
OVERALL: 10-4
COACH: Mel Collard
CAPTAIN: Solly Nechtem

	Springfield	W	44	35
	New Hampshire	W	64	45
D 17	Harvard	A	L	37 50
	Dartmouth	L	42	45
	Worcester Poly. Inst.	W	51	50
	Brown	L	35	48
	Tufts	W	44	37
	Clark	W	36	32
	Tufts	W	50	42
	Colby	W	52	42
	MIT	W	36	26
	Trinity	W	35	31
	Williams	L	27	37
	Massachusetts	W	41	32

1939-40
OVERALL: 6-7
COACH: Mel Collard
CAPTAIN: Jack Rotman

D 16	Harvard	A	W	40 39
	Brown	L	29	42
	New Hampshire	W	41	35
	Tufts	W	44	43
	Worcester Poly. Inst.	L	48	57
	Springfield	L	40	49
	Colby	L	36	47
	Clark	L	44	48
	Bates	L	41	42
	MIT	L	37	39
	Assumption	W	62	27
	Norwich	W	57	37
	Massachusetts	W	48	22

1940-41
OVERALL: 13-3
COACH: Mel Collard
CAPTAIN: George Pentano

	Bates	W	49	31
	Assumption	W	54	20
	American International	W	67	47
	Tufts	W	45	40
	Clark	L	46	57
	Worcester Poly. Inst.	W	58	33
	Williams	W	45	40
	Wesleyan	L	31	42
	Coast Guard	W	62	45
	Springfield	L	41	61
	Massachusetts	W	54	34
	New Hampshire	W	44	34
	Colby	W	61	48
F 26	Harvard	A	W	48 38
	MIT	W	40	30
	Brown	W	55	49

1941-42
OVERALL: 9-5
COACH: Mel Collard
CAPTAIN: James Cassidy

	American International	W	46	33
	Wesleyan	W	68	49
	Clark	L	53	57
	New Hampshire	W	45	38
	Worcester Poly. Inst.	W	57	50
	Colby	L	37	47
	Tufts	W	62	53
	Massachusetts	W	36	34
	Brown	W	59	57
M 4	Harvard	A	L	57 63
	Rutgers	L	36	55
	Manhattan	L	43	56
	MIT	W	59	43
	Coast Guard	W	50	45

1942-43
OVERALL: 3-10
COACH: Mel Collard
CAPTAIN: Joseph Silver

	MIT	W	56	37
	Worcester Poly. Inst.	L	52	54
	MIT	L	34	41
J 9	Northeastern	A	L	39 40
	Camp Edwards	L	44	48
	Tufts	L	46	52
	Squantum Naval Air Station	W	70	37
	New Hampshire	W	55	52
F 6	Harvard	A	L	38 43
F 10	Northeastern	H	L	56 68
	Brown	L	42	67
	Clark	L	42	49
	Worcester Poly. Inst.	L	41	72

1944-45
OVERALL: 4-6
COACH: Mel Collard
CAPTAIN: Selected for each game

F 14	Northeastern	H	W	49 44
F 21	Northeastern	A	L	45 52
	MIT	L	29	69
	Harvard "B Team"	L	43	48
	Tufts "B Team"	L	41	57
	American International	W	56	50
	Harvard "B Team"	L	35	37
	American International	W	49	45
	Tufts "B Team"	L	32	47
	New Hampshire	W	48	34

1945-46
OVERALL: 12-2
COACH: Russ Peterson
CAPTAIN: George Gaudreault

	Clark	W	59	36
	Tufts	W	58	56
J 9	Harvard	A	L	48 65
J 23	Northeastern	A	W	62 26
	MIT	W	62	47
	Massachusetts	W	49	41
	Tufts	W	56	52
	New Hampshire	W	73	37
F 20	Northeastern	H	W	62 25
F 23	Harvard	A	L	29 55
	Massachusetts	W	58	39
	Brown	W	63	57
	Brown	W	54	45
	Colby	W	77	41

1946-47
OVERALL: 14-7
COACH: Russ Peterson
CAPTAIN: George Gaudreault

D 9	MIT	L	48	54
D 11	Syracuse	L	46	73
D 14	Clark	W	54	45
D 17	Holy Cross %	N	L	32 36
D 19	Harvard	A	L	45 55
J 8	Northeastern	H	L	55 59
J 11	Massachusetts	W	67	40
J 22	New Hampshire	W	75	59
J 24	Colby	W	62	44
J 29	Dartmouth	L	52	73
F 1	Colby	W	68	44
F 8	Worcester Poly. Inst.	W	65	35
F 12	Northeastern	A	W	58 43
F 18	Springfield	L	51	63
F 21	MIT	W	59	31
F 22	Bowdoin	W	62	39
F 25	William & Mary	W	62	45
F 27	Tufts	W	64	37
M 1	Massachusetts	W	55	44
M 4	Tufts	W	84	53
M 8	Boston College	W	60	57

1947-48
OVERALL: 10-9
COACH: Russ Peterson
CAPTAIN: Robert Daly

	MIT	W	51	46
D 9	Harvard %	N	W	52 36
	Ft. Devens	W	66	44
	Syracuse	L	54	63
	New Hampshire	W	48	42
	MIT	L	58	62
J 7	Northeastern	H	L	63 66
J 31	Northeastern	A	L	37 43
	Massachusetts	W	45	41
	New York University	L	41	66
	Colby	W	50	41
	Worcester Poly. Inst.	W	67	45
	Clark	W	61	44
	William & Mary	W	71	61
F 20	Holy Cross & Tufts	N	L	36 62
	Massachusetts	W	57	48
	Tufts	L	56	57
	Boston College	L	49	53

1948-49
OVERALL: 6-12
COACH: Charles Cummings
CAPTAIN: Robert Daly

	MIT	W	50	43
	Ft. Devens	W	72	51
D 15	Northeastern	H	W	47 39
	Syracuse	L	50	64
	Colgate	L	52	74
	Boston College	L	53	59
	Worcester Poly. Inst.	W	51	36
	Temple	L	51	64
	Brown	L	45	61
	Tufts	L	39	52
	Dartmouth	L	45	55
	Connecticut	L	43	44
	MIT	L	48	53
F 21	Harvard %	N	W	62 55
F 26	Holy Cross %	N	L	54 64

Colby	W	70	53
Tufts	L	57	60
Lafayette	L	41	43

1949-50
OVERALL: 7-9
COACH: Vin Cronin
CAPTAIN: Joseph Sheehan

	MIT	W	57	37
D 8	Harvard	A	L	60 86
	Clark	W	48	47
D 14	Northeastern	A	W	55 45
	Amherst	W	66	51
	Middlebury	W	72	63
	MIT	W	51	39
	Tufts	L	65	86
	Bates	L	55	61
	Colgate	L	45	64
	Boston College	L	67	89
	Springfield	L	45	64
	Colby	W	61	59
	Brown	L	49	68
	Tufts	L	59	72
	Connecticut	L	67	107

1950-51
OVERALL: 7-12
COACH: Vin Cronin
CAPTAIN: Selected for each game

D 6	MIT	A	L	62 63
D 8	Clark	A	W	64 44
D 12	Dartmouth	H	W	81 75
D 14	Boston College	A	L	48 88
D 16	Northeastern	H	L	56 57
J 6	Massachusetts	A	L	45 49
J 20	Tufts	H	W	82 60
J 27	Springfield	A	W	63 53
J 31	Boston College	H	L	65 90
F 3	Harvard	A	L	61 64
F 7	Colby	A	L	64 82
F 14	New Hampshire	A	W	63 55
F 17	Brown	A	L	76 78
F 20	Connecticut	A	L	59 74
F 24	Rutgers	H	W	76 58
M 3	Tufts	A	W	88 86
	Colby	H	L	74 78
	Bowdoin	H	L	67 69
	Connecticut	H	L	52 56

1951-52
OVERALL: 9-8
COACH: Vin Cronin
CAPTAIN: Harry Wells

D 7	Clark	H	W	64 50
D 8	Tufts	A	L	62 77
D 10	Brandeis	H	W	72 67
D 12	Middlebury	H	W	83 63
D 15	Holy Cross	A	L	70 95
D 17	Boston College	A	L	47 70
J 5	Massachusetts	H	W	71 63
J 7	MIT	H	W	77 63
J 26	Springfield	H	L	80 99
J 30	Northeastern	H	L	59 61
F 4	Connecticut	H	L	64 70
F 6	Worcester Poly. Inst.	A	W	75 59
F 13	Brown	H	W	87 72
F 18	Boston College	H	L	69 84
F 25	New Hampshire	H	W	80 78
F 26	Harvard	A	L	48 54
F 28	Tufts	H	W	80 54

1952-53
OVERALL: 10-10
COACH: Matt Zunic
CAPTAIN: Marty Reisner

	Clark	W	77	46
	Brandeis	L	71	96
D 13	Holy Cross	A	L	51 81
D 17	Northeastern	W	75	72
	Colby	L	68	77
	MIT	W	72	58
J 10	Northeastern	W	82	72
	Boston College	L	65	73
	Massachusetts	W	58	50
	Boston College	L	76	98
	Tufts	W	65	62
	Brown	L	61	65
	Colby	L	52	67
	Worcester Poly. Inst.	W	62	56
	St. Michael's	W	66	65
	Brandeis	L	71	99
F 25	Harvard	H	W	70 66
	Connecticut	L	73	105
	New Hampshire	W	99	84
	Tufts	L	66	70

1953-54
OVERALL: 9-11
COACH: Matt Zunic
CAPTAIN: Robert Spence

D 2	Clark	A	W	53 50
D 5	Harvard	A	L	47 68
D 9	Brandeis	H	L	63 71
D 12	Holy Cross	A	L	47 72
D 17	Northeastern	H	L	73 77
J 7	MIT	A	W	62 59
J 9	Northeastern	A	L	79 86
J 12	Connecticut	H	L	55 62
J 14	Massachusetts	A	L	49 52
F 1	Colby	H	W	54 50
F 6	Springfield	A	L	65 76
F 9	Boston College	A	L	58 70
F 10	Tufts	A	W	50 45
F 12	Middlebury	A	W	57 52
F 13	St. Michael's	A	W	66 65
F 17	American International	H	W	82 76
F 20	Worcester Poly. Inst.	A	L	68 71
F 24	Tufts	H	W	70 57
F 27	Boston College	H	W	91 88
M 3	New Hampshire	A	L	68 71


1954-55
OVERALL: 12-9
COACH: Matt Zunic
CAPTAIN: Thomas Gassall

D 1	Clark	A	L	76 84
D 8	Worcester Poly. Inst.	H	W	60 57
D 13	Bowdoin	A	L	55 73
D 15	Massachusetts	H	L	80 104
D 18	Northeastern	H	L	60 61
D 28	Colgate	N1	L	73 82
D 29	William & Mary	N1	L	74 84
D 30	Rutgers	N1	W	83 60
J 4	Northeastern	A	W	80 65
J 8	Army	A	W	73 70
J 11	Connecticut	A	L	75 84
J 15	Holy Cross	A	L	45 58
J 29	Boston College	A	W	78 58
F 2	Providence	H	W	64 55
F 9	Tufts	H	W	67 65
F 12	Colby	A	W	79 60
F 14	Boston College	H	W	72 58
F 17	American International	A	L	73 77
F 22	Brandeis	H	W	97 84
F 23	MIT	H	W	64 50
F 26	Springfield	H	W	83 52

(N1) - Richmond Invitational, at Richmond, Va.



Kevin Thomas ('56), who scored 46 points against Tennessee on Dec. 19, 1955, attended a half-time ceremony in 1999 to see his number retired by former athletic director Gary Strickler.



Ed Washington averaged 12.8 points and 14.1 rebounds per game in the Terriers' 20-7 campaign of 1958-59, a season in which the team made its first-ever NCAA tournament appearance.

1955-56

OVERALL: 17-6

COACH: Matt Zunic

CAPTAINS: Mario Sottile, Kevin Thomas

Suffolk	H	W	79	48
Worcester Poly. Inst.	A	W	79	54
Massachusetts	H	W	85	77
Colby	H	W	83	60
Tennessee	N1	L	77	80
Florida State	N1	L	52	86
Davidson	N1	W	87	69
J 3 Northeastern	A	W	73	59
Army	A	W	64	48
Boston College	H	W	80	65
J 14 Holy Cross	A	L	52	69
J 21 Northeastern	H	W	89	58
St. Francis (PA)	A	L	65	84
Penn State	A	L	64	67
Tufts	A	W	53	52
Providence	A	L	65	69
MIT	H	W	107	74
Bowdoin	H	W	98	69
Bates	A	W	82	65
Brandeis	A	W	78	67
Boston College	A	W	94	70
Springfield	A	W	75	69
American International	H	W	69	65

(N1) - Charlotte Invitational, at Charlotte, NC

1956-57

OVERALL: 13-10

COACH: Matt Zunic

CAPTAINS: Charles Fiorino, Tom Kelley

D 5 Worcester Poly. Inst.	H	W	70	46
D 12 Massachusetts	A	L	62	72
D 15 Suffolk	H	W	76	71
D 18 Clark	H	W	75	58
D 28 Detroit	N1	L	58	75
D 29 Wyoming	N1	L	60	72
J 2 Northeastern	H	W	87	55
J 5 American International	A	L	60	61
J 11 Colgate	A	L	54	55
J 12 Syracuse	A	L	69	87
J 14 Bates	H	W	69	66
J 25 Dartmouth	A	L	48	72
J 30 Army	A	L	54	65
F 2 Holy Cross	A	L	57	75
F 6 Tufts	H	W	73	60
F 11 Boston College	A	W	83	66
F 13 MIT	A	W	81	62
F 16 Colby	A	W	60	43
F 20 Providence	H	W	72	48
F 23 Brandeis (ot)	A	W	77	76
F 25 Boston College (ot)	H	L	56	57
F 27 Northeastern	A	W	75	64

M 2 Springfield	H	W	90	70
-----------------	---	---	----	----

(N1) - Motor City Tournament, at Detroit, MI

1957-58

OVERALL: 15-5

COACH: Matt Zunic

CAPTAIN: Don Vandersweet

Suffolk	H	W	108	45
Massachusetts	H	W	67	46
Worcester Poly. Inst.	A	W	82	49
Colgate	H	W	65	55
American International	H	W	94	69
J 8 Northeastern	H	W	85	63
Army	A	W	57	56
MIT	H	W	73	47
Providence	A	L	42	47
F 1 Holy Cross	A	L	80	84
F 5 Northeastern	A	W	85	63
New York University	A	L	66	72
Connecticut	A	L	71	77
Bates	A	W	56	49
Brandeis	A	L	54	65
New Hampshire	H	W	73	52
Colby	H	W	80	72
Boston College	A	W	63	60
Tufts	A	W	43	36
Boston College	H	W	93	76

1958-59

OVERALL: 20-7

COACH: Matt Zunic

CAPTAINS: Bob Cumings, Jack Leaman

D 6 Bowdoin	A	W	93	55
D 10 Massachusetts	H	W	75	55
D 12 Suffolk	H	W	64	44
WPI	H	W	74	44
D 17 Massachusetts	A	W	61	56
Springfield	H	W	80	55
George Washington	A	L	69	78
New York University	A	L	56	80
J 13 MIT	A	W	72	55
J 16 Army	H	W	65	49
Dartmouth	A	L	62	64
F 2 New York University	H	L	54	55
F 4 Northeastern	A	W	54	46
F 7 Brandeis	H	W	107	83
F 10 Connecticut	H	W	67	55
New Hampshire	A	W	86	65
Colby	A	W	79	44
F 18 Holy Cross	A	W	74	57
Iona	A	W	75	66
F 23 Boston College	A	L	54	55
Tufts	H	W	78	45
St. Francis (NY)	A	W	92	70
Rutgers	A	L	58	60
M 5 Providence	H	W	64	48

NCAA Tournament

M 10 Connecticut	N1	W	60	58
M 13 Navy (ot)	N2	W	62	55
M 14 West Virginia	N2	L	82	86

(N1) - at New York, N.Y. (Madison Square Garden)
(N2) - at Charlotte, N.C.

1959-60

OVERALL: 14-10

COACH: John Burke

CAPTAIN: Bill Gates

D 5 American International	H	W	82	54
D 9 Massachusetts	A	W	71	57
D 12 Buffalo	H	W	64	55
D 18 Bradley	A	L	69	94
D 19 Northwestern	A	L	74	78
D 29 Providence	N1	L	47	76
D 30 Brown	N1	W	77	58
J 5 Boston College	A	W	81	64
J 9 Colby	H	W	72	62
J 13 Connecticut	A	L	60	78
J 16 George Washington	H	L	65	70
J 27 Dartmouth (2ot)	H	L	83	90
J 30 Worcester Poly. Inst.	A	W	60	54
F 3 Northeastern	H	W	72	54
F 6 Brandeis	A	W	62	57
F 10 Army	A	L	54	69
F 13 Colby	A	W	63	54
F 16 Holy Cross	H	L	76	83
F 17 New Hampshire	H	W	60	59
F 20 New York University	A	L	66	74
F 23 Boston College	H	W	82	78
F 25 Tufts	A	W	71	55
F 27 Providence	A	L	49	68
M 5 Syracuse	H	W	72	71

(N1) - Providence Invitational, at Providence, RI

1960-61

OVERALL: 9-14

COACH: John Burke

CAPTAIN: Dick O'Connell

D 3 Suffolk	H	W	52	38
D 7 Massachusetts	H	L	59	61
D 10 American International	H	W	80	53
D 14 Holy Cross	A	L	51	83
D 17 Army	A	L	52	82
D 21 Rutgers	H	L	77	79
D 28 Maine	N1	L	67	73
D 29 Bowdoin	N1	W	76	72
D 30 Bates	H	L	52	83

J 4 Boston College	H	L	58	85
J 7 Buffalo	A	L	54	55
J 10 Connecticut	H	W	77	53
J 14 New Hampshire	H	W	62	60
J 28 Dartmouth	A	L	67	85
F 1 Northeastern	A	L	45	54
F 8 Providence	H	L	59	67
F 11 Colby (ot)	A	W	70	68
F 15 Worcester Poly. Inst.	H	W	57	55
F 21 Boston College	A	L	59	69
F 23 Tufts	H	W	66	56
F 25 Holy Cross	H	L	76	78
M 1 Brandeis	H	W	77	65
M 4 New York University	H	L	53	69

(N1) - Downeast Classic, at Bangor, ME

1961-62

OVERALL: 5-15

COACH: John Burke

CAPTAIN: Larry McNulty

D 6 Massachusetts	A	L	71	75
D 9 Harvard	H	L	66	71
D 13 Suffolk	H	W	60	58
D 15 Rutgers	A	L	60	73
D 20 Army	A	L	54	57
D 28 Albright	N1	L	62	75
D 29 Rutgers	N1	L	66	83
J 4 Worcester Poly. Inst.	A	W	91	78
J 11 Boston College	A	L	70	77
J 13 New Hampshire	A	L	73	75
J 27 Dartmouth	H	L	53	64
F 1 Colby	H	W	63	61
F 7 Northeastern	H	L	68	86
F 10 American International	H	W	89	71
F 17 Providence	A	L	62	98
F 21 Tufts	H	W	76	64
F 24 Holy Cross	A	L	66	97
M 3 New York University	A	L	69	91
M 6 Boston College	H	L	63	76
M 8 Connecticut	H	L	63	82

(N1) - Albright Invitational, at Reading, PA

1962-63

OVERALL: 10-9

COACH: John Burke

CAPTAIN: Mike Cotton

D 1 New Hampshire	A	L	63	64
D 4 Massachusetts	H	W	54	42
D 7 Rutgers (ot)	H	W	90	88
D 8 Dartmouth	A	L	72	75
D 11 Suffolk	H	W	79	58
D 15 Seton Hall	A	L	64	69
J 5 Northeastern	A	W	80	77
J 12 New York University	H	L	58	67
J 26 Buffalo	A	L	68	81
J 29 Connecticut	A	L	79	80
F 2 Colby	A	W	75	67
F 4 Brandeis	H	W	78	68
F 9 American International	A	W	79	63
F 12 Northeastern	N1	L	49	66
F 16 Worcester Poly. Inst.	H	W	107	76
F 18 Tufts	N1	W	71	52

F 21 Tufts	H	W	59	53
F 23 Holy Cross	H	L	67	72
M 2 Boston College	A	L	57	59

(N1) - Beanpot Tournament, at Boston, MA

1963-64

OVERALL: 16-7

COACH: John Burke

CAPTAIN: Adam Florczak

D 3 Massachusetts	A	L	72	80
D 7 Harvard	A	W	77	66
D 11 American International	H	W	85	61
D 15 Rutgers	A	W	73	68
D 17 New Hampshire	H	W	78	72
D 19 Seton Hall	H	W	79	62
D 21 Maine	A	W	80	70
D 27 Lafayette	N1	W	82	76
D 28 Iona	N1	L	80	81
J 4 Northeastern (ot)	H	W	71	67
J 6 Stonehill	H	L	35	39
J 9 Connecticut	H	W	55	53
J 29 Holy Cross (4ot)	A	L	95	97
F 2 Rhode Island	H	L	76	92
F 7 Army	H	W	73	62
F 8 Colby	H	W	90	49
F 11 Tufts	N2	W	76	62
F 17 Northeastern (2ot)	N2	W	80	75
F 20 Tufts	A	W	79	63
F 22 Temple	A	L	59	67
F 25 Buffalo	H	W	56	54
F 29 Worcester Poly. Inst.	A	W	73	69
M 4 Boston College	H	L	60	61

(N1) - Westchester Festival, at Westchester County, N.Y.
(N2) - Beanpot Tournament, at Boston, Mass.

1964-65


OVERALL: 10-10

COACH: John Burke

CAPTAIN: Randy Cross

D 1 Massachusetts	H	L	89	93
D 4 Rutgers	H	W	62	61
D 8 Northeastern (ot)	A	W	71	67
D 12 Temple	A	L	62	73
D 16 Worcester Poly. Inst.	H	W	86	55
D 19 Seton Hall	A	L	63	64
J 6 New Hampshire	H	W	87	72
J 9 Holy Cross	H	L	66	86
J 26 Dartmouth	H	W	67	65
J 30 Colby	A	W	77	65
F 4 New York University	A	L	69	99
F 9 Boston College	A	L	86	94
F 11 Tufts	H	W	99	68
F 13 American International	A	W	99	86
F 16 Connecticut	A	L	78	89
F 19 Rhode Island	H	L	67	81
F 24 Boston College	N1	L	85	90
F 25 Massachusetts	A	L	83	87
M 1 Tufts	N1	W	107	70
M 4 Maine	H	W	77	68

(N1) - Beanpot Tournament, at Boston, Mass.



Dick Moreshead ('65) averaged a still standing school-record 17.7 rebounds per game during the 1963-64 season after averaging 15.4 the previous year.

YEAR-BY-YEAR RESULTS



Guard Ken Leary ('65) finished his BU career with a then-school record 508 assists. He was honored with the "Bob Cousy Award", given to the most outstanding player in New England under six-feet.

1965-66

OVERALL: 4-19

COACH: John Burke

CAPTAINS: Ken Ackerman, John Osgood

	Massachusetts	A	L	49	65
	American International	H	W	83	55
	Dartmouth	A	L	57	79
	Worcester Poly. Inst.	A	L	60	76
D 15	Harvard	H	L	71	75
	Rutgers	A	L	72	82
	Miami, Fla.	N1	L	60	81
	Georgia Tech	N1	L	40	83
	New Hampshire	A	W	65	59
J 6	Northeastern	H	L	55	63
	Colgate	A	L	69	74
	Vermont	A	L	59	82
	Maine	A	L	83	106
	Rhode Island	A	L	61	96
F 2	Holy Cross	A	L	68	92
	Colby	H	L	57	71
	Connecticut	H	L	43	62
	Tufts	A	W	65	60
	Boston College	H	L	62	73
	Army	H	L	47	54
F 23	Northeastern	N2	L	57	75
F 26	Tufts (ot)	N2	W	65	64
F 27	Seton Hall	H	L	69	86

(N1) - Hurricane Classic, at Miami, Fla.

(N2) - Beanpot Tournament, at BU

1966-67

OVERALL: 4-18

COACH: Charles Luce

CAPTAIN: William Mortimer

D 1	Worcester Poly. Inst.	H	W	75	65
D 3	Rutgers	H	L	71	87
D 7	Colby	A	W	85	52
D 10	Brown	A	L	70	86
D 17	Seton Hall	A	L	74	96
D 28	Albright	N1	L	65	81
D 29	Hofstra	N1	L	69	89
J 4	Rhode Island	A	L	79	97
J 6	Northeastern	H	L	57	79
J 28	Army	A	L	47	91
F 1	Holy Cross	A	L	60	115
F 4	Brandeis	H	W	81	66
F 6	Maine	H	L	89	97
F 7	Northeastern	A	L	54	91
F 11	Connecticut	A	L	64	113
F 13	Wayne State	H	W	83	64
F 15	New Hampshire	H	L	92	99
F 17	American International	A	L	65	102
F 21	Boston College	A	L	46	74
F 24	Vermont	H	L	63	70
F 28	Massachusetts	H	L	67	70
M 2	Colgate	H	L	68	70

(N1) - Albright Invitational, at Reading, Pa.

1967-68

OVERALL: 10-14

COACH: Charles Luce

CAPTAINS: Richard Lee, William Mortimer

D 2	Harvard	A	W	78	77
D 5	Connecticut	H	W	79	72
D 8	Springfield	H	L	71	73
D 9	Brown	H	L	57	58
D 27	Hartford	N1	W	92	66
D 28	Central Connecticut	N1	W	84	76
D 29	Long Island Univ.	N1	L	62	76
J 1	Pennsylvania	A	L	56	75
J 13	Boston College	H	L	80	102
J 20	Rutgers	A	L	68	74

J 22	Trinity	H	W	112	74
J 24	Northeastern	A	L	67	68
J 27	Dartmouth	A	L	61	62
J 30	Holy Cross	H	L	66	71
F 3	Maine (ot)	A	W	100	95
F 10	Colgate	A	L	74	83
F 14	American International	H	L	80	87
F 17	New Hampshire	A	W	85	65
F 21	Northeastern	N2	L	57	70
F 22	Tufts	N2	W	84	70
F 24	Worcester Poly Inst.	A	W	87	67
F 27	Brandeis	A	W	84	68
F 29	Rhode Island	H	L	77	96
M 2	Massachusetts	A	L	68	72

(N1) - Central Conn. Tournament, at New Britain, Conn.

(N2) - Greater Boston Invitational, at Tufts

1968-69

OVERALL: 14-10

COACH: Charles Luce

CAPTAINS: Wayne Hanigan, Bob Tavanese

N 30	Lafayette	H	W	73	45
D 4	Worcester Poly. Inst.	H	W	104	76
D 7	American International	A	L	74	81
D 10	Merrimack	H	W	80	54
D 27	Colgate	N1	L	61	69
D 28	Lehigh	N1	W	81	56
J 7	Rochester	A	L	70	75
J 13	Kings Point	A	W	99	73
J 18	Massachusetts	H	W	84	71
J 21	Northeastern	H	L	70	75
J 25	Trinity	A	W	109	92
J 28	Holy Cross	A	L	88	101
F 1	Maine	H	W	92	83
F 4	Colgate	H	W	77	76
F 6	Rutgers	H	L	79	86
F 8	Rhode Island	A	L	62	71
F 11	Connecticut	A	L	72	74
F 15	Brandeis	H	W	99	77
F 19	Tufts	N2	W	101	65
F 20	Northeastern	N2	L	64	66
F 22	Springfield	A	W	87	71
F 25	Boston College	A	L	80	110
F 27	New Hampshire	H	W	87	79
M 1	Vermont (ot)	A	W	96	88

(N1) - Scranton Tournament, at Scranton, Pa.

(N2) - Colonial Tournament, at Northeastern

1969-70

OVERALL: 14-10

COACH: Charles Luce

CAPTAINS: Steve Gladstone, Jimmy Hayes, Marty Schoepfer

D 2	Boston College	H	W	76	70
D 6	Merrimack	A	W	94	91
D 11	Harvard	A	L	71	95
D 29	Florida Southern	N1	W	83	68
D 30	Stetson	N1	L	67	86
J 2	Tampa	A	L	96	109
J 7	Colgate	A	L	72	78
J 10	Kings Point	H	W	107	70
J 16	Vermont	H	W	92	65
J 19	Northeastern	A	L	71	89
J 23	Dartmouth	H	W	79	74
J 26	Connecticut	H	L	81	90
J 28	Massachusetts	A	L	68	103
F 3	Rochester	H	W	86	62
F 5	Rutgers	A	L	77	98
F 7	Worcester Poly. Inst.	A	W	80	66
F 11	Brandeis	A	W	88	75
F 13	Catholic	H	W	61	60
F 16	Holy Cross	H	L	80	84
F 18	MIT	H	W	98	83
F 19	Northeastern	H	W	74	71
F 23	Springfield	H	L	81	87
F 27	New Hampshire	H	W	84	78
M 3	Maine	A	W	93	72

(N1) - West Palm Beach (Fla.) Tournament

1970-71

OVERALL: 7-18

COACH: Charles Luce

CAPTAIN: Bob McNamara, Richie Taylor

D 1	Harvard	N1	L	69	83
D 5	Brown	H	W	72	69
D 7	Northeastern	N1	L	60	75
D 12	Connecticut	A	L	62	64
D 29	Lafayette	N2	L	61	86
D 30	Hobart	N2	W	63	57
J 8	Catholic	A	L	65	73
J 9	Georgetown	A	L	78	95
J 19	Northeastern	H	L	52	76
J 21	Massachusetts	H	L	63	77
J 23	Dartmouth	A	L	65	68
J 26	Hofstra	H	L	59	60
J 28	Colgate	H	L	78	86
J 30	Vermont	A	L	59	63
F 4	Rutgers	H	L	51	82
F 6	Holy Cross	H	L	68	88
F 9	Rochester	A	W	102	82
F 11	Brandeis	H	W	85	74
F 13	Boston College	A	L	62	110
F 15	New Hampshire	H	W	90	78
F 20	Springfield	A	L	84	87
F 23	Worcester Poly. Inst.	H	W	90	66
F 26	New Hampshire	A	L	59	64

M 1	Maine	H	W	97	73
M 3	New York University	A	L	79	86

(N1) - Beanpot Tournament, at Boston Garden

(N2) - LeMoyné Christmas Tournament, at Syracuse, N.Y.

1971-72

OVERALL: 7-16

COACH: Ron Mitchell

CAPTAIN: Lew Graham

D 2	Boston College	N1	W	85	83
D 4	Georgetown	H	W	103	93
D 7	Rhode Island	A	L	73	88
D 10	Maine	A	L	39	50
D 13	Harvard	N1	L	77	104
D 28	Morris Harvey	N2	L	78	92
D 29	Ball State	N2	L	90	93
J 3	New Hampshire	A	L	66	77
J 8	Colgate	A	L	79	112
J 12	Vermont	H	W	85	62
J 15	Catholic	H	L	73	74
J 18	Northeastern	A	L	51	65
J 22	Stonehill	H	L	67	76
J 25	Connecticut	H	W	70	67
J 29	Fairfield	H	L	56	71
F 1	Holy Cross	A	W	65	64
F 4	Lafayette	A	L	89	104
F 5	Rutgers	A	L	53	86
F 12	Maine	H	W	60	53
F 15	Massachusetts	A	L	89	112
F 23	Rochester	H	L	63	70
F 26	Oral Roberts	H	L	79	87
M 2	Brandeis (ot)	A	W	99	91

(N1) - Beanpot Tournament, at Boston Garden

(N2) - Hall of Fame Tournament, at Springfield, MA

1972-73

OVERALL: 15-10

YANKEE: 7-4

COACH: Ron Mitchell

CAPTAINS: Ken Boyd, James Garvin

D 2	Assumption	A	L	68	83
D 5	Northeastern	H	W	87	74
D 9	Maine (ot) *	H	W	78	70
D 13	Harvard	H	L	92	102
D 29	Evansville (ot)	N1	W	88	82
D 30	Air Force	N1	L	53	65
J 3	Vermont *	A	W	87	75
J 6	Massachusetts *	H	W	72	70
J 8	Northeastern	N2	L	87	97
J 13	New Hampshire *	A	L	68	73
J 15	Boston College	N2	W	82	72
J 20	Dartmouth	H	W	72	68
J 24	Holy Cross	A	W	75	66
J 26	Worcester Poly Inst.	H	W	76	61
J 30	Colgate	H	W	71	69
F 2	Catholic	A	W	79	73
F 3	George Washington	A	L	74	80
F 7	Connecticut *	H	W	107	99
F 10	Maine *	A	L	70	84
F 13	Massachusetts *	A	L	65	85
F 17	New Hampshire *	H	W	80	73
F 20	Fairfield	A	L	78	86
F 24	Vermont *	H	W	91	78
F 27	Rhode Island (ot) *	H	W	86	82
M 3	Connecticut *	A	L	53	66

(N1) - Evansville Tournament, at Evansville, Ind.

(N2) - Beanpot Tournament, at Boston Garden

1973-74

OVERALL: 9-16

YANKEE: 2-9

COACH: Ron Mitchell

CAPTAINS: Ken Boyd, Steve Dabney

N 30	Assumption	H	W	87	79
D 4	Rhode Island *	A	L	63	65
D 8	Maine *	A	L	81	83
D 27	Georgia Southern	N1	L	83	100
D 28	North Texas State	N1	W	88	84
D 30	Louisiana State	A	L	64	102
J 5	Colgate	A	L	65	75
J 11	Massachusetts *	H	L	68	82
J 15	Harvard	N2	W	92	90
J 16	Boston College (ot)	N2	W	94	92
J 19	Georgetown	A	L	52	75
J 22	Connecticut *	H	L	78	91
J 26	Northeastern	A	W	75	65
J 29	New Hampshire *	H	L	56	57
F 2	Brandeis	H	W	95	90
F 6	Dartmouth	A	L	63	78
F 8	Maine *	H	W	87	58
F 12	Massachusetts *	A	L	60	77
F 16	New Hampshire *	A	L	70	72
F 18	Verm				

1976-77

OVERALL: 7-19

COACH: Roy Sigler

CAPTAINS: Bruce Engel, Tom Hayes

N 29	Siena	H	W	100	88
D 1	Connecticut	A	L	69	73
D 4	Stonehill	H	L	66	77
D 7	Massachusetts	A	L	57	84
D 11	Maine	H	L	67	74
D 29	Roanoke	N1	L	70	76
D 30	Delaware	N1	W	79	71
J 4	Georgetown	A	L	49	53
J 8	Catholic	A	L	68	71
J 18	Va. Commonwealth	H	W	77	72
J 20	New Hampshire	A	L	70	76
J 22	Providence	A	L	68	83
J 24	Connecticut	H	L	65	67
J 27	Rhode Island	H	L	64	75
J 29	Long Island Univ.	H	W	77	75
J 31	Fairfield	A	L	74	94
F 3	Wagner	H	L	61	64
F 5	New Hampshire	H	L	67	68
F 9	Vermont	H	W	82	77
F 12	Maine	A	W	78	74
F 16	Northeastern	H	W	75	74
F 19	Colgate	A	L	64	85
F 24	Holy Cross	A	L	80	111
F 26	Vermont	A	L	73	82
F 28	Assumption	H	L	80	84
M 2	Northeastern	A	L	79	84

(N1) - Roanoke (Va.) Tournament

1977-78

OVERALL: 10-15

COACH: Roy Sigler

CAPTAIN: Phil Andrews, Doug Bean

N 30	Stonehill	H	W	81	69
D 3	Maine	A	L	66	68
D 6	Massachusetts	H	L	61	73
D 10	Connecticut	H	W	66	61
D 30	Clemson	A	L	55	100
D 31	Richmond	A	W	69	63
J 2	Va. Commonwealth	A	L	67	82
J 10	Northeastern	A	W	90	76
J 12	New Hampshire (ot)	A	W	79	77
J 14	Vermont	A	L	87	89
J 18	Old Dominion	H	L	74	76
J 21	New Hampshire	H	L	68	84
J 25	Connecticut	A	L	63	80
J 28	Siena	A	L	81	108
J 30	Fairfield	H	L	83	89
F 2	George Washington	A	L	66	89
F 6	Catholic	H	L	79	89
F 14	Holy Cross	A	L	76	114
F 17	Wagner	A	W	70	69
F 18	Long Island Univ.	A	L	78	87
F 21	Northeastern	H	W	70	67
F 23	Maine	H	W	88	74
F 25	Assumption	A	W	83	76
F 26	Rhode Island	A	L	68	79
F 28	Vermont (ot)	H	W	84	77

1978-79

OVERALL: 17-9

COACH: Rick Pitino

CAPTAIN: Tom Channel

N 28	St. Peter's	H	W	75	71
D 2	Maine	H	L	62	72
D 5	Massachusetts	A	W	72	63
D 7	Holy Cross	A	L	65	72
D 9	Connecticut	A	L	84	92
D 11	Adelphi	H	L	65	67
D 23	Fairfield (ot)	A	W	84	76
J 3	Fair. Dickinson (ot)	H	W	79	73
J 6	Stonehill	H	W	85	60
J 9	Northeastern	A	W	61	60
J 11	Connecticut (ot)	H	L	62	63
J 15	Vermont	H	W	92	65
J 17	Northeastern	H	W	80	73
J 20	New Hampshire	A	W	76	72
J 22	Brandeis	H	W	98	71
J 29	Vermont	A	W	76	68
J 31	Old Dominion	A	L	72	90
F 3	Maine	A	L	72	74
F 6	Siena	H	W	72	66
F 8	Rhode Island	H	W	75	69
F 12	Richmond	H	W	85	69
F 14	Wagner	H	L	72	73
F 17	New Hampshire	H	W	124	76
F 19	George Washington	H	W	87	76
F 21	Boston College	A	L	84	99
F 24	Assumption	H	W	117	79

1979-80

OVERALL: 21-9

COACH: Rick Pitino

CAPTAIN: Glenn Consor, Wally West, Steve Wright

D 2	C. W. Post	H	W	109	74
D 4	Vermont	H	W	87	78
D 8	Fairfield	H	W	92	72
D 11	Upsala	H	W	83	65
D 22	College of Charleston	H	W	87	65
D 28	Louisiana State	A	L	72	92
J 2	Baltimore	H	W	89	68
J 5	U. S. International	A	W	111	80
J 9	Colgate	H	W	72	65

J 12	St. Francis (NY)	H	W	89	69
J 15	Massachusetts	H	W	78	51
J 19	New Hampshire	H	W	82	59
J 22	Siena	A	W	98	89
J 24	Rhode Island	A	W	74	63
J 26	Marist	H	W	117	94
J 31	St. Peter's	A	L	55	58
F 2	Fairleigh Dickinson	A	W	76	63
F 4	Wagner	A	L	59	70
F 6	UNC Wilmington	H	W	59	57
F 8	Northeastern	H	W	85	78
F 11	Maryland	A	L	76	99
F 13	Connecticut	A	L	65	72
F 16	New Hampshire	A	W	102	76
F 18	South Carolina	A	L	76	83
F 20	Maine	H	L	91	102
F 23	New York Tech	H	W	87	77

ECAC North Tournament

F 26	Niagara	N1	W	85	66
F 28	Rhode Island	N1	W	83	79
M 1	Holy Cross	N1	L	75	81

NIT

M 10	Boston College	A	L	74	95
------	----------------	---	---	----	----

1980-81

OVERALL: 13-14

COACH: Rick Pitino

CAPTAIN: Desmond Martin

N 29	Baltimore	H	W	92	83
D 6	Merrimack	H	W	73	49
D 13	Connecticut	H	L	65	72
D 29	Xavier	N1	W	91	84
D 30	New Mexico	N1	L	87	107
J 3	St. Francis (N.Y.)	A	W	73	64
J 6	Northeastern (ot)	A	L	78	80
J 10	Drexel	A	L	63	71
J 12	Cincinnati	A	L	82	102
J 14	Old Dominion	H	L	71	78
J 19	Fairfield	A	W	62	59
J 23	Wagner	H	L	70	74
J 26	Towson State	H	W	89	71
J 28	New Hamp. College	H	W	98	82
J 30	Boston College	H	L	52	57
J 31	Massachusetts	H	W	91	62
F 3	Maine	A	L	58	73
F 7	Iona	A	W	74	72
F 10	Notre Dame	A	L	63	89
F 14	New Hampshire	H	W	77	64
F 16	C. W. Post	H	W	81	67
F 18	Massachusetts	A	W	61	56
F 21	South Carolina	H	L	86	93
F 24	Northeastern	H	L	76	83
F 26	Vermont	A	L	59	60
F 28	Delaware State	H	W	87	75

ECAC North Tournament

M 3	Vermont (3ot)	N2	L	84	85
-----	---------------	----	---	----	----

(N1) - Lobo Classic, at Albuquerque, N.M.

(N2) - at Burlington, Vt.

1981-82

OVERALL: 19-9

ECAC NORTH: 6-2

COACH: Rick Pitino

CAPTAINS: Brett Brown, John Teague


N 28	St. Francis (NY)	H	W	87	76
N 30	Delaware State	H	W	88	67
D 3	Massachusetts	H	W	91	65
D 5	Connecticut	A	L	54	73
D 8	Drexel	H	W	76	70
D 12	UCLA	A	L	43	77
D 22	Merrimack	H	W	72	68
D 27	South Florida	A	L	61	67
J 4	Florida Southern	H	W	89	68
J 6	Colgate *	A	W	83	63
J 12	Holy Cross *	A	W	96	82
J 16	Iona	H	L	68	77
J 20	Niagara *	H	L	67	69
J 23	Vermont *	H	W	85	67
J 26	Northeastern *	A	W	82	64
J 30	Wagner	H	W	89	70
F 1	Old Dominion	A	L	61	71
F 3	Fairleigh Dickinson	H	W	99	82
F 6	Cincinnati (ot)	H	L	52	50
F 9	U. S. International	H	L	83	88
F 11	George Mason	H	W	69	64
F 13	New Hampshire *	A	W	77	55
F 15	Maine *	H	L	65	63
F 17	Canisius *	H	L	46	48
F 23	C. W. Post	H	W	85	57
F 25	Fairfield	H	W	75	56

ECAC North Tournament

M 2	Holy Cross	H1	W	50	49
M 4	Northeastern	H1	L	48	49

(N1) - at Walter Brown Arena, Boston, Mass.

* - ECAC North game



2013 New England Basketball Hall of Fame Inductee Gary Plummer was drafted in the second round of the 1984 NBA Draft by the Golden State Warriors.

1982-83

OVERALL: 21-10

ECAC NAC: 8-2

COACH: Rick Pitino

CAPTAIN: Brett Brown, Gary Plummer, Tony Simms

N 29	Purdue	H	L	69	79
D 4	Princeton	N1	L	69	70
D 5	Alcorn State	N1	L	72	74
D 7	Siena	H	W	78	65
D 11	Connecticut	H	L	50	51
D 23	St. Francis (NY)	A	W	80	64
J 5	Brooklyn	H	W	87	66
J 9	New Hamp. College	H	W	96	89
J 12	UNC Wilmington	A	W	78	66
J 15	Towson	A	W	82	77
J 17	George Mason	A	L	75	76
J 25	Northeastern *	A	W	104	86
J 29	Cleveland State	H	W	89	74
J 31	Colgate *	H	W	84	51
F 3	Niagara *	A	L	75	76
F 5	Canisius *	A	L	64	74
F 9	Maine *	A	W	57	52
F 12	Illinois-Chicago	H	W	92	76
F 14	New Hampshire *	H	W	82	73
F 16	St. Bonaventure	A	L	61	67
F 19	Vermont *	A	W	99	85
F 21	Penn State	A	W	96	88
F 23	Maine *	H	W	82	70
F 25	St. Joseph's	H	L	77	78
F 28	Merrimack	H	W	83	57
M 3	Northeastern *	H	W	76	70
M 5	Holy Cross *	H	W	98	97

ECAC North Atlantic Tournament

M 8	Vermont	N2	W	80	75
M 10	Niagara	N2	W	95	82
M 12	Holy Cross	N2	W	63	62

NCAA Tournament

M 15	La Salle	N3	L	58	70
------	----------	----	---	----	----

(N1) - Carrier Classic, at Syracuse, N.Y.

(N2) - at Matthews Arena, Boston, Mass.

(N3) - at Philadelphia, Pa.

* - ECAC North game

1983-84

OVERALL: 16-13

ECAC NAC: 9-5

COACH: John Kuester

CAPTAIN: Gary Plummer

N 26	St. Francis (NY)	H	W	80	58
N 30	Brooklyn (ot)	H	W	77	73
D 2	Bowling Green	H	L	74	77
D 5	Purdue	A	L	65	77
D 10	Connecticut	A	L	74	79
D 22	Hartford	H	W	74	72
D 28	East Carolina	H	W	58	47
J 3	Illinois-Chicago	A	L	70	75
J 5	North Carolina	H	L	54	87
J 10	Siena	A	W	83	69
J 12	George Mason	H	L	82	96
J 14	Vermont *	A	L	59	63
J 18	Colgate				

YEAR-BY-YEAR RESULTS

1986-87

OVERALL: 18-12

ECAC NAC: 12-6

COACH: Mike Jarvis

CAPTAIN: Paul Hendricks

N 28	Drexel	N1	W	105	75
N 29	Clemson	N1	L	77	92
D 4	Massachusetts	A	L	62	65
D 6	Salem State	H	W	89	60
D 9	Connecticut	H	W	80	71
D 11	Colgate *	A	W	78	65
D 19	Texas A & M	N2	W	65	63
D 20	Kentucky	N2	L	69	81
D 30	Syracuse	A	L	67	96
J 2	Siena *	A	L	63	71
J 4	Vermont *	A	W	76	62
J 7	Maine *	H	W	81	57
J 10	Hartford *	H	W	54	45
J 17	Maine *	A	L	62	63
J 19	Drexel *	A	L	73	91
J 24	Hartford *	A	L	57	61
J 26	Colgate *	H	W	88	59
J 29	Niagara *	H	W	95	82
J 31	Canisius *	H	W	59	52
F 3	New Hampshire *	A	W	72	58
F 7	New Hampshire *	H	W	82	58
F 10	Vermont *	H	W	79	72
F 14	Northeastern *	A	L	65	68
F 19	Niagara *	A	L	78	100
F 21	Canisius *	A	W	67	54
F 25	Siena *	H	W	71	50
F 28	Northeastern *	H	L	77	84

ECAC North Atlantic Tournament

M 3	Maine	N3	W	76	57
M 5	Niagara	N4	W	84	82
M 7	Northeastern	N3	L	68	71

(N1) - IPTAY Tournament, at Clemson, SC
(N2) - Kentucky Invitational, at Lexington, KY
(N3) - at Boston, MA
(N4) - at Niagara, NY

1987-88

OVERALL: 23-8

ECAC NAC: 14-4

COACH: Mike Jarvis

CAPTAINS: Drederick Irving, Jeff Timberlake

N 27	Richmond	N1	L	61	66
N 28	Southern California	N1	W	75	53
D 1	Massachusetts	H	W	69	66
D 3	Indiana State	H	W	81	67
D 8	Notre Dame	A	L	49	74
D 10	Bowling Green	A	W	87	67
D 12	Ohio	A	W	89	81
D 22	Illinois State	N2	L	52	61
D 23	Jacksonville	N2	W	75	69
J 6	Colgate *	H	W	75	53
J 9	Vermont *	A	W	93	74
J 14	Niagara *	H	W	83	77
J 16	Hartford *	H	W	80	78
J 21	Canisius *	A	W	76	67
J 23	Niagara *	A	L	77	84
J 26	Siena *	H	W	90	68
J 30	Vermont *	H	W	77	56
F 3	Siena *	A	L	84	89
F 5	Hartford *	A	W	75	71
F 9	New Hampshire *	A	W	99	83
F 13	Northeastern *	H	W	88	69
F 18	Canisius *	H	W	73	67
F 20	New Hampshire *	H	W	79	64
F 23	Maine *	A	L	75	91
F 27	Maine *	H	L	67	70
M 2	Colgate *	A	W	90	61
M 5	Northeastern *	A	W	89	65

ECAC North Atlantic Tournament

M 8	Canisius	N3	W	64	55
M 10	Hartford	N3	W	82	73
M 12	Niagara	N3	W	79	68

NCAA Tournament

M 17	Duke	N4	L	69	85
------	------	----	---	----	----

(N1) - Central Fidelity Classic, at Richmond, Va.
(N2) - Gator Bowl Tournament, at Jacksonville, Fla.
(N3) - at Hartford, Conn.
(N4) - at Chapel Hill, N.C.

1988-89

OVERALL: 21-9

ECAC NAC: 14-4

COACH: Mike Jarvis

CAPTAINS: Tony DaCosta, Jeff Timberlake

N 26	Indiana State	A	L	87	88
N 30	Massachusetts	A	W	80	78
D 3	Ohio	H	W	80	74
D 5	Bowling Green	H	W	81	69
D 7	UCLA	A	L	74	85
D 9	Oregon	N1	L	71	76
D 10	Tennessee Tech	N1	W	84	62
D 29	UNC Charlotte	N2	L	53	76
D 30	Navy	N2	W	75	54
J 4	Siena *	A	L	78	91
J 7	Vermont *	H	W	86	58
J 11	Maine *	H	W	83	68
J 14	Hartford *	H	W	88	75
J 17	Colgate *	A	W	78	58
J 21	Maine *	A	W	64	48
J 27	Hartford *	A	L	60	69
J 30	Colgate *	H	W	83	62
F 2	Niagara *	H	W	81	54

F 4	Canisius *	H	W	80	60
F 8	New Hampshire *	A	W	67	55
F 11	New Hampshire *	H	W	75	59
F 15	Vermont *	A	W	76	65
F 18	Northeastern *	A	W	75	70
F 23	Niagara *	A	L	67	77
F 25	Canisius *	A	L	65	66
M 1	Siena (ot) *	H	W	84	81
M 4	Northeastern *	H	W	81	77

ECAC North Atlantic Tournament

M 7	Niagara	N3	W	96	58
M 9	Northeastern	N3	W	104	84
M 11	Siena	N3	L	67	68

(N1) - Early Season Tournament, at Honolulu, Hawaii
(N2) - Cable Car Classic, at Santa Clara, Calif.
(N3) - at Hartford, Conn.

1989-90

OVERALL: 18-12

NAC: 9-3

COACH: Mike Jarvis

CAPTAIN: Steven Key

N 25	Indiana State	H	W	73	60
N 27	Michigan	H	L	65	73
N 29	Fair. Dickinson (ot)	A	L	76	77
D 2	Massachusetts	H	L	60	76
D 8	East Tennessee State	N1	W	78	73
D 9	Montana	N1	L	64	73
D 23	Cal-Santa Barbara	A	L	68	69
D 27	Oregon State	N2	L	66	86
D 29	Pepperdine	N2	W	64	61
D 30	UNC Charlotte (2ot)	N2	L	83	88
J 4	Drexel	A	W	80	62
J 8	Vermont *	A	W	71	67
J 10	North Carolina State	A	L	70	95
J 17	Colgate *	A	W	68	60
J 20	Maryland	H	W	65	61
J 27	New Hampshire *	A	W	67	51
J 31	Hartford *	A	L	54	55
F 3	Vermont *	H	W	80	66
F 7	Hartford *	H	W	82	67
F 10	Northeastern *	H	W	82	80
F 14	Maryland-Balt. Co.	H	W	85	72
F 17	Colgate *	H	W	86	62
F 21	Maine (ot) *	H	L	70	73
F 25	Maine *	A	W	69	63
F 28	New Hampshire *	H	W	85	77
M 3	Northeastern *	A	L	83	93


North Atlantic Tournament

M 6	New Hampshire	N3	W	63	56
M 7	Colgate	N3	W	85	63
M 10	Vermont	N3	W	75	57


NCAA Tournament

M 15	Connecticut	N3	L	52	76
------	-------------	----	---	----	----

(N1) - Forest Industries Classic, at Missoula, Mont.
(N2) - Far West Classic, at Portland, Ore.
(N3) - at Hartford, Conn.



Drederick Irving departed BU in 1988 as the program's all-time leading scorer with 1,935 points in a then-record 122 appearances.



Paul Hendricks ('87) scored 481 points to lead BU to the 1985 NAC title game. He finished his BU career ranked third in rebounds (805) and fifth in points (1,527).

1990-91

OVERALL: 11-18

NAC: 5-5

COACH: Bob Brown

CAPTAINS: Fred Davy, Reggie Stewart

N 23	Lafayette	N1	L	55	80
N 24	Morgan State	N1	W	86	75
N 28	Fairleigh Dickinson	H	L	62	69
D 4	Maryland-Balt. Co.	A	W	67	58
D 7	Delaware	H	W	74	68
D 10	Michigan	A	L	68	90
D 15	Hartford *	A	L	59	69
D 22	Eastern Michigan	A	L	54	100
D 28	Hofstra (ot)	N2	W	71	70
D 29	Gonzaga	N2	L	63	75
J 2	Duke	A	L	55	109
J 5	George Wash. (2ot)	H	L	87	89
J 12	Indiana State	A	L	65	75
J 16	New Hampshire *	A	W	69	63
J 19	Vermont *	H	W	74	66
J 22	Maryland	A	L	59	85
J 26	Northeastern *	H	L	70	81
J 30	Maine *	H	L	81	88
F 1	Hartford *	H	W	64	54
F 2	Massachusetts	A	L	65	82
F 9	Maine *	A	L	63	84
F 12	North Carolina A & T	H	L	67	73
F 16	New Hampshire (ot) *	H	W	67	64
F 19	Army	A	W	65	49
F 23	Vermont *	A	W	78	70
F 26	Delaware	A	L	69	92
M 2	Northeastern *	A	L	70	77

North Atlantic Tournament

M 5	New Hampshire	N3	W	88	57
M 7	Maine	N4	L	58	71

(N1) - Fleet Classic, at Providence, R.I.
(N2) - Shootout Spokane, at Spokane, Wash.
(N3) - at Boston, Mass.
(N4) - at Orono, Maine

1991-92

OVERALL: 10-18

NAC: 5-9

COACH: Bob Brown

CAPTAINS: Mark Daly, Jason Scott

N 26	Harvard	H	W	85	84
D 4	Long Island Univ.	A	L	83	86
D 7	Eastern Michigan	H	W	70	64
D 13	Indiana	N1	L	47	88
D 14	Tennessee-Martin	N1	W	67	64
D 27	Wyoming	N2	L	75	81
D 28	Appalachian St. (ot)	N2	L	84	90
J 2	Army	H	W	44	42
J 8	Hofstra	A	L	55	59
J 10	George Washington	A	L	62	77
J 13	Massachusetts	H	L	82	84
J 16	Hartford (ot) *	H	W	70	63
J 21	Duke	H	L	85	95
J 24	Delaware *	A	L	57	93
J 25	Drexel *	A	L	77	107
J 30	Maine *	H	L	46	79
F 1	New Hampshire (ot) *	A	W	72	68
F 5	Vermont *	H	W	86	76
F 8	Northeastern *	H	L	68	73
F 11	North Carolina A & T	A	W	91	87

F 13	New Hampshire *	H	W	78	62
F 16	Maine *	A	L	67	83
F 22	Delaware *	H	L	73	89
F 23	Drexel *	H	L	71	77
F 27	Hartford *	A	W	64	55
F 29	Vermont *	A	L	67	79
M 2	Northeastern *	A	L	53	76

North Atlantic Tournament

M 7	Maine	N3	L	51	86
-----	-------	----	---	----	----

(N1) - Indiana Classic, at Bloomington, Ind.
(N2) - Cowboy Shootout, at Casper, Wyo.
(N3) - at Orono, Maine

1992-93

OVERALL: 6-21

NAC: 3-11

COACH: Bob Brown

CAPTAIN: Kevin Harris, Sotiris Manolopoulos, Rick Rosu-Myles

D 1	California-Irvine	H	W	79	76
D 5	Columbia	N1	L	80	83
D 8	Brown	H	L	64	74
D 10	Coastal Carolina (ot)	H	L	78	85
D 16	Long Island	H	L	77	80
D 27	Providence	A	L	61	92
D 30	Duke	A	L	62	106
J 2	Harvard	A	L	59	79
J 5	Massachusetts	A	L	42	90
J 9	Central Connecticut	H	W	76	72
J 14	Hartford *	A	L	67	70
J 16	Vermont (ot) *	A	L	94	97
J 19	Dartmouth	A	L	66	85
J 22	Delaware *	H	L	69	70
J 24	Drexel *	H	L	63	75
J 28	Maine *	A	L	73	78
J 30	New Hampshire *	H	W	76	66
F 2	Hofstra	H	W	71	69
F 6	Northeastern *	H	L	81	88
F 11	New Hampshire *</				



LeVar Folk ('99) finished first all-time at BU in steals (200), second in minutes played (3,674) and third in assists (519).

1994-95

OVERALL: 15-16

NAC: 7-9

COACH: Dennis Wolff

CAPTAINS: Dave Stiff, Dave Wallace

N 25 Rider	H	W	80	78
N 29 Providence	A	L	53	78
D 2 Army	H	W	103	83
D 5 North Texas State	H	W	87	65
D 10 Kentucky	A	L	49	90
D 12 Fordham	A	W	65	52
D 22 Harvard	H	W	71	63
D 29 Hawaii	N1	L	63	77
D 30 Duke	N1	L	54	73
D 31 Oklahoma	N1	L	70	75
J 5 Maryland-Balt. Co.	A	L	57	60
J 9 Niagara	A	W	56	51
J 12 Hartford *	A	L	70	80
J 14 Vermont *	A	L	70	79
J 20 Delaware *	H	W	55	54
J 22 Drexel *	H	L	51	63
J 26 Maine *	A	W	67	61
J 28 New Hampshire *	H	W	88	73
J 30 Holy Cross	A	W	67	54
F 2 Hofstra *	A	L	56	58
F 4 Northeastern *	H	L	63	83
F 9 New Hampshire *	A	L	60	73
F 11 Maine *	H	L	53	54
F 15 Hofstra *	H	W	63	37
F 17 Drexel *	A	L	70	79
F 19 Delaware (ot) *	A	W	76	72
F 23 Hartford *	H	W	65	51
F 25 Vermont *	H	W	68	59
F 28 Northeastern *	A	L	59	65

North Atlantic Tournament

M 2 Hartford	N2	W	69	59
M 4 Drexel	N2	L	53	62

(N1) - Rainbow Classic, at Honolulu, Hawaii
(N2) - at Hartford, Conn.

1995-96

OVERALL: 18-11

AMERICA EAST: 13-5

COACH: Dennis Wolff

CAPTAINS: Tunji Awojobi, Steve Ehretzman, Jim Schwartz

N 25 Rider	A	L	62	64
N 30 Holy Cross	H	L	54	57
D 8 Maine *	A	L	60	62
D 10 New Hampshire *	H	W	70	67
D 13 Maryland-Balt. Co.	H	W	70	56
D 21 Harvard	H	W	72	60
D 23 Providence	A	L	74	80
D 28 Pepperdine	N1	W	75	61
D 29 New Mexico	N1	L	85	95
J 4 Hartford *	A	W	75	68
J 6 Vermont *	H	W	69	55
J 9 North Carolina State	A	L	68	78
J 11 Delaware *	A	L	50	62
J 13 Towson *	A	L	71	93
J 18 Hofstra *	H	W	73	61
J 20 Drexel *	H	L	47	67
J 23 Northeastern *	H	W	63	59
J 26 Drexel *	A	W	76	74
J 28 Hofstra *	A	W	86	71
F 1 Delaware (ot) *	H	W	82	75
F 4 Towson *	H	W	68	56
F 8 Hartford *	H	W	79	65
F 10 Vermont *	A	L	72	75

F 17 Northeastern *	A	W	77	56
F 22 Maine *	H	W	79	62
F 24 New Hampshire *	A	W	80	69

America East Tournament

M 2 Northeastern	N2	W	69	54
M 3 Maine	N2	W	66	64
M 8 Drexel	N3	L	67	76

(N1) - Lobo Classic, at Albuquerque, N.M.

(N2) - at Newark, Del.

(N3) - at Philadelphia, Pa.

1996-97

OVERALL: 25-5

AMERICA EAST: 17-1

COACH: Dennis Wolff

CAPTAINS: Tunji Awojobi, B.J. Fearington, James Schwartz

N 22 Florida A & M	N1	W	85	54
N 23 George Washington	N1	L	68	73
N 30 East Carolina	N2	W	68	66
D 6 Towson *	A	W	81	63
D 8 Delaware *	A	W	58	56
D 10 Harvard	A	W	80	72
D 12 Texas Christian	A	L	80	81
D 23 Rhode Island	A	L	61	69
D 27 Loyola	N3	W	71	51
D 28 South Florida	N3	W	65	49
J 2 New Hampshire *	A	W	61	54
J 4 Maine (ot) *	H	W	67	62
J 10 Hofstra *	H	W	70	65
J 12 Drexel (ot) *	H	W	71	67
J 16 Hartford *	A	W	61	49
J 18 Vermont *	A	W	69	68
J 21 Northeastern *	H	W	59	48
J 24 Delaware (ot) *	H	W	79	72
J 26 Towson *	H	W	78	69
F 1 Northeastern *	A	W	70	52
F 7 Hofstra *	A	W	70	58
F 9 Drexel *	A	L	42	73
F 13 Vermont *	H	W	61	56
F 15 Hartford *	H	W	69	66
F 20 New Hampshire *	H	W	63	60
F 23 Maine *	A	W	57	50

America East Tournament

M 1 Maine	N4	W	67	49
M 2 Delaware	N4	W	69	65
M 7 Drexel	N5	W	68	61

NCAA Tournament

M 14 Tulsa	N6	L	52	81
------------	----	---	----	----

(N1) - Red Auerbach Colonial Classic, at Washington, D.C.
(N2) - at Halifax, Nova Scotia
(N3) - Christmas Shootout, at Tampa, Fla.
(N4) - at Newark, Del.
(N5) - at Case Gym, Boston, Mass.
(N6) - at Kansas City, Mo.

1997-98

OVERALL: 19-11

AMERICA EAST: 12-6

COACH: Dennis Wolff

CAPTAIN: Joey Beard

N 17 Connecticut	N1	L	54	68
N 25 American	A	W	58	56
N 30 Rhode Island	H	L	63	86
D 6 Alabama	H	L	53	61
D 10 Harvard	H	W	74	57
D 12 UNC Charlotte	A	W	73	71
D 22 Manhattan	A	W	60	59
D 27 Eastern Michigan	N2	L	69	72
D 28 La Salle	N2	W	77	65
J 2 Maine *	H	W	79	64
J 4 New Hampshire *	H	W	76	61
J 8 Vermont *	A	L	55	59
J 10 Hartford *	A	L	58	65
J 16 Hofstra *	H	W	80	67
J 18 Drexel *	H	W	69	62
J 22 Towson *	A	W	67	45
J 25 Delaware *	A	L	54	68
J 29 Drexel (ot) *	A	L	73	80
J 31 Hofstra *	A	L	84	92
F 3 Northeastern *	A	L	77	81
F 5 Hartford *	H	W	84	72
F 8 Vermont *	H	W	78	67
F 12 Maine *	A	W	70	69
F 14 New Hampshire *	A	W	79	66
F 17 Northeastern *	H	W	83	79
F 19 Towson *	H	W	69	63
F 21 Delaware *	H	W	67	77

America East Tournament

F 28 Northeastern	N3	W	87	77
M 1 Drexel	N3	W	53	51
M 7 Delaware	N3	L	58	66

(N1) - Chase Preseason NIT, at Storrs, CT

(N2) - Arizona State / Tribune Classic, at Tempe, AZ

(N3) - at Newark, DE

1998-99

OVERALL: 9-18

AMERICA EAST: 5-13

COACH: Dennis Wolff

CAPTAINS: Walter Brown, LeVar Folk

N 17 UNC Charlotte	H	L	50	65
N 22 Alabama	A	L	52	75
N 27 Miami (Ohio)	N1	L	53	70
N 30 American	H	W	58	56
D 5 Northeastern *	A	L	67	68
D 8 Harvard	A	W	68	64

D 22 Manhattan	H	W	66	46
D 28 Colorado	N2	L	51	88
D 29 Canisius	N2	W	80	58
J 3 Towson *	A	W	66	58
J 5 Delaware (ot) *	A	L	74	75
J 10 Maine *	H	L	66	80
J 12 New Hampshire *	H	W	84	49
J 15 Drexel *	A	L	67	80
J 17 Hofstra *	A	L	50	66
J 22 Vermont (ot) *	H	L	67	73
J 24 Hartford *	A	L	51	73
J 29 Towson *	H	W	73	43
J 31 Delaware *	H	L	60	78
F 4 New Hampshire *	A	W	63	52
F 6 Maine *	A	L	73	85
F 10 Northeastern (ot) *	H	L	81	84
F 13 Hofstra *	H	L	55	58
F 15 Drexel *	H	L	57	69
F 19 Vermont *	A	W	68	54
F 21 Hartford *	H	L	78	86

America East Tournament

F 26 Towson	N3	L	58	71
-------------	----	---	----	----

(N1) - at Halifax, Nova Scotia
(N2) - Bobcat Classic, at Bozeman, Mont.
(N3) - at Newark, Del.

1999-00

OVERALL: 7-22

AMERICA EAST: 5-13

COACH: Dennis Wolff

CAPTAINS: Jean Avebe, Mike Costello

N 19 Northern Illinois	N1	L	65	78
N 20 Radford	N1	L	50	70
N 22 James Madison (ot)	A	L	79	91
N 30 Providence	A	L	70	85
D 2 Massachusetts	A	L	51	70
D 7 Harvard	H	W	58	57
D 9 Maine *	H	L	54	76
D 11 New Hampshire *	H	W	61	51
D 28 California	N2	L	45	76
D 29 Portland State	N2	L	58	62
J 2 Hofstra *	A	L	46	74
J 4 Drexel *	A	L	50	58
J 8 Northeastern *	H	W	62	45
J 11 Liberty	H	L	59	60
J 14 Delaware *	H	L	59	62
J 16 Vermont (ot) *	H	L	52	54
J 21 Hartford *	A	L	60	68
J 23 Vermont (2ot) *	A	L	85	86
J 28 Drexel (ot) *	H	L	61	62
J 30 Hofstra *	H	L	49	64
F 10 Delaware *	A	L	77	87
F 12 Towson *	A	L	57	71
F 15 Northeastern *	A	W	58	55
F 17 Vermont *	H	L	62	90
F 19 Hartford *	H	W	75	64
F 24 New Hampshire *	A	W	60	58
F 27 Maine *	A	L	54	76

America East Tournament

M 3 Northeastern	N3	W	83	57
M 4 Hofstra	N3	L	62	80

(N1) - Doral/Florida Intl. Tournament, at Miami, Fla.
(N2) - Golden Bear Classic, at Berkeley, Calif.
(N3) - at Newark, Del.

2000-01

OVERALL: 14-14

AMERICA EAST: 9-9

COACH: Dennis Wolff

CAPTAINS: Billy Collins, Stijn Dhondt

N 17 St. Peter's College	A	W	77	64
N 21 Liberty	A	W	55	54
N 24 Quinnipiac	N1	W	66	60
N 25 George Washington	N1	L	76	92
D 5 Harvard	A	L	60	76

D 9 Northeastern *	A	W	79	72
D 12 Maine *	A	W	79	67
D 14 Massachusetts	N2	L	52	68
D 21 James Madison	H	W	83	72
D 28 Providence	A	L	48	73
J 2 New Hampshire *	A	L	59	68
J 5 Hofstra *	H	W	74	70
J 7 Drexel *	H	L	62	74
J 11 Towson *	A	L	63	66
J 13 Delaware *	A	L	59	68
J 20 Vermont *	H	W	58	54
J 22 Hartford *	H	W	69	42
J 26 Drexel *	A	L	71	80
J 28 Hofstra *	A	L	56	77
F 3 Northeastern *	H	L	71	74
F 8 Towson *	H	W	96	59
F 9 Delaware *	H	L	55	75
F 15 Hartford *	A	W	74	46
F 17 Vermont *	A	L	75	89
F 20 Holy Cross	H	W	60	51
F 23 New Hampshire *	H	W	77	52
F 25 Maine *	H	W	76	74

America East Tournament

M 3 Maine (ot)	N3	L	83	87
----------------	----	---	----	----

(N1) - George Washington Tournament, at Washington, D.C.
(N2) - Walter Brown Arena, at Boston, Mass.
(N3) - Newark, Del.

2001-02

OVERALL: 22-10

AMERICA EAST: 13-3

COACH: Dennis Wolff

CAPTAINS: Billy Collins, Stijn Dhondt, Mark Michalek

N 13 New Orleans	N1	W	69	63
N 14 #8 Iowa	N1	L	61	90
N 18 #17 Boston College	A	L	65	82
N 25 St. Peter's	H	W	70	58
N 28 George Washington	A	L	76	79
D 1 Holy Cross	A	W	61	49
D 4 Harvard	H	W	51	41
D 8 Columbia	A	L	47	68
D 12 Dartmouth	H	W		

YEAR-BY-YEAR RESULTS



2003 and 2005 First Team All-America East forward Rashad Bell finished with 1,367 points as a Terrier. He ranks second all-time at BU with 114 blocks.

2002-03

OVERALL: 20-11

AMERICA EAST: 13-3

COACH: Dennis Wolff

CAPTAINS: Billy Collins, Kevin Fitzgerald, Matt Turner

N 18	Stanford	N1	L	57	61
N 23	Columbia	H	W	66	37
N 26	Boston College	A	L	61	80
N 30	Dartmouth	A	W	65	53
D 3	Harvard	A	W	68	61
D 5	St. Joseph's	A	L	49	71
D 11	George Washington	H	L	55	68
D 13	Ohio	H	W	78	57
D 21	Cleveland State	A	L	56	70
D 28	Florida State	N2	W	84	69
D 30	Arizona	N2	L	71	85
J 4	Binghamton * (ot)	H	W	70	65
J 8	Albany *	A	W	66	63
J 11	Vermont *	H	W	65	62
J 15	Stony Brook *	H	W	81	66
J 18	Hartford *	A	W	59	58
J 22	New Hampshire *	A	W	94	64
J 25	Northeastern *	H	L	69	72
J 29	Maine *	A	W	63	53
F 5	Albany *	H	W	78	50
F 9	Binghamton *	A	W	85	82
F 11	Stony Brook *	A	L	67	73
F 15	Hartford * (ot)	H	W	65	59
F 19	Maine *	H	W	65	54
F 22	Vermont *	A	L	53	60
F 26	New Hampshire *	H	W	76	62
M 2	Northeastern *	A	W	76	65

America East Tournament

M 9	New Hampshire	N3	W	75	61
M 10	Northeastern	N3	W	71	61
M 15	Vermont	N4	L	55	56

NIT

M 19	St. John's	A	L	57	62
(N1)	- Pre-season NIT, Palo Alto, Calif.				
(N2)	- Fiesta Bowl Classic, Tucson, Ariz.				
(N3)	- Walter Brown Arena, Boston, Mass.				
(N4)	- Case Gym, Boston, Mass.				

2003-04

OVERALL: 23-6

AMERICA EAST: 17-1

COACH: Dennis Wolff

CAPTAINS: Ryan Butt, Kevin Fitzgerald, Jason Grochowalski, Matt Turner

N 22	Holy Cross	A	L	57	59
N 25	#13 Saint Joseph's	H	L	56	71
N 29	Boston College	A	L	44	67
D 1	Youngstown State	H	W	83	61
D 3	Ohio (2ot)	A	W	67	64
D 9	Harvard	H	W	86	42
D 22	Cleveland State	H	W	64	62
D 28	Fordham	A	W	60	52
D 30	Michigan (ot)	A	W	61	60
J 2	New Hampshire *	H	W	56	51
J 4	Albany *	A	W	79	62
J 7	Hartford *	A	W	59	48
J 10	Binghamton *	H	W	63	59
J 14	UMBC *	A	W	59	55
J 17	Vermont *	H	L	57	59
J 21	Maine *	H	W	71	65
J 24	Northeastern *	A	W	76	74
J 28	Stony Brook *	A	W	66	56
F 1	Albany *	H	W	67	55
F 4	New Hampshire *	A	W	70	50
F 7	Hartford *	H	W	78	45
F 12	UMBC *	H	W	71	59
F 15	Vermont *	A	W	80	70

F 18	Maine *	A	W	64	53
F 22	Northeastern *	H	W	82	68
F 26	Stony Brook *	H	W	75	64
F 29	Binghamton *	A	W	69	53

America East Tournament

M 6	Stony Brook	N1	L	58	62
M 17	Rhode Island	A	L	52	80
(N1)	- Walter Brown Arena, Boston, Mass.				

2004-05

OVERALL: 20-9

AMERICA EAST: 14-4

COACH: Dennis Wolff

CAPTAINS: Rashad Bell, Chaz Carr, Shaun Wynn

N 20	Holy Cross	H	L	48	58
N 24	Fordham	H	W	66	51
N 27	Youngstown St.	A	W	71	55
N 30	Rhode Island	A	W	73	68
D 4	New Hampshire *	A	W	65	52
D 7	Harvard	A	W	92	55
D 11	Boston College	A	L	74	80
D 14	Michigan	A	W	63	52
D 23	Canisius	H	W	62	45
D 28	Massachusetts	A	L	65	67
J 2	Albany *	A	W	72	69
J 6	Hartford *	H	W	73	22
J 9	Binghamton *	H	W	69	54
J 13	UMBC *	H	W	67	51
J 16	Vermont *	A	L	58	69
J 19	Northeastern *	A	L	75	77
J 22	Stony Brook *	A	W	65	47
J 26	New Hampshire *	H	W	79	63
J 30	Albany * (ot)	H	W	48	47
F 2	Maine *	A	W	52	43
F 5	Hartford *	A	W	65	46
F 9	UMBC *	A	W	61	51
F 12	Vermont *	H2	W	61	55
F 16	Stony Brook *	H	W	57	50
F 20	Northeastern *	H2	L	48	63
F 24	Maine *	H	W	66	50
F 27	Binghamton *	A	L	48	65

America East Tournament

M 5	Maine	N1	L	45	47
M 16	Georgetown	A	L	34	64
(H2)	- Agganis Arena, Boston, Mass.				
(N1)	- Events Center, at Vestal, N.Y.				

2005-06

OVERALL: 12-16

AMERICA EAST: 9-7

COACH: Dennis Wolff

CAPTAINS: Shaun Wynn, Kevin Gardner

N 14	#1 Duke	A	L	47	64
N 22	Michigan	H2	L	46	51
N 26	Rider	A	L	64	71
N 29	Rhode Island	H2	L	38	48
D 2	#22 George Washington	A	L	62	75
D 6	Harvard	H	W	72	63
D 8	New Hampshire *	H	W	67	46
D 10	Maine *	A	W	58	55
D 12	Massachusetts	A	L	45	64
D 22	Canisius	A	W	69	56
D 28	Bucknell	N1	L	57	63
D 29	UC Riverside	N1	W	80	69
J 2	Holy Cross	A	L	55	57
J 5	UMBC * (ot)	A	L	64	65
J 12	Albany *	H	L	47	53
J 15	Binghamton *	H	L	47	48
J 19	Stony Brook *	A	W	73	65
J 22	Vermont *	H2	W	43	41

J 25	Hartford *	H	W	54	40
J 29	Maine *	H2	L	51	53
F 1	New Hampshire *	A	L	54	63
F 4	Albany *	A	L	60	71
F 8	UMBC *	H	W	59	47
F 14	Binghamton *	A	L	51	74
F 19	Stony Brook *	H	W	73	68
F 23	Vermont * (ot)	A	W	69	64
F 26	Hartford *	A	W	84	71

America East Tournament

M 4	Vermont	N2	L	61	64
(H2)	- Agganis Arena, Boston, Mass.				
(N1)	- Cable Car Classic, at Santa Clara, Calif.				
(N2)	- Events Center, at Vestal, N.Y.				

2006-07

OVERALL: 12-18

AMERICA EAST: 8-8

COACH: Dennis Wolff

CAPTAINS: Brian Macon, Omari Peterkin

N 10	George Washington	H2	L	57	70
N 14	Harvard	A	W	78	74
N 18	Rider	H	L	60	66
N 21	Northeastern	A	L	54	73
N 25	Manhattan	A	W	74	65
N 27	Saint Joseph's	A	L	39	55
D 2	St. Bonaventure	A	W	74	46
D 6	Massachusetts	H2	L	54	56
D 22	Rhode Island	A	L	51	65
D 28	St. John's (ot)	N1	L	44	45
D 29	Saint Joseph's	N1	L	53	58
J 3	Holy Cross (ot)	H	L	70	73
J 6	Hartford (2ot) *	A	L	75	80
J 9	Maine *	H	W	65	63
J 11	Binghamton *	A	W	61	49
J 13	New Hampshire *	H	W	53	29
J 18	Stony Brook (ot) *	A	L	62	68
J 21	UMBC *	H	W	59	53
J 24	Albany *	H	L	50	52
J 31	Maine *	A	W	66	55
F 3	Hartford *	H	W	59	51
F 5	Vermont *	A	L	63	72
F 8	Binghamton *	A	W	66	54
F 11	New Hampshire *	A	L	55	60
F 15	Stony Brook *	H	W	68	55
F 18	UMBC *	A	L	63	67
F 22	Vermont *	H	L	55	57
F 25	Albany *	A	L	73	63

America East Tournament

M 3	Binghamton	H2	W	62	58
M 4	Albany	H2	L	49	59
(N1)	- Aeropostale Holiday Festival, New York, N.Y.				
(H2)	- Agganis Arena, Boston, Mass.				

2007-08

OVERALL: 14-17

AMERICA EAST: 9-7

COACH: Dennis Wolff

CAPTAINS: Tyler Morris, Matt Wolff

N 9	St. Bonaventure	H	W	69	57
N 14	George Washington	A	L	56	69
N 17	Saint Joseph's	H2	L	48	57
N 19	Northeastern	H	L	58	65
N 25	Marshall	A	L	47	70
N 27	#11 Pittsburgh	A	L	53	80
D 1	Manhattan	H	L	65	72
D 4	Harvard	H	W	79	72
D 11	Yale	A	W	76	67
D 22	Delaware	A	L	55	73
D 29	Massachusetts	A	L	61	70
J 2	Holy Cross	A	L	62	65
J 6	Binghamton *	A	L	49	69

J 9	New Hampshire *	H	W	82	72
J 12	Hartford *	A	L	57	66
J 16	Albany *	H	L	63	70
J 19	Stony Brook *	A	W	59	52
J 22	UMBC *	H	L	40	62
J 25	Vermont *	H2	L	57	70
J 30	Maine *	A	W	56	49
F 2	New Hampshire *	A	W	67	52
F 9	Stony Brook *	H	W	64	60
F 12	Binghamton *	H	W	79	53
F 14	Vermont *	A	W	59	58
F 17	UMBC *	A	L	73	76
F 20	Maine *	H	W	73	54
F 23	St. Peter's	A2	W	67	64
F 28	Hartford *	H	W	97	66
M 2	Albany *	A	L	64	76

America East Tournament

M 8	Albany (ot)	N1	W	62	58
M 9	Hartford	N1	L	52	59
(H2)	- Agganis Arena, Boston, Mass.				
(A2)	- O'Reilly/ESPN Bracketbusters				
(N1)	- Events Center, at Vestal, NY				

2008-09

OVERALL: 17-13

AMERICA EAST: 11-5

COACH: Dennis Wolff

CAPTAINS: Marques Johnson, Corey Lowe, Tyler Morris, Matt Wolff

N 14	George Washington (ot)	H2	L	58	63
N 18	Bucknell (ot)	A	W	71	68
N 22	St. Peter's	H	W	67	62
N 25	Northeastern	A	W	83	75
N 29	Mount St. Mary's	A	L	69	78
D 3	Harvard	A	W	75	59
D 6	Marshall	H2	L	80	84
D 10	Yale	H	W	55	43
D 13	#12 Notre Dame	A	L	67	74
D 21	Delaware	H	L	68	70
D 29	Cornell	A	L	59	89
J 2	Holy Cross	H2	L	49	68
J 8	Albany *	A	L	61	62
J 11	New Hampshire *	H	W	68	37
J 14	Vermont *	H2	L	56	70
J 17	Binghamton *	A	W	81	64
J 19	Stony Brook * (4ot)	H	W	99	97
J 22	UMBC * (2ot)	H			

2009-10

OVERALL: 21-14

AMERICA EAST: 11-5

COACH: Patrick Chambers

CAPTAINS: Scott Brittain, Corey Lowe, Tyler Morris, Carlos Strong

N 13	Iona	A	L	73	82
N 17	George Washington	H2	L	59	69
N 19	Kansas State	N1	L	70	80
N 20	Indiana	N1	W	71	67
N 22	#21 Georgia Tech	N1	L	67	85
N 25	Northeastern (ot)	H	W	69	64
N 29	Harvard	H	L	70	78
D 2	#13 Connecticut	A	L	64	92
D 6	Bucknell	H2	W	63	53
D 12	Marist	A	W	88	72
D 22	Mount St. Mary's	H	W	86	77
D 29	Dayton	A	L	60	74
J 2	Stony Brook *	H	L	75	84
J 7	New Hampshire *	A	W	60	56
J 9	Hartford *	A	W	84	70
J 12	UMBC *	H	W	75	63
J 14	Binghamton *	A	W	63	55
J 17	Vermont *	A	L	58	78
J 19	ALBANY *	H2	W	79	58
J 24	UMBC *	A	W	79	61
J 27	Maine *	A	L	54	56
J 30	Stony Brook *	A	L	55	71
F 4	New Hampshire *	H2	W	69	47
F 6	Albany *	A	W	68	53
F 9	Vermont *	H2	L	75	76
F 13	Hartford *	H	W	58	55
F 17	Binghamton *	H2	W	93	51
F 20	Delaware	A2	W	78	65
F 27	Maine *	H	W	76	56

America East Tournament

M 6	Hartford	N2	W	87	46
M 7	Stony Brook	N2	W	70	63
M 13	Vermont	N3	L	70	83

College Basketball Invitational

M 17	Oregon State	A	W	96	78
M 22	Morehead State (ot)	H	W	91	89
M 24	VCU	A	L	75	88

(H2) - Agganis Arena, Boston, Mass.
 (A2) - ESPNU Bracketbusters
 (N1) - O'Reilly Auto Parts Puerto Rico Tip-Off
 (N2) - Chase Arena, West Hartford, Conn.
 (N3) - Patrick Gym, Burlington, Vt.

2010-11

OVERALL: 21-14

AMERICA EAST: 12-4

COACH: Patrick Chambers

CAPTAINS: Matt Griffin, Pat Hazel, Jake O'Brien

N 12	Northeastern	A	L	64	66
N 16	George Washington	N1	W	76	67
N 17	#6 Villanova	A2	L	66	82
N 19	Marist	H	W	58	37
N 22	Hampton	N2	L	50	51
N 23	Nevada	N2	W	66	57
N 27	Cornell	H	W	66	61
N 30	#10 Kentucky	A	L	57	91
D 4	Bucknell	A	L	49	52
D 9	La Salle	H2	L	81	84
D 11	Harvard	A	L	71	87
D 21	St. Joseph's	H2	W	85	79
D 29	Quinnipiac	H	L	81	82
D 31	Massachusetts	A	L	54	71
J 2	Maine *	A	L	52	65
J 4	New Hampshire *	H	W	61	54
J 9	Vermont *	H	W	74	65
J 15	Albany *	A	W	70	67
J 17	UMBC *	A	L	67	71
J 20	Stony Brook *	H	W	67	62
J 22	Hartford *	A	L	55	59

J 26	Binghamton *	H2	W	71	66
J 29	New Hampshire *	A	L	48	60
F 1	Maine *	H2	W	88	78
F 4	Stony Brook *	A	W	62	49
F 10	Albany *	N3	W	63	44
F 12	Hartford *	H	W	61	50
F 15	UMBC *	H2	W	85	53
F 19	Canisius	H3	W	70	62
F 24	Binghamton *	A	W	53	51
F 27	Vermont * (ot)	A	W	66	64

America East Tournament

M 5	New Hampshire	N4	W	69	60
M 6	Hartford	A	W	55	49
M 12	Stony Brook	H2	W	56	54

NCAA Tournament

M 18	#1 Kansas	N5	L	53	72
------	-----------	----	---	----	----

(H2) - Agganis Arena, Boston, Mass.
 (H3) - ESPN Bracketbusters at Agganis Arena
 (N1/A2) - NIT Season Tip-Off, at Villanova, Pa.
 (N2) - NIT Season Tip-Off at George Washington
 (N3) - Madison Square Garden, New York, N.Y.
 (N4) - Chase Arena, West Hartford, Conn.
 (N5) - BOK Center, Tulsa, Okla.

2011-12

OVERALL: 16-16

AMERICA EAST: 12-4

COACH: Joe Jones

CAPTAINS: Matt Griffin, Patrick Hazel, Jake O'Brien

N 11	Northeastern (ot)	H	L	74	82
N 13	Texas	A2	L	46	82
N 20	Cornell	A	L	66	71
N 25	Cleveland State	N1	L	62	63
N 26	Rhode Island	A3	W	70	64
N 27	Hofstra	N1	W	68	61
N 30	Delaware	H	W	73	67
D 3	Boston College	A	W	75	61
D 7	Saint Joseph's	A	L	68	75
D 10	#24 Harvard	H2	L	52	76
D 13	Villanova	A4	L	43	68
D 22	Bucknell	H	L	61	75
D 29	La Salle	A	L	53	70
D 31	Quinnipiac	A	L	53	59
J 5	Vermont *	A	L	69	83
J 8	Binghamton *	H	W	68	49
J 11	Maine *	A	W	77	68
J 14	Stony Brook *	H	W	61	55
J 16	Albany *	H2	W	70	57
J 19	New Hampshire *	A	W	52	50
J 22	Hartford *	A	W	65	46
J 24	UMBC *	H	W	83	48
J 27	Stony Brook *	A	L	57	66
F 1	Vermont *	H2	L	67	68
F 4	Binghamton *	A	W	68	53
F 6	Albany *	A	W	81	78
F 9	Maine *	H	W	67	54
F 15	New Hampshire *	H	L	54	56
F 19	Loyola (Md.)	A5	L	56	69
F 22	UMBC *	A	W	73	52
F 25	Hartford *	H	W	64	55

America East Tournament

M 3	Hartford	N2	L	49	53
-----	----------	----	---	----	----

(H2) - Agganis Arena, Boston, Mass.
 (A2) - TicketCity Legends Classic, at Austin, Texas
 (A4) - Wells Fargo Center, Philadelphia, Pa.
 (A5) - ESPN Bracketbusters
 (N1/A3) - TicketCity Legends Classic, at Kingston, R.I.
 (N2) - Chase Arena, West Hartford, Conn.

2012-13

OVERALL: 17-13

AMERICA EAST: 11-5

COACH: Joe Jones

CAPTAINS: D.J. Irving, Dom Morris, Travis Robinson

N 9	Northeastern	A	L	64	65
-----	--------------	---	---	----	----



Trailing by 15 with 16:47 left in the 2011 America East title game at Agganis Arena, 2011 America East Player of the Year John Holland scored 14 straight points over a six minute span and later hit two free throws with 2.4 seconds left to give BU a thrilling 56-54 win. Holland departed BU as just the second in program history to reach the 2,000-point milestone and the school record holder in game appearances (129) and minutes played (4,195). He finished second in points (2,212), tied-for first in steals (200) and sixth in rebounds (725).

N 12	Canisius	A	L	75	83
N 17	George Washington	H	L	59	72
N 20	Rutgers	A	L	79	81
N 24	George Mason	A	L	45	48
N 28	Coastal Carolina	H	W	74	44
D 1	St. Peter's	A	W	74	66
D 6	Coastal Carolina	A	W	69	63
D 11	Harvard	A	L	64	65
D 16	Quinnipiac (ot)	H	W	69	62
D 22	Cornell	H	W	70	57
D 28	Belmont	N1	L	48	64
D 29	Howard	N1	W	71	44
J 2	Maine *	A	L	58	63
J 5	Hartford *	H	L	74	77
J 8	Vermont *	H	W	63	53
J 12	Binghamton *	H	W	83	59
J 15	Stony Brook *	A	L	48	75
J 19	New Hampshire *	A	W	69	59
J 23	Albany * (ot)	A	W	85	80
J 26	UMBC *	H	W	81	75
F 2	Hartford *	A	L	58	66
F 5	Maine *	H	W	79	72
F 9	Binghamton *	A	W	79	58
F 12	Vermont *	A	W	64	59
F 17	New Hampshire *	H	W	68	56
F 20	Albany *	H	W	69	59
F 23	UMBC *	A	W	68	59
F 28	Stony Brook *	H2	L	55	71

America East Tournament

Banned due to upcoming move to the Patriot League

CollegeInsider.com Postseason Tournament

M 19	Loyola Maryland	A	L	63	70
------	-----------------	---	---	----	----

(H2) - Agganis Arena, Boston, Mass.
 (N1) - UCF Holiday Tournament, at Orlando, Fla.

2013-14

OVERALL: 24-11

PATRIOT LEAGUE: 15-3

COACH: Joe Jones

CAPTAINS: D.J. Irving, Dom Morris, Travis Robinson

N 10	Northeastern	N1	W	72	69
N 13	UMass Lowell	H	W	91	65
N 17	#19 UConn	A2	L	60	77
N 22	Eastern Washington	N2	L	68	80
N 23	UC Irvine	A3	W	74	68
N 24	LIU Brooklyn	N2	W	72	57
N 30	St. Peter's	H	W	66	65

D 2	Quinnipiac	A	W	69	66
D 7	Harvard (ot)	H	L	68	79
D 11	George Washington	A	L	60	70
D 15	Norfolk State (ot)	H	L	82	86
D 21	Maryland	A	W	83	77
D 29	Saint Joseph's	A	L	67	73
J 2	Holy Cross *	H2	W	70	60
J 5	Lehigh *	A	W	67	66
J 7	Navy *	H2	W	55	32
J 11	Lafayette *	A	W	89	78
J 15	Colgate *	H2	W	66	58
J 20	Loyola Maryland *	H2	W	72	58
J 22	American *	A	L	56	86
J 25	Bucknell *	A	W	64	61
J 29	Army * (ot)	H2	W	86	81
F 1	Lehigh * (ot)	H2	L	80	82
F 5	Navy *	A	W	61	48
F 8	Lafayette *	H2	W	88	54
F 12	Colgate *	A	W	76	74
F 15	Loyola Maryland *	A	W	87	72
F 19	American *	H2	W	71	62
F 23	Bucknell *	H2	L	53	63
F 26	Army *	A	W	71	70
M 1	Holy Cross *	A	W	68	64

Patriot League Tournament

M 5	Lafayette	H2	W	91	54
M 8	Army	H2	W	91	70
M 12	American	H2	L	36	55

National Invitation Tournament

M 19	Illinois	H2	L	62	66
------	----------	----	---	----	----

(H2) - Agganis Arena, Boston, Mass.
 (N1) - Coaches vs. Cancer Tripleheader, at TD Garden
 (A2) - 2K Sports Classic Regional Round, at Storrs, Conn.
 (N2/A3) - 2K Sports Classic Subregional at Irvine, Calif.

2014-15

OVERALL: 13-17

PATRIOT LEAGUE: 9-9

COACH: Joe Jones

CAPTAINS: Justin Alston, Nate Dieudonne, John Papale

N 16	Northeastern	N1	L	65	71
N 19	Norfolk State	A	W	71	63
N 21	#1 Kentucky	A	L	65	89
N 25	New Hampshire	A	L	68	75
N 30	UMass Lowell	H	L	59	69
D 3	Binghamton	H	W	77	65
D 6	St. Peter's	H	L	59	70
D 8	Harvard	A	L	56	70
D 14	Quinnipiac	H	W	71	68
D 20	Dayton	A	L	62	78
D 29	Wentworth	H	W	69	46
D 31	Holy Cross * (ot)	A	W	75	72
J 3	Lehigh *	H	W	75	56
J 7	Navy *	A	W	70	64
J 10	Lafayette *	H2	L	62	63
J 14	Colgate *	A	L	53	62
J 18	Loyola Maryland * (ot)	A	L	86	91
J 21	American *	H2	W	59	54
J 24	Bucknell *	H2	L	77	92
J 29	Army *	A	L	67	71
J 31	Lehigh *	A	L	86	89
F 4	Navy *	H2	W	62	59
F 9	Lafayette *	A	W	74	60
F 11	Colgate *	H2	L	69	76
F 14	Loyola Maryland *	H2	W	73	60
F 18	American *	A	W	61	53
F 22	Bucknell *	A	L	69	78
F 25	Army *	H2	A	63	57
F 28	Holy Cross *	H2	L	70	77</

YEAR-BY-YEAR RESULTS

2015-16

OVERALL: 19-15

PATRIOT LEAGUE: 11-7

COACH: Joe Jones

CAPTAINS: Justin Alston, Nate Dieudonne,

John Papale

N 13	Northeastern (ot)	H	L	84	87
N 16	Albany %	H	W	69	64
N 19	NJIT %	A	L	76	90
N 21	South Florida %	A	W	78	66
N 24	#1 Kentucky %	A	L	62	82
N 28	Binghamton	A	W	75	65
D 2	Massachusetts	A	L	69	99
D 8	Harvard	H	L	69	75
D 10	UMass Lowell	A	W	80	60
D 13	Quinnipiac	A	W	64	57
D 19	Canisius	A	L	68	84
D 21	New Hampshire	H	W	78	74
D 28	Kean	H	W	86	53
D 30	Holy Cross *	A	L	64	80
J 2	Lehigh *	A	L	73	81
J 6	Navy *	H	L	67	83
J 9	Lafayette *	H	W	68	47
J 13	American *	A	W	61	50
J 18	Loyola Maryland * (ot)	H	W	87	84
J 20	Colgate *	A	L	78	85
J 23	Bucknell *	H	L	71	74
J 27	Army West Point *	A	W	76	67
J 31	Lehigh *	H	W	75	73
F 3	Navy *	A	W	83	72
F 6	Lafayette * (ot)	A	W	89	82
F 10	American *	H	W	71	51
F 13	Loyola Maryland *	A	W	73	65
F 17	Colgate *	H	W	71	68
F 21	Bucknell *	A	L	59	80
F 23	Army West Point *	H	L	71	80
F 27	Holy Cross *	H	W	83	68

Patriot League Tournament

M 3 American H L 64 69

CollegeInsider.com Postseason Tournament

M 16 Fordham A W 69 66

M 21 NJIT A L 72 83

% - Basketball Hall of Fame Classic

2016-17

OVERALL: 18-14

PATRIOT LEAGUE: 12-6

COACH: Joe Jones

CAPTAINS: Justin Alston, Cedric Hankerson

N 11	Northeastern	A	L	77	87
N 18	Northeastern	H2	W	65	63
N 19	Maine	H2	W	102	78
N 20	LIU Brooklyn	H2	W	86	69
N 22	Western New England	H	W	91	54
N 28	St. Peter's	A	L	67	80
N 30	Connecticut	A	L	49	51
D 3	NC State	A	L	73	77
D 7	Canisius	H	L	77	87
D 10	Syracuse	A	L	77	99
D 18	New Hampshire	H	W	73	69
D 21	UMass Lowell	A	L	75	77
D 30	Holy Cross *	H	W	61	55
J 2	Lehigh *	H	W	75	61
J 5	Navy *	A	W	71	53
J 8	Lafayette *	A	W	91	75
J 11	American *	H	W	76	66
J 16	Loyola Maryland *	A	L	69	77
J 18	Colgate *	H	L	58	67
J 21	Bucknell *	A	L	59	70
J 25	Army West Point * (ot)	H	W	90	89
J 30	Lehigh *	A	W	76	59
F 2	Navy *	H	L	61	70
F 5	Lafayette *	H	W	75	58
F 8	American *	A	W	67	64
F 11	Loyola Maryland *	H	W	78	63
F 15	Colgate *	A	W	69	68
F 19	Bucknell *	H	L	66	86
F 22	Army West Point *	A	L	62	73
F 25	Holy Cross * (ot)	H	W	71	68

Patriot League Tournament

M 2 Loyola Maryland * H W 64 60

M 5 Lehigh * (2ot) H L 88 91

2017-18

OVERALL: 15-16

PATRIOT LEAGUE: 10-8

COACH: Joe Jones

N 11	Northeastern	H	L	59	65
N 13	Albany	H	L	74	88
N 19	Connecticut	A	L	66	85
N 22	Maine	A	W	78	69
N 26	Wheaton	H	W	83	48
N 29	New Hampshire	A	W	70	69
D 5	#10 Miami	A	L	54	69
D 8	Bethune-Cookman	A	W	90	87
D 13	UMass Lowell	A	L	82	87
D 17	Elon	H	L	69	77
D 21	Harvard	A	L	63	74
D 29	Army West Point *	H	W	90	82
J 2	Bucknell *	A	W	84	79
J 5	Loyola Maryland *	A	L	65	68
J 8	Lehigh *	H	W	92	81
J 11	Colgate *	H	W	72	58
J 14	Holy Cross *	A	W	54	40
J 17	American *	H	L	58	69
J 20	Navy *	A	W	75	68
J 24	Lafayette *	A	W	75	72

J 28	Bucknell *	H	L	79	91
J 31	Loyola Maryland *	H	W	64	55
F 3	Lehigh *	A	L	75	80
F 7	Colgate *	A	L	60	74
F 10	Holy Cross *	H	L	62	73
F 14	American *	A	L	56	60
F 17	Navy *	L	H	48	62
F 21	Lafayette *	H	W	81	65
F 24	Army West Point *	A	W	61	59

Patriot League Tournament

M 1 Lehigh A W 88 82
M 4 Bucknell A L 59 90

2018-19

OVERALL: 15-18

PATRIOT LEAGUE: 7-11

COACH: Joe Jones

CAPTAINS: Kamali Chambers, Max Mahoney, Tyler

Scanlon

N 6	Northeastern	A	W	77	74
N 9	Vermont	H	L	72	78
N 11	Emerson	H	W	94	57
N 14	Albany	A	W	71	61
N 17	Eastern Michigan	A	L	62	80
N 21	Drexel	A	L	67	86
N 23	Rutgers	A	L	44	54
N 28	New Hampshire	A	W	82	53
D 1	Elon	A	W	65	58
D 4	UMass Lowell	H	W	79	60
D 13	Dartmouth	A	L	68	78
D 15	Nicholls State	H	W	75	63
D 21	Bethune-Cookman	H	L	66	74
J 2	American *	A	L	74	86
J 5	Bucknell *	H	W	87	80
J 9	Army West Point *	H	L	82	86
J 12	Navy *	A	W	75	69
J 16	Loyola Maryland * (ot)	A	L	73	81
J 19	Colgate *	H	L	56	77
J 23	American *	H	L	66	70
J 26	Lehigh *	A	L	78	94
J 30	Holy Cross *	H	W	68	54
F 2	Colgate *	A	W	76	68
F 6	Lafayette *	H	L	72	79
F 9	Bucknell *	A	L	76	82
F 13	Army West Point *	A	L	61	71
F 16	Lehigh *	H	L	79	84
F 18	Holy Cross *	A	W	70	60
F 23	Loyola Maryland *	H	W	72	65
F 27	Lafayette *	A	W	84	82
M 2	Navy *	H	L	74	79

Patriot League Tournament

M 5 Loyola Maryland H W 71 63
M 7 Colgate A L 69 81

2019-20

OVERALL: 21-14

PATRIOT LEAGUE: 12-6

COACH: Joe Jones

CAPTAIN: Max Mahoney

N 5	Northeastern	H	L	67	72
N 9	SUNY Poly	H	W	91	63
N 13	Vermont	A	L	47	62



Pictured, Eric Fanning (21 pts.) and John Papale (22 pts.) led the Terriers to a 69-66 victory at Fordham in the opening round of the CollegeInsider.com Postseason Tournament (CIT). It was the Terriers' first postseason win since 2010.

N 16	New Hampshire	H	W	84	70
N 19	South Carolina %	A	W	78	70
N 22	West Virginia %	A	L	44	69
N 26	Northern Colorado	N1	L	55	78
N 27	UT Martin	N1	L	73	76
D 4	George Washington	A	L	63	64
D 7	Binghamton (ot)	A	L	79	84
D 14	Dartmouth	H	W	78	76
D 21	UMass Lowell	A	W	74	62
D 29	Merrimack	H	W	69	67
J 2	Lafayette *	H	W	73	72
J 5	American *	A	L	63	67
J 8	Lehigh *	H	W	84	67
J 11	Army *	H	W	81	59
J 13	Loyola Maryland *	A	W	85	53
J 18	Colgate *	A	L	70	79
J 22	Navy * (ot)	H	L	58	60
J 25	Holy Cross *	A	W	79	64
J 29	Loyola Maryland *	H	W	92	77
F 1	Bucknell *	A	W	77	57
F 5	Army *	A	W	80	66
F 8	Holy Cross *	H	W	77	68
F 10	Colgate *	H	L	63	79
F 15	Navy *	A	W	77	54
F 19	Lafayette *	A	L	59	61
F 23	American *	H	W	64	60
F 26	Lehigh * (ot)	A	L	55	57
F 29	Bucknell *	H	W	74	71

Patriot League Tournament

M 5 Navy H W 69 63
M 8 Bucknell H W 64 61
M 11 Colgate A W 64 61

NCAA Tournament

Event canceled due to CoVID-19 pandemic

% - Cancun Challenge

N1 - Cancun Challenge Mayan Division (Cancun, Mexico)

2020-21

OVERALL: 7-11

PATRIOT LEAGUE: 7-11

COACH: Joe Jones

J 4	Holy Cross *	A	W	83	76
J 5	Holy Cross *	H	L	66	68
J 9	Colgate *	H	L	79	86
J 10	Colgate *	H	L	45	89
J 16	Army *	H	L	59	79
J 17	Army *	H	L	65	76
J 23	Lafayette *	A	W	81	76
J 24	Lafayette *	H	W	64	61
F 13	Holy Cross *	A	L	65	82
F 14	Holy Cross *	H	W	86	68
F 17	Holy Cross *	A	W	78	69
F 20	Colgate *	A	L	72	82
F 21	Colgate *	A	L	63	78
F 24	Holy Cross *	H	L	75	86
F 27	Army *	A	W	75	63
F 28	Army *	A	L	55	57

Patriot League Tournament

M 3 Lehigh H W 69 58
M 6 Colgate A L 69 77

2021-22

OVERALL: 21-14

PATRIOT LEAGUE: 12-6

COACH: Joe Jones

N 9	Rhode Island	A	L	62	71
N 12	Gordon	H	W	85	61
N 16	Northeastern	A	L	48	49
N 18	Hartford	A	W	75	70
N 21	Northern Illinois %	N1	W	76	58
N 22	Sam Houston %	N1	W	72	59
N 24	Florida State & (ot)	A	L	80	81
N 28	Merrimack	H	W	61	60
D 1	George Washington	A	W	56	54
D 4	Binghamton	H	W	68	63
D 8	UMass Lowell	H	W	72	62
D 11	Dartmouth	A	W	65	62
D 18	Marist (ot)	H	L	79	84
J 1	Bucknell *	H	W	63	61
J 4	Navy *	A	L	71	83
J 7	Loyola Maryland *	H	L	58	66
J 10	American *	A	W	79	53
J 13	Army *	A	L	63	73
J 16	Navy *	H	L	65	72
J 19	Loyola Maryland *	A	W	67	50
J 22	Lehigh *	H	W	80	74
J 26	Lafayette *	A	W	81	62
J 28	Colgate *	H	W	76	72
J 31	Holy Cross *	H	L	70	75
F 5	Lehigh *	A	W	80	74
F 9	Army *	H	W	75	74
F 12	American *	H	W	85	67
F 16	Holy Cross *	A	W	78	65
F 19	Colgate *	A	L	53	72
F 23	Lafayette *	H	W	76	60
F 26	Bucknell	A	L	78	89

Patriot League Tournament

M 3 Loyola Maryland H W 76 64
M 6 Navy (ot) A L 80 85

Roman College Basketball Invitational

M 20 UNC Greensboro N2 W 71 68
M 21 Middle Tennessee N2 L 46 76

% - Jax Bracket games at Jacksonville Classic

& - Jacksonville Classic