



DELTA STATE

2021-2022 STATESMEN BASKETBALL GAME NOTES

SEVEN GULF SOUTH CONFERENCE CHAMPIONSHIPS | TWO NCAA REGIONAL TITLES | 16 NCAA TOURNAMENT APPEARANCES | 25 NCAA ALL-AMERICANS

DELTA STATE STATESMEN		MISS. COLLEGE	
5-7 OVERALL	4-2 GSC	4-7 OVERALL	2-3 GSC
NR NABC TOP 25 / D2SIDA TOP 25		NR NABC TOP 25 / D2SIDA TOP 25	
MIKE NIENABER HEAD COACH		RANDY BOLDEN HEAD COACH	
613-542 OVERALL	39th SEASON	4-7 OVERALL	1st SEASON
			

STARTING LINEUP: STATESMEN WELCOME #BEATMC TO RING IN THE NEW YEAR

GAME INFORMATION:

GM 13: DSU vs. MC | **Venue:** Walter Sillers Coliseum | **City:** Cleveland, Miss. | **Tipoff:** Jan. 2, 4 PM | **TV:** Statesmen Sports Network
Radio: Majic 107.5 FM | **Talent:** Cody Clark, 'Voice of the Statesmen' | **Live Stats:** GoStatesmen.com | **Social Media:** @DeltaStateMBB

- **STATESMEN MAKE IT FOUR GULF SOUTH CONFERENCE WINS AS DSU DOWNS CBU 66-59:** The Delta State University men's basketball team made it **four wins in five tries** to open the GSC schedule, as **four double-figure scorers** helped lead Delta State to its fourth win in league play. **Maalik Cartwright** has **16 points**, seven rebounds, and four assists, **Kasey Walker-Gregg** tallied 15 points, three rebounds, and four assists to **just one turnover**. **Airen Brooks** (13 points, three three-pointers) and **Kelen Dietrich** (10 points, two three-pointers) also posted double-digit performances for the Green and White.
- **CARTWRIGHT ROUNDING BACK INTO USUAL FORM:** Maalik Cartwright, who averaged just 5.3 points in three games after returning from an ankle injury, has been **returning to his usual form** for the Statesmen. Cartwright had **15 points and 10 rebounds** in a win against AUM, the **11th double-double** of his career. He then tallied 18 points, nine rebounds, four assists, and three blocks against Montevallo, and 16 points, seven rebounds, four assists, and a block.
- **COTTON'S CAREER-NIGHT PROPELS STATESMEN PAST AUM:** Delta State guard Lee Cotton set a **new career-high with 21 points** against AUM, shooting **7-for-8 from the field** and **4-for-5 from three-point** land. Cotton scored **16 of his 21 in the second half**, including going a perfect 4-for-4 from three in the second half. The game marked the **second time this season** Cotton has scored 20 or more points.
- **STARTERS SHOULDERING THE SCORING LOAD:** DSU's starting lineup of **Kasey Walker-Gregg, Kelen Dietrich, Lee Cotton, Airen Brooks,** and **Maalik Cartwright** has carried the **majority of the scoring load**. Delta State's starters have **scored 85.3 percent** of the team's points, accounting for **645 of the squad's 756 total points**. The bench tallied a season-high 23 points against Alabama Huntsville, but also went scoreless against Eckerd and Lane, scored two points against LeMoyn-Owen, and scored just three points against Blue Mountain.
- **NIENABER CLIMBS THE COACHING CHARTS:** Delta State head coach **Mike Nienaber** enters his **39th season of collegiate coaching**, and his third leading the Statesmen. Nienaber boasts a career **613-541** record. Nienaber, whose previous stops include Bethel (Tenn.) and

STARTING LINEUP:



KASEY WALKER-GREGG
Jr. • G • 6-0 • 170



KELLEN DIETRICH
Fr. • G • 6-1 • 175



LEE COTTON
So. • G • 6-4 • 175



AIREN BROOKS
Sr. • F • 6-6 • 205



MAALIK CARTWRIGHT
So. • F • 6-6 • 195

2021-2022 SCHEDULE & RESULTS

OVERALL RECORD:	5-7
GSC:	4-2
NON-CONFERENCE:	1-5
HOME AWAY NEUTRAL:	3-4 2-2 0-1

NOVEMBER (1-5)

4	University of Southern Miss. (Exhibition)	L, 68-60
12	at Eckerd College'	W, 86-80 (OT)
13	vs. Florida Southern College'	L, 91-56
18	LeMoyn-Owen College	L, 89-84
20	Lane College	L, 65-62
23	Blue Mountain College	L, 61-56
29	at Southern Arkansas University	L, 82-60

DECEMBER (4-2)

2	University of Ala.-Huntsville*	W, 84-83 (OT)
4	University of West Alabama*	W, 62-55
12	at Auburn University-Montgomery*	W, 78-67
14	at University of Montevallo*	L, 69-62
18	Christian Brothers University*	W, 66-59
20	Union (Tenn.) University*	L, 85-79 (OT)

JANUARY

2	Mississippi College*	4 P.M.
5	at University of West Georgia*	6:30 P.M.
13	at Valdosta State University*	6:30 P.M.
15	at University of West Florida*	4 P.M.
20	Shorter University*	7:30 P.M.
22	Lee (Tenn.) University*	4 P.M.
26	University of West Georgia*	7:30 P.M.

FEBRUARY

5	at Mississippi College*	4 P.M.
10	at Union (Tenn.) University*	7:30 P.M.
12	at Christian Brothers University*	4 P.M.
17	Auburn University-Montgomery*	7:30 P.M.
19	University of Montevallo*	4 P.M.
24	at University of West Alabama*	7 P.M.
26	at University of Alabama-Huntsville*	4 P.M.

MARCH-APRIL | POSTSEASON

1	GSC Tournament Super Tuesday	TBA
5 & 6	GSC Final Four!	TBA
12-15	NCAA South Regional'	TBA
23-26	NCAA Elite Eight^	TBA
3.26	NCAA National Championship	TBA

* - GSC Games
 ' - Gulf South Conference/Sunshine State Conference Classic in St. Petersburg, Fla.
 !GSC Semifinals and Finals Played at Pete Hanna Center in Birmingham, Ala.
 ^NCAA South Regional Games Played at Host Campus Site TBA
 ^NCAA Elite Eight Games Played at Ford Center in Evansville, Ind.
 ALL TIMES CENTRAL



NEWS & NOTES:

CHARTER MEMBER OF THE GSC:

DSU is one of only two institutions, along with the University of West Alabama, that still remain in the Gulf South Conference as charter members of the league since its inception in the 1971-72 season.

50TH SEASON OF GULF SOUTH CONFERENCE HOOPS:

The Statesmen begin their 50th season of Gulf South Conference hoops here in 2021-2022. Delta State sported the best overall record among league teams in the 1971-1972 season at 19-8, although conference standings were not kept. Aside from Delta State and West Alabama, all six other schools (Nicholls State, Troy State (now Troy), North Alabama, Jacksonville State, UT-Martin, and Southeastern Louisiana) are now NCAA Division I institutions.

NIENABER CLIMBS THE COACHING CHARTS: Delta State head coach Mike Nienaber enters his 39th season of collegiate coaching, and his third season at the helm of DSU. The Cincinnati, Ohio, native boasts a career 612-540 record. Nienaber, whose was the head coach at Bethel (Tenn.) in McKenzie, Tenn., and Christian Brothers in Memphis, Tenn., before taking over at DSU, is the seventh winningest active coach in NCAA Division II basketball. He is also the 27th winngest active coach across all NCAA divisions. Nienaber ranks fourth in the GSC in career conference wins with 369.

RETURNING STARTERS:

Maalik Cartwright and Airen Brooks are the only returning players who started double-digit games last season. Kelen Dietrich started the final eight games of the year, effectively giving DSU three returning starters. Delta State returns 67 percent of its scoring from last season, but just 51 percent of its minutes played.

CARTWRIGHT LITTERED ACROSS GSC TOP 10 IN 2020-2021:

Forward Maalik Cartwright took a major step forward for Delta State during his second season. Building on a freshman campaign that saw Cartwright close the season with nine straight double-doubles en route being named GSC Freshman of the Year, the sophomore led the Statesmen in scoring (18.2 points per game), rebounding (7.4 per game), assists (4.0 per game), and blocks (1.6 per game) last season. Those stats ranked Maalik third in the league in scoring, first in field goal percentage, third in rebounding, tied for first in blocks, and eighth in assists per game.

CARTWRIGHT STANDS ALONE:

Maalik Cartwright finished a phenomenal second season with the best field goal percentage mark across NCAA Divisions I, II, and III. Cartwright registered the highest field goal percentage, 73.4, of any player with more than 50 field goal attempts.

PERFECTION FROM THE FLOOR:

Forward Maalik Cartwright achieved perfection from the floor on Jan. 22, 2021 when he went 13-for-13 from the floor in a 78-65 win over Christian Brothers at Canale Arena in Memphis, Tenn. Cartwright played 38 minutes and registered 28 points, four boards, three assists, two blocks and one steal. That mark moved him into a tie for most field goals made in GSC history without a miss.

PRESEASON HONORS: Coming off last year's breakout season, Maalik Cartwright opens the year as a GSC Preseason All-GSC selection. Cartwright joined Lee (Tenn.) University's Quay Kennedy, Valdosta State's Cam Hamilton, West Georgia's Michael Zabetakis, and Valdosta State's Jacobbey Owens on the Preseason All-GSC team. A pair of DSU newcomers, point guard Kasey Walker-Gregg and forward Bryson Hall, were also recognized on the list of Top Newcomers. In the preseason poll, the Statesmen were picked to finish ninth in the GSC by the league's coaches.

RECORD BREAKERS:

Various Statesmen rewrote the DSU and GSC record books with new marks last season. While his playing career is still young, Cartwright owns the best field goal percentage mark of any Statesmen player at 68.7 percent (222-for-323 from the field). He is also tied for first in GSC history in single-game field goal percentage (100 percent, 13-for-13), and sits second in the GSC record book in single-season field goal percentage (73.4 percent) behind Maurice Stafford of the University of North Alabama, who shot 75 percent from the field in the 1983-1984 season. Dietrich torched the nets in a 106-102 double overtime loss at the University of Alabama-Huntsville last season, pouring in 11 three pointers on 16 attempts. Dietrich's 11 made three-point field goals ranks as the third-best single-game mark of all-time in the GSC. Dietrich's performance also rewrote the DSU record book, as he unseated Larry Walker's 10 three-point field goal effort from a 1997 game against Auburn-University at Montgomery.

DOUBLE-DIGIT DUO:

Delta State's duo of Airen Brooks and Maalik Cartwright have been double-digit scoring machines in their Green and White careers. In 51 career games, Brooks has scored double-digit points 44 times, including nine 20-plus point games. His career-high is 27 points versus LeMoyné Owen College (11.16.2019). Cartwright has put up 29 double-digit scoring games for the Green and White in 47 career games and has tallied 11 20-plus point scoring games. Cartwright has twice scored his career-high of 29 points, once on Feb. 1, 2020 against Auburn Montgomery, and again versus Christian Brothers on Feb. 5, 2021.

EFFICIENT FROM THE FLOOR:

Delta State led the Gulf South Conference in field goal percentage at 50.9 percent in 14 games. The Statesmen feature three players that shot 50 percent or better from the field last season: Cartwright (73.4 percent, 113-for-154), Z'Mari Minter (52.2 percent, 12-for-23), and Kelen Dietrich (50.8 percent, 31-for-61). DSU's field goal percentage ranked the eighth nationally in Division II. DSU had five games where the team shot 55 percent or better from the field, and posted two occasions in which the squad shot 60 percent or better from the field. The team also shot 42 percent or better from beyond the three-point line six times last year.

DIETRICH STRETCHES THE FLOOR:

Delta State guard Kelen Dietrich was a welcome addition to Coach Mike Nienaber's team last season, particularly with his ability to shoot from long-distance. After getting minimal playing time in the first half of the season, Dietrich started the team's final eight games and went 27-for-47 from beyond the three-point arc. His 57.4 percent mark from deep led the Statesmen and paced the GSC. Dietrich also posted a 50.8 percent shooting mark from the field in his debut collegiate hoops season in 27.6 minutes per contest.

DOUBLE-DOUBLE TROUBLE:

Maalik Cartwright has accumulated 13 career double-digit rebound games for DSU and has 11 career double-doubles. He collected a career-high 15 rebounds against West Florida on Feb. 13, 2020, and posted a career-best five consecutive double-double from Jan. 30, 2020 to Feb. 13, 2020. Forward Airen Brooks has 13 career double-doubles for the Statesmen and has racked up 10 or more rebounds in 19 games in his Green and White career. His 19 rebounds on Jan. 23, 2020 against Alabama-Huntsville set a new career-high. He also has five career games with 15 or more boards.

HOW THEY COMPARE

Table comparing Delta State and OAC statistics: Points per game, Field goal percentage, 3-PT field goal percentage, Free throw percentage, Rebounds per game, Assists per game, Turnovers per game, Turnover margin, Assist-turnover ratio, Points off turnovers, Steals per game, Blocks per game.

ALL-TIME SERIES HISTORY

Table listing all-time series history between Delta State and OAC opponents, including opponent name, date, and result.

OVERALL MEETUP RECORD: DSU LEADS 61-94
DSU RECORD AT HOME: 43-51
DSU RECORD ON THE ROAD: 21-24
DSU RECORD AT NEUTRAL SITE: 0-2



DELTA STATE UNIVERSITY MEN'S BASKETBALL GAME NOTES

SEVEN GULF SOUTH CONFERENCE CHAMPIONSHIPS | TWO NCAA REGIONAL TITLES | 16 NCAA TOURNAMENT APPEARANCES | 25 NCAA ALL-AMERICANS



LEE COTTON
So. • G • 6-4 • 175



MAALIK CARTWRIGHT
So. • G • 6-6 • 195



PEYTON TAYLOR
Jr. • G • 6-4 • 205



AIREN BROOKS
Sr. • F • 6-6 • 205



JONATHAN KNIGHT
Jr. • G • 6-4 • 190



KARSON STASTNY
Fr. • G • 6-3 • 175




MIKHEIL ZURABASHVILI
Fr. • F • 6-6 • 190



BRYSON HALL
Fr. • G/F • 6-8 • 240



Z'MARI MINTER
Sr. • F • 6-6 • 170



KASEY WALKER-GREGG
Jr. • G • 6-0 • 170



AUSTIN LAATSCH
So. • G • 6-5 • 190



BRYSON JENKINS
R-Fr. • G • 6-2 • 185



KELLEN DIETRICH
Fr. • G • 6-1 • 165



DEMOND FRANKLIN
So. • G • 6-2 • 191



SAVVAS GEORGIADIS
So. • F • 6-6 • 190



MIKE NIENABER
Head Coach



JOHN REDMAN
Assistant Coach



AUSTIN BATES
Graduate Assistant Coach



IVORY WILLIAMS
Basketball Operations

2021-2022 DELTA STATE NUMERICAL ROSTER

#	NAME	POS	HT	WT	CLASS	HOMETOWN / PREVIOUS SCHOOL
1	Lee Cotton	G	6-4	175	So.	Cleveland, Miss. / East Central CC
2	Maalik Cartwright	F	6-6	195	So.	Holly Grove, Ark. / Clarendon HS
3	Peyton Taylor	G	6-4	205	Jr.	Cleveland, Miss. / Grambling State University
5	Airen Brooks	F	6-6	205	Sr.	Phenix City, Ala. / Shelton State CC
10	Jonathan Knight	G	6-4	190	Jr.	Vanceleave, Miss. / East Central CC
11	Karson Stastny	G	6-3	175	Fr.	Celina, Texas / Utah State University
12	Mikheil Zurabashvili	F	6-6	190	Fr.	Tbilisi, Republic of Georgia / Catholic HS (Va.)
13	Bryson Hall	F	6-8	240	Fr.	Northport, Ala. / Tuscaloosa County HS
21	Z'Mari Minter	F	6-6	170	Sr.	Las Vegas, Nev. / Northland CC
22	Kasey Walker-Gregg	G	6-0	170	Jr.	Bronx, N.Y. / State University of New York-Erie CC
23	Austin Laatsch	G	6-5	190	So.	Birmingham, Ala. / Spain Park HS
24	Bryson Jenkins	G	6-2	185	R-Fr.	Gary, Ind. / Aspire Academy
25	Kelen Dietrich	G	6-1	165	Fr.	Cincinnati, Ohio / Oak Hills HS
31	Demond Franklin	G	6-2	191	So.	West Helena, Ark. / Shawnee CC
33	Savvas Georgiadis	G	6-6	190	So.	Athens, Greece / Panerythraikos

Head Coach: Mike Nienaber (39th season - 3rd at DSU)

Assistant Coach: John Redman (4th)

Graduate Assistant Coach: Austin Bates (1st)

Manager: Ivory Williams (2nd)

Athletic Training: Katherine Kratzer (1st)

QUICK FACTS • INFORMATION

Location	Cleveland, Miss., 38733
Founded	1924
Enrollment	3,000
Nickname	Statesmen
Colors	Forest Green and White
National Affiliation	NCAA Division II
Conference	Gulf South Conference
President	William N. LaForge
Athletic Director	Mike Kinnison
Senior Women's Administrator	Dana George
FAR:	Chrissa Mansell
Stadium (Capacity)	Walter Sillers Coliseum (3,000)

COACHING STAFF

Head Coach	Mike Nienaber
Alma Mater/Yr	Mississippi College/1977
Record at DSU/Yrs	20-34/3rd
Overall Record/Yrs	613-542/39th
Assistant Coach	John Redman/4th
Alma Mater/Yr	Spring Hill College/2013
Graduate Assistant	Austin Bates/2nd
Alma Mater/Yr	Delta State University/2020

TEAM INFORMATION

2020-21 Record	4-10
Gulf South Conference Record	4-9
Regular Season	5th in West Division
GSC Tournament	First Round
Final 2020-21 National Ranking	NR
Starters Returning/Lost (2020-21)	3/2
Letterwinners Returning/Lost (2020-21)	9/5

BASKETBALL HISTORY

First Year of Basketball	1927
All-time Record:	1,332-906-1
All-time GSC Record:	416-327
NCAA Appearances/Record	16/16-16
Last Appearance	2018-19 (NCAA South Region Quarterfinal)
Place:	NCAA South Regional
Result:	L, 78-72 vs. Florida Southern
Location:	Nova Southeastern Fort Lauderdale, Fla.

EXTERNAL RELATIONS | ATHLETIC COMMUNICATIONS

Delta State University's **Office of External Relations** provides a full service public relations shop to members of the media. Game day services include credentials, statistics, photography, video clips (where available), and post-game access to coaches and student-athletes. The Office of Athletic Communications is located on the second floor of Chadwick-Dickson Fieldhouse adjacent to Parker Field-McCool Stadium.

Primary Contact **Cody Clark**

E-Mail: cclark@deltastate.edu | Cell: (843) 610-6007

Secondary Contact **Philip Tang**

E-Mail: ptang@deltastate.edu | Cell: (731) 293-8344



GULF SOUTH CONFERENCE STANDINGS

SCHOOL	CONF	CPCT.	OVERALL	PCT.	STREAK
UNION	6-0	1.000	12-2	0.857	W3
WEST FLORIDA	5-1	0.833	11-2	0.846	L1
WEST ALABAMA	4-1	0.800	11-2	0.846	W5
DELTA STATE	4-2	0.667	5-7	0.417	L1
LEE	3-2	0.600	7-4	0.636	W2
VALDOSTA STATE	3-2	0.600	7-5	0.583	W2
MONTEVALLO	3-2	0.600	5-8	0.385	L2
ALABAMA HUNTSVILLE	1-3	0.250	8-5	0.615	L1
CHRISTIAN BROTHERS	1-3	0.250	4-7	0.364	L2
MISSISSIPPI COLLEGE	1-3	0.250	4-7	0.364	W1
WEST GEORGIA	1-4	0.200	4-8	0.333	L2
AUBURN MONTGOMERY	0-4	0.000	3-9	0.250	L3
SHORTER	0-5	0.000	3-7	0.300	L5



GULF SOUTH CONFERENCE WEEKLY HONORS

PLAYER OF THE WEEK

Nov. 16	Kortijk Miles, West Alabama
Nov. 23	Michael Cole, Valdosta State
Nov. 30	Luke Burnett, Alabama-Huntsville
Dec. 7	Isaiah Hart, Auburn-Montgomery
Dec. 14	Kortijk Miles, West Alabama
Dec. 21	Shardarrion Allen, West Alabama
Jan. 4	
Jan. 11	
Jan. 18	
Jan. 25	
Feb. 1	
Feb. 8	
Feb. 15	
Feb. 22	
Feb. 29	

FRESHMAN OF THE WEEK

Nov. 16	No Award Given
Nov. 23	Dane Harding, Alabama-Huntsville
Nov. 30	Raphael Houssou, Shorter
Dec. 7	Bryson Hall, Delta State
Dec. 14	Piay Smith, Lee
Dec. 21	Piay Smith, Lee
Jan. 4	
Jan. 11	
Jan. 18	
Jan. 25	
Feb. 1	
Feb. 8	
Feb. 15	
Feb. 22	
Feb. 29	

NATIONAL ASSOCIATION OF BASKETBALL COACHES PRESEASON TOP 25 POLL | DEC. 12, 2021

RNK	SCHOOL	RECORD	POINTS	PREV
1	LUBBOCK CHRISTIAN (13)	9-0	396	1
2	NORTHWEST MISSOURI ST. (3)	9-1	384	2
3	MERCYHURST	8-0	361	3
4	WEST TEXAS A&M	10-1	341	4
5	NOVA SOUTHEASTERN	7-0	333	5
6	INDIANA (PA)	7-0	327	6
7	CHICO STATE	8-0	307	7
8	AUGUSTA	8-0	291	8
9	WEST LIBERTY	8-1	267	10
10	LINCOLN MEMORIAL	8-1	244	11
11	EMBRY-RIDDLE	10-1	211	16
12	CAL STATE SAN BERNARDINO	8-1	207	11
13	HILLSDALE	8-1	192	15
14	FAIRMONT STATE	7-1	152	17
15	CAL STATE SAN MARCOS	9-0	151	23
16	FERRIS STATE	9-1	148	20
17	MINNESOTA DULUTH	11-0	132	22
18	DOMINICAN	9-1	109	14
19	BARRY	8-1	104	12
20	TRUMAN STATE	7-2	85	19
21	QUEENS	8-2	84	9
22	GRAND VALLEY STATE	8-1	78	24
23	AUGUSTANA	10-1	59	NR
24	UPPER IOWA	9-1	44	NR
25	UNION (TENN.)	9-1	39	21

OTHERS RECEIVING VOTES: Upper Iowa 35, Augustana (S.D.) 24, Georgia College 12, Cal Poly Pomona 11, Emmanuel (Ga.) 10, Flagler (Fla.) 9, Stonehill (Mass.) 8, Biola (Calif.) 7, Columbus State (Ga.) 7, UCCS (Colo.) 7, Fort Hays State (Kan.) 5, UNC Pembroke 5, Charleston (W.Va.) 4, MSU Denver (Colo.) 2, Pace (N.Y.) 1, Regis (Colo.) 1, Texas-Tyler 1.



@DELTASTATEMBB FAST FACTS

1,332

Delta State University boasts one of the richest basketball traditions in the Gulf South Conference and NCAA Division II. The Statesmen are **1,332-906-1** on the hardwood since the program began in 1927-28.

416

One of the founding members of the Gulf South Conference, DSU boasts the most **victories** in GSC play in league history with **416**.

33

Delta State has advanced to **33 Gulf South Conference Tournaments**. They sport seven GSC championships, 22 semifinal appearances and 14 finals appearances.

16

The Statesmen have made 16 appearances in the **NCAA Division II Tournament**, the most of any GSC member institution. Delta State has advanced to six "Sweet 16s", two "Elite Eights", and one Final Four.

7

Delta State owns seven **Gulf South Conference titles** during its storied history. The Statesmen claimed the league's first-ever team title in 1972 and followed suit in 1986, 1993, 1997, 1998, 2006 and 2019.

3

Delta State has three Statesmen playing **professional basketball**, including Devin Schmidt (Spain), Laquavious Cotton (France), and Willie Readus (Argentina)



NGAA DII ACTIVE WINS LEADERS:

1. Herb Magee, Jefferson	1,129
2. Dave Holmquist, Biola	1,010
3. Steve Ridder, Embry-Riddle (Fla.)	725
T-4. Tom Klusman, Rollins	722
T-4. Richard Schmidt, Tampa	722
6. Keith Dickson, St. Anselm	667
7. Mike Nienaber, Delta State	613
8. Mark Corino, Caldwell	602
9. Gary Edwards, Francis Marion	584
10. Jim Boone, Arkansas-Ft. Smith	581



MIKE NIENABER

HEAD COACH | 3RD SEASON AT DELTA STATE | MISSISSIPPI COLLEGE (1977)

MIKE NIENABER | HEAD COACH

Birthdate:	June 23, 1955
Alma Mater:	Mississippi College, 1977
Hometown:	Cincinnati, Ohio
Family:	Wife: Vickie Children: Michael, Jr. and Eddie
Record at Delta State:	20-34 (3rd season)
NCAA Division II Record:	370-258 (23rd season)
Overall Record:	613-542 (39th season)
Championships:	2008 & 2013 Gulf South Conference

CAREER NUMBERS TO KNOW
613

During his 39 seasons as a head coach, Mike Nienaber has won 613 games, ranking 7th in NCAA DII among active head coaches.

351

In 20 seasons at CBU, Nienaber posted a record of 351-224 while claiming the 2008 & 2013 Gulf South Conference championships.

28

He has coached 28 All-Gulf South Conference players, including GSC Players of the Year Nick Kohs and Scott Dennis.

11

During his last 14 seasons at CBU, Nienaber's teams appeared in the NABC Top 25 Poll on 11 different occasions.

5

Nienaber has made five trips to the NCAA DII National Tournament, including an Elite Eight finish in the 2008-2009 season.


YEAR-BY-YEAR RECORD

YEAR	SCHOOL	RECORD	PGT
1983-84	BETHEL (TN)	15-18	.455
1984-85	BETHEL (TN)	15-17	.469
1985-86	BETHEL (TN)	15-18	.455
1986-87	BETHEL (TN)	15-18	.455
1987-88	BETHEL (TN)	15-18	.455
1988-89	BETHEL (TN)	15-17	.469
1989-90	BETHEL (TN)	15-18	.455
1990-91	BETHEL (TN)	16-18	.471
1991-92	BETHEL (TN)	15-18	.455
1992-93	BETHEL (TN)	15-17	.469
1993-94	BETHEL (TN)	15-18	.455
1994-95	BETHEL (TN)	15-18	.455
1995-96	BETHEL (TN)	15-18	.455
1996-97	BETHEL (TN)	15-18	.455
1997-98	BETHEL (TN)	16-17	.485
1998-99	BETHEL (TN)	15-18	.455
1999-00	CHRISTIAN BROS.	12-14	.462
2000-01	CHRISTIAN BROS.	11-15	.423
2001-02	CHRISTIAN BROS.	7-19	.269
2002-03	CHRISTIAN BROS.	18-11	.621
2003-04	CHRISTIAN BROS.	23-6	.793
2004-05	CHRISTIAN BROS.	14-13	.519
2005-06	CHRISTIAN BROS.	15-13	.536
2006-07	CHRISTIAN BROS.	21-7	.750
2007-08	CHRISTIAN BROS.	22-10	.688
2008-09	CHRISTIAN BROS.	25-7	.781
2009-10	CHRISTIAN BROS.	17-10	.630
2010-11	CHRISTIAN BROS.	17-11	.607
2011-12	CHRISTIAN BROS.	25-7	.781
2012-13	CHRISTIAN BROS.	21-9	.700
2013-14	CHRISTIAN BROS.	18-11	.621
2014-15	CHRISTIAN BROS.	15-12	.556
2015-16	CHRISTIAN BROS.	12-17	.414
2016-17	CHRISTIAN BROS.	18-13	.581
2017-18	CHRISTIAN BROS.	21-9	.700
2018-19	CHRISTIAN BROS.	19-10	.655
2019-20	DELTA STATE	11-17	.392
2020-21	DELTA STATE	4-10	.400
2021-22	DELTA STATE	5-7	.417
TOTALS		613-542	.531

**GAME-BY-GAME TEAM COMPARISONS**

Opponent	W/L	FGM-FGA	PCT.	3PM-3PA	PCT.	FTM-FTA	PCT.	OReb	DReb	TotReb	PF	AST	TO	BLK	STL	1stH	2ndH	OT	PTS
DELTA STATE	W (OT)	27-61	44.3%	17-41	41.5%	15-22	68%	11	25	36	21	15	16	3	9	23	46	17	86
at Eckerd College		27-64	42.2%	3-8	37.5%	23-26	88.5%	13	27	40	17	10	13	3	10	37	32	11	80
Florida Southern		37-68	54.4%	10-26	38.4%	7-9	77.8%	6	35	41	17	17	9	5	12	36	55	-	91
vs. DELTA STATE	L	21-59	35.6%	2-17	11.8%	12-16	75%	7	26	33	11	7	16	0	5	31	25	-	56
LeMoyne-Owen		33-56	58.9%	2-8	25%	21-29	72.4%	7	22	29	20	9	6	4	5	47	42	-	89
vs. DELTA STATE	L	33-60	55%	11-25	40%	7-16	43.8%	11	21	32	19	16	15	5	1	50	34	-	84
Lane College		24-52	46.2%	6-16	37.5%	11-18	61.1%	7	27	34	15	13	10	2	4	35	30	-	65
vs. DELTA STATE	L	22-56	39.3%	10-29	34.5%	8-17	47.1%	10	26	36	18	16	10	3	4	28	34	-	62
Blue Mountain College		23-57	40.4%	5-17	29.4%	10-12	83.3%	10	27	37	20	9	9	3	4	28	33	-	61
vs. DELTA STATE	L	18-49	36.7%	7-24	29.2%	13-16	81.3%	5	24	29	15	12	9	1	1	28	28	-	56
DELTA STATE	L	21-49	42.9%	7-19	36.8%	11-15	73.3%	4	29	33	16	6	23	3	5	26	34	-	60
at Southern Arkansas		29-68	42.6%	7-28	25%	17-23	73.9%	14	24	38	17	15	9	2	14	33	49	-	82
RV Alabama Huntsville		28-64	43.8%	8-27	29.6%	19-34	55.9%	12	29	41	24	13	9	0	7	24	48	11	83
vs. DELTA STATE	W (OT)	25-59	42.4%	18-42	42.9%	16-26	61.5%	11	32	43	24	20	15	4	7	29	43	12	84
West Alabama		22-59	37.3%	5-18	27.8%	8-11	54.5%	16	20	36	16	7	13	3	7	35	20	-	55
vs. DELTA STATE	W	21-44	47.7%	9-23	39.1%	11-15	73.3%	5	24	29	14	11	15	4	2	23	39	-	62
DELTA STATE	W	29-58	50%	10-24	41.7%	10-13	76.9%	10	29	39	9	12	14	5	5	33	45	-	78
at Auburn-Montgomery		27-71	38%	7-23	30.4%	6-6	100%	15	21	36	13	8	8	7	8	25	42	-	67
DELTA STATE	L	25-52	48.1%	10-27	37%	2-3	67%	8	26	34	13	13	14	8	1	35	27	-	62
at Montevallo		24-67	35.8%	14-28	50%	7-9	77.8%	17	18	35	5	14	4	2	6	29	40	-	69
Christian Brothers		24-50	48%	7-17	41.2%	4-10	40%	5	25	30	14	16	10	1	4	29	30	-	59
vs. DELTA STATE	W	25-52	48.1%	8-19	42.1%	8-13	61.5%	6	25	31	9	15	8	2	4	31	35	-	66
Union (Tenn.)		29-76	38.2%	11-39	28.2%	16-19	84.2%	21	22	43	15	15	9	0	10	37	29	19	85
vs. DELTA STATE	L (OT)	26-53	49.1%	10-27	37%	17-24	70.8%	7	28	35	14	10	18	1	5	34	32	13	79

**POINTS-REBOUNDS-ASSISTS**

OPPONENT	#1 COTTON	#2 CARTWRIGHT	#5 BROOKS	#10 KNIGHT	#12 ZURABASHVILI	#13 HALL	#21 MINTER	#22 WALKER-GREGG	#23 LAATSCH	#24 JENKINS	#25 DIETRICH	#31 FRANKLIN
at Eckerd	20-4-3	9-10-4	26-5-4	DNP	0-1-2	0-1-0	0-0-0	14-5-1	0-1-0	DNP	17-5-1	-
vs. Fla. Southern	4-5-1	21-3-2	9-12-1	3-0-0	2-0-1	9-2-0	2-1-0	2-1-0	0-1-0	0-0-0	4-2-1	-
LeMoyne-Owen	17-12-6	23-5-1	22-3-2	DNP	0-2-0	0-2-1	0-0-0	12-2-3	2-1-1	0-0-0	8-2-3	-
Lane	4-7-2	18-10-5	19-8-1	DNP	0-0-0	0-0-1	0-0-0	11-2-4	0-2-2	DNP	10-3-1	-
Blue Mountain	4-7-0	9-7-1	16-5-2	0-0-1	3-1-1	0-1-0	0-0-1	12-5-2	0-0-0	DNP	12-3-4	-
at Southern Arkansas	2-3-1	DNP	15-11-0	0-3-0	3-0-2	10-2-1	6-6-1	10-3-1	2-2-0	0-0-0	12-3-0	-
Alabama-Huntsville*	12-7-2	3-2-7	12-6-1	DNP	DNP	4-6-2	9-4-3	15-6-3	DNP	DNP	19-2-1	10-3-1
West Alabama*	14-4-1	4-3-2	16-6-1	DNP	DNP	8-2-1	2-2-0	5-3-5	DNP	DNP	11-5-0	2-1-1
at Auburn Montgomery*	21-9-2	15-10-3	10-8-4	DNP	DNP	7-0-0	0-0-0	9-2-3	DNP	DNP	12-4-0	4-1-0
at Montevallo*	0-0-0	18-9-4	13-7-0	DNP	DNP	8-3-0	6-6-4	6-3-3	DNP	DNP	9-3-1	2-0-1
Christian Brothers*	5-3-3	16-7-4	13-3-2	DNP	DNP	2-2-1	5-4-0	15-3-4	DNP	DNP	10-2-1	0-0-0
Union (Tenn.)*	15-6-2	4-7-3	18-8-0	DNP	DNP	11-2-0	2-3-0	19-3-3	DNP	DNP	10-2-2	0-0-0
Mississippi College*												
West Georgia*												
at Valdosta State*												
at West Florida*												
Shorter*												
Lee (Tenn.)*												
West Georgia*												
at Mississippi College*												
at Union (Tenn.)*												
at Christian Brothers*												
Auburn Montgomery*												
Montevallo*												
at West Alabama*												
at Alabama Huntsville*												

STATESMEN GAME HIGHS

Opponent	Pts	Rebs	Asts	Stls	Blks
at Eckerd	26, Brooks	10, Cartwright	4, Two	3, Brooks	2, Cotton
vs. Fla. Southern	21, Cartwright	12, Brooks	2, Cartwright	1, Five	-
LeMoyne-Owen	23, Cartwright	12, Cotton	6, Cotton	1, Brooks	5, Cartwright
Lane	19, Brooks	10, Cartwright	5, Cartwright	2, Cartwright	3, Cartwright
Blue Mountain	16, Brooks	7, Cotton	4, Dietrich	1, Brooks	1, Cotton
at Southern Arkansas	15, Brooks	11, Brooks	2, Zurabashvili	2, Two	2, Minter
Alabama-Huntsville*	19, Dietrich	7, Cotton	7, Cartwright	4, Minter	2, Minter
West Alabama*	16, Brooks	6, Brooks	5, Walker-Gregg	1, Two	1, Four
at Auburn Montgomery*	21, Cotton	10, Cartwright	4, Brooks	3, Dietrich	3, Cartwright
at Montevallo*	18, Cartwright	9, Cartwright	4, Two	1, Minter	3, Cartwright
Christian Brothers*	16, Cartwright	7, Cartwright	4, Two	3, Dietrich	1, Two
Union (Tenn.)*	19, Walk-Gregg	8, Brooks	3, Two	1, Five	1, Brooks
Mississippi College*					
West Georgia*					
at Valdosta State*					
at West Florida*					
Shorter*					
Lee (Tenn.)*					
West Georgia*					
at Mississippi College*					
at Union (Tenn.)*					
at Christian Brothers*					
Auburn Montgomery*					
Montevallo*					
at West Alabama*					
at Alabama Huntsville*					

STATESMEN START CHART

Opponent	G	G	G	F	F
at Eckerd	Walker-Gregg	Cotton	Dietrech	Brooks	Cartwright
vs. Fla. Southern	Walker-Gregg	Cotton	Dietrech	Brooks	Cartwright
LeMoyne-Owen	Walker-Gregg	Cotton	Dietrech	Brooks	Cartwright
Lane College	Walker-Gregg	Cotton	Dietrech	Brooks	Cartwright
Blue Mountain	Walker-Gregg	Cotton	Dietrech	Brooks	Cartwright
at Southern Arkansas	Walker-Gregg	Cotton	Dietrech	Brooks	Zurabashvili
Alabama-Huntsville*	Walker-Gregg	Cotton	Dietrech	Brooks	Cartwright
West Alabama*	Walker-Gregg	Cotton	Dietrech	Brooks	Cartwright
at Auburn Montgomery*	Walker-Gregg	Cotton	Dietrech	Brooks	Cartwright
at Montevallo*	Walker-Gregg	Cotton	Dietrech	Brooks	Cartwright
Christian Brothers*	Walker-Gregg	Cotton	Dietrech	Brooks	Cartwright
Union (Tenn.)*	Walker-Gregg	Cotton	Dietrech	Brooks	Cartwright
Mississippi College*					
West Georgia*					
at Valdosta State*					
at West Florida*					
Shorter*					
Lee (Tenn.)*					
West Georgia*					
at Mississippi College*					
at Union (Tenn.)*					
at Christian Brothers*					
Auburn Montgomery*					
Montevallo*					
at West Alabama*					
at Alabama Huntsville*					



INDIVIDUAL GAME HIGHS

MOST POINTS

50	Sammy Little	vs. South Alabama	2/22/69
50	Sammy Little	vs. SE Louisiana	2/27/69
47	Devin Schmidt	Alabama Huntsville	1/14/17
43	Sammy Little	vs. Spring Hill	1/4/69
43	Gerald Glass	at Arkansas-Pine Bluff	12/18/86
42	Gerald Glass	at Valdosta State	1/24/87
38	Brandon Dickerson	at William Carey College	12/14/02
38	Derrick Hunter	at Mississippi Valley State	2/7/90
37	Devin Schmidt	Ecked	11/12/16
37	Devin Schmidt	vs. Alabama-Huntsville (GSC-T)	3/4/16
37	Devin Schmidt	Valdosta State	2/6/16
37	Gerald Glass	vs. West Alabama	2/9/87
36	Devin Schmidt	Alabama-Huntsville	1/4/16
36	Willie Readus	Shorter University	1/6/14
36	Charles Cole	at Belhaven	1/17/90
36	James Burkley	vs. UT-Martin	2/27/86
36	Gerald Glass	vs. Dillard	11/24/86
35	Devin Schmidt	Lee	2/20/16
35	Devin Schmidt	at West Georgia	1/24/15
35	Devin Schmidt	West Alabama	2/3/14
35	Gerald Glass	vs. Mississippi College	2/5/87
35	Don Cooper	vs. Mississippi College	2/2/70
35	Sammy Little	at Kentucky Wesleyan	2/8/69
34	Devin Schmidt	at North Alabama	2/13/16
34	Devin Schmidt	North Alabama	1/2/16
34	Leake, Terry	Alabama Huntsville	1/19/12
34	Richardson, Jeremy	at Central State Univ	2/4/06
34	Gerald Glass	vs. Christian Brothers	1/21/87
34	Carl Brown	vs. Troy State	1/9/84
34	Don Cooper	vs. Samford	2/18/71
33	Kelen Dietrich	at Alabama-Huntsville	2/9/21
33	Devin Schmidt	Florida Southern	11/11/16
33	Devin Schmidt	Alabama-Huntsville	2/12/15
33	Turner, Phil	Arkansas-Monticello	2/26/11
33	Richardson, Jeremy	vs. Harding	3/4/05
33	Keith Parker	vs. North Alabama	2/22/77
33	Tevora Griffin	at Union	12/7/72
33	Don Cooper	at Arkansas-Monticello	1/17/70
32	Brett Warner	Lee	12/17/16
32	Devin Schmidt	Shorter	2/28/17
32	Devin Schmidt	at West Alabama	12/5/15
32	Jack Madgen	vs. Barry (NCAA)	3/15/14
32	Jasper Johnson	at Ouachita Tigers	1/26/06
32	Cedric Matthews	vs. Central Arkansas	1/23/95
32	Cedric Matthews	vs. Valdosta State	3/3/95
32	Derrick Hunter	at Troy State	1/6/90
32	Gerald Glass	vs. West Georgia	2/16/87
32	Gerald Glass	at UT-Martin	2/2/87
32	Sammy Little	vs. Mississippi College	12/12/68
32	Sammy Little	vs. Louisiana College	1/14/69
31	Devin Schmidt	at Lee	1/9/16
31	Devin Schmidt	at Tarleton State	11/18/15
31	Devin Schmidt	North Alabama	2/14/15
31	Willie Readus	at LeMoyne-Owen College	11/16/13
31	Phil Turner	Harding	2/12/11

MOST POINTS (CONTINUED)

31	Roderick Ollie	at Loyola	11/19/09
31	Turmaine Rice	at Ouachita Baptist	2/1/07
31	Johnny Hodge	at Dillard University	12/11/06
31	Trey Sanders	Harding	2/5/04
31	Will Watson	at CENTRAL ARKANSAS	1/22/04
31	Rodney Jones	vs. Jacksonville State	2/15/88
31	Gerald Glass	vs. Arkansas Baptist	11/21/86
31	James Burkley	vs. Troy State	2/6/84
31	Carl Brown	vs. Troy State	2/6/84
31	Ralph Moore	vs. West Alabama	1/25/74
31	Danny Henderson	at Nicholls State	1/22/73
31	Don Cooper	at Columbus College	12/18/71
31	Don Cooper	vs. Georgia State	12/6/71
31	Alvin Ratliff	at Mississippi College	1/14/71

FIELD GOALS MADE

22	Sammy Little	vs. South Alabama	2/22/69
19	Sammy Little	vs. Spring Hill	1/4/69
18	Sammy Little	vs. SE Louisiana	2/27/69
18	Gerald Glass	at Arkansas-Pine Bluff	12/18/86
18	Devin Schmidt	Alabama-Huntsville	1/14/17
17	Gerald Glass	at Valdosta State	1/24/87

MOST REBOUNDS

26	Jamarkus Holt	at Victory University	11/16/10
26	Gene Kirk	vs. Arkansas-Monticello	1/20/68
24	Walter Scrubbs	at Baptist Christian	12/28/72
23	Alvin Ratliff	vs. Louisiana College	2/7/70
23	Alvin Ratliff	vs. NE Louisiana	12/2/68
22	Alvin Ratliff	vs. Bethel	1/29/70
21	Alvin Ratliff	vs. Union	1/12/70
21	Al Pierce	vs. Spring Hill	1/4/69
20	Tevora Griffin	vs. Mississippi College	2/16/71
20	Alvin Ratliff	vs. Arkansas-Monticello	1/17/70

MOST ASSISTS

16	Shane Alexander	vs. Arkansas-Baptist	1/18/03
15	Joseph Nichols	vs. Arkansas-Baptist	2/17/00
15	Carl Brown	vs. Park College	11/29/82
14	Carl Brown	vs. Valdosta State	2/5/83
14	Mike Sibley	vs. West Alabama	2/2/76
14	Larry Magee	vs. Jacksonville State	2/12/72
13	Travis DeGroot	at Bellarmine University	11/22/05
12	Chad Akins	vs. Harding	01/28/10
12	Chad Akins	vs. Ouachita Baptist	02/04/10
12	Chad Akins	at Concordia-Selma	12/4/08
12	Travis DeGroot	vs. Miles College	11/18/05
12	Marcus Greene	vs. Puerto Rico	11/15/03
12	Trey Sanders	vs. Arkansas Monticello	2/12/05
12	Scott Nagy	vs. UT-Martin	2/26/87
12	Scott Nagy	vs. Christian Brothers	1/21/87
12	Rodney Walker	vs. Troy State	1/11/82
12	Bennie Brundrage	vs. North Alabama	2/11/78
12	Larry Magee	vs. Belhaven	12/14/71



INDIVIDUAL CAREER LEADERS

ALL-TIME LEADING SCORERS

1. Devin Schmidt (2013-2017)	2,594
2. Carl Brown (83-86)	1,799
3. Sammy Little ('66-'69)	1,781
4. Twentis Magee ('95-'98)	1,569
5. Chris Sykes ('97-'99)	1,539
6. Ralph Moore ('74-'77)	1,488
7. Brett Warner (2015-2019)	1,432
8. Kevie Dixon ('88-'91)	1,386
9. PJ Davis (2014-2018)	1,350
10. Alvin Ratliff ('69-'71)	1,308
11. Don Cooper ('70-'72)	1,278
12. Gerald Glass ('86-'87)	1,249
13. Brad Longino ('90-'93)	1,219
14. Mark Easley ('82-'85)	1,188
15. Jack Madgen ('12-'16)	1,163
16. Paul Davis ('90-'94)	1,151
17. Milton Griffin ('71-'73)	1,011
18. Jeremy Richardson (2004-2006)	1,001

REBOUNDS

1. Alvin Ratliff ('69-'71)	1,014
2. Ralph Moore ('74-'77)	969
3. Chris Sykes ('97-'99)	925
4. Kevie Dixon ('88-'91)	814
5. Tevora Griffin ('71-'73)	778
6. PJ Davis (2014-2018)	746
7. Mark Easley ('82-'85)	719
T-8. Devin Schmidt (2013-2017)	713
T-8. Norris Ashley ('65-'68)	713
10. John Coles ('78-'81)	690

FIELD GOAL PERCENTAGE

1. Cedric Harper (2016-2019)	.679
2. Gerald Glass ('86-'87)	.588
3. Chris Sykes ('97-'99)	.575

ASSISTS

1. Scott Nagy ('85-'88)	549
2. Chad Akins (2007-2010)	544
3. Carl Brown ('83-'86)	539
4. Devin Schmidt (2013-2017)	512
5. Rodney Walker ('79-'82)	429
6. Rodney Jones ('87-'91)	306
T-7. David Hannan ('91-'93)	277
T-7. Ramon Gary (2001-2003)	277
9. Victor Smith ('86-'89)	273
10. Brett Warner (2015-2019)	265
11. Arnon Benford (2017-2019)	262
12. Twentis Magee ('95-'98)	258

FREE THROW PERCENTAGE

1. Brad Longino ('90-'93)	.824 (244 made, 296 attempts)
---------------------------	-------------------------------

STEALS

1. Carl Brown ('83-'86)	257
2. Paul Davis ('90-'94)	167
3. Devin Schmidt (2013-2017)	162
4. Twentis Magee ('95-'98)	159
5. Rodney Jones (87-'91)	150
6. Chad Akins (2007-2010)	143
7. Brad Longino ('90-'93)	134
8. Mark Easley ('82-'85)	130
9. Rodney Walker ('79-'82)	120
10. Keith Gardner ('92-'95)	120
11. Rod Newton (2001-2003)	100

FIELD GOALS MADE

1. Devin Schmidt (2013-2017)	871
2. Sammy Little ('66-'69)	730
3. Carl Brown ('83-'86)	675
4. Ralph Moore ('74-'77)	634
5. Twentis Magee ('95-'98)	599
6. Kevie Dixon ('88-'91)	561
7. Don Cooper ('70-'72)	553
8. PJ Davis (2014-2018)	539
9. Gerald Glass ('86-'87)	528
10. Alvin Ratliff ('69-'71)	522

FIELD GOALS ATTEMPTED

1. Devin Schmidt (2013-2017)	2,026
2. Ralph Moore ('74-'77)	1,408
3. Sammy Little ('66-'69)	1,389
4. Carl Brown ('83-'86)	1,372
5. Twentis Magee ('95-'98)	1,222
6. Brett Warner (2015-2019)	1,215
7. Don Cooper ('70-'72)	1,138
8. Alvin Ratliff ('69-'71)	1,113
9. Kevie Dixon ('88-'91)	1,037
10. Mark Easley ('82-'85)	989

FREE THROWS MADE

1. Chris Sykes (97-99)	436
2. Carl Brown (83-86)	434
3. Sammy Little (66-69)	321
4. Rodney Jones (87-91)	272
5. Alvin Ratliff (69-71)	264
6. Mark Easley (82-85)	262
7. Kevie Dixon (88-91)	261
8. PJ Davis (2014-2018)	260
9. Brad Longino ('90-'93)	244
10. Jack Madgen (2012-2016)	240

FREE THROWS ATTEMPTED

1. Chris Sykes ('97-'99)	712
2. Devin Schmidt (2013-2017)	670
3. Carl Brown ('83-'86)	566
4. Mark Easley ('82-'85)	399
5. Alvin Ratliff ('69-'71)	396
6. Sammy Little ('66-'69)	391
7. Kevie Dixon ('88-'91)	383
8. PJ Davis (2014-2018)	378
9. Marqueys Brown (2009-2012)	348
10. Rodney Jones ('87-'91)	347
11. John Coles ('78-'81)	340

THREE POINTERS MADE

1. Devin Schmidt (2013-2017)	307
2. Brett Warner (2015-2019)	201
3. Twentis Magee ('95-'98)	195
4. Jack Madgen (2012-2016)	185
5. Brad Longino ('90-'93)	174
6. Larry Walker ('97-'99)	143
7. Cedric Matthews ('95-'96)	139
8. Joe McCray ('09-'10)	101
9. Rod Newton ('01-'03)	99
10. Ernie Ryans ('01-'03)	98
11. Eric Spencer ('08-'10)	92

THREE POINTERS ATTEMPTED

1. Devin Schmidt (2013-2017)	858
2. Brett Warner (2015-2019)	574
3. Twentis Magee ('95-'98)	481
4. Jack Madgen (2012-2016)	467
5. Brad Longino ('90-'93)	407
6. Cedric Matthews ('95-'96)	347
7. Larry Walker ('97-'99)	306
8. Joe McCray ('08-'10)	285
9. Rod Newton ('01-'03)	280
10. Eric Spencer ('08-'10)	260

BLOCKED SHOTS

1. PJ Davis (2014-2018)	199
T-2. Jerrell Roberson ('94-'96)	131
3. Chris Sykes ('97-'99)	118
4. Richard Micheaux ('97-'98)	117

GAMES PLAYED

1. Devin Schmidt (2013-2017)	124
T-2. PJ Davis (2014-2018)	122
T-2. Scott Nagy ('85-'88)	122
3. Colby Harris (2002-05)	119
T-4. Brett Warner (2015-2019)	118
T-4. Carl Brown ('83-'86)	118
5. Twentis Magee ('95-'98)	117
6. Jack Madgen (2012-2016)	116
7. Mark Easley ('82-'85)	114
8. Victor Smith ('86-'89)	113
T-9. Brian Luke ('83-'86)	112
T-9. Brad Longino ('90-'93)	112
10. Charlie Lowe ('87-'91)	111





TEAM & GAME RECORDS

SCORING

Game	50	Sammy Little (2/22/69 vs. South Ala. 2/27/69 vs. NE La.)
Season	86	Gerald Glass, 1986-87
Career	2,594	Devin Schmidt, 2013-2017

SCORING AVERAGE

Season	28.8	Sammy Little, 1968-69
Career	21.5	Sammy Little, 1968-69

FIELD GOALS

Game	35	Sammy Little (2/22/69) vs. USA
Season	360	Gerald Glass, 1986-87
Career	730	Sammy Little, 1968-69

FIELD GOAL ATTEMPTS

Game	35	Sammy Little (2/22/69) vs. USA
Season	630	Devin Schmidt, 2013-2017
Career	2,026	Devin Schmidt, 2013-2017

FIELD GOAL PERCENTAGE

Season	.752	Zebton Wells 2001-02
Career	.679	Cedric Harper, 2016-2019

FREE THROWS

Game	17	Chris Sykes (1/28/97) vs. Lane
Season	198	Willie Readus, 2013-14
Career	545	Devin Schmidt, 2013-2017

FREE THROWS ATTEMPTED

Game	35	Sammy Little (2/22/69) vs. USA
Season	276	Chris Sykes, 1996-97
Career	712	Chris Sykes, 1997-99

FREE THROW PERCENTAGE

Season	.881	Sammy Little, 1967-68
Career	.824	Brad Longino, 1990-93

THREE-POINT FIELD GOALS

Game	11	Kelen Dietrich (2/9/21) vs. Alabama-Huntsville
Season	112	Devin Schmidt, 2013-2017
Career	307	Devin Schmidt, 2013-2017

THREE-POINT FG ATTEMPTS

Game	16	Kelen Dietrich (2/9/21) vs. Alabama-Huntsville
Season	307	Devin Schmidt, 2013-2017
Career	590	Devin Schmidt, 2013-2017

REBOUNDS

Game	26	Gene Kirk (1/20/68) vs. Arkansas-Monticello
Season	414	Gerald Glass, 1986-87
Career	1,014	Alvin Ratliff, 1969-71

TEAM SCORING

Game	155, (12.2.82) vs. Baptist Christian
Season	2,669, 1986-87

TEAM SCORING AVERAGE

Season	87.4, 1968-69
--------	---------------

TEAM FIELD GOAL PERCENTAGE

Game	.720 vs. Ark. Baptist (2.17.00)
Season	.559, 1963-64

TEAM FREE THROW PERCENTAGE

Game	.923 vs. Union (2.22.14)
Season	.748, 1961-62

TEAM THREE-POINT FIELD GOALS

Game	20, (11.21.15) vs. Johnson Bible
GSC	18, (2.2.21) vs. Alabama Huntsville
Season	235, 2015-16

TEAM THREE-POINT FG ATTEMPTS

Game	42, (2.2.21) vs. Alabama Huntsville
Season	647, 2015-16

TEAM REBOUNDS

Game	79, (12.2.82) vs. Baptist Christian
Season	1346, 1986-87

TEAM REBOUNDING AVERAGE

Season	50.7, 1965-66
--------	---------------

REGIONAL CHAMPIONSHIPS

1948 • 1949 • 1950



REGIONAL CHAMPIONSHIPS

1987 • 1998



GULF SOUTH CHAMPIONSHIPS

1972 • 1986 • 1993 • 1997
1998 • 2006 • 2019





RECORD VERSUS ALL OPPONENTS

GULF SOUTH CONFERENCE SCHOOLS

Alabama-Huntsville	22-22
Auburn-Montgomery	8-2
Christian Brothers	64-44
Lee (Tenn.)	9-4
Mississippi College	59-35-1
Montevallo	13-4
Shorter	9-5
Union (Tenn.)	42-19
Valdosta State	24-26
West Alabama	44-30
West Georgia	29-21
West Florida	16-10

MISSISSIPPI SCHOOLS

Alcorn State	7-5
Belhaven College	18-6
Blue Mountain College	1-1
Copiah-Lincoln CC	0-1
Holmes CC	2-2
Jackson State	0-1
Millsaps College	24-8
Mississippi	4-3
Mississippi (Fr.)	1-1
Mississippi College (Fr.)	0-1
Mississippi Delta CC	6-12
Mississippi State	1-16
Mississippi Valley State	14-15
Northwest Mississippi CC	5-2
Southern Mississippi	20-31
Tougaloo	13-0
William Carey	1-0

NONCONFERENCE OPPONENTS

Abilene Christian	2-0
Alabama A&M	0-1
Alabama	0-1
Albany State	2-0
Arkansas Baptist	21-1
Arkansas College	6-1
Arkansas Little Rock	4-3
Arkansas Monticello	65-21
Arkansas Pine Bluff	12-2
Arkansas State	14-21
Arkansas Tech	25-18
Athens State College	1-0
Augustana College (Ill.)	0-1
Austin Peay	10-6
Baptist Christian	7-0
Baptist University	1-0
Barry University	1-0
Bellarmine	4-2
Belmont University	0-1
Berry College	2-0
Bethel College	13-10
Birmingham Southern	9-4
Bishop College	0-1
Blackburn College	2-0
Brigham Young	0-1

Bryan College	1-0
Calvin College	1-0
Carson Newman College	0-1
Caruthersville CC	0-1
Central Arkansas	29-15
Cent. Methodist College	1-0
Central Missouri State	1-1
Central State (Ohio)	2-1
Champion Baptist	2-0
Charleston	0-1
Chicago State	1-0
Clark-Atlanta	1-0
Clarksdale Independents	2-0
Cleveland Independents	4-2
Cleveland Kelso Cleaner	1-0
Coca Cola Bottlers	1-0
Coca Cola Triangles	1-0
College of Faith	1-0
Columbus College	1-0
Concordia-Selma	4-0
Covenant College	1-0
Culver Stockton College	0-1
Cumberland (Tenn.)	3-1
Dakota Wesleyan	1-0
David Lipscomb	1-0
Delta All Stars	1-0
Dillard University	7-0
District of Columbia	1-0
Dr. Pepper All-Stars	1-0
Drury College	4-2
Earle Independents	0-2
East Tennessee State	1-1
East Texas Baptist	0-1
Ecclesia College	1-0
Eckerd College	6-3
Emporia State	0-1
Evanjel College	1-1
Evansville	0-1
Fisk	1-0
Florida Southern	3-9
Fort Valley State	0-1
Fredonia State	1-0
Freed-Hardeman	2-0
Georgetown College	2-0
Georgia College and State	0-2
Georgia Southern	1-1
Georgia State	2-0
Harding University	13-9
Henderson State	24-23
Hendrix College	0-3
Hodges Brother	1-0
Hollandale Independents	7-1
Huston-Tillotson College	1-0
Indiana Southeast	1-0
Indiana State	0-2
Indianola Independents	0-2
John Brown	1-1
Jacksonville State	25-27
Keesler AFB	3-0

Kentucky Wesleyan	2-9
Lake Superior State	1-0
Lamar	1-0
Lambuth College	7-12
Lane College	7-5
LeMoyne-Owen College	9-7
Lenoir-Rhyne	1-0
Lincoln Memorial	1-2
Louisiana Christian	1-0
Louisiana College	14-10
Louisiana-Monroe	15-23
Louisiana Tech	3-0
Lovola University	3-2
Luther College	0-1
Lynn University	1-0
McDonald Scots	1-0
McNeese State	0-1
Marvcrest College	0-1
Memphis	20-17
Memphis Navy	3-1
Memphis YMCA	2-0
Mercer University	0-1
Mexico University	2-0
Middle Tennessee State	4-0
Midwestern State (Texas)	0-1
Miles College	9-3
Milligan College	0-1
Missouri Baptist College	2-0
Missouri Southern State	1-0
Missouri Western State	0-1
Mississippi University for Women	1-0
Morehouse College	0-1
Murray State	6-18
New Mexico State	1-0
New Paltz State	1-0
New York Celtics	0-2
Nicholls State	3-11
North Alabama	47-42
North Central Illinois	2-0
North Texas	1-0
Northeast Missouri State	0-2
Northeastern Oklahoma	1-0
Northwest Missouri State	1-1
Northwestern State (La.)	5-12
Nova Southeastern	1-0
Oakwood	1-0
Oglethorpe University	1-1
Ohio Southern	1-0
Olivet College	1-0
Quachita Baptist	31-10
Pace Independents	3-0
Palm Beach Atlantic	1-0
Park University	1-0
Pensacola Christian	1-0
Pfeiffer College	1-0
Philander Smith	3-0
Phillips College	1-0
Quincy College	0-1
Rhodes College	20-4
Rollins College	0-1
St. Andrews Presbyterian	1-0
St. Cloud State	1-0

St. Leo	1-1
St. Mary's (Wis.)	0-1
St. Paul's (Va.)	1-0
Salem International	0-1
Sam Houston State	1-1
Samford	8-3
San Diego	0-1
Selma University	7-0
Shaw Independents	1-0
Sheboygan	0-1
Shepherd Tech	2-1
Simpson College	1-0
Sioux Falls College	1-0
South Alabama	2-1
Southeast Missouri State	9-10
Southeastern Louisiana	17-14
Southeastern Oklahoma	3-1
Southern Illinois-Carbondale	2-1
Southern Illinois-Edwardsville	3-1
Southern Arkansas	31-11
Southern Indiana	0-1
Southern Tech (Ga.)	1-0
Southern University (La.)	1-0
Southwest Baptist (Mo.)	0-1
Southwest Missouri State	1-1
Southwestern Louisiana	4-1
Spring Hill	24-13
Stetson University	1-0
Stillman College	1-0
Tampa	2-0
Tarleton State	1-1
Tennessee-Chattanooga	0-1
Tennessee-Martin	39-28
Tennessee-Martin CC	0-2
Tennessee State	0-1
Tennessee Tech	4-2
Tennessee Temple	5-0
Tennessee Wesleyan	0-1
Texas College	2-0
Texas A&M-Commerce	3-1
Texas El Paso	0-1
Texas Wesleyan	0-1
Transylvania University	1-1
Trinity University (Texas)	0-1
Troy	21-19
Tupelo Independents	2-1
Tuskegee	1-1
U.S. Merchant Marine	2-0
Union College	1-0
Victory University	3-0
Virginia Union	0-2
Wayland Baptist	1-0
West Texas A&M	0-1
Western Kentucky	0-6
William Mayfield	0-1
Wisconsin-Parkside	1-0
Wisconsin-Superior	1-0
Wofford College	1-0
Xavier University (La.)	4-2

2021-2022 Delta State University Men's Basketball Overall Statistics (as of Dec 20, 2021)

Overall Record: 5-7 Conf: 4-2 Home: 3-4 Away: 2-2 Neutral: 0-1

#	Player	GP-GS	MIN	AVG	FG		3PT		FT		Rebounds				PF	DQ	A	TO	BLK	STL	PTS	AVG
					FG-FGA	FG%	3FG-FGA	3FG%	FT-FTA	FT%	OFF	DEF	TOT	AVG								
05	Brooks, Airen	12-12	383	31.9	60-160	.375	35-105	.333	34-41	.829	13	69	82	6.8	39	4	18	22	5	11	189	15.8
02	Cartwright, Maalik	11-11	331	30.1	61-110	.555	0-1	.000	18-33	.545	21	52	73	6.6	23	0	36	21	17	7	140	12.7
25	Dietrich, Kelen	12-12	425	35.4	42-102	.412	33-79	.418	17-23	.739	6	31	37	3.1	31	2	14	24	1	9	134	11.2
22	Walker-Gregg, Kasey	12-12	467	38.9	44-97	.454	16-43	.372	26-38	.684	6	32	38	3.2	23	0	32	19	2	6	130	10.8
01	Cotton, Lee	12-12	380	31.7	38-79	.481	24-51	.471	18-28	.643	17	50	67	5.6	20	0	23	24	5	4	118	9.8
13	Hall, Bryson	12-0	113	9.4	23-41	.561	3-9	.333	10-18	.556	4	19	23	1.9	11	0	7	15	1	1	59	4.9
31	Franklin, Demond	6-0	45	7.5	7-14	.500	2-4	.500	2-4	.500	4	1	5	0.8	4	0	3	6	0	0	18	3.0
21	Minter, Z'Mari	12-0	160	13.3	13-25	.520	4-10	.400	2-2	1.000	5	21	26	2.2	19	0	9	13	8	7	32	2.7
12	Zurabashvili, Mikheil	6-1	82	13.7	3-12	.250	2-8	.250	0-4	.000	1	3	4	0.7	5	0	6	5	0	0	8	1.3
10	Knight, Jonathan	3-0	26	8.7	0-3	.000	0-1	.000	3-4	.750	0	3	3	1.0	2	0	1	4	0	0	3	1.0
23	Laatsch, Austin	6-0	50	8.3	2-9	.222	0-6	.000	0-1	.000	4	3	7	1.2	6	0	3	2	0	4	4	0.7
24	Jenkins, Bryson	2-0	13	6.5	0-0	.000	0-0	.000	0-0	.000	0	0	0	0.0	0	0	1	0	0	0	0	0.0
Total		12	2475	206.3	293-652	.449	119-317	.375	130-196	.663	95	315	410	34.2	183	6	153	173	39	49	835	69.58
Opponents			2475	206.3	327-752	.435	85-255	.333	147-206	.714	143	297	440	36.7	193	1	146	109	32	91	886	73.83

Team Statistics	Delta	OPP	Conf	Date	Opponent	W/L	Score	Att.
SCORING	835	886		11/12/21	at Eckerd	W (OT)	86-80	141
Points Per Game	69.6	73.8		11/13/21	vs Fla. Southern	L	56-91	121
Scoring Margin	-4.2	-		11/18/21	LEMOYNE-OWEN	L	84-89	467
FIELD GOALS-ATT	293-652	327-752		11/20/21	LANE	L	62-65	467
Field Goal Pct	.449	.435		11/23/21	BLUE MOUNTAIN (MS)	L	56-61	356
3 POINT FG-ATT	119-317	85-255		11/29/21	at Southern Ark.	L	60-82	388
3PT FG Pct	.375	.333	*	12/02/21	ALABAMA HUNTSVILLE	W (OT)	84-83	657
3PT Made Per Game	9.9	7.1	*	12/04/21	WEST ALA.	W	62-55	567
FREE THROWS-ATT	130-196	147-206	*	12/12/21	at AUM	W	78-67	164
FT Pct	.663	.714	*	12/14/21	at Montevallo	L	62-69	151
FT Made Per Game	10.8	12.3	*	12/18/21	CHRISTIAN BROTHERS	W	66-59	478
REBOUNDS	410	440	*	12/20/21	UNION (TN)	L (OT)	79-85	678
Rebounds Per Game	34.2	36.7						
Rebounds Margin	-2.5	-						
ASSISTS	153	146						
Assists Per Game	12.8	12.2						
TURNOVERS	173	109						
Turnovers Per Game	14.4	9.1						
Turnovers Margin	-5.3	-						
Assist/Turnover Ratio	0.9	1.3						
STEALS	49	91						
Steals Per Game	4.1	7.6						
BLOCKS	39	32						
Blocks Per Game	3.3	2.7						
ATTENDANCE	3,670	844						
Dates/Avg Per Date	7-524	4-211						
Neutral Site #/Avg	-	1-121						

* = Conference game

Score by Periods	1st	2nd	OT	Total
Delta St.	371	422	42	835
Opponents	395	450	41	886

**2021-2022 Delta State University Men's Basketball
Overall Statistics (as of Dec 20, 2021)**

Conference Games Only

Conf: 4-2 Home: 3-1 Away: 1-1 Neutral: 0-0

#	Player	GP-GS	MIN	AVG	FG		3PT		FT		Rebounds				PF	DQ	A	TO	BLK	STL	PTS	AVG
					FG-FGA	FG%	3FG-FGA	3FG%	FT-FTA	FT%	OFF	DEF	TOT	AVG								
05	Brooks, Airen	6-6	197	32.8	26-69	.377	17-54	.315	13-16	.813	6	32	38	6.3	16	1	8	6	5	3	82	13.7
25	Dietrich, Kelen	6-6	229	38.2	21-51	.412	17-40	.425	12-14	.857	3	15	18	3.0	9	0	5	11	0	7	71	11.8
22	Walker-Gregg, Kasey	6-6	243	40.5	24-49	.490	7-21	.333	14-25	.560	4	16	20	3.3	13	0	21	8	2	4	69	11.5
01	Cotton, Lee	6-6	174	29.0	22-40	.550	16-28	.571	7-12	.583	7	22	29	4.8	12	0	10	11	2	1	67	11.2
02	Cartwright, Maalik	6-6	181	30.2	26-51	.510	0-1	.000	8-11	.727	8	30	38	6.3	14	0	23	14	8	2	60	10.0
13	Hall, Bryson	6-0	69	11.5	15-25	.600	2-7	.286	8-12	.667	2	13	15	2.5	4	0	4	10	1	1	40	6.7
21	Minter, Z'Mari	6-0	112	18.7	10-19	.526	4-7	.571	0-0	.000	5	14	19	3.2	11	0	7	9	6	6	24	4.0
31	Franklin, Demond	6-0	45	7.5	7-14	.500	2-4	.500	2-4	.500	4	1	5	0.8	4	0	3	6	0	0	18	3.0
Total		6	1250	208.3	151-318	.475	65-162	.401	64-94	.681	47	164	211	35.2	83	1	81	84	24	24	431	71.83
Opponents			1250	208.3	154-387	.398	52-152	.342	58-89	.652	86	135	221	36.8	87	0	73	53	13	42	418	69.67

Team Statistics	Delta	OPP	Date	Opponent	W/L	Score	Att.
SCORING	431	418	12/02/21	ALABAMA HUNTSVILLE	W (OT)	84-83	657
Points Per Game	71.8	69.7	12/04/21	WEST ALA.	W	62-55	567
Scoring Margin	2.1	-	12/12/21	at AUM	W	78-67	164
FIELD GOALS-ATT	151-318	154-387	12/14/21	at Montevallo	L	62-69	151
Field Goal Pct	.475	.398	12/18/21	CHRISTIAN BROTHERS	W	66-59	478
3 POINT FG-ATT	65-162	52-152	12/20/21	UNION (TN)	L (OT)	79-85	678
3PT FG Pct	.401	.342					
3PT Made Per Game	10.8	8.7					
FREE THROWS-ATT	64-94	58-89					
FT Pct	.681	.652					
FT Made Per Game	10.7	9.7					
REBOUNDS	211	221					
Rebounds Per Game	35.2	36.8					
Rebounds Margin	-1.6	-					
ASSISTS	81	73					
Assists Per Game	13.5	12.2					
TURNOVERS	84	53					
Turnovers Per Game	14.0	8.8					
Turnovers Margin	-5.2	-					
Assist/Turnover Ratio	1.0	1.4					
STEALS	24	42					
Steals Per Game	4.0	7.0					
BLOCKS	24	13					
Blocks Per Game	4.0	2.2					
ATTENDANCE	2,380	315					
Dates-Avg Per Date	4-595	2-158					
Neutral Site #-Avg	-	0-0					

Score by Periods	1st	2nd	OT	Total
Delta St.	185	221	25	431
Opponents	179	209	30	418