

# DELTA STATE

## STATESMEN FOOTBALL | 2021 OFFICIAL GAME NOTES

2000 NCAA NATIONAL CHAMPIONS | SEVEN GULF SOUTH CONFERENCE CHAMPIONS | FOUR NCAA REGIONAL TITLES | NINE NCAA PLAYOFF APPEARANCES

**GAME 2** **MCKENDREE UNIVERSITY**  
September 11, 2021 • 6 p.m.  
Cleveland, Miss. | Parker Field-McCool Stadium

### » GAME DAY INFORMATION

Location	Cleveland, Miss.
Kickoff	6 p.m.
Site	Parker Field-McCool Stadium
Capacity	8,500
Surface	Artificial Turf

### » INSIDE THE SERIES

Meeting	1ST
Series Record:	First-Meeting
In Cleveland, Miss.	0-0
In McKenzie, Tenn.	0-0
Last Meeting	0-0
Location	--
Result	--

### » GET SOCIAL!

Official Twitter Account	@DSUStatesmen
Football Twitter Accounts	@DeltaStateFB @CoachToddCooley
Instagram Account	@DSUAthletics
Facebook Account	Facebook.com/DSUStatesmen
Hashtags	#DSUFAMILY #WhereChampionsPlay

### » ON THE AIR

Radio	Statesmen Sports Network
Online (iOS   Android)	GoStatesmen.com
Flagship Station	WMJW 107.5 FM   Cleveland, Miss.
Play-by-Play	Cody Clark (2nd season)
Analyst/Producer	Philip Tang (7th season)
Sideline Reporter	Lane Quinton (9th season)

### STATESMEN

1-0  
OVERALL

0-0  
GSC

RV

AFC TOP 25

TODD COOLEY

HEAD COACH

44-32  
OVERALL

8TH  
SEASON



35th PIG PICKIN'  
WEEKEND

MCKENDREE

@

DELTA STATE

SEPTEMBER 11, 2021 | 6 PM

PARKER FIELD-McCOOL STADIUM  
CLEVELAND, MISSISSIPPI



### BEARCATS

0-1  
OVERALL

0-0  
GLVC

NR

AFC TOP 25

MIKE BABCOCK

HEAD COACH

44-34  
OVERALL

9TH  
SEASON



### DELTA STATE WELCOMES MCKENDREE FOR PIG PICKIN'

➔ **STATESMEN HOST MCKENDREE FOR 35th PIG PICKIN':** Delta State University (1-0, 0-0 GSC) play host to Great Lakes Valley Conference member **McKendree University** (0-1, 0-0 GLVC) on Saturday, Sept. 11, 2021. The game is part of the 35th annual Pig Pickin' festivities with kickoff set for 6 p.m. at Parker Field-McCool Stadium.

➔ **INSIDE THE SERIES:** Delta State and McKendree meet for the first time on the gridiron.

➔ **STATESMEN IN SEPTEMBER:** DSU boasts a **151-88-6** record in September, including a **20-10** record under coach Cooley.

➔ **QUICK START FOR THE BIG GREEN:** Aided by a 20-point first quarter, the Statesmen scored 34 points in the first half against Bethel University.

The 34 first-half points were the sixth most points in a first-half under eighth-year head coach **Todd Cooley** and the most points in a first half since 2017. Delta State scored 56 first-half points against visiting Concordia (11.9.15) and 41 against Concordia (11.8.14). The Statesmen have scored 31 points in the opening half three times, most recently in the 2017 NCAA playoffs against Bowie State (11.18.17). The green-and-white put 42 points on the board against Central State (Ohio) (9.28.14) and 35 against Fort Valley State (9.16.14). The 20 points were the most first-quarter points since 2017 vs. Ft. Valley State.

➔ **SHEGOG EFFICIENT:** Redshirt junior **Patrick Shegog** completed 16-of-19 passes for 196 yards and tied a career-high with three touchdown passes. Shegog's tossed three touchdowns in a game for the second time in his career, dating back to three scoring tosses against West Florida (9.29.18). His 196 yards passing are the second-most in his career after throwing for 219 against Shorter (10.25.18).

➔ **STATESMEN DEBUTS:** The **#DSUFAMILY** saw 22 players see their first action in the green-and-white uniform against Bethel University.

➔ **THE TURNOVER BATTLE:** The Statesmen were plus-one against Bethel University, intercepting four passes and recovering two fumbles.

**Sherrod Paige** became the first Statesmen to pick off two passes in a debut since All-American **Junior Falk** posted two in his Statesmen debut against Tusculum University (9.5.19). **Ty Woods** had an interception and a fumble recovery while Faulk recorded his 10th career interception. John Valesco had DSU's second fumble recovery.

➔ **CLIMBING THE INT CHART:** Junior **Faulk's** interception was the 10th of his career, tying him for fourth in career interceptions with **Kim Stewart** (1969-70) and **Don Fennell** (1964-66). Faulk needs two interceptions to move into third, three to move into second and four to tie **Dominique Davenport** (2008-2011) atop the list. (See Career INT list on page five). Faulk set the Delta State single season record with nine interceptions in 2019 to break the old mark of eight held by Garrett Williams (2010).

### SCHEDULE & RESULTS



BETHEL UNIVERSITY  
W | 48-14  
FLOSPORTS



MCKENDREE (PP)  
9.11 | 6 PM  
FLOSPORTS



@ WEST GEORGIA  
9.18 | 5 PM  
NOV. 13 | 12 PM



@ JACKSON STATE  
9.25 | 2 PM



WEST FLORIDA  
10.2 | 6 PM  
FLOSPORTS



@ VALDOSTA STATE  
10.9 | 6 PM  
FLOSPORTS



NORTH GREENVILLE  
10.16 | 2 PM  
FLOSPORTS



@ WEST ALABAMA  
10.23 | 4 PM  
FLOSPORTS



SHORTER (HC)  
10.30 | 2 PM  
FLOSPORTS



MISSISSIPPI COLLEGE  
11.6 | 2 PM  
HERITAGE BELL CLASSIC



## DELTA STATE FAST FACTS

Name of School	Delta State University
City/Zip	Cleveland, MS 38733
Founded	1924
Enrollment	3,832
Nickname	Statesmen
School Colors	Forest Green & White
Affiliation	NCAA Division II
Conference	Gulf South
President	William N. LaForge (Delta State, 1970)
Athletic Director	Ronnie Mayers (Delta State, 1972)

## STADIUM INFORMATION

Home Field	Parker Field at McCool Stadium
Capacity	8,000
Surface	Hellas Artificial Turf
Record at Parker Field-McCool Stadium	154-89-8
NCAA Playoff Record at Parker-McCool	8-3

## HISTORY

First Year of Football	1926
All-Time Record	477-400-23
GSC Championships	Seven/1998, 2000, 2007, 2008, 2010, 2011, 2014
NCAA National Championships	One/2000
No. of Years in NCAA Tournament	Nine
NCAA Postseason Record	15-8
All-Time Bowl/Post-Season Record	17-8
Last Post-Season Appearance	2017
Finish	1-1/L, 27-20 vs. West Alabama   NCAA 2nd Round

## TEAM INFORMATION

2019 Final Record	6-4
Gulf South Conference	5-3   Tied for 3rd
Final National Ranking	Not Ranked
Basic Offense	Spread Multiple
Basic Defense	4-3
Starters Returning/Lost	11/11
Offense	6/5
Defense	5/6
Specialty	0/3
Lettermen Returning/Lost	25/27

## ONLINE: GOSTATESMEN.COM

GoStatesmen.com offers complete coverage of Delta State football each week online with a live in-game blog and live stats provided through SideArm Sports. GoStatesmen.com is also optimized for all devices.

## PRINTING PARTNER: THE IMAGE SPECIALIST

Delta State University Athletics would like to thank their official printing partner, The Image Specialist! For more information on The Image Specialist, please visit SouthernDuplicating.com today.



## WEEKLY SCHEDULE

<b>MONDAY   6</b> • 12 pm   Hey Coach @ Hey Joe's (Cleveland)	<b>TUESDAY   7</b> • 3:45 pm   Practice	<b>WEDNESDAY   8</b> • 3:45 pm   Practice	<b>THURSDAY   9</b> • 3:45 pm   Practice	<b>FRIDAY   10</b> • 3:45 pm   Practice	<b>SATURDAY   11</b> • 6 PM   MCKENDREE	<b>SUNDAY   12</b> • 5 pm   STRETCH
--	--	--	---	--	--	--

## COACHING STAFF

Head Coach	Todd Cooley
Alma Mater/Year	Arkansas Tech/1999
Record at DSU/Years	44-32/8th
Career Collegiate Record	44-32/8th
NCAA Playoff Record	1-2
NCAA Playoff Appearances	2/2014, 2017
Football Office Phone	(662) 846-4300
Best Time To Reach	Mornings (9-11 a.m.)

## ASSISTANT COACHES

Kelvin Green (Clemson, 2009)	Defensive Coordinator   LB
Jonathan Fletcher (Knox, 2011)	Offensive Coordinator   OL
Tyler Hasty (Guilford, 2011)	Assistant Coach   Recruiting Coordinator   QB
Christ West (Valdosta State, 2016)	Assistant Coach   DL
Geoff Terry (Buffalo, 2001)	Assistant Coach   DB
Marcus Windham (Southwest Baptist, 2014)	Assistant Coach   RB
Tristan Speer (Delta State, 2021)	Assistant Coach   RB
Mark Hatcher (Coastal Carolina, 2017)	Graduate Assistant   DB
Ashly Salomonsky (North Alabama, 2016)	Graduate Assistant   OL
Sam Rayburn (Univ. of Mississippi, 2019)	Graduate Assistant   DL
Blake Crandall (Southern Miss., 2020)	Graduate Assistant   LB
Jay Thomason	Life Skills Coach

## ATHLETIC TRAINING


Abby Havard, ATC/LAT	Assistant AD for Sports Medicine
Andy Haier, ATC	Assistant Director
Katherine Kratzer, ATC	Assistant Director

## EXTERNAL RELATIONS | ATHLETIC COMMUNICATIONS

Delta State University's Office of External Relations provides a full service public relations shop to members of the media. Game day services include credentials, statistics, photography, video clips (where available), and post-game access to coaches and student-athletes. The Office of Athletic Communications is located on the second floor of Chadwick-Dickson Fieldhouse adjacent to Parker Field-McCool Stadium.



FRED SINGTON



CODY CLARK



PHILIP TANG

**Football Contact** ..... Fred Sington

E-Mail: fsington@deltastate.edu | Cell: (662) 588-6232

**Secondary Contact** ..... Cody Clark

E-Mail: cclark@deltastate.edu | Cell: (843) 610-6007

**Fiosports/Multimedia/SSN Producer** ..... Philip Tang

E-Mail: ptang@deltastate.edu | Cell: (731) 293-8344

**Graduate Assistant** ..... Ryan Zimmerman

E-Mail: rzimmerman@deltastate.edu | Cell: (773) 484-8134

**Graduate Assistant** ..... Keenan Davis

E-Mail: kdavis@deltastate.edu | Cell: (901) 619-4443

## GULF SOUTH CONFERENCE STANDINGS

SCHOOL	CONF	CPCT.	OVERALL	PCT.	HOME	AWAY	NEUTRAL	STREAK
<b>Delta State</b>	<b>0-0</b>	<b>0.000</b>	<b>1-0</b>	<b>1.000</b>	<b>0-0</b>	<b>0-0</b>	<b>0-0</b>	<b>W1</b>
North Greenville	0-0	0.000	1-0	1.000	1-0	0-0	0-0	W1
Shorter	0-0	0.000	1-0	1.000	1-0	0-0	0-0	W1
Valdosta State (#6)	0-0	0.000	1-0	1.000	1-0	0-0	0-0	W1
West Alabama	0-0	0.000	1-0	1.000	1-0	0-0	0-0	W1
West Florida (#1)	0-0	0.000	1-0	1.000	0-0	1-0	0-0	W1
West Georgia	0-0	0.000	1-0	1.000	0-0	1-0	0-0	W1
Mississippi College	0-0	0.000	0-1	0.000	0-1	0-0	0-0	L1

## SCHEDULE &amp; RESULTS | WEEKLY AWARDS

## SATURDAY, SEPT. 11

West Alabama @ Tuskegee Tuskegee	1:00 P.M.
Valdosta State @ Virginia Union	4:00 P.M.
North Greenville @ Newberry Newberry	6:00 P.M.
Southwest Baptist @ West Florida	6:00 P.M.
Morehouse @ West Georgia	6:00 P.M.
<b>McKendree University @ Delta State (PP)</b>	<b>6:00 P.M.</b>
Shorter @ Albany State	7:00 P.M.

## SATURDAY, SEPT. 16

North American @ West Alabama	6:00 P.M.
-------------------------------	-----------

## SATURDAY, SEPT. 18

Shorter Shorter @ Clark Atlanta	11:00 A.M.
University of Fort Lauderdale @ Mississippi College	2:00 P.M.
<b>Delta State @ West Georgia</b>	<b>5:00 P.M.</b>
West Florida @ Texas A&M-Commerce	6:00 P.M.
Albany State @ Valdosta State	6:00 P.M.
North Greenville @ The Citadel	6:00 P.M.

## SATURDAY, SEPT. 25

Shorter Shorter @ Clark Atlanta	11:00 A.M.
University of Fort Lauderdale @ Mississippi College	2:00 P.M.
<b>Delta State @ West Georgia</b>	<b>5:00 P.M.</b>
West Florida @ Texas A&M-Commerce	6:00 P.M.
Albany State @ Valdosta State	6:00 P.M.
North Greenville @ The Citadel	6:00 P.M.



## GSC OFFENSIVE PLAYER OF THE WEEK

WEEK 1	Austin Reed, QB – West Florida
WEEK 2	
WEEK 3	
WEEK 4	
WEEK 5	
WEEK 6	
WEEK 7	
WEEK 8	
WEEK 9	
WEEK 10	
WEEK 11	

## GSC DEFENSIVE PLAYER OF THE WEEK

WEEK 1	Mondrell Jefferson, DB – Valdosta State
WEEK 2	
WEEK 3	
WEEK 4	
WEEK 5	
WEEK 6	
WEEK 7	
WEEK 8	
WEEK 9	
WEEK 10	
WEEK 11	

## GSC SPECIAL TEAMS PLAYER OF THE WEEK

WEEK 1	Estin Thiele, K – Valdosta State
WEEK 2	
WEEK 3	
WEEK 4	
WEEK 5	
WEEK 6	
WEEK 7	
WEEK 8	
WEEK 9	
WEEK 10	
WEEK 11	

## GSC FRESHMAN OF THE WEEK

WEEK 1	Cody Gast, DE – West Georgia
WEEK 2	
WEEK 3	
WEEK 4	
WEEK 5	
WEEK 6	
WEEK 7	
WEEK 8	
WEEK 9	
WEEK 10	
WEEK 11	

AMERICAN FOOTBALL COACHES ASSOCIATION  
PRESEASON TOP 25 POLL | SEPT 7, 2021

#	SCHOOL (1ST VOTES)	W-L	PTS.	PREV.
1	<b>West Florida (26)</b>	<b>1-0</b>	<b>698</b>	<b>1</b>
2	Ferris St. (Mich.) (1)	1-0	703	3
3	Minnesota St.	1-0	668	2
4	Northwest Missouri St.	1-0	629	4
5	<b>Valdosta St. (Ga.)</b>	<b>1-0</b>	<b>599</b>	<b>61</b>
6	Lenoir-Rhyne (N.C.) (1)	1-0	593	61
7	Texas A&M-Commerce	1-0	560	8
8	Slippery Rock (Pa.)	1-0	547	5
9	Colorado School of Mines	1-0	504	10
10	Notre Dame (Ohio)	1-0	499	9
11	Ouachita Baptist (Ark.)	1-0	433	11
12	Indianapolis (Ind.)	1-0	399	14
13	Shepherd (W.Va.)	1-0	368	15
14	Grand Valley St. (Mich.)	0-0	308	16
15	Indiana (Pa.)	0-0	266	17
16	Tiffin (Ohio)	1-0	236	19
17	Harding (Ark.)	1-0	227	22
18	Kutztown (Pa.)	1-0	220	20
19	Colorado St.-Pueblo	0-1	201	12
20	Minnesota-Duluth	1-0	189	23
21	Wingate (N.C.)	1-0	156	241
22	Angelo St. (Texas)	1-0	134	NR
23	Pittsburg St. (Kan.)	1-0	123	NR
24	<b>West Georgia</b>	<b>1-0</b>	<b>71</b>	<b>NR</b>
25	Bowie St. (Md.)	0-1	58	18

**OTHERS RECEIVING VOTES:** Delta St. (Miss.), 46; Augustana (S.D.), 34; Tusculum (Tenn.), 33; Henderson St. (Ark.), 31; West Texas A&M, 27; Nebraska-Kearney, 25; Central Missouri, 24; **West Alabama, 21**; Truman St. (Mo.), 15; Bentley (Mass.), 12; Midwestern St. (Texas), 11; Ashland (Ohio), 7; Charleston (W.Va.), 5; Fort Hays St. (Kan.), 5; West Chester (Pa.), 5; Washburn (Kan.), 4; California (Pa.), 3; Lindenwood (Mo.), 2; Virginia Union, 2; Carson-Newman (Tenn.), 1; Bemidji St. (Minn.), 1; UT-Permian Basin (Texas),

## HONORING OUR PAST



## RETRO LOOK FOR 2019

Since taking over the program in 2013, head coach **Todd Cooley** has not been afraid of change. However, the one constant each year has been Delta State's green helmets.

This year, Cooley and his staff are paying tribute to the teams of the late 1980s and 1990s by going "old school" with white face masks and the DSU block state logo. Previous designs are below.





## SERIES NOTEBOOK: MCKENDREE UNIVERSITY

- **Delta State and McKendree University** collide on the gridiron for the first time. Northern Michigan's Drake Davis tossed a nine-yard touchdown pass with 6:20 left for a 27-20 win over the homestanding Bearcats.
- **Mike Babcock** is in his ninth year at the helm of the Bearcats with a 44-34 record following McKendrees 27-20 loss to Northern Michigan.
- **McKendree** played their 2020 season in the spring posting a 1-1 record. The Bearcats defeated Quincy University 30-8 and fell to the University. The Bearcats posted a 5-6 record and a 3-4 GLVC record in 2019.
- **Statesmen vs. GLVC**: McKendree marks the third straight season that Delta State faces a school from the Great Lakes Valley Conference for the third straight season. The Statesmen are 1-4 all-time against the GLVC all-time after a 28-24 loss to Grand Valley State in 2019. Delta State is 0-3 against GVSU, 0-1 vs. Indianapolis and 1-0 vs. Southwest Baptist.
- **GLVC Preseason Poll**: McKendree is picked fifth in the GLVC Preseason Coaches Poll announced on July 30, 2021. The University of Indianapolis was voted atop the 2021 preseason poll, UIndy received five of the possible eight first-place votes, while Lindenwood University collected 44 points and three first-place votes to finish second. Truman State University, Missouri S&T, and McKendree University round out the top five, while Southwest Baptist University, William Jewell College, and Quincy University close the poll.

## BEARCATS

0-1  
OVERALL0-0  
MSCNR  
NAIAMIKE BABCOCK  
HEAD COACH44-34  
OVERALL9TH  
SEASON

## SERIES HISTORY

- 1st meeting in series history
- Overall: 0-0
- In Cleveland: 0-0
- In Lebanon, Ill.: 0-0
- Last Five Meetings: --
- Last 10 Meetings: --



GM	W/L	DATE	DSU	LOCATION	BU
First Meeting					

- **Offensive Notes**: McKendree had 205 yards of total offense, 103 on the ground and 102 through the air. Turner Pullen complete 11-of-23 passes for 102 yards and a touchdown that tied the game 13-13 in the second half. Narkel Leflore rushed 12 times for 65 yards to lead the rushing attack. Steven Towns had seven receptions for 89 yards and a touchdown.
- **Defensive Notes**: The Bearcats yielded 419 yards to Northern Michigan, 179 in the air and 240 on the ground. Michael Tucker, Sidney Houston and KeShon Spraggins recorded seven tackles to lead the defense. Houston had three tackles for a loss, including the defense's lone sack of the day.
- **Special Teams Notes**: Ryan Castle connected on field goals from 39 and 43 in the fourth quarter for the Bearcats. Andrew Anckle punted eight times for 48.4 yards per boot with a long of 54 and two inside the opponent 20 yard line.

## HOW THEY COMPARE (2021)

STATESMEN (1-0, 0-0 GSC)		BEARCATS (0-1, 0-0 MSC)
48.0	PPG	20.0
24.0	1ST DOWNS	10.0
191.0	RUSH YPG	103.0
318.0	PASS YPG	102.0
509.0	TOTAL OFFENSE	205.0
4	PASS TD	1
1	PASS INT	0
3	RUSH TD	1
0-of-3	FG	2-of-2
30:27	T.O.P.	26:41
0 (0)	SACKS ALLOWED	4 (31)
14.0	SCORING DEFENSE	27.0
65.0	RUSH YPG/ALLOWED	240.0
291.0	PASS YPG/ALLOWED	179.0
356.0	TOTAL OFFENSE/ALLOWED	419.0
6 (39)	SACKS BY	1 (16)
4	INTERCEPTIONS BY	0
3/3	FUMBLES FORCED/RECOVERED	2-1

93

Adrian "Big Dink" Dinkins (1991-2014) passed away on Oct., 2014 in a car accident. Dinkins played 10 games with seven starts in 2013. The Ridgeland, Miss., native registered 33 tackles, 17 solo stops, and 10 tackles or loss that season. Each week the Delta State Coaching Staff assigns the most deserving Statesmen wears No. 93 in memory and honor of Dinkins.

## NO. 93 WEEKLY HONOREES

WEEK 1	#56 Stanley Talley (DL)
WEEK 2	#47 Tim Williams (DL)
WEEK 3	
WEEK 4	
WEEK 5	
WEEK 6	
WEEK 7	
WEEK 8	
WEEK 9	
WEEK 10	
WEEK 11	

## BY THE NUMBERS: DELTA STATE vs. MCKENDREE

0-0  
SERIES RECORD0-0  
RECORD @ PARKER-MCCOOL--  
PPG VS. BU\*--  
TOTAL OFFENSE VS. BU\*  
\*UNDER TODD COOLEY





## NEWS, NOTES, &amp; SIDEBAR STATS

**SPECIAL TEAMS NOTES:** Parker Burleson, Kory Gainwell, and John Boyd shined on special teams for the Statesmen. Burleson punted three times for a 51.3 yard average with two pinned inside the 20 and a long of 59 yards. The freshman also had four of his seven kickoffs go for touchbacks. Gainwell returned two kickoffs for 86 yards with a long return of 48 yards. The University of Memphis transfer rushed eight times for 37 yards and caught one pass seven yards in his debut. Boyd blocked a Bethel punt in the fourth quarter while posting two tackles.

**KIRK SOLID OUTING:** Cole Kirk made his Statesmen debut in the second half against Bethel University, completing 11-of-15 passes for 122 yards and his first career touchdown. Kirk played a majority of the third quarter tossing a 30-yard scoring strike to Deion Dampier with 4:38 left in the fourth quarter for a 41-7 lead.

**SPINNING THE PIGSKIN** Cole Kirk and Patrick Shegog combined to complete 27-of-34 passes for 318 yards and four touchdowns. The last time the Statesmen threw for 300 yards dates to a 322-yard and three touchdown outing against Shorter (10.25.18). Shegog completed 22-of-29 passes for a career-high 319 yards and three touchdowns to lead the Statesmen to a 46-20 win. The last time the Statesmen combined for four touchdown passes in a game came against West Alabama (10.8.16) while also throwing for 427 yards.

**SPREADING THE PIGSKIN** Cole Kirk and Patrick Shegog completed a pass to 11 different receivers in the win over Bethel University. Dohnte Meyers caught five passes for 85 yards and a touchdown in his Statesmen debut and running back Deion Dampier had five grabs for 63 yards and two touchdowns. Returnees Corinthus Edmonds followed with four catches while Todd Lee Battle had three. Robbie Evans had two and Oakey Coleman had one. Additionally, Jaylen Green and Adam Duncan led five newcomers with two receptions. Tyler Kennedy, Kory Gainwell, and Calvin Lockett had one catch apiece.

## PATRICK SHEGOG

5-11 | 190 | SO. | BATESVILLE, MISS.

► Named the 2018 Gulf South Conference Co-Offensive Freshman of the Year after playing in 10 games for the Statesmen at quarterback, making eight starts. The former South Panola HS star completed 168-of-268 passes (58.7 percent) for 1,722 yards with 10 touchdowns and 11 interceptions. He averaged 172.2 yards passing per game while rushing 144 times for 546 yards and four touchdowns. Led all freshmen in the GSC with 226.8 yards of total offense per game.



**D2FOOTBALL.COM PRESEASON ALL-AMERICANS:** Junior Faulk and Innis Claud V were named to the D2Football.com Preseason All-American teams. Faulk was named to the first-team while Claud was listed on the second team.

**DELTA STATE PICKED 3rd IN GSC COACHES POLL:** The Statesmen are picked to finish third in the annual Gulf South Conference Preseason Coaches Poll. Defending National Champion West Florida was named the 2021 GSC Football Preseason Favorite for the first time in school history, collecting 47 points behind five first-place votes. Nipping at the Argonauts' heels is defending GSC Champion Valdosta State which posted 45 points and nabbed the final three first-place votes. Delta State ranked third in the Coaches' Poll voting with 33 points followed by West Alabama (30) and West Georgia (26) to round out the Top Five. Mississippi College (22), North Greenville (14), and Shorter (seven) complete the GSC Pre-Season Poll.

**SIX STATESMEN NAME PRESEASON ALL-GSC:** Six Statesmen (three offensive and three defensive players) were named to the Pre-Season All-GSC Team. Three-time All-GSC center Innis Claud V and junior Nicolas Melsop anchor an offensive line that will open holes for one of the league's top returning backs in senior Rico Owens. The defensive side starts with All-American defensive back Junior Faulk is joined by seniors Dante Williams (LB) and Zane Samuel (DE).

## STATESMEN CAREER INTERCEPTIONS LIST

14	Dominique Davenport, 2008-2011
13	Monterio James, 2005-2007
12	Jamarcus Wiggins, 2004-2007
10	Junior Faulk, 2019-Present
10	Kim Stewart, 1969-70 10
10	Don Fennell, 1964-66



## DELTA STATE 2021 RECORD WHEN

CATEGORY	2021	UNDER COOLEY
At Home	1-0	27-13
On The Road	0-0	17-18
Neutral Site Game	0-0	0-1
vs. GSC	0-0	27-24
vs. Non Conference	1-0	17-8
NCAA Postseason	0-0	1-2
vs. In State Opponents	0-0	5-1
In August	0-0	0-1
1st September	1-0	20-10
In October	0-0	10-16
In November	0-0	12-7
In December	0-0	0-0
On Television	1-0	16-8
Afternoon Games	0-0	19-15
Night Games	1-0	23-16
Decided by 7 pts or less	0-0	10-6
Scoring First	1-0	34-14
Opponent Scores First	0-0	10-18
Leading at Half	1-0	36-3
Trailing at Half	0-0	7-25
Tied at Half	0-0	1-3
Leading after 3 quarters	1-0	37-5
Trailing after 3 quarters	0-0	6-26
Tied After 3 quarters	0-0	1-1
In overtime	0-0	1-1
Scoring 30+ points	1-0	37-5
Scoring 20-29 points	0-0	5-11
Scoring 0-19 points	0-0	2-12
Allowing 30+ points	0-0	10-12
Allowing 20-29 points	0-0	13-8
Allowing 0-19 points	1-0	21-1
Outrushing Opponents	1-0	35-7
Getting Outrushed	0-0	9-24
Passing for more yards	1-0	29-15
Passing for fewer yards	0-0	15-15
Outgaining Opponent	1-0	38-12
Getting Outgained	0-0	5-19
Winning TOP	1-0	19-12
Losing TOP	0-0	24-1
Scoring a Def./ST TD	0-0	17-7
Allowing a Def./ST TD	0-0	10-14
Fewer Penalty Yards	0-0	16-22
More Penalty Yards	1-0	27-9
Winning Turnover Battle	1-0	32-5
Losing Turnover Battle	0-0	8-23
Equal In Turnovers	0-0	4-4



MAKE STATE YOURS™



# TODD COOLEY HC

## THE COOLEY FILE

» Birthdate:	September 7, 1975
» Alma Mater:	Arkansas Tech, 1997 (English)
» Record at Delta State:	44-32 (8th season)
» Gulf South Conference Record:	25-27 (8th season)
» NCAA Postseason Record:	1-2
» Hometown:	Nashville, Arkansas
» Family:	Wife, Lisa (Garlin) Cooley



HC

6-2

8TH

@COACHTODDCOOLEY

## YEAR-BY-YEAR HEAD COACHING RECORD

YEAR	SCHOOL	POS	RECORD	CONF.	NOTES
2013	Delta State	Head Coach	7-3	4-2	GSC COY
2014	Delta State	Head Coach	9-2	6-1	Co-GSC Champs/COY
2015	Delta State	Head Coach	6-5	2-5	
2016	Delta State	Head Coach	4-6	1-7	
2017	Delta State	Head Coach	9-4	5-3	NCAA DII Playoffs
2018	Delta State	Head Coach	2-8	2-6	
2019	Delta State	Head Coach	6-4	5-4	
2021	Delta State	Head Coach	1-0	0-0	
<b>Totals</b>			<b>44-32</b>	<b>25-27</b>	<b>Eighth Season</b>

## COOLEY VERSUS ALL OPPONENTS

Albany State	1-0
Bethel	1-0
Bowie State	1-0
Central State (Ohio)	1-0
Chowan (N.C.)	1-0
Concordia (Ala.)	2-0
Florida Tech	4-3
Fort Valley State	2-0
Grand Valley State	0-2
Kentucky Wesleyan	2-0
Mississippi College	4-1
Mississippi Valley State	1-0
North Alabama	2-3
North Greenville	1-1
Shorter	7-0
Tarleton State	2-1
Texas A&M-Commerce	1-2
Tusculum	1-0
Valdosta State	2-5
West Alabama	2-6
West Florida	2-2
West Georgia	2-6

## NOTEABLES

- Cooley is in his eighth season as head coach of the Delta State University Statesmen football program. Cooley became the 19th coach in program history on Friday, Jan. 25, 2012. In his four seasons as head coach of the Statesmen, Cooley is 43-32 overall and 25-27 against the GSC.
- In his previous five seasons, the Nashville, Ark., native, has guided the Statesmen two trips to the NCAA Division II Football Championship Playoffs (2014/2017) and in 2014 Delta State captured its seventh Gulf South Conference title.
- Cooley tied former Steve Campbell for the second fastest coach to accumulate 20 victories, accomplishing the feat in 25 games. Cooley led DSU to a 7-3 mark in 2013 during his first season and followed up that performance with a 9-2 record in 2014 and a share of the GSC title. The Nashville, Arkansas, native started out the season 4-0 to get his 20th win in a 40-0 victory over Albany State at Parker Field-McCool Stadium (Sept. 26, 2015).
- Cooley is a two-time Coach of the Year recipient in the Gulf South Conference following the 2013 and 2014 campaigns. He joins Ron Roberts (2007/2008) as the only two-time recipients of the award in the program's history.

## NUMBERS TO KNOW

145

A total of 145 Statesmen have graduated with a degree from Delta State since Cooley took over as head coach.

44

Cooley has led the Statesmen to a 44-32 record in his six previous seasons as head coach at Delta State University.

30+

The Statesmen are 37-5 all-time when scoring 30 or more points against an opponent under head coach Todd Cooley.

36-3

Delta State is 36-3 under head coach Todd Cooley when leading at half-time. The Statesmen are 4-16 when trailing and 0-2 when tied at the half.

27

Delta State is 27-2 under head coach Todd Cooley when winning the turnover battle, including a 7-0 mark in 2017.

## PLAYING CAREER

YEAR	SCHOOL	POS
1996-97	Arkansas Tech	QB
1994-95	Henderson State	QB

## COACHING CAREER SNAPSHOT

YEAR	SCHOOL	POS
1998	Arkansas Tech	RB
1999	Arkansas Tech	RB
2000	NE Oklahoma State	QB
2001	Quachita Baptist	QB
2002	Quachita Baptist	QB
2003	Quachita Baptist	QB
2004	Arkansas Tech	OC/QB
2005	Central Arkansas	OC/QB
2006	Central Arkansas	OC/QB
2007	Central Arkansas	OC/QB
2008	Central Arkansas	OC/QB
2009	Northwestern (La.) State	OC/QB
2010	Northwestern (La.) State	OC/QB
2011	Northwestern (La.) State	OC/QB
2012	Northwestern (La.) State	OC/QB
2013	Delta State	HC
2014	Delta State	HC
2015	Delta State	HC
2016	Delta State	HC
2017	Delta State	HC
2018	Delta State	HC
2019	Delta State	HC
2020	Delta State (No Season/COVID)	HC
2021	Delta State	HC





**PETE GOLDING | ALABAMA**  
DEFENSIVE COORDINATOR

## @DELTASTATEFB: CRADLE OF COACHES



**RON ROBERTS | BAYLOR**  
DEFENSIVE COORDINATOR



**JERRY MACK | RICE**  
OFFENSIVE COORDINATOR



**MIKE BLOOMGREN | RICE**  
HEAD COACH



**CHRIS WILLIS | NORTH ALABAMA**  
HEAD COACH



**LANIER GOETHIE | ATLANTA FALCONS**  
ASSISTANT DEFENSIVE LINE COACH



**DAVE ARANDA | BAYLOR**  
HEAD COACH



## STATESMEN DEPTH CHART

vs. MCKENDREE UNIVERSITY

## OFFENSE

QB	7	Patrick Shegog	5-11	188	Jr.	Batesville, Miss./South Panola
	18	Cole Kirk	6-1	179	So.	Selmer, Tenn./McNairy Central HS
RB	2	Rico Owens, II	5-10	215	Sr.	Greenwood, Miss./Copiah-Lincoln CC
	5	Deion Dampier	5-10	212	Sr.	Pinola, Miss./Copiah-Lincoln CC
LT	71	Damon Moore	6-5	285	So.	Birmingham, Ala./Clay-Chalkville
	60	Ja'Qualen Lumpkin	6-2	305	Fr.	Thomaston, Ga./Upson-Lee HS
LG	62	Keshawn Jennings	6-1	280	Jr.	Marietta, Ga./South Cobb HS
	50	Kaleb Robinson	6-3	280	Sr.	Lexington, Miss./Copiah Lincoln CC
C	78	Innis Claud, V	6-0	290	Sr.	Albany, Ga./Buford HS
	64	Jakob Welch	6-3	290	Jr.	Winona, Miss./Northeast Miss. CC
RG	59	Tristan Moseley	6-4	310	Sr.	Cleveland, Miss./Copiah-Lincoln CC
	65	Jason Judge	6-5	325	Sr.	Jackson, Miss./Copiah-Lincoln CC
RT	73	Nicolas Melsop	6-7	305	Jr.	Columbus, Ohio/Lake Erie
	76	Jacob Gragg	6-3	300	Jr.	Tuscaloosa, Ala./Northside
XR	12	Corintheus Edmonds	6-2	195	Sr.	Hampton, Ga./Lovejoy HS
	84	Calvin Lockett	6-2	190	So.	Largo, Fla./Univ. of Iowa
HR	9	Todd Lee Battle	6-0	185	Jr.	Birmingham, Ala./Ramsay HS
	82	Robbie Evans	5-8	190	Jr.	Boynton Bch., Fla./Calvary Christ.
YR	1	Dohnte Meyers	5-10	175	Sr.	Duluth, Ga./Presbyterian College
	88	Vincent Wilkerson	6-2	205	Sr.	Milwaukee, Wisc./College of DuPage
ZR	81	Oakley Coleman	6-4	180	So.	Mobile, Ala./McGill-Toolen HS
	80	Jaylen Green	6-0	175	So.	Norcross, Ga./Norcross HS
TE	16	Chancie Tidwell	6-1	230	Jr.	Jackson, Miss./Jones College
	14	Adam Duncan	6-5	231	Jr.	Ft. Worth, Texas/Trinity Valley CC
	19	Katerian LeGrone	6-3	235	Fr.	Atlanta, Ga./Univ. of Nebraska

## DEFENSE

LE	37	Zane Samuel	6-3	220	Sr.	Tuscaloosa, Ala./Paul Bryant
	32	Zarrian Billings	6-1	220	Sr.	Florence, Ala./Florence HS
N	56	Stanley Talley	6-1	300	Sr.	Montgomery, Ala./Carver HS
	51	Tahj Perry	6-0	275	Sr.	College Park, Ga./Creekside HS
DT	47	Tim Williams, Jr.	6-4	245	So.	Greenville, Miss./NW Miss. CC
	57	Derrick Billings	6-3	23-	So.	Snellville, Ga./So. Gwinnett HS
BAN	0	Marvin Terry	6-2	220	Sr.	Dallas, Texas/Trinity Valley CC
	30	Dominique Killens	6-2	207	Sr.	Jacksonville, Fla./Trinity Christ. Acad.
MLB	33	Dante Williams	6-2	244	Jr.	Bossier City, La./Louisiana Tech
	35	Tamos Stevenson	5-11	220	Sr.	Goodman, Miss./Southwest Miss. CC
SLB	34	Manny Barber	6-4	235	Jr.	Chicago, Ill./Jones College
	38	Adrian Hill	6-0	190	Jr.	Hoover, Ala./Hoover HS
D	10	Jaquan Henderson	6-0	215	Sr.	Covington, Ga./Georgia Tech
	13	Bernard Thomas	6-2	213	Jr.	Starkville, Miss./Miss. Gulf Coast CC
LC	6	Junior Faulk	6-1	200	Sr.	Jayess, Miss./SW Miss. CC
	23	Sirvares Snow	5-10	170	Sr.	Newton, Miss./Pearl River CC
R	3	Sherrod Paige	6-2	195	Jr.	Tampa, Fla./Northern Arizona Univ.
	4	Tim Hall	6-0	185	Jr.	St. Louis, Mo./Missouri Western
FS	20	Ty Woods	5-10	175	Sr.	Birmingham, Ala./Pinson Valley HS
	24	Lamarques Thomas	6-0	180	Sr.	Jackson, Miss./Univ. of Louisville
RC	8	Dayreke Snow	6-1	195	Sr.	Newton, Miss./Pearl River CC
	21	Patrick Lee	5-10	185	R-Fr.	Baton Rouge, La./Broadmore Sr. HS

## SPECIAL TEAMS

K	40	Connor Martelli	6-0	170	Fr.	Castle Rock, Colo./Douglas Co. HS
	39	Parker Burleson	5-11	180	So.	Mathiston, Miss./East Webster HS
P	39	Parker Burleson	5-11	180	So.	Mathiston, Miss./East Webster HS
	40	Connor Martelli	6-0	170	Fr.	Castle Rock, Colo./Douglas Co. HS
LS	46	Jack Dunphy	5-10	210	So.	Benton, La./Benton HS
H	18	Cole Kirk	6-1	179	So.	Selmer, Tenn./McNairy Central HS
	82	Robbie Evans	5-8	190	Fr.	Boynton Beach, Fla./Calvary Christian
KR	22	Kory Gainwell	5-8	180	Fr.	Benton, Miss./Univ. of Memphis
	1	Dohnte Meyers	5-10	175	Sr.	Duluth, Ga./Presbyterian College
PR	1	Dohnte Meyers	5-10	175	Sr.	Duluth, Ga./Presbyterian College
	82	Robbie Evans	5-8	190	Fr.	Boynton Beach, Fla./Calvary Christian

## DANTE WILLIAMS 33

6-2 | 244 | SR. | BOSSIER CITY, LA.

► Two-year starter at linebacker for the Statesmen after transferring from Louisiana Tech. In 2018, Williams played in all 10 games for the Statesmen, making six starts. He recorded a career-high 50 tackles with 7.0 tackles-for-loss and 1.0 sack. Tied his career-high of eight tackles versus North Greenville and West Alabama while tallying seven stops, including a tackle-for-loss against Shorter.







## DELTA STATE UNIVERSITY NUMERICAL ROSTER

#	NAME	POS	HT	WT	CL	HOMETOWN	PREVIOUS SCHOOL
0	Marvin Terry	LB	6-2	220	Gr.	Dallas, Texas	Trinity Valley CC
1	Dohnte Meyers	WR	5-10	175	Sr.	Duluth, Ga.	Presbyterian College
2	Rico Owens II	RB	5-10	213	Gr.	Greenwood, Miss.	Copiah Lincoln CC
3	Sherrod Paige	DB	6-2	195	Jr.	Tampa, Fla.	Northern Arizona University
4	Tim Hall	DB	6-0	185	Gr.	St. Louis, Mo.	Missouri Western State
5	Deion Dampier	RB	5-10	212	R-Sr.	Pinola, Miss.	Copiah-Lincoln CC
6	Junior Faulk	DB	6-1	200	Gr.	Jayess, Miss.	Southwest Mississippi CC
7	Patrick Shegog	QB	5-11	185	R-Jr.	Batesville, Miss.	South Panola HS
8	Dayreke Snow	DB	6-1	195	Gr.	Newton, Miss.	Mississippi Gulf Coast CC
9	Todd Lee Battle	WR	6-0	185	Jr.	Birmingham, Ala.	Ramsay HS
10	Jaquan Henderson	DB	6-1	211	Sr.	Covington, Ga.	Georgia Tech
11	Tyler Kennedy	WR	5-10	185	Jr.	Moreno Valley, Calif.	Southern Mississippi
12	Corintheus Edmonds	WR	6-2	195	Sr.	Hampton, Ga.	Lovejoy HS
13	Bernard Thomas	DB	6-2	213	Jr.	Starkville, Miss.	Mississippi Gulf Coast CC
14	Adam Duncan	TE	6-5	231	Jr.	Fort Worth, Texas	Trinity Valley CC
15	Nick Felice	QB	6-4	200	Fr.	Lithia, Fla.	Plant City HS
16	Chancie Tidwell	TE	6-1	230	Jr.	Jackson, Miss.	Jones College
17	John Boyd	DB	6-2	220	Sr.	Atlanta, Ga.	Clemson University
18	Cole Kirk	QB	6-1	179	So.	Selmer, Tenn.	McNairy Central HS
19	Katerian LeGrone	TE	6-3	235	Fr.	Atlanta, Ga.	Nebraska
20	Ty Woods	DB	5-10	175	R-Sr.	Birmingham, Ala.	Pinson Valley HS
21	Patrick Lee Jr.	DB	5-10	185	Rf.	Baton Rouge, La.	Broadmoor Senior HS
22	Kory Gainwell	RB	5-8	180	Fr.	Benton, Miss.	University of Memphis
23	Sirvares Snow	DB	5-10	170	Sr.	Newton, Miss.	Pearl River CC
24	Lamarques Thomas	DB	6-0	180	Sr.	Jackson, Miss.	University of Louisville
25	Joseph Stone III	DB	5-7	175	Gr.	Holly Springs, Miss.	Holly Springs HS
26	Ty Goldsmith	DB	5-10	175	R-Jr.	Lafayette, La.	Delhi HS
27	Brandon Williams	DB	5-10	190	R-So.	Hoover, Ala.	Hoover HS
28	Jamarcus Ellison	RB	5-9	185	R-Sr.	Birmingham, Ala.	Ramsay HS
29	Jaylan Wilson	DB	6-0	190	Sr.	Bay St. Louis, Miss.	Pearl River CC
30	Dominique Killens Jr.	LB	6-2	207	R-Sr.	Jacksonville, Fla.	Trinity Christian Academy
31	BJ Jones	DB	6-2	190	Fr.	Citronelle, Ala.	Citronelle HS
32	Chris Sehring	LB	6-3	215	R-So.	Baton Rouge, La.	St. Michael the Archangel HS
33	Dante Williams	LB	6-2	255	Gr.	Bossier City, La.	Louisiana Tech
34	Emanuel Barber	LB	6-1	250	Gr.	Chicago, Ill.	Jones College
35	Tamos Stevenson	LB	5-11	220	Sr.	Goodman, Miss.	Southwest Mississippi CC
36	John Valesco	LB	6-2	235	Gr.	Miami, Fla.	East Mississippi CC
37	Zane Samuel	DL	6-3	220	Gr.	Tuscaloosa, Ala.	Paul Bryant HS
38	Adrian Hill	LB	6-0	190	R-Jr.	Hoover, Ala.	Hoover HS
39	Parker Burleson	PK	5-11	180	So.	Mathiston, Miss.	East Webster HS
40	Connor Mantelli	K/P	6-0	170	Fr.	Castle Rock, Colo.	Douglas Country HS
41	Jarred Singleton	RB	5-7	185	Jr.	Farmerville, La.	Union Parish HS
42	Zarrian Billings	DL	6-1	220	Sr.	Florence, Ala.	Florence HS
43	Davontre Henderson	LB	6-0	215	Sr.	Coolidge, Texas	South Grand Prairie HS
44	Anthony Echols	LB	6-1	200	R-So.	Benton, La.	Benton HS
45	Drew Swatzell	LB	5-9	200	R-So.	Huntsville, Ala.	Huntsville HS
46	Jack Dunphy	LS	5-10	210	R-So.	Vestavia Hills, Ala.	Ellsworth CC
47	Tim Williams Jr.	DL	6-4	245	R-Sr.	Greenville, Miss.	Northwest Miss. CC
48	T.J. Butler	WR	5-7	180	So.	Chicago, Ill.	Dwight D. Eisenhower HS
49	Stanley Harrison	DL	6-4	230	Gr.	Immokalee, Fla.	Newberry College
50	Kaleb Robinson	OL	6-3	280	Sr.	Lexington, Miss.	Copiah-Lincoln CC
51	Tahj Perry	DL	6-0	275	Sr.	College Park, Ga.	Creekside HS
52	John Tate	LS	5-10	200	Sr.	Kosciusko, Miss.	Hinds CC

## ALPHABETICAL ROSTER

#	NAME	POS
34	Emanuel Barber	LB
9	Todd Lee Battle	WR
57	Derrick Billings	DL
42	Zarrian Billings	DL
17	John Boyd	DB
39	Parker Burleson	PK
48	T.J. Butler	WR
78	Innis Claud V	OL
63	Zach Cleveland	OL
81	Oakley Coleman	WR
5	Deion Dampier	RB
14	Adam Duncan	TE
46	Jack Dunphy	LS
44	Anthony Echols	LB
12	Corintheus Edmonds	WR
28	Jamarcus Ellison	RB
82	Robbie Evans	WR
6	Junior Faulk	DB
15	Nick Felice	QB
22	Kory Gainwell	RB
26	Ty Goldsmith	DB
76	Jacob Gragg	OL
80	Jaylen Green	WR
55	Jaylon Guy	DL
4	Tim Hall	DB
49	Stanley Harrison	DL
58	Jaylen Heffner	LB
43	Davontre Henderson	LB
10	Jaquan Henderson	DB
87	Torrey Hendrix	WR
38	Adrian Hill	LB
62	Keshawn Jennings	OL
31	BJ Jones	DB
65	Jason Judge	OL
11	Tyler Kennedy	WR
30	Dominique Killens Jr.	LB
18	Cole Kirk	QB
21	Patrick Lee Jr.	DB
19	Katerian LeGrone	TE
84	Calvin Lockett	WR
60	Ja'Quan Lumpkin	OL
40	Connor Mantelli	K/P
73	Nicolas Melsop	OL
1	Dohnte Meyers	WR
53	Ervin Mincey	DL
71	Damon Moore	OL
59	Tristan Moseley	OL
2	Rico Owens II	RB
3	Sherrod Paige	DB
51	Tahj Perry	DL
50	Kaleb Robinson	OL
37	Zane Samuel	DL
66	Gabe Schweitzer	OL



#	NAME	POS	HT	WT	CL	HOMETOWN	PREVIOUS SCHOOL
53	Ervin Mincey	DL	6-0	232	Sr.	Lyons, Ga.	Holmes CC
54	Demetrius Swilley	DL	5-9	270	Jr.	Hazlehurst, Miss.	Copiah-Lincoln CC
56	Stanley Talley	DL	6-1	300	R-Sr.	Montgomery, Ala.	Carver HS
57	Derrick Billings	DL	6-3	230	So.	Snellville, Ga.	South Gwinnett HS
58	Jaylen Heffner	LB	6-3	230	So.	Sardis, Miss.	Hinds CC
59	Tristan Moseley	OL	6-4	310	Gr.	Cleveland, Miss.	Copiah-Lincoln CC
60	Ja'Qualan Lumpkin	OL	6-2	305	Fr.	Thomaston, Ga.	Upson-Lee HS
62	Keshawn Jennings	OL	6-1	282	Jr.	Marietta, Ga.	South Cobb HS
63	Zach Cleveland	OL	6-6	270	Fr.	Albany, Ga.	Lee County HS
64	Jakob Welch	OL	6-3	290	Jr.	Winona, Miss.	Northeast Miss. CC
65	Jason Judge	OL	6-5	325	Sr.	Jackson, Miss.	Copiah-Lincoln CC
66	Gabe Schweitzer	OL	6-3	290	So.	Calera, Ala.	Calera HS
68	George Walker	OL	6-3	270	Fr.	Lithia Springs, Ga.	South Cobb HS
71	Damon Moore	OL	6-5	285	Sr.	Birmingham, Ala.	Clay-Chalkville HS
73	Nicolas Melsop	OL	6-7	305	R-Sr.	Columbus, Ohio	Lake Erie College
76	Jacob Gragg	OL	6-3	300	Gr.	Tuscaloosa, Ala.	Northside HS
78	Innis Claud V	OL	6-2	290	Gr.	Albany, Ga.	Buford HS
80	Jaylen Green	WR	6-0	175	So.	Norcross, Ga.	Norcross HS
81	Oakley Coleman	WR	6-4	180	R-So.	Mobile, Ala.	McGill-Toolen Catholic HS
82	Robbie Evans	WR	5-8	190	R-Jr.	Boynton Bch, Fla.	Calvary Christian Academy
83	Tremell Withrow	WR	5-10	175	So.	Gretna, La.	West Jefferson HS
84	Calvin Lockett	WR	6-2	190	So.	Largo, Fla.	University of Iowa
87	Torrey Hendrix	WR	5-8	170	Sr.	Birmingham, Ala.	Mississippi Gulf Coast CC
88	Vincent Wilkerson	WR	6-2	205	Gr.	Milwaukee, Wisc.	College of DuPage

32	Chris Sehring	LB
7	Patrick Shegog	QB
41	Jarred Singleton	RB
8	Dayreke Snow	DB
23	Sirvares Snow	DB
35	Tamos Stevenson	LB
25	Joseph Stone III	DB
45	Drew Swatzell	LB
54	Demetrius Swilley	DL
56	Stanley Talley	DL
52	John Tate	LS
0	Marvin Terry	LB
13	Bernard Thomas	DB
24	Lamarques Thomas	DB
16	Chancie Tidwell	TE
36	John Valesco	LB
68	George Walker	OL
64	Jakob Welch	OL
88	Vincent Wilkerson	WR
47	Tim Williams Jr.	DL
27	Brandon Williams	DB
33	Dante Williams	LB
29	Jaylan Wilson	DB
83	Tremell Withrow	WR
20	Ty Woods	DB


► For a complete roster, including redshirts and squad members, please visit [GoStatesmen.com](http://GoStatesmen.com). ► Only members of the "Active" roster have been assigned a number.

## ASSISTANT COACHES & SUPPORT PERSONNEL



**KELVIN GREEN**

Defensive Coordinator  
Clemson (2009)  
Seventh Year



**JONATHAN FLETCHER**

Offensive Coordinator/OL  
Knox (2011)  
Seventh Year



**TYLER HASTY**

Quarterbacks  
Knox (2011)  
Seventh Year



**GEOFF TERRY**

Secondary  
Buffalo (2011)  
First Year



**CHRIS WEST**

Defensive Line  
Valdosta State (2016)  
First Year



**MARCUS WINDHAM**

Wide Receivers  
Southwest Baptist (2014)  
First Year



**TRISTIAN SPEER**

Running Backs  
Delta State (2021)  
Second Year



**BLAKE CRANDALL**

Linebackers  
Southern Mississippi (2017)  
First Year



**MARK HATCHER**

Defensive Backs  
Coastal Carolina (2017)  
First Year



**ASHLY SALOMONSKY**

Offensive Line  
North Alabama (2017)  
First Year



**SAM RAYBURN**

Defensive Line  
Univ. of Mississippi (2019)  
First Year



**JAY THOMASON**

Life Skills/FCA  
Fourth Year



**FRED SINGTON**

Coord. Sports Information  
Troy (1992)  
Thirteenth Year



**CODY CLARK**

Coord. Athletic Communications  
Delta State (2017)  
Fourth Year



**PHILIP TANG**

Assistant/Communications  
Union (2013)  
Eighth Year



**RYAN ZIMMERMAN**

Assistant/Communications  
California-Berkeley (2020)  
First Year



**KEENAN DAVIS**

Assistant Communications  
Delta State (2020)  
First Year



**ABBY HAVARD**

Asst. AD/Sports Medicine  
Southern Miss. (2010)  
Eighth Year



**ANDREW HAIER**

Sports Medicine Grant Coord.  
Massachusetts College (2017)  
Fourth Year



**KATHERIN KRATZER**

Asst. Director/Sports Medicine  
Troy University (2021)  
First Year



**KEVIN RODRIGUEZ**

Head Strength & Conditioning  
TAMU-Kingsville (2016)  
Third Year



**MITCHELL HULSE**

Asst. Strength & Conditioning  
First Year



**SIANNA DeCARLI**

Asst. Strength & Conditioning  
First Year



**CHRIS WEATHERLY**

Asst. Strength & Conditioning  
First Year




## PARKER FIELD @ McCOOL STADIUM

- One of the Gulf South Conference's oldest and most historic venues, Travis E. Parker Field at Horace L. McCool Stadium has served as the home of the Statesmen since it opened in 1970. Delta State has enjoyed tremendous success at Parker-McCool under its last four coaches, posting an impressive 84-31 record.
- Formerly known as Delta Field and Travis E. Parker Field, the 8,500 seat stadium was completed in time for the 1970 season. In 1984, the field was renamed to honor former Mississippi Institutions of Higher Learning Board of Trustees member, Travis E. Parker, a tireless supporter of Delta State University and Delta area communities.
- In 2007, DSU honored long-time coach and administrator Horace McCool by naming the stadium in his honor. McCool was 76-48-3 in 14 seasons as head coach of the Statesmen and was instrumental in running the Department of Athletics as Director of Athletics. During his time as AD, McCool helped revive Lady Statesmen basketball, which blossomed into a national power under the legendary Margaret Wade.
- The current facility replaced the "old" Delta Field, which is located between Sillers Coliseum and the Hugh Ellis Walker Alumni-Foundation House on the Delta State campus. The Statesmen have enjoyed a 252-126-15 mark at home.
- The two-level press facility includes booths for radio, film, coaches, and working press, as well as to a snack kitchen and restroom. The press box is completely enclosed, with the exception of the second-level film deck, and is climate controlled for year-round comfort and convenience.
- Parker-McCool has gone through several recent renovations, including the installation of artificial turf in the summer of 2014, a press box revitalization project in May of 2013, and the addition of a new scoreboard/video board in the fall of 2008. Past additions have included the chairback seats in 1993 and the creation of a picnic area in the southwest corner of Parker Field in 2001.
- In the summer of 2014, Delta State began construction on a new visitor's concession stand and bathroom on the southeast corner of Parker-McCool.
- In his first season as head coach of the Statesmen, coach Todd Cooley led Delta State to a perfect 4-0 record at Parker-McCool. The Nashville, Arkansas native is the first head coach since Ron Roberts to go undefeated at home in his first season at DSU.
- Delta State has an 8-2 (.800) record in NCAA Division II postseason play.
- The Statesmen went 2-0 at Parker-McCool in the 2000 NCAA playoffs en route to the national championship. DSU defeated Valdosta State (49-12) and North Dakota State (34-16) at home with road wins over Catawba (20-14) and Bloomsburg (63-34) in the NCAA title game.
- Trevor Deed set a DSU postseason record with 16 receptions for 203 yards and four touchdowns in a 55-34 loss to North Alabama in the second round of the 2008 NCAA Division II playoffs at Parker-McCool.
- In DSU's 45-7 victory over Shaw University in the first round of the 2007 NCAA playoffs, senior linebacker and Harlon Hill finalist Michael Eubanks set a new NCAA DII single-game sack record with five versus the Hawks.

## PARKER FIELD-McCOOL STADIUM TOP 10 CROWDS

OPPONENT	DATE	ATTENDANCE	RESULT
North Alabama	9-18-04	9,023	W, 28-21
North Alabama	9-22-12	8,943	L, 12-20
Central State	9-27-14	8,765	W, 72-8
KY Wesleyan	9-19-15	8,551	W, 51-18
West Alabama	11-5-11	8,522	W, 36-34
Florida Tech	9-28-13	8,012	W, 52-31
<b>West Alabama</b>	<b>10-7-17</b>	<b>7,856</b>	<b>L, 29-26</b>
Quachita Baptist	10-1-11	7,755	W, 45-14
Mississippi Valley St.	9-8-01	7,635	W, 25-3
Henderson State	9-25-10	7,333	W, 41-37



**Travis E. Parker**  
Delta native, IHL trustee



**Horace L. McCool**  
Fmr. HC & A.D.

## STATESMEN AT PARKER-McCOOL

Since 2001, DSU has 20 games of 7,000+ at home

YEAR	W	L	T	NOTES
1970	3	1	1	
1971	2	2	0	
1972	4	1	0	
1973	4	2	0	
1974	5	0	0	
1975	2	2	0	
1976	2	2	1	
1977	2	3	0	
1978	3	2	0	
1979	2	3	0	
1980	3	3	0	
1981	1	3	0	
1982	3	3	0	
1983	2	2	0	
1984	3	1	1	
1985	3	2	1	
1986	2	2	1	
1987	3	2	0	
1988	2	2	1	
1989	3	1	0	
1990	2	2	0	
1991	2	3	0	
1992	1	2	1	
1993	2	3	0	
1994	3	1	1	
1995	3	2	0	
1996	3	1	0	
1997	0	5	0	
1998	4	0	0	0-1 NCAA Playoffs
1999	3	1	0	
2000	6	0	0	2-0 NCAA Playoffs
2001	3	3	0	
2002	3	1	0	
2003	4	2	0	
2004	3	1	0	
2005	4	1	0	
2006	5	1	0	
2007	4	0	0	
2008	6	1	0	1-1 NCAA Playoffs
2009	4	0	0	
2010	6	2	0	2-0 NCAA Playoffs
2011	7	0	0	2-0 NCAA Playoffs
2012	1	4	0	
2013	4	0	0	
2014	5	1	0	0-1 NCAA Playoffs
2015	3	4	0	
2016	2	4	0	
2017	4	2	0	
2018	2	3	0	
2019	4	1	0	
<b>2021</b>	<b>1</b>	<b>0</b>	<b>0</b>	
<b>Overall</b>	<b>159</b>	<b>90</b>	<b>8</b>	<b>8-3   NCAA playoffs</b>

## NCAA PLAYOFF GAMES AT PARKER-McCOOL

YEAR	OPPONENT	RESULT	SCORE
1998	Fort Valley State (1st)	L	14-21
2000	Valdosta State (1st)	W	49-12
2000	North Dakota State (Semis.)	W	34-16
2007	Shaw (1st)	W	45-7
2008	Tusculum (2nd)	W	27-19
2008	North Alabama (Qtrs.)	L	34-55
2010	North Alabama (1st)	W	47-24
2010	Shepherd (Semis.)	W	29-17
2011	North Alabama (2nd)	W	42-14
2011	North Greenville (Qtrs.)	W	28-23
2014	West Georgia (2nd)	L	27-37
<b>Total Games (11)</b>		<b>8-3</b>	





## RECORD VERSUS ALL OPPONENTS

SCHOOL	W	L	T	PF	PA
Abilene Christian University	0	1	0	28	34
Alabama, University of	0	1	0	0	89
Albany State University	2	0	0	68	7
Arkansas College	1	0	0	46	0
*Arkansas-Monticello	28	5	0	1057	441
Gulf South	13	2	0	516	239
Arkansas State	4	4	1	167	131
*Arkansas Tech	12	7	0	530	444
Gulf South	9	6	0	399	325
Austin Peay State	2	2	0	83	79
Belhaven College	1	0	0	55	18
Bethel College	7	4	1	274	100
Bloomburg (PA) University	1	0	0	63	34
Bowie State	1	0	0	45	35
Catawba	1	0	0	24	14
Centenary College	1	0	0	63	0
*Central Arkansas	5	11	1	326	402
Gulf South	2	6	0	156	225
Central State (Ohio)	1	0	0	72	8
Chowan (N.C.)	1	0	0	42	13
Cleveland Independents	1	0	0	6	0
College of the Ozarks	1	0	0	47	0
Concordia-College	2	0	0	150	6
Cumberland University	2	1	0	84	48
East Central Oklahoma	2	0	0	43	19
Eastern Illinois	1	1	0	50	27
Elizabeth City State	3	0	0	71	38
Elon College	0	1	0	21	24
Evansville College	0	1	0	6	19
Florida State	0	1	0	0	32
*Florida Tech	4	3	0	247	213
Gulf South	4	3	0	247	213
Fort Benning (Ga.)	1	0	0	20	3
Fort Valley State	3	2	0	168	79
Freed-Hardeman (Tenn)	0	1	0	0	7
Grand Valley State	0	3	0	64	98
Greenville Independents	0	1	0	0	21
*Harding University	10	1	1	445	257
Gulf South	8	1	0	365	186
*Henderson State	20	4	1	705	402
Gulf South	12	3	1	438	274
Hendrix College	0	3	0	12	30
Hinds Junior College	2	0	0	28	7
Holmes Junior College	2	0	0	51	19
Illinois-Chicago Circle	1	0	0	84	0
Indianapolis	0	1	0	18	33
Jackson State	1	1	0	44	45
*Jacksonville State	8	22	1	537	732
Gulf South	2	18	1	344	588
Kentucky Wesleyan	2	0	0	101	47
Lambuth University	6	6	0	216	154
Liberty Baptist	2	0	0	47	21
Louisiana College	8	8	2	214	212
Louisiana Tech	0	3	0	7	80
Memphis Naval Air Station	1	0	0	75	6
Memphis (e)	4	9	1	98	195
Merchant Marine Academy	1	0	0	19	0
McNeese State	0	1	0	27	52
Middle Tennessee State	1	2	0	31	33
Millsaps College	5	10	0	136	280
Millsaps Freshmen	0	1	0	6	27
Minnesota-Duluth	0	1	0	17	20
*Mississippi College	22	16	2	728	641
Gulf South	16	12	1	542	501
Mississippi College "B"	0	0	1	0	0
Miss. College Freshmen	0	1	0	6	18
Mississippi Delta JC	5	4	1	112	115
Mississippi State	0	1	0	0	39
Mississippi Valley State	4	1	0	155	68

SCHOOL	W	L	T	PF	PA
Murray State	3	3	2	97	123
*Nicholls State	5	3	1	169	132
Gulf South	4	2	1	144	84
*North Alabama	26	34	1	1211	1376
Gulf South	23	32	1	813	1099
North Carolina Central	1	0	0	24	17
North Dakota	0	1	0	19	28
North Dakota State	1	1	0	47	32
*North Greenville	3	1	0	115	86
Gulf South	2	1	0	54	42
Northeast Louisiana	8	12	0	237	373
Northwest Junior College	10	1	0	405	38
*Northwestern State	2	14	0	156	397
Gulf South	2	1	0	66	25
Ole Miss Freshmen	0	2	0	2	20
*Ouachita Baptist	18	4	0	519	319
Gulf South	7	2	0	228	165
Parsons (Iowa) College	0	1	0	18	19
Pittsburg State	1	1	0	67	80
Quantico (Va.) Marines	0	2	0	16	30
Rhodes College	0	1	0	0	32
Rhodes Freshmen	3	0	0	47	0
Ruleville Independents	0	1	0	2	12
Sam Houston State University	0	1	0	31	38
Samford University	4	7	0	173	192
Shaw	1	0	0	45	7
Shepherd University	1	0	0	29	17
*Shorter University	7	1	0	316	141
Gulf South	7	1	0	316	141
Southeast Missouri	23	4	1	645	341
*Southeastern Louisiana	5	8	0	147	273
Gulf South	3	4	0	74	115
Southeastern Oklahoma State	1	1	0	27	31
Southern Illinois University	1	0	0	24	16
Southern Mississippi	3	10	1	131	340
*Southern Arkansas	17	7	0	531	323
Gulf South	9	4	0	202	186
Southwest Baptist	1	0	0	20	0
Southwest Missouri State	1	1	0	73	34
Southwest Texas State	0	1	0	10	17
Southwestern Louisiana	1	4	0	68	91
Spring Hill College (Ala.)	1	0	0	12	7
Stephen F. Austin State Univ.	2	5	0	86	178
Tampa, University of	3	4	0	148	172
Tarleton State University	3	1	0	123	131
Tennessee-Martin JC	1	3	0	46	71
*Tennessee-Martin, Univ. of	22	13	0	728	533
Gulf South	12	8	0	435	337
Texas-Arlington	0	1	0	8	19
Texas A&M-Commerce	3	4	0	186	198
Texas A&M-Kingsville	0	1	0	17	28
Texas State	0	1	0	25	32
*Troy State (Ala.)	19	21	0	649	720
Gulf South	7	13	0	316	474
Tupelo Military Institute	0	1	0	6	13
Tusculum	2	0	0	51	29
Union (Tenn.) University	1	4	0	43	74
*Valdosta State (Ga.)	20	18	1	1,000	1,233
Gulf South	20	17	1	1,000	1,233
*West Alabama	36	27	3	1,716	1,274
Gulf South	26	19	2	1,215	1,010
West Chester (Pa.) State	0	1	0	28	31
*West Florida	2	2	0	97	144
Gulf South	2	2	0	97	144
*West Georgia	20	14	0	1045	745
Gulf South	19	13	0	1,015	707
West Virginia Tech	1	0	0	61	0
Western Kentucky	1	4	0	57	135
William Carey (MS) College	0	1	0	7	19

LEGEND: Bold denotes 2018 opponents | \* Denotes current Gulf South members | +Denotes former GSC members



# LAST TIME IT HAPPENED

AS OF SEPTEMBER 1, 2019

STATISTIC	PLAYER/OPPONENT
100 Yards Rushing:	154, Breck Ruddick vs. West Georgia, Nov. 9, 2019
150 Yards Rushing:	154, Breck Ruddick vs. West Georgia, Nov. 9, 2019
200 Yards Rushing:	210, Chris Robinson vs. Florida Tech, Nov. 11, 2017
300 Yards Rushing:	316, Greg Walker vs. West Alabama, Oct. 23, 1996
20 Rushing Attempts:	21, Deion Dampier vs. Florida Tech, Sept. 21, 2019
30 Rushing Attempts:	31, Chris Robinson @ Bowie State, Nov. 18, 2017
40 Rushing Attempts:	42, Greg Walker @ West Alabama, Oct. 23, 1993
Three Rushing Touchdowns:	3, Chris Robinson at Bowie State, Nov. 18, 2017
Four Rushing Touchdowns:	4, Chris Robinson vs. Florida Tech, Nov. 11, 2017
Five Rushing Touchdowns:	5, Chris Robinson vs. West Florida, Oct. 15, 2016
70-Yard Run:	73, Ric Owens, II @ North Greenville, Sept. 28, 201
80-Yard Run:	81, Trevar Deed @ North Alabama, Oct. 15, 2009
90-Yard Run:	90, Rico Owens, II @ Shorter, Nov. 2, 201
Two Players Rushing For 100 Yards:	144, Chris Robinson @ Bowie State, Nov. 18, 2017
	164, Breck Ruddick @ Bowie State, Nov. 18, 2017
300 Yards Passing:	319, Patrick Shegog vs. Shorter, Oct. 25, 2018
350 Yards Passing:	382, Tyler Sullivan at West Alabama, Oct. 8, 2016
400 Yards Passing:	491, Tyler Cameron vs. West Alabama, Oct. 24, 2015
500 Yards Passing:	502, Tyler Sullivan @ Valdosta State, Sept. 20, 2014
20 Pass Completions:	26, Breck Ruddick @ Shorter, Nov. 2, 201
30 Pass Completions:	30, Breck Ruddick @ North Greenville, Sept. 28, 2019
40 Pass Completions:	40, Breck Ruddick vs. Valdosta State, Oct. 12, 2019
30 Pass Attempts:	33, Patrick Shegog @ Florida Tech, Sept. 15, 2018
40 Pass Attempts:	44, Patrick Shegog vs. North Greenville, Sept. 22, 2018
50 Pass Attempts:	52, Tyler Sullivan vs. Florida Tech, Oct. 3, 2015
60 Pass Attempts:	64, Tyler Sullivan @ Valdosta State, Sept. 20, 2014
70 Pass Attempts:	73, Tyler Sullivan @ West Georgia, Oct. 18, 2014
Four Touchdown Passes:	4, Tyler Sullivan @ West Alabama, Oct. 8, 2016
Five Touchdown Passes:	5, Tyler Sullivan vs. Valdosta State, Nov. 7, 2015
Three Interceptions Thrown:	3, Breck Ruddick @ North Alabama, Oct. 28, 2017
Four Interceptions Thrown:	4 Garrett DeWitt @ West Alabama, Oct. 10, 2009
300 Yards Total Offense:	359 vs. Valdosta State, Oct. 12, 2019
400 Yards Total Offense:	462 vs. Florida Tech, Sept. 21, 201
500 Yards Total Offense:	<b>509 vs. Bethel, Sept. 2, 2021</b>
600 Yards Total Offense:	614 vs. West Alabama, Oct. 24, 2015
700 Yards Total Offense:	711, @ Lambuth, Nov. 13, 2010
100 Yards Receiving:	102, Tony Daggett vs. Shorter, Oct. 25, 2018
150 Yards Receiving:	175, Chris Robinson at West Alabama, Oct. 8, 2016
200 Yards Receiving:	203, Trevar Deed vs. North Alabama, Nov. 29, 2008
Back-to-Back Games With 100 Yards Receiving:	Chris Robinson 175 @ West Alabama, Oct. 8, 2016
	100 vs. West Florida, Oct. 15, 2016
Three Players with 100 Yards Receiving:	Delta State vs. West Alabama, Oct. 24, 2015
10 Receptions:	12, Casey Osborne @ West Georgia, Oct. 18, 2014

STATISTIC	PLAYER/OPPONENT
70-Yard Reception:	74, Leon Green vs. Shorter, Oct. 25, 2018
80-Yard Reception:	80, Ricky Hunt vs. Concordia, Nov. 8, 2014
90-Yard Reception:	93, James Grubbs vs. West Alabama, Sep. 15, 2001
150 All-Purpose Yards:	190, Chris Robinson @ Bowie State, Nov. 18, 2017
200 All-Purpose Yards:	227, Chris Robinson @ North Greenville, Nov. 4, 2017
250 All-Purpose Yards:	373, Trevar Deed vs. West Georgia, Nov. 7, 2009
300 All-Purpose Yards:	373, Trevar Deed vs. West Georgia, Nov. 7, 2009
350 All-Purpose Yards:	373, Trevar Deed vs. West Georgia, Nov. 7, 2009
100+ Kickoff Return Yards:	112, Ladarion Peterson vs. North Alabama, Oct. 28, 2017
Three Touchdowns Receiving:	3, Casey Osborne @ Fort Valley State, Sept. 6, 2014
Four Touchdowns Receiving:	4, Trevar Deed vs. North Alabama, Nov. 29, 2008
Rushing TD & Receiving TD:	Chris Robinson @ North Greenville, Nov. 4, 2017
Kickoff Return For Touchdown:	Ladarion Peterson at West Alabama, Oct. 8, 2016
Rushing TD, Receiving TD, & Kickoff Return For TD:	Jeremy Ricks vs. West Georgia, Oct. 27, 2007
Punt Return For TD:	Darren Gardenhire, 35 yards vs. Shorter, Oct. 25, 2018
10 Tackles:	0, Roderick Jarrett vs. West Georgia, Nov. 9, 2019
Two Sacks:	2, Marvin Terry vs. West Georgia, Nov. 9, 2019
Three Sacks:	<b>3, Tim Williams vs. Bethel, Sept. 2, 2021</b>
Five Sacks:	5, Ovenson Cledanord vs. Chowan, Sep. 9, 2017
Multiple Interceptions:	<b>2, Sherrod Paige vs. Bethel, Sept. 2, 2021</b>
Interception Returned For TD:	Darren Gardenhire, 74 yards vs. Shorter, Oct. 25, 2018
Interception & Fumble Recovery:	Decory McGee vs. Mississippi College, Sept. 29, 2016
Two Forced Fumbles:	4, Ovenson Cledanord vs. Chowan, Sep. 9, 2017
Two Fumble Recoveries:	2, Jamel Dennis & Keijne Thomas @ Shorter University, Oct. 10, 2015
Fumble Return For TD:	Fumble Return For TD: Marvin Terry (8 yards) vs. West Georgia, Nov. 9, 2019
Blocked FG:	Kevin White @ West Florida, Oct. 14, 2017
Blocked FG For TD:	Kevin White/Johnquavious McBride @ West Florida, Oct. 14, 2017
Fake Punt for TD:	Kelon Wilson (55 yards) vs. North Greenville, Sept. 22, 2018
Blocked Punt:	<b>John Boyd vs. Bethel University, Sept. 2, 2021</b>
Blocked Punt For TD:	Zane Samuel vs. West Georgia, Sept. 10, 2016
Blocked PAT:	Quantarius Boone @ Tarleton State, Aug. 30, 2018
Safety:	Team Safety vs. vs. Shorter, Oct. 25, 2018
40-Yard FG:	42, Taylor Crabtree vs. North Greenville, Sept. 22, 2018
45-Yard FG:	47, Taylor Crabtree vs. Grand Valley State, Sept. 8, 2018
50-Yard FG:	52, Billy Dorgan @ Central Arkansas, Oct. 28, 2000
Three FGs:	3, Vince Sciorrotta, West Alabama, Oct. 7, 2017
Four FGs:	5, Taylor Crabtree vs. Florida Tech, Sept. 21, 2019
Five FGs:	5, Taylor Crabtree vs. Florida Tech, Sept. 21, 2019
Game-Winning Field Goal:	38 yards, Taylor Crabtree 5, Taylor Crabtree vs. Florida Tech, Sept. 21, 2019
60-Yard Punt:	65 yards, Cody Mills vs. West Florida, Sept. 29, 2018
70-Yard Punt:	76, Cody Mills @ Tarleton State, Aug. 30, 2018

## LOOKING FOR THE RECORD BOOK?

- Delta State University Athletic Communications produces an extensive record book detailing the history and tradition of Statesman Football. The **2021 Statesman Record Book** is available online at **GoStatesmen.com** inside the "Other Links" section under Football.



# FOOTBALL



GAME ONE  
Sept. 2, 2021 | Cleveland, Miss.  
Attendance: 3567

BETHEL (TN)	14
DELTA STATE	48

SCORE BY QUARTERS	1	2	3	4	SCORE
Bethel (TN) University	0	7	7	0	14
Delta State	20	14	7	7	48

SCORING SUMMARY

1st	13:22	DSU	Rico Owens II 6 yd run (Connor Mantelli kick), <b>2-23 0:28, BETHELTN 0 - DSU 7</b>
	11:00	DSU	Dohnnte Meyers 36 yd pass from Patrick Shegog (Connor Mantelli kick failed) <b>4-52 1:11, BETHELTN 0 - DSU 13</b>
	04:35	DSU	Deion Dampier 28 yd pass from Patrick Shegog (Connor Mantelli kick) <b>5-80 2:26, BETHELTN 0 - DSU 20</b>
2nd	14:50	DSU	Adam Duncan 38 yd pass from Patrick Shegog (Connor Mantelli kick), 7-63 2:56, BETHELTN 0 - DSU 27
	12:24	DSU	Rico Owens II 33 yd run (Connor Mantelli kick) <b>3-37 1:13, BETHELTN 0 - DSU 34</b>
	04:18	BU	Dieuly Aristilde 35 yd pass from Nolan Chowbay (Luis Morales kick) <b>6-49 3:21, BETHELTN 7 - DSU 34</b>
3rd	04:38	DSU	Deion Dampier 30 yd pass from Cole Kirk (Connor Mantelli kick) <b>3-43 0:41, BETHELTN 7 - DSU 41</b>
	00:33	BU	Quashawn Ford 10 yd pass from Nolan Chowbay (Luis Morales kick) <b>3-37 0:54, BETHELTN 14 - DSU 41</b>
4th	05:30	DSU	Kory Gainwell 20 yd run (Connor Mantelli kick) <b>6-62 2:51, BETHELTN 14 - DSU 48</b>

TEAM STATS	BETHELTN	DSU
FIRST DOWNS	16	24
RUSHES-YARDS (NET)	34-65	33-191
PASSING YDS (NET)	291	318
Passes Att-Comp-Int	34-18-4	34-27-1
TOTAL OFFENSE PLAYS-YARDS	68-356	67-509
Fumble Returns-Yards	2-9	1-33
Punt Returns-Yards	1-18	4-30
Kickoff Returns-Yards	3-52	3-113
Interception Returns-Yards	1-27	4-25
Punts (Number-Avg)	6-31.3	3-51.3
Fumbles-Lost	3-3	3-3
Penalties-Yards	5-42	6-58
Possession Time	29:33	30:27
Third-Down Conversions	2 of 14	5 of 12
Fourth-Down Conversions	1 of 2	0 of 0
Red-Zone Scores-Chances	1-2	2-6
Sacks By: Number-Yards	0-0	6-39

**RUSHING:** BETHELTN-Kegan Huddleston 6-23; Damian Johnson 6-15; James Dixon 1-15; Davius Prather 2-13; De'Ontay Tate 3-13; Ray'Quan Wilson 1-4; Dieuly Aristilde 1-0; Anthony Hughes 2-minus 2; Nolan Chowbay 12-minus 18; Delta State-Rico Owens II 8-95; Jamarcus Ellison 7-64; Kory Gainwell 8-37; Jarred Singleton 3-12; Cole Kirk 1-6; Deion Dampier 4-minus 2; TEAM 2-minus 11.

**PASSING:** BETHELTN-Nolan Chowbay 18-34-4-291; Delta State-Patrick Shegog 18-19-1-196; Cole Kirk 11-15-0-122.

**RECEIVING:** BETHELTN-Dieuly Aristilde 7-123; James Dixon 3-75; De'Ontay Tate 2-20; Quashawn Ford 2-14; Damian Johnson 1-29; Davius Prather 1-21; Avont Burrus 1-10; Kegan Huddleston 1-minus 1. Delta State-Dohnnte Meyers 5-85; Deion Dampier 5-63; Corintheus Edmonds 4-37; Todd Lee Battle 3-35; Adam Duncan 2-39; Robbie Evans 2-19; Jaylen Green 2-5; Oakley Coleman 1-17; Tyler Kennedy 1-8; Kory Gainwell 1-7; Calvin Lockett 1-3.

**INTERCEPTIONS:** BETHELTN-Jalen Harris 1-27; Delta State-Sherrod Paige 2-0; Ty Woods 1-25; Junior Faulk 1-0.

**FUMBLES:** BETHELTN-Nolan Chowbay 1-1; Dieuly Aristilde 1-1; De'Ontay Tate 1-1. Delta State-Dohnnte Meyers 1-1; Kory Gainwell 1-1; Robbie Evans 1-1.

**SACKS (UA-A):** BETHELTN-None. Delta State-Tim Williams Jr 3-0; Zane Samuel 0-1; Marvin Terry 1-0; Adrian Hill 1-0; Ervon Mincey 1-0.

**TACKLES (UA-A):** BETHELTN-Jakobe Griffin 5-2; Vonte Bates 4-3; Jalen Harris 5-1; Darian Burns 3-3; Devious Christmon 5-0; Dee Hines 4-1; Jacob Hamer 3-1; Jared Gentry 3-0; Brody Franks 3-0; Jaylen Moore 2-1; Mike Malone 1-2; Andrew Welch 0-3; Will Secker 2-0; Afiz Bhadosh 2-0; Tim Hamilton 2-0; Cameron McKinney 2-0; Rico Smith 1-1; Xavier King 0-2; Tolando McCaa 1-0; Keyshawn Reynolds 1-0; Corey Wilhite 1-0; Keyshawn Brummett 1-0; Jacious Clark 1-0; Kegan Huddleston 1-0; Austin Brock 1-0. Delta State-Sherrod Paige 6-1; Ty Woods 4-2; Adrian Hill 5-0; Tim Williams Jr 4-0; John Valesco 3-1; Marvin Terry 3-1; Jaylan Wilson 3-0; Emanuel Barber 3-0; Patrick Lee Jr. 2-1; Tamos Stevenson 1-2; Dente Williams 1-2; John Boyd 2-0; Junior Faulk 2-0; Tim Hall 2-0; Stanley Harrison 2-0; Lemarques Thomas 1-1; Patrick Shegog 1-0; Sirvares Snow 1-0; Devontre Henderson 1-0; Ervon Mincey 1-0; Ty Goldsmith 1-0; Robbie Evans 1-0; Brandon Williams 1-0; Dominique Killens Jr 1-0; Jaquan Henderson 1-0; Zane Samuel 0-1.



GAME TWO  
Sept. 11, 2021 | Cleveland, Miss.  
Attendance:

MCKENDREE		
DELTA STATE		



GAME THREE  
Sept. 18, 2021 | Carrollton, Ga.  
Attendance:

FLORIDA TECH	
DELTA STATE	





2021 STATESMEN FOOTBALL  
Delta State Overall Team Statistics (as of Sep 07, 2021)  
All games



Team Statistics	DSU	OPP
SCORING	48	14
Points Per Game	48.0	14.0
Points Off Turnovers	28	14
FIRST DOWNS	24	16
Rushing	9	4
Passing	14	10
Penalty	1	2
RUSHING YARDAGE	191	65
Yards gained rushing	237	111
Yards lost rushing	46	46
Rushing Attempts	33	34
Average Per Rush	5.8	1.9
Average Per Game	191.0	65.0
TDs Rushing	3	0
PASSING YARDAGE	318	291
Comp-Att-Int	27-34-1	18-34-4
Average Per Pass	9.4	8.6
Average Per Catch	11.8	16.2
Average Per Game	318.0	291.0
TDs Passing	4	2
TOTAL OFFENSE	509	356
Total Plays	67	68
Average Per Play	7.6	5.2
Average Per Game	509.0	356.0
KICK RETURNS: #-Yards	3-113	3-52
PUNT RETURNS: #-Yards	4-30	1-18
INT RETURNS: #-Yards	4-25	1-27
KICK RETURN AVERAGE	37.7	17.3
PUNT RETURN AVERAGE	7.5	18.0
INT RETURN AVERAGE	6.2	27.0
FUMBLES-LOST	3-3	3-3
PENALTIES-Yards	6-58	5-42
Average Per Game	58.0	42.0
PUNTS-Yards	3-154	6-188
Average Per Punt	51.3	31.3
Net punt average	45.3	26.3
KICKOFFS-Yards	7-448	3-161
Average Per Kick	64.0	53.7
Net kick average	42.3	16.0
TIME OF POSSESSION/Game	30:27	29:33
3RD-DOWN Conversions	5/12	2/14
3rd-Down Pct	42%	14%
4TH-DOWN Conversions	0/0	1/2
4th-Down Pct	0%	50%
SACKS BY-Yards	6-39	0-0
MISC YARDS	0	10
TOUCHDOWNS SCORED	7	2
FIELD GOALS-ATTEMPTS	0-3	0-0
ON-SIDE KICKS	0-0	0-0
RED-ZONE SCORES	(2-6) 33%	(1-2) 50%
RED-ZONE TOUCHDOWNS	(2-6) 33%	(1-2) 50%
PAT-ATTEMPTS	(6-7) 86%	(2-2) 100%
ATTENDANCE	3567	0
Games/Avg Per Game	1/3567	0/0
Neutral Site Games		0/0

Score by Quarters	1st	2nd	3rd	4th	OT	Total
Delta State	20	14	7	7	0	48
Opponents	0	7	7	0	0	14



2021 STATESMEN FOOTBALL  
Delta State Overall Individual Statistics (as of Sep 07, 2021)  
All games



Rushing	g	att	gain	loss	net	avg	td	lg	avg/g
Rico Owens II	1	8	97	12	85	10.6	2	36	85.0
Jamarcus Ellison	1	7	65	1	64	9.1	0	41	64.0
Kory Gainwell	1	8	51	14	37	4.6	1	20	37.0
Jarred Singleton	1	3	12	0	12	4.0	0	9	12.0
Cole Kirk	1	1	6	0	6	6.0	0	6	6.0
Deion Dampier	1	4	6	8	-2	-0.5	0	4	-2.0
TEAM	1	2	0	11	-11	-5.5	0	0	-11.0
Total	1	33	237	46	191	5.8	3	41	191.0
Opponents	1	34	111	46	65	1.9	0	15	65.0

Passing	g	effic	comp	att	in	pct	yds	td	lg	avg/g	
Patrick Shegog	1	2	44	16	19	1	84.2	196	3	38	196.0
Cole Kirk	1	1	63.65	11	15	0	73.3	122	1	30	122.0
Total	1	1	90.92	27	34	1	79.4	318	4	38	318.0
Opponents	1	1	20.72	18	34	4	52.9	291	2	38	291.0

Receiving	g	no.	yds	avg	td	lg	avg/g
Dohnte Meyers	1	5	85	17.0	1	36	85.0
Deion Dampier	1	5	63	12.6	2	30	63.0
Corintheus Edmon	1	4	37	9.2	0	16	37.0
Todd Lee Battle	1	3	35	11.7	0	14	35.0
Adam Duncan	1	2	39	19.5	1	38	39.0
Robbie Evans	1	2	19	9.5	0	11	19.0
Jaylen Green	1	2	5	2.5	0	3	5.0
Oakley Coleman	1	1	17	17.0	0	17	17.0
Tyler Kennedy	1	1	8	8.0	0	8	8.0
Kory Gainwell	1	1	7	7.0	0	7	7.0
Calvin Lockett	1	1	3	3.0	0	3	3.0
Total	1	27	318	11.8	4	38	318.0
Opponents	1	18	291	16.2	2	38	291.0

Punt Returns	no.	yds	avg	td	lg
Dohnte Meyers	2	12	6.0	0	12
John Boyd	1	9	9.0	0	0
Dayreke Snow	1	9	9.0	0	9
Total	4	30	7.5	0	12
Opponents	1	18	18.0	0	18

Interceptions	no.	yds	avg	td	lg
Sherrrod Paige	2	0	0.0	0	0
Ty Woods	1	25	25.0	0	25
Junior Faulk	1	0	0.0	0	0
Total	4	25	6.2	0	25
Opponents	1	27	27.0	0	27

Kick Returns	no.	yds	avg	td	lg
Kory Gainwell	2	86	43.0	0	48
Robbie Evans	1	27	27.0	0	27
Total	3	113	37.7	0	48
Opponents	3	52	17.3	0	28

Fumble Returns	no.	yds	avg	td	lg
Ty Woods	1	33	33.0	0	33
Total	1	33	33.0	0	33
Opponents	2	-9	-4.5	0	1



2021 STATESMEN FOOTBALL  
Delta State Overall Individual Statistics (as of Sep 07, 2021)  
All games



Scoring	td	fg	PAT				dx	saf	pts
			kick	rush	rcv	pass			
Deion Dampier	2	-	-	-	-	-	-	-	12
Rico Owens II	2	-	-	-	-	-	-	-	12
Connor Mantelli	-	0-3	6-7	-	-	-	-	-	6
Adam Duncan	1	-	-	-	-	-	-	-	6
Dohnte Meyers	1	-	-	-	-	-	-	-	6
Kory Gainwell	1	-	-	-	-	-	-	-	6
Total	7	0-3	6-7	-	-	-	-	-	48
Opponents	2	-	2-2	-	-	-	-	-	14

Total Offense	g	plays	rush	pass	total	avg/g
Patrick Shegog	1	19	0	196	196	196.0
Cole Kirk	1	16	6	122	128	128.0
Rico Owens II	1	8	85	0	85	85.0
Jamarcus Ellison	1	7	64	0	64	64.0
Kory Gainwell	1	8	37	0	37	37.0
Jarred Singleton	1	3	12	0	12	12.0
Deion Dampier	1	4	-2	0	-2	-2.0
TEAM	1	2	-11	0	-11	-11.0
Total	1	67	191	318	509	509.0
Opponents	1	68	65	291	356	356.0

Field Goals	fg	pct.	01-19	20-29	30-39	40-49	50-99	lg	blk
Connor Mantelli	0-3	0.0	0-0	0-1	0-1	0-1	0-0	0	1

FG Sequence	Delta State	Opponents
BETHEL TN	34,24,43	-

Numbers in (parentheses) indicate field goal was made.

Punting	no.	yds	avg	lg	tb	fc	i20	50+	blk
Parker Burleson	3	154	51.3	59	0	0	2	1	0
Total	3	154	51.3	59	0	0	2	1	0
Opponents	6	188	31.3	51	0	1	1	1	1

Kickoffs	no.	yds	avg	tb	ob	retn	net yd	ln
Parker Burleson	7	448	64.0	4	0			
Total	7	448	64.0	4	0	17.3	42.3	22
Opponents	3	161	53.7	0	0	37.7	16.0	49





2021 STATESMEN FOOTBALL  
Delta State Overall Individual Statistics (as of Sep 07, 2021)  
All games



All Purpose	g	rush	rcv	pr	kr	ir	total	avg/g
Kory Gainwell	1	37	7	0	86	0	130	130.0
Dohnte Meye	1	0	85	12	0	0	97	97.0
Rico Owens I	1	85	0	0	0	0	85	85.0
Jamarcus Ellis	1	64	0	0	0	0	64	64.0
Deion Dampi	1	-2	63	0	0	0	61	61.0
Robbie Evan	1	0	19	0	27	0	46	46.0
Adam Dunca	1	0	39	0	0	0	39	39.0
Corintheus E	1	0	37	0	0	0	37	37.0
Todd Lee Bat	1	0	35	0	0	0	35	35.0
Ty Woods	1	0	0	0	0	25	25	25.0
Oakley Cole	1	0	17	0	0	0	17	17.0
Jarred Singlet	1	12	0	0	0	0	12	12.0
Dayreke Sno	1	0	0	9	0	0	9	9.0
John Boyd	1	0	0	9	0	0	9	9.0
Tyler Kenned	1	0	8	0	0	0	8	8.0
Cole Kirk	1	6	0	0	0	0	6	6.0
Jaylen Green	1	0	5	0	0	0	5	5.0
Calvin Locket	1	0	3	0	0	0	3	3.0
TEAM	1	-11	0	0	0	0	-11	-11.0
Total	1	191	318	30	113	25	677	677.0
Opponents	1	65	291	18	52	27	453	453.0



2021 STATESMEN FOOTBALL  
Delta State Overall Defensive Statistics (as of Sep 07, 2021)  
All games



#	Defensive Leaders	gp	Tackles				Sacks no-yds	Pass defense			Fumbles		blkd	
			ua	a	tot	tfl/yds		int-yds	brup	qbh	rcv-yds	ff	kick	saf
3	Sherrod Paige	1	6	1	7	.	.	2-0	.	.	.	.	.	.
20	Ty Woods	1	4	2	6	.	.	1-25	.	.	1-33	1	.	.
38	Adrian Hill	1	5	.	5	1.0-3	1.0-3	.	.	.	.	.	.	.
36	John Valesco	1	3	1	4	1.0-1	.	.	.	.	1-0	.	.	.
0	Marvin Terry	1	3	1	4	1.0-7	1.0-7	.	.	.	.	.	.	.
47	Tim Williams Jr	1	4	.	4	3.0-27	3.0-27	.	.	.	.	.	.	.
34	Emanuel Barber	1	3	.	3	1.0-1	.	.	.	.	1-0	1	.	.
29	Jaylan Wilson	1	3	.	3	.	.	.	.	.	.	.	.	.
35	Tamos Stevenson	1	1	2	3	.	.	.	.	.	.	.	.	.
21	Patrick Lee Jr	1	2	1	3	1.0-1	.	.	.	.	.	.	.	.
33	Dante Williams	1	1	2	3	.	.	.	.	.	.	.	.	.
49	Stanley Harrison	1	2	.	2	1.0-1	.	.	.	.	.	.	.	.
4	Tim Hall	1	2	.	2	.	.	.	.	.	.	.	.	.
6	Junior Faulk	1	2	.	2	1.0-5	.	1-0	.	.	.	.	.	.
24	Lemarques Thomas	1	1	1	2	.	.	.	.	.	.	.	.	.
17	John Boyd	1	2	.	2	.	.	.	.	.	.	.	1	.
37	Zane Samuel	1	.	1	1	.	0.5-0	.	.	.	.	.	.	.
43	Devontre Henderson	1	1	.	1	.	.	.	.	.	.	.	.	.
82	Robbie Evans	1	1	.	1	.	.	.	.	.	.	.	.	.
7	Patrick Shegog	1	1	.	1	.	.	.	.	.	.	.	.	.
30	Dominique Killens	1	1	.	1	.	.	.	.	.	.	.	.	.
27	Brandon Williams	1	1	.	1	.	.	.	.	.	.	.	.	.
26	Ty Goldsmith	1	1	.	1	.	.	.	.	.	.	.	.	.
23	Sirvares Snow	1	1	.	1	.	.	.	2	.	.	.	.	.
53	Ervin Mincey	1	1	.	1	1.0-2	1.0-2	.	.	.	.	1	.	.
10	Jaquan Henderson	1	1	.	1	.	.	.	.	.	.	.	.	.
Total		1	53	12	65	11-48	6-39	4-25	2	.	3-33	3	1	.
Opponents		1	54	20	74	5-22	0-0	1-27	2	1	3--9	2	1	.



2021 STATESMEN FOOTBALL  
Delta State Team Game-by-Game (as of Sep 07, 2021)  
All games



TEAM STATISTICS

		Rushing				Receiving				Passing				Kick Returns				Punt Returns				tot		
Date	Opponent	no.	yds	td	lg	no.	yds	td	lg	cmp	att	int	yds	td	lg	no.	yds	td	lg	no.	yds	td	lg	off
Sep 02	BETHEL TN	33	191	3	41	27	318	4	38	27	34	1	318	4	38	3	113	0	48	4	30	0	12	509
		33	191	3	41	27	318	4	38	27	34	1	318	4	38	3	113	0	48	4	30	0	12	509
Opponents		34	65	0	15	18	291	2	38	18	34	4	291	2	38	3	52	0	28	1	18	0	18	356

Games: 1 • Avg/rush: 5.8 • Avg/catch: 11.8 • Pass effic: 190.92 • KR avg: 37.7 • PR avg: 7.5 • All purpose avg/game: 677.0 • Total offense a

Date	Opponent	Tackles				Sacks no-yds	Fumble ff fr-yds		Pass Defense int-yds qbh brup			blkd kick	PAT Attempts kick rush rcv			off saf t/o pts		
		ua	a	total	tfl-yds													
Sep 0	BETHEL TN	53	12	65	11.0-48	6.0-39	3	3-33	4-25	0	2	1	6-7	0	0	0	28	48
Opponents		54	20	74	5.0-22	0.0-0	2	3--9	1-27	1	2	1	2-2	0	0	0	14	14

		Punting									Field Goals			Kickoffs				
Date	Opponent	no.	yds	avg	long	blkd	tb	fc	50+	i20	md-att	long	blkd	no.	yds	avg	tb	ob
Sep 0	BETHEL TN	3	154	51.3	59	0	0	0	1	2	0-3	0	1	7	448	64.0	4	0
		3	154	51.3	59	0	0	0	1	2	0-3	0	1	7	448	64.0	4	0
Opponents		6	188	31.3	51	1	0	1	1	1	0-0	0	0	3	161	53.7	0	0





2021 STATESMEN FOOTBALL  
Delta State Opponent Game-by-Game (as of Sep 07, 2021)  
All games



OPPONENT STATISTICS

		Rushing				Receiving				Passing				Kick Returns				Punt Returns				tot		
Date	Opponent	no.	yds	td	lg	no.	yds	td	lg	cmp	att	int	yds	td	lg	no.	yds	td	lg	no.	yds	td	lg	off
Sep 02	BETHEL TN	34	65	0	15	18	291	2	38	18	34	4	291	2	38	3	52	0	28	1	18	0	18	356
		34	65	0	15	18	291	2	38	18	34	4	291	2	38	3	52	0	28	1	18	0	18	356
	Delta State	33	191	3	41	27	318	4	38	27	34	1	318	4	38	3	113	0	48	4	30	0	12	509

Games: 1 • Avg/rush: 1.9 • Avg/catch: 16.2 • Pass effic: 120.72 • KR avg: 17.3 • PR avg: 18.0 • All purpose avg/game: 453.0 • Total offense

Date	Opponent	Tackles				Sacks no-yds	Fumble		Pass Defense			blkd kick	PAT Attempts			off		
		ua	a	total	tfl-yds		ff	fr-yds	int-yds	qbh	brup		kick	rush	rcv	saf	t/o	pts
Sep 0	BETHEL TN	54	20	74	5.0-22	0.0-0	2	3--9	1-27	1	2	1	2-2	0	0	0	14	14
		54	20	74	5.0-22	0.0-0	2	3--9	1-27	1	2	1	2-2	0	0	0	14	14
	Delta State	53	12	65	11.0-48	6.5-39	3	3-33	4-25	0	2	1	6-7	0	0	0	28	48

Date	Opponent	Punting					Field Goals				Kickoffs				
		no.	yds	avg	long	blkd	md	att	long	blkd	no.	yds	avg	tb	ob
Sep 0	BETHEL TN	6	188	31.3	51	1	0	0	1	1	3	161	53.7	0	0
		6	188	31.3	51	1	0	0	1	1	3	161	53.7	0	0
	Delta State	3	154	51.3	59	0	0	0	1	2	7	448	64.0	4	0