

DELTA STATE

STATESMEN FOOTBALL | 2021 OFFICIAL GAME NOTES

2000 NCAA NATIONAL CHAMPIONS | SEVEN GULF SOUTH CONFERENCE CHAMPIONS | FOUR NCAA REGIONAL TITLES | NINE NCAA PLAYOFF APPEARANCES

GAME 5 **UNIVERSITY OF WEST FLORIDA**
OCT. 2, 2021 • 6 p.m.
Cleveland, Miss. | Parker Field @ McCool Stadium

» GAME DAY INFORMATION

Location	Cleveland, Miss.
Kickoff	6 p.m.
Site	Parker Field @ McCool Stadium
Capacity	8,000
Surface	Artificial Turf

» INSIDE THE SERIES

Meeting	5th
Series Record:	2-2
In Cleveland, Miss.	1-1
In Pensacola, Fla.	1-1
Last Meeting	Oct. 5, 2019
Location	Blue Wahoos Stadium Pensacola, Fla.
Result	West Florida 48, Delta State 3

» GET SOCIAL!

Official Twitter Account	@DSUStatesmen
Football Twitter Accounts	@DeltaStateFB @CoachToddCooley
Instagram Account	@DSUAthletics
Facebook Account	Facebook.com/DSUStatesmen
Hashtags	#DSUFamly #WhereChampionsPlay

» ON THE AIR

Radio	Statesmen Sports Network
Online (iOS Android)	GoStatesmen.com
Flagship Station	WMJW 107.5 FM Cleveland, Miss.
Play-by-Play	Cody Clark (2nd season)
Analyst/Producer	Philip Tang (7th season)
Sideline Reporter	Lane Quinton (10th season) Ryan Zimmerman (1st Season)

STATESMEN

2-2
OVERALL

0-1
GSC

RV | NR

AFC TOP 25 | D2FOOTBALL.COM

TODD COOLEY

HEAD COACH

45-34
OVERALL

8TH
SEASON



DELTA STATE
vs.
WEST FLORIDA

OCTOBER 2, 2021 | 6 PM

PARKER FIELD AT MCCOOL STADIUM
CLEVELAND, MISS.

ARGONAUTS

3-0
OVERALL

0-0
GSC

#1 | #1

AFC | D2Football.com

PETE SHINNICK

HEAD COACH

139-62
OVERALL

19th
SEASON



STATESMEN BEGIN TWO-GAME HOMESTAND AGAINST TOP RANKED UWF

- ➔ **THE KICKOFF:** Delta State University (2-2, 0-1 GSC) returns to Gulf South Conference action hosting No. 1 ranked and defending NCAA Division II National Champion the University of West Florida (3-0, 0-0 GSC) on Sat., Oct. 2 at 6 p.m. inside Parker Field-McCool Stadium.
- ➔ **TERRY EARNS GSC WEEKLY HONOR:** Senior linebacker Marvin Terry was named the Defensive Player of the Week by the Gulf South Conference on Monday, Sept. 27, 2021. Terry tied Dante Williams with a game-high 11 tackles in DSU's 24-17 loss to NCAA Division I FCS Jackson State University on Saturday. The 11 tackles set a new career-high, surpassing his old mark of 10 tackles against Florida Tech on Sept. 21, 2019. The Dallas, Texas native had four tackles behind the line of scrimmage that included 2.5 sacks for 18 yards and a quarterback hurry.
- ➔ **STATESMEN IN OCTOBER:** DSU boasts a 171-180-1 record in September, including a 10-16 record under coach Cooley.
- ➔ **STATESMEN VS. THE STATE:** DSU is 8-11 against schools from the state of Florida and is 6-5 under Cooley against the Sunshine State.
- ➔ **THE TURNOVER BATTLE:** The Statesmen are plus three in turnover margin through three contests while leading the GSC (2nd NCAA) in turnovers gained (13). **Sherrod Paige** and **Ty Woods** lead the GSC with two interceptions apiece and the Statesmen top the league with seven picks (3rd NCAA). **Manny Barber** is second in the GSC (3rd NCAA) with two fumble recoveries and had a pick-six at West Georgia.
- ➔ **THE GAUNTLET:** The Statesmen are in the midst of a six-game stretch that includes four ranked opponents and one FCS opponent. The stretch started at No. 14 West Georgia followed by FCS member Jackson State last Saturday. The Green-and-White welcome No. 1 West Florida to Cleveland this week before traveling to fourth-ranked Valdosta State in Valdosta, Ga., on Oct. 9. The Statesmen will host North Greenville on Oct. 16 before traveling to No. 21 West Alabama on Oct. 23.
- ➔ **HOG FORCE FIELD:** The Green Hogs have yielded just two sacks in 130 pass attempts, ranking second in the GSC.
- ➔ **BEHIND ENEMY LINES:** Delta State has a GSC leading 13 sacks and 10.8 tackles (2nd NCAA) for loss per game. **Tim Williams, Jr.**, is second in the GSC with 4.5 sacks followed by **Marvin Terry** in third with 3.5 sacks. **Stanley Tally's** two sacks are fourth in GSC. Terry leads the GSC with 9.0 tackles for loss followed by Tim Williams in second with 5.5, Dante Williams in third with 4.5 TFLs, and **Ervin Mincey** is fourth with 4.0 stops behind the line.
- ➔ **MR. ALL-PURPOSE:** **Kory Gainwell** ranks third in the GSC with 119.3 all-purpose yards per game, rushing for 103, seven receiving, and 367 on kick returns.
- ➔ **TOTAL OFFENSE:** **Patrick Shogog** has 669 passing yards and 157 rushing yards on 143 plays and ranks six with 206.5 in total offense while his 826 total offensive yards rank fourth.

SCHEDULE & RESULTS



BETHEL UNIVERSITY
W | 48-14
FLOSPORTS



MCKENDREE (PP)
W | 45-17
FLOSPORTS



#18 @ WEST GEORGIA
L | 27-26
NOV. 13 | 12 PM



@ JACKSON STATE
L | 24-17
W.C. GORDEN CLASSIC



#1 WEST FLORIDA
10.2 | 6 PM
FLOSPORTS



@ #4 VALDOSTA STATE
10.9 | 6 PM
FLOSPORTS



NORTH GREENVILLE
10.16 | 2 PM
FLOSPORTS



@ #21 WEST ALABAMA
10.23 | 4 PM
FLOSPORTS



SHORTER (HC)
10.30 | 2 PM
FLOSPORTS



MISSISSIPPI COLLEGE
11.6 | 2 PM
HERITAGE BELL CLASSIC



DELTA STATE FAST FACTS

Name of School	Delta State University
City/Zip	Cleveland, MS 38733
Founded	1924
Enrollment	3,832
Nickname	Statesmen
School Colors	Forest Green & White
Affiliation	NCAA Division II
Conference	Gulf South
President	William N. LaForge (Delta State, 1970)
Athletic Director	Ronnie Mayers (Delta State, 1972)

STADIUM INFORMATION

Home Field	Parker Field at McCool Stadium
Capacity	8,000
Surface	Hellas Artificial Turf
Record at Parker Field-McCool Stadium	155-89-8
NCAA Playoff Record at Parker-McCool	8-3

HISTORY

First Year of Football	1926
All-Time Record	478-402-23
GSC Championships	Seven/1998, 2000, 2007, 2008, 2010, 2011, 2014
NCAA National Championships	One/2000
No. of Years in NCAA Tournament	Nine
NCAA Postseason Record	15-8
All-Time Bowl/Post-Season Record	17-8
Last Post-Season Appearance	2017
Finish	1-1/L, 27-20 vs. West Alabama NCAA 2nd Round

TEAM INFORMATION

2019 Final Record	6-4
Gulf South Conference	5-3 Tied for 3rd
Final National Ranking	Not Ranked
Basic Offense	Spread Multiple
Basic Defense	4-3
Starters Returning/Lost	11/11
Offense	6/5
Defense	5/6
Specialty	0/3
Lettermen Returning/Lost	25/27

ONLINE: GOSTATESMEN.COM

GoStatesmen.com offers complete coverage of Delta State football each week online with a live in-game blog and live stats provided through SideArm Sports. GoStatesmen.com is also optimized for all devices.

PRINTING PARTNER: THE IMAGE SPECIALIST

Delta State University Athletics would like to thank their official printing partner, The Image Specialist! For more information on The Image Specialist, please visit SouthernDuplicating.com today.



WEEKLY SCHEDULE

MONDAY 27 • 12 pm Hey Coach @ Hey Joe's (Cleveland) • PLAYERS OFF	TUESDAY 28 • 3:45 pm Practice	WEDNESDAY 29 • 3:45 pm Practice	THURSDAY 30 • 3:45 pm Practice	FRIDAY OCT. 1 • 3:45 pm Practice	SATURDAY 2 • 6 PM WEST FLORIDA.	SUNDAY 3 • 5 pm STRETCH
---	---	---	--	--	---	---------------------------------------



COACHING STAFF

Head Coach	Todd Cooley
Alma Mater/Year	Arkansas Tech/1999
Record at DSU/Years	45-34/8th
Career Collegiate Record	45-34/8th
NCAA Playoff Record	1-2
NCAA Playoff Appearances	2/2014, 2017
Football Office Phone	(662) 846-4300
Best Time To Reach	Mornings (9-11 a.m.)

ASSISTANT COACHES

Kelvin Green (Clemson, 2009)	Defensive Coordinator LB
Jonathan Fletcher (Knox, 2011)	Offensive Coordinator OL
Tyler Hasty (Guilford, 2011)	Assistant Coach Recruiting Coordinator QB
Christ West (Valdosta State, 2016)	Assistant Coach DL
Geoff Terry (Buffalo, 2001)	Assistant Coach DB
Marcus Windham (Southwest Baptist, 2014)	Assistant Coach RB
Tristan Speer (Delta State, 2021)	Assistant Coach RB
Mark Hatcher (Coastal Carolina, 2017)	Graduate Assistant DB
Ashly Salomonsky (North Alabama, 2016)	Graduate Assistant OL
Sam Rayburn (Univ. of Mississippi, 2019)	Graduate Assistant DL
Blake Crandall	Graduate Assistant LB
Jay Thomason	Life Skills Coach

ATHLETIC TRAINING

Abby Havard, ATC/LAT	Assistant AD for Sports Medicine
Andy Haier, ATC	Assistant Director
Katherine Kratzer, ATC	Assistant Director

EXTERNAL RELATIONS | ATHLETIC COMMUNICATIONS

Delta State University's Office of External Relations provides a full service public relations shop to members of the media. Game day services include credentials, statistics, photography, video clips (where available), and post-game access to coaches and student-athletes. The Office of Athletic Communications is located on the second floor of Chadwick-Dickson Fieldhouse adjacent to Parker Field-McCool Stadium.



FRED SINGTON



CODY CLARK



PHILIP TANG

Football Contact Fred Sington

E-Mail: fsington@deltastate.edu | Cell: (662) 588-6232

Secondary Contact Cody Clark

E-Mail: cclark@deltastate.edu | Cell: (843) 610-6007

Fiosports/Multimedia/SSN Producer Philip Tang

E-Mail: ptang@deltastate.edu | Cell: (731) 293-8344

Graduate Assistant Ryan Zimmerman

E-Mail: rzimmerman@deltastate.edu | Cell: (773) 484-8134

Graduate Assistant Keenan Davis

E-Mail: kdavis@deltastate.edu | Cell: (901) 619-4443

GULF SOUTH CONFERENCE STANDINGS

SCHOOL	CONF	CPCT.	OVERALL	PCT.	HOME	AWAY	NEUTRAL	STREAK
West Georgia	2-0	1.000	4-0	1.000	2-0	2-0	0-0	W4
West Alabama	1-0	1.000	4-0	1.000	2-0	2-0	0-0	W4
Valdosta State	0-0	0.000	3-0	1.000	2-0	1-0	0-0	W3
West Florida	0-0	0.000	3-0	1.000	1-0	2-0	0-0	W3
North Greenville	0-0	0.000	3-1	0.750	1-0	2-1	0-0	W1
Delta State	0-1	0.000	2-2	0.500	2-0	0-2	0-0	L2
Shorter	0-1	0.000	2-2	0.500	1-1	1-1	0-0	L1
Mississippi College	0-1	0.000	1-2	0.333	1-2	0-0	0-0	L1

SCHEDULE & RESULTS | WEEKLY AWARDS

SATURDAY, OCT. 2

Mississippi College @ North Greenville	2:00 P.M.
West Alabama @ #18 West Georgia	5:00 P.M.
Shorter @ Valdosta State	6:00 P.M.
#1 West Florida @ Delta State	6:00 P.M.

SATURDAY, OCT. 9

West Alabama @ Shorter	12:00 P.M.
West Georgia @ Mississippi College	2:00 P.M.
West Florida @ North Greenville	6:00 P.M.
Delta State @ #4 Valdosta State	6:00 P.M.

SATURDAY, SEPT. 16

Mississippi College @ Shorter	12:00 P.M.
Valdosta State @ West Alabama	1:00 P.M.
North Greenville @ Delta State	2:00 P.M.
West Georgia @ West Florida	4:00 P.M.

GSC OFFENSIVE PLAYER OF THE WEEK

WEEK 1	Austin Reed, West Florida
WEEK 2	Ivory Durham, Valdosta State & Rodney Coates, West Florida
WEEK 3	Demetrius Battle, West Alabama
WEEK 4	Dre Williams, North Greenville
WEEK 5	
WEEK 6	
WEEK 7	
WEEK 8	
WEEK 9	
WEEK 10	
WEEK 11	

GSC DEFENSIVE PLAYER OF THE WEEK

WEEK 1	Mondrell Jefferson Valdosta State
WEEK 2	Nick Moss, Valdosta State
WEEK 3	Trent Archie, West Florida
WEEK 4	Marvin Terry, Delta State
WEEK 5	
WEEK 6	
WEEK 7	
WEEK 8	
WEEK 9	
WEEK 10	
WEEK 11	

GSC SPECIAL TEAMS PLAYER OF THE WEEK

WEEK 1	Estin Thiele, Valdosta State
WEEK 2	Estin Thiele, Valdosta State
WEEK 3	Omar Cervantes, West Georgia
WEEK 4	Colin Kahru, North Greenville
WEEK 5	
WEEK 6	
WEEK 7	
WEEK 8	
WEEK 9	
WEEK 10	
WEEK 11	

GSC FRESHMAN OF THE WEEK

WEEK 1	Cody Gast, DE - West Georgia
WEEK 2	Kory Gainwell, Delta State
WEEK 3	Will Breland, West Florida
WEEK 4	Cole Swift, North Greenville
WEEK 5	
WEEK 6	
WEEK 7	
WEEK 8	
WEEK 9	
WEEK 10	
WEEK 11	

AMERICAN FOOTBALL COACHES ASSOCIATION
PRESEASON TOP 25 POLL | SEPT 27, 2021

#	SCHOOL (1ST VOTES)	W-L	PTS.	PREV.
1	West Florida (26)	3-0	750	1
2	Northwest Missouri St.	3-0	711	2
3	Ferris St. (Mich.)	4-0	696	3
4	Valdosta St. (Ga.)	3-0	657	4
5	Colorado School of Mines	4-0	621	5
6	Notre Dame (Ohio)	4-0	576	7
7	Slippery Rock (Pa.)	4-0	573	6
8	Grand Valley St. (Mich.)	3-0	528	9
9	West Georgia	4-0	494	14
10	Wingate (N.C.)	3-0	470	13
11	Midwestern St. (Texas)	4-0	429	15
12	Nebraska-Kearney	4-0	398	16
13	Henderson St. (Ark.)	4-0	371	18
14	Augustana (S.D.)	4-0	285	22
15	West Alabama	4-0	281	21
16	Lenoir-Rhyne (N.C.)	2-1	238	17
17	Minnesota St.	3-1	212	20
18	Truman St. (Mo.)	4-0	209	NR
19	Quachita Baptist (Ark.)	3-1	153	8
20	Bowie St. (Md.)	3-1	147	23
21	Shepherd (W.Va.)	3-1	118	10
22	Minnesota-Duluth	3-1	104	11
23	Harding (Ark.)	3-1	93	NR
24	Bentley (Mass.)	4-0	81	NR
25t.	California (Pa.)	4-0	80	NR
25t.	Indiana (Pa.)	2-1	80	24

Receiving Votes: Tiffin (Ohio), 74; Western Colorado, 64; Kutztown (Pa.), 55; Southeastern Oklahoma, 52; Frostburg St. (Md.), 39; Colorado Mesa, 30; Angelo St. (Texas), 22; Shippensburg (Pa.), 22; Washburn (Kan.), 14; Pittsburg St. (Kan.), 9; Texas A&M-Commerce, 5; Indianapolis (Ind.), 3; Colorado St.-Pueblo, 2; **Delta St. (Miss.)**, 2; Chowan (N.C.), 1; Ohio Dominican, 1.

HONORING OUR PAST



RETRO LOOK FOR 2019

Since taking over the program in 2013, head coach **Todd Cooley** has not been afraid of change. However, the one constant each year has been Delta State's green helmets.

This year, Cooley and his staff are paying tribute to the teams of the late 1980s and 1990s by going "old school" with white face masks and the DSU block state logo. Previous designs are below.





SERIES NOTEBOOK: WEST FLORIDA

- **Delta State** and **West Florida** are meeting for the fifth time overall with the series tied 2-2 and 1-1 in Cleveland, Miss.
- **West Florida** is in its seventh year as a Division II program and enters the season as the defending NCAA Division II National Champions following a 48-40 win over Minnesota State in 2019 in McKinney, Texas.
- **West Florida's** 2021 roster boasts 34 transfers, including 19 NCAA Division I and 15 Community College transfers.
- **UWF Offense:** The Argonauts high-flying offense is second in the GSC in scoring (46.7) and passing offense (325.0/game) while ranking third in total offense (461.0). **Austin Reed** 303.7 passing yards per game leads the GSC fourth in completion percentage (60.6). Reed has completed 57-of-94 passes in three games. **David Durden**, **Rodney Coates**, and **Ka'Ron Ashley** are Reed's top targets. Durden has caught 13 passes, four for touchdowns, and leads the GSC at 97.0 yards per game. Coates has 13 grabs for 194 yards (72.0 per game/**5th GSC**) with three touchdowns and Ashley has 11 receptions for 154 yards and one touchdown.
- **UWF Defense:** UWF's defense is allowing a league-low 84.7 yards on the ground and ranks seventh in pass defense at 252.0 yards per game allowed. UWF is fifth in the league in total offense, yielding 336.7 yards per contest. **Shea Campbell** leads the Argos defense with 17 tackles and **Trent Archie** has a team-high 2.5 sacks.
- **UWF Special Teams:** Punter **Steve Dawson** is the most under-worked player so far in 2021 for the Argos. Dawson has punted just three times in three games, averaging 45.6 yards per punt. **Danny Laudet** is right along with Dawson in borderm, attempting just two field goals (0-for-2) in three games.

ARGONAUTS

3-0
OVERALL0-0
SWAC1 | 1
AFCA | D2Football.com

PETE SHINNICK

HEAD COACH

139-62
OVERALL19th
SEASON

SERIES HISTORY

- 5th meeting
- Overall: 2-2
- In Cleveland, Miss: 1-1
- In Pensacola, Fla.: 1-1
- Last Five Meetings: --n/a
- Last 10 Meetings: --n/a



GM	W/L	DATE	DSU	LOCATION	JSU
1	W	10-15-2016	55	Cleveland, Miss.	51
2	W	10-14-2017	28	Pensacola, Fla.	25
3	L	9-29-2018	21	Cleveland, Miss.	30
4	L	10-5-2019	3	Pensacola, Fla.	48

NOTEABLE ARGONAUT ALUMNI

- Kenneth Cockrell, former NASA astronaut
- Carmen Maria Martinez, United States Ambassador to Zambia
- Bryan Daniel O'Conner, former NASA astronaut
- Admiral James O. Ellis, United States Navy
- Jan Hooks, Actress - Saturday Night Live
- Roy Jones, Jr., World Champion boxer

HOW THEY COMPARE (2021)

STATESMEN (2-2, 0-1 GSC)	ARGONAUTS (3-0, 0-0 GSC)
34.0	PPG 46.6
17.5	1ST DOWNS 27.0
172.0	RUSH YPG 136.0
197.8	PASS YPG 325.0
369.8	TOTAL OFFENSE 461.0
8	PASS TD 10
2	PASS INT 2
9	RUSH TD 2
4-of-8	FG 0-of-2
27:23	T.O.P. 28:13
2 (8)	SACKS ALLOWED 1 (5)
20.5	SCORING DEFENSE 22.3
103.2	RUSH YPG/ALLOWED 84.7
240.5	PASS YPG/ALLOWED 252.0
343.8	TOTAL OFFENSE/ALLOWED 336.7
13 (84)	SACKS BY 12 (74)
7	INTERCEPTIONS BY 0
8/6	FUMBLES FORCED/RECOVERED 2/3

93

Adrian "Big Dink" Dinkins (1991-2014) passed away on Oct., 2014 in a car accident. Dinkins played 10 games with seven starts in 2013. The Ridgeland, Miss., native registered 33 tackles, 17 solo stops, and 10 tackles or loss that season. Each week the Delta State Coaching Staff assigns No. 93 the most deserving Statesmen based on each the previous week's performance and other criteria.

NO. 93 WEEKLY HONOREES

WEEK 1	#56 Stanley Talley (DL)
WEEK 2	#47 Tim Williams (DL)
WEEK 3	#33 Dante Williams (LB)
WEEK 4	#34 Manny Barber (LB)
WEEK 5	
WEEK 6	
WEEK 7	
WEEK 8	
WEEK 9	
WEEK 10	
WEEK 11	

BY THE NUMBERS: DELTA STATE vs WEST FLORIDA

2-2
SERIES RECORD1-1
RECORD @ PARKER-MCCOOL26.7*
PPG VS. UWF*371.3*
TOTAL OFFENSE VS. UWF*
*UNDER TODD COOLEY



NEWS, NOTES, & SIDEBAR STATS

DEFENDING OVER THE TOP: Junior Faulk is tied for first with six total passes defends (5 PBU/ 1 INT). Faulk and Dayerke Snow are tied for second in the GSC with five pass break ups and Sherrod Paige is fourth with three. Paige and Ty Woods are tied for first with two interceptions.

SPECIAL TEAMS NOTES:

► Kory Gainwell leads the conference and ranks third nationally with 326 return yards and his 26.2 yards per return are third (31st NCAA). Gainwell also ranks third in the GSC with 119.3 yards per return, rushing for 103, seven receiving and 367 on kick returns.

► Robbie Evans' 12.4 yards per punt return is second in the GSC (14th NCAA).

► Freshman Parker Burleson is second in the GSC, averaging 42.9 yards per punt (7th NCAA).

► Freshman Connor Mantellis' connected on a career-long 41 yard field goal in the fourth quarter get the Statesmen with a touchdown against Jackson State on Saturday.

D2FOOTBALL.COM PRESEASON ALL-AMERICANS: Junior Faulk and Innis Claud V were named to the D2football.com Preseason All-American teams. Faulk was named to the first team while Claud was listed on the second team.

DELTA STATE PICKED 3rd IN GSC COACHES POLL: The Statesmen are picked to finish third in the annual Gulf South Conference Preseason Coaches Poll. Defending National Champion West Florida was named the 2021 GSC Football Preseason Favorite for the first time in school history, collecting 47 points behind five first-place votes. Nipping at the Argonauts' heels is defending GSC Champion Valdosta State which posted 45 points and nabbed the final three first-place votes. Delta State ranked third in the Coaches' Poll voting with 33 points followed by West Alabama (30) and West Georgia (26) to round out the Top Five. Mississippi College (22), North Greenville (14), and Shorter (seven) complete the GSC Pre-Season Poll.

SIX STATESMEN NAME PRESEASON ALL-GSC: Six Statesmen (three offensive and three defensive players) were named to the Pre-Season All-GSC Team. Three-time All-GSC center Innis Claud V and junior Nicolas Melsop anchor an offensive line that will open holes for one of the league's top returning backs in senior Rico Owens. The defensive side starts with All-American defensive back Junior Faulk is joined by seniors Dante Williams (LB) and Zane Samuel (DE).

CAREER INT WATCH: Junior Faulk's interception was the 10th of his career, tying him for fourth in career interceptions with Kim Stewart (1969-70) and Don Fennell (1964-66). Faulk needs two interceptions to move into third, three to move into second and four to tie Dominique Davenport (2008-2011) atop the list. (See Career INT list on page five). Faulk set the Delta State single season record with nine interceptions in 2019 to break the old mark of eight held by Garrett Williams (2010).

STATESMEN CAREER INTERCEPTIONS LIST

14	Dominique Davenport, 2008-2011
13	Monterio James, 2005-2007
12	Jamarcus Wiggins, 2004-2007
10	Junior Faulk, 2019-Present
10	Kim Stewart, 1969-70
10	Don Fennell, 1964-66

PATRICK SHEGOG

5-11 | 190 | SO. | BATESVILLE, MISS.

► Named the 2018 Gulf South Conference Co-Offensive Freshman of the Year after playing in 10 games for the Statesmen at quarterback, making eight starts. The former South Panola HS star completed 168-of-268 passes (58.7 percent) for 1,722 yards with 10 touchdowns and 11 interceptions. He averaged 172.2 yards passing per game while rushing 144 times for 546 yards and four touchdowns. Led all freshmen in the GSC with 226.8 yards of total offense per game.

**DELTA STATE 2021 RECORD WHEN**

CATEGORY	2021	UNDER COOLEY
At Home	2-0	28-13
On The Road	0-2	17-20
Neutral Site Game	0-0	0-1
vs. GSC	0-1	25-28
vs. Non Conference	2-1	18-9
NCAA Postseason	0-0	1-2
vs. In State Opponents	0-1	5-2
In August	0-0	0-1
1st September	2-2	21-12
In October	0-0	10-16
In November	0-0	12-7
In December	0-0	0-0
On Television	2-1	17-9
Afternoon Games	0-1	19-16
Night Games	2-1	24-17
Decided by 7 pts or less	0-2	10-8
Scoring First	1-0	34-14
Opponent Scores First	1-2	11-20
Leading at Half	2-0	37-3
Trailing at Half	0-2	7-27
Tied at Half	0-0	1-3
Leading after 3 quarters	2-0	38-5
Trailing after 3 quarters	0-1	6-27
Tied After 3 quarters	0-1	1-2
In overtime	0-0	1-1
Scoring 30+ points	2-0	38-5
Scoring 20-29 points	0-1	5-12
Scoring 0-19 points	0-1	2-13
Allowing 30+ points	0-0	10-12
Allowing 20-29 points	0-2	13-10
Allowing 0-19 points	2-0	22-1
Outrushing Opponents	2-1	36-8
Getting Outrushed	0-1	9-25
Passing for more yards	2-0	30-15
Passing for fewer yards	0-2	15-176
Outgaining Opponent	2-0	39-12
Getting Outgained	0-2	5-21
Winning TOP	1-0	19-12
Losing TOP	1-2	25-3
Scoring a Def./ST TD	0-1	17-8
Allowing a Def./ST TD	0-0	10-14
Fewer Penalty Yards	1-1	17-23
More Penalty Yards	1-1	27-10
Winning Turnover Battle	1-1	32-6
Losing Turnover Battle	1-0	9-23
Equal In Turnovers	0-1	4-5

**MAKE STATE YOURS™**



TODD COOLEY HC

THE COOLEY FILE

» Birthdate:	September 7, 1975
» Alma Mater:	Arkansas Tech, 1997 (English)
» Record at Delta State:	45-34 (8th season)
» Gulf South Conference Record:	25-28 (8th season)
» NCAA Postseason Record:	1-2
» Hometown:	Nashville, Arkansas
» Family:	Wife, Lisa (Gatlin) Cooley



HC

6-2

8TH



@COACHTODDCOOLEY

YEAR-BY-YEAR HEAD COACHING RECORD

YEAR	SCHOOL	POS	RECORD	CONF.	NOTES
2013	Delta State	Head Coach	7-3	4-2	GSC COY
2014	Delta State	Head Coach	9-2	6-1	Co-GSC Champs/COY
2015	Delta State	Head Coach	6-5	2-5	
2016	Delta State	Head Coach	4-6	1-7	
2017	Delta State	Head Coach	9-4	5-3	NCAA DII Playoffs
2018	Delta State	Head Coach	2-8	2-6	
2019	Delta State	Head Coach	6-4	5-4	
2021	Delta State	Head Coach	2-2	0-1	
Totals			45-34	25-28	Eighth Season

COOLEY VERSUS ALL OPPONENTS

Albany State	1-0
Bethel	1-0
Bowie State	1-0
Central State (Ohio)	1-0
Chowan (N.C.)	1-0
Concordia (Ala.)	2-0
Florida Tech	4-3
Fort Valley State	2-0
Grand Valley State	0-2
Jackson State	0-1
Kentucky Wesleyan	2-0
McKendree	1-0
Mississippi College	4-1
Mississippi Valley State	1-0
North Alabama	2-3
North Greenville	1-1
Shorter	7-0
Tarleton State	2-1
Texas A&M-Commerce	1-2
Tusculum	1-0
Valdosta State	2-5
West Alabama	2-6
West Florida	2-2
West Georgia	2-7

NOTEABLES

- Cooley is in his eighth season as head coach of the Delta State University Statesman football program. Cooley became the 19th coach in program history on Friday, Jan. 25, 2012. In his four seasons as head coach of the Statesmen, Cooley is 43-32 overall and 25-27 against the GSC.
- In his previous five seasons, the Nashville, Ark., native, has guided the Statesmen two trips to the NCAA Division II Football Championship Playoffs (2014/2017) and in 2014 Delta State captured its seventh Gulf South Conference title.
- Cooley tied former Steve Campbell for the second fastest coach to accumulate 20 victories, accomplishing the feat in 25 games. Cooley led DSU to a 7-3 mark in 2013 during his first season and followed up that performance with a 9-2 record in 2014 and a share of the GSC title. The Nashville, Arkansas, native started out the season 4-0 to get his 20th win in a 40-0 victory over Albany State at Parker Field-McCool Stadium (Sept. 26, 2015).
- Cooley is a two-time Coach of the Year recipient in the Gulf South Conference following the 2013 and 2014 campaigns. He joins Ron Roberts (2007/2008) as the only two-time recipients of the award in the program's history.

NUMBERS TO KNOW

145

A total of 145 Statesmen have graduated with a degree from Delta State since Cooley took over as head coach.

45

Cooley has led the Statesmen to a 45-34 record in his six previous seasons as head coach at Delta State University.

30+

The Statesmen are 38-5 all-time when scoring 30 or more points against an opponent under head coach Todd Cooley.

37-3

Delta State is 36-3 under head coach Todd Cooley when leading at half-time. The Statesmen are 4-16 when trailing and 0-2 when tied at the half.

32

Delta State is 32-6 under head coach Todd Cooley when winning the turnover battle.

PLAYING CAREER

YEAR	SCHOOL	POS
1996-97	Arkansas Tech	QB
1994-95	Henderson State	QB

COACHING CAREER SNAPSHOT

YEAR	SCHOOL	POS
1998	Arkansas Tech	RB
1999	Arkansas Tech	RB
2000	NE Oklahoma State	QB
2001	Quachita Baptist	QB
2002	Quachita Baptist	QB
2003	Quachita Baptist	QB
2004	Arkansas Tech	OC/QB
2005	Central Arkansas	OC/QB
2006	Central Arkansas	OC/QB
2007	Central Arkansas	OC/QB
2008	Central Arkansas	OC/QB
2009	Northwestern (La.) State	OC/QB
2010	Northwestern (La.) State	OC/QB
2011	Northwestern (La.) State	OC/QB
2012	Northwestern (La.) State	OC/QB
2013	Delta State	HC
2014	Delta State	HC
2015	Delta State	HC
2016	Delta State	HC
2017	Delta State	HC
2018	Delta State	HC
2019	Delta State	HC
2020	Delta State (No Season/COVID)	HC
2021	Delta State	HC





STATESMEN DEPTH CHART

vs. UNIVERSITY OF WEST FLORIDA

OFFENSE

QB	7	Patrick Shegog	5-11	188	Jr.	Batesville, Miss./South Panola
	18	Cole Kirk	6-1	179	So.	Selmer, Tenn./McNairy Central HS
RB	2	Rico Owens, II	5-10	215	Sr.	Greenwood, Miss./Copiah-Lincoln CC
	5	Deion Dampier	5-10	212	Sr.	Pinola, Miss./Copiah-Lincoln CC
LT	71	Damon Moore	6-5	285	So.	Birmingham, Ala./Clay-Chalkville
	60	Ja'Qualen Lumpkin	6-2	305	Fr.	Thomaston, Ga./Upson-Lee Hs
LG	62	Keshawn Jennings	6-1	280	Jr.	Marietta, Ga./South Cobb HS
	50	Kaleb Robinson	6-3	280	Sr.	Lexington, Miss./Copiah Lincoln CC
C	78	Innis Claud, V	6-0	290	Sr.	Albany, Ga./Buford HS
	64	Jakob Welch	6-3	290	Jr.	Winona, Miss./Notheast Miss. CC
RG	59	Tristan Moseley	6-4	310	Sr.	Cleveland, Miss./Copiah-Lincoln CC
	65	Jason Judge	6-5	325	Sr.	Jackson, Miss./Copiah-Lincoln CC
RT	73	Nicolas Melsop	6-7	305	Jr.	Columbus, Ohio/Lake Erie
	76	Jacob Gragg	6-3	300	Jr.	Tuscaloosa, Ala./Northside
XR	12	Corintheus Edmonds	6-2	195	Sr.	Hampton, Ga./Lovejoy HS
	84	Calvin Lockett	6-2	190	So.	Largo, Fla./Univ. of Iowa
HR	9	Todd Lee Battle	6-0	185	Jr.	Birmingham, Ala./Ramsay HS
	82	Robbie Evans	5-8	190	Jr.	Boynton Bch., Fla./Calvary Christ.
YR	1	Dohnte Meyers	5-10	175	Sr.	Duluth, Ga./Presbyterian College
	88	Vincent Wilkerson	6-2	205	Sr.	Milwaukee, Wisc./College of DuPage
ZR	81	Oakley Coleman	6-4	180	So.	Mobile, Ala./McGill-Toolen HS
	80	Jaylen Green	6-0	175	So.	Norcross, Ga./Norcross HS
TE	16	Chancie Tidwell	6-1	230	Jr.	Jackson, Miss./Jones JC
	14	Adam Duncan	6-5	231	Jr.	Ft. Worth, Texas/Trinity Valley CC
	19	Katerian LeGrone	6-3	235	Fr.	Atlanta, Ga./Nebraska

DEFENSE

LE	37	Zane Samuel	6-3	220	Sr.	Tuscaloosa, Ala./Paul Bryant
	32	Zarrian Billings	6-1	220	Sr.	Florence, Ala./Florence HS
N	56	Stanley Talley	6-1	300	Sr.	Montgomery, Ala./Carver HS
	51	Tahj Perry	6-0	275	Sr.	College Park, Ga./Creekside HS
DT	47	Tim Williams, Jr.	6-4	245	So.	Greenville, Miss./NW Miss. CC
	57	Derrick Billings	6-3	23-	So.	Snellville, Ga./So. Gwinnett HS
BAN	0	Marvin Terry	6-2	220	Sr.	Dallas, Texas/Trinity Valley CC
	30	Dominique Killens	6-2	207	Sr.	Jacksonville, Fla./Trinity Christ. Acad.
MLB	33	Dante Williams	6-2	244	Jr.	Bossier City, La./Louisiana Tech
	35	Tamos Stevenson	5-11	220	Sr.	Goodman, Miss./Southwest Miss. CC
SLB	34	Manny Barber	6-4	235	Jr.	Chicago, Ill./Jones JC
	38	Adrian Hill	6-0	190	Jr.	Hoover, Ala./Hoover HS
D	10	Jaquan Henderson	6-0	215	Sr.	Grand Prairie, Texas/So. Grand Prairie HS
	13	Bernard Thomas	6-2	213	Jr.	Starkville, Miss./Miss. Gulf Coast CC
LC	6	Junior Faulk	6-1	200	Sr.	Jayess, Miss./SW Miss. CC
	23	Sirvares Snow	5-10	170	Sr.	Newton, Miss./Pearl River CC
R	3	Sherrod Paige	6-2	195	Jr.	Tampa, Fla./Northern Arizona Univ.
	4	Tim Hall	6-0	185	Jr.	St. Louis, Mo./Missouri Western
FS	20	Ty Woods	5-10	175	Sr.	Birmingham, Ala./Pinson Valley HS
	24	Lamarques Thomas	6-0	180	Sr.	Jackson, Miss./Univ. of Louisville
RC	8	Dayreke Snow	6-1	195	Sr.	Newton, Miss./Pearl River CC
	21	Patrick Lee	5-10	185	R-Fr.	Baton Rouge, La./Broadmore Sr. HS

SPECIAL TEAMS

K	40	Connor Mantelli	6-0	170	Fr.	Castle Rock, Colo./Douglas Co. HS
	39	Parker Burleson	5-11	180	So.	Mathiston, Miss./East Webster HS
P	39	Parker Burleson	5-11	180	So.	Mathiston, Miss./East Webster HS
	40	Connor Martelli	6-0	170	Fr.	Castle Rock, Colo./Douglas Co. HS
LS	46	Jack Dunphy	5-10	210	So.	Benton, La./Benton HS
	73	Nicolas Melsop	6-7	305	Jr.	Columbus, Ohio/Lake Erie
H	18	Cole Kirk	6-1	179	So.	Selmer, Tenn./McNairy Central HS
	82	Robbie Evans	5-8	190	Fr.	Boynton Beach, Fla./Calvary Christian
KR	22	Kory Gainwell	5-8	180	Fr.	Benton, Miss./Univ. of Memphis
	1	Dohnte Meyers	5-10	175	Sr.	Duluth, Ga./Presbyterian College
PR	1	Dohnte Meyers	5-10	175	Sr.	Duluth, Ga./Presbyterian College
	82	Robbie Evans	5-8	190	Fr.	Boynton Beach, Fla./Calvary Christian

DANTE WILLIAMS 33

6-2 | 244 | SR. | BOSSIER CITY, LA.

► Two-year starter at linebacker for the Statesmen after transferring from Louisiana Tech. In 2018, Williams played in all 10 games for the Statesmen, making six starts. He recorded a career-high 50 tackles with 7.0 tackles-for-loss and 1.0 sack. Tied his career-high of eight tackles versus North Greenville and West Alabama while tallying seven stops, including a tackle-for-loss against Shorter.



DELTA STATE UNIVERSITY NUMERICAL ROSTER

#	NAME	POS	HT	WT	CL	HOMETOWN	PREVIOUS SCHOOL
0	Marvin Terry	LB	6-2	220	Gr.	Dallas, Texas	Trinity Valley CC
1	Dohnite Meyers	WR	5-10	175	Sr.	Duluth, Ga.	Presbyterian College
2	Rico Owens II	RB	5-10	213	Gr.	Greenwood, Miss.	Copiah Lincoln CC
3	Sherrod Paige	DB	6-2	195	Jr.	Tampa, Fla.	Northern Arizona University
4	Tim Hall	DB	6-0	185	Gr.	St. Louis, Mo.	Missouri Western State
5	Deion Dampier	RB	5-10	212	R-Sr.	Pinola, Miss.	Copiah-Lincoln CC
6	Junior Faulk	DB	6-1	200	Gr.	Javess, Miss.	Southwest Mississippi CC
7	Patrick Shegog	QB	5-11	185	R-Jr.	Batesville, Miss.	South Panola HS
8	Dayreke Snow	DB	6-1	195	Gr.	Newton, Miss.	Mississippi Gulf Coast CC
9	Todd Lee Battle	WR	6-0	185	Jr.	Birmingham, Ala.	Ramsay HS
10	Jaquan Henderson	DB	6-1	211	Sr.	Covington, Ga.	Georgia Tech
11	Tyler Kennedy	WR	5-10	185	Jr.	Moreno Valley, Calif.	Southern Mississippi
12	Corintheus Edmonds	WR	6-2	195	Sr.	Hampton, Ga.	Lovejoy HS
13	Bernard Thomas	DB	6-2	213	Jr.	Starkville, Miss.	Mississippi Gulf Coast CC
14	Adam Duncan	TE	6-5	231	Jr.	Fort Worth, Texas	Trinity Valley CC
15	Nick Felice	QB	6-4	200	Fr.	Lithia, Fla.	Plant City HS
16	Chancie Tidwell	TE	6-1	230	Jr.	Jackson, Miss.	Jones College
17	John Boyd	DB	6-2	220	Sr.	Atlanta, Ga.	Clemson University
18	Cole Kirk	QB	6-1	179	So.	Selmer, Tenn.	McNairy Central HS
19	Katerian LeGrone	TE	6-3	235	Fr.	Atlanta, Ga.	Nebraska
20	Ty Woods	DB	5-10	175	R-Sr.	Birmingham, Ala.	Pinson Valley HS
21	Patrick Lee Jr.	DB	5-10	185	Rf.	Baton Rouge, La.	Broadmoor Senior HS
22	Kory Gainwell	RB	5-8	180	Fr.	Benton, Miss.	University of Memphis
23	Sirvares Snow	DB	5-10	170	Sr.	Newton, Miss.	Pearl River CC
24	Lamarques Thomas	DB	6-0	180	Sr.	Jackson, Miss.	University of Louisville
25	Joseph Stone III	DB	5-7	175	Gr.	Holly Springs, Miss.	Holly Springs HS
26	Ty Goldsmith	DB	5-10	175	R-Jr.	Hoover, Ala.	Hoover HS
27	Brandon Williams	DB	5-10	190	R-So.	Lafayette, La.	Delhi HS
28	Jamarcus Ellison	RB	5-9	185	R-Sr.	Birmingham, Ala.	Ramsay HS
29	Jaylan Wilson	DB	6-0	190	Sr.	Bay St. Louis, Miss.	Pearl River CC
30	Dominique Killens Jr.	LB	6-2	207	R-Sr.	Jacksonville, Fla.	Trinity Christian Academy
31	BJ Jones	DB	6-2	190	Fr.	Citronelle, Ala.	Citronelle HS
32	Chris Sehring	LB	6-3	215	R-So.	Baton Rouge, La.	St. Michael the Archangel HS
33	Dante Williams	LB	6-2	255	Gr.	Bossier City, La.	Louisiana Tech
34	Emanuel Barber	LB	6-1	250	Gr.	Chicago, Ill.	Jones JC
35	Tamos Stevenson	LB	5-11	220	Sr.	Goodman, Miss.	Southwest Mississippi CC
36	John Valesco	LB	6-2	235	Gr.	Miami, Fla.	East Mississippi CC
37	Zane Samuel	DL	6-3	220	Gr.	Tuscaloosa, Ala.	Paul Bryant HS
38	Adrian Hill	LB	6-0	190	R-Jr.	Hoover, Ala.	Hoover HS
39	Parker Burleson	PK	5-11	180	So.	Mathiston, Miss.	East Webster HS
40	Connor Mantelli	K/P	6-0	170	Fr.	Castle Rock, Colo.	Douglas Country HS
41	Jarred Singleton	RB	5-7	185	Jr.	Farmerville, La.	Union Parish HS
42	Zarrian Billings	DL	6-1	220	Sr.	Florence, Ala.	Florence HS
43	Davontre Henderson	LB	6-0	215	Sr.	Grand Prairie, Texas	South Grand Prairie HS
44	Anthony Echols	LB	6-1	200	R-So.	Benton, La.	Benton HS
45	Drew Swatzell	LB	5-9	200	R-So.	Huntsville, Ala.	Huntsville HS
46	Jack Dunphy	LS	5-10	210	R-So.	Vestavia Hills, Ala.	Ellsworth CC
47	Tim Williams Jr.	DL	6-4	245	R-Sr.	Greenville, Miss.	Northwest Miss. CC
48	T.J. Butler	WR	5-7	180	So.	Chicago, Ill.	Dwight D. Eisenhower HS
49	Stanley Harrison	DL	6-4	230	Gr.	Immokalee, Fla.	Newberry College
50	Kaleb Robinson	OL	6-3	280	Sr.	Lexington, Miss.	Copiah-Lincoln CC
51	Tahj Perry	DL	6-0	275	Sr.	College Park, Ga.	Creekside HS
52	John Tate	LS	5-10	200	Sr.	Kosciusko, Miss.	Hinds CC

ALPHABETICAL ROSTER

#	NAME	POS
34	Emanuel Barber	LB
9	Todd Lee Battle	WR
57	Derrick Billings	DL
42	Zarrian Billings	DL
17	John Boyd	DB
66	Jaelon Brown	OL
39	Parker Burleson	PK
48	T.J. Butler	WR
78	Innis Claud V	OL
63	Zach Cleveland	OL
81	Oakley Coleman	WR
5	Deion Dampier	RB
14	Adam Duncan	TE
46	Jack Dunphy	LS
44	Anthony Echols	LB
12	Corintheus Edmonds	WR
28	Jamarcus Ellison	RB
82	Robbie Evans	WR
6	Junior Faulk	DB
15	Nick Felice	QB
22	Kory Gainwell	RB
26	Ty Goldsmith	DB
76	Jacob Gragg	OL
80	Jaylen Green	WR
4	Tim Hall	DB
49	Stanley Harrison	DL
58	Jaylen Heffner	LB
43	Davontre Henderson	LB
10	Jaquan Henderson	DB
87	Torrey Hendrix	WR
38	Adrian Hill	LB
62	Keshawn Jennings	OL
31	BJ Jones	DB
65	Jason Judge	OL
11	Tyler Kennedy	WR
30	Dominique Killens Jr.	LB
18	Cole Kirk	QB
21	Patrick Lee Jr.	DB
19	Katerian LeGrone	TE
84	Calvin Lockett	WR
60	Ja'Qualan Lumpkin	OL
40	Connor Mantelli	K/P
73	Nicolas Melsop	OL
1	Dohnite Meyers	WR
53	Ervin Mincey	DL
71	Damon Moore	OL
59	Tristan Moseley	OL
2	Rico Owens II	RB
3	Sherrod Paige	DB
51	Tahj Perry	DL
50	Kaleb Robinson	OL
37	Zane Samuel	DL
32	Chris Sehring	LB



#	NAME	POS	HT	WT	CL	HOMETOWN	PREVIOUS SCHOOL
53	Ervin Mincey	DL	6-0	232	Sr.	Lyons, Ga.	Holmes CC
54	Demetrius Swilley	DL	5-9	270	Jr.	Hazlehurst, Miss.	Copiah-Lincoln CC
56	Stanley Talley	DL	6-1	300	R-Sr.	Montgomery, Ala.	Carver HS
57	Derrick Billings	DL	6-3	230	So.	Snellville, Ga.	South Gwinnett HS
58	Jaylen Heffner	LB	6-3	230	So.	Sardis, Miss.	Hinds CC
59	Tristan Moseley	OL	6-4	310	Gr.	Cleveland, Miss.	Copiah-Lincoln CC
60	Ja'Quan Lumpkin	OL	6-2	305	Fr.	Thomaston, Ga.	Upson-Lee HS
62	Keshawn Jennings	OL	6-1	282	Jr.	Marietta, Ga.	South Cobb HS
63	Zach Cleveland	OL	6-6	270	Fr.	Albany, Ga.	Lee County HS
64	Jakob Welch	OL	6-3	290	Jr.	Winona, Miss.	Northeast Miss. CC
65	Jason Judge	OL	6-5	325	Sr.	Jackson, Miss.	Copiah-Lincoln CC
66	Jaelon Brown	OL	6-4	320	Fr.	Montgomery, Ala.	Park Crossing HS
68	George Walker	OL	6-3	270	Fr.	Lithia Springs, Ga.	South Cobb HS
71	Damon Moore	OL	6-5	285	Sr.	Birmingham, Ala.	Clay-Chalkville HS
72	Dacoda Weaver	OL	6-5	340	R-So.	Mulberry, Fla.	Florida Atlantic Univ.
73	Nicolas Melsop	OL	6-7	305	R-Sr.	Columbus, Ohio	Lake Erie College
76	Jacob Gragg	OL	6-3	300	Gr.	Tuscaloosa, Ala.	Northside HS
78	Innis Claud V	OL	6-2	290	Gr.	Albany, Ga.	Buford HS
80	Jaylen Green	WR	6-0	175	So.	Norcross, Ga.	Norcross HS
81	Oakley Coleman	WR	6-4	180	R-So.	Mobile, Ala.	McGill-Toolen Catholic HS
82	Robbie Evans	WR	5-8	190	R-Jr.	Boynton Bch, Fla.	Calvary Christian Academy
83	Tremell Withrow	WR	5-10	175	So.	Gretna, La.	West Jefferson HS
84	Calvin Lockett	WR	6-2	190	So.	Largo, Fla.	University of Iowa
87	Torrey Hendrix	WR	5-8	170	Sr.	Birmingham, Ala.	Mississippi Gulf Coast CC
88	Vincent Wilkerson	WR	6-2	205	Gr.	Milwaukee, Wisc.	College of DuPage

► For a complete roster, including redshirts and squad members, please visit GoStatesmen.com. ► Only members of the "Active" roster have been assigned a number.


7	Patrick Shegog	QB
41	Jarred Singleton	RB
8	Dayreke Snow	DB
23	Sirvares Snow	DB
35	Tamos Stevenson	LB
25	Joseph Stone III	DB
45	Drew Swatzell	LB
54	Demetrius Swilley	DL
56	Stanley Talley	DL
52	John Tate	LS
0	Marvin Terry	LB
13	Bernard Thomas	DB
24	Lamarques Thomas	DB
16	Chancie Tidwell	TE
36	John Valesco	LB
68	George Walker	OL
72	Dacoda Weaver	OL
64	Jakob Welch	OL
88	Vincent Wilkerson	WR
47	Tim Williams Jr.	DL
27	Brandon Williams	DB
33	Dante Williams	LB
29	Jaylan Wilson	DB
83	Tremell Withrow	WR
20	Ty Woods	DB

ASSISTANT COACHES & SUPPORT PERSONNEL



KELVIN GREEN

Defensive Coordinator
Clemson (2009)
Seventh Year



JONATHAN FLETCHER

Offensive Coordinator/OL
Knox (2011)
Seventh Year



TYLER HASTY

Quarterbacks
Knox (2011)
Seventh Year



GEOFF TERRY

Secondary
Buffalo (2011)
First Year



CHRIS WEST

Defensive Line
Valdosta State (2016)
First Year



MARCUS WINDHAM

Wide Receivers
Southwest Baptist (2014)
First Year



TRISTIAN SPEER

Running Backs
Delta State (2021)
Second Year



BLAKE CRANDALL

Linebackers
Southern Mississippi (2017)
First Year



MARK HATCHER

Defensive Backs
Coastal Carolina (2017)
First Year



ASHLY SALOMONSKY

Offensive Line
North Alabama (2017)
First Year



SAM RAYBURN

Defensive Line
Univ. of Mississippi (2019)
First Year



JAY THOMASON

Life Skills/FCA
Fourth Year



FRED SINGTON

Coord. Sports Information
Troy (1992)
Thirteenth Year



CODY CLARK

Coord. Athletic Communications
Delta State (2017)
Fourth Year



PHILIP TANG

Assistant/Communications
Union (2013)
Eighth Year



RYAN ZIMMERMAN

Assistant/Communications
California-Berkeley (2020)
First Year



KEENAN DAVIS

Assistant Communications
Delta State (2020)
First Year



ABBY HAVARD

Asst. AD/Sports Medicine
Southern Miss. (2010)
Eighth Year



ANDREW HAIER

Sports Medicine Grant Coord.
Massachusetts College (2017)
Fourth Year



KATHERIN KRATZER

Asst. Director/Sports Medicine
Troy University (2021)
First Year



KEVIN RODRIGUEZ

Head Strength & Conditioning
TAMU-Kingsville (2016)
Third Year



MITCHELL HULSE

Asst. Strength & Conditioning
First Year



SIANNA DeCARLI

Asst. Strength & Conditioning
First Year



CHRIS WEATHERLY

Asst. Strength & Conditioning
First Year




PARKER FIELD @ McCOOL STADIUM

- ▶ One of the Gulf South Conference's oldest and most historic venues, Travis E. Parker Field at Horace L. McCool Stadium has served as the home of the Statesmen since it opened in 1970. Delta State has enjoyed tremendous success at Parker-McCool under its last four coaches, posting an impressive 85-31 record.
- ▶ Formerly known as Delta Field and Travis E. Parker Field, the 8,500 seat stadium was completed in time for the 1970 season. In 1984, the field was renamed to honor former Mississippi Institutions of Higher Learning Board of Trustees member, Travis E. Parker, a tireless supporter of Delta State University and Delta area communities.
- ▶ In 2007, DSU honored long-time coach and administrator Horace McCool by naming the stadium in his honor. McCool was 76-48-3 in 14 seasons as head coach of the Statesmen and was instrumental in running the Department of Athletics as Director of Athletics. During his time as AD, McCool helped revive Lady Statesmen basketball, which blossomed into a national power under the legendary Margaret Wade.
- ▶ The current facility replaced the "old" Delta Field, which is located between Sillers Coliseum and the Hugh Ellis Walker Alumni-Foundation House on the Delta State campus. The Statesmen have enjoyed a 252-126-15 mark at home.
- ▶ The two-level press facility includes booths for radio, film, coaches, and working press, as well as to a snack kitchen and restroom. The press box is completely enclosed, with the exception of the second-level film deck, and is climate controlled for year-round comfort and convenience.
- ▶ Parker-McCool has gone through several recent renovations, including the installation of artificial turf in the summer of 2014, a press box revitalization project in May of 2013, and the addition of a new scoreboard/video board in the fall of 2008. Past additions have included the chairback seats in 1993 and the creation of a picnic area in the southwest corner of Parker Field in 2001.
- ▶ In the summer of 2014, Delta State began construction on a new visitor's concession stand and bathroom on the southeast corner of Parker-McCool.
- ▶ In his first season as head coach of the Statesmen, coach Todd Cooley led Delta State to a perfect 4-0 record at Parker-McCool. The Nashville, Arkansas native is the first head coach since Ron Roberts to go undefeated at home in his first season at DSU.
- ▶ Delta State has an 8-2 (.800) record in NCAA Division II postseason play.
- ▶ The Statesmen went 2-0 at Parker-McCool in the 2000 NCAA playoffs en route to the national championship. DSU defeated Valdosta State (49-12) and North Dakota State (34-16) at home with road wins over Catawba (20-14) and Bloomsburg (63-34) in the NCAA title game.
- ▶ Trevar Deed set a DSU postseason record with 16 receptions for 203 yards and four touchdowns in a 55-34 loss to North Alabama in the second round of the 2008 NCAA Division II playoffs at Parker-McCool.
- ▶ In DSU's 45-7 victory over Shaw University in the first round of the 2007 NCAA playoffs, senior linebacker and Harlon Hill finalist Michael Eubanks set a new NCAA DII single-game sack record with five versus the Hawks.

PARKER FIELD-McCOOL STADIUM TOP 10 CROWDS

OPPONENT	DATE	ATTENDANCE	RESULT
North Alabama	9-18-04	9,023	W, 28-21
North Alabama	9-22-12	8,943	L, 12-20
Central State	9-27-14	8,765	W, 72-8
KY Wesleyan	9-19-15	8,551	W, 51-18
West Alabama	11-5-11	8,522	W, 36-34
Florida Tech	9-28-13	8,012	W, 52-31
West Alabama	10-7-17	7,856	L, 29-26
Quachita Baptist	10-1-11	7,755	W, 45-14
Mississippi Valley St.	9-8-01	7,635	W, 25-3
Henderson State	9-25-10	7,333	W, 41-37



Travis E. Parker
Delta native, IHL trustee



Horace L. McCool
Fmr. HC & A.D.

STATESMEN AT PARKER-McCOOL

▶ Since 2001, DSU has 20 games of 7,000+ at home

YEAR	W	L	T	NOTES
1970	3	1	1	
1971	2	2	0	
1972	4	1	0	
1973	4	2	0	
1974	5	0	0	
1975	2	2	0	
1976	2	2	1	
1977	2	3	0	
1978	3	2	0	
1979	2	3	0	
1980	3	3	0	
1981	1	3	0	
1982	3	3	0	
1983	2	2	0	
1984	3	1	1	
1985	3	2	1	
1986	2	2	1	
1987	3	2	0	
1988	2	2	1	
1989	3	1	0	
1990	2	2	0	
1991	2	3	0	
1992	1	2	1	
1993	2	3	0	
1994	3	1	1	
1995	3	2	0	
1996	3	1	0	
1997	0	5	0	
1998	4	0	0	0-1 NCAA Playoffs
1999	3	1	0	
2000	6	0	0	2-0 NCAA Playoffs
2001	3	3	0	
2002	3	1	0	
2003	4	2	0	
2004	3	1	0	
2005	4	1	0	
2006	5	1	0	
2007	4	0	0	
2008	6	1	0	1-1 NCAA Playoffs
2009	4	0	0	
2010	6	2	0	2-0 NCAA Playoffs
2011	7	0	0	2-0 NCAA Playoffs
2012	1	4	0	
2013	4	0	0	
2014	5	1	0	0-1 NCAA Playoffs
2015	3	4	0	
2016	2	4	0	
2017	4	2	0	
2018	2	3	0	
2019	4	1	0	
2021	2	0	0	
Overall	160	90	8	8-3 NCAA playoffs

NCAA PLAYOFF GAMES AT PARKER-McCOOL

YEAR	OPPONENT	RESULT	SCORE
1998	Fort Valley State (1st)	L	14-21
2000	Valdosta State (1st)	W	49-12
2000	North Dakota State (Semis.)	W	34-16
2007	Shaw (1st)	W	45-7
2008	Tusculum (2nd)	W	27-19
2008	North Alabama (Qtrs.)	L	34-55
2010	North Alabama (1st)	W	47-24
2010	Shepherd (Semis.)	W	29-17
2011	North Alabama (2nd)	W	42-14
2011	North Greenville (Qtrs.)	W	28-23
2014	West Georgia (2nd)	L	27-37
Total Games (11)		8-3	



RECORD VERSUS ALL OPPONENTS

SCHOOL	W	L	T	PF	PA
Abilene Christian University	0	1	0	28	34
Alabama, University of	0	1	0	0	89
Albany State University	2	0	0	68	7
Arkansas College	1	0	0	46	0
*Arkansas-Monticello	28	5	0	1057	441
Gulf South	13	2	0	516	239
Arkansas State	4	4	1	167	131
*Arkansas Tech	12	7	0	530	444
Gulf South	9	6	0	399	325
Austin Peay State	2	2	0	83	79
Belhaven College	1	0	0	55	18
Bethel College	7	4	1	322	114
Bloomburg (PA) University	1	0	0	63	34
Bowie State	1	0	0	45	35
Catawba	1	0	0	24	14
Centenary College	1	0	0	63	0
*Central Arkansas	5	11	1	326	402
Gulf South	2	6	0	156	225
Central State (Ohio)	1	0	0	72	8
Chowan (N.C.)	1	0	0	42	13
Cleveland Independents	1	0	0	6	0
College of the Ozarks	1	0	0	47	0
Concordia-College	2	0	0	150	6
Cumberland University	2	1	0	84	48
East Central Oklahoma	2	0	0	43	19
Eastern Illinois	1	1	0	50	27
Elizabeth City State	3	0	0	71	38
Elon College	0	1	0	21	24
Evansville College	0	1	0	6	19
Florida State	0	1	0	0	32
*Florida Tech	4	3	0	247	213
Gulf South	4	3	0	247	213
Fort Benning (Ga.)	1	0	0	20	3
Fort Valley State	3	2	0	168	79
Freed-Hardeman (Tenn)	0	1	0	0	7
Grand Valley State	0	3	0	64	98
Greenville Independents	0	1	0	0	21
*Harding University	10	1	1	445	257
Gulf South	8	1	0	365	186
*Henderson State	20	4	1	705	402
Gulf South	12	3	1	438	274
Hendrix College	0	3	0	12	30
Hinds Junior College	2	0	0	28	7
Holmes Junior College	2	0	0	51	19
Illinois-Chicago Circle	1	0	0	84	0
Indianapolis	0	1	0	18	33
Jackson State	1	2	0	61	69
*Jacksonville State	8	22	1	537	732
Gulf South	2	18	1	344	588
Kentucky Wesleyan	2	0	0	101	47
Lambuth University	6	6	0	216	154
Liberty Baptist	2	0	0	47	21
Louisiana College	8	8	2	214	212
Louisiana Tech	0	3	0	7	80
Memphis Naval Air Station	1	0	0	75	6
Memphis (e)	4	9	1	98	195
Merchant Marine Academy	1	0	0	19	0
McKendree	1	0	0	45	17
McNeese State	0	1	0	27	52
Middle Tennessee State	1	2	0	31	33
Millsaps College	5	10	0	136	280
Millsaps Freshmen	0	1	0	6	27
Minnesota-Duluth	0	1	0	17	20
*Mississippi College	22	16	2	728	641
Gulf South	16	12	1	542	501
Mississippi College "B"	0	0	1	0	0
Miss. College Freshmen	0	1	0	6	18
Mississippi Delta JC	5	4	1	112	115
Mississippi State	0	1	0	0	39
Mississippi Valley State	4	1	0	155	68

SCHOOL	W	L	T	PF	PA
Murray State	3	3	2	97	123
* Nicholls State	5	3	1	169	132
Gulf South	4	2	1	144	84
*North Alabama	26	34	1	1211	1376
Gulf South	23	32	1	813	1099
North Carolina Central	1	0	0	24	17
North Dakota	0	1	0	19	28
North Dakota State	1	1	0	47	32
*North Greenville	3	1	0	115	86
Gulf South	2	1	0	54	42
Northeast Louisiana	8	12	0	237	373
Northwest Junior College	10	1	0	405	38
* Northwestern State	2	14	0	156	397
Gulf South	2	1	0	66	25
Ole Miss Freshmen	0	2	0	2	20
*Ouachita Baptist	18	4	0	519	319
Gulf South	7	2	0	228	165
Parsons (Iowa) College	0	1	0	18	19
Pittsburg State	1	1	0	67	80
Quantico (Va.) Marines	0	2	0	16	30
Rhodes College	0	1	0	0	32
Rhodes Freshmen	3	0	0	47	0
Ruleville Independents	0	1	0	2	12
Sam Houston State University	0	1	0	31	38
Samford University	4	7	0	173	192
Shaw	1	0	0	45	7
Shepherd University	1	0	0	29	17
*Shorter University	7	1	0	316	141
Gulf South	7	1	0	316	141
Southeast Missouri	23	4	1	645	341
+ Southeastern Louisiana	5	8	0	147	273
Gulf South	3	4	0	74	115
Southeastern Oklahoma State	1	1	0	27	31
Southern Illinois University	1	0	0	24	16
Southern Mississippi	3	10	1	131	340
+Southern Arkansas	17	7	0	531	323
Gulf South	9	4	0	202	186
Southwest Baptist	1	0	0	20	0
Southwest Missouri State	1	1	0	73	34
Southwest Texas State	0	1	0	10	17
Southwestern Louisiana	1	4	0	68	91
Spring Hill College (Ala.)	1	0	0	12	7
Stephen F. Austin State Univ.	2	5	0	86	178
Tampa, University of	3	4	0	148	172
Tarleton State University	3	1	0	123	131
Tennessee-Martin JC	1	3	0	46	71
+ Tennessee-Martin, Univ. of	22	13	0	728	533
Gulf South	12	8	0	435	337
Texas-Arlington	0	1	0	8	19
Texas A&M-Commerce	3	4	0	186	198
Texas A&M-Kingsville	0	1	0	17	28
Texas State	0	1	0	25	32
+ Troy State (Ala.)	19	21	0	649	720
Gulf South	7	13	0	316	474
Tupelo Military Institute	0	1	0	6	13
Tusculum	2	0	0	51	29
Union (Tenn.) University	1	4	0	43	74
*Valdosta State (Ga.)	20	18	1	1,000	1,233
Gulf South	20	17	1	1,000	1,233
*West Alabama	36	27	3	1,716	1,274
Gulf South	26	19	2	1,215	1,010
West Chester (Pa.) State	0	1	0	28	31
*West Florida	2	2	0	97	144
Gulf South	2	2	0	97	144
*West Georgia	20	15	0	1071	772
Gulf South	19	13	0	1,015	707
West Virginia Tech	1	0	0	61	0
Western Kentucky	1	4	0	57	135
William Carey (MS) College	0	1	0	7	19

LEGEND: Bold denotes 2018 opponents | * Denotes current Gulf South members | +Denotes former GSC members

LAST TIME IT HAPPENED

AS OF SEPTEMBER 27, 2021

STATISTIC	PLAYER/OPPONENT
100 Yards Rushing:	154, Breck Ruddick vs. West Georgia, Nov. 9, 2019
150 Yards Rushing:	154, Breck Ruddick vs. West Georgia, Nov. 9, 2019
200 Yards Rushing:	210, Chris Robinson vs. Florida Tech, Nov. 11, 2017
300 Yards Rushing:	316, Greg Walker vs. West Alabama, Oct. 23, 1996
20 Rushing Attempts:	21, Deion Dampier vs. Florida Tech, Sept. 21, 2019
30 Rushing Attempts:	31, Chris Robinson @ Bowie State, Nov. 18, 2017
40 Rushing Attempts:	42, Greg Walker @ West Alabama, Oct. 23, 1993
Three Rushing Touchdowns:	3, Chris Robinson at Bowie State, Nov. 18, 2017
Four Rushing Touchdowns:	4, Chris Robinson vs. Florida Tech, Nov. 11, 2017
Five Rushing Touchdowns:	5, Chris Robinson vs. West Florida, Oct. 15, 2016
70-Yard Run:	73, Ric Owens, II @ North Greenville, Sept. 28, 201
80-Yard Run:	81, Trevar Deed @ North Alabama, Oct. 15, 2009
90-Yard Run:	90, Rico Owens, II @ Shorter, Nov. 2, 201
Two Players Rushing For 100 Yards:	144, Chris Robinson @ Bowie State, Nov. 18, 2017
	164, Breck Ruddick @ Bowie State, Nov. 18, 2017
300 Yards Passing:	319, Patrick Shegog vs. Shorter, Oct. 25, 2018
350 Yards Passing:	382, Tyler Sullivan at West Alabama, Oct. 8, 2016
400 Yards Passing:	491, Tyler Cameron vs. West Alabama, Oct. 24, 2015
500 Yards Passing:	502, Tyler Sullivan @ Valdosta State, Sept. 20, 2014
20 Pass Completions:	26, Breck Ruddick @ Shorter, Nov. 2, 201
30 Pass Completions:	30, Breck Ruddick @ North Greenville, Sept. 28, 2019
40 Pass Completions:	40, Breck Ruddick vs. Valdosta State, Oct. 12, 2019
30 Pass Attempts:	33, Patrick Shegog vs. McKendree Univ., Sept. 11, 2021
40 Pass Attempts:	44, Patrick Shegog vs. North Greenville, Sept. 22, 2018
50 Pass Attempts:	52, Tyler Sullivan vs. Florida Tech, Oct. 3, 2015
60 Pass Attempts:	64, Tyler Sullivan @ Valdosta State, Sept. 20, 2014
70 Pass Attempts:	73, Tyler Sullivan @ West Georgia, Oct. 18, 2014
Four Touchdown Passes:	4, Tyler Sullivan @ West Alabama, Oct. 8, 2016
Five Touchdown Passes:	5, Tyler Sullivan vs. Valdosta State, Nov. 7, 2015
Three Interceptions Thrown:	3, Breck Ruddick @ North Alabama, Oct. 28, 2017
Four Interceptions Thrown:	4, Garrett DeWitt @ West Alabama, Oct. 10, 2009
300 Yards Total Offense:	359 vs. Valdosta State, Oct. 12, 2019
400 Yards Total Offense:	473 vs. McKendree Univ., Sept. 11, 2021
500 Yards Total Offense:	509 vs. Bethel, Sept. 2, 2021
600 Yards Total Offense:	614 vs. West Alabama, Oct. 24, 2015
700 Yards Total Offense:	711, @ Lambuth, Nov. 13, 2010
100 Yards Receiving:	110, Dohnte Meyers vs. McKendree Univ., Sept. 11, 2021
150 Yards Receiving:	175, Chris Robinson at West Alabama, Oct. 8, 2016
200 Yards Receiving:	203, Trevar Deed vs. North Alabama, Nov. 29, 2008
Back-to-Back Games With 100 Yards Receiving:	Chris Robinson 175 @ West Alabama, Oct. 8, 2016
	100 vs. West Florida, Oct. 15, 2016
Three Players with 100 Yards Receiving:	Delta State vs. West Alabama, Oct. 24, 2015
10 Receptions:	12, Casey Osborne @ West Georgia, Oct. 18, 2014

STATISTIC	PLAYER/OPPONENT
70-Yard Reception:	74, Leon Green vs. Shorter, Oct. 25, 2018
80-Yard Reception:	80, Ricky Hunt vs. Concordia, Nov. 8, 2014
90-Yard Reception:	93, James Grubbs vs. West Alabama, Sep. 15, 2001
150 All-Purpose Yards:	190, Chris Robinson @ Bowie State, Nov. 18, 2017
200 All-Purpose Yards:	227, Chris Robinson @ North Greenville, Nov. 4, 2017
250 All-Purpose Yards:	373, Trevar Deed vs. West Georgia, Nov. 7, 2009
300 All-Purpose Yards:	373, Trevar Deed vs. West Georgia, Nov. 7, 2009
350 All-Purpose Yards:	373, Trevar Deed vs. West Georgia, Nov. 7, 2009
100+ Kickoff Return Yards:	112, Ladarion Peterson vs. North Alabama, Oct. 28, 2017
Three Touchdowns Receiving:	3, Casey Osborne @ Fort Valley State, Sept. 6, 2014
Four Touchdowns Receiving:	4, Trevar Deed vs. North Alabama, Nov. 29, 2008
Rushing TD & Receiving TD:	Chris Robinson @ North Greenville, Nov. 4, 2017
Kickoff Return For Touchdown:	Ladarion Peterson at West Alabama, Oct. 8, 2016
Rushing TD, Receiving TD, & Kickoff Return For TD:	Jeremy Ricks vs. West Georgia, Oct. 27, 2007
Punt Return For TD:	Darren Gardenhire, 35 yards vs. Shorter, Oct. 25, 2018
10 Tackles:	12, Dante Williams vs. McKendree Univ., Sept. 11, 2021
Two Sacks:	2, Marvin Terry vs. West Georgia, Nov. 9, 2019
Three Sacks:	3, Tim Williams vs. Bethel, Sept. 2, 2021
Five Sacks:	5, Ovenson Cledanord vs. Chowan, Sep. 9, 2017
Multiple Interceptions:	2, Sherrod Paige vs. Bethel, Sept. 2, 2021
Interception Returned For TD:	Manny Barber, 23 yards at West Georgia, Sept. 18, 2021
Interception & Fumble Recovery:	Decory McGee vs. Mississippi College, Sept. 29, 2016
Two Forced Fumbles:	4, Ovenson Cledanord vs. Chowan, Sep. 9, 2017
Two Fumble Recoveries:	2, Jamel Dennis & Keijne Thomas @ Shorter University, Oct. 10, 2015
Fumble Return For TD:	Fumble Return For TD: Marvin Terry (8 yards) vs. West Georgia, Nov. 9, 2019
Blocked FG:	Kevin White @ West Florida, Oct. 14, 2017
Blocked FG For TD:	Kevin White/Johnquavious McBride @ West Florida, Oct. 14, 2017
Fake Punt for TD:	Kelon Wilson (55 yards) vs. North Greenville, Sept. 22, 2018
Blocked Punt:	Vincent Wilderson vs. McKendree Univ., Sept. 11, 2021
Blocked Punt For TD:	Zane Samuel vs. West Georgia, Sept. 10, 2016
Blocked PAT:	Quantarius Boone @ Tarleton State, Aug. 30, 2018
Safety:	Team Safety vs. vs. Shorter, Oct. 25, 2018
40-Yard FG:	42, Taylor Crabtree vs. North Greenville, Sept. 22, 2018
45-Yard FG:	47, Taylor Crabtree vs. Grand Valley State, Sept. 8, 2018
50-Yard FG:	52, Billy Dorgan @ Central Arkansas, Oct. 28, 2000
Three FGs:	3, Vince Sciorrotta, West Alabama, Oct. 7, 2017
Four FGs:	5, Taylor Crabtree vs. Florida Tech, Sept. 21, 2019
Five FGs:	5, Taylor Crabtree vs. Florida Tech, Sept. 21, 2019
Game-Winning Field Goal:	38 yards, Taylor Crabtree 5, Taylor Crabtree vs. Florida Tech, Sept. 21, 2019
60-Yard Punt:	65 yards, Cody Mills vs. West Florida, Sept. 29, 2018
70-Yard Punt:	76, Cody Mills @ Tarleton State, Aug. 30, 2018

LOOKING FOR THE RECORD BOOK?

- Delta State University Athletic Communications produces an extensive record book detailing the history and tradition of Statesman Football. The **2021 Statesman Record Book** is available online at **GoStatesmen.com** inside the "Other Links" section under Football.





GAME ONE
Sept. 2, 2021 | Cleveland, Miss.
Attendance: 3,567

BETHEL (TN)	14
DELTA STATE	48

SCORE BY QUARTERS	1	2	3	4	SCORE
Bethel (TN) University	0	7	7	0	14
Delta State	20	14	7	7	48

SCORING SUMMARY

1st	13:22	DSU	Rico Owens II 6 yd run (Connor Mantelli kick), 2-23 0:28, BETHELTN 0 - DSU 7
	11:00	DSU	Dohnite Meyers 36 yd pass from Patrick Shegog (Connor Mantelli kick failed) 4-52 1:11, BETHELTN 0 - DSU 13
	04:35	DSU	Deion Dampier 28 yd pass from Patrick Shegog (Connor Mantelli kick) 5-80 2:26, BETHELTN 0 - DSU 20
2nd	14:50	DSU	Adam Duncan 38 yd pass from Patrick Shegog (Connor Mantelli kick), 7-63 2:56, BETHELTN 0 - DSU 27
	12:24	DSU	Rico Owens II 33 yd run (Connor Mantelli kick) 3-37 1:13, BETHELTN 0 - DSU 34
	04:18	BU	Dieuly Aristilde 35 yd pass from Nolan Chowbay (Luis Morales kick) 6-49 3:21, BETHELTN 7 - DSU 34
3rd	04:38	DSU	Deion Dampier 30 yd pass from Cole Kirk (Connor Mantelli kick) 3-43 0:41, BETHELTN 7 - DSU 41
	00:33	BU	Quashawn Ford 10 yd pass from Nolan Chowbay (Luis Morales kick) 3-37 0:54, BETHELTN 14 - DSU 41
4th	05:30	DSU	Kory Gainwell 20 yd run (Connor Mantelli kick) 6-62 2:51, BETHELTN 14 - DSU 48

TEAM STATS	BETHEL	DSU
FIRST DOWNS	16	24
RUSHES-YARDS (NET)	34-65	39-191
PASSING YDS (NET)	291	318
Passes Att-Comp-Int	34-18-4	34-27-1
TOTAL OFFENSE PLAYS-YARDS	68-366	67-509
Fumble Returns-Yards	2-9	1-33
Punt Returns-Yards	1-18	4-30
Kickoff Returns-Yards	3-52	3-113
Interception Returns-Yards	1-27	4-25
Punts (Number-Avg)	6-31.3	3-51.3
Fumbles-Lost	3-3	3-3
Penalties-Yards	5-42	6-58
Possession Time	29:33	30:27
Third-Down Conversions	2 of 14	5 of 12
Fourth-Down Conversions	1 of 2	0 of 0
Red-Zone Scores-Chances	1-2	2-6
Sacks By: Number-Yards	0-0	6-39

RUSHING: BETHEL-Kegan Huddleston 6-23; Damian Johnson 6-15; James Dixon 1-15; Davius Prather 2-13; De'Ontay Tate 3-13; Ray Quan Wilson 1-4; Dieuly Aristilde 1-0; Anthony Hughes 2-minus 2; Nolan Chowbay 12-minus 16. **DELTA STATE**-Rico Owens II 8-85; Jamarcus Ellison 7-64; Kory Gainwell 8-37; Jarred Singleton 3-12; Cole Kirk 1-6; Deion Dampier 4-minus 2; TEAM 2-minus 11.

PASSING: BETHEL-Nolan Chowbay 18-34-4-291. **DELTA STATE**-Patrick Shegog 16-19-1-196; Cole Kirk 11-15-0-122.

RECEIVING: BETHEL-Dieuly Aristilde 7-123; James Dixon 3-75; De'Ontay Tate 2-20; Quashawn Ford 2-14; Damian Johnson 1-29; Davius Prather 1-21; Avant Burrus 1-10; Kegan Huddleston 1-minus 1. **DELTA STATE**-Dohnite Meyers 5-85; Deion Dampier 5-63; Corinthus Edmonds 4-37; Todd Lee Battle 3-35; Adam Duncan 2-39; Robbie Evans 2-19; Jaylen Green 2-5; Oakley Coleman 1-17; Tyler Kennedy 1-8; Kory Gainwell 1-7; Calvin Lockett 1-3.

INTERCEPTIONS: BETHEL-Jalen Harris 1-27. **DELTA STATE**-Sherrod Paige 2-0; Ty Woods 1-25; Junior Faulk 1-0.

FUMBLES: BETHEL-Nolan Chowbay 1-1; Dieuly Aristilde 1-1; De'Ontay Tate 1-1. **DELTA STATE**-Dohnite Meyers 1-1; Kory Gainwell 1-1; Robbie Evans 1-1.

SACKS (UA-A): BETHEL-None. **DELTA STATE**-Tim Williams Jr 3-0; Zane Samuel 0-1; Marvin Terry 1-0; Adrian Hill 1-0; Ervon Mincey 1-0.

TACKLES (UA-A): BETHEL-Jakobe Griffin 5-2; Vonte Bates 4-3; Jalen Harris 5-1; Darian Burns 3-3; Devious Christmon 5-0; Dee Hines 4-1; Jacob Hamer 3-1; Jared Gentry 3-0; Brody Franks 3-0; Jaylen Moore 2-1; Mike Malone 2-1; Andrew Welch 0-1; Will Secker 2-0; Afiz Bhadosh 2-0; Tim Hamilton 2-0; Cameron McKinney 2-0; Rico Smith 1-1; Xavier King 0-2; Tolando McCaa 1-0; Keyshawn Reynolds 1-0; Corey Wilhite 1-0; Keyshawn Brummett 1-0; Jacious Clark 1-0; Kegan Huddleston 1-0; Austin Brock 1-0.

DELTA STATE-Sherrod Paige 6-1; Ty Woods 4-2; Adrian Hill 5-0; Tim Williams Jr 4-0; John Valesco 3-1; Marvin Terry 3-1; Jaylan Wilson 3-0; Emanuel Barber 3-0; Patrick Lee Jr. 2-1; Tamos Stevenson 1-2; Dente Williams 1-2; John Boyd 2-0; Junior Faulk 2-0; Tim Hall 2-0; Stanley Harrison 2-0; Lemarques Thomas 1-1; Patrick Shegog 1-0; Sivares Snow 1-0; Devontre Henderson 1-0; Ervon Mincey 1-0; Ty Goldsmith 1-0; Robbie Evans 1-0; Brandon Williams 1-0; Dominique Killens 1-0; Jaylen Green 1-0; Connor Henderson 1-0; Zane Samuel 0-1.



GAME TWO
Sept. 11, 2021 | Cleveland, Miss.
Attendance: 6,789

MCKENDREE	17
DELTA STATE	45

SCORE BY QUARTERS	1	2	3	4	SCORE
Mckendree University	10	7	0	0	17
Delta State	7	14	10	14	45

SCORING SUMMARY

1st	11:16	MCK	Kastl, R. 43 yd field goal, 8-37 2:40, MCK 3 - DSU 0
	07:31	MCK	Bachman, J. 17 yd pass from Pullen, T. (Kastl, R. kick), 6-83 2:46, MCK 10 - DSU 0
	03:59	DSU	Patrick Shegog 1 yd run (Connor Mantelli kick), 8-69 3:24, MCK 10 - DSU 7
2nd	13:01	MCK	Pullen, T. 23 yd run (Kastl, R. kick), 5-36 1:51, MCK 17 - DSU 7
	04:58	DSU	Tyler Kennedy 10 yd pass from Patrick Shegog (Connor Mantelli kick), 3-61 0:41, MCK 17 - DSU 14
	01:44	DSU	Dohnite Meyers 65 yd pass from Patrick Shegog (Connor Mantelli kick), 1-65 0:11, MCK 17 - DSU 21
3rd	13:08	DSU	Rico Owens II 15 yd pass from Patrick Shegog (Connor Mantelli kick), 3-49 0:49, MCK 17 - DSU 28
	04:01	DSU	Connor Mantelli 20 yd field goal, 12-65 4:00, MCK 17 - DSU 31
	04:01	DSU	Patrick Shegog 13 yd run (Connor Mantelli kick), 6-41 1:17, MCK 17 - DSU 38
	09:17	DSU	Kory Gainwell 7 yd run (Connor Mantelli kick), 5-37 1:09, MCK 17 - DSU 45

TEAM STATS	MCKENDREE	DSU
FIRST DOWNS	15	21
RUSHES-YARDS (NET)	41-181	39-201
PASSING YDS (NET)	128	272
Passes Att-Comp-Int	37-14-1	35-16-1
TOTAL OFFENSE PLAYS-YARDS	78-309	74-473
Fumble Returns-Yards	1-4	0-0
Punt Returns-Yards	1-0	6-35
Kickoff Returns-Yards	4-67	3-83
Interception Returns-Yards	1-70	1-2
Punts (Number-Avg)	11-35.8	5-43.2
Fumbles-Lost	2-1	3-3
Penalties-Yards	10-100	2-20
Possession Time	32:41	27:19
Third-Down Conversions	7 of 22	3 of 15
Fourth-Down Conversions	0 of 2	3 of 4
Red-Zone Scores-Chances	1-1	6-7
Sacks By: Number-Yards	0-0	1-5

RUSHING: MCKENDREE UNIVERSITY-Leflore, N. 4-63; Feldmann, B. 12-61; Franklin, J. 9-20; Pullen, T. 2-20; Fisher, C. 3-15; Middleton, T. 2-9; Hunsaker, R. 7-5; Bachman, J. 1-2; Oltean, E. 1-minus 14. **DELTA STATE**-Patrick Shegog 10-68; Rico Owens II 10-53; Jamarcus Ellison 5-28; Kory Gainwell 5-22; Deion Dampier 7-7; TEAM 2-minus 3.

PASSING: MCKENDREE-Pullen, T. 12-32-1-118; Oltean, E. 2-5-0-10. **DELTA STATE**-Patrick Shegog 16-33-1-272; Cole Kirk 0-2-0-0.

RECEIVING: MCKENDREE-Bachman, J. 4-31; Fisher, C. 2-10; Kennedy, J. 1-23; Leflore, N. 1-17; Feldmann, B. 1-15; Sprycha, J. 1-11; Franklin, J. 1-7; Siever, T. 1-6; Towns, S. 1-4; Griffin, D. 1-4. **DELTA STATE**-Dohnite Meyers 4-110; Tyler Kennedy 2-61; Todd Lee Battle 2-34; Calvin Lockett 2-24; Deion Dampier 2-22; Adam Duncan 2-8; Rico Owens II 1-15; Jaylen Green 1-minus 2.

INTERCEPTIONS: MCKENDREE-Garrett, K. 1-30. **DELTA STATE**-Jaquan Henderson 1-2.

FUMBLES: MCKENDREE-Nolan Chowbay 1-1; Dieuly Aristilde 1-1; De'Ontay Tate 1-1. **DELTA STATE**-Dohnite Meyers 1-1; Kory Gainwell 1-1; Robbie Evans 1-1.

SACKS (UA-A): MCKENDREE-Oltean, E. 1-1; Garrett, K. 1-0. **DELTA STATE**-Dohnite Meyers 2-2; Todd Lee Battle 1-1.

TACKLES (UA-A): MCKENDREE-Tucker, M. 12-4; Spraggins, K. 3-3; Perkins, D. 5-0; Houston, S. 4-1; King, I. 2-3; Crooks, D. 3-0; Hughes, A. 2-1; Johnson, J. 2-1; Stephens, D. 2-0; Young, E. 2-0; Pisoni, T. 1-1; Wilson, B. 1-1; Deboof, D. 1-1; Amponsah, S. 0-2; Richter, B. 1-0; Pisoni, L. 1-0; Oshana, A. 1-0; Crump, D. 1-0; Myles, D. 1-0; Dilger, C. 1-0; Holmes, J. 1-0; Wilson, Br. 1-0; Middleton, T. 1-0; Bachman, J. 1-0; Garrett, K. 1-0; Ward, I. 0-1.

DELTA STATE-Dante Williams 7-5; Marvin Terry 5-0; Lemarques Thomas 3-2; Dayreke Snow 4-0; Jaquan Henderson 4-0; Ty Woods 4-0; Sherrod Paige 3-1; Dominique Killens 3-1; Patrick Lee Jr 3-1; Stanley Harrison 2-1; Ty Goldsmith 2-1; Tim Williams Jr 0-3; Jaylan Wilson 2-0; Junior Faulk 2-0; Joseph Stone III 1-1; Stanley Talley 1-1; Tamos Stevenson 1-1; Demetrius Swilley 0-2; Zarrian Billings 1-0; Anthony Echols 1-0; Adrian Hill 1-0; Zane Samuel 1-0; John Valesco 1-0; Ervin Mincey 1-0; Brandon Williams 1-0; John Boyd 1-0; Jaylen Green 1-0; Tim Hall 1-0; Bernard Thomas 1-0; Dohnite Meyers 1-0.



GAME THREE
Sept. 18, 2021 | Carrollton, Ga.
Attendance: 1,005

#22 DELTA STATE	26
#18 WEST GEORGIA	27

SCORE BY QUARTERS	1	2	3	4	SCORE
Delta State	3	3	14	6	26
West Georgia	3	14	3	7	27

SCORING SUMMARY

1st	08:00	UWG	Cervantes, Omar 28 yd field goal 12-36 5:28, DSU 0 - UWG 3
	01:45	DSU	Connor Mantelli 32 yd field goal 16-61 6:10, DSU 3 - UWG 3
2nd	13:12	DSU	Connor Mantelli 25 yd field goal 7-42 2:38, DSU 6 - UWG 3
	09:34	UWG	Devezin, Tyray 1 yd run (Cervantes, Omar kick) 13-83 3:30, DSU 6 - UWG 10
	01:07	UWG	Miranda, Isaiah 3 yd pass from Frost, Harrison (Cervantes, Omar kick) 15-99 6:15, DSU 6 - UWG 17
3rd	08:38	DSU	Deion Dampier 11 yd run (Patrick Shegog pass failed) 14-76 6:17, DSU 12 - UWG 17
	05:18	DSU	Kory Gainwell 1 yd run (Chance Tidwell pass from Patrick Shegog) 6-20 2:18, DSU 20 - UWG 17
	00:20	UWG	Cervantes, Omar 29 yd field goal 13-71 4:52, DSU 20 - UWG 20
4th	10:07	DSU	Emanuel Barber 23 yd interception return (Connor Mantelli kick failed) DSU 26 - UWG 20
	04:42	UWG	Lambert, Trevon 21 yd pass from Frost, Harrison (Cervantes, Omar kick) 12-90 5:19, DSU 26 - UWG 27

TEAM STATS	DSU	UWG
FIRST DOWNS	16	30
RUSHES-YARDS (NET)	42-150	35-102
PASSING YDS (NET)	110	292
Passes Att-Comp-Int	23-18-0	50-29-2
TOTAL OFFENSE PLAYS-YARDS	65-260	85-394
Fumble Returns-Yards	0-0	0-0
Punt Returns-Yards	2-24	2-9
Kickoff Returns-Yards	6-127	6-105
Interception Returns-Yards	2-27	0-0
Punts (Number-Avg)	4-41.5	2-42.5
Fumbles-Lost	2-1	1-1
Penalties-Yards	8-95	6-55
Possession Time	27:19	32:41
Third-Down Conversions	7 of 16	11 of 18
Fourth-Down Conversions	1 of 2	1 of 1
Red-Zone Scores-Chances	4-4	5-5
Sacks By: Number-Yards	1-6	0-0

RUSHING: DELTA STATE-Patrick Shegog 19-71; Kory Gainwell 9-33; Deion Dampier 10-29; Rico Owens II 4-17. **WEST GEORGIA**-Mosley, Rajaez 10-52; Devezin, Tyray 14-23; Royalston, Chri 5-21; Jordan, Jace 3-8; Blackmon, Ronni 1-2; TEAM 1-minus 5; Frost, Harrison 1-minus 6.

PASSING: DELTA STATE-Patrick Shegog 19-23-0-110. **WEST GEORGIA**-Frost, Harrison 29-50-2-292.

RECEIVING: DELTA STATE-Corinthus Edmonds 8-59; Todd Lee Battle 4-21; Tyler Kennedy 3-18; Dohnite Meyers 2-3; Rico Owens II 1-3; Robbie Evans 1-0. **WEST GEORGIA**-Blackmon, Ronni 8-90; Patterson, Phil 7-49; Slade, Mechane 6-95; Devezin, Tyray 2-8; Miranda, Isaiah 2-4; Lambert, Trevon 1-2; Royalston, Chris 1-17; Cole, Terrill 1-7; Risper, Scooter 1-1.


INTERCEPTIONS: DELTA STATE-Emanuel Barber 1-23; Ty Woods 1-4. **WEST GEORGIA**-None.

FUMBLES: DELTA STATE-Patrick Shegog 2-1. **WEST GEORGIA**-TEAM 1-1.

SACKS (UA-A): DELTA STATE-Stanley Talley 1-0. **WEST GEORGIA**-None.

TACKLES (UA-A): DELTA STATE-Delta State-Junior Faulk 7-0; Marvin Terry 5-1; Dante Williams 5-1; Tamos Stevenson 5-0; Ty Woods 4-1; Stanley Talley 4-1; Emanuel Barber 2-3; Sherrod Paige 3-1; Tim Williams Jr 3-1; Ervin Mincey 3-0; Tim Hall 3-0; Jaylan Wilson 3-0; Zane Samuel 3-0; Stanley Harrison 2-0; Vincent Wilkerson 2-0; Jaquan Henderson 2-0; Adrian Hill 1-0; Robbie Evans 1-0; Devontre Henderson 1-0; Bernard Thomas 1-0; Sivares Snow 1-0; Jack Dunphy 1-0; Tahj Perry 0-1; Dayreke Snow 0-1; Lemarques Thomas 0-1.

WEST GEORGIA-Robins, Demarko 6-0; Dahn, Amos 5-1; Mathews, Devont 5-1; Miller, Mike 5-0; Shaw, Derrick 3-2; Chalmers, Raekwon 4-0; Overstreet, Deo 4-0; Mosley, Rajaez 3-0; O'Neal, Shahin 3-0; Jackson, Javon 2-1; Gardenhire, Dea 2-1; Parker, Matthew 2-1; Feagins, Camryn 2-1; Harris, Delvont 2-0; Blackston, Chri 2-0; Gast, Cody 1-1; Currie-Sudler, I-1; Brown, Jaylen 1-1; Huff, Tay 0-2; Satterwhite, Ka 1-0; Regina, Sam 1-0; Williams, Keond 1-0; Davis, Jordan 1-0; Arnold, T.J. 1-0; Brian Dillard 1-0; Mercer, Malcolm 0-1.

	GAME FOUR Sept. 25, 2019 Jackson, Miss. Attendance: 33,652
#25 DELTA STATE	17
JACKSON STATE	24

SCORE BY QUARTERS	1	2	3	4	SCORE
Delta State	0	0	14	3	17
Jackson State	10	7	7	0	24

SCORING SUMMARY	
1st 11:07 JSU	Glenn Misiak 40 yd field goal 8-33 3:09, DSU 0 - JSU 3
00:52 JSU	Corbin III 11 yd pass from Shedeur Sanders (Glenn Misiak kick) 6-40 1:51, DSU 0 - JSU 10
2nd 01:53 JSU	Corbin III 13 yd pass from Shedeur Sanders (Glenn Misiak kick), 3-5 1:03, DSU 0 - JSU 17
3rd 04:32 DSU	Dohnite Meyers 35 yd pass from Patrick Shegog (Connor Mantelli kick), 6-68 2:30, DSU 7 - JSU 17
01:16 JSU	Warren Newman 6 yd pass from Shedeur Sanders (Glenn Misiak kick) 8-73 3:12, DSU 7 - JSU 24
00:59 DSU	Deion Dampier 64 yd run (Connor Mantelli kick), 1-64 0:14, DSU 14 - JSU 24
4th 14:50 DSU	Connor Mantelli 41 yd field goal 4-4 1:04, DSU 17 - JSU 24

TEAM STATS	DSU	JSU
FIRST DOWNS	10	21
RUSHES-YARDS (NET)	30-146	38-65
PASSING YDS (NET)	91	251
Passes Att-Comp-Int	33-12-0	39-25-0
TOTAL OFFENSE PLAYS-YARDS	63-237	77-316
Fumble Returns-Yards	0-0	0-0
Punt Returns-Yards	3-54	7-61
Kickoff Returns-Yards	3-71	4-83
Interception Returns-Yards	0-0	0-0
Punts (Number-Avg)	9-40.6	8-35.2
Fumbles-Lost	3-1	2-1
Penalties-Yards	6-50	6-62
Possession Time	24:28	35:32
Third-Down Conversions	3 of 17	7 of 18
Fourth-Down Conversions	1 of 3	0 of 0
Red-Zone Scores-Chances	0-1	4-4
Sacks By: Number-Yards	5-34	2-8

RUSHING: DELTA STATE-Dampier 8-93; Rico Owens II 11-44; Kory Gainwell 5-11; Patrick Shegog 6-minus 2. **JACKSON STATE**-Santee Marshall 14-62; Peyton Pickett 9-36; JD Martin 5-6; Kare' Lyles 2-1; TEAM 1-minus 1; Warren Newman 1-minus 3; Shedeur Sanders 6-minus 36.

PASSING: DELTA STATE- Patrick Shegog 12-33-0-91. **JACKSON STATE**-Shedeur Sanders 25-36-0-251; Kare' Lyles 0-3-0-0.

RECEIVING: DELTA STATE-Dohnite Meyers 3-54; Todd Lee Battle 3-29; Corintheus Edmonds 2-10; Jaylen Green 1-4; Oakley Coleman 1-2; Rico Owens II 1-minus 2;Deion Dampier 1-minus 6. **JACKSON STATE**-Warren Newman 11-78; Corbin III 8-113; Shane Hooks 2-24; Trevonte Rucker 1-20; Christian Allen 1-12; Santee Marshall 1-5; Peyton Pickett 1-minus 1.


INTERCEPTIONS: DELTA STATE- None. **JACKSON STATE**-None.


FUMBLES: DELTA STATE-Patrick Shegog 1-1; Todd Lee Battle 1-0; Deion Dampier 1-0. **JACKSON STATE** JD Martin 1-1; Shedeur Sanders 1-0.

SACKS (UA-A): DELTA STATE-Marvin Terry 2-1; Tim Williams Jr 1-1; Stanley Talley 1-0. **JACKSON STATE**-James Houston 1-0; Devonta Davis 1-0.

TACKLES (UA-A): DELTA STATE- Dante Williams 8-3; Marvin Terry 6-5; John Boyd 6-2; Sherrrod Paige 5-0; Dayreke Snow 4-0; Junior Faulk 3-0; Jaquan Henderson 3-0;Lemarques Thomas 3-0; Tim Hall 3-0; Stanley Talley 3-0; Tim Williams Jr 2-1;Zane Samuel 2-1; Adrian Hill 2-0; Tamos Stevenson 2-0; Emanuel Barber 1-1; Ervin Mincey 1-1; Patrick Lee, Jr 1-0; Sirvares Snow 1-0; Devontre Henderson 1-0; Ty Woods 1-0; Jamarcus Ellison 1-0.

JACKSON STATE-Au. Miller, Jr. 6-3; Keonte Hampton 6-1; Devonta Davis 4-2; Shilo Sanders 4-0; James Houston 4-0; Nyles Gaddy 3-1; CJ Holmes 2-1; C. Silmon-Craig 2-0; K. Arrington 2-0; Bailey Raborn 2-0; Anhwan Owens 1-1; John Huggins 1-0; DJ Stevens 1-0; Coynis Miller 0-1; Tredarius Carr 0-1; De'Jahn Warren 0-1.

	GAME FIVE Oct. 2, 2019 Cleveland, Miss. Attendance:
#1 WEST FLORIDA	
#25 DELTA STATE	

	GAME SIX Oct. 9, 2018 Valdosta, Ga. Attendance:
#25 DELTA STATE	
#3 VALDOSTA STATE	



2021 STATESMEN FOOTBALL
Delta State Overall Team Statistics (as of Sep 28, 2021)
All games



Team Statistics	DSU	OPP
SCORING	136	82
Points Per Game	34.0	20.5
Points Off Turnovers	55	31
FIRST DOWNS	71	82
Rushing	30	24
Passing	34	46
Penalty	7	12
RUSHING YARDAGE	688	413
Yards gained rushing	764	570
Yards lost rushing	76	157
Rushing Attempts	144	148
Average Per Rush	4.8	2.8
Average Per Game	172.0	103.2
TDs Rushing	9	2
PASSING YARDAGE	791	962
Comp-Att-Int	74-125-2	86-160-7
Average Per Pass	6.3	6.0
Average Per Catch	10.7	11.2
Average Per Game	197.8	240.5
TDs Passing	8	8
TOTAL OFFENSE	1479	1375
Total Plays	269	308
Average Per Play	5.5	4.5
Average Per Game	369.8	343.8
KICK RETURNS: #-Yards	15-394	17-307
PUNT RETURNS: #-Yards	15-143	11-88
INT RETURNS: #-Yards	7-54	2-57
KICK RETURN AVERAGE	26.3	18.1
PUNT RETURN AVERAGE	9.5	8.0
INT RETURN AVERAGE	7.7	28.5
FUMBLES-LOST	11-8	8-6
PENALTIES-Yards	22-223	27-259
Average Per Game	55.8	64.8
PUNTS-Yards	21-901	27-949
Average Per Punt	42.9	35.1
Net punt average	38.7	29.1
KICKOFFS-Yards	25-1479	18-1077
Average Per Kick	59.2	59.8
Net kick average	39.9	35.2
TIME OF POSSESSION/Game	27:23	32:37
3RD-DOWN Conversions	18/60	27/72
3rd-Down Pct	30%	38%
4TH-DOWN Conversions	5/9	2/5
4th-Down Pct	56%	40%
SACKS BY-Yards	13-84	2-8
MISC YARDS	0	-10
TOUCHDOWNS SCORED	18	10
FIELD GOALS-ATTEMPTS	4-8	4-7
ON-SIDE KICKS	0-0	0-0
RED-ZONE SCORES	(12-18) 67%	(11-12) 92%
RED-ZONE TOUCHDOWNS	(9-18) 50%	(8-12) 67%
PAT-ATTEMPTS	(14-16) 88%	(10-10) 100%
ATTENDANCE	10356	34657
Games/Avg Per Game	2/5178	2/17328
Neutral Site Games		0/0

Score by Quarters	1st	2nd	3rd	4th	OT	Total
Delta State	30	31	45	30	0	136
Opponents	23	35	17	7	0	82



2021 STATESMEN FOOTBALL
Delta State Overall Individual Statistics (as of Sep 28, 2021)
All games



Rushing	g	att	gain	loss	net	avg	td	lg	avg/g
Rico Owens II	4	33	221	16	205	6.2	2	36	51.2
Patrick Shegog	4	35	172	15	157	4.5	2	32	39.2
Deion Dampier	4	29	139	12	127	4.4	2	64	31.8
Kory Gainwell	4	27	121	18	103	3.8	3	20	25.8
Jamarcus Ellison	3	12	93	1	92	7.7	0	41	30.7
Jarred Singleton	3	3	12	0	12	4.0	0	9	4.0
Cole Kirk	4	1	6	0	6	6.0	0	6	1.5
TEAM	3	4	0	14	-14	-3.5	0	0	-4.7
Total	4	144	764	76	688	4.8	9	64	172.0
Opponents	4	148	570	157	413	2.8	2	61	103.2

Passing	g	effic	comp	att	in	pct	yds	td	lg	avg/g
Patrick Shegog	4	128.05	63	108	2	58.3	669	7	65	167.2
Cole Kirk	4	144.40	11	17	0	64.7	122	1	30	30.5
Total	4	130.28	74	125	2	59.2	791	8	65	197.8
Opponents	4	112.01	86	160	7	53.8	962	8	38	240.5

Receiving	g	no.	yds	avg	td	lg	avg/g
Dohnte Meyers	4	14	258	18.4	3	65	64.5
Corintheus Edmon	4	14	106	7.6	0	18	26.5
Todd Lee Battle	4	12	119	9.9	0	34	29.8
Deion Dampier	4	8	79	9.9	2	30	19.8
Tyler Kennedy	4	6	87	14.5	1	51	21.8
Adam Duncan	4	4	47	11.8	1	38	11.8
Jaylen Green	3	4	7	1.8	0	4	2.3
Calvin Lockett	3	3	27	9.0	0	23	9.0
Robbie Evans	4	3	19	6.3	0	11	4.8
Rico Owens II	4	3	16	5.3	1	15	4.0
Oakley Coleman	4	2	19	9.5	0	17	4.8
Kory Gainwell	4	1	7	7.0	0	7	1.8
Total	4	74	791	10.7	8	65	197.8
Opponents	4	86	962	11.2	8	38	240.5

Punt Returns	no.	yds	avg	td	lg
Robbie Evans	9	112	12.4	0	24
Dohnte Meyers	4	13	3.2	0	12
Dayreke Snow	1	9	9.0	0	9
John Boyd	1	9	9.0	0	0
Total	15	143	9.5	0	24
Opponents	11	88	8.0	0	55

Interceptions	no.	yds	avg	td	lg
Sherrod Paige	2	0	0.0	0	0
Ty Woods	2	29	14.5	0	25
Junior Faulk	1	0	0.0	0	0
Jaquan Henderson	1	2	2.0	0	2
Emanuel Barber	1	23	23.0	1	23
Total	7	54	7.7	1	25
Opponents	2	57	28.5	0	27

Kick Returns	no.	yds	avg	td	lg
Kory Gainwell	14	367	26.2	0	48
Robbie Evans	1	27	27.0	0	27
Total	15	394	26.3	0	48
Opponents	17	307	18.1	0	28

Fumble Returns	no.	yds	avg	td	lg
Ty Woods	1	33	33.0	0	33
Total	1	33	33.0	0	33
Opponents	3	-13	-4.3	0	1



2021 STATESMEN FOOTBALL
Delta State Overall Individual Statistics (as of Sep 28, 2021)
All games



Scoring	td	fg	PAT				dx	saf	pts
			kick	rush	rcv	pass			
Connor Mantelli	-	4-8	14-16	-	-	-	-	-	26
Deion Dampier	4	-	-	-	-	-	-	-	24
Rico Owens II	3	-	-	-	-	-	-	-	18
Dohnte Meyers	3	-	-	-	-	-	-	-	18
Kory Gainwell	3	-	-	-	-	-	-	-	18
Patrick Shegog	2	-	-	-	-	1-2	-	-	12
Tyler Kennedy	1	-	-	-	-	-	-	-	6
Adam Duncan	1	-	-	-	-	-	-	-	6
Emanuel Barber	1	-	-	-	-	-	-	-	6
Chancie Tidwell	-	-	-	-	1	-	-	-	2
Total	18	4-8	14-16	-	1	1-2	-	-	136
Opponents	10	4-7	10-10	-	-	-	-	-	82

Total Offense	g	plays	rush	pass	total	avg/g
Patrick Shegog	4	143	157	669	826	206.5
Rico Owens II	4	33	205	0	205	51.2
Cole Kirk	4	18	6	122	128	32.0
Deion Dampier	4	29	127	0	127	31.8
Kory Gainwell	4	27	103	0	103	25.8
Jamarcus Ellison	3	12	92	0	92	30.7
Jarred Singleton	3	3	12	0	12	4.0
TEAM	3	4	-14	0	-14	-4.7
Total	4	269	688	791	1479	369.8
Opponents	4	308	413	962	1375	343.8

Field Goals	fg	pct.	01-19	20-29	30-39	40-49	50-99	lg	blk
Connor Mantelli	4-8	50.0	0-0	2-3	1-3	1-2	0-0	41	2
FG Sequence	Delta State				Opponents				
BETHEL TN	34,24,43				-				
McKendree Univ	(20)				(43)				
West Georgia	(32),(25)				(28),47,(29)				
Jackson State	39,(41)				(40),49,49				

Punting	no.	yds	avg	lg	tb	fc	i20	50+	blk
Parker Burleson	21	901	42.9	59	0	5	9	4	0
Total	21	901	42.9	59	0	5	9	4	0
Opponents	27	949	35.1	51	1	7	4	1	2
Kickoffs	no.	yds	avg	tb	ob	retn	net yd	ln	
Parker Burleson	25	1475	59.2	7	1				
Total	25	1475	59.2	7	1	118.1	39.9	25	
Opponents	18	1075	59.8	2	1	26.3	35.2	29	

Numbers in (parentheses) indicate field goal was made.



2021 STATESMEN FOOTBALL
Delta State Overall Individual Statistics (as of Sep 28, 2021)
All games



All Purpose	g	rush	rcv	pr	kr	ir	total	avg/g
Kory Gainwell	4	103	7	0	367	0	477	119.2
Dohnte Meye	4	0	258	13	0	0	271	67.8
Rico Owens I	4	205	16	0	0	0	221	55.2
Deion Dampi	4	127	79	0	0	0	206	51.5
Robbie Evan	4	0	19	112	27	0	158	39.5
Patrick Sheg	4	157	0	0	0	0	157	39.2
Todd Lee Bat	4	0	119	0	0	0	119	29.8
Corintheus E	4	0	106	0	0	0	106	26.5
Jamarcus Elli	3	92	0	0	0	0	92	30.7
Tyler Kenned	4	0	87	0	0	0	87	21.8
Adam Dunca	4	0	47	0	0	0	47	11.8
Ty Woods	4	0	0	0	0	29	29	7.2
Calvin Locket	3	0	27	0	0	0	27	9.0
Emanuel Bar	4	0	0	0	0	23	23	5.8
Oakley Cole	4	0	19	0	0	0	19	4.8
Jarred Singlet	3	12	0	0	0	0	12	4.0
John Boyd	3	0	0	9	0	0	9	3.0
Dayreke Sno	4	0	0	9	0	0	9	2.2
Jaylen Green	3	0	7	0	0	0	7	2.3
Cole Kirk	4	6	0	0	0	0	6	1.5
Jaquan Hend	4	0	0	0	0	2	2	0.5
TEAM	3	-14	0	0	0	0	-14	-4.7
Total	4	688	791	143	394	54	2070	517.5
Opponents	4	413	962	88	307	57	1827	456.8



2021 STATESMEN FOOTBALL
Delta State Overall Defensive Statistics (as of Sep 28, 2021)
All games



##	Defensive Leaders	gp	Tackles				Sacks no-yds	Pass defense			Fumbles		blkd	
			ua	a	tot	tfl/yds		int-yds	brup	qbh	rcv-yds	ff	kick	saf
33	Dante Williams	4	21	11	32	4.5-11	1.0-5	.	1	.	.	1	.	.
0	Marvin Terry	4	19	7	26	9.0-36	3.5-25	.	2	3
3	Sherrod Paige	4	17	3	20	1.0-1	.	2-0	3
20	Ty Woods	4	13	3	16	1.0-1	.	2-29	3	.	1-33	1	.	.
6	Junior Faulk	4	14	.	14	3.0-10	.	1-0	5
47	Tim Williams Jr	4	9	5	14	5.5-40	4.5-38	.	1	1
35	Tamos Stevenson	4	9	3	12	1.0-1
17	John Boyd	3	9	2	11	1.0-2	1	.
24	Lemarques Thomas	4	7	4	11	.	.	.	1
10	Jaquan Henderson	4	10	.	10	1.0-6	.	1-2
34	Emanuel Barber	4	6	4	10	1.5-4	.	1-23	1	2	2-0	1	.	.
56	Stanley Talley	3	8	2	10	2.0-11	2.0-11
38	Adrian Hill	4	9	.	9	1.0-3	1.0-3	.	1
4	Tim Hall	4	9	.	9	.	.	.	1
8	Dayreke Snow	4	8	1	9	.	.	.	5
29	Jaylan Wilson	4	8	.	8	1.0-2	.	.	1
37	Zane Samuel	4	6	2	8	2.5-5	0.5-0
49	Stanley Harrison	4	6	1	7	2.0-3
53	Ervin Mincey	4	6	1	7	4.0-9	1.0-2	.	.	1	1-0	1	.	.
30	Dominique Killens	3	4	1	5	1
36	John Valesco	4	4	1	5	1.0-1	2-0	.	.	.
21	Patrick Lee, Jr	3	3	1	4	1.0-1
21	Patrick Lee Jr	1	3	1	4
26	Ty Goldsmith	3	3	1	4
23	Sirvares Snow	4	3	.	3	.	.	.	2
43	Devontre Henderson	4	3	.	3
25	Joseph Stone III	1	1	1	2
82	Robbie Evans	4	2	.	2
27	Brandon Williams	4	2	.	2
13	Bernard Thomas	3	2	.	2
88	Vincent Wilkerson	3	2	.	2	1	.
54	Demetrius Swilley	2	.	2	2
51	Tahj Perry	2	.	1	1
28	Jamarcus Ellison	3	1	.	1	1	.	.
7	Patrick Shegog	4	1	.	1
44	Anthony Echols	2	1	.	1
42	Zarrian Billings	3	1	.	1
80	Jaylen Green	3	1	.	1
1	Dohnnte Meyers	4	1	.	1	1	.	.
46	Jack Dunphy	3	1	.	1
55	Jaylon Guy	2	1
57	Derrick Billings	2	1
Total		4	233	58	291	43-147	13-84	7-54	28	9	6-33	6	2	.
Opponents		4	202	65	267	19-52	2-8	2-57	16	7	8--13	6	2	.



2021 STATESMEN FOOTBALL

Delta State Team Game-by-Game (as of Sep 28, 2021)

All games



TEAM STATISTICS

		Rushing				Receiving				Passing				Kick Returns				Punt Returns				tot		
Date	Opponent	no.	yds	td	lg	no.	yds	td	lg	cmp	att	int	yds	td	lg	no.	yds	td	lg	no.	yds	td	lg	off
Sep 02	BETHEL TN	33	191	3	41	27	318	4	38	27	34	1	318	4	38	3	113	0	48	4	30	0	12	509
Sep 11	MCKENDREE UNIVER	39	201	3	32	16	272	3	65	16	35	1	272	3	65	3	83	0	37	6	35	0	15	473
9/15/202	at West Georgia	42	150	2	19	19	110	0	18	19	23	0	110	0	18	6	127	0	24	2	24	0	17	260
Sep 25	at Jackson State	30	146	1	64	12	91	1	35	12	33	0	91	1	35	3	71	0	36	3	54	0	24	237
Delta State		144	688	9	64	74	791	8	65	74	125	2	791	8	65	15	394	0	48	15	143	0	24	1479
		148	413	2	61	86	962	8	38	86	160	7	962	8	38	17	307	0	28	11	88	0	55	1375

Games: 4 • Avg/rush: 4.8 • Avg/catch: 10.7 • Pass effic: 130.28 • KR avg: 26.3 • PR avg: 9.5 • All purpose avg/game: 517.5 • Total offense a

Date	Opponent	Tackles				Sacks		Fumble		Pass Defense			blkd	PAT Attempts			off		
		ua	a	total	tfl-yds	no	yds	ff	fr-yds	int-yds	qbh	brup	kick	kick	rush	rcv	saf	t/o	pts
Sep 0	BETHEL TN	53	12	65	11.0-48	6.0	39	3	3-33	4-25	0	2	1	6-7	0	0	0	28	48
Sep 1	MCKENDREE UNIV	59	20	79	9.0-27	1.0	5	2	1-0	1-2	6	12	1	6-6	0	0	0	7	45
9/15/2021	at West Georgia	62	12	74	9.0-19	1.0	6	0	1-0	2-27	1	6	0	0-1	0	1	0	17	26
Sep 2	at Jackson State	59	14	73	14.0-53	5.0	34	1	1-0	0-0	2	8	0	2-2	0	0	0	3	17
Delta State		233	58	291	43.0-147	13.5	84	6	6-33	7-54	9	28	2	14-16	0	1	0	55	136
		202	65	267	19.0-52	2.0	8	6	8--13	2-57	7	16	2	10-10	0	0	0	31	82

		Punting										Field Goals			Kickoffs				
Date	Opponent	no.	yds	avg	long	blkd	tb	fc	50+	i20	md-att	long	blkd	no.	yds	avg	tb	ob	
Sep 0	BETHEL TN	3	154	51.3	59	0	0	0	1	2	0-3	0	1	7	448	64.0	4	0	
Sep 1	MCKENDREE UNIV	5	216	43.2	50	0	0	3	1	4	1-1	20	0	8	400	50.0	3	1	
9/15/2	at West Georgia	4	166	41.5	48	0	0	1	0	1	2-2	32	0	6	383	63.8	0	0	
Sep 2	at Jackson State	9	365	40.6	52	0	0	1	2	2	1-2	41	1	4	248	62.0	0	0	
Delta State		21	901	42.9	59	0	0	5	4	9	4-8	41	2	25	1479	59.2	7	1	
		27	949	35.1	51	2	1	7	1	4	4-7	43	0	18	1077	59.8	2	1	



2021 STATESMEN FOOTBALL

Delta State Opponent Game-by-Game (as of Sep 28, 2021)

All games



OPPONENT STATISTICS

		Rushing				Receiving				Passing				Kick Returns				Punt Returns				tot		
Date	Opponent	no.	yds	td	lg	no.	yds	td	lg	cmp	att	int	yds	td	lg	no.	yds	td	lg	no.	yds	td	lg	off
Sep 02	BETHEL TN	34	65	0	15	18	291	2	38	18	34	4	291	2	38	3	52	0	28	1	18	0	18	356
Sep 11	MCKENDREE UNIVER	41	181	1	61	14	128	1	23	14	37	1	128	1	23	4	67	0	18	1	0	0	0	309
9/15/202	at West Georgia	35	102	1	26	29	292	2	32	29	50	2	292	2	32	6	105	0	26	2	9	0	6	394
Sep 25	at Jackson State	38	65	0	16	25	251	3	31	25	39	0	251	3	31	4	83	0	28	7	61	0	55	316
Opponents		148	413	2	61	86	962	8	38	86	160	7	962	8	38	17	307	0	28	11	88	0	55	1375
		144	688	9	64	74	791	8	65	74	125	2	791	8	65	15	394	0	48	15	143	0	24	1479

Games: 4 • Avg/rush: 2.8 • Avg/catch: 11.2 • Pass effic: 112.01 • KR avg: 18.1 • PR avg: 8.0 • All purpose avg/game: 456.8 • Total offense a

		Tackles				Sacks	Fumble		Pass Defense			blkd	PAT Attempts			off		
Date	Opponent	ua	a	total	tfl-yds	no-yds	ff	fr-yds	int-yds	qbh	brup	kick	kick	rush	rcv	saf	t/o	pts
Sep 0	BETHEL TN	54	20	74	5.0-22	0.0-0	2	3--9	1-27	1	2	1	2-2	0	0	0	14	14
Sep 1	MCKENDREE UNIV	51	19	70	5.0-8	0.0-0	0	3--4	1-30	2	7	0	2-2	0	0	0	7	17
9/15/2	at West Georgia	59	14	73	2.0-2	0.0-0	1	1-0	0-0	0	1	0	3-3	0	0	0	3	27
Sep 2	at Jackson State	38	12	50	7.0-20	2.0-8	3	1-0	0-0	4	6	1	3-3	0	0	0	7	24
Opponents		202	65	267	19.0-52	2.0-8	6	8--13	2-57	7	16	2	10-10	0	0	0	31	82
		233	58	291	43.0-147	13.5-84	6	6-33	7-54	9	28	2	14-16	0	1	0	55	136

		Punting										Field Goals			Kickoffs					
Date	Opponent	no.	yds	avg	long	blkd	tb	fc	50+	i20	md-att	long	blkd	no.	yds	avg	tb	ob		
Sep 0	BETHEL TN	6	188	31.3	51	1	0	1	1	1	0-0	0	0	3	161	53.7	0	0		
Sep 1	MCKENDREE UNIV	11	394	35.8	46	1	1	4	0	1	1-1	43	0	4	233	58.2	0	1		
9/15/2	at West Georgia	2	85	42.5	49	0	0	0	0	0	2-3	29	0	6	378	63.0	0	0		
Sep 2	at Jackson State	8	282	35.2	43	0	0	2	0	2	1-3	40	0	5	305	61.0	2	0		
Opponents		27	949	35.1	51	2	1	7	1	4	4-7	43	0	18	1077	59.8	2	1		
		21	901	42.9	59	0	0	5	4	9	4-8	41	2	25	1479	59.2	7	1		



2021 STATESMEN FOOTBALL
Delta State Game Superlatives (as of Sep 28, 2021)
All games



INDIVIDUAL GAME HIGHS

Rushes	19	Patrick Shegog at West Georgia (9/15/2021)
Yards Rushing	93	Deion Dampier at Jackson State (Sep 25, 2021)
TD Rushes	2	Rico Owens II vs BETHEL TN (Sep 02, 2021)
	2	Patrick Shegog vs McKendree University (Sep 11, 2021)
Long Rush	64	Deion Dampier at Jackson State (Sep 25, 2021)
Pass attempts	33	Patrick Shegog vs McKendree University (Sep 11, 2021)
	33	Patrick Shegog at Jackson State (Sep 25, 2021)
Pass completions	19	Patrick Shegog at West Georgia (9/15/2021)
Yards Passing	272	Patrick Shegog vs McKendree University (Sep 11, 2021)
TD Passes	3	Patrick Shegog vs BETHEL TN (Sep 02, 2021)
	3	Patrick Shegog vs McKendree University (Sep 11, 2021)
Long Pass	65	Patrick Shegog vs McKendree University (Sep 11, 2021)
Receptions	8	Corintheus Edmonds at West Georgia (9/15/2021)
Yards Receiving	110	Dohnite Meyers vs McKendree University (Sep 11, 2021)
TD Receptions	2	Deion Dampier vs BETHEL TN (Sep 02, 2021)
Long Reception	65	Dohnite Meyers vs McKendree University (Sep 11, 2021)
Field Goals	2	Connor Mantelli at West Georgia (9/15/2021)
Long Field Goal	41	Connor Mantelli at Jackson State (Sep 25, 2021)
Punts	9	Parker Burleson at Jackson State (Sep 25, 2021)
Punting Avg	51.3	Parker Burleson vs BETHEL TN (Sep 02, 2021)
Long Punt	59	Parker Burleson vs BETHEL TN (Sep 02, 2021)
Punts inside 20	4	Parker Burleson vs McKendree University (Sep 11, 2021)
Long Punt Return	24	Robbie Evans at Jackson State (Sep 25, 2021)
Long Kickoff Return	48	Kory Gainwell vs BETHEL TN (Sep 02, 2021)
Tackles	12	Dante Williams vs McKendree University (Sep 11, 2021)
Sacks	3.0	Tim Williams Jr vs BETHEL TN (Sep 02, 2021)
Tackles For Loss	4.0	Marvin Terry at Jackson State (Sep 25, 2021)
Interceptions	2	Sherrod Paige vs BETHEL TN (Sep 02, 2021)



2021 STATESMEN FOOTBALL
Delta State Game Superlatives (as of Sep 28, 2021)
All games



TEAM GAME HIGHS

Rushes	42	at West Georgia (9/15/2021)
Yards Rushing	201	vs McKendree University (Sep 11, 2021)
Yards Per Rush	5.8	vs BETHEL TN (Sep 02, 2021)
TD Rushes	3	vs BETHEL TN (Sep 02, 2021)
	3	vs McKendree University (Sep 11, 2021)
Pass attempts	35	vs McKendree University (Sep 11, 2021)
Pass completions	27	vs BETHEL TN (Sep 02, 2021)
Yards Passing	318	vs BETHEL TN (Sep 02, 2021)
Yards Per Pass	9.4	vs BETHEL TN (Sep 02, 2021)
TD Passes	4	vs BETHEL TN (Sep 02, 2021)
Total Plays	74	vs McKendree University (Sep 11, 2021)
Total Offense	509	vs BETHEL TN (Sep 02, 2021)
Yards Per Play	7.6	vs BETHEL TN (Sep 02, 2021)
Points	48	vs BETHEL TN (Sep 02, 2021)
Sacks By	6	vs BETHEL TN (Sep 02, 2021)
First Downs	24	vs BETHEL TN (Sep 02, 2021)
Penalties	8	at West Georgia (9/15/2021)
Penalty Yards	95	at West Georgia (9/15/2021)
Turnovers	4	vs BETHEL TN (Sep 02, 2021)
	4	vs McKendree University (Sep 11, 2021)
Interceptions By	4	vs BETHEL TN (Sep 02, 2021)
Punts	9	at Jackson State (Sep 25, 2021)
Punting Avg	51.3	vs BETHEL TN (Sep 02, 2021)
Long Punt	59	vs BETHEL TN (Sep 02, 2021)
Punts inside 20	4	vs McKendree University (Sep 11, 2021)
Long Punt Return	24	at Jackson State (Sep 25, 2021)



2021 STATESMEN FOOTBALL
Delta State Game Superlatives (as of Sep 28, 2021)
All games



OPPONENT INDIVIDUAL GAME HIGHS

Rushes	14	Devezin, Tyray, at West Georgia (9/15/2021)
	14	Santee Marshall, at Jackson State (Sep 25, 2021)
Yards Rushing	63	Leflore, N., vs McKendree University (Sep 11, 2021)
TD Rushes	1	Pullen, T., vs McKendree University (Sep 11, 2021)
	1	Devezin, Tyray, at West Georgia (9/15/2021)
Long Rush	61	Leflore, N., vs McKendree University (Sep 11, 2021)
Pass attempts	50	Frost, Harrison, at West Georgia (9/15/2021)
Pass completions	29	Frost, Harrison, at West Georgia (9/15/2021)
Yards Passing	292	Frost, Harrison, at West Georgia (9/15/2021)
TD Passes	3	Shedeur Sanders, at Jackson State (Sep 25, 2021)
Long Pass	38	Nolan Chowbay, vs BETHEL TN (Sep 02, 2021)
Receptions	11	Warren Newman, at Jackson State (Sep 25, 2021)
Yards Receiving	123	D. Aristilde, vs BETHEL TN (Sep 02, 2021)
TD Receptions	2	Corbin III, at Jackson State (Sep 25, 2021)
Long Reception	38	James Dixon, vs BETHEL TN (Sep 02, 2021)
Field Goals	2	Cervantes, Omar, at West Georgia (9/15/2021)
Long Field Goal	43	Kastl, R., vs McKendree University (Sep 11, 2021)
Punts	10	Anckle, A., vs McKendree University (Sep 11, 2021)
Punting Avg	42.5	Pellegrino, Bro, at West Georgia (9/15/2021)
Long Punt	51	Caleb Hall, vs BETHEL TN (Sep 02, 2021)
Punts inside 20	2	Bailey Raborn, at Jackson State (Sep 25, 2021)
Long Punt Return	55	Warren Newman, at Jackson State (Sep 25, 2021)
Long Kickoff Return	28	Mike Malone, vs BETHEL TN (Sep 02, 2021)
	28	JD Martin, at Jackson State (Sep 25, 2021)
Tackles	16	Tucker, M., vs McKendree University (Sep 11, 2021)
Sacks	1.0	James Houston, at Jackson State (Sep 25, 2021)
	1.0	Devonta Davis, at Jackson State (Sep 25, 2021)
Tackles For Loss	3.0	Devonta Davis, at Jackson State (Sep 25, 2021)
Interceptions	1	Jalen Harris, vs BETHEL TN (Sep 02, 2021)
	1	Garrett, K., vs McKendree University (Sep 11, 2021)

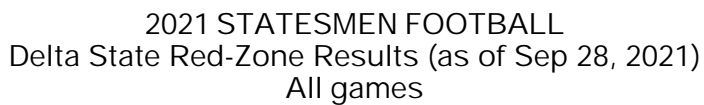


2021 STATESMEN FOOTBALL
Delta State Game Superlatives (as of Sep 28, 2021)
All games



OPPONENT TEAM GAME HIGHS

Rushes	41	vs McKendree University (Sep 11, 2021)
Yards Rushing	181	vs McKendree University (Sep 11, 2021)
Yards Per Rush	4.4	vs McKendree University (Sep 11, 2021)
TD Rushes	1	vs McKendree University (Sep 11, 2021)
	1	at West Georgia (9/15/2021)
Pass attempts	50	at West Georgia (9/15/2021)
Pass completions	29	at West Georgia (9/15/2021)
Yards Passing	292	at West Georgia (9/15/2021)
Yards Per Pass	8.6	vs BETHEL TN (Sep 02, 2021)
TD Passes	3	at Jackson State (Sep 25, 2021)
Total Plays	85	at West Georgia (9/15/2021)
Total Offense	394	at West Georgia (9/15/2021)
Yards Per Play	5.2	vs BETHEL TN (Sep 02, 2021)
Points	27	at West Georgia (9/15/2021)
Sacks By	2	at Jackson State (Sep 25, 2021)
First Downs	30	at West Georgia (9/15/2021)
Penalties	10	vs McKendree University (Sep 11, 2021)
Penalty Yards	100	vs McKendree University (Sep 11, 2021)
Turnovers	7	vs BETHEL TN (Sep 02, 2021)
Interceptions By	1	vs BETHEL TN (Sep 02, 2021)
	1	vs McKendree University (Sep 11, 2021)
Punts	11	vs McKendree University (Sep 11, 2021)
Punting Avg	42.5	at West Georgia (9/15/2021)
Long Punt	51	vs BETHEL TN (Sep 02, 2021)
Punts inside 20	2	at Jackson State (Sep 25, 2021)
Long Punt Return	55	at Jackson State (Sep 25, 2021)



			Times In RZ	Times Score	Total Pts	TDs	Rush TDs	Pass TDs	FGs Made	Failed to score inside RZ					
Date	Opponent	Score								FGA	Dow	Int	Fum	Half	Gam
Sep 02, 202	BETHEL TN	48-14	2	1	7	1	0	1	0	0	0	1	0	0	0
Sep 11, 202	MCKENDREE UNIV	45-17	1	1	7	1	0	1	0	0	0	0	0	0	0
9/15/2021	at West Georgia	L 26-27	5	5	27	3	1	2	2	0	0	0	0	0	0
Sep 25, 202	at Jackson State	L 17-24	4	4	24	3	0	3	1	0	0	0	0	0	0
Totals			12	11	65	8	1	7	3	0	0	1	0	0	0
11 of 12 (91.7%)															



2021 STATESMEN FOOTBALL
Delta State By-Quarter Statistics (as of Sep 28, 2021)
All games



3rd-Down Conversions

Date	Opponent	Score	Overall		1st Qtr		2nd Qtr		3rd Qtr		4th Qtr		Overtime	
Sep 02, 202	BETHEL TN	48-14	5-12	41.7	2-2	100.0	1-3	33.3	1-4	25.0	1-3	33.3		
Sep 11, 202	MCKENDREE UNIVE	45-17	3-15	20.0	0-4	0.0	0-2	0.0	1-6	16.7	2-3	66.7		
9/15/2021	at West Georgia	L 26-27	7-16	43.8	2-3	66.7	0-3	0.0	4-6	66.7	1-4	25.0		
Sep 25, 202	at Jackson State	L 17-24	3-17	17.6	1-4	25.0	1-5	20.0	1-2	50.0	0-6	0.0		
	Delta State		18-60	30.0	5-13	38.5	2-13	15.4	7-18	38.9	4-16	25.0	0-0	0.0
	Opponents		27-72	37.5	8-21	38.1	13-22	59.1	3-14	21.4	3-15	20.0	0-0	0.0

4th-Down Conversions

Date	Opponent	Score	Overall		1st Qtr		2nd Qtr		3rd Qtr		4th Qtr		Overtime	
Sep 02, 202	BETHEL TN	48-14	0-0	0.0	0-0	0.0	0-0	0.0	0-0	0.0	0-0	0.0		
Sep 11, 202	MCKENDREE UNIVE	45-17	3-4	75.0	1-1	100.0	0-0	0.0	2-2	100.0	0-1	0.0		
9/15/2021	at West Georgia	L 26-27	1-2	50.0	0-0	0.0	0-0	0.0	1-1	100.0	0-1	0.0		
Sep 25, 202	at Jackson State	L 17-24	1-3	33.3	0-0	0.0	0-0	0.0	0-0	0.0	1-3	33.3		
	Delta State		5-9	55.6	1-1	100.0	0-0	0.0	3-3	100.0	1-5	20.0	0-0	0.0
	Opponents		2-5	40.0	1-2	50.0	1-1	100.0	0-0	0.0	0-2	0.0	0-0	0.0

Time of Possession

Date	Opponent	Score	Overall		1st Qtr		2nd Qtr		3rd Qtr		4th Qtr		Overtime	
Sep 02, 202	BETHEL TN	48-14	30:27		6:51		4:35		8:05		10:56			
Sep 11, 202	MCKENDREE UNIVE	45-17	27:19		6:26		4:11		9:28		7:14			
9/15/2021	at West Georgia	L 26-27	27:19		7:13		4:38		9:00		6:28			
Sep 25, 202	at Jackson State	L 17-24	24:28		6:58		6:42		4:41		6:07			
	Delta State	Total	109:33		27:28		20:06		31:14		30:45		0:00	
		Avg.	27:23		6:52		5:01		7:48		7:41		0:00	
	Opponents	Total	130:27		32:32		39:54		28:46		29:15		0:00	
		Avg.	32:36		8:08		9:58		7:11		7:18		0:00	