

DELTA STATE

STATESMEN FOOTBALL | 2021 OFFICIAL GAME NOTES

2000 NCAA NATIONAL CHAMPIONS | SEVEN GULF SOUTH CONFERENCE CHAMPIONS | FOUR NCAA REGIONAL TITLES | NINE NCAA PLAYOFF APPEARANCES

GAME 3 **UNIVERSITY OF WEST GEORGIA**
September 18, 2021 • 5 p.m. (CT)
Carrollton, Ga. | University Stadium

» GAME DAY INFORMATION

Location	Cleveland, Miss.
Kickoff	6 p.m.
Site	Parker Field-McCool Stadium
Capacity	8,500
Surface	Artificial Turf

» INSIDE THE SERIES

Meeting	35th
Series Record:	20-14
In Cleveland, Miss.	11-8
In Carrollton, Ga.	9-6
Last Meeting	Nov. 9, 2019
Location	Cleveland, Miss.
Result	Delta State 35, West Ga. 20

» GET SOCIAL!

Official Twitter Account	@DSUStatesmen
Football Twitter Accounts	@DeltaStateFB @CoachToddCooley
Instagram Account	@DSUAthletics
Facebook Account	Facebook.com/DSUStatesmen
Hashtags	#DSUFAMILY #WhereChampionsPlay

» ON THE AIR

Radio	Statesmen Sports Network
Online (iOS Android)	GoStatesmen.com
Flagship Station	WMJW 107.5 FM Cleveland, Miss.
Play-by-Play	Cody Clark (2nd season)
Analyst/Producer	Philip Tang (7th season)
Sideline Reporter	Lane Quinton (9th season)

SCHEDULE & RESULTS



BETHEL UNIVERSITY
W | 48-14
FLOSPORTS



MCKENDREE (PP)
W | 45-17
FLOSPORTS



@ WEST GEORGIA
9.18 | 5 PM (CT)
NOV. 13 | 12 PM



@ JACKSON STATE
9.25 | 2 PM



WEST FLORIDA
10.2 | 6 PM
FLOSPORTS



@ VALDOSTA STATE
10.9 | 6 PM
FLOSPORTS



NORTH GREENVILLE
10.16 | 2 PM
FLOSPORTS



@ WEST ALABAMA
10.23 | 4 PM
FLOSPORTS



SHORTER (HC)
10.30 | 2 PM
FLOSPORTS



MISSISSIPPI COLLEGE
11.6 | 2 PM
HERITAGE BELL CLASSIC

STATESMEN

2-0
OVERALL

0-0
GSC

#22
AFCA TOP 25

TODD COOLEY
HEAD COACH

45-32
OVERALL

8TH
SEASON



GSC OPENER

DELTA STATE

@

WEST GEORGIA

SEPTEMBER 18, 2021 | 5 PM (CT)

UNIVERSITY STADIUM
CARROLLTON, GA

WOLVES

2-0
OVERALL

0-0
GSC

#18
AFCA TOP 25

DAVID DEAN
HEAD COACH

106-38
OVERALL

13TH
SEASON



DELTA STATE OPENS GSC ACTION AT WEST GEORGIA

- ➔ **THE KICKOFF:** No. 22 Delta State University (2-0, 0-0 GSC) opens Gulf South Conference play at No. 18 the University of West Georgia (2-0, 0-0 GSC) on Saturday, Sept. 18, 2021. The game is slated for a 5 p.m. central time start at University Stadium in Carrollton, Ga. The Statesmen enter the game ranked in the AFCA Top 25 for the first time since October 21, 2017.
- ➔ **35TH MEETING:** Delta State and West Georgia meet for the 35th time on the gridiron and this will be the 16th meeting in Carrollton, Ga. The Statesmen have won two of the last three games in the series and lead the series 20-14. The Green-and-White are 9-6 overall in Carrollton, Ga., but have lost the last five meetings on the road, a 54-34 victory on Oct. 23, 2010. This is the first of two meetings between the two schools in 2021 with the next meeting taking place in Carrollton, Ga., to close the season on Nov. 13 at 2 p.m. (CT).
- ➔ **STATESMEN IN SEPTEMBER:** DSU boasts a **152-88-6** record in September, including a **21-10** record under coach Cooley.
- ➔ **GULF SOUTH CONFERENCE OPENERS:** The Statesmen and Wolves are opening the 50th season of Gulf South Conference football. Since 2000, Delta State is 13-7 in league openers with a 4-3 mark under head coach Todd Cooley. The Statesmen are 291-227-11 all-time in GSC play, and are second behind Valdosta State with seven championships (1998, 2000, 2007, 2008, 2010, 2011, 2014).
- ➔ **MCKENDREE REWIND:** Trailing 17-7, Delta State scored 38 unanswered points to erase the deficit and claim a 45-17 win over McKendree to close out the 35th annual Pig Pickin' weekend. **Patrick Shogog** accounted for 360 yards offense (272 passing/88 rushing) tossing three touchdown passes and running for two scores. The Statesmen defense yielded 33 total yards and pitched a shutout in the second half to aide the win.
- ➔ **THE TURNOVER BATTLE:** The Statesmen are plus-one on the season in the turnover battle. The Statesmen have forced nine turnovers on the season but have coughed the ball up eight times. DSU forced three fumbles and picked off four passes in the season opener versus Bethel and had one interception and recovered three fumbles in the win over McKendree.
- ➔ **GAINWELL GARNERS POTW HONORS:** **Kory Gainwell** was named the Gulf South Conference Freshman of the Week honors as announced by the league on Monday morning. Gainwell rushed five times for 23 yards and one touchdown in the win over McKendree. Saturday's game marked the second straight game with a rushing touchdown for Gainwell. The Benton, Miss., native, also tallied 83 kick return yards on three attempts, averaging 27.7 yards per return against the Bearcats. For the season, Gainwell is averaging 33.8 yards per kickoff return. Gainwell has tallied 235 all-purpose yards, including kick returns, through the first two games of the season. He has 13 carries for 59 yards rushing and two touchdowns, one reception for seven yards, and five kick returns for 169 yards.
- ➔ **RUNNING THE GAUNTLET:** The Statesmen begin a four-game stretch that includes three ranked opponents and one FCS opponent. No. 18 West Georgia begins the run followed by FCS member Jackson State, top-ranked West Florida on Oct. 2 in Cleveland, Miss., and fourth-ranked Valdosta State in Valdosta, Ga., on Oct. 9 at 6 p.m. (CT). The Statesmen will close the 2021 campaign at West Georgia on Nov. 13.



DELTA STATE FAST FACTS

Name of School	Delta State University
City/Zip	Cleveland, MS 38733
Founded	1924
Enrollment	3,832
Nickname	Statesmen
School Colors	Forest Green & White
Affiliation	NCAA Division II
Conference	Gulf South
President	William N. LaForge (Delta State, 1970)
Athletic Director	Ronnie Mayers (Delta State, 1972)

STADIUM INFORMATION

Home Field	Parker Field at McCool Stadium
Capacity	8,000
Surface	Hellas Artificial Turf
Record at Parker Field-McCool Stadium	155-89-8
NCAA Playoff Record at Parker-McCool	8-3

HISTORY

First Year of Football	1926
All-Time Record	478-400-23
GSC Championships	Seven/1998, 2000, 2007, 2008, 2010, 2011, 2014
NCAA National Championships	One/2000
No. of Years in NCAA Tournament	Nine
NCAA Postseason Record	15-8
All-Time Bowl/Post-Season Record	17-8
Last Post-Season Appearance	2017
Finish	1-1/L, 27-20 vs. West Alabama NCAA 2nd Round

TEAM INFORMATION

2019 Final Record	6-4
Gulf South Conference	5-3 Tied for 3rd
Final National Ranking	Not Ranked
Basic Offense	Spread Multiple
Basic Defense	4-3
Starters Returning/Lost	11/11
Offense	6/5
Defense	5/6
Specialty	0/3
Lettermen Returning/Lost	25/27

ONLINE: GOSTATESMEN.COM

GoStatesmen.com offers complete coverage of Delta State football each week online with a live in-game blog and live stats provided through SideArm Sports. GoStatesmen.com is also optimized for all devices.

PRINTING PARTNER: THE IMAGE SPECIALIST

Delta State University Athletics would like to thank their official printing partner, The Image Specialist! For more information on The Image Specialist, please visit SouthernDuplicating.com today.



WEEKLY SCHEDULE

MONDAY 13 • 12 pm Hey Coach @ Hey Joe's (Cleveland) • PLAYERS OFF	TUESDAY 14 • 3:45 pm Practice	WEDNESDAY 15 • 3:45 pm Practice	THURSDAY 16 • 3:45 pm Practice	FRIDAY 17 • 8:30 AM TRAVEL DAY • Practice @ HOTEL	SATURDAY 18 • 5 PM @ WEST GA	SUNDAY 12 • 5 pm STRETCH
--	---	---	--	--	--	--



COACHING STAFF

Head Coach	Todd Cooley
Alma Mater/Year	Arkansas Tech/1999
Record at DSU/Years	45-32/8th
Career Collegiate Record	45-32/8th
NCAA Playoff Record	1-2
NCAA Playoff Appearances	2/2014, 2017
Football Office Phone	(662) 846-4300
Best Time To Reach	Mornings (9-11 a.m.)

ASSISTANT COACHES

Kelvin Green (Clemson, 2009)	Defensive Coordinator LB
Jonathan Fletcher (Knox, 2011)	Offensive Coordinator OL
Tyler Hasty (Guilford, 2011)	Assistant Coach Recruiting Coordinator QB
Christ West (Valdosta State, 2016)	Assistant Coach DL
Geoff Terry (Buffalo, 2001)	Assistant Coach DB
Marcus Windham (Southwest Baptist, 2014)	Assistant Coach RB
Tristan Speer (Delta State, 2021)	Assistant Coach RB
Mark Hatcher (Coastal Carolina, 2017)	Graduate Assistant DB
Ashly Salomonsky (North Alabama, 2016)	Graduate Assistant OL
Sam Rayburn (Univ. of Mississippi, 2019)	Graduate Assistant DL
Blake Crandall (Southern Miss., 2020)	Graduate Assistant LB
Jay Thomason	Life Skills Coach

ATHLETIC TRAINING


Abby Havard, ATC/LAT	Assistant AD for Sports Medicine
Andy Haier, ATC	Assistant Director
Katherine Kratzer, ATC	Assistant Director

EXTERNAL RELATIONS | ATHLETIC COMMUNICATIONS

Delta State University's Office of External Relations provides a full service public relations shop to members of the media. Game day services include credentials, statistics, photography, video clips (where available), and post-game access to coaches and student-athletes. The Office of Athletic Communications is located on the second floor of Chadwick-Dickson Fieldhouse adjacent to Parker Field-McCool Stadium.



FRED SINGTON



CODY CLARK



PHILIP TANG

Football Contact Fred Sington

E-Mail: fsington@deltastate.edu | Cell: (662) 588-6232

Secondary Contact Cody Clark

E-Mail: cclark@deltastate.edu | Cell: (843) 610-6007

Fiosports/Multimedia/SSN Producer Philip Tang

E-Mail: ptang@deltastate.edu | Cell: (731) 293-8344

Graduate Assistant Ryan Zimmerman

E-Mail: rzimmerman@deltastate.edu | Cell: (773) 484-8134

Graduate Assistant Keenan Davis

E-Mail: kdavis@deltastate.edu | Cell: (901) 619-4443

GULF SOUTH CONFERENCE STANDINGS

SCHOOL	CONF	CPCT.	OVERALL	PCT.	HOME	AWAY	NEUTRAL	STREAK
Delta State (#22)	0-0	0.000	2-0	1.000	2-0	0-0	0-0	W2
North Greenville	0-0	0.000	2-0	1.000	1-0	1-0	0-0	W2
Valdosta State	0-0	0.000	2-0	1.000	1-0	1-0	0-0	W2
West Alabama	0-0	0.000	2-0	1.000	1-0	1-0	0-0	W2
West Florida (#1)	0-0	0.000	2-0	1.000	1-0	1-0	0-0	W2
West Georgia (#18)	0-0	0.000	2-0	1.000	1-0	1-0	0-0	W2
Shorter	0-0	0.000	1-1	0.500	1-0	0-1	0-0	L1
Mississippi College	0-0	0.000	0-1	0.000	0-1	0-0	0-0	L1

SCHEDULE & RESULTS | WEEKLY AWARDS

THURSDAY, SEPT. 16

North American @ West Alabama 6:00 P.M.

SATURDAY, SEPT. 18

Shorter Shorter @ Clark Atlanta 11:00 A.M.

University of Fort Lauderdale @ Mississippi College 2:00 P.M.

Delta State @ West Georgia 5:00 P.M.

West Florida @ Texas A&M-Commerce 6:00 P.M.

Albany State @ Valdosta State 6:00 P.M.

North Greenville @ The Citadel 6:00 P.M.

SATURDAY, SEPT. 25

West Georgia @ Shorter 12:00 P.M.

Delta State @ Jackson State University 2:00 P.M.

University of Fort Lauderdale @ West Florida 6:00 P.M.

North Greenville @ Erskine College 6:00 P.M.

West Alabama @ Mississippi College 7:00 P.M.

SATURDAY, OCT. 2

Mississippi College @ North Greenville 2:00 P.M.

West Alabama @ #18 West Georgia 5:00 P.M.

Shorter @ Valdosta State 6:00 P.M.

#1 West Florida @ Delta State 6:00 P.M.

GSC OFFENSIVE PLAYER OF THE WEEK

WEEK 1 Austin Reed, West Florida

WEEK 2 Ivory Durham, Valdosta State & Rodney Coates, West Florida

WEEK 3

WEEK 4

WEEK 5

WEEK 6

WEEK 7

WEEK 8

WEEK 9

WEEK 10

WEEK 11

GSC DEFENSIVE PLAYER OF THE WEEK

WEEK 1 Mondrell Jefferson Valdosta State

WEEK 2 Nick Moss, Valdosta State

WEEK 3

WEEK 4

WEEK 5

WEEK 6

WEEK 7

WEEK 8

WEEK 9

WEEK 10

WEEK 11

GSC SPECIAL TEAMS PLAYER OF THE WEEK

WEEK 1 Estin Thiele, Valdosta State

WEEK 2 Estin Thiele, Valdosta State

WEEK 3

WEEK 4

WEEK 5

WEEK 6

WEEK 7

WEEK 8

WEEK 9

WEEK 10

WEEK 11

GSC FRESHMAN OF THE WEEK

WEEK 1 Cody Gast, DE - West Georgia

WEEK 2 Kory Gainwell, Delta State

WEEK 3

WEEK 4

WEEK 5

WEEK 6

WEEK 7

WEEK 8

WEEK 9

WEEK 10

WEEK 11

AMERICAN FOOTBALL COACHES ASSOCIATION

PRESEASON TOP 25 POLL | SEPT 7, 2021

#	SCHOOL (1ST VOTES)	W-L	PTS.	PREV.
1	West Florida (26)	2-0	748	1
2	Ferris St. (Mich.) (1)	2-0	720	2
3	Northwest Missouri St.	1-0	677	4
4	Valdosta St. (Ga.)	2-0	639	5
5	Lenoir-Rhyne (N.C.)	1-0	622	6
6	Slippery Rock (Pa.)	2-0	570	8
7	Colorado - Mines	2-0	551	9
8	Notre Dame (Ohio)	2-0	531	10
9	Quachita Baptist (Ark.)	2-0	504	11
10	Grand Valley St. (Mich.)	1-0	433	14 D.
11	Shepherd (W.Va.)	2-0	429	13
12	Indianapolis (Ind.)	2-0	425	12
13	Minnesota-Duluth	2-0	405	20
14	Indiana (Pa.)	1-0	334	15
15	Tiffin (Ohio)	2-0	285	16
16	Wingate (N.C.)	2-0	243	21
17	Angelo St. (Texas)	2-0	234	22
18	West Georgia	2-0	227	24
19	Minnesota St.	1-1	212	3
20	Midwestern St. (Texas)	2-0	170	NR
21	Texas A&M-Commerce	1-1	151	7
22	Delta St. (Miss.)	2-0	113	NR
23	Nebraska-Kearney	2-0	93	NR
24	Bowie St. (Md.)	1-1	90	25
25	Henderson St. (Ark.)	2-0	74	NR

OTHERS RECEIVING VOTES: Kutztown (Pa.), 48; Augustana (S.D.), 44; West Alabama, 37; Harding (Ark.), 21; Washburn (Kan.), 21; Bentley (Mass.), 19; Truman St. (Mo.), 18; UT-Permian Basin (Texas), 17; Emporia St. (Kan.), 13; Colorado St.-Pueblo, 11; Charleston (W.Va.), 7; California (Pa.), 5; Bemidji St. (Minn.), 4; Stonehill (Mass.), 3; Frostburg St. (Md.), 1; Western Colorado, 1.

HONORING OUR PAST



RETRO LOOK FOR 2019

Since taking over the program in 2013, head coach **Todd Cooley** has not been afraid of change. However, the one constant each year has been Delta State's green helmets.

This year, Cooley and his staff are paying tribute to the teams of the late 1980s and 1990s by going "old school" with white face masks and the DSU block state logo. Previous designs are below.





SERIES NOTEBOOK: WEST GEORGIA

- **No. 22 Delta State** and No. 18 **West Georgia** meet for the 35th time in football and for the 16th time in Carrollton, Ga. The Wolves were picked fifth in the 2021 GSC Coaches Preseason Poll
- **David Dean** is in his fifth season at the helm with a 27-11 record at UWG while boasting a 106-38 career record in his 14th season overall.
- **UWG Offense:** The Wolves enter this week ranked fourth in the GSC in scoring (46.0 ppg.) and are tied for first with West Alabama in total offense (508.5 ypg.). UWG is third in passing (324.5 ypg.) and second in rushing (196.0 ypg.). Quarterback **Harrison Frost** ranks third in the GSC in passing yards (158.5 ypg.) and has completed 59 passes to 15 different receivers in two games. **Mechane Slade** has 11 catches for 99 yards and three touchdowns Harrison's to target. The Wolf's offensive front has not yielded a sack in 80 passing attempts through two games.
- **UWG Defense:** West Georgia's defense has been suffocating through two games, ranking first in the GSC in points per game (3.5), total yards allowed (158.0 ypg.), rush defense (98.5 ypg) and pass defense (59.5). UWG yielded just 122 total yards per game in the 47-0 shutout of SIAC member Morehouse on Saturday. Week one GSC Freshman of the Week **Cody Cast** (DE) ranks third in the GSC with 14 tackles and seventh with 2.5 tackles for loss.
- **UWG Special Teams:** UWG's **Omar Cervantes** has made 2-of-3 field goal attempts with a long of 46 yards and is 12-for-12 in PAT's. **Brock Pellegrino** is fifth in the GSC with a 36.8 yard average on five punts. **Ronnie Blackon** has six punt returns for 17.8 yards per return with an 82-yard punt return for a touchdown.

WOLVES

2-0
OVERALL0-0
GSC#24
AFCA TOP 25DAVID DEAN
HEAD COACH106-38
OVERALL13TH
SEASON

SERIES HISTORY

- 35th meeting in the series
- Overall: 20-14
- In Cleveland, Miss: 11-8
- In Carrollton, Ga.: 9-6
- Last Five Meetings: --West Ga. 3-2
- Last 10 Meetings: --West Ga. 7-3



GM	W/L	DATE	DSU	LOCATION	UWG
1	W	09-17-1983	35	Cleveland, MS	3
2	W	11-03-1984	52	Carrollton, GA	0
3	W	11-09-1985	25	Cleveland, MS	20
4	W	11-08-1986	42	Carrollton, GA	27
5	W	11-07-1987	40	Cleveland, MS	9
6	L	10-29-1988	28	Carrollton, GA	33
7	W	10-28-1989	27	Cleveland, MS	21
8	W	10-27-1990	28	Carrollton, GA	9
9	L	11-02-1991	15	Cleveland, MS	20
10	W	10-31-1992	36	Carrollton, GA	35
11	L	11-06-1993	7	Carrollton, GA	27
12	L	11-05-1994	20	Cleveland, MS	32
13	L	09-30-1995	14	Carrollton, GA	20
14	W	10-26-1996	51	Carrollton, GA	34
15	L	10-25-1997	9	Cleveland, MS	28
16	W	10-24-1998	34	Cleveland, MS	10
17	L	10-23-1999	31	Carrollton, GA	42
18	W	10-05-2002	27	Cleveland, MS	21
19	W	10-04-2003	61	Carrollton, GA	7
20	W	10-28-2006	21	Carrollton, GA	7
21	W	10-27-2007	41	Cleveland, MS	9
22	W	11-08-2008	68	Carrollton, GA	10
23	W	11-07-2009	48	Cleveland, MS	7
24	W	10-23-2010	54	Carrollton, GA	34
25	L	11-12-2011	35	Carrollton, GA	39
26	W	10-13-2012	33	Cleveland, MS	24
27	L	11-14-2013	20	Carrollton, GA	38
28	L	10-18-2014	16	Carrollton, GA	24
29	L	11-29-2014	27	Cleveland, MS	37
30	L	10-17-2015	7	Cleveland, MS	28
31	L	09-17-2016	24	Carrollton, GA	34
32	W	09-16-2017	17	Cleveland, MS	7
33	L	11-03-2018	17	Carrollton, GA	29
34	W	11-09-2019	35	Cleveland, MS	30

HOW THEY COMPARE (2021)

STATESMEN (2-0, 0-0 GSC)



WOLVES (2-0, 0-0 GSC)

46.5	PPG	46.0
22.5	1ST DOWNS	27.5
196.0	RUSH YPG	184.0
295.0	PASS YPG	102.0
491.0	TOTAL OFFENSE	324.5
7	PASS TD	6
2	PASS INT	1
6	RUSH TD	5
1-of-4	FG	2-of-3
28:53	T.O.P.	33:24
0 (0)	SACKS ALLOWED	0 (0)
15.5	SCORING DEFENSE	3.5
123.0	RUSH YPG/ALLOWED	98.5
209.5	PASS YPG/ALLOWED	59.5
332.5	TOTAL OFFENSE/ALLOWED	158.0
7.5 (44)	SACKS BY	5 (26)
5	INTERCEPTIONS BY	1
5/4	FUMBLES FORCED/RECOVERED	5/3

93

Adrian "Big Dink" Dinkins (1991-2014) passed away IN Oct., 2014 in a car accident. Dinkins played 10 games with seven starts in 2013. The Ridgeland, Miss., native registered 33 tackles, 17 solo stops, and 10 tackles or loss that season. Each week the Delta State Coaching Staff assigns No. 93 the most deserving Statesmen based on each the previous week's performance and other criteria.

NO. 93 WEEKLY HONOREES

WEEK 1	#56 Stanley Talley (DL)
WEEK 2	#47 Tim Williams (DL)
WEEK 3	
WEEK 4	
WEEK 5	
WEEK 6	
WEEK 7	
WEEK 8	
WEEK 9	
WEEK 10	
WEEK 11	

BY THE NUMBERS: DELTA STATE at WEST GEORGIA

20-14
SERIES RECORD9-6
RECORD @ UNIVERSITY FIELD29.7
PPG VS. UWG*346.0
TOTAL OFFENSE VS. UWG*
*UNDER TODD COOLEY



NEWS, NOTES, & SIDEBAR STATS

STATESMEN IN THE GSC STATS:

Player	Category	Rank	Stat
Patrick Shegog	Total Offense	5th	278.0
	Passing	5th	234.0
	Percentage	6th	61.0 %
	Effic.	3rd	167.5
Dohnite Meyers	Scoring	9th	6.0
	All Purpose	7th	104.0
	Receiving	5th	9
	Yards/YPG	3rd	195 / 97.5
Rico Owens	All Purpose	14th	79.5
	Rushing/YPG	5th	144 / 72.0
	Scoring/PPG	3rd/4th	18 / 9.0
	TD	4th	3
Deion Dampier	Scoring	9th	6.0
Parker Burleson	Punting	1st	46.3
	Inside 20	1st	6
Connor Mantelli	FGs	4th	1
Sherrod Paige	INT/INT GM	1st	2 / 1.0
Dante Williams	Tackles	2nd	15
	Tackles/GM	4th	7.5
Tim Williams Jr.	Sacks	1st	3.0
	TFL	3rd	3.0
Marvin Terry	TFL	10th	2
Junior Faulk	Passes Defended	4th	3
Ty Woods	Passes Defended	T5th	2
Dayreke Snow	Passes Defended	T5th	2
Sirvares Snow	Passes Defended	T5th	2

TEAM GSC STATS:

Category	Rank	Stat
Scoring	3rd	46.5
Total Offense	3rd	491.0
Rush Offense	2nd	196.0
Pass Offense	4th	295.0
Sacks Allowed	T1st (UWG)	0
Scoring Defense	5th	15.5
Total Defense	5th	332.5
Rush Defense	5th	123.0
Pass Defense	5th	209.5
Sacks by	2nd	7
Interceptions	1st	5

D2FOOTBALL.COM PRESEASON ALL-AMERICANS: Junior Faulk and Innis Claud V were named to the D2football.com Preseason All-American teams. Faulk was named to the first-team while Claud was listed on the second team.

DELTA STATE PICKED 3rd IN GSC COACHES POLL: The Statesmen are picked to finish third in the annual Gulf South Conference

Preseason Coaches Poll. Defending National Champion West Florida was named the 2021 GSC Football Preseason Favorite for the first time in school history, collecting 47 points behind five first-place votes. Nipping at the Argonauts' heels is defending GSC Champion Valdosta State which posted 45 points and nabbed the final three first-place votes. Delta State ranked third in the Coaches' Poll voting with 33 points followed by West Alabama (30) and West Georgia (26) to round out the Top Five. Mississippi College (22), North Greenville (14), and Shorter (seven) complete the GSC Pre-Season Poll.

SIX STATESMEN NAME PRESEASON ALL-GSC: Six Statesmen (three offensive and three defensive players) were named to the Pre-Season All-GSC Team. Three-time All-GSC center Innis Claud V and junior Nicolas Melsop anchor an offensive line that will open holes for one of the league's top returning backs in senior Rico Owens. The defensive side starts with All-American defensive back Junior Faulk is joined by seniors Dante Williams (LB) and Zane Samuel (DE).

CAREER INT WATCH: Junior Faulk's interception was the 10th of his career, tying him for fourth in career interceptions with Kim Stewart (1969-70) and Don Fennell (1964-66). Faulk needs two interceptions to move into third, three to move into second and four to tie Dominique Davenport (2008-2011) atop the list. (See Career INT list on page five). Faulk set the Delta State single season record with nine interceptions in 2019 to break the old mark of eight held by Garrett Williams (2010).

STATESMEN CAREER INTERCEPTIONS LIST

14	Dominique Davenport, 2008-2011
13	Monterio James, 2005-2007
12	Jamarcus Wiggins, 2004-2007
10	Junior Faulk, 2019-Present
10	Kim Stewart, 1969-70
10	Don Fennell, 1964-66

DELTA STATE 2021 RECORD WHEN

CATEGORY	2021	UNDER COOLEY
At Home	2-0	28-13
On The Road	0-0	17-18
Neutral Site Game	0-0	0-1
vs. GSC	0-0	27-24
vs. Non Conference	2-0	18-8
NCAA Postseason	0-0	1-2
vs. In State Opponents	0-0	5-1
In August	0-0	0-1
1st September	2-0	21-10
In October	0-0	10-16
In November	0-0	12-7
In December	0-0	0-0
On Television	1-0	16-8
Afternoon Games	0-0	19-15
Night Games	2-0	24-16
Decided by 7 pts or less	0-0	10-6
Scoring First	1-0	34-14
Opponent Scores First	1-0	11-18
Leading at Half	2-0	37-3
Trailing at Half	0-0	7-25
Tied at Half	0-0	1-3
Leading after 3 quarters	2-0	38-5
Trailing after 3 quarters	0-0	6-26
Tied After 3 quarters	0-0	1-1
In overtime	0-0	1-1
Scoring 30+ points	2-0	38-5
Scoring 20-29 points	0-0	5-11
Scoring 0-19 points	0-0	2-12
Allowing 30+ points	0-0	10-12
Allowing 20-29 points	0-0	13-8
Allowing 0-19 points	2-0	22-1
Outrushing Opponents	2-0	36-7
Getting Outrushed	0-0	9-24
Passing for more yards	2-0	30-15
Passing for fewer yards	0-0	15-15
Outgaining Opponent	2-0	39-12
Getting Outgained	0-0	5-19
Winning TOP	1-0	19-12
Losing TOP	1-0	25-1
Scoring a Def./ST TD	0-0	17-7
Allowing a Def./ST TD	0-0	10-14
Fewer Penalty Yards	1-0	17-22
More Penalty Yards	1-0	27-9
Winning Turnover Battle	1-0	32-5
Losing Turnover Battle	1-0	9-23
Equal In Turnovers	0-0	4-4

PATRICK SHEGOG

5-11 | 190 | SO. | BATESVILLE, MISS.

► Named the 2018 Gulf South Conference Co-Offensive Freshman of the Year after playing in 10 games for the Statesmen at quarterback, making eight starts. The former South Panola HS star completed 168-of-268 passes (58.7 percent) for 1,722 yards with 10 touchdowns and 11 interceptions. He averaged 172.2 yards passing per game while rushing 144 times for 546 yards and four touchdowns. Led all freshmen in the GSC with 226.8 yards of total offense per game.



QB

5-11

190



MAKE STATE YOURS™



TODD COOLEY HC

THE COOLEY FILE

» Birthdate:	September 7, 1975
» Alma Mater:	Arkansas Tech, 1997 (English)
» Record at Delta State:	45-32 (8th season)
» Gulf South Conference Record:	25-27 (8th season)
» NCAA Postseason Record:	1-2
» Hometown:	Nashville, Arkansas
» Family:	Wife, Lisa (Gatlin) Cooley



HC

6-2

8TH



@COACHTODDCOOLEY

YEAR-BY-YEAR HEAD COACHING RECORD

YEAR	SCHOOL	POS	RECORD	CONF.	NOTES
2013	Delta State	Head Coach	7-3	4-2	GSC COY
2014	Delta State	Head Coach	9-2	6-1	Co-GSC Champs/COY
2015	Delta State	Head Coach	6-5	2-5	
2016	Delta State	Head Coach	4-6	1-7	
2017	Delta State	Head Coach	9-4	5-3	NCAA DII Playoffs
2018	Delta State	Head Coach	2-8	2-6	
2019	Delta State	Head Coach	6-4	5-4	
2021	Delta State	Head Coach	2-0	0-0	
Totals			45-32	25-27	Eighth Season

COOLEY VERSUS ALL OPPONENTS

Albany State	1-0
Bethel	1-0
Bowie State	1-0
Central State (Ohio)	1-0
Chowan (N.C.)	1-0
Concordia (Ala.)	2-0
Florida Tech	4-3
Fort Valley State	2-0
Grand Valley State	0-2
Kentucky Wesleyan	2-0
McKendree	1-0
Mississippi College	4-1
Mississippi Valley State	1-0
North Alabama	2-3
North Greenville	1-1
Shorter	7-0
Tarleton State	2-1
Texas A&M-Commerce	1-2
Tusculum	1-0
Valdosta State	2-5
West Alabama	2-6
West Florida	2-2
West Georgia	2-6

NOTEABLES

- Cooley is in his eighth season as head coach of the Delta State University Statesmen football program. Cooley became the 19th coach in program history on Friday, Jan. 25, 2012. In his four seasons as head coach of the Statesmen, Cooley is 43-32 overall and 25-27 against the GSC.
- In his previous five seasons, the Nashville, Ark., native, has guided the Statesmen two trips to the NCAA Division II Football Championship Playoffs (2014/2017) and in 2014 Delta State captured its seventh Gulf South Conference title.
- Cooley tied former Steve Campbell for the second fastest coach to accumulate 20 victories, accomplishing the feat in 25 games. Cooley led DSU to a 7-3 mark in 2013 during his first season and followed up that performance with a 9-2 record in 2014 and a share of the GSC title. The Nashville, Arkansas, native started out the season 4-0 to get his 20th win in a 40-0 victory over Albany State at Parker Field-McCool Stadium (Sept. 26, 2015).
- Cooley is a two-time Coach of the Year recipient in the Gulf South Conference following the 2013 and 2014 campaigns. He joins Ron Roberts (2007/2008) as the only two-time recipients of the award in the program's history.

NUMBERS TO KNOW

145

A total of 145 Statesmen have graduated with a degree from Delta State since Cooley took over as head coach.

45

Cooley has led the Statesmen to a 45-32 record in his six previous seasons as head coach at Delta State University.

30+

The Statesmen are 38-5 all-time when scoring 30 or more points against an opponent under head coach Todd Cooley.

37-3

Delta State is 36-3 under head coach Todd Cooley when leading at half-time. The Statesmen are 4-16 when trailing and 0-2 when tied at the half.

27

Delta State is 27-2 under head coach Todd Cooley when winning the turnover battle, including a 7-0 mark in 2017.

PLAYING CAREER

YEAR	SCHOOL	POS
1996-97	Arkansas Tech	QB
1994-95	Henderson State	QB

COACHING CAREER SNAPSHOT

YEAR	SCHOOL	POS
1998	Arkansas Tech	RB
1999	Arkansas Tech	RB
2000	NE Oklahoma State	QB
2001	Quachita Baptist	QB
2002	Quachita Baptist	QB
2003	Quachita Baptist	QB
2004	Arkansas Tech	OC/QB
2005	Central Arkansas	OC/QB
2006	Central Arkansas	OC/QB
2007	Central Arkansas	OC/QB
2008	Central Arkansas	OC/QB
2009	Northwestern (La.) State	OC/QB
2010	Northwestern (La.) State	OC/QB
2011	Northwestern (La.) State	OC/QB
2012	Northwestern (La.) State	OC/QB
2013	Delta State	HC
2014	Delta State	HC
2015	Delta State	HC
2016	Delta State	HC
2017	Delta State	HC
2018	Delta State	HC
2019	Delta State	HC
2020	Delta State (No Season/COVID)	HC
2021	Delta State	HC





STATESMEN DEPTH CHART

vs. #18 WEST GEORGIA

OFFENSE

QB	7	Patrick Shegog	5-11	188	Jr.	Batesville, Miss./South Panola
	18	Cole Kirk	6-1	179	So.	Selmer, Tenn./McNairy Central HS
RB	2	Rico Owens, II	5-10	215	Sr.	Greenwood, Miss./Copiah-Lincoln CC
	5	Deion Dampier	5-10	212	Sr.	Pinola, Miss./Copiah-Lincoln CC
LT	71	Damon Moore	6-5	285	So.	Birmingham, Ala./Clay-Chalkville
	60	Ja'Qualen Lumpkin	6-2	305	Fr.	Thomaston, Ga./Upson-Lee HS
LG	62	Keshawn Jennings	6-1	280	Jr.	Marietta, Ga./South Cobb HS
	50	Kaleb Robinson	6-3	280	Sr.	Lexington, Miss./Copiah Lincoln CC
C	78	Innis Claud, V	6-0	290	Sr.	Albany, Ga./Buford HS
	64	Jakob Welch	6-3	290	Jr.	Winona, Miss./Notheast Miss. CC
RG	59	Tristan Moseley	6-4	310	Sr.	Cleveland, Miss./Copiah-Lincoln CC
	65	Jason Judge	6-5	325	Sr.	Jackson, Miss./Copiah-Lincoln CC
RT	73	Nicolas Melsop	6-7	305	Jr.	Columbus, Ohio/Lake Erie
	76	Jacob Gragg	6-3	300	Jr.	Tuscaloosa, Ala./Northside
XR	12	Corintheus Edmonds	6-2	195	Sr.	Hampton, Ga./Lovejoy HS
	84	Calvin Lockett	6-2	190	So.	Largo, Fla./Univ. of Iowa
HR	9	Todd Lee Battle	6-0	185	Jr.	Birmingham, Ala./Ramsay HS
	82	Robbie Evans	5-8	190	Jr.	Boynton Bch., Fla./Calvary Christ.
YR	1	Dohnte Meyers	5-10	175	Sr.	Duluth, Ga./Presbyterian College
	88	Vincent Wilkerson	6-2	205	Sr.	Milwaukee, Wisc./College of DuPage
ZR	81	Oakley Coleman	6-4	180	So.	Mobile, Ala./McGill-Toolen HS
	80	Jaylen Green	6-0	175	So.	Norcross, Ga./Norcross HS
TE	16	Chancie Tidwell	6-1	230	Jr.	Jackson, Miss./Jones JC
	14	Adam Duncan	6-5	231	Jr.	Ft. Worth, Texas/Trinity Valley CC
	19	Katerian LeGrone	6-3	235	Fr.	Atlanta, Ga./Nebraska

DEFENSE

LE	37	Zane Samuel	6-3	220	Sr.	Tuscaloosa, Ala./Paul Bryant
	32	Zarrian Billings	6-1	220	Sr.	Florence, Ala./Florence HS
N	56	Stanley Talley	6-1	300	Sr.	Montgomery, Ala./Carver HS
	51	Tahj Perry	6-0	275	Sr.	College Park, Ga./Creekside HS
DT	47	Tim Williams, Jr.	6-4	245	So.	Greenville, Miss./NW Miss. CC
	57	Derrick Billings	6-3	23-	So.	Snellville, Ga./So. Gwinnett HS
BAN	0	Marvin Terry	6-2	220	Sr.	Dallas, Texas/Trinity Valley CC
	30	Dominique Killens	6-2	207	Sr.	Jacksonville, Fla./Trinity Christ. Acad.
MLB	33	Dante Williams	6-2	244	Jr.	Bossier City, La./Louisiana Tech
	35	Tamos Stevenson	5-11	220	Sr.	Goodman, Miss./Southwest Miss. CC
SLB	34	Manny Barber	6-4	235	Jr.	Chicago, Ill./Jones JC
	38	Adrian Hill	6-0	190	Jr.	Hoover, Ala./Hoover HS
D	10	Jaquan Henderson	6-0	215	Sr.	Grand Prairie, Texas/So. Grand Prairie HS
	13	Bernard Thomas	6-2	213	Jr.	Starkville, Miss./Miss. Gulf Coast CC
LC	6	Junior Faulk	6-1	200	Sr.	Jayess, Miss./SW Miss. CC
	23	Sirvares Snow	5-10	170	Sr.	Newton, Miss./Pearl River CC
R	3	Sherrod Paige	6-2	195	Jr.	Tampa, Fla./Northern Arizona Univ.
	4	Tim Hall	6-0	185	Jr.	St. Louis, Mo./Missouri Western
FS	20	Ty Woods	5-10	175	Sr.	Birmingham, Ala./Pinson Valley HS
	24	Lamarques Thomas	6-0	180	Sr.	Jackson, Miss./Univ. of Louisville
RC	8	Dayreke Snow	6-1	195	Sr.	Newton, Miss./Pearl River CC
	21	Patrick Lee	5-10	185	R-Fr.	Baton Rouge, La./Broadmore Sr. HS

SPECIAL TEAMS

K	40	Connor Martelli	6-0	170	Fr.	Castle Rock, Colo./Douglas Co. HS
	39	Parker Burleson	5-11	180	So.	Mathiston, Miss./East Webster HS
P	39	Parker Burleson	5-11	180	So.	Mathiston, Miss./East Webster HS
	40	Connor Martelli	6-0	170	Fr.	Castle Rock, Colo./Douglas Co. HS
LS	46	Jack Dunphy	5-10	210	So.	Benton, La./Benton HS
H	18	Cole Kirk	6-1	179	So.	Selmer, Tenn./McNairy Central HS
	82	Robbie Evans	5-8	190	Fr.	Boynton Beach, Fla./Calvary Christian
KR	22	Kory Gainwell	5-8	180	Fr.	Benton, Miss./Univ. of Memphis
	1	Dohnte Meyers	5-10	175	Sr.	Duluth, Ga./Presbyterian College
PR	1	Dohnte Meyers	5-10	175	Sr.	Duluth, Ga./Presbyterian College
	82	Robbie Evans	5-8	190	Fr.	Boynton Beach, Fla./Calvary Christian

DANTE WILLIAMS 33

6-2 | 244 | SR. | BOSSIER CITY, LA.

► Two-year starter at linebacker for the Statesmen after transferring from Louisiana Tech. In 2018, Williams played in all 10 games for the Statesmen, making six starts. He recorded a career-high 50 tackles with 7.0 tackles-for-loss and 1.0 sack. Tied his career-high of eight tackles versus North Greenville and West Alabama while tallying seven stops, including a tackle-for-loss against Shorter.



DELTA STATE UNIVERSITY NUMERICAL ROSTER

#	NAME	POS	HT	WT	CL	HOMETOWN	PREVIOUS SCHOOL
0	Marvin Terry	LB	6-2	220	Gr.	Dallas, Texas	Trinity Valley CC
1	Dohnte Meyers	WR	5-10	175	Sr.	Duluth, Ga.	Presbyterian College
2	Rico Owens II	RB	5-10	213	Gr.	Greenwood, Miss.	Copiah Lincoln CC
3	Sherrad Paige	DB	6-2	195	Jr.	Tampa, Fla.	Northern Arizona University
4	Tim Hall	DB	6-0	185	Gr.	St. Louis, Mo.	Missouri Western State
5	Deion Dampier	RB	5-10	212	R-Sr.	Pinola, Miss.	Copiah-Lincoln CC
6	Junior Faulk	DB	6-1	200	Gr.	Jayess, Miss.	Southwest Mississippi CC
7	Patrick Shegog	QB	5-11	185	R-Jr.	Batesville, Miss.	South Panola HS
8	Dayreke Snow	DB	6-1	195	Gr.	Newton, Miss.	Mississippi Gulf Coast CC
9	Todd Lee Battle	WR	6-0	185	Jr.	Birmingham, Ala.	Ramsay HS
10	Jaquan Henderson	DB	6-1	211	Sr.	Covington, Ga.	Georgia Tech
11	Tyler Kennedy	WR	5-10	185	Jr.	Moreno Valley, Calif.	Southern Mississippi
12	Corintheus Edmonds	WR	6-2	195	Sr.	Hampton, Ga.	Lovejoy HS
13	Bernard Thomas	DB	6-2	213	Jr.	Starkville, Miss.	Mississippi Gulf Coast CC
14	Adam Duncan	TE	6-5	231	Jr.	Fort Worth, Texas	Trinity Valley CC
15	Nick Felice	QB	6-4	200	Fr.	Lithia, Fla.	Plant City HS
16	Chancie Tidwell	TE	6-1	230	Jr.	Jackson, Miss.	Jones College
17	John Boyd	DB	6-2	220	Sr.	Atlanta, Ga.	Clemson University
18	Cole Kirk	QB	6-1	179	So.	Selmer, Tenn.	McNairy Central HS
19	Katerian LeGrone	TE	6-3	235	Fr.	Atlanta, Ga.	Nebraska
20	Ty Woods	DB	5-10	175	R-Sr.	Birmingham, Ala.	Pinson Valley HS
21	Patrick Lee Jr.	DB	5-10	185	Rf.	Baton Rouge, La.	Broadmoor Senior HS
22	Kory Gainwell	RB	5-8	180	Fr.	Benton, Miss.	University of Memphis
23	Sirvares Snow	DB	5-10	170	Sr.	Newton, Miss.	Pearl River CC
24	Lamarques Thomas	DB	6-0	180	Sr.	Jackson, Miss.	University of Louisville
25	Joseph Stone III	DB	5-7	175	Gr.	Holly Springs, Miss.	Holly Springs HS
26	Ty Goldsmith	DB	5-10	175	R-Jr.	Hoover, Ala.	Hoover HS
27	Brandon Williams	DB	5-10	190	R-So.	Lafayette, La.	Delhi HS
28	Jamarcus Ellison	RB	5-9	185	R-Sr.	Birmingham, Ala.	Ramsay HS
29	Jaylan Wilson	DB	6-0	190	Sr.	Bay St. Louis, Miss.	Pearl River CC
30	Dominique Killens Jr.	LB	6-2	207	R-Sr.	Jacksonville, Fla.	Trinity Christian Academy
31	BJ Jones	DB	6-2	190	Fr.	Citronelle, Ala.	Citronelle HS
32	Chris Sehring	LB	6-3	215	R-So.	Baton Rouge, La.	St. Michael the Archangel HS
33	Dante Williams	LB	6-2	255	Gr.	Bossier City, La.	Louisiana Tech
34	Emanuel Barber	LB	6-1	250	Gr.	Chicago, Ill.	Jones JC
35	Tamos Stevenson	LB	5-11	220	Sr.	Goodman, Miss.	Southwest Mississippi CC
36	John Valesco	LB	6-2	235	Gr.	Miami, Fla.	East Mississippi CC
37	Zane Samuel	DL	6-3	220	Gr.	Tuscaloosa, Ala.	Paul Bryant HS
38	Adrian Hill	LB	6-0	190	R-Jr.	Hoover, Ala.	Hoover HS
39	Parker Burleson	PK	5-11	180	So.	Mathiston, Miss.	East Webster HS
40	Connor Mantelli	K/P	6-0	170	Fr.	Castle Rock, Colo.	Douglas Country HS
41	Jarred Singleton	RB	5-7	185	Jr.	Farmerville, La.	Union Parish HS
42	Zarrian Billings	DL	6-1	220	Sr.	Florence, Ala.	Florence HS
43	Davontre Henderson	LB	6-0	215	Sr.	Grand Prairie, Texas	South Grand Prairie HS
44	Anthony Echols	LB	6-1	200	R-So.	Benton, La.	Benton HS
45	Drew Swatzell	LB	5-9	200	R-So.	Huntsville, Ala.	Huntsville HS
46	Jack Dunphy	LS	5-10	210	R-So.	Vestavia Hills, Ala.	Ellsworth CC
47	Tim Williams Jr.	DL	6-4	245	R-Sr.	Greenville, Miss.	Northwest Miss. CC
48	T.J. Butler	WR	5-7	180	So.	Chicago, Ill.	Dwight D. Eisenhower HS
49	Stanley Harrison	DL	6-4	230	Gr.	Immokalee, Fla.	Newberry College
50	Kaleb Robinson	OL	6-3	280	Sr.	Lexington, Miss.	Copiah-Lincoln CC
51	Tahj Perry	DL	6-0	275	Sr.	College Park, Ga.	Creekside HS
52	John Tate	LS	5-10	200	Sr.	Kosciusko, Miss.	Hinds CC

ALPHABETICAL ROSTER

#	NAME	POS
34	Emanuel Barber	LB
9	Todd Lee Battle	WR
57	Derrick Billings	DL
42	Zarrian Billings	DL
17	John Boyd	DB
39	Parker Burleson	PK
48	T.J. Butler	WR
78	Innis Claud V	OL
63	Zach Cleveland	OL
81	Oakley Coleman	WR
5	Deion Dampier	RB
14	Adam Duncan	TE
46	Jack Dunphy	LS
44	Anthony Echols	LB
12	Corintheus Edmonds	WR
28	Jamarcus Ellison	RB
82	Robbie Evans	WR
6	Junior Faulk	DB
15	Nick Felice	QB
22	Kory Gainwell	RB
26	Ty Goldsmith	DB
76	Jacob Gragg	OL
80	Jaylen Green	WR
4	Tim Hall	DB
49	Stanley Harrison	DL
58	Jaylen Heffner	LB
43	Davontre Henderson	LB
10	Jaquan Henderson	DB
87	Torrey Hendrix	WR
38	Adrian Hill	LB
62	Keshawn Jennings	OL
31	BJ Jones	DB
65	Jason Judge	OL
11	Tyler Kennedy	WR
30	Dominique Killens Jr.	LB
18	Cole Kirk	QB
21	Patrick Lee Jr.	DB
19	Katerian LeGrone	TE
84	Calvin Lockett	WR
60	Ja'Qualan Lumpkin	OL
40	Connor Mantelli	K/P
73	Nicolas Melsop	OL
1	Dohnte Meyers	WR
53	Ervin Mincey	DL
71	Damon Moore	OL
59	Tristan Moseley	OL
2	Rico Owens II	RB
3	Sherrad Paige	DB
51	Tahj Perry	DL
50	Kaleb Robinson	OL
37	Zane Samuel	DL
66	Gabe Schweitzer	OL
32	Chris Sehring	LB



#	NAME	POS	HT	WT	CL	HOMETOWN	PREVIOUS SCHOOL
53	Ervin Mincey	DL	6-0	232	Sr.	Lyons, Ga.	Holmes CC
54	Demetrius Swilley	DL	5-9	270	Jr.	Hazlehurst, Miss.	Copiah-Lincoln CC
56	Stanley Talley	DL	6-1	300	R-Sr.	Montgomery, Ala.	Carver HS
57	Derrick Billings	DL	6-3	230	So.	Snellville, Ga.	South Gwinnett HS
58	Jaylen Heffner	LB	6-3	230	So.	Sardis, Miss.	Hinds CC
59	Tristan Moseley	OL	6-4	310	Gr.	Cleveland, Miss.	Copiah-Lincoln CC
60	Ja'Qualan Lumpkin	OL	6-2	305	Fr.	Thomaston, Ga.	Upson-Lee HS
62	Keshawn Jennings	OL	6-1	282	Jr.	Marietta, Ga.	South Cobb HS
63	Zach Cleveland	OL	6-6	270	Fr.	Albany, Ga.	Lee County HS
64	Jakob Welch	OL	6-3	290	Jr.	Winona, Miss.	Northeast Miss. CC
65	Jason Judge	OL	6-5	325	Sr.	Jackson, Miss.	Copiah-Lincoln CC
66	Gabe Schweitzer	OL	6-3	290	So.	Calera, Ala.	Calera HS
68	George Walker	OL	6-3	270	Fr.	Lithia Springs, Ga.	South Cobb HS
71	Damon Moore	OL	6-5	285	Sr.	Birmingham, Ala.	Clay-Chalkville HS
73	Nicolas Melsop	OL	6-7	305	R-Sr.	Columbus, Ohio	Lake Erie College
76	Jacob Gragg	OL	6-3	300	Gr.	Tuscaloosa, Ala.	Northside HS
78	Innis Claud V	OL	6-2	290	Gr.	Albany, Ga.	Buford HS
80	Jaylen Green	WR	6-0	175	So.	Norcross, Ga.	Norcross HS
81	Oakley Coleman	WR	6-4	180	R-So.	Mobile, Ala.	McGill-Toolen Catholic HS
82	Robbie Evans	WR	5-8	190	R-Jr.	Boynton Bch, Fla.	Calvary Christian Academy
83	Tremell Withrow	WR	5-10	175	So.	Gretna, La.	West Jefferson HS
84	Calvin Lockett	WR	6-2	190	So.	Largo, Fla.	University of Iowa
87	Torrey Hendrix	WR	5-8	170	Sr.	Birmingham, Ala.	Mississippi Gulf Coast CC
88	Vincent Wilkerson	WR	6-2	205	Gr.	Milwaukee, Wisc.	College of DuPage

7	Patrick Shegog	QB
41	Jarred Singleton	RB
8	Dayreke Snow	DB
23	Sirvares Snow	DB
35	Tamos Stevenson	LB
25	Joseph Stone III	DB
45	Drew Swatzell	LB
54	Demetrius Swilley	DL
56	Stanley Talley	DL
52	John Tate	LS
0	Marvin Terry	LB
13	Bernard Thomas	DB
24	Lamarques Thomas	DB
16	Chancie Tidwell	TE
36	John Valesco	LB
68	George Walker	OL
64	Jakob Welch	OL
88	Vincent Wilkerson	WR
47	Tim Williams Jr.	DL
27	Brandon Williams	DB
33	Dante Williams	LB
29	Jaylan Wilson	DB
83	Tremell Withrow	WR
20	Ty Woods	DB


► For a complete roster, including redshirts and squad members, please visit GoStatesmen.com. ► Only members of the "Active" roster have been assigned a number.

Assistant COACHES & SUPPORT PERSONNEL



KELVIN GREEN

Defensive Coordinator
Clemson (2009)
Seventh Year



JONATHAN FLETCHER

Offensive Coordinator/OL
Knox (2011)
Seventh Year



TYLER HASTY

Quarterbacks
Knox (2011)
Seventh Year



GEOFF TERRY

Secondary
Buffalo (2001)
First Year



CHRIS WEST

Defensive Line
Valdosta State (2016)
First Year



MARCUS WINDHAM

Wide Receivers
Southwest Baptist (2014)
First Year



TRISTIAN SPEER

Running Backs
Delta State (2021)
Second Year



BLAKE CRANDALL

Linebackers
Southern Mississippi (2017)
First Year




MARK HATCHER

Defensive Backs
Coastal Carolina (2017)
First Year



ASHLY SALOMONSKY

Offensive Line
North Alabama (2017)
First Year



SAM RAYBURN

Defensive Line
Univ. of Mississippi (2019)
First Year



JAY THOMASON

Life Skills/FCA
Fourth Year




FRED SINGTON

Coord. Sports Information
Troy (1992)
Thirteenth Year



CODY CLARK

Coord. Athletic Communications
Delta State (2017)
Fourth Year



PHILIP TANG

Assistant/Communications
Union (2013)
Eighth Year



RYAN ZIMMERMAN

Assistant/Communications
California-Berkeley (2020)
First Year



KEENAN DAVIS

Assistant Communications
Delta State (2020)
First Year



ABBY HAVARD

Asst. AD/Sports Medicine
Southern Miss. (2010)
Eighth Year



ANDREW HAIER

Sports Medicine Grant Coord.
Massachusetts College (2017)
Fourth Year



KATHERIN KRATZER

Asst. Director/Sports Medicine
Troy University (2021)
First Year



KEVIN RODRIGUEZ

Head Strength & Conditioning
TAMU-Kingsville (2016)
Third Year



MITCHELL HULSE

Asst. Strength & Conditioning
First Year



SIANNA DeCARLI

Asst. Strength & Conditioning
First Year



CHRIS WEATHERLY

Asst. Strength & Conditioning
First Year




PARKER FIELD @ McCOOL STADIUM

- ▶ One of the Gulf South Conference's oldest and most historic venues, Travis E. Parker Field at Horace L. McCool Stadium has served as the home of the Statesmen since it opened in 1970. Delta State has enjoyed tremendous success at Parker-McCool under its last four coaches, posting an impressive 85-31 record.
- ▶ Formerly known as Delta Field and Travis E. Parker Field, the 8,500 seat stadium was completed in time for the 1970 season. In 1984, the field was renamed to honor former Mississippi Institutions of Higher Learning Board of Trustees member, Travis E. Parker, a tireless supporter of Delta State University and Delta area communities.
- ▶ In 2007, DSU honored long-time coach and administrator Horace McCool by naming the stadium in his honor. McCool was 76-48-3 in 14 seasons as head coach of the Statesmen and was instrumental in running the Department of Athletics as Director of Athletics. During his time as AD, McCool helped revive Lady Statesmen basketball, which blossomed into a national power under the legendary Margaret Wade.
- ▶ The current facility replaced the "old" Delta Field, which is located between Sillers Coliseum and the Hugh Ellis Walker Alumni-Foundation House on the Delta State campus. The Statesmen have enjoyed a 252-126-15 mark at home.
- ▶ The two-level press facility includes booths for radio, film, coaches, and working press, as well as to a snack kitchen and restroom. The press box is completely enclosed, with the exception of the second-level film deck, and is climate controlled for year-round comfort and convenience.
- ▶ Parker-McCool has gone through several recent renovations, including the installation of artificial turf in the summer of 2014, a press box revitalization project in May of 2013, and the addition of a new scoreboard/video board in the fall of 2008. Past additions have included the chairback seats in 1993 and the creation of a picnic area in the southwest corner of Parker Field in 2001.
- ▶ In the summer of 2014, Delta State began construction on a new visitor's concession stand and bathroom on the southeast corner of Parker-McCool.
- ▶ In his first season as head coach of the Statesmen, coach Todd Cooley led Delta State to a perfect 4-0 record at Parker-McCool. The Nashville, Arkansas native is the first head coach since Ron Roberts to go undefeated at home in his first season at DSU.
- ▶ Delta State has an 8-2 (.800) record in NCAA Division II postseason play.
- ▶ The Statesmen went 2-0 at Parker-McCool in the 2000 NCAA playoffs en route to the national championship. DSU defeated Valdosta State (49-12) and North Dakota State (34-16) at home with road wins over Catawba (20-14) and Bloomsburg (63-34) in the NCAA title game.
- ▶ Trevar Deed set a DSU postseason record with 16 receptions for 203 yards and four touchdowns in a 55-34 loss to North Alabama in the second round of the 2008 NCAA Division II playoffs at Parker-McCool.
- ▶ In DSU's 45-7 victory over Shaw University in the first round of the 2007 NCAA playoffs, senior linebacker and Harlon Hill finalist Michael Eubanks set a new NCAA DII single-game sack record with five versus the Hawks.

PARKER FIELD-McCOOL STADIUM TOP 10 CROWDS

OPPONENT	DATE	ATTENDANCE	RESULT
North Alabama	9-18-04	9,023	W, 28-21
North Alabama	9-22-12	8,943	L, 12-20
Central State	9-27-14	8,765	W, 72-8
KY Wesleyan	9-19-15	8,551	W, 51-18
West Alabama	11-5-11	8,522	W, 36-34
Florida Tech	9-28-13	8,012	W, 52-31
West Alabama	10-7-17	7,856	L, 29-26
Quachita Baptist	10-1-11	7,755	W, 45-14
Mississippi Valley St.	9-8-01	7,635	W, 25-3
Henderson State	9-25-10	7,333	W, 41-37



Travis E. Parker
Delta native, IHL trustee



Horace L. McCool
Fmr. HC & A.D.

STATESMEN AT PARKER-McCOOL

▶ Since 2001, DSU has 20 games of 7,000+ at home

YEAR	W	L	T	NOTES
1970	3	1	1	
1971	2	2	0	
1972	4	1	0	
1973	4	2	0	
1974	5	0	0	
1975	2	2	0	
1976	2	2	1	
1977	2	3	0	
1978	3	2	0	
1979	2	3	0	
1980	3	3	0	
1981	1	3	0	
1982	3	3	0	
1983	2	2	0	
1984	3	1	1	
1985	3	2	1	
1986	2	2	1	
1987	3	2	0	
1988	2	2	1	
1989	3	1	0	
1990	2	2	0	
1991	2	3	0	
1992	1	2	1	
1993	2	3	0	
1994	3	1	1	
1995	3	2	0	
1996	3	1	0	
1997	0	5	0	
1998	4	0	0	0-1 NCAA Playoffs
1999	3	1	0	
2000	6	0	0	2-0 NCAA Playoffs
2001	3	3	0	
2002	3	1	0	
2003	4	2	0	
2004	3	1	0	
2005	4	1	0	
2006	5	1	0	
2007	4	0	0	
2008	6	1	0	1-1 NCAA Playoffs
2009	4	0	0	
2010	6	2	0	2-0 NCAA Playoffs
2011	7	0	0	2-0 NCAA Playoffs
2012	1	4	0	
2013	4	0	0	
2014	5	1	0	0-1 NCAA Playoffs
2015	3	4	0	
2016	2	4	0	
2017	4	2	0	
2018	2	3	0	
2019	4	1	0	
2021	2	0	0	
Overall	160	90	8	8-3 NCAA playoffs

NCAA PLAYOFF GAMES AT PARKER-McCOOL

YEAR	OPPONENT	RESULT	SCORE
1998	Fort Valley State (1st)	L	14-21
2000	Valdosta State (1st)	W	49-12
2000	North Dakota State (Semis.)	W	34-16
2007	Shaw (1st)	W	45-7
2008	Tusculum (2nd)	W	27-19
2008	North Alabama (Qtrs.)	L	34-55
2010	North Alabama (1st)	W	47-24
2010	Shepherd (Semis.)	W	29-17
2011	North Alabama (2nd)	W	42-14
2011	North Greenville (Qtrs.)	W	28-23
2014	West Georgia (2nd)	L	27-37
Total Games (11)		8-3	



RECORD VERSUS ALL OPPONENTS

SCHOOL	W	L	T	PF	PA
Abilene Christian University	0	1	0	28	34
Alabama, University of	0	1	0	0	89
Albany State University	2	0	0	68	7
Arkansas College	1	0	0	46	0
*Arkansas-Monticello	28	5	0	1057	441
Gulf South	13	2	0	516	239
Arkansas State	4	4	1	167	131
*Arkansas Tech	12	7	0	530	444
Gulf South	9	6	0	399	325
Austin Peay State	2	2	0	83	79
Belhaven College	1	0	0	55	18
Bethel College	7	4	1	274	100
Bloomburg (PA) University	1	0	0	63	34
Bowie State	1	0	0	45	35
Catawba	1	0	0	24	14
Centenary College	1	0	0	63	0
*Central Arkansas	5	11	1	326	402
Gulf South	2	6	0	156	225
Central State (Ohio)	1	0	0	72	8
Chowan (N.C.)	1	0	0	42	13
Cleveland Independents	1	0	0	6	0
College of the Ozarks	1	0	0	47	0
Concordia-College	2	0	0	150	6
Cumberland University	2	1	0	84	48
East Central Oklahoma	2	0	0	43	19
Eastern Illinois	1	1	0	50	27
Elizabeth City State	3	0	0	71	38
Elon College	0	1	0	21	24
Evansville College	0	1	0	6	19
Florida State	0	1	0	0	32
*Florida Tech	4	3	0	247	213
Gulf South	4	3	0	247	213
Fort Benning (Ga.)	1	0	0	20	3
Fort Valley State	3	2	0	168	79
Freed-Hardeman (Tenn)	0	1	0	0	7
Grand Valley State	0	3	0	64	98
Greenville Independents	0	1	0	0	21
*Harding University	10	1	1	445	257
Gulf South	8	1	0	365	186
*Henderson State	20	4	1	705	402
Gulf South	12	3	1	438	274
Hendrix College	0	3	0	12	30
Hinds Junior College	2	0	0	28	7
Holmes Junior College	2	0	0	51	19
Illinois-Chicago Circle	1	0	0	84	0
Indianapolis	0	1	0	18	33
Jackson State	1	1	0	44	45
*Jacksonville State	8	22	1	537	732
Gulf South	2	18	1	344	588
Kentucky Wesleyan	2	0	0	101	47
Lambuth University	6	6	0	216	154
Liberty Baptist	2	0	0	47	21
Louisiana College	8	8	2	214	212
Louisiana Tech	0	3	0	7	80
Memphis Naval Air Station	1	0	0	75	6
Memphis (e)	4	9	1	98	195
Merchant Marine Academy	1	0	0	19	0
McKendree	1	0	0	45	17
McNeese State	0	1	0	27	52
Middle Tennessee State	1	2	0	31	33
Millsaps College	5	10	0	136	280
Millsaps Freshmen	0	1	0	6	27
Minnesota-Duluth	0	1	0	17	20
*Mississippi College	22	16	2	728	641
Gulf South	16	12	1	542	501
Mississippi College "B"	0	0	1	0	0
Miss. College Freshmen	0	1	0	6	18
Mississippi Delta JC	5	4	1	112	115
Mississippi State	0	1	0	0	39
Mississippi Valley State	4	1	0	155	68

SCHOOL	W	L	T	PF	PA
Murray State	3	3	2	97	123
*Nicholls State	5	3	1	169	132
Gulf South	4	2	1	144	84
*North Alabama	26	34	1	1211	1376
Gulf South	23	32	1	813	1099
North Carolina Central	1	0	0	24	17
North Dakota	0	1	0	19	28
North Dakota State	1	1	0	47	32
*North Greenville	3	1	0	115	86
Gulf South	2	1	0	54	42
Northeast Louisiana	8	12	0	237	373
Northwest Junior College	10	1	0	405	38
*Northwestern State	2	14	0	156	397
Gulf South	2	1	0	66	25
Ole Miss Freshmen	0	2	0	2	20
*Ouachita Baptist	18	4	0	519	319
Gulf South	7	2	0	228	165
Parsons (Iowa) College	0	1	0	18	19
Pittsburg State	1	1	0	67	80
Quantico (Va.) Marines	0	2	0	16	30
Rhodes College	0	1	0	0	32
Rhodes Freshmen	3	0	0	47	0
Ruleville Independents	0	1	0	2	12
Sam Houston State University	0	1	0	31	38
Samford University	4	7	0	173	192
Shaw	1	0	0	45	7
Shepherd University	1	0	0	29	17
*Shorter University	7	1	0	316	141
Gulf South	7	1	0	316	141
Southeast Missouri	23	4	1	645	341
*Southeastern Louisiana	5	8	0	147	273
Gulf South	3	4	0	74	115
Southeastern Oklahoma State	1	1	0	27	31
Southern Illinois University	1	0	0	24	16
Southern Mississippi	3	10	1	131	340
*Southern Arkansas	17	7	0	531	323
Gulf South	9	4	0	202	186
Southwest Baptist	1	0	0	20	0
Southwest Missouri State	1	1	0	73	34
Southwest Texas State	0	1	0	10	17
Southwestern Louisiana	1	4	0	68	91
Spring Hill College (Ala.)	1	0	0	12	7
Stephen F. Austin State Univ.	2	5	0	86	178
Tampa, University of	3	4	0	148	172
Tarleton State University	3	1	0	123	131
Tennessee-Martin JC	1	3	0	46	71
*Tennessee-Martin, Univ. of	22	13	0	728	533
Gulf South	12	8	0	435	337
Texas-Arlington	0	1	0	8	19
Texas A&M-Commerce	3	4	0	186	198
Texas A&M-Kingsville	0	1	0	17	28
Texas State	0	1	0	25	32
*Troy State (Ala.)	19	21	0	649	720
Gulf South	7	13	0	316	474
Tupelo Military Institute	0	1	0	6	13
Tusculum	2	0	0	51	29
Union (Tenn.) University	1	4	0	43	74
*Valdosta State (Ga.)	20	18	1	1,000	1,233
Gulf South	20	17	1	1,000	1,233
*West Alabama	36	27	3	1,716	1,274
Gulf South	26	19	2	1,215	1,010
West Chester (Pa.) State	0	1	0	28	31
*West Florida	2	2	0	97	144
Gulf South	2	2	0	97	144
*West Georgia	20	14	0	1045	745
Gulf South	19	13	0	1,015	707
West Virginia Tech	1	0	0	61	0
Western Kentucky	1	4	0	57	135
William Carey (MS) College	0	1	0	7	19

LEGEND: Bold denotes 2018 opponents | * Denotes current Gulf South members | +Denotes former GSC members

LAST TIME IT HAPPENED

AS OF SEPTEMBER 13, 2021

STATISTIC	PLAYER/OPPONENT
100 Yards Rushing:	154, Breck Ruddick vs. West Georgia, Nov. 9, 2019
150 Yards Rushing:	154, Breck Ruddick vs. West Georgia, Nov. 9, 2019
200 Yards Rushing:	210, Chris Robinson vs. Florida Tech, Nov. 11, 2017
300 Yards Rushing:	316, Greg Walker vs. West Alabama, Oct. 23, 1996
20 Rushing Attempts:	21, Deion Dampier vs. Florida Tech, Sept. 21, 2019
30 Rushing Attempts:	31, Chris Robinson @ Bowie State, Nov. 18, 2017
40 Rushing Attempts:	42, Greg Walker @ West Alabama, Oct. 23, 1993
Three Rushing Touchdowns:	3, Chris Robinson at Bowie State, Nov. 18, 2017
Four Rushing Touchdowns:	4, Chris Robinson vs. Florida Tech, Nov. 11, 2017
Five Rushing Touchdowns:	5, Chris Robinson vs. West Florida, Oct. 15, 2016
70-Yard Run:	73, Ric Owens, II @ North Greenville, Sept. 28, 201
80-Yard Run:	81, Trevar Deed @ North Alabama, Oct. 15, 2009
90-Yard Run:	90, Rico Owens, II @ Shorter, Nov. 2, 201
Two Players Rushing For 100 Yards:	144, Chris Robinson @ Bowie State, Nov. 18, 2017
	164, Breck Ruddick @ Bowie State, Nov. 18, 2017
300 Yards Passing:	319, Patrick Shegog vs. Shorter, Oct. 25, 2018
350 Yards Passing:	382, Tyler Sullivan at West Alabama, Oct. 8, 2016
400 Yards Passing:	491, Tyler Cameron vs. West Alabama, Oct. 24, 2015
500 Yards Passing:	502, Tyler Sullivan @ Valdosta State, Sept. 20, 2014
20 Pass Completions:	26, Breck Ruddick @ Shorter, Nov. 2, 201
30 Pass Completions:	30, Breck Ruddick @ North Greenville, Sept. 28, 2019
40 Pass Completions:	40, Breck Ruddick vs. Valdosta State, Oct. 12, 2019
30 Pass Attempts:	33, Patrick Shegog vs. McKendree Univ., Sept. 11, 2021
40 Pass Attempts:	44, Patrick Shegog vs. North Greenville, Sept. 22, 2018
50 Pass Attempts:	52, Tyler Sullivan vs. Florida Tech, Oct. 3, 2015
60 Pass Attempts:	64, Tyler Sullivan @ Valdosta State, Sept. 20, 2014
70 Pass Attempts:	73, Tyler Sullivan @ West Georgia, Oct. 18, 2014
Four Touchdown Passes:	4, Tyler Sullivan @ West Alabama, Oct. 8, 2016
Five Touchdown Passes:	5, Tyler Sullivan vs. Valdosta State, Nov. 7, 2015
Three Interceptions Thrown:	3, Breck Ruddick @ North Alabama, Oct. 28, 2017
Four Interceptions Thrown:	4, Garrett DeWitt @ West Alabama, Oct. 10, 2009
300 Yards Total Offense:	359 vs. Valdosta State, Oct. 12, 2019
400 Yards Total Offense:	473 vs. McKendree Univ., Sept. 11, 2021
500 Yards Total Offense:	509 vs. Bethel, Sept. 2, 2021
600 Yards Total Offense:	614 vs. West Alabama, Oct. 24, 2015
700 Yards Total Offense:	711, @ Lambuth, Nov. 13, 2010
100 Yards Receiving:	110, Dohnte Meyers vs. McKendree Univ., Sept. 11, 2021
150 Yards Receiving:	175, Chris Robinson at West Alabama, Oct. 8, 2016
200 Yards Receiving:	203, Trevar Deed vs. North Alabama, Nov. 29, 2008
Back-to-Back Games With 100 Yards Receiving:	Chris Robinson 175 @ West Alabama, Oct. 8, 2016
	100 vs. West Florida, Oct. 15, 2016
Three Players with 100 Yards Receiving:	Delta State vs. West Alabama, Oct. 24, 2015
10 Receptions:	12, Casey Osborne @ West Georgia, Oct. 18, 2014

STATISTIC	PLAYER/OPPONENT
70-Yard Reception:	74, Leon Green vs. Shorter, Oct. 25, 2018
80-Yard Reception:	80, Ricky Hunt vs. Concordia, Nov. 8, 2014
90-Yard Reception:	93, James Grubbs vs. West Alabama, Sep. 15, 2001
150 All-Purpose Yards:	190, Chris Robinson @ Bowie State, Nov. 18, 2017
200 All-Purpose Yards:	227, Chris Robinson @ North Greenville, Nov. 4, 2017
250 All-Purpose Yards:	373, Trevar Deed vs. West Georgia, Nov. 7, 2009
300 All-Purpose Yards:	373, Trevar Deed vs. West Georgia, Nov. 7, 2009
350 All-Purpose Yards:	373, Trevar Deed vs. West Georgia, Nov. 7, 2009
100+ Kickoff Return Yards:	112, Ladarion Peterson vs. North Alabama, Oct. 28, 2017
Three Touchdowns Receiving:	3, Casey Osborne @ Fort Valley State, Sept. 6, 2014
Four Touchdowns Receiving:	4, Trevar Deed vs. North Alabama, Nov. 29, 2008
Rushing TD & Receiving TD:	Chris Robinson @ North Greenville, Nov. 4, 2017
Kickoff Return For Touchdown:	Ladarion Peterson at West Alabama, Oct. 8, 2016
Rushing TD, Receiving TD, & Kickoff Return For TD:	Jeremy Ricks vs. West Georgia, Oct. 27, 2007
Punt Return For TD:	Darren Gardenhire, 35 yards vs. Shorter, Oct. 25, 2018
10 Tackles:	12, Dante Williams vs. McKendree Univ., Sept. 11, 2021
Two Sacks:	2, Marvin Terry vs. West Georgia, Nov. 9, 2019
Three Sacks:	3, Tim Williams vs. Bethel, Sept. 2, 2021
Five Sacks:	5, Ovenson Cledanord vs. Chowan, Sep. 9, 2017
Multiple Interceptions:	2, Sherrod Paige vs. Bethel, Sept. 2, 2021
Interception Returned For TD:	Darren Gardenhire, 74 yards vs. Shorter, Oct. 25, 2018
Interception & Fumble Recovery:	Decory McGee vs. Mississippi College, Sept. 29, 2016
Two Forced Fumbles:	4, Ovenson Cledanord vs. Chowan, Sep. 9, 2017
Two Fumble Recoveries:	2, Jamel Dennis & Keijne Thomas @ Shorter University, Oct. 10, 2015
Fumble Return For TD:	Fumble Return For TD: Marvin Terry (8 yards) vs. West Georgia, Nov. 9, 2019
Blocked FG:	Kevin White @ West Florida, Oct. 14, 2017
Blocked FG For TD:	Kevin White/Johnquavious McBride @ West Florida, Oct. 14, 2017
Fake Punt for TD:	Kelon Wilson (55 yards) vs. North Greenville, Sept. 22, 2018
Blocked Punt:	Vincent Wilderson vs. McKendree Univ., Sept. 11, 2021
Blocked Punt For TD:	Zane Samuel vs. West Georgia, Sept. 10, 2016
Blocked PAT:	Quantarius Boone @ Tarleton State, Aug. 30, 2018
Safety:	Team Safety vs. vs. Shorter, Oct. 25, 2018
40-Yard FG:	42, Taylor Crabtree vs. North Greenville, Sept. 22, 2018
45-Yard FG:	47, Taylor Crabtree vs. Grand Valley State, Sept. 8, 2018
50-Yard FG:	52, Billy Dorgan @ Central Arkansas, Oct. 28, 2000
Three FGs:	3, Vince Sciorrotta, West Alabama, Oct. 7, 2017
Four FGs:	5, Taylor Crabtree vs. Florida Tech, Sept. 21, 2019
Five FGs:	5, Taylor Crabtree vs. Florida Tech, Sept. 21, 2019
Game-Winning Field Goal:	38 yards, Taylor Crabtree 5, Taylor Crabtree vs. Florida Tech, Sept. 21, 2019
60-Yard Punt:	65 yards, Cody Mills vs. West Florida, Sept. 29, 2018
70-Yard Punt:	76, Cody Mills @ Tarleton State, Aug. 30, 2018

LOOKING FOR THE RECORD BOOK?

- Delta State University Athletic Communications produces an extensive record book detailing the history and tradition of Statesman Football. The **2021 Statesman Record Book** is available online at **GoStatesmen.com** inside the "Other Links" section under Football.





GAME ONE

Sept. 2, 2021 | Cleveland, Miss.
Attendance: 3,567

BETHEL (TN)	14
DELTA STATE	48

SCORE BY QUARTERS	1	2	3	4	SCORE
Bethel (TN) University	0	7	7	0	14
Delta State	20	14	7	7	48

SCORING SUMMARY

1st	13:22	DSU	Rico Owens II 6 yd run (Connor Mantelli kick), 2-23 0:28, BETHELTN 0 - DSU 7
	11:00	DSU	Dohnite Meyers 36 yd pass from Patrick Shegog (Connor Mantelli kick failed), 4-52 1:11, BETHELTN 0 - DSU 13
	04:35	DSU	Deion Dampier 28 yd pass from Patrick Shegog (Connor Mantelli kick), 5-80 2:26, BETHELTN 0 - DSU 20
2nd	14:50	DSU	Adam Duncan 38 yd pass from Patrick Shegog (Connor Mantelli kick), 7-63 2:56, BETHELTN 0 - DSU 27
	12:24	DSU	Rico Owens II 33 yd run (Connor Mantelli kick), 3-37 1:13, BETHELTN 0 - DSU 34
	04:18	BU	Dieuly Aristilde 35 yd pass from Nolan Chowbay (Luis Morales kick), 6-49 3:21, BETHELTN 7 - DSU 34
3rd	04:38	DSU	Deion Dampier 30 yd pass from Cole Kirk (Connor Mantelli kick), 3-43 0:41, BETHELTN 7 - DSU 41
	00:33	BU	Quashawn Ford 10 yd pass from Nolan Chowbay (Luis Morales kick), 3-37 0:54, BETHELTN 14 - DSU 41
4th	05:30	DSU	Kory Gainwell 20 yd run (Connor Mantelli kick), 6-62 2:51, BETHELTN 14 - DSU 48

TEAM STATS	BETHEL	DSU
FIRST DOWNS	16	24
RUSHES-YARDS (NET)	34-65	39-191
PASSING YDS (NET)	291	318
Passes Att-Comp-Int	34-18-4	34-27-1
TOTAL OFFENSE PLAYS-YARDS	68-356	67-509
Fumble Returns-Yards	2-9	1-33
Punt Returns-Yards	1-18	4-30
Kickoff Returns-Yards	3-52	3-113
Interception Returns-Yards	1-27	4-25
Punts (Number-Avg)	6-31.3	3-51.3
Fumbles-Lost	3-3	3-3
Penalties-Yards	5-42	6-58
Possession Time	29:33	30:27
Third-Down Conversions	2 of 14	5 of 12
Fourth-Down Conversions	1 of 2	0 of 0
Red-Zone Scores-Chances	1-2	2-6
Sacks By: Number-Yards	0-0	6-39

RUSHING: BETHEL-Kegan Huddleston 6-23; Damian Johnson 6-15; James Dixon 1-15; Davius Prather 2-13; DeOntay Tate 3-13; Ray Quan Wilson 1-4; Dieuly Aristilde 1-0; Anthony Hughes 2-minus 2; Nolan Chowbay 12-minus 16. **DELTA STATE**-Rico Owens II 8-85; Jamarcus Ellison 7-64; Kory Gainwell 8-37; Jarred Singleton 3-12; Cole Kirk 1-6; Deion Dampier 4-minus 2; TEAM 2-minus 11.

PASSING: BETHEL-Nolan Chowbay 18-34-4-291. **DELTA STATE**-Patrick Shegog 16-19-1-196; Cole Kirk 11-15-0-122.

RECEIVING: BETHEL-Dieuly Aristilde 7-123; James Dixon 3-75; DeOntay Tate 2-20; Quashawn Ford 2-14; Damian Johnson 1-29; Davius Prather 1-21; Avant Burrus 1-10; Kegan Huddleston 1-minus 1. **DELTA STATE**-Dohnite Meyers 5-85; Deion Dampier 5-63; Corinthus Edmonds 4-37; Todd Lee Battle 3-35; Adam Duncan 2-39; Robbie Evans 2-19; Jaylen Green 2-5; Oakley Coleman 1-17; Tyler Kennedy 1-8; Kory Gainwell 1-7; Calvin Lockett 1-3.

INTERCEPTIONS: BETHEL-Jalen Harris 1-27. **DELTA STATE**-Sherrad Paige 2-0; Ty Woods 1-25; Junior Faulk 1-0.

FUMBLES: BETHEL-Nolan Chowbay 1-1; Dieuly Aristilde 1-1; DeOntay Tate 1-1. **DELTA STATE**-Dohnite Meyers 1-1; Kory Gainwell 1-1; Robbie Evans 1-1.

SACKS (UA-A): BETHEL-None. **DELTA STATE**-Tim Williams Jr 3-0; Zane Samuel 0-1; Marvin Terry 1-0; Adrian Hill 1-0; Ervon Mincey 1-0.

TACKLES (UA-A): BETHEL-Jakobe Griffin 5-2; Vonte Bates 4-3; Jalen Harris 5-1; Darian Burns 3-3; Devious Christmon 5-0; Dee Hines 4-1; Jacob Hamer 3-1; Jared Gentry 3-0; Brody Franks 3-0; Jaylen Moore 2-1; Mike Malone 1-2; Andrew Welch 0-3; Will Secker 2-0; Afiz Bhadrans 2-0; Tim Hamilton 2-0; Cameron McKinney 2-0; Rico Smith 1-1; Xavier King 0-2; Tolando McCaa 1-0; Keyshawn Reynolds 1-0; Corey White 1-0; Keyshawn Brummett 1-0; Jacious Clark 1-0; Kegan Huddleston 1-0; Austin Brock 1-0.

DELTA STATE-Sherrad Paige 6-1; Ty Woods 4-2; Adrian Hill 5-0; Tim Williams Jr 4-0; John Valesco 3-1; Marvin Terry 3-1; Jaylan Wilson 3-0; Emanuel Barber 3-0; Patrick Lee Jr. 2-1; Tamos Stevenson 1-2; Dente Williams 1-2; John Boyd 2-0; Junior Faulk 2-0; Tim Hall 2-0; Stanley Harrison 2-0; Lemarques Thomas 1-1; Patrick Shegog 1-0; Sirvares Snow 1-0; Devontre Henderson 1-0; Ervon Mincey 1-0; Ty Goldsmith 1-0; Robbie Evans 1-0; Brandon Williams 1-0; Dominique Killens Jr 1-0; Jaquan Henderson 1-0; Zane Samuel 0-1.



GAME TWO

Sept. 11, 2021 | Cleveland, Miss.
Attendance: 6,789

MCKENDREE	17
DELTA STATE	45

SCORE BY QUARTERS	1	2	3	4	SCORE
McKendree University	10	7	0	0	17
Delta State	7	14	10	14	45

SCORING SUMMARY

1st	11:16	MCK	Kastl, R. 43 yd field goal, 8-37 2:40, MCK 3 - DSU 0
	07:31	MCK	Bachman, J. 17 yd pass from Pullen, T. (Kastl, R. kick), 6-83 2:46, MCK 10 - DSU 0
	03:59	DSU	Patrick Shegog 1 yd run (Connor Mantelli kick), 8-69 3:24, MCK 10 - DSU 7
2nd	13:01	MCK	Pullen, T. 23 yd run (Kastl, R. kick), 5-36 1:51, MCK 17 - DSU 7
	04:58	DSU	Tyler Kennedy 10 yd pass from Patrick Shegog (Connor Mantelli kick), 3-61 0:41, MCK 17 - DSU 14
	01:44	DSU	Dohnite Meyers 65 yd pass from Patrick Shegog (Connor Mantelli kick), 1-65 0:11, MCK 17 - DSU 21
3rd	13:08	DSU	Rico Owens II 15 yd pass from Patrick Shegog (Connor Mantelli kick), 3-49 0:49, MCK 17 - DSU 28
	04:01	DSU	Connor Mantelli 20 yd field goal, 12-65 4:00, MCK 17 - DSU 31
4th	12:51	DSU	Patrick Shegog 13 yd run (Connor Mantelli kick), 6-41 1:17, MCK 17 - DSU 38
	09:17	DSU	Kory Gainwell 7 yd run (Connor Mantelli kick), 5-37 1:09, MCK 17 - DSU 45

TEAM STATS	MCKENDREE	DSU
FIRST DOWNS	15	21
RUSHES-YARDS (NET)	41-181	39-201
PASSING YDS (NET)	128	272
Passes Att-Comp-Int	37-14-1	35-16-1
TOTAL OFFENSE PLAYS-YARDS	78-309	74-473
Fumble Returns-Yards	1-4	0-0
Punt Returns-Yards	1-0	6-35
Kickoff Returns-Yards	4-67	3-83
Interception Returns-Yards	1-70	1-2
Punts (Number-Avg)	11-35.8	5-43.2
Fumbles-Lost	2-1	3-3
Penalties-Yards	10-100	2-20
Possession Time	32:41	27:19
Third-Down Conversions	7 of 22	3 of 15
Fourth-Down Conversions	0 of 2	3 of 4
Red-Zone Scores-Chances	1-1	6-7
Sacks By: Number-Yards	0-0	1-5

RUSHING: MCKENDREE UNIVERSITY-Leflore, N. 4-63; Feldmann, B. 12-61; Franklin, J. 9-20; Pullen, T. 2-20; Fisher, C. 3-15; Middleton, T. 2-9; Hunsaker, R. 7-5; Bachman, J. 1-2; Oltean, E. 1-minus 14. **DELTA STATE**-Patrick Shegog 10-68; Rico Owens II 10-59; Jamarcus Ellison 5-28; Kory Gainwell 5-22; Deion Dampier 7-7; TEAM 2-minus 3.

PASSING: MCKENDREE-Pullen, T. 12-32-1-118; Oltean, E. 2-5-0-10. **DELTA STATE**-Patrick Shegog 16-33-1-272; Cole Kirk 0-2-0-0.

RECEIVING: MCKENDREE-Bachman, J. 4-31; Fisher, C. 2-10; Kennedy, J. 1-23; Leflore, N. 1-17; Feldmann, B. 1-15; Sprycha, J. 1-11; Franklin, J. 1-7; Siever, T. 1-6; Towns, S. 1-4; Griffin, D. 1-4. **DELTA STATE**-Dohnite Meyers 4-110; Tyler Kennedy 2-61; Todd Lee Battle 2-34; Calvin Lockett 2-24; Deion Dampier 2-22; Adam Duncan 2-8; Rico Owens II 1-15; Jaylen Green 1-minus 2.

INTERCEPTIONS: MCKENDREE-Garrett, K. 1-30. **DELTA STATE**-Jaquan Henderson 1-2.

FUMBLES: MCKENDREE-Nolan Chowbay 1-1; Dieuly Aristilde 1-1; DeOntay Tate 1-1. **DELTA STATE**-Dohnite Meyers 1-1; Kory Gainwell 1-1; Robbie Evans 1-1.

SACKS (UA-A): MCKENDREE-Oltean, E. 1-1; Garrett, K. 1-0. **DELTA STATE**-Dohnite Meyers 2-2; Todd Lee Battle 1-1.

TACKLES (UA-A): MCKENDREE-Tucker, M. 12-4; Spraggins, K. 3-3; Perkins, D. 5-0; Houston, S. 4-1; King, I. 2-3; Crooks, D. 3-0; Hughes, A. 2-1; Johnson, J. 2-1; Stephens, D. 2-0; Young, E. 2-0; Pisoni, T. 1-1; Wilson, B. 1-1; Deboef, D. 1-1; Amponsah, S. 0-2; Richter, B. 1-0; Pisoni, L. 1-0; Oshana, A. 1-0; Crump, D. 1-0; Myles, D. 1-0; Dilger, C. 1-0; Holmes, J. 1-0; Wilson, Br. 1-0; Middleton, T. 1-0; Bachman, J. 1-0; Garrett, K. 1-0; Ward, I. 0-1.

DELTA STATE-Dante Williams 7-5; Marvin Terry 5-0; Lemarques Thomas 3-2; Dayreke Snow 4-0; Jaquan Henderson 4-0; Ty Woods 4-0; Sherrad Paige 3-1; Dominique Killens 3-1; Patrick Lee Jr 3-1; Stanley Harrison 2-1; Ty Goldsmith 2-1; Tim Williams Jr 0-3; Jaylan Wilson 2-0; Junior Faulk 2-0; Joseph Stone III 1-1; Stanley Talley 1-1; Tamos Stevenson 1-1; Demetrius Swilley 0-2; Zarrian Billings 1-0; Anthony Echols 1-0; Adrian Hill 1-0; Zane Samuel 1-0; John Valesco 1-0; Ervin Mincey 1-0; Brandon Williams 1-0; John Boyd 1-0; Jaylen Green 1-0; Tim Hall 1-0; Bernard Thomas 1-0; Dohnite Meyers 1-0.



GAME THREE

Sept. 18, 2021 | Carrollton, Ga.
Attendance:

FLORIDA TECH	
DELTA STATE	



2021 STATESMEN FOOTBALL
Delta State Overall Team Statistics (as of Sep 15, 2021)
All games



Team Statistics	DSU	OPP
SCORING	93	31
Points Per Game	46.5	15.5
Points Off Turnovers	35	21
FIRST DOWNS	45	31
Rushing	19	12
Passing	22	16
Penalty	4	3
RUSHING YARDAGE	392	246
Yards gained rushing	447	327
Yards lost rushing	55	81
Rushing Attempts	72	75
Average Per Rush	5.4	3.3
Average Per Game	196.0	123.0
TDs Rushing	6	1
PASSING YARDAGE	590	419
Comp-Att-Int	43-69-2	32-71-5
Average Per Pass	8.6	5.9
Average Per Catch	13.7	13.1
Average Per Game	295.0	209.5
TDs Passing	7	3
TOTAL OFFENSE	982	665
Total Plays	141	146
Average Per Play	7.0	4.6
Average Per Game	491.0	332.5
KICK RETURNS: #-Yards	6-196	7-119
PUNT RETURNS: #-Yards	10-65	2-18
INT RETURNS: #-Yards	5-27	2-57
KICK RETURN AVERAGE	32.7	17.0
PUNT RETURN AVERAGE	6.5	9.0
INT RETURN AVERAGE	5.4	28.5
FUMBLES-LOST	6-6	5-4
PENALTIES-Yards	8-78	15-142
Average Per Game	39.0	71.0
PUNTS-Yards	8-370	17-582
Average Per Punt	46.2	34.2
Net punt average	44.0	29.2
KICKOFFS-Yards	15-848	7-394
Average Per Kick	56.5	56.3
Net kick average	36.9	28.3
TIME OF POSSESSION/Game	28:53	31:07
3RD-DOWN Conversions	8/27	9/36
3rd-Down Pct	30%	25%
4TH-DOWN Conversions	3/4	1/4
4th-Down Pct	75%	25%
SACKS BY-Yards	7-44	0-0
MISC YARDS	0	10
TOUCHDOWNS SCORED	13	4
FIELD GOALS-ATTEMPTS	1-4	1-1
ON-SIDE KICKS	0-0	0-0
RED-ZONE SCORES	(8-13) 62%	(2-3) 67%
RED-ZONE TOUCHDOWNS	(7-13) 54%	(2-3) 67%
PAT-ATTEMPTS	(12-13) 92%	(4-4) 100%
ATTENDANCE	10356	0
Games/Avg Per Game	2/5178	0/0
Neutral Site Games		0/0

Score by Quarters	1st	2nd	3rd	4th	OT	Total
Delta State	27	28	17	21	0	93
Opponents	10	14	7	0	0	31



2021 STATESMEN FOOTBALL
Delta State Overall Individual Statistics (as of Sep 15, 2021)
All games



Rushing	g	att	gain	loss	net	avg	td	lg	avg/g
Rico Owens II	2	18	158	14	144	8.0	2	36	72.0
Patrick Shegog	2	10	88	0	88	8.8	2	32	44.0
Jamarcus Ellison	1	7	65	1	64	9.1	0	41	64.0
Kory Gainwell	2	13	74	15	59	4.5	2	20	29.5
Jamarcus Ellison	1	5	28	0	28	5.6	0	13	28.0
Jarred Singleton	1	3	12	0	12	4.0	0	9	12.0
Cole Kirk	2	1	6	0	6	6.0	0	6	3.0
Deion Dampier	2	11	16	11	5	0.5	0	7	2.5
TEAM	2	4	0	14	-14	-3.5	0	0	-7.0
Total	2	72	447	55	392	5.4	6	41	196.0
Opponents	2	75	327	81	246	3.3	1	61	123.0

Passing	g	effic	comp	att	in	pct	yds	td	lg	avg/g
Patrick Shegog	2	167.52	32	52	2	61.5	468	6	65	234.0
Cole Kirk	2	144.40	11	17	0	64.7	122	1	30	61.0
Total	2	161.83	43	69	2	62.3	590	7	65	295.0
Opponents	2	94.50	32	71	5	45.1	419	3	38	209.5

Receiving	g	no.	yds	avg	td	lg	avg/g
Dohnte Meyers	2	9	195	21.7	2	65	97.5
Deion Dampier	2	7	85	12.1	2	30	42.5
Todd Lee Battle	2	5	69	13.8	0	34	34.5
Adam Duncan	2	4	47	11.8	1	38	23.5
Corintheus Edmon	2	4	37	9.2	0	16	18.5
Tyler Kennedy	2	3	69	23.0	1	51	34.5
Calvin Lockett	2	3	27	9.0	0	23	13.5
Jaylen Green	2	3	3	1.0	0	3	1.5
Robbie Evans	2	2	19	9.5	0	11	9.5
Oakley Coleman	2	1	17	17.0	0	17	8.5
Rico Owens II	2	1	15	15.0	1	15	7.5
Kory Gainwell	2	1	7	7.0	0	7	3.5
Total	2	43	590	13.7	7	65	295.0
Opponents	2	32	419	13.1	3	38	209.5

Punt Returns	no.	yds	avg	td	lg
Dohnte Meyers	4	13	3.2	0	12
Robbie Evans	4	34	8.5	0	15
Dayreke Snow	1	9	9.0	0	9
John Boyd	1	9	9.0	0	0
Total	10	65	6.5	0	15
Opponents	2	18	9.0	0	18

Interceptions	no.	yds	avg	td	lg
Sherrod Paige	2	0	0.0	0	0
Junior Faulk	1	0	0.0	0	0
Ty Woods	1	25	25.0	0	25
Jaquan Henderson	1	2	2.0	0	2
Total	5	27	5.4	0	25
Opponents	2	57	28.5	0	27

Kick Returns	no.	yds	avg	td	lg
Kory Gainwell	5	169	33.8	0	48
Robbie Evans	1	27	27.0	0	27
Total	6	196	32.7	0	48
Opponents	7	119	17.0	0	28

Fumble Returns	no.	yds	avg	td	lg
Ty Woods	1	33	33.0	0	33
Total	1	33	33.0	0	33
Opponents	3	-13	-4.3	0	1



2021 STATESMEN FOOTBALL

Delta State Overall Individual Statistics (as of Sep 15, 2021)

All games



Scoring	td	fg	PAT				dx	saf	pts
			kick	rush	rcv	pass			
Rico Owens II	3	-	-	-	-	-	-	-	18
Connor Mantelli	-	1-4	12-13	-	-	-	-	-	15
Patrick Shegog	2	-	-	-	-	-	-	-	12
Dohnte Meyers	2	-	-	-	-	-	-	-	12
Deion Dampier	2	-	-	-	-	-	-	-	12
Kory Gainwell	2	-	-	-	-	-	-	-	12
Tyler Kennedy	1	-	-	-	-	-	-	-	6
Adam Duncan	1	-	-	-	-	-	-	-	6
Total	13	1-4	12-13	-	-	-	-	-	93
Opponents	4	1-1	4-4	-	-	-	-	-	31

Total Offense	g	plays	rush	pass	total	avg/g
Patrick Shegog	2	62	88	468	556	278.0
Rico Owens II	2	18	144	0	144	72.0
Cole Kirk	2	18	6	122	128	64.0
Jamarcus Ellison	1	7	64	0	64	64.0
Kory Gainwell	2	13	59	0	59	29.5
Jamarcus Ellison	1	5	28	0	28	28.0
Jarred Singleton	1	3	12	0	12	12.0
Deion Dampier	2	11	5	0	5	2.5
TEAM	2	4	-14	0	-14	-7.0
Total	2	141	392	590	982	491.0
Opponents	2	146	246	419	665	332.5

Field Goals	fg	pct.	01-19	20-29	30-39	40-49	50-99	lg	blk
Connor Mantelli	1-4	25.0	0-0	1-2	0-1	0-1	0-0	20	1
FG Sequence	Delta State				Opponents				
BETHEL TN	34,24,43				-				
McKendree Univ	(20)				(43)				

Punting	no.	yds	avg	lg	tb	fc	i20	50+	blk
Parker Burleson	8	370	46.2	59	0	3	6	2	0
Total	8	370	46.2	59	0	3	6	2	0
Opponents	17	582	34.2	51	1	5	2	1	2
Kickoffs	no.	yds	avg	tb	ob	retn	net	ydIn	
Parker Burleson	15	848	56.5	7	1				
Total	15	848	56.5	7	1	17.0	36.9	28	
Opponents	7	394	56.3	0	1	32.7	28.3	36	

Numbers in (parentheses) indicate field goal was made.



2021 STATESMEN FOOTBALL
Delta State Overall Individual Statistics (as of Sep 15, 2021)
All games



All Purpose	g	rush	rcv	pr	kr	ir	total	avg/g
Kory Gainwell	2	59	7	0	169	0	235	117.5
Dohnte Meye	2	0	195	13	0	0	208	104.0
Rico Owens I	2	144	15	0	0	0	159	79.5
Deion Dampi	2	5	85	0	0	0	90	45.0
Patrick Sheg	2	88	0	0	0	0	88	44.0
Robbie Evan	2	0	19	34	27	0	80	40.0
Tyler Kenned	2	0	69	0	0	0	69	34.5
Todd Lee Bat	2	0	69	0	0	0	69	34.5
JamarcusEllis	1	64	0	0	0	0	64	64.0
Adam Dunca	2	0	47	0	0	0	47	23.5
Corintheus E	2	0	37	0	0	0	37	18.5
Jamarcus Elli	1	28	0	0	0	0	28	28.0
Calvin Locket	2	0	27	0	0	0	27	13.5
Ty Woods	2	0	0	0	0	25	25	12.5
Oakley Cole	2	0	17	0	0	0	17	8.5
JarredSinglet	1	12	0	0	0	0	12	12.0
Dayreke Sno	2	0	0	9	0	0	9	4.5
John Boyd	2	0	0	9	0	0	9	4.5
Cole Kirk	2	6	0	0	0	0	6	3.0
Jaylen Green	2	0	3	0	0	0	3	1.5
Jaquan Hend	2	0	0	0	0	2	2	1.0
TEAM	2	-14	0	0	0	0	-14	-7.0
Total	2	392	590	65	196	27	1270	635.0
Opponents	2	246	419	18	119	57	859	429.5



2021 STATESMEN FOOTBALL
Delta State Overall Defensive Statistics (as of Sep 15, 2021)
All games



##	Defensive Leaders	gp	Tackles				Sacks no-yds	Pass defense			Fumbles		blkd	
			ua	a	tot	tfl/yds		int-yds	brup	qbh	rcv-yds	ff	kick	saf
33	Dante Williams	2	8	7	15	2.0-6	1.0-5	1	.	.
3	Sherrod Paige	2	9	2	11	.	.	2-0	1
20	Ty Woods	2	8	2	10	1.0-1	.	1-25	1	.	1-33	1	.	.
0	Marvin Terry	2	8	1	9	2.0-10	1.0-7	.	1	2
21	Patrick Lee Jr	2	5	2	7	1.0-1
24	Lemarques Thomas	2	4	3	7	.	.	.	1
47	Tim Williams Jr	2	4	3	7	3.0-27	3.0-27	.	1
38	Adrian Hill	2	6	.	6	1.0-3	1.0-3	.	1
10	Jaquan Henderson	2	5	.	5	1.0-6	.	1-2
30	Dominique Killens	2	4	1	5	1
36	John Valesco	2	4	1	5	1.0-1	1-0	.	.	.
49	Stanley Harrison	2	4	1	5	2.0-3
35	Tamos Stevenson	2	2	3	5
29	Jaylan Wilson	2	5	.	5	1.0-2	.	.	1
6	Junior Faulk	2	4	.	4	2.0-8	.	1-0	2
8	Dayreke Snow	2	4	.	4	.	.	.	2
26	Ty Goldsmith	2	3	1	4
17	John Boyd	2	3	.	3	1	.
34	Emanuel Barber	2	3	.	3	1.0-1	.	.	.	2	2-0	1	.	.
4	Tim Hall	2	3	.	3
27	Brandon Williams	2	2	.	2
56	Stanley Talley	2	1	1	2
54	Demetrius Swilley	2	.	2	2
53	Ervin Mincey	2	2	.	2	2.0-6	1.0-2	1	.	.
37	Zane Samuel	2	1	1	2	.	0.5-0
25	Joseph Stone III	1	1	1	2
1	Dohnnte Meyers	2	1	.	1	1	.	.
80	Jaylen Green	2	1	.	1
23	Sirvares Snow	2	1	.	1	.	.	.	2
7	Patrick Shegog	2	1	.	1
44	Anthony Echols	2	1	.	1
43	Devontre Henderson	2	1	.	1
42	Zarrian Billings	2	1	.	1
82	Robbie Evans	2	1	.	1
13	Bernard Thomas	1	1	.	1
57	Derrick Billings	2	1
88	Vincent Wilkerson	2	1	.
55	Jaylon Guy	1	1
Total		2	112	32	144	20-75	7-44	5-27	14	6	4-33	5	2	.
Opponents		2	105	39	144	10-30	0-0	2-57	9	3	6--13	2	1	.



2021 STATESMEN FOOTBALL
Delta State Team Game-by-Game (as of Sep 15, 2021)
All games



TEAM STATISTICS

		Rushing				Receiving				Passing				Kick Returns				Punt Returns				tot		
Date	Opponent	no.	yds	td	lg	no.	yds	td	lg	cmp	att	int	yds	td	lg	no.	yds	td	lg	no.	yds	td	lg	off
Sep 02	BETHEL TN	33	191	3	41	27	318	4	38	27	34	1	318	4	38	3	113	0	48	4	30	0	12	509
Sep 11	MCKENDREE UNIVER	39	201	3	32	16	272	3	65	16	35	1	272	3	65	3	83	0	37	6	35	0	15	473
Delta State		72	392	6	41	43	590	7	65	43	69	2	590	7	65	6	196	0	48	10	65	0	15	982
		75	246	1	61	32	419	3	38	32	71	5	419	3	38	7	119	0	28	2	18	0	18	665

Games: 2 • Avg/rush: 5.4 • Avg/catch: 13.7 • Pass effic: 161.83 • KR avg: 32.7 • PR avg: 6.5 • All purpose avg/game: 635.0 • Total offense a

		Tackles				Sacks	Fumble		Pass Defense			blkd	PAT Attempts			off		
Date	Opponent	ua	a	total	tfl-yds	no-yds	ff	fr-yds	int-yds	qbh	brup	kick	kick	rush	rcv	saf	t/o	pts
Sep 0	BETHEL TN	53	12	65	11.0-48	6.0-39	3	3-33	4-25	0	2	1	6-7	0	0	0	28	48
Sep 1	MCKENDREE UNIV	59	20	79	9.0-27	1.0-5	2	1-0	1-2	6	12	1	6-6	0	0	0	7	45
Delta State		112	32	144	20.0-75	7.5-44	5	4-33	5-27	6	14	2	12-13	0	0	0	35	93
		105	39	144	10.0-30	0.0-0	2	6--13	2-57	3	9	1	4-4	0	0	0	21	31

		Punting										Field Goals			Kickoffs				
Date	Opponent	no.	yds	avg	long	blkd	tb	fc	50+	i20	md-att	long	blkd	no.	yds	avg	tb	ob	
Sep 0	BETHEL TN	3	154	51.3	59	0	0	0	1	2	0-3	0	1	7	448	64.0	4	0	
Sep 1	MCKENDREE UNIV	5	216	43.2	50	0	0	3	1	4	1-1	20	0	8	400	50.0	3	1	
Delta State		8	370	46.2	59	0	0	3	2	6	1-4	20	1	15	848	56.5	7	1	
		17	582	34.2	51	2	1	5	1	2	1-1	43	0	7	394	56.3	0	1	



2021 STATESMEN FOOTBALL

Delta State Opponent Game-by-Game (as of Sep 15, 2021)

All games



OPPONENT STATISTICS

		Rushing				Receiving				Passing				Kick Returns				Punt Returns				tot		
Date	Opponent	no.	yds	td	lg	no.	yds	td	lg	cmp	att	int	yds	td	lg	no.	yds	td	lg	no.	yds	td	lg	off
Sep 02	BETHEL TN	34	65	0	15	18	291	2	38	18	34	4	291	2	38	3	52	0	28	1	18	0	18	356
Sep 11	MCKENDREE UNIVER	41	181	1	61	14	128	1	23	14	37	1	128	1	23	4	67	0	18	1	0	0	0	309
Opponents		75	246	1	61	32	419	3	38	32	71	5	419	3	38	7	119	0	28	2	18	0	18	665
		72	392	6	41	43	590	7	65	43	69	2	590	7	65	6	196	0	48	10	65	0	15	982

Games: 2 • Avg/rush: 3.3 • Avg/catch: 13.1 • Pass effic: 94.50 • KR avg: 17.0 • PR avg: 9.0 • All purpose avg/game: 429.5 • Total offense av

		Tackles				Sacks	Fumble		Pass Defense			blkd	PAT Attempts			off		
Date	Opponent	ua	a	total	tfl-yds	no-yds	ff	fr-yds	int-yds	qbh	brup	kick	kick	rush	rcv	saf	t/o	pts
Sep 0	BETHEL TN	54	20	74	5.0-22	0.0-0	2	3--9	1-27	1	2	1	2-2	0	0	0	14	14
Sep 1	MCKENDREE UNIV	51	19	70	5.0-8	0.0-0	0	3--4	1-30	2	7	0	2-2	0	0	0	7	17
Opponents		105	39	144	10.0-30	0.0-0	2	6--13	2-57	3	9	1	4-4	0	0	0	21	31
		112	32	144	20.0-75	7.5-44	5	4-33	5-27	6	14	2	12-13	0	0	0	35	93

		Punting									Field Goals			Kickoffs				
Date	Opponent	no.	yds	avg	long	blkd	tb	fc	50+	i20	md-att	long	blkd	no.	yds	avg	tb	ob
Sep 0	BETHEL TN	6	188	31.3	51	1	0	1	1	1	0-0	0	0	3	161	53.7	0	0
Sep 1	MCKENDREE UNIV	11	394	35.8	46	1	1	4	0	1	1-1	43	0	4	233	58.2	0	1
Opponents		17	582	34.2	51	2	1	5	1	2	1-1	43	0	7	394	56.3	0	1
		8	370	46.2	59	0	0	3	2	6	1-4	20	1	15	848	56.5	7	1



2021 STATESMEN FOOTBALL
Delta State Game Superlatives (as of Sep 15, 2021)
All games



INDIVIDUAL GAME HIGHS

Rushes	10	Rico Owens II vs McKendree University (Sep 11, 2021)
	10	Patrick Shegog vs McKendree University (Sep 11, 2021)
Yards Rushing	88	Patrick Shegog vs McKendree University (Sep 11, 2021)
TD Rushes	2	Rico Owens II vs BETHEL TN (Sep 02, 2021)
	2	Patrick Shegog vs McKendree University (Sep 11, 2021)
Long Rush	41	Jamarcus Ellison vs BETHEL TN (Sep 02, 2021)
Pass attempts	33	Patrick Shegog vs McKendree University (Sep 11, 2021)
Pass completions	16	Patrick Shegog vs BETHEL TN (Sep 02, 2021)
	16	Patrick Shegog vs McKendree University (Sep 11, 2021)
Yards Passing	272	Patrick Shegog vs McKendree University (Sep 11, 2021)
TD Passes	3	Patrick Shegog vs BETHEL TN (Sep 02, 2021)
	3	Patrick Shegog vs McKendree University (Sep 11, 2021)
Long Pass	65	Patrick Shegog vs McKendree University (Sep 11, 2021)
Receptions	5	Dohnté Meyers vs BETHEL TN (Sep 02, 2021)
	5	Deion Dampier vs BETHEL TN (Sep 02, 2021)
Yards Receiving	110	Dohnté Meyers vs McKendree University (Sep 11, 2021)
TD Receptions	2	Deion Dampier vs BETHEL TN (Sep 02, 2021)
Long Reception	65	Dohnté Meyers vs McKendree University (Sep 11, 2021)
Field Goals	1	Connor Mantelli vs McKendree University (Sep 11, 2021)
Long Field Goal	20	Connor Mantelli vs McKendree University (Sep 11, 2021)
Punts	5	Parker Burleson vs McKendree University (Sep 11, 2021)
Punting Avg	51.3	Parker Burleson vs BETHEL TN (Sep 02, 2021)
Long Punt	59	Parker Burleson vs BETHEL TN (Sep 02, 2021)
Punts inside 20	4	Parker Burleson vs McKendree University (Sep 11, 2021)
Long Punt Return	15	Robbie Evans vs McKendree University (Sep 11, 2021)
Long Kickoff Return	48	Kory Gainwell vs BETHEL TN (Sep 02, 2021)
Tackles	12	Dante Williams vs McKendree University (Sep 11, 2021)
Sacks	3.0	Tim Williams Jr vs BETHEL TN (Sep 02, 2021)
Tackles For Loss	3.0	Tim Williams Jr vs BETHEL TN (Sep 02, 2021)
Interceptions	2	Sherrod Paige vs BETHEL TN (Sep 02, 2021)



2021 STATESMEN FOOTBALL
Delta State Game Superlatives (as of Sep 15, 2021)
All games



TEAM GAME HIGHS

Rushes	39	vs McKendree University (Sep 11, 2021)
Yards Rushing	201	vs McKendree University (Sep 11, 2021)
Yards Per Rush	5.8	vs BETHEL TN (Sep 02, 2021)
TD Rushes	3	vs BETHEL TN (Sep 02, 2021)
	3	vs McKendree University (Sep 11, 2021)
Pass attempts	35	vs McKendree University (Sep 11, 2021)
Pass completions	27	vs BETHEL TN (Sep 02, 2021)
Yards Passing	318	vs BETHEL TN (Sep 02, 2021)
Yards Per Pass	9.4	vs BETHEL TN (Sep 02, 2021)
TD Passes	4	vs BETHEL TN (Sep 02, 2021)
Total Plays	74	vs McKendree University (Sep 11, 2021)
Total Offense	509	vs BETHEL TN (Sep 02, 2021)
Yards Per Play	7.6	vs BETHEL TN (Sep 02, 2021)
Points	48	vs BETHEL TN (Sep 02, 2021)
Sacks By	6	vs BETHEL TN (Sep 02, 2021)
First Downs	24	vs BETHEL TN (Sep 02, 2021)
Penalties	6	vs BETHEL TN (Sep 02, 2021)
Penalty Yards	58	vs BETHEL TN (Sep 02, 2021)
Turnovers	4	vs BETHEL TN (Sep 02, 2021)
	4	vs McKendree University (Sep 11, 2021)
Interceptions By	4	vs BETHEL TN (Sep 02, 2021)
Punts	5	vs McKendree University (Sep 11, 2021)
Punting Avg	51.3	vs BETHEL TN (Sep 02, 2021)
Long Punt	59	vs BETHEL TN (Sep 02, 2021)
Punts inside 20	4	vs McKendree University (Sep 11, 2021)
Long Punt Return	15	vs McKendree University (Sep 11, 2021)



2021 STATESMEN FOOTBALL
Delta State Game Superlatives (as of Sep 15, 2021)
All games



OPPONENT INDIVIDUAL GAME HIGHS

Rushes	12	Nolan Chowbay, vs BETHEL TN (Sep 02, 2021)
	12	Feldmann, B., vs McKendree University (Sep 11, 2021)
Yards Rushing	63	Leflore, N., vs McKendree University (Sep 11, 2021)
TD Rushes	1	Pullen, T., vs McKendree University (Sep 11, 2021)
Long Rush	61	Leflore, N., vs McKendree University (Sep 11, 2021)
Pass attempts	34	Nolan Chowbay, vs BETHEL TN (Sep 02, 2021)
Pass completions	18	Nolan Chowbay, vs BETHEL TN (Sep 02, 2021)
Yards Passing	291	Nolan Chowbay, vs BETHEL TN (Sep 02, 2021)
TD Passes	2	Nolan Chowbay, vs BETHEL TN (Sep 02, 2021)
Long Pass	38	Nolan Chowbay, vs BETHEL TN (Sep 02, 2021)
Receptions	7	D. Aristilde, vs BETHEL TN (Sep 02, 2021)
Yards Receiving	123	D. Aristilde, vs BETHEL TN (Sep 02, 2021)
TD Receptions	1	D. Aristilde, vs BETHEL TN (Sep 02, 2021)
	1	Quashawn Ford, vs BETHEL TN (Sep 02, 2021)
	1	Bachman, J., vs McKendree University (Sep 11, 2021)
Long Reception	38	James Dixon, vs BETHEL TN (Sep 02, 2021)
Field Goals	1	Kastl, R., vs McKendree University (Sep 11, 2021)
Long Field Goal	43	Kastl, R., vs McKendree University (Sep 11, 2021)
Punts	10	Anckle, A., vs McKendree University (Sep 11, 2021)
Punting Avg	37.9	Anckle, A., vs McKendree University (Sep 11, 2021)
Long Punt	51	Caleb Hall, vs BETHEL TN (Sep 02, 2021)
Punts inside 20	1	Caleb Hall, vs BETHEL TN (Sep 02, 2021)
	1	Anckle, A., vs McKendree University (Sep 11, 2021)
Long Punt Return	18	Mike Malone, vs BETHEL TN (Sep 02, 2021)
Long Kickoff Return	28	Mike Malone, vs BETHEL TN (Sep 02, 2021)
Tackles	16	Tucker, M., vs McKendree University (Sep 11, 2021)
Tackles For Loss	2.0	Jakobe Griffin, vs BETHEL TN (Sep 02, 2021)
	2.0	Tucker, M., vs McKendree University (Sep 11, 2021)
Interceptions	1	Jalen Harris, vs BETHEL TN (Sep 02, 2021)
	1	Garrett, K., vs McKendree University (Sep 11, 2021)



2021 STATESMEN FOOTBALL
Delta State Game Superlatives (as of Sep 15, 2021)
All games



OPPONENT TEAM GAME HIGHS

Rushes	41	vs McKendree University (Sep 11, 2021)
Yards Rushing	181	vs McKendree University (Sep 11, 2021)
Yards Per Rush	4.4	vs McKendree University (Sep 11, 2021)
TD Rushes	1	vs McKendree University (Sep 11, 2021)
Pass attempts	37	vs McKendree University (Sep 11, 2021)
Pass completions	18	vs BETHEL TN (Sep 02, 2021)
Yards Passing	291	vs BETHEL TN (Sep 02, 2021)
Yards Per Pass	8.6	vs BETHEL TN (Sep 02, 2021)
TD Passes	2	vs BETHEL TN (Sep 02, 2021)
Total Plays	78	vs McKendree University (Sep 11, 2021)
Total Offense	356	vs BETHEL TN (Sep 02, 2021)
Yards Per Play	5.2	vs BETHEL TN (Sep 02, 2021)
Points	17	vs McKendree University (Sep 11, 2021)
First Downs	16	vs BETHEL TN (Sep 02, 2021)
Penalties	10	vs McKendree University (Sep 11, 2021)
Penalty Yards	100	vs McKendree University (Sep 11, 2021)
Turnovers	7	vs BETHEL TN (Sep 02, 2021)
Interceptions By	1	vs BETHEL TN (Sep 02, 2021)
	1	vs McKendree University (Sep 11, 2021)
Punts	11	vs McKendree University (Sep 11, 2021)
Punting Avg	35.8	vs McKendree University (Sep 11, 2021)
Long Punt	51	vs BETHEL TN (Sep 02, 2021)
Punts inside 20	1	vs BETHEL TN (Sep 02, 2021)
	1	vs McKendree University (Sep 11, 2021)
Long Punt Return	18	vs BETHEL TN (Sep 02, 2021)