

DELTA STATE

2021 STATESMEN FOOTBALL GAME NOTES

2000 NCAA NATIONAL CHAMPIONS | SEVEN GULF SOUTH CONFERENCE CHAMPIONS | FOUR NCAA REGIONAL TITLES | NINE NCAA PLAYOFF APPEARANCES

GAME 10 **MISSISSIPPI COLLEGE**
Nov. 6, 2021 • 2 p.m. | **SENIOR DAY**
Cleveland, Miss. | Parker Field-McCool Stadium

» GAME DAY INFORMATION

Location	Cleveland, Miss.
Kickoff	2 p.m.
Site	Parker Field-McCool Stadium
Capacity	8,000
Surface	Artificial Turf

» INSIDE THE SERIES

Meeting	41st
Series Record:	22-16-2
In Cleveland, Miss.	12-5-1
In Clinton, Miss.	10-11-1
Last Meeting	Nov. 16, 2019
Location	Robinson-Hale Stadium
Result	MC 37, DSU 13

» GET SOCIAL!

Official Twitter Account	@DSUStatesmen
Football Twitter Accounts	@DeltaStateFB @CoachToddCooley
Instagram Account	@DSUAthletics
Facebook Account	Facebook.com/DSUStatesmen
Hashtags	#DSUFamily #WhereChampionsPlay

» ON THE AIR

Radio	Statesmen Sports Network
Online (iOS Android)	GoStatesmen.com
Flagship Station	WMJW 107.5 FM Cleveland, Miss.
Play-by-Play	Cody Clark (2nd season)
Analyst/Producer	Philip Tang (7th season)
Sideline Reporter	Lane Quinton (10th season) Ryan Zimmerman (1st Season)

STATESMEN

4-5
OVERALL

2-4
GSC

NR

AFC A TOP 25

TODD COOLEY

HEAD COACH

47-37
OVERALL

8
SEASON



HERITAGE BELL CLASSIC

DELTA STATE

VS

MISSISSIPPI COLLEGE

NOV. 6, 2021 | 2 PM

PARKER FIELD - MCCOOL STADIUM
CLEVELAND, MISS.



CHOCTAWS

3-5
OVERALL

2-4
GSC

NR

AFC A TOP 25

JOHN BLAND

HEAD COACH

93-77
OVERALL

17
SEASON



#BEATMC WEEK: STATESMEN WELCOME CHOCTAWS FOR 41st HERITAGE BELL CLASSIC

- » **THE KICKOFF:** Delta State University (4-5, 2-4 GSC) plays host Mississippi College (3-5, 2-4 GSC) for the 41st Heritage Bell Classic on Sat., Nov. 6, 2021, at Parker Field-McCool Stadium at 2 p.m. The Statesmen are looking to win back the Bell Trophy after a 37-13 loss to the Choctaws in 2019 ended a seven-game stranglehold on the hardware.
- » **SENIORS LAST STAND:** Delta State University will honor 19 seniors who are playing their final home game in a Delta State uniform on Saturday against Mississippi College. This year's honorees are **Manny Barber (LB)**, **Innis Claud V (C)**, **Deion Dampier (RB)**, **Junior Faulk (DB)**, **Tim Hall (DB)**, **Jaquan Henderson (DB)**, **Tristan Moseley (OL)**, **Rico Owens II (RB)**, **Sherrod Paige (DB)**, **Zane Samuel (DL)**, **Dayreke Snow (DB)**, **Marvin Terry (LB)**, **Lamarques Thomas (DB)**, **John Valesco (LB)**, **Vincent Wilkerson (WR)**, **Dante Williams (LB)**, **Jacob Gragg (OL)**, **Kaleb Robinson (OL)** and **Joseph Stone III (DB)**.
- » **STATESMEN RALLY PAST SHORTER:** Deion Dampier's 91-yard run touchdown run with 7:16 left in the fourth quarter combined with a suffocating Statesmen defense helped the Statesmen claim a 14-13 win over Shorter University (2-7, 0-6 GSC) on Saturday afternoon at Parker Field-McCool Stadium. The Statesmen defense limited Shorter to 74 second-half yards and 156 total yards for the game while recording 5.5 sacks and 8 tackles for loss.
- » **THUNDER & LIGHTNING STRIKE:** Deion Dampier and Rico Owens II became the first duo to each amass 100-plus yards rushing since Breck Ruddick (164 yards) and Chris Robinson (144 against) accomplish the task against Bowie State in the NCAA DII Playoffs on Nov. 18, 2017. Dampier rushed for 152-yards on 15 carries and two touchdowns while Owens added 104 yards on 18 attempts against Shorter.
- » **GSC HONORS:** Quarterback **Cole Kirk** was named the GSC Freshman of the Week for the second straight week on Mon., Nov. 1, 2021. Coke Kirk completed 17-of-30 passes for 117 yards with a long of 15 yards.
- » **TERRY LEAVING A MARK:** Marvin Terry etched his name into the DSU and GSC record books, notching **4.0** sacks against Shorter University to tie for second on both lists. Terry has 9.0 sacks on the campaign and needs one sack to move into **6th** on the DSU single-season sack list and 2.5 sacks to tie for **5th** on the GSC single-season sack chart. The Dallas, Texas, product is currently tied for **6th** with **Clayton Mosley (2000-02)** career sacks and is 2.5 sacks from moving into **7th** in the GSC career sacks chart. Terry leads the GSC with 9.0 sacks and 1.0 sacks (**23rd NCAA**) per game.
- » **BLOCK PARTY:** Delta State blocked a Shorter PAT attempt in the first half that would prove to be critical as the Statesmen rallied for a 14-13 win last Saturday. The Statesmen have blocked a GSC-leading **five** kicks which also rank **9th** in the NCAA while their **three** blocked punts also lead the GSC and rank **5th** in the NCAA.
- » **DAMPIER ETCHES HIS NAME:** Deion Dampier's 91-yard touchdown run was the **4th** longest run in DSU history while propelling the Statesmen to a 14-13 win over Shorter last week. **Melvin Hemphill** (vs. Middle Tenn. State, 1937) and **Rico Owens, II** (at Shorter, Nov. 2, 2019) were tied for fourth on the list with 90 yard runs.

SCHEDULE & RESULTS



BETHEL UNIVERSITY
W | 48-14
FLOSPORTS



MCKENDREE (PP)
W | 45-17
FLOSPORTS



#18 @ WEST GEORGIA
L | 27-26
NOV. 13 | 12 PM (CT)



@ JACKSON STATE
L | 24-17
W.C. GORDEN CLASSIC



#1 WEST FLORIDA
L | 39-33
FLOSPORTS



@ #4 VALDOSTA STATE
L | 55-0
FLOSPORTS



NORTH GREENVILLE
L | 42-34 (2 OT)
FLOSPORTS



@ #15 WEST ALABAMA
W | 35-30
FLOSPORTS



SHORTER (HC)
W | 14-13
FLOSPORTS



MISSISSIPPI COLLEGE
11.6 | 2 PM
HERITAGE BELL CLASSIC



DELTA STATE FAST FACTS

Name of School	Delta State University
City/Zip	Cleveland, MS 38733
Founded	1924
Enrollment	3,832
Nickname	Statesmen
School Colors	Forest Green & White
Affiliation	NCAA Division II
Conference	Gulf South
President	William N. LaForge (Delta State, 1970)
Athletic Director	Ronnie Mayers (Delta State, 1972)

STADIUM INFORMATION

Home Field	Parker Field at McCool Stadium
Capacity	8,000
Surface	Hellas Artificial Turf
Record at Parker Field-McCool Stadium	156-90-8
NCAA Playoff Record at Parker-McCool	8-3

HISTORY

First Year of Football	1926
All-Time Record	480-405-23
GSC Championships	Seven/1998, 2000, 2007, 2008, 2010, 2011, 2014
NCAA National Championships	One/2000
No. of Years in NCAA Tournament	Nine
NCAA Postseason Record	15-8
All-Time Bowl/Post-Season Record	17-8
Last Post-Season Appearance	2017
Finish	1-1/L, 27-20 vs. West Alabama NCAA 2nd Round

TEAM INFORMATION

2019 Final Record	6-4
Gulf South Conference	5-3 Tied for 3rd
Final National Ranking	Not Ranked
Basic Offense	Spread Multiple
Basic Defense	4-3
Starters Returning/Lost	11/11
Offense	6/5
Defense	5/6
Specialty	0/3
Lettermen Returning/Lost	25/27

ONLINE: GOSTATESMEN.COM

GoStatesmen.com offers complete coverage of Delta State football each week online with a live in-game blog and live stats provided through SideArm Sports. GoStatesmen.com is also optimized for all devices.

PRINTING PARTNER: THE IMAGE SPECIALIST

Delta State University Athletics would like to thank their official printing partner, The Image Specialist! For more information on The Image Specialist, please visit SouthernDuplicating.com today.



WEEKLY SCHEDULE

MONDAY | OCT. 25

• 12 pm | Hey Coach @ Hey Joe's (Cleveland)
• 2 pm | Press
• PLAYERS OFF

TUESDAY | 26

• 3:45 pm | Practice

WEDNESDAY | 27

• 3:45 pm | Practice

THURSDAY | 28

• 3:45 pm | Practice

FRIDAY | 29

• WALK THROUGH

SATURDAY | 30

• 4 PM | SHORTER



SUNDAY | 31

• PLAYERS OFF

COACHING STAFF

Head Coach	Todd Cooley
Alma Mater/Year	Arkansas Tech/1999
Record at DSU/Years	47-37/8th
Career Collegiate Record	47-37/8th
NCAA Playoff Record	1-2
NCAA Playoff Appearances	2/2014, 2017
Football Office Phone	(662) 846-4300
Best Time To Reach	Mornings (9-11 a.m.)

ASSISTANT COACHES

Kelvin Green (Clemson, 2009)	Defensive Coordinator LB
Jonathan Fletcher (Knox, 2011)	Offensive Coordinator OL
Tyler Hasty (Guilford, 2011)	Assistant Coach Recruiting Coordinator QB
Christ West (Valdosta State, 2016)	Assistant Coach DL
Geoff Terry (Buffalo, 2001)	Assistant Coach DB
Marcus Windham (Southwest Baptist, 2014)	Assistant Coach RB
Tristan Speer (Delta State, 2021)	Assistant Coach RB
Mark Hatcher (Coastal Carolina, 2017)	Graduate Assistant DB
Ashly Salomonsky (North Alabama, 2016)	Graduate Assistant OL
Sam Rayburn (Univ. of Mississippi, 2019)	Graduate Assistant DL
Blake Crandall	Graduate Assistant LB
Jay Thomason	Life Skills Coach

ATHLETIC TRAINING

Abby Havard, ATC/LAT	Assistant AD for Sports Medicine
Andy Haier, ATC	Assistant Director
Katherine Kratzer, ATC	Assistant Director

EXTERNAL RELATIONS | ATHLETIC COMMUNICATIONS

Delta State University's **Office of External Relations** provides a full service public relations shop to members of the media. Game day services include credentials, statistics, photography, video clips (where available), and post-game access to coaches and student-athletes. The Office of Athletic Communications is located on the second floor of Chadwick-Dickson Fieldhouse adjacent to Parker Field-McCool Stadium.



FRED SINGTON



CODY CLARK



PHILIP TANG

Football Contact Fred Sington

E-Mail: fsington@deltastate.edu | Cell: (662) 588-6232

Secondary Contact Cody Clark

E-Mail: cclark@deltastate.edu | Cell: (843) 610-6007

Fiosports/Multimedia/SSN Producer Philip Tang

E-Mail: ptang@deltastate.edu | Cell: (731) 293-8344

Graduate Assistant Ryan Zimmerman

E-Mail: rzimmerman@deltastate.edu | Cell: (773) 484-8134

Graduate Assistant Keenan Davis

E-Mail: kdavis@deltastate.edu | Cell: (901) 619-4443

GULF SOUTH CONFERENCE STANDINGS

SCHOOL	CONF	CPCT.	OVERALL	PCT.	HOME	AWAY	NEUTRAL	STREAK
Valdosta State	5-0	1.000	8-0	1.000	5-0	3-0	0-0	W8
West Florida	4-1	0.800	7-1	0.875	2-1	5-0	0-0	W2
West Georgia	5-2	0.714	7-2	0.778	3-1	4-1	0-0	L1
West Alabama	4-2	0.667	6-2	0.750	1-2	5-0	0-0	W1
Delta State	2-4	0.333	4-5	0.444	3-2	1-3	0-0	W2
Mississippi College	2-4	0.333	3-5	0.375	1-5	2-0	0-0	L2
North Greenville	1-4	0.200	4-5	0.444	1-3	3-2	0-0	L2
Shorter	0-6	0.000	2-7	0.222	1-3	1-4	0-0	L6

SCHEDULE & RESULTS | WEEKLY AWARDS

SATURDAY, OCT. 30

West Alabama @ North Greenville	1:00 P.M.
Shorter @ Delta State (HC)	2:00 P.M.
West Florida @ Mississippi College	2:00 P.M.
West Georgia @ Valdosta State	6:00 P.M.

SATURDAY, NOV. 6

Ersine College @ Shorter	12:00 P.M.
West Florida @ West Alabama	1:00 P.M.
Mississippi College @ Delta State	2:00 P.M.
North Greenville @ Valdosta State	2:00 P.M.

SATURDAY, NOV. 13

Mississippi College @ West Alabama	1:00 P.M.
Delta State @ West Georgia	1:00 P.M.
Valdosta State @ West Florida	4:00 P.M.
Shorter @ North Greenville	6:00 P.M.

GSC OFFENSIVE PLAYER OF THE WEEK

WEEK 1	Austin Reed, West Florida
WEEK 2	Ivory Durham, Valdosta State / Rodney Coates, West Florida
WEEK 3	Demetrius Battle, West Alabama
WEEK 4	Dre Williams, North Greenville
WEEK 5	DeAnte' Smith-Moore, Mississippi College
WEEK 6	Seth McGill, Valdosta State
WEEK 7	Brian Saunders, Valdosta State / Terrill Cole, West Georgia
WEEK 8	Seth McGill, Valdosta State
WEEK 9	Ivory Durham, Valdosta State
WEEK 10	
WEEK 11	

GSC DEFENSIVE PLAYER OF THE WEEK

WEEK 1	Mondrell Jefferson Valdosta State
WEEK 2	Nick Moss, Valdosta State
WEEK 3	Trent Archie, West Florida
WEEK 4	Marvin Terry, Delta State
WEEK 5	Shea Campbell, UWF
WEEK 6	Nick Moss, VSU
WEEK 7	Mike Miller, West Georgia
WEEK 8	Sherrod Paige, Delta State
WEEK 9	Cory Roberts, Valdosta State
WEEK 10	
WEEK 11	

GSC SPECIAL TEAMS PLAYER OF THE WEEK

WEEK 1	Estin Thiele, Valdosta State
WEEK 2	Estin Thiele, Valdosta State
WEEK 3	Omar Cervantes, West Georgia
WEEK 4	Colin Kahru, North Greenville
WEEK 5	Colton Dunkel, UWA
WEEK 6	Estin Thiele, VSU
WEEK 7	Omar Cervantes, West Georgia
WEEK 8	Omar Cervantes, West Georgia
WEEK 9	Quan Harrison, West Georgia
WEEK 10	
WEEK 11	

GSC FRESHMAN OF THE WEEK

WEEK 1	Cody Gast, DE - West Georgia
WEEK 2	Kory Gainwell, Delta State
WEEK 3	Will Breland, West Florida
WEEK 4	Cole Swift, North Greenville
WEEK 5	Jared Smith, West Florida
WEEK 6	Will Breland, West Florida
WEEK 7	Colin Kahru, North Greenville
WEEK 8	Cole Kirk, Delta State
WEEK 9	Cole Kirk, Delta State
WEEK 10	
WEEK 11	

AMERICAN FOOTBALL COACHES ASSOCIATION

PRESEASON TOP 25 POLL | OCT. 11, 2021

#	SCHOOL (1ST VOTES)	W-L	PTS.	PREV.
1	Ferris St. (Mich.) (24)	8-0	744	1
2	Valdosta St. (Ga.) (6)	8-0	726	2
3	California (Pa.)	8-0	668	4
4	West Florida	7-1	649	5
5	Quachita Baptist (Ark.)	8-1	581	6
6	Northwest Missouri St.	7-1	565	8
7	Grand Valley St. (Mich.)	7-1	561	7
8	Notre Dame (Ohio)	8-1	509	9
9	Bentley (Mass.)	8-0	490	11
10	Harding (Ark.)	8-1	485	10
11	Shepherd (W.Va.)	8-1	440	12
12	West Georgia	7-2	411	3
13	Colorado School of Mines	8-1	396	14
14	Bowie St. (Md.)	8-1	377	13
15	Slippery Rock (Pa.)	8-1	356	15
16	Henderson St. (Ark.)	8-1	306	18
17	Augustana (S.D.)	8-1	293	19
18	Western Colorado	8-1	244	20
19	Kutztown (Pa.)	8-1	222	21
20	Frostburg St. (Md.)	8-1	159	23
21	Midwestern St. (Texas)	6-2	128	24
22	Albany St. (Ga.)	8-1	113	25
23	West Alabama	7-2	64	NR
24	New Haven (Conn.)	7-1	49	NR
25	Nebraska-Kearney	7-2	48	17

Receiving Votes: Wingate (N.C.), 39; Washburn (Kan.), 30; Minnesota-Duluth, 18; Colorado Mesa, 16; Pittsburg St. (Kan.), 13; Charleston (W.Va.), 8; Lenoir-Rhyne (N.C.), 8; Angelo St. (Texas), 7; Bemidji St. (Minn.), 7; Lindenwood (Mo.), 7; Indiana (Pa.), 4; Colorado St.-Pueblo, 3; Fayetteville St. (N.C.), 2; Tiffin (Ohio), 2; Northern St. (S.D.), 1; Southeastern Oklahoma, 1.

HONORING OUR PAST



RETRO LOOK FOR 2019

Since taking over the program in 2013, head coach **Todd Cooley** has not been afraid of change. However, the one constant each year has been Delta State's green helmets.

This year, Cooley and his staff are paying tribute to the teams of the late 1980s and 1990s by going "old school" with white face masks and the DSU block state logo. Previous designs are below.





MISSISSIPPI COLLEGE NOTEBOOK

- **Delta State** and **Mississippi College** are meeting for the **41st time Heritage Bell Classic** on Saturday, Nov. 6, 2021, at Parker Field-McCool Stadium at 2 p.m. The Statesmen hold a 22-16-2 lead in the all-time series and are looking to win back the Heritage Bell Trophy following a 37-13 loss to the Choctaws in 2019. The loss ended a seven-game stranglehold on the hardware.
- **Mississippi College** has lost three of its last four games with all three losses against nationally-ranked opponents, falling 63-28 to No. 5 West Florida at home last week. **The Choctaws** rolled up 326 yards on the ground and just 30 through the air in the loss. Quarterback **Deante Smith-Moore** tallied 100 yards and one rushing touchdown and his lone completion in five attempts was a 300-yard scoring strike. **Cole Fagan** tallied 80 yards on 19 carries followed by **Marcus Williams** had 77 yards and a touchdown and **Jayline Jones** with 5 yards and a touchdown.
- **MC Offense:** The Statesmen defense will try to slow down MC's triple-option attack. MC possesses the GSC's top rushing offense, averaging 290.5 yards per game while averaging 27 points per game. **Deante Smith-Moore** is **6th** in the GSC averaging 74.4 yards per game on the ground while completing 10-of-22 passes for 149 yards and a touchdown. **Marcus Williams** has 50 carries for 321 yards and has three receptions for 92 yards and two touchdown receptions. **Jacob Smith** is the top pass catcher with four for 11 yards.
- **MC Defense:** Opponents are averaging 28 points and 369.5 yards per game against the Choctaw defense. Jonathan Jones has recorded 50 tackles and two sacks as the leading tackler for the MC defense. Josh Miller leads the team with two interceptions along with 46 tackles and a team-high four tackles for loss.

CHOCTAWS

3-5
OVERALL2-4
GSCNR
AFCA A TOP 25JOHN BLAND
HEAD COACH93-77
OVERALL17
SEASON

SERIES HISTORY

- 41st meeting in series history
- Overall: Delta State leads 22-16-2
- In Cleveland: Statesmen lead 12-5-1
- In Rome, Ga.: Statesmen lead 10-11-1
- Last Five Meetings: DSU leads 4-1
- Last 10 Meetings: DSU leads 7-3



GM	W/L	DATE	DSU	LOCATION	MC
1	L	10-26-1935	0	Clinton, MS	33
2	L	10-31-1936	0	Clinton, MS	20
3	L	10-18-1941	6	Clinton, MS	17
4	L	1947	0	Clinton, MS	19
5	W	10-09-1948	7	Cleveland, MS	6
6	W	10-30-1954	25	Clinton, MS	0
7	W	10-29-1955	41	Cleveland, MS	0
8	W	09-22-1956	25	Clinton, MS	0
9	W	09-21-1957	19	Cleveland, MS	7
10	W	10-18-1969	33	Jackson, MS	7
11	T	10-17-1970	30	Jackson, MS	30
12	W	09-29-1973	17	Cleveland, MS	16
13	W	09-21-1974	13	Clinton, MS	3
14	W	10-11-1975	24	Cleveland, MS	0
15	W	10-09-1976	7	Clinton, MS	3
16	W	10-08-1977	24	Cleveland, MS	13
17	L	10-07-1978	0	Clinton, MS	27
18	L	10-06-1979	19	Cleveland, MS	27
19	L	10-11-1980	7	Clinton, MS	10
20	L	11-07-1981	21	Cleveland, MS	38
21	L	11-06-1982	6	Clinton, MS	27
22	W	11-19-1983	31	Cleveland, MS	21
23	W	11-17-1984	30	Clinton, MS	21
24	T	11-23-1985	14	Cleveland, MS	14
25	W	11-22-1986	21	Clinton, MS	10
26	L	11-21-1987	7	Cleveland, MS	13
27	L	11-12-1988	3	Clinton, MS	7
28	W	11-11-1989	17	Cleveland, MS	7

HOW THEY COMPARE (2021)



STATESMEN (3-5, 2-4 GSC)

CHOCTAWS (3-5, 2-4 GSC)

28.0	PPG	27.0
182	1ST DOWNS	125
170.0	RUSH YPG	284.8
232.0	PASS YPG	60.0
402.1	TOTAL OFFENSE	347.8
12	PASS TD	4
5	PASS INT	3
19	RUSH TD	27
7-of-15	FG	0-of-1
33:31	T.O.P.	32:43
21 (138)	SACKS ALLOWED	8 (39)
29.0	SCORING DEFENSE	28.38
162.1	RUSH YPG/ALLOWED	184.1
224.1	PASS YPG/ALLOWED	185.3
386.2	TOTAL OFFENSE/ALLOWED	369.5
23 (157)	SACKS BY	14 (75)
12	INTERCEPTIONS BY	6
16/10	FUMBLES FORCED/RECOVERED	4/3

GM	W/L	DATE	DSU	LOCATION	MC
29	L	11-10-1990	17	Clinton, MS	35
30	L	11-16-1991	10	Cleveland, MS	27
31	L	11-14-1992	23	Clinton, MS	34
32	L	11-13-1993	7	Cleveland, MS	13
33	W	11-12-1994	14	Clinton, MS	0
34	W	11-11-1995	14	Cleveland, MS	0
35	W	11-15-2014	27	Cleveland, MS	3
36	W	11-14-2015	37	Clinton, MS	29
37	W	09-29-2016	61	Cleveland, MS	31
38	W	09-27-2017	30	Clinton, MS	17
39	W	11-10-2018	28	Cleveland, MS	21
40	L	11-16-2019	13	Clinton, MS	37

BY THE NUMBERS: DELTA STATE vs. MISSISSIPPI COLLEGE

DSU 22-16-2
SERIES RECORD

12-5-1

@ PARKER FIELD-MCCOOL STADIUM

36.6*
PPG VS. MC*446.0*
TOTAL OFFENSE VS. MC*
*UNDER TODD COOLEY



NEWS, NOTES, & SIDEBAR STATS

THE TURNOVER BATTLE: Delta State is **1st** in the GSC with **22** turnovers gained (**5th NCAA**), **12** interceptions (**19th NCAA**) and **10** fumbles recovered (**14th NCAA**). **Sherrod Paige's** four interceptions lead the GSC. **John Valesco** is **2nd** in the conference and NCAA with three fumbles recovered and **Manny Barber** is tied **3rd** (**12th NCAA**) with two fumbles recovered.

NEGATIVE PLAYS: Delta State has registered a **GSC-best** 8.2 tackles for loss per game (**14th NCAA**) and ranks **3rd** in the conference with 18 sacks and 2.44 sacks per game. **Marvin Terry** is **1st** in the GSC with 1.6 (**18th NCAA**) tackles for loss per game and 1.0 sacks per game. Tim Williams, Jr. is **2nd** in the GSC with just under one sack per game and **4th** with 1.1 tackles for loss per game.

DEFENDING OVER THE TOP: **Dayreke Snow** is **2nd** in the GSC with 1.6 passes defended per game (**10th NCAA**) and his 14 total passes defended are tied for **1st** in the league. **Sherrod Paige** leads the GSC with four interceptions and 0.44 interceptions per game while tying for 3rd with eight passes defended.

SPECIAL TEAMS NOTES:

RETURN GAME: **Kory Gainwell** is **1st** in the GSC and NCAA with 804 combined kick return yards while his 24.3 yards per kickoff return are **3rd** in the GSC (**36th NCAA**). **Robbie Evans** is **2nd** in the GSC, averaging 10.3 yards per punt return while his 154 punt return yards are **2nd** in the GSC.

PUNTING: **Parker Burleson** is **4th** in the GSC with a 39.9 yards per punt average (**27th NCAA**). Burleson is **1st** in the GSC with 20 punts inside the opponent's 20-yard line and is **2nd** with eight punts of 50-plus yards. The Freshman is tied for **1st** with 50 punts and is **2nd** with 1,997 yards.

FIELD GOALS: **Connor Mantelli** is **4th** in the GSC with seven field goals made, and his 6.0 point per game is **9th** and his 1.0 field goals per game are **4th** in the GSC.

THIRD DOWN DEFENSE: The Statesmen is **1st** in the GSC in third down conversion defense, limiting opponents to 31.3 percent on third down (40-for-128).

CAREER WATCH: **Junior Faulk's** interception in the season-opener against was the 10th of his career, tying him for **4th** in career interceptions with **Kim Stewart** (1969-70) and **Don Fennell** (1964-66). Faulk needs two interceptions to move into **3rd**, three to move into **2nd** and four to tie **Dominique Davenport** (2008-2011) atop the list. Faulk set the Delta State single season record with nine interceptions in 2019 to break the old mark of eight held by Garrett Williams (2010).

STATESMEN CAREER INTERCEPTIONS LIST

14	Dominique Davenport, 2008-2011
13	Monterio James, 2005-2007
12	Jamarcus Wiggins, 2004-2007
10	Junior Faulk, 2019-Present
10	Kim Stewart, 1969-70 10
10	Don Fennell, 1964-66

SACKS | SEASON

13.5	Michael Eubanks, 2005
12.0	Michael Eubanks, 2007
11.5	Michael Eubanks, 2006
11.0	Joey Sylve, 2003
11.0	Jamal Johnson, 2000
10.5	Bob Yarbrough, 1984
9.5	Karl Balls, 1984
9.0	Marvin Terry (2021)

SACKS | CAREER

45.0	Michael Eubanks, 2004-2007
28	Jamal Johnson, 2000-2002
28	Jamal Johnson (2000-02)
26	Tim Edwards (1987-90)
22	Andre Brown (1999-2000)
22	Jerrold Beckett (2000-03)
19.5	Karl Balls (1983-86)
19.5	Joey Sylve (2000-03)
15.0	Marvin Terry (2019-2021)
15.0	Clayton Mosley (2000-02)

D2FOOTBALL.COM PRESEASON ALL-AMERICANS: **Junior Faulk** and **Innis Claud V** were named to the D2football.com Preseason All-American teams. Faulk was named to the first team while Claud was listed on the second team.

93

Adrian "Big Dink" Dinkins (1991-2014) passed away on Oct., 2014 in a car accident. Dinkins played 10 games with seven starts in 2013. The Ridgeland, Miss., native registered 33 tackles, 17 solo stops, and 10 tackles or loss that season. Each week the Delta State Coaching Staff assigns No. 93 the most deserving Statesmen based on each the previous week's performance and other criteria.

NO. 93 WEEKLY HONOREES

WEEK 1	#56 Stanley Talley (OL)
WEEK 2	#47 Tim Williams (OL)
WEEK 3	#33 Dante Williams (LB)
WEEK 4	#34 Manny Barber (LB)
WEEK 5	#17 John Boyd (DB)
WEEK 6	#20 Ty Woods
WEEK 7	#38 Adrian Hill
WEEK 8	#36 John Valesco
WEEK 9	#0 Marvin Terry
WEEK 10	#35 Tamos Stevenson
WEEK 11	

DELTA STATE 2021 RECORD WHEN

CATEGORY	2021	UNDER COOLEY
At Home	2-2	29-15
On The Road	1-3	18-21
Neutral Site Game	0-0	0-1
vs. GSC	2-4	27-31
vs. Non Conference	2-1	18-9
NCAA Postseason	0-0	1-2
vs. In State Opponents	0-1	5-2
In August	0-0	0-1
1st September	2-2	21-12
In October	21-3	12-19
In November	0-0	12-7
In December	0-0	0-0
On Television	4-4	19-12
Afternoon Games	2-2	21-17
Night Games	2-3	24-19
Decided by 7 pts or less	2-3	12-9
Scoring First	1-2	35-15
Opponent Scores First	2-3	12-22
Leading at Half	3-2	38-5
Trailing at Half	1-3	8-28
Tied at Half	0-0	1-3
Leading after 3 quarters	3-2	39-7
Trailing after 3 quarters	1-2	7-28
Tied After 3 quarters	0-1	1-2
In overtime	0-1	1-2
Scoring 30 + points	3-2	39-7
Scoring 20-29 points	0-1	5-12
Scoring 0-19 points	1-1	3-13
Allowing 30 + points	1-3	11-15
Allowing 20-29 points	0-2	13-10
Allowing 0-19 points	3-0	23-1
Outrushing Opponents	3-2	37-7
Getting Outrushed	1-3	10-27
Passing for more yards	3-2	31-17
Passing for fewer yards	1-3	16-18
Outgaining Opponent	3-2	40-14
Getting Outgained	1-3	6-22
Winning TOP	2-2	20-14
Losing TOP	1-3	25-4
Scoring a Def./ST TD	1-2	18-9
Allowing a Def./ST TD	1-1	11-15
Fewer Penalty Yards	1-2	17-24
More Penalty Yards	2-3	28-12
Winning Turnover Battle	3-1	34-6
Losing Turnover Battle	1-3	9-25
Equal In Turnovers	0-1	4-5



MAKE STATE YOURS™



TODD COOLEY HC

THE COOLEY FILE

» Birthdate:	September 7, 1975
» Alma Mater:	Arkansas Tech, 1997 (English)
» Record at Delta State:	47-37 (8th season)
» Gulf South Conference Record:	27-31 (8th season)
» NCAA Postseason Record:	1-2
» Hometown:	Nashville, Arkansas
» Family:	Wife, Lisa (Gatlin) Cooley



HC

6-2

8TH



@COACHTODDCOOLEY

YEAR-BY-YEAR HEAD COACHING RECORD

YEAR	SCHOOL	POS	RECORD	CONF.	NOTES
2013	Delta State	Head Coach	7-3	4-2	GSC COY
2014	Delta State	Head Coach	9-2	6-1	Co-GSC Champs/COY
2015	Delta State	Head Coach	6-5	2-5	
2016	Delta State	Head Coach	4-6	1-7	
2017	Delta State	Head Coach	9-4	5-3	NCAA DII Playoffs
2018	Delta State	Head Coach	2-8	2-6	
2019	Delta State	Head Coach	6-4	5-4	
2021	Delta State	Head Coach	4-5	1-4	
Totals			47-37	27-31	Eighth Season

COOLEY VERSUS ALL OPPONENTS

Albany State	1-0
Bethel	1-0
Bowie State	1-0
Central State (Ohio)	1-0
Chowan (N.C.)	1-0
Concordia (Ala.)	2-0
Florida Tech	4-3
Fort Valley State	2-0
Grand Valley State	0-2
Jackson State	0-1
Kentucky Wesleyan	2-0
McKendree	1-0
Mississippi College	4-1
Mississippi Valley State	1-0
North Alabama	2-3
North Greenville	3-2
Shorter	8-0
Tarleton State	2-1
Texas A&M-Commerce	1-2
Tusculum	1-0
Valdosta State	2-6
West Alabama	3-6
West Florida	2-3
West Georgia	2-7

NOTEABLES

- Cooley is in his eighth season as head coach of the Delta State University Statesmen football program. Cooley became the 19th coach in program history on Friday, Jan. 25, 2012. In his four seasons as head coach of the Statesmen, Cooley is 43-32 overall and 25-27 against the GSC.
- In his previous five seasons, the Nashville, Ark., native, has guided the Statesmen two trips to the NCAA Division II Football Championship Playoffs (2014/2017) and in 2014 Delta State captured its seventh Gulf South Conference title.
- Cooley tied former Steve Campbell for the second fastest coach to accumulate 20 victories, accomplishing the feat in 25 games. Cooley led DSU to a 7-3 mark in 2013 during his first season and followed up that performance with a 9-2 record in 2014 and a share of the GSC title. The Nashville, Arkansas, native started out the season 4-0 to get his 20th win in a 40-0 victory over Albany State at Parker Field-McCool Stadium (Sept. 26, 2015).
- Cooley is a two-time Coach of the Year recipient in the Gulf South Conference following the 2013 and 2014 campaigns. He joins Ron Roberts (2007/2008) as the only two-time recipients of the award in the program's history.

NUMBERS TO KNOW

145

A total of 145 Statesmen have graduated with a degree from Delta State since Cooley took over as head coach.

47

Cooley has led the Statesmen to a 47-37 record in his six previous seasons as head coach at Delta State University.

30+

The Statesmen are 39-7 all-time when scoring 30 or more points against an opponent under head coach Todd Cooley.

38

Delta State is 38-5 under head coach Todd Cooley when leading at half-time. The Statesmen are 4-16 when trailing and 0-2 when tied at the half.

34

Delta State is 34-6 under head coach Todd Cooley when winning the turnover battle.

PLAYING CAREER

YEAR	SCHOOL	POS
1996-97	Arkansas Tech	QB
1994-95	Henderson State	QB

COACHING CAREER SNAPSHOT

YEAR	SCHOOL	POS
1998	Arkansas Tech	RB
1999	Arkansas Tech	RB
2000	NE Oklahoma State	QB
2001	Quachita Baptist	QB
2002	Quachita Baptist	QB
2003	Quachita Baptist	QB
2004	Arkansas Tech	OC/QB
2005	Central Arkansas	OC/QB
2006	Central Arkansas	OC/QB
2007	Central Arkansas	OC/QB
2008	Central Arkansas	OC/QB
2009	Northwestern (La.) State	OC/QB
2010	Northwestern (La.) State	OC/QB
2011	Northwestern (La.) State	OC/QB
2012	Northwestern (La.) State	OC/QB
2013	Delta State	HC
2014	Delta State	HC
2015	Delta State	HC
2016	Delta State	HC
2017	Delta State	HC
2018	Delta State	HC
2019	Delta State	HC
2020	Delta State (No Season/COVID)	HC
2021	Delta State	HC





STATESMEN DEPTH CHART

vs MISSISSIPPI COLLEGE

OFFENSE

QB	18	Cole Kirk	6-1	179	So.	Selmer, Tenn./McNairy Central
	7	Patrick Shegog	5-11	185	R-Jr.	Batesville, Miss./South Panola HS
RB	2	Rico Owens, II	5-10	215	Sr.	Greenwood, Miss./Copiah-Lincoln CC
	5	Deion Dampier	5-10	212	Sr.	Pinola, Miss./Copiah-Lincoln CC
LT	71	Damon Moore	6-5	285	So.	Birmingham, Ala./Clay-Chalkville
	60	Ja'Qualen Lumpkin	6-2	305	Fr.	Thomaston, Ga./Upson-Lee Hs
LG	65	Jason Judge	6-5	325	Sr.	Jackson, Miss./Copiah-Lincoln CC
	72	Decoda Weaver	6-5	300	R-So.	Mulberry, Fla./Florida Atlantic
C	62	Keshawn Jennings	6-1	280	Jr.	Marietta, Ga./South Cobb HS
	68	George Walker	6-3	270	Fr.	Lithia Springs, Ga./South Cobb HS
RG	66	Jaelon Brown	6-4	320	Fr.	Montgomery, Ala./Park Crossing HS
	59	Tristan Moseley	6-4	310	Sr.	Cleveland, Miss./Copiah-Lincoln CC
RT	73	Nicolas Melsop	6-7	305	Jr.	Columbus, Ohio/Lake Erie
	76	Jacob Gragg	6-3	300	Jr.	Tuscaloosa, Ala./Northside
XR	83	Tremell Withrow	5-10	175	So.	Gretna, La./West Jefferson HS
	12	Corintheus Edmonds	6-2	195	Sr.	Hampton, Ga./Lovejoy HS
HR	9	Todd Lee Battle	6-0	185	Jr.	Birmingham, Ala./Ramsay HS
	82	Robbie Evans	5-8	190	Jr.	Boynton Bch., Fla./Calvary Christ.
YR	1	Dohnte Meyers	5-10	175	Sr.	Duluth, Ga./Presbyterian College
	88	Vincent Wilkerson	6-2	205	Sr.	Milwaukee, Wisc./College of DuPage
ZR	11	Tyler Kennedy	5-10	185	Jr.	Moreno Valley, Calif./So. Miss.
	80	Jaylen Green	6-0	175	So.	Norcross, Ga./Norcross HS
TE	19	Katerian LeGrone	6-3	235	Fr.	Atlanta, Ga./Nebraska
	16	Chancie Tidwell	6-1	230	Jr.	Jackson, Miss./Jones JC
	14	Adam Duncan	6-5	231	Jr.	Ft. Worth, Texas/Trinity Valley CC

DEFENSE

LE	37	Zane Samuel	6-3	220	Sr.	Tuscaloosa, Ala./Paul Bryant
	32	Zarrian Billings	6-1	220	Sr.	Florence, Ala./Florence HS
N	56	Stanley Talley	6-1	300	Sr.	Montgomery, Ala./Carver HS
	51	Tahj Perry	6-0	275	Sr.	College Park, Ga./Creekside HS
DT	47	Tim Williams, Jr.	6-4	245	So.	Greenville, Miss./NW Miss. CC
	49	Stanley Harrison	6-4	230	Sr.	Immokalee, Fla. / Newberry College
BAN	0	Marvin Terry	6-2	220	Sr.	Dallas, Texas/Trinity Valley CC
	36	John Valesco	6-2	235	Sr.	Miami, Fla./East Mississippi CC
MLB	35	Tamos Stevenson	5-11	220	Sr.	Goodman, Miss./Southwest Miss. CC
	32	Chris Sehring	6-3	215	R-So.	Baton Rouge, La./St. Michael-Archangel
SLB	34	Manny Barber	6-4	235	Jr.	Chicago, Ill./Jones JC
	38	Adrian Hill	6-0	190	Jr.	Hoover, Ala./Hoover HS
DOG	17	John Boyd	6-2	220	Sr.	Atlanta, Ga./Clemson University
	4	Tim Hall	6-0	185	Gr.	St. Louis, Mo./Missouri Western State
LC	6	Junior Faulk	6-1	200	Sr.	Jayess, Miss./SW Miss. CC
	23	Sirvares Snow	5-10	170	Sr.	Newton, Miss./Pearl River CC
R	3	Sherrod Paige	6-2	195	Jr.	Tampa, Fla./Northern Arizona Univ.
	24	Lamarques Thomas	6-0	180	Sr.	Jackson, Miss./Univ. of Louisville
FS	20	Ty Woods	5-10	175	Sr.	Birmingham, Ala./Pinson Valley HS
	27	Brandon Williams	5-10	190	So.	Lafayette, La./Delhi HS
RC	8	Dayreke Snow	6-1	195	Sr.	Newton, Miss./Pearl River CC
	21	Patrick Lee	5-10	185	R-Fr.	Baton Rouge, La./Broadmore Sr. HS

SPECIAL TEAMS

K	40	Connor Mantelli	6-0	170	Fr.	Castle Rock, Colo./Douglas Co. HS
	39	Parker Burleson	5-11	180	So.	Mathiston, Miss./East Webster HS
P	39	Parker Burleson	5-11	180	So.	Mathiston, Miss./East Webster HS
	40	Connor Martelli	6-0	170	Fr.	Castle Rock, Colo./Douglas Co. HS
LS	46	Jack Dunphy	5-10	210	So.	Benton, La./Benton HS
	73	Nicolas Melsop	6-7	305	Jr.	Columbus, Ohio/Lake Erie
H	18	Cole Kirk	6-1	179	So.	Selmer, Tenn./McNairy Central HS
	82	Robbie Evans	5-8	190	Fr.	Boynton Beach, Fla./Calvary Christian
KR	22	Kory Gainwell	5-8	180	Fr.	Benton, Miss./Univ. of Memphis
	82	Robbie Evans	5-8	190	Fr.	Boynton Beach, Fla./Calvary Christian
PR	82	Robbie Evans	5-8	190	Fr.	Boynton Bch., Fla./Calvary Christian
	22	Kory Gainwell	5-8	180	Fr.	Benton, Miss./Univ. of Memphis

DANTE WILLIAMS 33

6-2 | 244 | SR. | BOSSIER CITY, LA.

► Two-year starter at linebacker for the Statesmen after transferring from Louisiana Tech. In 2018, Williams played in all 10 games for the Statesmen, making six starts. He recorded a career-high 50 tackles with 7.0 tackles-for-loss and 1.0 sack. Tied his career-high of eight tackles versus North Greenville and West Alabama while tallying seven stops, including a tackle-for-loss against Shorter.



DELTA STATE UNIVERSITY NUMERICAL ROSTER

#	NAME	POS	HT	WT	CL	HOMETOWN	PREVIOUS SCHOOL
0	Marvin Terry	LB	6-2	220	Gr.	Dallas, Texas	Trinity Valley CC
1	Dohnite Meyers	WR	5-10	175	Sr.	Duluth, Ga.	Presbyterian College
2	Rico Owens II	RB	5-10	213	Gr.	Greenwood, Miss.	Copiah Lincoln CC
3	Sherrod Paige	DB	6-2	195	Jr.	Tampa, Fla.	Northern Arizona University
4	Tim Hall	DB	6-0	185	Gr.	St. Louis, Mo.	Missouri Western State
5	Deion Dampier	RB	5-10	212	R-Sr.	Pinola, Miss.	Copiah-Lincoln CC
6	Junior Faulk	DB	6-1	200	Gr.	Javess, Miss.	Southwest Mississippi CC
7	Patrick Shegog	QB	5-11	185	R-Jr.	Batesville, Miss.	South Panola HS
8	Dayreke Snow	DB	6-1	195	Gr.	Newton, Miss.	Mississippi Gulf Coast CC
9	Todd Lee Battle	WR	6-0	185	Jr.	Birmingham, Ala.	Ramsay HS
10	Jaquan Henderson	DB	6-1	211	Sr.	Covington, Ga.	Georgia Tech
11	Tyler Kennedy	WR	5-10	185	Jr.	Moreno Valley, Calif.	Southern Mississippi
12	Corintheus Edmonds	WR	6-2	195	Sr.	Hampton, Ga.	Lovejoy HS
13	Bernard Thomas	DB	6-2	213	Jr.	Starkville, Miss.	Mississippi Gulf Coast CC
14	Adam Duncan	TE	6-5	231	Jr.	Fort Worth, Texas	Trinity Valley CC
15	Nick Felice	QB	6-4	200	Fr.	Lithia, Fla.	Plant City HS
16	Chancie Tidwell	TE	6-1	230	Jr.	Jackson, Miss.	Jones College
17	John Boyd	DB	6-2	220	Sr.	Atlanta, Ga.	Clemson University
18	Cole Kirk	QB	6-1	179	So.	Selmer, Tenn.	McNairy Central HS
19	Katerian LeGrone	TE	6-3	235	Fr.	Atlanta, Ga.	Nebraska
20	Ty Woods	DB	5-10	175	R-Sr.	Birmingham, Ala.	Pinson Valley HS
21	Patrick Lee Jr.	DB	5-10	185	Rf.	Baton Rouge, La.	Broadmoor Senior HS
22	Kory Gainwell	RB	5-8	180	Fr.	Benton, Miss.	University of Memphis
23	Sirvares Snow	DB	5-10	170	Sr.	Newton, Miss.	Pearl River CC
24	Lamarques Thomas	DB	6-0	180	Sr.	Jackson, Miss.	University of Louisville
25	Joseph Stone III	DB	5-7	175	Gr.	Holly Springs, Miss.	Holly Springs HS
26	Ty Goldsmith	DB	5-10	175	R-Jr.	Hoover, Ala.	Hoover HS
27	Brandon Williams	DB	5-10	190	R-So.	Lafayette, La.	Delhi HS
28	Jamarcus Ellison	RB	5-9	185	R-Sr.	Birmingham, Ala.	Ramsay HS
29	Jaylan Wilson	DB	6-0	190	Sr.	Bay St. Louis, Miss.	Pearl River CC
30	Dominique Killens Jr.	LB	6-2	207	R-Sr.	Jacksonville, Fla.	Trinity Christian Academy
31	BJ Jones	DB	6-2	190	Fr.	Citronelle, Ala.	Citronelle HS
32	Chris Sehring	LB	6-3	215	R-So.	Baton Rouge, La.	St. Michael the Archangel HS
33	Dante Williams	LB	6-2	255	Gr.	Bossier City, La.	Louisiana Tech
34	Emanuel Barber	LB	6-1	250	Gr.	Chicago, Ill.	Jones JC
35	Tamos Stevenson	LB	5-11	220	Sr.	Goodman, Miss.	Southwest Mississippi CC
36	John Valesco	LB	6-2	235	Gr.	Miami, Fla.	East Mississippi CC
37	Zane Samuel	DL	6-3	220	Gr.	Tuscaloosa, Ala.	Paul Bryant HS
38	Adrian Hill	LB	6-0	190	R-Jr.	Hoover, Ala.	Hoover HS
39	Parker Burleson	PK	5-11	180	So.	Mathiston, Miss.	East Webster HS
40	Connor Mantelli	K/P	6-0	170	Fr.	Castle Rock, Colo.	Douglas Country HS
41	Jarred Singleton	RB	5-7	185	Jr.	Farmerville, La.	Union Parish HS
42	Zarrian Billings	DL	6-1	220	Sr.	Florence, Ala.	Florence HS
43	Davontre Henderson	LB	6-0	215	Sr.	Grand Prairie, Texas	South Grand Prairie HS
44	Anthony Echols	LB	6-1	200	R-So.	Benton, La.	Benton HS
45	Drew Swatzell	LB	5-9	200	R-So.	Huntsville, Ala.	Huntsville HS
46	Jack Dunphy	LS	5-10	210	R-So.	Vestavia Hills, Ala.	Ellsworth CC
47	Tim Williams Jr.	DL	6-4	245	R-Sr.	Greenville, Miss.	Northwest Miss. CC
48	T.J. Butler	WR	5-7	180	So.	Chicago, Ill.	Dwight D. Eisenhower HS
49	Stanley Harrison	DL	6-4	230	Gr.	Immokalee, Fla.	Newberry College
50	Kaleb Robinson	OL	6-3	280	Sr.	Lexington, Miss.	Copiah-Lincoln CC
51	Tahj Perry	DL	6-0	275	Sr.	College Park, Ga.	Creekside HS
52	John Tate	LS	5-10	200	Sr.	Kosciusko, Miss.	Hinds CC

ALPHABETICAL ROSTER

#	NAME	POS
34	Emanuel Barber	LB
9	Todd Lee Battle	WR
57	Derrick Billings	DL
42	Zarrian Billings	DL
17	John Boyd	DB
66	Jaelon Brown	OL
39	Parker Burleson	PK
48	T.J. Butler	WR
78	Innis Claud V	OL
63	Zach Cleveland	OL
81	Oakley Coleman	WR
5	Deion Dampier	RB
14	Adam Duncan	TE
46	Jack Dunphy	LS
44	Anthony Echols	LB
12	Corintheus Edmonds	WR
28	Jamarcus Ellison	RB
82	Robbie Evans	WR
6	Junior Faulk	DB
15	Nick Felice	QB
22	Kory Gainwell	RB
26	Ty Goldsmith	DB
76	Jacob Gragg	OL
80	Jaylen Green	WR
4	Tim Hall	DB
49	Stanley Harrison	DL
58	Jaylen Heffner	LB
43	Davontre Henderson	LB
10	Jaquan Henderson	DB
87	Torrey Hendrix	WR
38	Adrian Hill	LB
62	Keshawn Jennings	OL
31	BJ Jones	DB
65	Jason Judge	OL
11	Tyler Kennedy	WR
30	Dominique Killens Jr.	LB
18	Cole Kirk	QB
21	Patrick Lee Jr.	DB
19	Katerian LeGrone	TE
84	Calvin Lockett	WR
60	Ja'Qualan Lumpkin	OL
40	Connor Mantelli	K/P
73	Nicolas Melsop	OL
1	Dohnite Meyers	WR
53	Ervin Mincey	DL
71	Damon Moore	OL
59	Tristan Moseley	OL
2	Rico Owens II	RB
3	Sherrod Paige	DB
51	Tahj Perry	DL
50	Kaleb Robinson	OL
37	Zane Samuel	DL
32	Chris Sehring	LB



#	NAME	POS	HT	WT	CL	HOMETOWN	PREVIOUS SCHOOL
53	Ervin Mincey	DL	6-0	232	Sr.	Lyons, Ga.	Holmes CC
54	Demetrius Swilley	DL	5-9	270	Jr.	Hazlehurst, Miss.	Copiah-Lincoln CC
56	Stanley Talley	DL	6-1	300	R-Sr.	Montgomery, Ala.	Carver HS
57	Derrick Billings	DL	6-3	230	So.	Snellville, Ga.	South Gwinnett HS
58	Jaylen Heffner	LB	6-3	230	So.	Sardis, Miss.	Hinds CC
59	Tristan Moseley	OL	6-4	310	Gr.	Cleveland, Miss.	Copiah-Lincoln CC
60	Ja'Qualan Lumpkin	OL	6-2	305	Fr.	Thomaston, Ga.	Upson-Lee HS
62	Keshawn Jennings	OL	6-1	282	Jr.	Marietta, Ga.	South Cobb HS
63	Zach Cleveland	OL	6-6	270	Fr.	Albany, Ga.	Lee County HS
64	Jakob Welch	OL	6-3	290	Jr.	Winona, Miss.	Northeast Miss. CC
65	Jason Judge	OL	6-5	325	Sr.	Jackson, Miss.	Copiah-Lincoln CC
66	Jaelon Brown	OL	6-4	320	Fr.	Montgomery, Ala.	Park Crossing HS
68	George Walker	OL	6-3	270	Fr.	Lithia Springs, Ga.	South Cobb HS
71	Damon Moore	OL	6-5	285	Sr.	Birmingham, Ala.	Clay-Chalkville HS
72	Dacoda Weaver	OL	6-5	340	R-So.	Mulberry, Fla.	Florida Atlantic Univ.
73	Nicolas Melsop	OL	6-7	305	R-Sr.	Columbus, Ohio	Lake Erie College
76	Jacob Gragg	OL	6-3	300	Gr.	Tuscaloosa, Ala.	Northside HS
78	Innis Claud V	OL	6-2	290	Gr.	Albany, Ga.	Buford HS
80	Jaylen Green	WR	6-0	175	So.	Norcross, Ga.	Norcross HS
81	Oakley Coleman	WR	6-4	180	R-So.	Mobile, Ala.	McGill-Toolen Catholic HS
82	Robbie Evans	WR	5-8	190	R-Jr.	Boynton Bch, Fla.	Calvary Christian Academy
83	Tremell Withrow	WR	5-10	175	So.	Gretna, La.	West Jefferson HS
84	Calvin Lockett	WR	6-2	190	So.	Largo, Fla.	University of Iowa
87	Torrey Hendrix	WR	5-8	170	Sr.	Birmingham, Ala.	Mississippi Gulf Coast CC
88	Vincent Wilkerson	WR	6-2	205	Gr.	Milwaukee, Wisc.	College of DuPage


► For a complete roster, including redshirts and squad members, please visit GoStatesmen.com. ► Only members of the "Active" roster have been assigned a number.

7	Patrick Shegog	QB
41	Jarred Singleton	RB
8	Dayreke Snow	DB
23	Sirvares Snow	DB
35	Tamos Stevenson	LB
25	Joseph Stone III	DB
45	Drew Swatzell	LB
54	Demetrius Swilley	DL
56	Stanley Talley	DL
52	John Tate	LS
0	Marvin Terry	LB
13	Bernard Thomas	DB
24	Lamarques Thomas	DB
16	Chancie Tidwell	TE
36	John Valesco	LB
68	George Walker	OL
72	Dacoda Weaver	OL
64	Jakob Welch	OL
88	Vincent Wilkerson	WR
47	Tim Williams Jr.	DL
27	Brandon Williams	DB
33	Dante Williams	LB
29	Jaylan Wilson	DB
83	Tremell Withrow	WR
20	Ty Woods	DB

ASSISTANT COACHES & SUPPORT PERSONNEL



KELVIN GREEN
Defensive Coordinator
Clemson (2009)
Seventh Year



JONATHAN FLETCHER
Offensive Coordinator/OL
Knox (2011)
Seventh Year



TYLER HASTY
Quarterbacks
Knox (2011)
Seventh Year



GEOFF TERRY
Secondary
Buffalo (2001)
First Year



CHRIS WEST
Defensive Line
Valdosta State (2016)
First Year



MARCUS WINDHAM
Wide Receivers
Southwest Baptist (2014)
First Year



TRISTIAN SPEER
Running Backs
Delta State (2021)
Second Year



BLAKE CRANDALL
Linebackers
Southern Mississippi (2017)
First Year



MARK HATCHER
Defensive Backs
Coastal Carolina (2017)
First Year



ASHLY SALOMONSKY
Offensive Line
North Alabama (2017)
First Year



SAM RAYBURN
Defensive Line
Univ. of Mississippi (2019)
First Year



JAY THOMASON
Life Skills/FCA
Fourth Year



FRED SINGTON
Coord. Sports Information
Troy (1992)
Thirteenth Year



CODY CLARK
Coord. Athletic Communications
Delta State (2017)
Fourth Year



PHILIP TANG
Assistant/Communications
Union (2013)
Eighth Year



RYAN ZIMMERMAN
Assistant/Communications
California-Berkeley (2020)
First Year



KEENAN DAVIS
Assistant Communications
Delta State (2020)
First Year



ABBY HAVARD
Asst. AD/Sports Medicine
Southern Miss. (2010)
Eighth Year



ANDREW HAIER
Sports Medicine Grant Coord.
Massachusetts College (2017)
Fourth Year



KATHERIN KRATZER
Asst. Director/Sports Medicine
Troy University (2021)
First Year



KEVIN RODRIGUEZ
Head Strength & Conditioning
TAMU-Kingsville (2016)
Third Year



MITCHELL HULSE
Asst. Strength & Conditioning
First Year



SIANNA DeCARLI
Asst. Strength & Conditioning
First Year



CHRIS WEATHERLY
Asst. Strength & Conditioning
First Year



PARKER FIELD @ McCOOL STADIUM

- ▶ One of the Gulf South Conference's oldest and most historic venues, Travis E. Parker Field at Horace L. McCool Stadium has served as the home of the Statesmen since it opened in 1970. Delta State has enjoyed tremendous success at Parker-McCool under its last four coaches, posting an impressive 86-33 record.
- ▶ Formerly known as Delta Field and Travis E. Parker Field, the 8,500 seat stadium was completed in time for the 1970 season. In 1984, the field was renamed to honor former Mississippi Institutions of Higher Learning Board of Trustees member, Travis E. Parker, a tireless supporter of Delta State University and Delta area communities.
- ▶ In 2007, DSU honored long-time coach and administrator Horace McCool by naming the stadium in his honor. McCool was 76-48-3 in 14 seasons as head coach of the Statesmen and was instrumental in running the Department of Athletics as Director of Athletics. During his time as AD, McCool helped revive Lady Statesmen basketball, which blossomed into a national power under the legendary Margaret Wade.
- ▶ The current facility replaced the "old" Delta Field, which is located between Sillers Coliseum and the Hugh Ellis Walker Alumni-Foundation House on the Delta State campus. The Statesmen have enjoyed a 252-126-15 mark at home.
- ▶ The two-level press facility includes booths for radio, film, coaches, and working press, as well as to a snack kitchen and restroom. The press box is completely enclosed, with the exception of the second-level film deck, and is climate controlled for year-round comfort and convenience.
- ▶ Parker-McCool has gone through several recent renovations, including the installation of artificial turf in the summer of 2014, a press box revitalization project in May of 2013, and the addition of a new scoreboard/video board in the fall of 2008. Past additions have included the chairback seats in 1993 and the creation of a picnic area in the southwest corner of Parker Field in 2001.
- ▶ In the summer of 2014, Delta State began construction on a new visitor's concession stand and bathroom on the southeast corner of Parker-McCool.
- ▶ In his first season as head coach of the Statesmen, coach Todd Cooley led Delta State to a perfect 4-0 record at Parker-McCool. The Nashville, Arkansas native is the first head coach since Ron Roberts to go undefeated at home in his first season at DSU.
- ▶ Delta State has an 8-2 (.800) record in NCAA Division II postseason play.
- ▶ The Statesmen went 2-0 at Parker-McCool in the 2000 NCAA playoffs en route to the national championship. DSU defeated Valdosta State (49-12) and North Dakota State (34-16) at home with road wins over Catawba (20-14) and Bloomsburg (63-34) in the NCAA title game.
- ▶ Trevar Deed set a DSU postseason record with 16 receptions for 203 yards and four touchdowns in a 55-34 loss to North Alabama in the second round of the 2008 NCAA Division II playoffs at Parker-McCool.
- ▶ In DSU's 45-7 victory over Shaw University in the first round of the 2007 NCAA playoffs, senior linebacker and Harlon Hill finalist Michael Eubanks set a new NCAA DII single-game sack record with five versus the Hawks.

PARKER FIELD-McCOOL STADIUM TOP 10 CROWDS

OPPONENT	DATE	ATTENDANCE	RESULT
North Alabama	9-18-04	9,023	W, 28-21
North Alabama	9-22-12	8,943	L, 12-20
Central State	9-27-14	8,765	W, 72-8
KY Wesleyan	9-19-15	8,551	W, 51-18
West Alabama	11-5-11	8,522	W, 36-34
Florida Tech	9-28-13	8,012	W, 52-31
West Alabama	10-7-17	7,856	L, 29-26
Quachita Baptist	10-1-11	7,755	W, 45-14
Mississippi Valley St.	9-8-01	7,635	W, 25-3
Henderson State	9-25-10	7,333	W, 41-37



Travis E. Parker
Delta native, IHL trustee



Horace L. McCool
Fmr. HC & A.D.

STATESMEN AT PARKER-McCOOL

▶ Since 2001, DSU has 20 games of 7,000+ at home

YEAR	W	L	T	NOTES
1970	3	1	1	
1971	2	2	0	
1972	4	1	0	
1973	4	2	0	
1974	5	0	0	
1975	2	2	0	
1976	2	2	1	
1977	2	3	0	
1978	3	2	0	
1979	2	3	0	
1980	3	3	0	
1981	1	3	0	
1982	3	3	0	
1983	2	2	0	
1984	3	1	1	
1985	3	2	1	
1986	2	2	1	
1987	3	2	0	
1988	2	2	1	
1989	3	1	0	
1990	2	2	0	
1991	2	3	0	
1992	1	2	1	
1993	2	3	0	
1994	3	1	1	
1995	3	2	0	
1996	3	1	0	
1997	0	5	0	
1998	4	0	0	0-1 NCAA Playoffs
1999	3	1	0	
2000	6	0	0	2-0 NCAA Playoffs
2001	3	3	0	
2002	3	1	0	
2003	4	2	0	
2004	3	1	0	
2005	4	1	0	
2006	5	1	0	
2007	4	0	0	
2008	6	1	0	1-1 NCAA Playoffs
2009	4	0	0	
2010	6	2	0	2-0 NCAA Playoffs
2011	7	0	0	2-0 NCAA Playoffs
2012	1	4	0	
2013	4	0	0	
2014	5	1	0	0-1 NCAA Playoffs
2015	3	4	0	
2016	2	4	0	
2017	4	2	0	
2018	2	3	0	
2019	4	1	0	
2021	2	1	0	
Overall	161	92	8	8-3 NCAA playoffs

NCAA PLAYOFF GAMES AT PARKER-McCOOL

YEAR	OPPONENT	RESULT	SCORE
1998	Fort Valley State (1st)	L	14-21
2000	Valdosta State (1st)	W	49-12
2000	North Dakota State (Semis.)	W	34-16
2007	Shaw (1st)	W	45-7
2008	Tusculum (2nd)	W	27-19
2008	North Alabama (Qtrs.)	L	34-55
2010	North Alabama (1st)	W	47-24
2010	Shepherd (Semis.)	W	29-17
2011	North Alabama (2nd)	W	42-14
2011	North Greenville (Qtrs.)	W	28-23
2014	West Georgia (2nd)	L	27-37
Total Games (11)		8-3	



RECORD VERSUS ALL OPPONENTS

SCHOOL	W	L	T	PF	PA
Abilene Christian University	0	1	0	28	34
Alabama, University of	0	1	0	0	89
Albany State University	2	0	0	68	7
Arkansas College	1	0	0	46	0
*Arkansas-Monticello	28	5	0	1057	441
Gulf South	13	2	0	516	239
Arkansas State	4	4	1	167	131
*Arkansas Tech	12	7	0	530	444
Gulf South	9	6	0	399	325
Austin Peay State	2	2	0	83	79
Belhaven College	1	0	0	55	18
Bethel College	7	4	1	322	114
Bloomburg (PA) University	1	0	0	63	34
Bowie State	1	0	0	45	35
Catawba	1	0	0	24	14
Centenary College	1	0	0	63	0
*Central Arkansas	5	11	1	326	402
Gulf South	2	6	0	156	225
Central State (Ohio)	1	0	0	72	8
Chowan (N.C.)	1	0	0	42	13
Cleveland Independents	1	0	0	6	0
College of the Ozarks	1	0	0	47	0
Concordia-College	2	0	0	150	6
Cumberland University	2	1	0	84	48
East Central Oklahoma	2	0	0	43	19
Eastern Illinois	1	1	0	50	27
Elizabeth City State	3	0	0	71	38
Elon College	0	1	0	21	24
Evansville College	0	1	0	6	19
Florida State	0	1	0	0	32
*Florida Tech	4	3	0	247	213
Gulf South	4	3	0	247	213
Fort Benning (Ga.)	1	0	0	20	3
Fort Valley State	3	2	0	168	79
Freed-Hardeman (Tenn)	0	1	0	0	7
Grand Valley State	0	3	0	64	98
Greenville Independents	0	1	0	0	21
*Harding University	10	1	1	445	257
Gulf South	8	1	0	365	186
*Henderson State	20	4	1	705	402
Gulf South	12	3	1	438	274
Hendrix College	0	3	0	12	30
Hinds Junior College	2	0	0	28	7
Holmes Junior College	2	0	0	51	19
Illinois-Chicago Circle	1	0	0	84	0
Indianapolis	0	1	0	18	33
Jackson State	1	2	0	61	69
*Jacksonville State	8	22	1	537	732
Gulf South	2	18	1	344	588
Kentucky Wesleyan	2	0	0	101	47
Lambuth University	6	6	0	216	154
Liberty Baptist	2	0	0	47	21
Louisiana College	8	8	2	214	212
Louisiana Tech	0	3	0	7	80
Memphis Naval Air Station	1	0	0	75	6
Memphis (e)	4	9	1	98	195
Merchant Marine Academy	1	0	0	19	0
McKendree	1	0	0	45	17
McNeese State	0	1	0	27	52
Middle Tennessee State	1	2	0	31	33
Millsaps College	5	10	0	136	280
Millsaps Freshmen	0	1	0	6	27
Minnesota-Duluth	0	1	0	17	20
*Mississippi College	22	16	2	728	641
Gulf South	16	12	1	542	501
Mississippi College "B"	0	0	1	0	0
Miss. College Freshmen	0	1	0	6	18
Mississippi Delta JC	5	4	1	112	115
Mississippi State	0	1	0	0	39
Mississippi Valley State	4	1	0	155	68

SCHOOL	W	L	T	PF	PA
Murray State	3	3	2	97	123
*Nicholls State	5	3	1	169	132
Gulf South	4	2	1	144	84
*North Alabama	26	34	1	1211	1376
Gulf South	23	32	1	813	1099
North Carolina Central	1	0	0	24	17
North Dakota	0	1	0	19	28
North Dakota State	1	1	0	47	32
*North Greenville	3	2	0	149	128
Gulf South	2	1	0	54	42
Northeast Louisiana	8	12	0	237	373
Northwest Junior College	10	1	0	405	38
*Northwestern State	2	14	0	156	397
Gulf South	2	1	0	66	25
Ole Miss Freshmen	0	2	0	2	20
*Ouachita Baptist	18	4	0	519	319
Gulf South	7	2	0	228	165
Parsons (Iowa) College	0	1	0	18	19
Pittsburg State	1	1	0	67	80
Quantico (Va.) Marines	0	2	0	16	30
Rhodes College	0	1	0	0	32
Rhodes Freshmen	3	0	0	47	0
Ruleville Independents	0	1	0	2	12
Sam Houston State University	0	1	0	31	38
Samford University	4	7	0	173	192
Shaw	1	0	0	45	7
Shepherd University	1	0	0	29	17
*Shorter University	8	1	0	330	154
Gulf South	8	1	0	330	154
Southeast Missouri	23	4	1	645	341
*Southeastern Louisiana	5	8	0	147	273
Gulf South	3	4	0	74	115
Southeastern Oklahoma State	1	1	0	27	31
Southern Illinois University	1	0	0	24	16
Southern Mississippi	3	10	1	131	340
*Southern Arkansas	17	7	0	531	323
Gulf South	9	4	0	202	186
Southwest Baptist	1	0	0	20	0
Southwest Missouri State	1	1	0	73	34
Southwest Texas State	0	1	0	10	17
Southwestern Louisiana	1	4	0	68	91
Spring Hill College (Ala.)	1	0	0	12	7
Stephen F. Austin State Univ.	2	5	0	86	178
Tampa, University of	3	4	0	148	172
Tarleton State University	3	1	0	123	131
Tennessee-Martin JC	1	3	0	46	71
*Tennessee-Martin, Univ. of	22	13	0	728	533
Gulf South	12	8	0	435	337
Texas-Arlington	0	1	0	8	19
Texas A&M-Commerce	3	4	0	186	198
Texas A&M-Kingsville	0	1	0	17	28
Texas State	0	1	0	25	32
*Troy State (Ala.)	19	21	0	649	720
Gulf South	7	13	0	316	474
Tupelo Military Institute	0	1	0	6	13
Tusculum	2	0	0	51	29
Union (Tenn.) University	1	4	0	43	74
*Valdosta State (Ga.)	20	19	1	1,000	1,288
Gulf South	20	17	1	1,000	1,233
*West Alabama	37	27	3	1,751	1,304
Gulf South	26	19	2	1,215	1,010
West Chester (Pa.) State	0	1	0	28	31
*West Florida	2	3	0	130	183
Gulf South	2	2	0	97	144
*West Georgia	20	15	0	1071	772
Gulf South	19	13	0	1,015	707
West Virginia Tech	1	0	0	61	0
Western Kentucky	1	4	0	57	135
William Carey (MS) College	0	1	0	7	19

LEGEND: Bold denotes 2018 opponents | * Denotes current Gulf South members | +Denotes former GSC members



LAST TIME IT HAPPENED

AS OCTOBER 25, 2021

STATISTIC	PLAYER/OPPONENT
100 Yards Rushing:	159, Deion Dampier vs. North Greenville, Oct. 16, 2021
150 Yards Rushing:	154, Breck Ruddick vs. West Georgia, Nov. 9, 2019
200 Yards Rushing:	210, Chris Robinson vs. Florida Tech, Nov. 11, 2017
300 Yards Rushing:	316, Greg Walker vs. West Alabama, Oct. 23, 1996
20 Rushing Attempts:	20, Deion Dampier & Rico Owens vs. North Greenville, Oct. 16, 2021
30 Rushing Attempts:	31, Chris Robinson @ Bowie State, Nov. 18, 2017
40 Rushing Attempts:	42, Greg Walker @ West Alabama, Oct. 23, 1993
Three Rushing Touchdowns:	3, Chris Robinson at Bowie State, Nov. 18, 2017
Four Rushing Touchdowns:	4, Chris Robinson vs. Florida Tech, Nov. 11, 2017
Five Rushing Touchdowns:	5, Chris Robinson vs. West Florida, Oct. 15, 2016
70-Yard Run:	73, Ric Owens, II @ North Greenville, Sept. 28, 201
80-Yard Run:	81, Trevar Deed @ North Alabama, Oct. 15, 2009
90-Yard Run:	90, Rico Owens, II @ Shorter, Nov. 2, 201
Two Players Rushing For 100 Yards:	144, Chris Robinson @ Bowie State, Nov. 18, 2017
	164, Breck Ruddick @ Bowie State, Nov. 18, 2017
300 Yards Passing:	319, Patrick Shegog vs. Shorter, Oct. 25, 2018
350 Yards Passing:	382, Tyler Sullivan at West Alabama, Oct. 8, 2016
400 Yards Passing:	459, Patrick Shegog vs. West Florida, Oct. 2, 202
500 Yards Passing:	502, Tyler Sullivan @ Valdosta State, Sept. 20, 2014
20 Pass Completions:	26, Breck Ruddick @ Shorter, Nov. 2, 201
30 Pass Completions:	32, Cole Kirk vs. North Greenville, Oct. 16, 2021
40 Pass Completions:	40, Breck Ruddick vs. Valdosta State, Oct. 12, 2019
30 Pass Attempts:	32, Breck Ruddick @ North Greenville, Sept. 28, 2019
40 Pass Attempts:	44, Patrick Shegog vs. North Greenville, Sept. 22, 2018
50 Pass Attempts:	53, Cole Kirk vs. North Greenville, Oct. 16, 2021
60 Pass Attempts:	64, Tyler Sullivan @ Valdosta State, Sept. 20, 2014
70 Pass Attempts:	73, Tyler Sullivan @ West Georgia, Oct. 18, 2014
Four Touchdown Passes:	4, Tyler Sullivan @ West Alabama, Oct. 8, 2016
Five Touchdown Passes:	5, Tyler Sullivan vs. Valdosta State, Nov. 7, 2015
Three Interceptions Thrown:	3, Breck Ruddick @ North Alabama, Oct. 28, 2017
Four Interceptions Thrown:	4 Garrett DeWitt @ West Alabama, Oct. 10, 2009
300 Yards Total Offense:	359 vs. Valdosta State, Oct. 12, 2019
400 Yards Total Offense:	473 vs. McKendree Univ., Sept. 11, 2021
500 Yards Total Offense:	580 vs. West Florida, Sept. 2, 2021
600 Yards Total Offense:	614 vs. West Alabama, Oct. 24, 2015
700 Yards Total Offense:	711, @ Lambuth, Nov. 13, 2010
100 Yards Receiving:	104, Tremell Withrow vs. North Greenville, Oct. 16, 2021
150 Yards Receiving:	161, Corinthus Edmonds, vs. West Florida (Sept. 2, 2021)
200 Yards Receiving:	203, Trevar Deed vs. North Alabama, Nov. 29, 2008
Back-to-Back Games With 100 Yards Receiving:	Chris Robinson 175 @ West Alabama, Oct. 8, 2016
	100 vs. West Florida, Oct. 15, 2016
Three Players with 100 Yards Receiving:	Delta State vs. West Alabama, Oct. 24, 2015
10 Receptions:	10, Tremell Withrow vs. North Greenville, Oct. 16, 2021

STATISTIC	PLAYER/OPPONENT
70-Yard Reception:	74, Leon Green vs. Shorter, Oct. 25, 2018
80-Yard Reception:	80, Ricky Hunt vs. Concordia, Nov. 8, 2014
90-Yard Reception:	93, James Grubbs vs. West Alabama, Sep 15, 2001
150 All-Purpose Yards:	194, Kory Gainwell at West Alabama, Oct. 23, 2021
200 All-Purpose Yards:	227, Chris Robinson @ North Greenville, Nov. 4, 2017
250 All-Purpose Yards:	373, Trevar Deed vs. West Georgia, Nov. 7, 2009
300 All-Purpose Yards:	373, Trevar Deed vs. West Georgia, Nov. 7, 2009
350 All-Purpose Yards:	373, Trevar Deed vs. West Georgia, Nov. 7, 2009
100+ Kickoff Return Yards:	162, Kory Gainwell at West Alabama, Oct. 23, 2021
Three Touchdowns Receiving:	3, Casey Osborne @ Fort Valley State, Sept. 6, 2014
Four Touchdowns Receiving:	4, Trevar Deed vs. North Alabama, Nov. 29, 2008
Rushing TD & Receiving TD:	Chris Robinson @ North Greenville, Nov. 4, 2017
Kickoff Return For Touchdown:	Ladaron Peterson at West Alabama, Oct. 8, 2016
Rushing TD, Receiving TD, & Kickoff Return For TD:	Jeremy Ricks vs. West Georgia, Oct. 27, 2007
Punt Return For TD:	Darren Gardenhire, 35 yards vs. Shorter, Oct. 25, 2018
10 Tackles:	112, Dante Williams vs. North Greenville, Oct. 16, 2021
Two Sacks:	2, Marvin Terry vs. West Georgia, Nov. 9, 2019
Three Sacks:	3, Tim Williams vs. Bethel, Sept. 2, 2021
Five Sacks:	5, Ovenson Cledanord vs. Chowan, Sep. 9, 2017
Multiple Interceptions:	2, Sherrod Paige vs. Bethel, Sept. 2, 2021
Interception Returned For TD:	Sherrod Paige, 33 yards at West Alabama, Oct. 23, 2021
Interception & Fumble Recovery:	Decory McGee vs. Mississippi College, Sept. 29, 2016
Two Forced Fumbles:	4, Ovenson Cledanord vs. Chowan, Sep. 9, 2017
Two Fumble Recoveries:	2, Jamel Dennis & Keijne Thomas @ Shorter University, Oct. 10, 2015
Fumble Return For TD:	Fumble Return For TD: Marvin Terry (8 yards) vs. West Georgia, Nov. 9, 2019
Blocked FG:	Sirvares Snow (1Q) at West Alabama, Oct. 23, 2021
Blocked FG for TD:	Kevin White/Johnquavious McBride @ West Florida, Oct. 14, 2017
Fake Punt for TD:	Kelon Wilson (55 yards) vs. North Greenville, Sept. 22, 2018
Blocked Punt:	Sirvares Snow vs. North Greenville, Oct. 16, 2021
Blocked Punt For TD:	Zane Samuel vs. West Georgia, Sept. 10, 2016
Blocked PAT:	Quantarius Boone @ Tarleton State, Aug. 30, 2018
Safety:	Team Safety vs. West Florida, Oct. 2, 2021
40-Yard FG:	42, Connor Mantelli vs. North Greenville, Oct. 16, 2021
45-Yard FG:	47, Taylor Crabtree vs. Grand Valley State, Sept. 8, 2018
50-Yard FG:	52, Billy Dorgan @ Central Arkansas, Oct. 28, 2000
Three FGs:	3, Vince Sciorrotta, West Alabama, Oct. 7, 2017
Four FGs:	5, Taylor Crabtree vs. Florida Tech, Sept. 21, 2019
Five FGs:	5, Taylor Crabtree vs. Florida Tech, Sept. 21, 2019
Game-Winning Field Goal:	38 yards, Taylor Crabtree 5, Taylor Crabtree vs. Florida Tech, Sept. 21, 2019
60-Yard Punt:	65 yards, Cody Mills vs. West Florida, Sept. 29, 2018
70-Yard Punt:	76, Cody Mills @ Tarleton State, Aug. 30, 2018

LOOKING FOR THE RECORD BOOK?

- Delta State University Athletic Communications produces an extensive record book detailing the history and tradition of Statesman Football. The **2021 Statesman Record Book** is available online at **GoStatesmen.com** inside the "Other Links" section under Football.



FOOTBALL



GAME ONE

Sept. 2, 2021 | Cleveland, Miss.
Attendance: 3,567

BETHEL (TN)	14
DELTA STATE	48

SCORE BY QUARTERS	1	2	3	4	SCORE
Bethel (TN) University	0	7	7	0	14
Delta State	20	14	7	7	48

SCORING SUMMARY

1st	13:22	DSU	Rico Owens II 6 yd run (Connor Mantelli kick), 2-23 0:28, BETHELTN 0 - DSU 7
	11:00	DSU	Dohnite Meyers 36 yd pass from Patrick Shegog (Connor Mantelli kick failed) 4-52 1:11, BETHELTN 0 - DSU 13
	04:35	DSU	Deion Dampier 28 yd pass from Patrick Shegog (Connor Mantelli kick) 5-80 2:26, BETHELTN 0 - DSU 20
2nd	14:50	DSU	Adam Duncan 38 yd pass from Patrick Shegog (Connor Mantelli kick), 7-63 2:56, BETHELTN 0 - DSU 27
	12:24	DSU	Rico Owens II 33 yd run (Connor Mantelli kick) 3-37 1:13, BETHELTN 0 - DSU 34
	04:18	BU	Dieuly Aristilde 35 yd pass from Nolan Chowbay (Luis Morales kick) 6-49 3:21, BETHELTN 7 - DSU 34
3rd	04:38	DSU	Deion Dampier 30 yd pass from Cole Kirk (Connor Mantelli kick) 3-43 0:41, BETHELTN 7 - DSU 41
	00:33	BU	Quashawn Ford 10 yd pass from Nolan Chowbay (Luis Morales kick) 3-37 0:54, BETHELTN 14 - DSU 41
4th	05:30	DSU	Kory Gainwell 20 yd run (Connor Mantelli kick) 6-62 2:51, BETHELTN 14 - DSU 48

TEAM STATS	BETHEL	DSU
FIRST DOWNS	16	24
RUSHES-YARDS (NET)	34-65	39-191
PASSING YDS (NET)	291	318
Passes Att-Comp-Int	34-18-4	34-27-1
TOTAL OFFENSE PLAYS-YARDS	68-366	67-509
Fumble Returns-Yards	2-9	1-33
Punt Returns-Yards	1-18	4-30
Kickoff Returns-Yards	3-52	3-113
Interception Returns-Yards	1-27	4-25
Punts (Number-Avg)	6-31.3	3-51.3
Fumbles-Lost	3-3	3-3
Penalties-Yards	5-42	6-58
Possession Time	29:33	30:27
Third-Down Conversions	2 of 14	5 of 12
Fourth-Down Conversions	1 of 2	0 of 0
Red-Zone Scores-Chances	1-2	2-6
Sacks By: Number-Yards	0-0	6-39

RUSHING: BETHEL-Kegan Huddleston 6-23; Damian Johnson 6-15; James Dixon 1-15; Davius Prather 2-13; De'Ontay Tate 3-13; Ray Quan Wilson 1-4; Dieuly Aristilde 1-0; Anthony Hughes 2-minus 2; Nolan Chowbay 12-minus 16. **DELTA STATE**-Rico Owens II 8-85; Jamarcus Ellison 7-64; Kory Gainwell 8-37; Jarred Singleton 3-12; Cole Kirk 1-6; Deion Dampier 4-minus 2; TEAM 2-minus 11.

PASSING: BETHEL-Nolan Chowbay 18-34-4-291. **DELTA STATE**-Patrick Shegog 16-19-1-196; Cole Kirk 11-15-0-122.

RECEIVING: BETHEL-Dieuly Aristilde 7-123; James Dixon 3-75; De'Ontay Tate 2-20; Quashawn Ford 2-14; Damian Johnson 1-29; Davius Prather 1-21; Avont Burrus 1-10; Kegan Huddleston 1-minus 1. **DELTA STATE**-Dohnite Meyers 5-85; Deion Dampier 5-63; Corinthus Edmonds 4-37; Todd Lee Battle 3-35; Adam Duncan 2-39; Robbie Evans 2-19; Jaylen Green 2-5; Oakley Coleman 1-17; Tyler Kennedy 1-8; Kory Gainwell 1-7; Calvin Lockett 1-3.

INTERCEPTIONS: BETHEL-Jalen Harris 1-27. **DELTA STATE**-Sherrad Paige 2-0; Ty Woods 1-25; Junior Faulk 1-0.

FUMBLES: BETHEL-Nolan Chowbay 1-1; Dieuly Aristilde 1-1; De'Ontay Tate 1-1. **DELTA STATE**-Dohnite Meyers 1-1; Kory Gainwell 1-1; Robbie Evans 1-1.

SACKS (UA-A): BETHEL-None. **DELTA STATE**-Tim Williams Jr 3-0; Zane Samuel 0-1; Marvin Terry 1-0; Adrian Hill 1-0; Ervon Mincey 1-0.

TACKLES (UA-A): BETHEL-Jakobe Griffin 5-2; Vonte Bates 4-3; Jalen Harris 5-1; Darian Burns 3-3; Devious Christmon 5-0; Dee Hines 4-1; Jacob Hamer 3-1; Jared Gentry 3-0; Brody Franks 3-0; Jaylen Moore 2-1; Mike Malone 2-1; Andrew Welch 0-1; Will Secker 2-0; Afiz Bhadosh 2-0; Tim Hamilton 2-0; Cameron McKinney 2-0; Rico Smith 1-1; Xavier King 0-2; Tolando McCaa 1-0; Keyshawn Reynolds 1-0; Corey Wilhite 1-0; Keyshawn Brummett 1-0; Jacious Clark 1-0; Kegan Huddleston 1-0; Austin Brock 1-0.

DELTA STATE-Sherrad Paige 6-1; Ty Woods 4-2; Adrian Hill 5-0; Tim Williams Jr 4-0; John Valesco 3-1; Marvin Terry 3-1; Jaylan Wilson 3-0; Emanuel Barber 3-0; Patrick Lee Jr. 2-1; Tamos Stevenson 1-2; Dente Williams 1-2; John Boyd 2-0; Junior Faulk 2-0; Tim Hall 2-0; Stanley Harrison 2-0; Lemarques Thomas 1-1; Patrick Shegog 1-0; Sivares Snow 1-0; Devontre Henderson 1-0; Ervon Mincey 1-0; Ty Goldsmith 1-0; Robbie Evans 1-0; Brandon Williams 1-0; Dominique Killens 1-0; Jaylen Green 1-0; Connor Henderson 1-0; Zane Samuel 0-1.



GAME TWO

Sept. 11, 2021 | Cleveland, Miss.
Attendance: 6,789

MCKENDREE	17
DELTA STATE	45

SCORE BY QUARTERS	1	2	3	4	SCORE
McKendree University	10	7	0	0	17
Delta State	7	14	10	14	45

SCORING SUMMARY

1st	11:16	MCK	Kastl, R. 43 yd field goal, 8-37 2:40, MCK 3 - DSU 0
	07:31	MCK	Bachman, J. 17 yd pass from Pullen, T. (Kastl, R. kick), 6-83 2:46, MCK 10 - DSU 0
	03:59	DSU	Patrick Shegog 1 yd run (Connor Mantelli kick), 8-69 3:24, MCK 10 - DSU 7
2nd	13:01	MCK	Pullen, T. 23 yd run (Kastl, R. kick), 5-36 1:51, MCK 17 - DSU 7
	04:58	DSU	Tyler Kennedy 10 yd pass from Patrick Shegog (Connor Mantelli kick), 3-61 0:41, MCK 17 - DSU 14
	01:44	DSU	Dohnite Meyers 65 yd pass from Patrick Shegog (Connor Mantelli kick), 1-65 0:11, MCK 17 - DSU 21
3rd	13:08	DSU	Rico Owens II 15 yd pass from Patrick Shegog (Connor Mantelli kick), 3-49 0:49, MCK 17 - DSU 28
	04:01	DSU	Connor Mantelli 20 yd field goal, 12-65 4:00, MCK 17 - DSU 31
	04:01	DSU	Patrick Shegog 13 yd run (Connor Mantelli kick), 6-41 1:17, MCK 17 - DSU 38
4th	12:51	DSU	Kory Gainwell 7 yd run (Connor Mantelli kick), 5-37 1:09, MCK 17 - DSU 45

TEAM STATS	MCKENDREE	DSU
FIRST DOWNS	15	21
RUSHES-YARDS (NET)	41-181	39-201
PASSING YDS (NET)	128	272
Passes Att-Comp-Int	37-14-1	35-16-1
TOTAL OFFENSE PLAYS-YARDS	78-309	74-473
Fumble Returns-Yards	1-4	0-0
Punt Returns-Yards	1-0	6-35
Kickoff Returns-Yards	4-67	3-83
Interception Returns-Yards	1-70	1-2
Punts (Number-Avg)	11-35.8	5-43.2
Fumbles-Lost	2-1	3-3
Penalties-Yards	10-100	2-20
Possession Time	32:41	27:19
Third-Down Conversions	7 of 22	3 of 15
Fourth-Down Conversions	0 of 2	3 of 4
Red-Zone Scores-Chances	1-1	6-7
Sacks By: Number-Yards	0-0	1-5

RUSHING: MCKENDREE UNIVERSITY-Leflore, N. 4-63; Feldmann, B. 12-61; Franklin, J. 9-20; Pullen, T. 2-20; Fisher, C. 3-15; Middleton, T. 2-9; Hunsaker, R. 7-5; Bachman, J. 1-2; Oltean, E. 1-minus 14. **DELTA STATE**-Patrick Shegog 10-68; Rico Owens II 10-53; Jamarcus Ellison 5-28; Kory Gainwell 5-22; Deion Dampier 7-7; TEAM 2-minus 3.

PASSING: MCKENDREE-Pullen, T. 12-32-1-118; Oltean, E. 2-5-0-10. **DELTA STATE**-Patrick Shegog 16-33-1-272; Cole Kirk 0-2-0-0.

RECEIVING: MCKENDREE-Bachman, J. 4-31; Fisher, C. 2-10; Kennedy, J. 1-23; Leflore, N. 1-17; Feldmann, B. 1-15; Sprycha, J. 1-11; Franklin, J. 1-7; Siever, T. 1-6; Towns, S. 1-4; Griffin, D. 1-4. **DELTA STATE**-Dohnite Meyers 4-110; Tyler Kennedy 2-61; Todd Lee Battle 2-34; Calvin Lockett 2-24; Deion Dampier 2-22; Adam Duncan 2-8; Rico Owens II 1-15; Jaylen Green 1-minus 2.

INTERCEPTIONS: MCKENDREE-Garrett, K. 1-30. **DELTA STATE**-Jaquan Henderson 1-2.

FUMBLES: MCKENDREE-Nolan Chowbay 1-1; Dieuly Aristilde 1-1; De'Ontay Tate 1-1. **DELTA STATE**-Dohnite Meyers 1-1; Kory Gainwell 1-1; Robbie Evans 1-1.

SACKS (UA-A): MCKENDREE-Oltean, E. 1-1; Garrett, K. 1-0. **DELTA STATE**-Dohnite Meyers 2-2; Todd Lee Battle 1-1.

TACKLES (UA-A): MCKENDREE-Tucker, M. 12-4; Spraggins, K. 3-3; Perkins, D. 5-0; Houston, S. 4-1; King, I. 2-3; Crooks, D. 3-0; Hughes, A. 2-1; Johnson, J. 2-1; Stephens, D. 2-0; Young, E. 2-0; Pisoni, T. 1-1; Wilson, B. 1-1; Deboof, D. 1-1; Amponsah, S. 0-2; Richter, B. 1-0; Pisoni, L. 1-0; Oshana, A. 1-0; Crump, D. 1-0; Myles, D. 1-0; Dilger, C. 1-0; Holmes, J. 1-0; Wilson, Br. 1-0; Middleton, T. 1-0; Bachman, J. 1-0; Garrett, K. 1-0; Ward, I. 0-1.

DELTA STATE-Dante Williams 7-5; Marvin Terry 5-0; Lemarques Thomas 3-2; Dayreke Snow 4-0; Jaquan Henderson 4-0; Ty Woods 4-0; Sherrad Paige 3-1; Dominique Killens 3-1; Patrick Lee Jr 3-1; Stanley Harrison 2-1; Ty Goldsmith 2-1; Tim Williams Jr 0-3; Jaylan Wilson 2-0; Junior Faulk 2-0; Joseph Stone III 1-1; Stanley Talley 1-1; Tamos Stevenson 1-1; Demetrius Swilley 0-2; Zarrian Billings 1-0; Anthony Echols 1-0; Adrian Hill 1-0; Zane Samuel 1-0; John Valesco 1-0; Ervin Mincey 1-0; Brandon Williams 1-0; John Boyd 1-0; Jaylen Green 1-0; Tim Hall 1-0; Bernard Thomas 1-0; Dohnite Meyers 1-0.



GAME THREE

Sept. 18, 2021 | Carrollton, Ga.
Attendance: 1,005

#22 DELTA STATE	26
#18 WEST GEORGIA	27

SCORE BY QUARTERS	1	2	3	4	SCORE
Delta State	3	3	14	6	26
West Georgia	3	14	3	7	27

SCORING SUMMARY

1st	08:00	UWG	Cervantes, Omar 28 yd field goal 12-36 5:28, DSU 0 - UWG 3
	01:45	DSU	Connor Mantelli 32 yd field goal 16-61 6:10, DSU 3 - UWG 3
2nd	13:12	DSU	Connor Mantelli 25 yd field goal 7-42 2:38, DSU 6 - UWG 3
	09:34	UWG	Devezin, Tyray 1 yd run (Cervantes, Omar kick) 13-83 3:30, DSU 6 - UWG 10
	01:07	UWG	Miranda, Isaiah 3 yd pass from Frost, Harrison (Cervantes, Omar kick) 15-99 6:15, DSU 6 - UWG 17
3rd	08:38	DSU	Deion Dampier 11 yd run (Patrick Shegog pass failed) 14-76 6:17, DSU 12 - UWG 17
	05:18	DSU	Kory Gainwell 1 yd run (Chance Tidwell pass from Patrick Shegog) 6-20 2:18, DSU 20 - UWG 17
	00:20	UWG	Cervantes, Omar 29 yd field goal 13-71 4:52, DSU 20 - UWG 20
4th	10:07	DSU	Emanuel Barber 23 yd interception return (Connor Mantelli kick failed) DSU 26 - UWG 20
	04:42	UWG	Lambert, Trevon 21 yd pass from Frost, Harrison (Cervantes, Omar kick) 12-90 5:19, DSU 26 - UWG 27

TEAM STATS	DSU	UWG
FIRST DOWNS	16	30
RUSHES-YARDS (NET)	42-150	35-102
PASSING YDS (NET)	110	292
Passes Att-Comp-Int	23-18-0	50-29-2
TOTAL OFFENSE PLAYS-YARDS	65-260	85-394
Fumble Returns-Yards	0-0	0-0
Punt Returns-Yards	2-24	2-9
Kickoff Returns-Yards	6-127	6-105
Interception Returns-Yards	2-27	0-0
Punts (Number-Avg)	4-41.5	2-42.5
Fumbles-Lost	2-1	1-1
Penalties-Yards	8-95	6-55
Possession Time	27:19	32:41
Third-Down Conversions	7 of 16	11 of 18
Fourth-Down Conversions	1 of 2	1 of 1
Red-Zone Scores-Chances	4-4	5-5
Sacks By: Number-Yards	1-6	0-0

RUSHING: DELTA STATE-Patrick Shegog 19-71; Kory Gainwell 9-33; Deion Dampier 10-29; Rico Owens II 4-17. **WEST GEORGIA**-Mosley, Rajaez 10-52; Devezin, Tyray 14-23; Royalston, Chri 5-21; Jordan, Jace 3-8; Blackmon, Ronni 1-2; TEAM 1-minus 5; Frost, Harrison 1-minus 6.

PASSING: DELTA STATE-Patrick Shegog 19-23-0-110. **WEST GEORGIA**-Frost, Harrison 29-50-2-292.

RECEIVING: DELTA STATE-Corinthus Edmonds 8-59; Todd Lee Battle 4-21; Tyler Kennedy 3-18; Dohnite Meyers 2-9; Rico Owens II 1-3; Robbie Evans 1-0. **WEST GEORGIA**-Blackmon, Ronni 8-90; Patterson, Phil 7-49; Slade, Mechane 6-95; Devezin, Tyray 2-8; Miranda, Isaiah 2-4; Lambert, Trevon 1-2; Royalston, Chris 1-17; Cole, Terrill 1-7; Risper, Scooter 1-1.


INTERCEPTIONS: DELTA STATE-Emanuel Barber 1-23; Ty Woods 1-4. **WEST GEORGIA**-None.

FUMBLES: DELTA STATE-Patrick Shegog 2-1. **WEST GEORGIA**-TEAM 1-1.

SACKS (UA-A): DELTA STATE-Stanley Talley 1-0. **WEST GEORGIA**-None.

TACKLES (UA-A): DELTA STATE-Delta State-Junior Faulk 7-0; Marvin Terry 5-1; Dante Williams 5-1; Tamos Stevenson 5-0; Ty Woods 4-1; Stanley Talley 4-1; Emanuel Barber 2-3; Sherrad Paige 3-1; Tim Williams Jr 3-1; Ervin Mincey 3-0; Tim Hall 3-0; Jaylan Wilson 3-0; Zane Samuel 3-0; Stanley Harrison 2-0; Vincent Wilkerson 2-0; Jaquan Henderson 2-0; Adrian Hill 1-0; Robbie Evans 1-0; Devontre Henderson 1-0; Bernard Thomas 1-0; Sivares Snow 1-0; Jack Dunphy 1-0; Tahj Perry 0-1; Dayreke Snow 0-1; Lemarques Thomas 0-1.

WEST GEORGIA-Robins, Demarko 6-0; Dahn, Amos 5-1; Mathews, Devont 5-1; Miller, Mike 5-0; Shaw, Derrick 3-2; Chalmers, Raekwon 4-0; Overstreet, Deo 4-0; Mosley, Rajaez 3-0; O'Neal, Shahin 3-0; Jackson, Javon 2-1; Gardenhire, Dea 2-1; Parker, Matthew 2-1; Feagins, Camryn 2-1; Harris, Delvont 2-0; Blackston, Chri 2-0; Gast, Cody 1-1; Currie-Sudler, I-1; Brown, Jaylen 1-1; Huff, Tay 0-2; Satterwhite, Ka 1-0; Regina, Sam 1-0; Williams, Keond 1-0; Davis, Jordan 1-0; Arnold, T.J. 1-0; Brian Dillard 1-0; Mercer, Malcolm 0-1.

	GAME FOUR Sept. 25, 2019 Jackson, Miss. Attendance: 33,652
#25 DELTA STATE	17
JACKSON STATE	24
SCORE BY QUARTERS	1 2 3 4 SCORE
Delta State	0 0 14 3 17
Jackson State	10 7 7 0 24

SCORING SUMMARY		
1st	11:07	JSU Glenn Misiak 40 yd field goal 8-33 3:09, DSU 0 - JSU 3
	00:52	JSU Corbin III 11 yd pass from Shedeur Sanders (Glenn Misiak kick) 6-40 1:51, DSU 0 - JSU 10
2nd	01:53	JSU Corbin III 13 yd pass from Shedeur Sanders (Glenn Misiak kick), 3-5 1:03, DSU 0 - JSU 17
3rd	04:32	DSU Dohnite Meyers 35 yd pass from Patrick Shegog (Connor Mantelli kick), 6-68 2:30, DSU 7 - JSU 17
	01:16	JSU Warren Newman 6 yd pass from Shedeur Sanders (Glenn Misiak kick) 8-73 3:12, DSU 7 - JSU 24
	00:59	DSU Deion Dampier 64 yd run (Connor Mantelli kick), 1-64 0:14, DSU 14 - JSU 24
4th	14:50	DSU Connor Mantelli 41 yd field goal 4-4 1:04, DSU 17 - JSU 24

TEAM STATS	DSU	JSU
FIRST DOWNS	10	21
RUSHES-YARDS (NET)	30-146	38-65
PASSING YDS (NET)	91	251
Passes Att-Comp-Int	33-12-0	39-25-0
TOTAL OFFENSE PLAYS-YARDS	63-237	77-316
Fumble Returns-Yards	0-0	0-0
Punt Returns-Yards	3-54	7-61
Kickoff Returns-Yards	3-71	4-83
Interception Returns-Yards	0-0	0-0
Punts (Number-Avg)	9-40.6	8-35.2
Fumbles-Lost	3-1	2-1
Penalties-Yards	6-50	6-62
Possession Time	24:28	35:32
Third-Down Conversions	3 of 17	7 of 18
Fourth-Down Conversions	1 of 3	0 of 0
Red-Zone Scores-Chances	0-1	4-4
Sacks By: Number-Yards	5-34	2-8

RUSHING: DELTA STATE-Dampier 8-93; Rico Owens II 11-44; Kory Gainwell 5-11; Patrick Shegog 6-minus 2. **JACKSON STATE**-Santee Marshall 14-62; Peyton Pickett 9-36; JD Martin 5-6; Kare' Lyles 2-1; TEAM 1-minus 1; Warren Newman 1-minus 3; Shedeur Sanders 6-minus 36.

PASSING: DELTA STATE- Patrick Shegog 12-33-0-91. **JACKSON STATE**-Shedeur Sanders 25-36-0-251; Kare' Lyles 0-3-0-0.

RECEIVING: DELTA STATE-Dohnite Meyers 3-54; Todd Lee Battle 3-29; Corintheus Edmonds 2-10; Jaylen Green 1-4; Oakley Coleman 1-2; Rico Owens II 1-minus 2;Deion Dampier 1-minus 6. **JACKSON STATE**-Warren Newman 11-78; Corbin III 8-113; Shane Hooks 2-24; Trevonte Rucker 1-20; Christian Allen 1-12; Santee Marshall 1-5; Peyton Pickett 1-minus 1.


INTERCEPTIONS: DELTA STATE- None. **JACKSON STATE**-None.

FUMBLES: DELTA STATE-Patrick Shegog 1-1; Todd Lee Battle 1-0; Deion Dampier 1-0. **JACKSON STATE** JD Martin 1-1; Shedeur Sanders 1-0.

SACKS (UA-A): DELTA STATE-Marvin Terry 2-1; Tim Williams Jr 1-1; Stanley Talley 1-0. **JACKSON STATE**-James Houston 1-0; Devonta Davis 1-0.

TACKLES (UA-A): DELTA STATE- Dante Williams 8-3; Marvin Terry 6-5; John Boyd 6-2; Sherrod Paige 5-0; Dayreke Snow 4-0; Junior Faulk 3-0; Jaquan Henderson 3-0;Lemarques Thomas 3-0; Tim Hall 3-0; Stanley Talley 3-0; Tim Williams Jr 2-1;Zane Samuel 2-1; Adrian Hill 2-0; Tamos Stevenson 2-0; Emanuel Barber 1-1; Ervin Mincey 1-1; Patrick Lee, Jr 1-0; Sirvares Snow 1-0; Devontre Henderson 1-0; Ty Woods 1-0; Jamarcus Ellison 1-0.

JACKSON STATE-Au. Miller, Jr. 6-3; Keonte Hampton 6-1; Devonta Davis 4-2; Shilo Sanders 4-0; James Houston 4-0; Nyles Gaddy 3-1; CJ Holmes 2-1; C. Silmon-Craig 2-0; K. Arrington 2-0; Bailey Raborn 2-0; Anhwan Owens 1-1; John Huggins 1-0; DJ Stevens 1-0; Coyins Miller 0-1; Tredarius Carr 0-1; De'Jahn Warren 0-1.

	GAME FIVE Oct. 2, 2019 Cleveland, Miss. Attendance: 4,657
#1 WEST FLORIDA	39
DELTA STATE	33
SCORE BY QUARTERS	1 2 3 4 SCORE
West Florida	7 3 14 15 39
Delta State	14 16 3 0 33

SCORING SUMMARY		
1st	12:50	DSU Todd Lee Battle 48 yd pass from Patrick Shegog (Connor Mantelli kick) 7-60 2:10, UWF 0 - DSU 7
	12:31	UWF David Durden 90 yd pass from Austin Reed (Griffin Cerra kick) 1-90 0:14, UWF 7 - DSU 7
	06:15	DSU Rico Owens II 1 yd run (Connor Mantelli kick) 14-75 6:14, UWF 7 - DSU 14
2nd	09:40	UWF Griffin Cerra 26 yd field goal, 8-71 3:12, UWF 10 - DSU 14
	09:24	DSU Corintheus Edmonds 64 yd pass from Patrick Shegog (Connor Mantelli kick), 1-64 0:11, UWF 10 - DSU 21
	04:56	DSU TEAM safety, , UWF 10 - DSU 23
	00:45	DSU Deion Dampier 1 yd run (Connor Mantelli kick) 12-59 4:06, UWF 10 - DSU 30
3rd	12:24	UWF Jared Smith 17 yd pass from Austin Reed (Griffin Cerra kick) 5-73 2:28, UWF 17 - DSU 30
	06:24	DSU Connor Mantelli 28 yd field goal 15-67 5:54, UWF 17 - DSU 33
	01:30	UWF David Durden 14 yd pass from Austin Reed (Griffin Cerra kick) 5-53 1:39, UWF 24 - DSU 33
4th	07:37	UWF R. Hargrove 10 yd run (Griffin Cerra kick), 9-93 3:24, UWF 31 - DSU 33
	05:32	UWF Shomari Mason 9 yd pass from Austin Reed (Woldley pass from Reed) 6-46 1:52, UWF 39 - DSU 33

TEAM STATS	DSU	UWF
FIRST DOWNS	22	30
RUSHES-YARDS (NET)	25-150	52-121
PASSING YDS (NET)	285	459
Passes Att-Comp-Int	31-13-2	50-32-2
TOTAL OFFENSE PLAYS-YARDS	56-435	102-580
Fumble Returns-Yards	0-0	0-0
Punt Returns-Yards	1-5	2-2
Kickoff Returns-Yards	4-79	6-143
Interception Returns-Yards	2-24	2-4
Punts (Number-Avg)	3-43.0	2-41.5
Fumbles-Lost	0-0	2-2
Penalties-Yards	9-102	9-100
Possession Time	21:22	36:38
Third-Down Conversions	1 of 8	9 of 21
Fourth-Down Conversions	0 of 1	4 of 6
Red-Zone Scores-Chances	5-6	3-6
Sacks By: Number-Yards	7-47	1-7

RUSHING: WEST FLORIDA-Shomari Mason 10-86; R. Hargrove 7-65; Austin Reed 5-21; Jervon Newton 1-5; TEAM 2-minus 27. **DELTA STATE**-Rico Owens II 14-60; Deion Dampier 15-37; Patrick Shegog 22-22; Kory Gainwell 1-2.

PASSING: WEST FLORIDA-Austin Reed 13-31-2-285. **DELTA STATE**- Patrick Shegog 32-50-2-459.

RECEIVING: WEST FLORIDA-David Durden 3-117; Rodney Coates 3-65; Shomari Mason 3-54; Jared Smith 3-29; R. Hargrove 1-20. **DELTA STATE**-Corintheus Edmonds 8-161; Dohnite Meyers 7-75; Todd Lee Battle 5-84; Oakley Coleman 4-33; Adam Duncan 3-43; Tyler Kennedy 3-43; Calvin Lockett 1-14; Deion Dampier 1-6.


INTERCEPTIONS: WEST FLORIDA-D'Anthony Bell 1-24; Kion Holder 1-0. **DELTA STATE**- John Boyd 1-3; Lemarques Thomas 1-1.

FUMBLES: WEST FLORIDA-None. **DELTA STATE**-Tyler Kennedy 1-1; Corintheus Edmonds 1-1.

SACKS (UA-A): WEST FLORIDA-Myles Meyer 1-1; Shea Campbell 2-0; Steph. Williams 1-1; De Marco Artis 1-0; Michael Police 1-0; Trent Archie 1-0; Kee Whetzel 1-1. **DELTA STATE**-Zane Samuel 1-0; Tim Williams Jr 0-1

TACKLES (UA-A): WEST FLORIDA-T.J. Limehouse 15-1; Shea Campbell 10-3; Trent Archie 9-3; Kee Whetzel 8-2; Kion Holder 3-4; De'Marco Artis 6-0; D'Anthony Bell 5-1; Steph. Williams 2-3; Derontae Jordan 2-3; Ant. Johnson 3-1; Matthew Gotel 3-1; Shannon Showers 2-1; Myles Meyer 1-2; De'Mare. Givens 2-0; Ja'Quize Cross 2-0; Shahman Moore 2-0; Pooda Walker 2-0; Wyatt Adams 1-1; Brand. Penerton 1-1; Vin. McIntosh 1-1; Gael Laurent 1-1; Noah Shattuck 1-0; Michael Police 1-0; Jervon Newton 1-0; Aiden Swett 1-0; Mav. Woldley 0-1; Will Breland 0-1.

DELTA STATE- Sherrod Paige 5-1; Jaquan Henderson 3-1; Marvin Terry 3-1; Dayreke Snow 3-1; Tim Williams Jr 0-4; Tim Hall 3-0; Ty Woods 1-2; Sirvares Snow 2-0; John Boyd 2-0; Patrick Lee, Jr 2-0; Dante Williams 1-1; Brandon Williams 1-0; Zane Samuel 1-0; Devontre Henderson 1-0; Bernard Thomas 1-0; Lemarques Thomas 1-0; Stanley Talley 1-0; Jack Dunphy 0-1; Dominique Killens 0-1.

	GAME SIX Oct. 9, 2018 Valdosta, Ga. Attendance: 3,063
DELTA STATE	0
#4 VALDOSTA STATE	55
SCORE BY QUARTERS	1 2 3 4 SCORE
Delta State	0 0 0 0 0
Valdosta State	21 14 14 6 55

SCORING SUMMARY		
1st	14:46	VSU L. Gallimore 90 yd kickoff return (Estin Thiele kick), DSU 0 - VSU 7
	12:50	VSU L. Gallimore 31 yd pass from Ivory Durham (Estin Thiele kick) 3-50 0:36, DSU 0 - VSU 14
	04:07	VSU Jamar Thompkins 4 yd run (Estin Thiele kick) 7-89 2:35, DSU 0 - VSU 21
2nd	10:14	VSU Seth McGill 35 yd run (Estin Thiele kick) 6-96 1:53, DSU 0 - VSU 28
	01:03	VSU Jamar Thompkins 5 yd run (Estin Thiele kick) 6-73 1:28, DSU 0 - VSU 35
3rd	10:44	VSU Chris Barrett 22 yd pass from Ivory Durham (Estin Thiele kick) 4-83 1:28, DSU 0 - VSU 42
	04:55	VSU Ivory Durham 10 yd run (Estin Thiele kick) 6-57 2:28, DSU 0 - VSU 49
4th	14:14	VSU Estin Thiele 36 yd field goal 8-48 4:07, DSU 0 - VSU 52
	05:49	VSU Estin Thiele 41 yd field goal 6-13 2:45, DSU 0 - VSU 55

TEAM STATS	DSU	UWF
FIRST DOWNS	20	25
RUSHES-YARDS (NET)	51-159	39-401
PASSING YDS (NET)	202	165
Passes Att-Comp-Int	32-17-0	14-7-0
TOTAL OFFENSE PLAYS-YARDS	83-361	53-566
Fumble Returns-Yards	0-0	0-0
Punt Returns-Yards	1-2	0-0
Kickoff Returns-Yards	5-116	1-96
Interception Returns-Yards	0-0	0-0
Punts (Number-Avg)	5-31.8	1-37.0
Fumbles-Lost	1-1	1-1
Penalties-Yards	5-45	2-44
Possession Time	37:53	22:07
Third-Down Conversions	7 of 20	2 of 5
Fourth-Down Conversions	3 of 5	0 of 0
Red-Zone Scores-Chances	0-4	4-4
Sacks By: Number-Yards	0-0	3-20

RUSHING: DELTA STATE-Kory Gainwell 15-65; Deion Dampier 11-48; Rico Owens II 10-31; Jamarcus Ellison 5-24; Patrick Shegog 3-5; TEAM 2-minus 4; Cole Kirk 5-minus 10. **VALDOSTA STATE**-Seth McGill 14-186; Jamar Thompkins 10-134; James Chaney 6-41; Ivory Durham 4-29; Sam Edwards 2-11; C. Hollingshed 2-2; Team 1-minus 2.

PASSING: DELTA STATE- Cole Kirk 10-20-0-126; Patrick Shegog 7-12-0-76. **VALDOSTA STATE**-Ivory Durham 7-13-0-165; Sam Edwards 0-1-0-0.

RECEIVING: DELTA STATE-Dohnite Meyers 5-50; Todd Lee Battle 3-63; Rico Owens II 2-9; Jamarcus Ellison 2-5; Robbie Evans 1-30; Chancie Tidwell 1-25; Tyler Kennedy 1-11; Corintheus Edmonds 1-7; Deion Dampier 1-2. **VALDOSTA STATE**-L. Gallimore 3-78; Brian Saunders 3-65; Chris Barrett 1-22.

INTERCEPTIONS: DELTA STATE- none. **VALDOSTA STATE** -Jackson Bull 1-1; Jameon Gaskin 0-1; Brian Williams 1-0.


FUMBLES: DELTA STATE-none. **VALDOSTA STATE**-Jamar Thompkins 1-1.

SACKS (UA-A): DELTA STATE-Zane Samuel 1-0; Tim Williams Jr 0-1

TACKLES (UA-A): DELTA STATE- Bernard Thomas 4-0; Sherrod Paige 1-3; Dante Williams 0-4; Tamos Stevenson 3-0; Ty Woods 2-1; Brandon Williams 2-1; John Valesco 2-1; Lemarques Thomas 0-3; Jaquan Henderson 2-0; Tim Hall 1-1; Zane Samuel 1-1; Adrian Hill 1-1; Marvin Terry 1-1; Tahj Perry 0-2; Sirvares Snow 1-0; Deion Dampier 1-0; Ervin Mincey 1-0; Junior Faulk 1-0; Dayreke Snow 0-1; John Boyd 0-1; Emanuel Barber 0-1.

VALDOSTA STATE-Nick Moss 8-8; Cory Roberts 9-2; J. Martin 4-4; M. Jefferson 2-6; Jaylen Jackson 3-4; Arrington Dulin 0-7; Jameon Gaskin 2-4; Brian Williams 3-2; C. Matthew 1-3; Jackson Bull 1-3; Elijah Watson 3-0; Phillip Starks 2-0; Jaylen Dunbar 2-0; Kermit Solomon 1-1; Michyl Shaw 0-2; Council Allen 1-0; Steve Durosier 1-0; Aleem Coley 1-0; Travis Cooper 1-0; Eric Williams 0-1; Larry Johnson 0-1; Miles Harp 0-1.



	GAME SEVEN Oct. 169, 2021 Cleveland, Miss. Attendance: 1,002
NORTH GREENVILLE	42
DELTA STATE	34

SCORE BY QUARTERS	1	2	3	4	OT1	OT2	SCORE
North Greenville	7	6	0	14	7	8	42
Delta State	7	7	10	3	7	0	34

SCORING SUMMARY

1st	08:21	DSU	Rico Owens II 4 yd run (Connor Mantelli kick)
			10-65 3:19, NGU 0 - DSU 7
	03:48	NGU	Joshua Edwards 5 yd pass from Bryce Fields (Colin Karhu kick)
			10-75 4:33, NGU 7 - DSU 7
2nd	10:22	DSU	Rico Owens II 1 yd run (Connor Mantelli kick)
			2-14 0:25, NGU 7 - DSU 14
	08:26	NGU	Colin Karhu 26 yd field goal
			4-2 1:03, NGU 10 - DSU 14
	00:03	NGU	Colin Karhu 49 yd field goal
			6-38 0:46, NGU 13 - DSU 14
3rd	06:41	DSU	Connor Mantelli 22 yd field goal
			7-24 2:29, NGU 13 - DSU 17
	03:01	DSU	Deion Dampier 30 yd run (Connor Mantelli kick)
			4-50 1:34, NGU 13 - DSU 24
4th	13:22	NGU	Matthew Martin 91 yd pass from Bryce Fields (Colin Karhu kick)
			2-91 0:17, NGU 20 - DSU 24
	05:40	NGU	Matthew Martin 71 yd pass from Bryce Fields (Colin Karhu kick)
			1-71 0:12, NGU 27 - DSU 24
	02:59	DSU	Connor Mantelli 42 yd field goal
			10-48 2:34, NGU 27 - DSU 27
OT	15:00	DSU	Tremell Withrow II yd pass from Cole Kirk (Connor Mantelli kick)
			23-0 15:31, NGU 27 - DSU 34
	15:00	NGU	Semaj Lakin I yd run (Colin Karhu kick)
			23-0 15:31, NGU 34 - DSU 34
	15:00	NGU	Semaj Lakin I yd run (Christian Bruce pass from B. Fields)
			23-0 15:31, NGU 42 - DSU 34

TEAM STATS	NGU	DSU
FIRST DOWNS	17	30
RUSHES-YARDS (NET)	42-95	51-219
PASSING YDS (NET)	239	294
Passes Att-Comp-Int	20-11-1	54-33-0
TOTAL OFFENSE PLAYS-YARDS	62-334	105-513
Fumble Returns-Yards	1-49	0-0
Punt Returns-Yards	2-0	3-35
Kickoff Returns-Yards	1-13	3-71
Interception Returns-Yards	0-0	1-0
Punts (Number-Avg)	7-44.0	6-33.5
Fumbles-Lost	1-1	3-3
Penalties-Yards	3-29	13-90
Possession Time	20:30	54:30
Third-Down Conversions	3 of 11	9 of 21
Fourth-Down Conversions	0 of 0	0 of 2
Red-Zone Scores-Chances	2-2	3-6
Sacks By: Number-Yards	2-5	3-26

RUSHING: NORTH GREENVILLE-Cole Swift 15-49; Semaj Lakin II-41; EJ Humphrey 6-23; Joshua Edwards 2-1; Team I-minus 1; Kaelan Riley I-minus 7; Bryce Fields 6-minus 11. **DELTA STATE**-Deion Dampier 20-159; Rico Owens II 20-91; Kory Gainwell 6-16; TEAM I-0; Cole Kirk 4-minus 47.

PASSING: NORTH GREENVILLE-Bryce Fields 7-14-205; Kaelan Riley 4-5-34; Team 0-1-0-0. **DELTA STATE** - Cole Kirk 33-54-0-294.

RECEIVING: NORTH GREENVILLE-Matthew Martin 3-168; Logan Byrd 3-19; Joshua Edwards 2-19; Doug Washington I-13; Christian Bruce I-12; Andrew Yates I-8. **DELTA STATE**-Tremell Withrow 10-104; Dohnte Meyers 8-91; Todd Lee Battle 5-37; Oakley Coleman 5-35; Tyler Kennedy 2-17; Corinthus Edmonds I-12; Robbie Evans I-4; Rico Owens II I-minus 6.


INTERCEPTIONS: NORTH GREENVILLE -none **DELTA STATE**- Sherrod Paige I-1.

FUMBLES: NORTH GREENVILLE -Tyree Funnay I-1. **DELTA STATE**-Cole Kirk I-1; Deion Dampier I-1; Tremell Withrow I-1.

SACKS (UA-A): NORTH GREENVILLE-Rodney Evans I-0; Kwame Livingston I-0. **DELTA STATE**-Tim Williams Jr I-1; Marvin Terry 0-1; Emanuel Barber I-0; Zane Samuel I-0; John Boyd 0-1.

TACKLES (UA-A): DELTA STATE-Dante Williams 6-5; Tim Williams Jr 6-4; Ty Woods 5-2; Sherrod Paige 5-2; Marvin Terry 4-1; Junior Faulk 3-2; Stanley Harrison 3-1; Zane Samuel 3-0; Jaquan Henderson 2-1; John Boyd 2-1; Emanuel Barber 2-0; Stanley Talley I-1; John Valesco I-1; Brandon Williams I-0; Joseph Stone III I-0; Sirvares Snow I-0; Dohnte Meyers I-0; Tahj Perry I-0; Tamos Stevenson 0-1; Dayreke Snow 0-1; Dominique Killens 0-1.

NORTH GREENVILLE - Ethan Alexander 13-7; Eddie Martin 10-3; Kameron Burton 8-4; Kwame Livingston 6-5; De'Iveon Donald 7-2; Rodney Evans 6-0; Cory Croteau 5-1; Caleb Bynum 2-4; EJ Bradford 4-0; Tremaine Epps 2-2; Mike Norman 0-4; Landon Spooner 3-0; Aaron Watson 3-0; Bryson Capps 2-1; Nick Jones 2-1; Deandre Mack 2-0; Justin Rouse I-1; Clayton Stancil I-0; Shanye Monsanto I-0; Chris Evans I-0; S. Antley I-0; Bryce Mointosh I-0; Myles Prosser I-0; Cameron Eubanks 0-1; Jahvon Brown 0-1.

	GAME EIGHT Oct. 23, 2021 Livingston, Ala. Attendance: 3,167
DELTA STATE	35
#15 WEST ALABAMA	30

SCORE BY QUARTERS	1	2	3	4	SCORE
Delta State	14	7	14	0	35
West Ala.	3	14	6	7	30

SCORING SUMMARY

1st	12:53	DSU	Rico Owens II 1 yd run (Connor Mantelli kick)
			5-68 2:07, DSU 7 - UWA 0
	08:53	UWA	G. Dunkle 47 yd field goal
			9-91 1:30, DSU 7 - UWA 3
	07:53	DSU	Kory Gainwell 29 yd run (Connor Mantelli kick)
			3-59 0:51, DSU 14 - UWA 3
2nd	13:48	UWA	D. Battle 2 yd run (G. Dunkle kick)
			8-69 2:06, DSU 14 - UWA 10
	11:34	DSU	Dohnte Meyers 5 yd pass from Cole Kirk (Connor Mantelli kick)
			5-55 2:08, DSU 21 - UWA 10
	10:46	UWA	T. Martin 93 yd pass from J. McDaniels (G. Dunkle kick)
			2-96 0:46, DSU 21 - UWA 17
3rd	14:28	DSU	Sherrod Paige 33 yd interception return (Connor Mantelli kick),
			DSU 28 - UWA 17
	07:32	UWA	G. Dunkle 22 yd field goal
			17-71 6:56, DSU 28 - UWA 20
	03:55	UWA	G. Dunkle 33 yd field goal
			5-15 2:05, DSU 28 - UWA 23
	00:13	DSU	Rico Owens II 3 yd run (Connor Mantelli kick)
			7-68 3:33, DSU 35 - UWA 23
4th	13:40	UWA	T. Webb 34 yd run (G. Dunkle kick),
			5-78 1:28, DSU 35 - UWA 30

TEAM STATS	DSU	UWA
FIRST DOWNS	12	36
RUSHES-YARDS (NET)	36-88	54-287
PASSING YDS (NET)	225	283
Passes Att-Comp-Int	24-14-1	51-17-1
TOTAL OFFENSE PLAYS-YARDS	60-313	105-570
Fumble Returns-Yards	0-0	1-12
Punt Returns-Yards	0-0	5-15
Kickoff Returns-Yards	7-175	3-25
Interception Returns-Yards	1-33	1-25
Punts (Number-Avg)	9-42.3	4-32.5
Fumbles-Lost	1-1	4-2
Penalties-Yards	16-156	4-41
Possession Time	28:19	31:41
Third-Down Conversions	3 of 14	6 of 18
Fourth-Down Conversions	1 of 1	1 of 2
Red-Zone Scores-Chances	3-3	3-6
Sacks By: Number-Yards	1-9	4-28

RUSHING: DELTA STATE-Rico Owens II 12-33; Deion Dampier 12-32; Kory Gainwell -31; TEAM I-minus 2; Cole Kirk 8-minus 6. **WEST ALA.**-D. Battle 26-111; T. Webb II-92; J. Smith 9-87; J. McDaniels 8-minus 3.

PASSING: DELTA STATE -Cole Kirk 14-24-1-225. **WEST ALA.**-J. McDaniels 17-51-1-283.

RECEIVING: DELTA STATE-Dohnte Meyers 4-43; Katerian Legrone 3-12; Calvin Lockett 2-54; Todd Lee Battle 2-35; Chancie Tidwell I-58; Rico Owens II-22; Vincent Wilkerson I-3. **WEST ALA.**-T. Martin 6-169; B. Blanchard 4-61; D. Battle 3-1; C. Bass 2-36; D. Nalls 2-16.


INTERCEPTIONS: DELTA STATE- Sherrod Paige I-33 **WEST ALA.**-J. Boyd I-25.

FUMBLES: NORTH GREENVILLE -Tyree Funnay I-1. **DELTA STATE**-Cole Kirk I-1; Deion Dampier I-1; Tremell Withrow I-1.

SACKS (UA-A): DELTA STATE-Cole Kirk I-1. **WEST ALA.**-J. McDaniels 2-0; T. Martin I-1; C. Bass I-1.

TACKLES (UA-A): DELTA STATE-Dante Williams 14-0; John Valesco 7-2; Lemarques Thomas 5-0; Junior Faulk 5-0; Tim Williams Jr 5-0; Marvin Terry 5-0; Ty Woods 4-1; Sherrod Paige 4-0; Emanuel Barber 3-0; Patrick Lee, Jr 3-0; Devontre Henderson 2-1; Tremell Withrow 2-0; John Boyd 2-0; Jaquan Henderson 2-0; Tamos Stevenson 2-0; Adrian Hill I-1; Zane Samuel I-0; Sirvares Snow I-0; Stanley Harrison I-0; Vincent Wilkerson I-0; Dayreke Snow I-0; Cole Kirk I-0.

WEST ALABAMA -J. Hatcher 7-0; C. Terrell 6-0; M. Anderson 5-0; S. Lewis 5-0; J. Boyd 4-0; U. Lilly 4-0; N. Ellis 3-0; C. Embry 2-0; T. Newell 2-0; D. Mays 2-0; R. Chatman 2-0; G. Dunkle I-0; T. Stanford I-0; B. Breaux I-0; S. Hood I-0; R.Terry I-0; S. Gray I-0; A. Cosby I-0; G. McKenzie 0-1.

	GAME NINE Oct. 30, 2021 Cleveland, Miss. Attendance: 6,825 HOMECOMING
SHORTER UNIVERSITY	13
DELTA STATE	14

SCORE BY QUARTERS	1	2	3	4	SCORE
Shorter University	13	0	0	0	13
Delta State	0	7	0	7	14

SCORING SUMMARY

1st	08:30	SU	Trevon Hawkins 10 yd blocked punt return (Nick Pope kick),
			SHORTER 7 - DSU 0
	05:57	SU	John Dietl III 25 yd pass from Aeneas Dennis (Nick Pope kick blocked)
			3-45 0:54, SHORTER 13 - DSU 0
2nd	05:31	DSU	Deion Dampier 20 yd run (Connor Mantelli kick)
			9-69 4:14, SHORTER 13 - DSU 7
4th	07:16	DSU	Deion Dampier 91 yd run (Connor Mantelli kick)
			1-86 0:15, SHORTER 13 - DSU 14

TEAM STATS	SU	DSU
FIRST DOWNS	16	19
RUSHES-YARDS (NET)	37-113	43-256
PASSING YDS (NET)	83	117
Passes Att-Comp-Int	22-10-1	30-17-0
TOTAL OFFENSE PLAYS-YARDS	59-196	73-373
Fumble Returns-Yards	0-0	0-0
Punt Returns-Yards	3-27	1-5
Kickoff Returns-Yards	0-0	3-56
Interception Returns-Yards	0-0	1-0
Punts (Number-Avg)	9-40.7	8-34.0
Fumbles-Lost	2-0	0-0
Penalties-Yards	4-26	8-80
Possession Time	27:14	32:46
Third-Down Conversions	1 of 13	4 of 17
Fourth-Down Conversions	0 of 1	1 of 2
Red-Zone Scores-Chances	0-0	1-3
Sacks By: Number-Yards	3-30	5-31

RUSHING: SHORTER UNIVERSITY-Jaiden Dollard 16-63; Aeneas Dennis 15-34; Lanadrick Bradley I-8; Tyrell Owens 4-6; Noah Holland I-2. **DELTA STATE**-Deion Dampier 15-152; Rico Owens II 18-104; Kory Gainwell 2-2; Cole Kirk 8-minus 2.

PASSING: SHORTER UNIVERSITY-Aeneas Dennis 10-21-1-83; Team 0-1-0-0. **DELTA STATE**-Cole Kirk 17-30-0-117.

RECEIVING: SHORTER UNIVERSITY-John Dietl III 3-44; Lanadrick Bradley 3-12; Raekwon Burch 2-16; Kyah Plummer I-12; Jaiden Dollard I-minus 1. **DELTA STATE**-Dohnte Meyers 4-14; Tyler Kennedy 3-32; Rico Owens II 3-21; Jaylen Green 2-20; Todd Lee Battle 2-14; Oakley Coleman I-10; Deion Dampier I-6; Cole Kirk I-0.

INTERCEPTIONS: SHORTER UNIVERSITY-None. **DELTA STATE**-Patrick Lee, Jr I-0.

FUMBLES: SHORTER UNIVERSITY-Kyah Plummer I-0; Aeneas Dennis I-0. **DELTA STATE**-None.

SACKS (UA-A): SHORTER UNIVERSITY-Fabian Reid 3-0. **DELTA STATE**-Marvin Terry 4-0; Tim Williams Jr I-0; Zane Samuel 0-1.

TACKLES (UA-A): SHORTER UNIVERSITY-Cornell Washington 9-1; Nemo Reddish 7-2; Fabian Reid 5-4; Hunter Hodson 8-0; Chip Williams 5-2; Bryan Rice 5-1; Timothy Walker 4-2; Hunter May 5-0; Hunter Poole 3-2; B. Bordeaux 3-2; Tyshawn Jackson 2-0; Justice Ezeokunkwo I-1; Kareem Hobbs, Jr. I-0; Derek Gibson I-0; Jaiden Dollard I-0; Trey Thomas I-0; Reece Poe I-0.

DELTA STATE-John Valesco 6-4; Marvin Terry 7-0; Stanley Talley 4-1; Zane Samuel I-4; John Boyd 4-0; Tim Williams Jr 4-0; Lemarques Thomas 3-0; Dayreke Snow 2-1; Tamos Stevenson 2-1; Junior Faulk 2-1; Derrick Billings I-2; Dante Williams 2-0; Bernard Thomas 2-0; Tahj Perry I-1; Rico Owens II I-0; Sirvares Snow I-0; Stanley Harrison I-0; Ty Woods I-0; Tim Hall I-0; Sherrod Paige I-0; Chris Sehring 0-1; Jaquan Henderson 0-1; Emanuel Barber 0-1.



2021 STATESMEN FOOTBALL
Delta State Overall Team Statistics (as of Nov 04, 2021)
All games



Team Statistics	DSU	OPP
SCORING	252	261
Points Per Game	28.0	29.0
Points Off Turnovers	69	51
FIRST DOWNS	182	198
Rushing	85	79
Passing	84	85
Penalty	13	34
RUSHING YARDAGE	1531	1459
Yards gained rushing	1834	1772
Yards lost rushing	303	313
Rushing Attempts	377	345
Average Per Rush	4.1	4.2
Average Per Game	170.1	162.1
TDs Rushing	19	11
PASSING YARDAGE	2088	2017
Comp-Att-Int	187-315-5	144-298-12
Average Per Pass	6.6	6.8
Average Per Catch	11.2	14.0
Average Per Game	232.0	224.1
TDs Passing	12	19
TOTAL OFFENSE	3619	3476
Total Plays	692	643
Average Per Play	5.2	5.4
Average Per Game	402.1	386.2
KICK RETURNS: #-Yards	39-955	26-520
PUNT RETURNS: #-Yards	22-187	22-135
INT RETURNS: #-Yards	12-91	5-106
KICK RETURN AVERAGE	24.5	20.0
PUNT RETURN AVERAGE	8.5	6.1
INT RETURN AVERAGE	7.6	21.2
FUMBLES-LOST	18-15	16-10
PENALTIES-Yards	73-694	49-501
Average Per Game	77.1	55.7
PUNTS-Yards	51-1997	51-1919
Average Per Punt	39.2	37.6
Net punt average	35.7	33.2
KICKOFFS-Yards	46-2737	52-3144
Average Per Kick	59.5	60.5
Net kick average	40.6	36.8
TIME OF POSSESSION/Game	33:31	28:09
3RD-DOWN Conversions	50/153	40/127
3rd-Down Pct	33%	31%
4TH-DOWN Conversions	14/25	3/9
4th-Down Pct	56%	33%
SACKS BY-Yards	23-157	21-138
MISC YARDS	8	-10
TOUCHDOWNS SCORED	33	32
FIELD GOALS-ATTEMPTS	7-17	12-17
ON-SIDE KICKS	1-1	0-0
RED-ZONE SCORES	(22-40) 55%	(25-30) 83%
RED-ZONE TOUCHDOWNS	(17-40) 43%	(17-30) 57%
PAT-ATTEMPTS	(29-31) 94%	(29-30) 97%
ATTENDANCE	45680	85486
Games/Avg Per Game	10/4568	8/10686
Neutral Site Games		0/0

Score by Quarters	1st	2nd	3rd	4th	OT	Total
Delta State	65	68	72	40	7	252
Opponents	74	72	51	49	15	261



2021 STATESMEN FOOTBALL
Delta State Overall Individual Statistics (as of Nov 04, 2021)
All games



Rushing	g	att	gain	loss	net	avg	td	lg	avg/g
Deion Dampier	9	102	578	23	555	5.4	6	91	61.7
Rico Owens II	9	107	555	31	524	4.9	7	36	58.2
Kory Gainwell	9	54	244	25	219	4.1	4	29	24.3
Patrick Shegog	6	60	249	65	184	3.1	2	32	30.7
Jamarcus Ellison	4	17	117	1	116	6.8	0	41	29.0
Jarred Singleton	3	3	12	0	12	4.0	0	9	4.0
TEAM	8	8	0	20	-20	-2.5	0	0	-2.5
Cole Kirk	9	26	79	138	-59	-2.3	0	16	-6.6
Total	0	377	1834	303	1531	4.1	19	91	0.0
Opponents	0	345	1772	313	1459	4.2	11	61	0.0

Passing	g	effic	comp	att	in	pct	yds	td	lg	avg/g
Patrick Shegog	6	132.26	102	170	4	60.0	1204	9	65	200.7
Cole Kirk	9	115.28	85	145	1	58.6	884	3	56	98.2
Total	0	124.44	187	315	5	59.4	2088	12	65	0.0
Opponents	0	118.16	144	298	12	48.3	2017	19	93	0.0

Receiving	g	no.	yds	avg	td	lg	avg/g
Dohnte Meyers	9	42	531	12.6	4	65	59.0
Todd Lee Battle	9	29	352	12.1	1	48	39.1
Corintheus Edmon	8	24	286	11.9	1	64	35.8
Tyler Kennedy	9	15	190	12.7	1	51	21.1
Oakley Coleman	9	12	97	8.1	0	17	10.8
Deion Dampier	9	11	93	8.5	2	30	10.3
Tremell Withrow	5	10	104	10.4	1	37	20.8
Rico Owens II	9	10	62	6.2	1	22	6.9
Adam Duncan	8	7	90	12.9	1	38	11.2
Calvin Lockett	6	6	95	15.8	0	40	15.8
Jaylen Green	6	6	27	4.5	0	15	4.5
Robbie Evans	9	5	53	10.6	0	30	5.9
Katerian Legrone	4	3	12	4.0	0	5	3.0
Chancie Tidwell	6	2	81	40.5	0	56	13.5
Jamarcus Ellison	4	2	5	2.5	0	9	1.2
Kory Gainwell	9	1	7	7.0	0	7	0.8
Vincent Wilkerson	7	1	3	3.0	0	3	0.4
Cole Kirk	9	1	0	0.0	0	0	0.0
Total	0	187	2088	11.2	12	65	0.0
Opponents	0	144	2017	14.0	19	93	0.0

Punt Returns	no.	yds	avg	td	lg
Robbie Evans	15	154	10.3	0	24
Dohnte Meyers	4	13	3.2	0	12
Dayreke Snow	1	9	9.0	0	9
Kory Gainwell	1	2	2.0	0	0
John Boyd	1	9	9.0	0	0
Total	22	187	8.5	0	24
Opponents	22	135	6.1	1	55

Interceptions	no.	yds	avg	td	lg
Sherrod Paige	4	33	8.2	1	33
Ty Woods	2	29	14.5	0	25
Junior Faulk	1	0	0.0	0	0
Emanuel Barber	1	23	23.0	1	23
Lemarques Thoma	1	1	1.0	0	1
Jaquan Henderson	1	2	2.0	0	2
Patrick Lee, Jr	1	0	0.0	0	0
John Boyd	1	3	3.0	0	3
Total	12	91	7.6	2	33
Opponents	5	106	21.2	0	27

Kick Returns	no.	yds	avg	td	lg
Kory Gainwell	32	808	25.2	0	48
Robbie Evans	4	97	24.2	0	29
John Valesco	1	12	12.0	0	12
Junior Faulk	1	15	15.0	0	15
Tyler Kennedy	1	23	23.0	0	23
Total	39	955	24.5	0	48
Opponents	26	520	20.0	1	90

Fumble Returns	no.	yds	avg	td	lg
Ty Woods	1	33	33.0	0	33
Total	1	33	33.0	0	33
Opponents	5	48	9.6	0	49



2021 STATESMEN FOOTBALL
Delta State Overall Individual Statistics (as of Nov 04, 2021)
All games



Scoring	td	fg	PAT				dx	saf	pts
			kick	rush	rcv	pass			
Connor Mantelli	-	7-17	29-31	-	-	-	-	-	50
Deion Dampier	8	-	-	-	-	-	-	-	48
Rico Owens II	8	-	-	-	-	-	-	-	48
Kory Gainwell	4	-	-	-	-	-	-	-	24
Dohnte Meyers	4	-	-	-	-	-	-	-	24
Patrick Shegog	2	-	-	-	-	1-2	-	-	12
Todd Lee Battle	1	-	-	-	-	-	-	-	6
Adam Duncan	1	-	-	-	-	-	-	-	6
Tremell Withrow	1	-	-	-	-	-	-	-	6
Corintheus Edmon	1	-	-	-	-	-	-	-	6
Emanuel Barber	1	-	-	-	-	-	-	-	6
Sherrod Paige	1	-	-	-	-	-	-	-	6
Tyler Kennedy	1	-	-	-	-	-	-	-	6
TEAM	-	-	-	-	-	-	-	1	2
Chancie Tidwell	-	-	-	-	1	-	-	-	2
Total	33	7-17	29-31	-	1	1-2	-	1	252
Opponents	32	12-17	29-30	-	2	2-2	-	-	261

Total Offense	g	plays	rush	pass	total	avg/g
Patrick Shegog	6	230	184	1204	1388	231.3
Cole Kirk	9	171	-59	884	825	91.7
Deion Dampier	9	102	555	0	555	61.7
Rico Owens II	9	107	524	0	524	58.2
Kory Gainwell	9	54	219	0	219	24.3
Jamarcus Ellison	4	17	116	0	116	29.0
Jarred Singleton	3	3	12	0	12	4.0
TEAM	8	8	-20	0	-20	-2.5
Total	0	692	1531	2088	3619	0.0
Opponents	0	643	1459	2017	3476	0.0

Field Goals	fg	pct.	01-19	20-29	30-39	40-49	50-99	lg	blk
Connor Mantelli	7-17	41.2	0-0	4-7	1-6	2-4	0-0	42	2
FG Sequence	Delta State		Opponents						
BETHEL TN	34,24,43		-						
McKendree Univers	(20)		(43)						
West Georgia	(32),(25)		(28),47,(29)						
Jackson State	39,(41)		(40),49,49						
West Florida	(28)		(26)						
Valdosta State	33,44,31		(36),(41)						
North Greenville	(22),(42),38		(26),(49)						
West Ala.	-		(47),37,52,(22),(33)						
Shorter University	21,25		-						

Punting	no.	yds	avg	lg	tb	fc	i20	50+	blk
Parker Burleson	50	1993	39.9	59	2	13	20	8	1
TEAM	1	0	0.0	0	0	0	0	0	0
Total	51	1993	39.2	59	2	13	20	8	1
Opponents	51	1913	37.6	70	2	16	10	5	3
Kickoffs	no.	yds	avg	tb	ob	retn	net	ydIn	
Parker Burleson	45	2675	59.5	14	2				
Connor Mantelli	1	616	1.0	0	0				
Total	46	2735	59.5	14	2	20	0.40	6	24
Opponents	52	3146	60.5	11	1	24	5.36	8	28

Numbers in (parentheses) indicate field goal was made.



2021 STATESMEN FOOTBALL
Delta State Overall Individual Statistics (as of Nov 04, 2021)
All games



All Purpose	g	rush	rcv	pr	kr	ir	total	avg/g
Kory Gainwell	9	219	7	2	808	0	1036	115.1
Deion Dampi	9	555	93	0	0	0	648	72.0
Rico Owens I	9	524	62	0	0	0	586	65.1
Dohnte Meye	9	0	531	13	0	0	544	60.4
Todd Lee Bat	9	0	352	0	0	0	352	39.1
Robbie Evan	9	0	53	154	97	0	304	33.8
Corintheus E	8	0	286	0	0	0	286	35.8
Tyler Kenned	9	0	190	0	23	0	213	23.7
Patrick Sheg	6	184	0	0	0	0	184	30.7
Jamarcus Elli	4	116	5	0	0	0	121	30.2
Tremell Withr	5	0	104	0	0	0	104	20.8
Oakley Cole	9	0	97	0	0	0	97	10.8
Calvin Locket	6	0	95	0	0	0	95	15.8
Adam Dunca	8	0	90	0	0	0	90	11.2
Chancie Tidw	6	0	81	0	0	0	81	13.5
Sherrod Paig	9	0	0	0	0	33	33	3.7
Ty Woods	9	0	0	0	0	29	29	3.2
Jaylen Green	6	0	27	0	0	0	27	4.5
Emanuel Bar	9	0	0	0	0	23	23	2.6
Junior Faulk	9	0	0	0	15	0	15	1.7
John Boyd	8	0	0	9	0	3	12	1.5
John Valesco	9	0	0	0	12	0	12	1.3
Katerian Legr	4	0	12	0	0	0	12	3.0
Jarred Singlet	3	12	0	0	0	0	12	4.0
Dayreke Sno	9	0	0	9	0	0	9	1.0
Vincent Wilke	7	0	3	0	0	0	3	0.4
Jaquan Hend	9	0	0	0	0	2	2	0.2
Lemarques T	8	0	0	0	0	1	1	0.1
TEAM	8	-20	0	0	0	0	-20	-2.5
Cole Kirk	9	-59	0	0	0	0	-59	-6.6
Total	0	1531	2088	187	955	91	4852	0.0
Opponents	0	1459	2017	135	520	106	4237	0.0



2021 STATESMEN FOOTBALL
Delta State Overall Defensive Statistics (as of Nov 04, 2021)
All games



##	Defensive Leaders	gp	Tackles				Sacks no-yds	Pass defense			Fumbles		blkd	
			ua	a	tot	tfl/yds		int-yds	brup	qbh	rcv-yds	ff	kick	saf
33	Dante Williams	9	44	21	65	5-11	1.0-5	.	4	.	.	1	.	.
0	Marvin Terry	9	39	10	49	17-74	9.0-57	.	2	4	1-0	.	.	.
3	Sherrod Paige	9	33	9	42	1-1	.	4-33	4	.	.	1	.	.
47	Tim Williams Jr	9	24	13	37	10-58	7.5-53	.	1	2	.	.	1	.
20	Ty Woods	9	26	9	35	3-3	.	2-29	5	.	1-33	1	.	.
36	John Valesco	9	20	9	29	4-10	.	.	1	1	3-0	.	.	.
6	Junior Faulk	9	25	3	28	5-15	.	1-0	6	.	1-0	1	.	.
24	Lemarques Thomas	8	16	7	23	.	.	1-1	1	.	.	1	.	.
17	John Boyd	8	19	4	23	1-2	0.5-0	1-3	1	.
10	Jaquan Henderson	9	19	3	22	2-7	.	1-2
35	Tamos Stevenson	8	16	5	21	1-1	.	.	.	1
37	Zane Samuel	9	13	7	20	7-29	3.0-19	.	.	2
8	Dayreke Snow	9	14	5	19	.	.	.	14	.	1-0	.	.	.
56	Stanley Talley	8	14	4	18	4-20	2.0-11
34	Emanuel Barber	9	11	6	17	4-16	1.0-7	1-23	1	3	2-0	2	.	.
4	Tim Hall	8	14	1	15	.	.	.	1
49	Stanley Harrison	8	11	2	13	5-12
38	Adrian Hill	7	11	2	13	1-3	1.0-3	.	1
21	Patrick Lee, Jr	7	8	1	9	1-1	.	1-0	1
13	Bernard Thomas	7	9	.	9	1-1	1	.	.
23	Sirvares Snow	9	9	.	9	.	.	.	2	.	.	.	2	.
29	Jaylan Wilson	6	8	.	8	1-2	.	.	1
53	Ervin Mincey	6	7	1	8	4-9	1.0-2	.	.	1	1-0	1	.	.
27	Brandon Williams	9	6	1	7
43	Devontre Henderson	8	6	1	7
30	Dominique Killens	7	4	3	7	1
51	Tahj Perry	6	2	4	6
21	Patrick Lee Jr	1	3	1	4
26	Ty Goldsmith	4	3	1	4
25	Joseph Stone III	5	2	1	3
88	Vincent Wilkerson	7	3	.	3	1	.
57	Derrick Billings	4	1	2	3	1
83	Tremell Withrow	5	2	.	2
54	Demetrius Swilley	4	.	2	2
46	Jack Dunphy	7	1	1	2
82	Robbie Evans	9	2	.	2
1	Dohnnte Meyers	9	2	.	2	1	.	.
18	Cole Kirk	9	1	.	1
5	Deion Dampier	9	1	.	1
28	Jamarcus Ellison	4	1	.	1	1	.	.
7	Patrick Shegog	6	1	.	1
80	Jaylen Green	6	1	.	1
42	Zarrian Billings	6	1	.	1
44	Anthony Echols	2	1	.	1
2	Rico Owens II	9	1	.	1
32	Chris Sehring	5	.	1	1
TM	TEAM	8	1
55	Jaylon Guy	5	1
Total		0	455	140	595	77-275	23-157	12-91	46	16	10-33	11	5	1
Opponents		0	525	201	726	65-239	21-138	5-106	32	17	15-48	12	3	.



2021 STATESMEN FOOTBALL
Delta State Team Game-by-Game (as of Nov 04, 2021)
All games



TEAM STATISTICS

		Rushing				Receiving				Passing				Kick Returns				Punt Returns				tot		
Date	Opponent	no.	yds	td	lg	no.	yds	td	lg	cmp	att	int	yds	td	lg	no.	yds	td	lg	no.	yds	td	lg	off
Sep 02	BETHEL TN	33	191	3	41	27	318	4	38	27	34	1	318	4	38	3	113	0	48	4	30	0	12	509
Sep 11	MCKENDREE UNIVER	39	201	3	32	16	272	3	65	16	35	1	272	3	65	3	83	0	37	6	35	0	15	473
9/15/202	at West Georgia	42	150	2	19	19	110	0	18	19	23	0	110	0	18	6	127	0	24	2	24	0	17	260
Sep 25	at Jackson State	30	146	1	64	12	91	1	35	12	33	0	91	1	35	3	71	0	36	3	54	0	24	237
Oct 02	WEST FLORIDA	52	121	2	18	32	459	2	64	32	50	2	459	2	64	6	143	0	40	2	2	0	2	580
Oct 09	at Valdosta State	51	159	0	21	17	202	0	46	17	32	0	202	0	46	5	116	0	30	1	2	0	0	361
Oct 16	NORTH GREENVILLE	51	219	3	30	33	294	1	37	33	54	0	294	1	37	3	71	0	27	3	35	0	15	513
Oct 23	at West Ala.	36	88	3	29	14	225	1	56	14	24	1	225	1	56	7	175	0	40	0	0	0	0	313
Oct 30	SHORTER UNIVERSIT	43	256	2	91	17	117	0	15	17	30	0	117	0	15	3	56	0	29	1	5	0	5	373
		377	1531	19	91	187	2088	12	65	187	315	5	2088	12	65	39	955	0	48	22	187	0	24	3619
Opponents		345	1459	11	61	144	2017	19	93	144	298	1	2017	19	93	26	520	1	90	22	135	1	55	3476

Games: 9 • Avg/rush: 4.1 • Avg/catch: 11.2 • Pass effic: 124.44 • KR avg: 24.5 • PR avg: 8.5 • All purpose avg/game: 539.1 • Total offense a

Date	Opponent	Tackles				Sacks		Fumble		Pass Defense			blkd	PAT Attempts			off		
		ua	a	total	tfl-yds	no-yds	ff	fr-yds		int-yds	qbh	brup	kick	kick	rush	rcv	saf	t/o	pts
Sep 0	BETHEL TN	53	12	65	11-48	6.0-39	3	3-33		4-25	0	2	1	6-7	0	0	0	28	48
Sep 1	MCKENDREE UNIV	59	20	79	9-27	1.0-5	2	1-0		1-2	6	12	1	6-6	0	0	0	7	45
9/15/21	at West Georgia	62	12	74	9-19	1.0-6	0	1-0		2-27	1	6	0	0-1	0	1	0	17	26
Sep 2	at Jackson State	59	14	73	17-53	5.0-34	1	1-0		0-0	2	8	0	2-2	0	0	0	3	17
Oct 02	WEST FLORIDA	31	13	44	2-11	1.0-7	0	0-0		2-4	1	7	0	4-4	0	0	1	0	33
Oct 09	at Valdosta State	24	22	46	3-11	0.0-0	0	1-0		0-0	2	1	0	0-0	0	0	0	0	0
Oct 16	NORTH GREENVILL	48	24	72	8-41	3.0-26	0	1-0		1-0	1	2	1	4-4	0	0	0	7	34
Oct 23	at West Ala.	72	5	77	10-27	1.0-9	3	2-0		1-33	1	4	1	5-5	0	0	0	7	35
Oct 30	SHORTER UNIVER	47	18	65	8-38	5.0-31	2	0-0		1-0	2	4	1	2-2	0	0	0	0	14
Opponents		455	140	595	77-275	26.0-157	11	10-33		12-91	16	46	5	29-31	0	1	1	69	252
		525	201	726	65-239	22.5-138	12	15-48		5-106	17	32	3	29-30	0	2	0	51	261

		Punting									Field Goals			Kickoffs				
Date	Opponent	no.	yds	avg	long	blkd	tb	fc	50+	i20	md-att	long	blkd	no.	yds	avg	tb	ob
Sep 0	BETHEL TN	3	154	51.3	59	0	0	0	1	2	0-3	0	1	7	448	64.0	4	0
Sep 1	MCKENDREE UNIV	5	216	43.2	50	0	0	3	1	4	1-1	20	0	8	400	50.0	3	1
9/15/2	at West Georgia	4	166	41.5	48	0	0	1	0	1	2-2	32	0	6	383	63.8	0	0
Sep 2	at Jackson State	9	365	40.6	52	0	0	1	2	2	1-2	41	1	4	248	62.0	0	0
Oct 02	WEST FLORIDA	2	83	41.5	50	0	0	0	1	0	1-1	28	0	6	341	56.8	0	0
Oct 09	at Valdosta State	5	159	31.8	39	0	0	2	0	2	0-3	0	0	1	61	61.0	0	0
Oct 16	NORTH GREENVILL	6	201	33.5	44	0	1	1	0	3	2-3	42	0	5	315	63.0	4	0
Oct 23	at West Ala.	9	381	42.3	55	0	0	3	2	3	0-0	0	0	6	356	59.3	2	1
Oct 30	SHORTER UNIVER	8	272	34.0	55	1	1	2	1	3	0-2	0	0	3	185	61.7	1	0
		51	1997	39.2	59	1	2	13	8	20	7-17	42	2	46	2737	59.5	14	2
Opponents		51	1919	37.6	70	3	2	16	5	10	12-17	49	1	52	3144	60.5	11	1



2021 STATESMEN FOOTBALL
Delta State Opponent Game-by-Game (as of Nov 04, 2021)
All games



OPPONENT STATISTICS

		Rushing				Receiving				Passing				Kick Returns				Punt Returns				tot		
Date	Opponent	no.	yds	td	lg	no.	yds	td	lg	cmp	att	int	yds	td	lg	no.	yds	td	lg	no.	yds	td	lg	off
Sep 02	BETHEL TN	34	65	0	15	18	291	2	38	18	34	4	291	2	38	3	52	0	28	1	18	0	18	356
Sep 11	MCKENDREE UNIVER	41	181	1	61	14	128	1	23	14	37	1	128	1	23	4	67	0	18	1	0	0	0	309
9/15/202	at West Georgia	35	102	1	26	29	292	2	32	29	50	2	292	2	32	6	105	0	26	2	9	0	6	394
Sep 25	at Jackson State	38	65	0	16	25	251	3	31	25	39	0	251	3	31	4	83	0	28	7	61	0	55	316
Oct 02	WEST FLORIDA	25	150	1	36	13	285	4	90	13	31	2	285	4	90	4	79	0	27	1	5	0	5	435
Oct 09	at Valdosta State	39	401	4	40	7	165	2	35	7	14	0	165	2	35	1	96	1	90	0	0	0	0	566
Oct 16	NORTH GREENVILLE	42	95	2	14	11	239	3	91	11	20	1	239	3	91	1	13	0	13	2	0	0	0	334
Oct 23	at West Ala.	54	287	2	34	17	283	1	93	17	51	1	283	1	93	3	25	0	18	5	15	0	7	570
Oct 30	SHORTER UNIVERSIT	37	113	0	24	10	83	1	25	10	22	1	83	1	25	0	0	0	0	3	27	1	13	196
		345	1459	11	61	144	2017	19	93	144	298	1	2017	19	93	26	520	1	90	22	135	1	55	3476
Delta State		377	1531	19	91	187	2088	12	65	187	315	5	2088	12	65	39	955	0	48	22	187	0	24	3619

Games: 9 • Avg/rush: 4.2 • Avg/catch: 14.0 • Pass effic: 118.16 • KR avg: 20.0 • PR avg: 6.1 • All purpose avg/game: 470.8 • Total offense a

Date	Opponent	Tackles				Sacks no-yds	Fumble ff fr-yds		Pass Defense int-yds qbh brup			blkd kick	PAT Attempts kick rush rcv			off saf t/o pts		
		ua	a	total	tfl-yds													
Sep 0	BETHEL TN	54	20	74	5-22	0.0-0	2	3--9	1-27	1	2	1	2-2	0	0	0	14	14
Sep 1	MCKENDREE UNIV	51	19	70	5-8	0.0-0	0	3--4	1-30	2	7	0	2-2	0	0	0	7	17
9/15/2	at West Georgia	59	14	73	2-2	0.0-0	1	1-0	0-0	0	1	0	3-3	0	0	0	3	27
Sep 2	at Jackson State	38	12	50	7-20	2.0-8	3	1-0	0-0	4	6	1	3-3	0	0	0	7	24
Oct 02	WEST FLORIDA	85	31	116	12-54	7.0-47	2	2-0	2-24	2	2	0	4-4	0	1	0	11	39
Oct 09	at Valdosta State	45	50	95	11-35	3.0-20	0	1-0	0-0	7	5	0	7-7	0	0	0	3	55
Oct 16	NORTH GREENVILL	82	37	119	7-25	2.0-5	3	3-49	0-0	0	7	0	4-4	0	1	0	3	42
Oct 23	at West Ala.	49	1	50	9-36	4.0-28	1	1-12	1-25	0	0	0	3-3	0	0	0	3	30
Oct 30	SHORTER UNIVER	62	17	79	7-37	3.0-30	0	0-0	0-0	1	2	1	1-2	0	0	0	0	13
Delta State		525	201	726	65-239	22.5-138	12	15-48	5-106	17	32	3	29-30	0	2	0	51	261
		455	140	595	77-275	26.0-157	11	10-33	12-91	16	46	5	29-31	0	1	1	69	252

		Punting									Field Goals			Kickoffs				
Date	Opponent	no.	yds	avg	long	blkd	tb	fc	50+	i20	md-att	long	blkd	no.	yds	avg	tb	ob
Sep 0	BETHEL TN	6	188	31.3	51	1	0	1	1	1	0-0	0	0	3	161	53.7	0	0
Sep 1	MCKENDREE UNIV	11	394	35.8	46	1	1	4	0	1	1-1	43	0	4	233	58.2	0	1
9/15/2	at West Georgia	2	85	42.5	49	0	0	0	0	0	2-3	29	0	6	378	63.0	0	0
Sep 2	at Jackson State	8	282	35.2	43	0	0	2	0	2	1-3	40	0	5	305	61.0	2	0
Oct 02	WEST FLORIDA	3	129	43.0	50	0	0	1	1	1	1-1	26	0	8	493	61.6	2	0
Oct 09	at Valdosta State	1	37	37.0	37	0	0	0	0	0	2-2	41	0	10	641	64.1	4	0
Oct 16	NORTH GREENVILL	7	308	44.0	70	1	0	0	3	0	2-2	49	0	6	382	63.7	3	0
Oct 23	at West Ala.	4	130	32.5	39	0	0	1	0	2	3-5	47	1	7	396	56.6	0	0
Oct 30	SHORTER UNIVER	9	366	40.7	46	0	1	7	0	3	0-0	0	0	3	155	51.7	0	0
		51	1919	37.6	70	3	2	16	5	10	12-17	49	1	52	3144	60.5	11	1
Delta State		51	1997	39.2	59	1	2	13	8	20	7-17	42	2	46	2737	59.5	14	2



2021 STATESMEN FOOTBALL
Delta State Sacks Game-by-Game (as of Nov 04, 2021)
All games



SACKS	UA-A	Total	BETHE	MCK	UWG	JSU	UWF	VSU	NGU	UWA	SHORT
Marvin Terry	8-2	9.0	1.0-7	-	-	2.5-18	-	-	0.5-0	1.0-9	4.0-23
Tim Williams Jr	6-3	7.5	3.0-27	-	-	1.5-11	0.5-0	-	1.5-7	-	1.0-8
Zane Samuel	2-2	3.0	0.5-0	-	-	-	1.0-7	-	1.0-12	-	0.5-0
Stanley Talley	2-0	2.0	DNP	-	1.0-6	1.0-5	-	-	-	-	-
Ervin Mincey	1-0	1.0	1.0-2	-	-	-	-	-	DNP	DNP	DNP
Adrian Hill	1-0	1.0	1.0-3	-	-	-	-	-	DNP	-	DNP
Emanuel Barber	1-0	1.0	-	-	-	-	-	-	1.0-7	-	-
Dante Williams	1-0	1.0	-	1.0-5	-	-	-	-	-	-	-
John Boyd	0-1	0.5	-	-	DNP	-	-	-	0.5-0	-	-