

# DELTA STATE

## 2021 STATESMEN FOOTBALL GAME NOTES

2000 NCAA NATIONAL CHAMPIONS | SEVEN GULF SOUTH CONFERENCE CHAMPIONS | FOUR NCAA REGIONAL TITLES | NINE NCAA PLAYOFF APPEARANCES

**GAME 8** **VALDOSTA STATE UNIVERSITY**  
OCT. 23, 2021 • 4 p.m.  
Livingston, Ala. | Tiger Stadium

### » GAME DAY INFORMATION

Location	Livingston, Ala.
Kickoff	4 p.m.
Site	Terry Bunn Field at Tiger Stadium
Capacity	4,000
Surface	Artificial Turf

### » INSIDE THE SERIES

Meeting	67th
Series Record:	36-27-3
In Cleveland, Miss.	25-11-1
In Livingston, Ala.	16-11-2
Last Meeting	Oct. 19, 2019
Location	Parker Field at McCool Stadium
Result	Delta State 14, West Alabama 7

### » GET SOCIAL!

Official Twitter Account	@DSUStatesmen
Football Twitter Accounts	@DeltaStateFB @CoachToddCooley
Instagram Account	@DSUAthletics
Facebook Account	Facebook.com/DSUStatesmen
Hashtags	#DSUFamly #WhereChampionsPlay

### » ON THE AIR

Radio	Statesmen Sports Network
Online (iOS   Android)	GoStatesmen.com
Flagship Station	WMJW 107.5 FM   Cleveland, Miss.
Play-by-Play	Cody Clark (2nd season)
Analyst/Producer	Philip Tang (7th season)
Sideline Reporter	Lane Quinton (10th season) Ryan Zimmerman (1st Season)

### STATESMEN

2-5  
OVERALL

0-4  
GSC

NR  
AFCA TOP 25

TODD COOLEY  
HEAD COACH

45-37  
OVERALL

8  
SEASON



DELTA STATE  
@  
WEST ALABAMA

OCTOBER 23, 2021 | 4 PM

TIGER STADIUM  
LIVINGSTON, ALA.



### TIGERS

6-1  
OVERALL

3-1  
GSC

15  
AFCA

BRETT GILLILAND  
HEAD COACH

51-27  
OVERALL

8  
SEASON



### STATESMEN LOOKING TO END FIVE-GAME SKID AT NO. 15 WEST ALABAMA

- ➔ **THE KICKOFF:** Delta State University (2-5, 0-4 GSC) looks to halt a five-game losing streak when it travels to No. 15 University of West Alabama (6-1, 3-1 GSC) on Sat., Oct., 23. The game is UWA's homecoming and scheduled for a 4 p.m. kickoff at Tiger Stadium in Livingston, Ala.
- ➔ **AGAINST THE STATE:** The Statesmen are 99-112-5 against Alabama schools and are 2-8 in the past 10 contests against the state.
- ➔ **THE TURNOVER BATTLE:** Delta State is **1st** in the GSC in turnovers gained (**18/10th NCAA**), interceptions (**10/1st NCAA**) and fumbles recovered (**8/18th NCAA**). **Sherrod Paige's** three interceptions are tied for **1st** with West Alabama's **Shamar Lewis** in the GSC. **John Valesco** is **2nd** in the conference in fumbles recovered (**3/2nd NCAA**) and **Manny Barber** is **3rd** (6th NCAA) fumbles recovered (2).
- ➔ **RETURN GAME:** **Kory Gainwell** sits on top of the GSC (**2nd NCAA**) with 629 combined kick return yards while his 24.1 yards per kickoff return are **2nd** in the GSC (**35th NCAA**). Gainwell is also **3rd** in the league with 117.4 all-purpose yards per game. **Robbie Evans** is **7th** in the GSC with 217 combined returns, all punt returns, and is **2nd** in the GSC with 10.6 yards per punt return.
- ➔ **TOP TARGETS:** **Dohnte Meyers**, **Corintheus Edmonds**, and **Todd Lee Battle** have combined for 83 catches and 1,063 yards and five touchdowns. Meyers leads DSU and is **3rd** in the GSC with 34 catches and ranks **4th** in receptions per game (4.7), **5th** in receiving yards (482), **6th** in receiving yards per game (66.0) and **9th** in touchdown receptions. Battle has 25 grabs (**11th GSC**) for 303 yards (**13th GSC**) and a touchdown, ranking **14th** in the GSC with 3.6 receptions per game. Edmonds has 24 catches for 286 yards and a touchdown.
- ➔ **COMING OUT PARTY:** Sophomore **Tremell Withrow** had a breakout performance against North Greenville, tallying 10 receptions and 104 yards and notched his first collegiate touchdown catch. Withrow was the third Statesmen to amass over 100 receiving yards in 2021, joining **Dohnte Meyers** (110 vs. McKendree) and **Corintheus Edmonds** (161 vs. West Florida).
- ➔ **CENTURY MARK:** Senior **Deion Dampier** carried the ball 20 times for 159 yards, marking the first 100-yard rusher since **Breck Ruddick** rushed for 154 against West Georgia on Nov. 9, 2019. His 20 attempts were the most since his 21 totes against Florida Tech on Sept. 21, 2019.
- ➔ **NEGATIVE PLAYS:** Delta State has registered a **GSC-best** 8.0 tackles for loss per game and ranks **3rd** in the conference with 17 sacks. **Tim Williams'** sits atop the GSC averaging just under one sack per game. **Marvin Terry** is **1st** in the GSC with 1.4 tackles for loss per game, **3rd** with 0.5 sacks per game and **2nd** with four sacks.
- ➔ **CAREER WATCH:** **Dante Williams** is 21 tackles shy of 200 career tackles and needs 52 tackles to enter DSU's career top 10 tackles chart with four games left in his senior campaign. Williams has recorded double-figure tackles three times this season with a season-high 12 against McKendree (Sept. 9). The senior ranks **10th** in the GSC with 4.0 solo stops per game and **4th** with 7.0 tackles per game.

### SCHEDULE & RESULTS



BETHEL UNIVERSITY  
W | 48-14  
FLOSPORTS



MCKENDREE (PP)  
W | 45-17  
FLOSPORTS



#18 @ WEST GEORGIA  
L | 27-26  
NOV. 13 | 12 PM (CT)



@ JACKSON STATE  
L | 24-17  
W.C. GORDEN CLASSIC



#1 WEST FLORIDA  
L | 39-33  
FLOSPORTS



@ #4 VALDOSTA STATE  
L | 55-0  
FLOSPORTS



NORTH GREENVILLE  
L | 42-34 (2 OT)  
FLOSPORTS



@ #21 WEST ALABAMA  
10.23 | 4 PM  
FLOSPORTS



SHORTER (HC)  
10.30 | 2 PM  
FLOSPORTS



MISSISSIPPI COLLEGE  
11.6 | 2 PM  
HERITAGE BELL CLASSIC



## DELTA STATE FAST FACTS

Name of School	Delta State University
City/Zip	Cleveland, MS 38733
Founded	1924
Enrollment	3,832
Nickname	Statesmen
School Colors	Forest Green & White
Affiliation	NCAA Division II
Conference	Gulf South
President	William N. LaForge (Delta State, 1970)
Athletic Director	Ronnie Mayers (Delta State, 1972)

## STADIUM INFORMATION

Home Field	Parker Field at McCool Stadium
Capacity	8,000
Surface	Hellas Artificial Turf
Record at Parker Field-McCool Stadium	155-90-8
NCAA Playoff Record at Parker-McCool	8-3

## HISTORY

First Year of Football	1926
All-Time Record	478-405-23
GSC Championships	Seven/1998, 2000, 2007, 2008, 2010, 2011, 2014
NCAA National Championships	One/2000
No. of Years in NCAA Tournament	Nine
NCAA Postseason Record	15-8
All-Time Bowl/Post-Season Record	17-8
Last Post-Season Appearance	2017
Finish	1-1/L, 27-20 vs. West Alabama   NCAA 2nd Round

## TEAM INFORMATION

2019 Final Record	6-4
Gulf South Conference	5-3   Tied for 3rd
Final National Ranking	Not Ranked
Basic Offense	Spread Multiple
Basic Defense	4-3
Starters Returning/Lost	11/11
Offense	6/5
Defense	5/6
Specialty	0/3
Lettermen Returning/Lost	25/27

## ONLINE: GOSTATESMEN.COM

GoStatesmen.com offers complete coverage of Delta State football each week online with a live in-game blog and live stats provided through SideArm Sports. GoStatesmen.com is also optimized for all devices.

## PRINTING PARTNER: THE IMAGE SPECIALIST

Delta State University Athletics would like to thank their official printing partner, The Image Specialist! For more information on The Image Specialist, please visit SouthernDuplicating.com today.



## WEEKLY SCHEDULE

## MONDAY | OCT. 18

• 12 pm | Hey Coach @ Hey Joe's (Cleveland)  
• 2 pm | Press  
• PLAYERS OFF

## TUESDAY | 19

• 3:45 pm | Practice

## WEDNESDAY | 20

• 3:45 pm | Practice

## THURSDAY | 21

• 3:45 pm | Practice

## FRIDAY | 22

• WALK THROUGH

## SATURDAY | 23

• 4 PM | WEST ALABAMA



## SUNDAY | 24

• PLAYERS OFF

## COACHING STAFF

Head Coach	Todd Cooley
Alma Mater/Year	Arkansas Tech/1999
Record at DSU/Years	45-37/8th
Career Collegiate Record	45-37/8th
NCAA Playoff Record	1-2
NCAA Playoff Appearances	2/2014, 2017
Football Office Phone	(662) 846-4300
Best Time To Reach	Mornings (9-11 a.m.)

## ASSISTANT COACHES

Kelvin Green (Clemson, 2009)	Defensive Coordinator   LB
Jonathan Fletcher (Knox, 2011)	Offensive Coordinator   OL
Tyler Hasty (Guilford, 2011)	Assistant Coach   Recruiting Coordinator   QB
Christ West (Valdosta State, 2016)	Assistant Coach   DL
Geoff Terry (Buffalo, 2001)	Assistant Coach   DB
Marcus Windham (Southwest Baptist, 2014)	Assistant Coach   RB
Tristan Speer (Delta State, 2021)	Assistant Coach   RB
Mark Hatcher (Coastal Carolina, 2017)	Graduate Assistant   DB
Ashly Salomonsky (North Alabama, 2016)	Graduate Assistant   OL
Sam Rayburn (Univ. of Mississippi, 2019)	Graduate Assistant   DL
Blake Crandall	Graduate Assistant   LB
Jay Thomason	Life Skills Coach

## ATHLETIC TRAINING

Abby Havard, ATC/LAT	Assistant AD for Sports Medicine
Andy Haier, ATC	Assistant Director
Katherine Kratzer, ATC	Assistant Director

## EXTERNAL RELATIONS | ATHLETIC COMMUNICATIONS

Delta State University's Office of External Relations provides a full service public relations shop to members of the media. Game day services include credentials, statistics, photography, video clips (where available), and post-game access to coaches and student-athletes. The Office of Athletic Communications is located on the second floor of Chadwick-Dickson Fieldhouse adjacent to Parker Field-McCool Stadium.



FRED SINGTON



CODY CLARK



PHILIP TANG

Football Contact ..... Fred Sington

E-Mail: fsington@deltastate.edu | Cell: (662) 588-6232

Secondary Contact ..... Cody Clark

E-Mail: cclark@deltastate.edu | Cell: (843) 610-6007

Fiosports/Multimedia/SSN Producer ..... Philip Tang

E-Mail: ptang@deltastate.edu | Cell: (731) 293-8344

Graduate Assistant ..... Ryan Zimmerman

E-Mail: rzimmerman@deltastate.edu | Cell: (773) 484-8134

Graduate Assistant ..... Keenan Davis

E-Mail: kdavis@deltastate.edu | Cell: (901) 619-4443



## GULF SOUTH CONFERENCE STANDINGS

SCHOOL	CONF	CPCT.	OVERALL	PCT.	HOME	AWAY	NEUTRAL	STREAK
Valdosta State	3-0	1.000	6-0	1.000	4-0	2-0	0-0	W6
West Georgia	4-1	0.800	6-1	0.857	2-1	4-0	0-0	W2
West Alabama	3-1	0.750	5-1	0.833	1-1	4-0	0-0	L1
West Florida	2-1	0.667	5-1	0.833	1-1	4-0	0-0	L1
Mississippi College	2-2	0.500	3-3	0.500	1-3	2-0	0-0	W1
North Greenville	0-2	0.000	4-3	0.571	1-2	3-1	0-0	W1
<b>Delta State</b>	<b>0-3</b>	<b>0.000</b>	<b>2-5</b>	<b>0.286</b>	<b>2-2</b>	<b>0-3</b>	<b>0-0</b>	<b>L5</b>
Shorter	0-4	0.000	2-5	0.286	1-3	1-2	0-0	L4

## SCHEDULE &amp; RESULTS | WEEKLY AWARDS

## SATURDAY, OCT. 23

Valdosta State @ Mississippi College	2:00 P.M.
<b>Delta State @ West Alabama</b>	<b>4:00 P.M.</b>
Shorter @ West Florida	4:00 P.M.
North Greenville @ West Georgia	5:00 P.M.

## SATURDAY, OCT. 30

West Alabama @ North Greenville	1:00 P.M.
<b>Shorter @ Delta State (HC)</b>	<b>2:00 P.M.</b>
West Florida @ Mississippi College	2:00 P.M.
West Georgia @ Valdosta State	6:00 P.M.

## SATURDAY, NOV. 6

Ersine College @ Shorter	12:00 P.M.
West Florida @ West Alabama	1:00 P.M.
<b>Mississippi College @ Delta State</b>	<b>2:00 P.M.</b>
North Greenville @ Valdosta State	2:00 P.M.

## SATURDAY, NOV. 13

Mississippi College @ West Alabama	1:00 P.M.
<b>Delta State @ West Georgia</b>	<b>1:00 P.M.</b>
Valdosta State @ West Florida	4:00 P.M.
Shorter @ North Greenville	6:00 P.M.



## GSC OFFENSIVE PLAYER OF THE WEEK

WEEK 1	Austin Reed, West Florida
WEEK 2	Ivory Durham, Valdosta State / Rodney Coates, West Florida
WEEK 3	Demetrius Battle, West Alabama
WEEK 4	Dre Williams, North Greenville
WEEK 5	DeAnte' Smith-Moore, MC
WEEK 6	Seth McGill, VSU
WEEK 7	Brian Saunders, Valdosta State / Terrill Cole, West Georgia
WEEK 8	
WEEK 9	
WEEK 10	
WEEK 11	

## GSC DEFENSIVE PLAYER OF THE WEEK

WEEK 1	Mondrell Jefferson Valdosta State
WEEK 2	Nick Moss, Valdosta State
WEEK 3	Trent Archie, West Florida
WEEK 4	<b>Marvin Terry, Delta State</b>
WEEK 5	Shea Campbell, UWF
WEEK 6	Nick Moss, VSU
WEEK 7	Mike Miller, West Georgia
WEEK 8	
WEEK 9	
WEEK 10	
WEEK 11	

## GSC SPECIAL TEAMS PLAYER OF THE WEEK

WEEK 1	Estin Thiele, Valdosta State
WEEK 2	Estin Thiele, Valdosta State
WEEK 3	Omar Cervantes, West Georgia
WEEK 4	Colin Kahru, North Greenville
WEEK 5	Colton Dunkel, UWA
WEEK 6	Estin Thiele, VSU
WEEK 7	Omar Cervantes, West Georgia
WEEK 8	
WEEK 9	
WEEK 10	
WEEK 11	

## GSC FRESHMAN OF THE WEEK

WEEK 1	Cody Gast, DE - West Georgia
WEEK 2	<b>Kory Gainwell, Delta State</b>
WEEK 3	Will Breland, West Florida
WEEK 4	Cole Swift, North Greenville
WEEK 5	Jared Smith, West Florida
WEEK 6	Will Breland, West Florida
WEEK 7	Colin Kahru, North Greenville
WEEK 8	
WEEK 9	
WEEK 10	
WEEK 11	

## AMERICAN FOOTBALL COACHES ASSOCIATION

## PRESEASON TOP 25 POLL | OCT. 11, 2021

#	SCHOOL (1ST VOTES)	W-L	PTS.	PREV.
1	Ferris St. (Mich.) (23)	6-0	743	3
<b>2</b>	<b>Valdosta St. (Ga.) (7)</b>	<b>6-0</b>	<b>726</b>	<b>4</b>
3	Colorado School of Mines	7-0	688	5
<b>4</b>	<b>West Georgia</b>	<b>6-1</b>	<b>624</b>	<b>12</b>
5	California (Pa.)	6-0	556	13
<b>6</b>	<b>West Florida</b>	<b>5-1</b>	<b>549</b>	<b>1</b>
7	Quachita Baptist (Ark.)	6-1	521	11
8	Grand Valley St. (Mich.)	5-1	475	7
9	Notre Dame (Ohio)	6-1	455	14
10	Northwest Missouri St.	5-1	449	2
11	Shepherd (W.Va.)	6-1	405	15
12	Harding (Ark.)	6-1	392	20
13	Bentley (Mass.)	7-0	383	17
14	Bowie St. (Md.)	6-1	313	16
<b>15</b>	<b>West Alabama</b>	<b>6-1</b>	<b>305</b>	<b>10</b>
16	Minnesota-Duluth	6-1	298	18
17	Slippery Rock (Pa.)	6-1	294	6
18	Wingate (N.C.)	5-1	227	8
19	Midwestern St. (Texas)	5-1	225	19
20	Henderson St. (Ark.)	6-1	220	9
21	Nebraska-Kearney	6-1	198	21
22	Augustana (S.D.)	6-1	176	22
23	Indiana (Pa.)	5-1	170	NR
24	Western Colorado	6-1	117	24
25	Kutztown (Pa.)	6-1	82	25

**Receiving Votes:** Washburn (Kan.), 31; Frostburg St. (Md.), 25; Charleston (W.Va.), 22; Southeastern Oklahoma, 20; Minnesota St., 15; Albany St. (Ga.), 11; Pittsburg St. (Kan.), 10; New Haven (Conn.), 8; Savannah St. (Ga.), 7; Wayne St. (Neb.), 5; Colorado Mesa, 3; Angelo St. (Texas), 1; Stonehill (Mass.), 1.

## HONORING OUR PAST



## RETRO LOOK FOR 2019

Since taking over the program in 2013, head coach **Todd Cooley** has not been afraid of change. However, the one constant each year has been Delta State's green helmets.

This year, Cooley and his staff are paying tribute to the teams of the late 1980s and 1990s by going "old school" with white face masks and the DSU block state logo. Previous designs are below.





### WEST ALABAMA NOTEBOOK

- **The Series:** The Statesmen average 28.5 points per game and 362.2 yards of offense when playing at Tiger Stadium under current head coach Todd Cooley.
- **Brett Gilliland** is in his eighth year at the helm of the UWA football program with a record of 51-27, including a 5-2 mark against Delta State. Gilliland returned to UWA after stops at Kennesaw State, Georgia Tech, and Georgia Southern. While at UWA, Gilliland was a regional finalist for the Harlon Hill Trophy in 2003 and earned all-region recognition from the Football Gazette (2002). He concluded his career as the Tigers' single-season (3,213) and career passing yards (6,689) leader.
- **Last time out:** No. 10 UWA jumped out to a quick 14-0 lead in the opening quarter before No. 4 Valdosta State outscored the Tigers 42-3 the rest of the way to notch a 42-17 win last Saturday in Livingston, Ala.
- **UWA Offense:** UWA is **3rd** in rushing (175.3/gm) and passing (265.3/gm) and **4th** in total offense (440.7) and scoring (35.2 ppg.) in the GSC. Quarterback **Jack Daniels** ranks **3rd** in the conference in passing (142.5/gm), yards passing (1,567), passing completions (122) and pass attempts (203) and **4th** with 14 touchdowns tosses. Daniels' two INTs are the fewest in the GSC. **Demetrius Battle** is 3rd in rushing (80.4/gm) and 6th in rushing touchdowns (6). **Tyriq Martin** is the UWA's top target, ranking **2nd** in receiving yards (525), yards per game (87.5) and receptions (36) while his five touchdown catches are **4th**.
- **UWA Defense:** UWA is **2nd** in rush yards allowed per game (141.2), **3rd** in scoring defense (18.5 ppg.), and **4th** in total defense (306.2) and pass defense (195.0 yds./gm.). The Tigers are **2nd** in the GSC with eight interceptions, two behind DSU's 10.
- **UWA Special Teams:** **Gabriel Dunkel** leads the GSC in scoring (9.0 ppg.), field goals made (11) and field goals attempted (15). His 73.3 field goals made percentage is **2nd** and his 1.7 field goals per game is **1st**.

### TIGERS

6-1  
OVERALL

3-1  
GSC

15  
AFCA

BRETT GILLILAND  
HEAD COACH

51-27  
OVERALL

8  
SEASON

UWA  
TIGERS

### SERIES HISTORY

- 67th meeting in series history
- Overall: Delta State leads 36-27-3
- In Cleveland: Statesmen lead 25-11-1
- In Livingston, Ala.: Statesmen lead 11-16-2
- Last Five Meetings: UWA leads 4-1
- Last 10 Meetings: UWA 7-3

UWA  
TIGERS

GM	W/L	DATE	DSU	LOCATION	VSU
1	T	09-20-1940	0	Cleveland, MS	0
2	L	10-10-1946	6	Cleveland, MS	14
3	L	1947	0	Livingston, AL	7
4	W	10-02-1948	27	Cleveland, MS	6
5	L	10-01-1949	0	Livingston, AL	7
6	L	09-23-1950	6	Cleveland, MS	22
7	W	1953	67	Cleveland, MS	6
8	W	11-06-1954	40	Livingston, AL	0
9	W	11-05-1955	39	Cleveland, MS	19
10	W	11-03-1956	67	Cleveland, MS	19
11	W	11-02-1957	28	Cleveland, MS	0
12	W	11-22-1958	28	Cleveland, MS	0
13	W	11-21-1959	39	Cleveland, MS	7
14	L	11-02-1968	13	Cleveland, MS	24
15	L	11-01-1969	17	Livingston, AL	34
16	W	10-31-1970	35	Cleveland, MS	21
17	L	11-06-1971	21	Livingston, AL	45
18	W	10-28-1972	17	Cleveland, MS	14
19	W	11-10-1973	49	Livingston, AL	40
20	W	11-16-1974	24	Cleveland, MS	14
21	L	11-15-1975	7	Livingston, AL	10
22	W	11-13-1976	32	Cleveland, MS	7
23	W	11-12-1977	7	Livingston, AL	3
24	W	11-11-1978	34	Cleveland, MS	24
25	L	11-10-1979	0	Livingston, AL	10
26	L	10-25-1980	15	Cleveland, MS	17
27	L	10-24-1981	7	Livingston, AL	21
28	L	10-23-1982	7	Cleveland, MS	14
29	L	10-22-1983	15	Livingston, AL	47
30	W	10-27-1984	27	Cleveland, MS	24
31	L	11-02-1985	6	Livingston, AL	13
32	L	11-01-1986	15	Cleveland, MS	27
33	T	10-31-1987	7	Livingston, AL	7
34	W	10-22-1988	12	Cleveland, MS	11
35	T	10-21-1989	24	Livingston, AL	24
36	W	10-20-1990	36	Cleveland, MS	18
37	L	10-26-1991	18	Livingston, AL	25
38	L	10-24-1992	24	Cleveland, MS	30
39	L	10-23-1993	55	Livingston, AL	60
40	W	10-22-1994	30	Cleveland, MS	7

### BY THE NUMBERS: DELTA STATE vs. WEST ALABAMA



DSU 36-27-3  
SERIES RECORD

11-16-2  
RECORD at TIGER STADIUM

27.5\*  
PPG vs. UWA\*

398.1\*  
TOTAL OFFENSE vs. UWA\*  
\*UNDER TODD COOLEY



41	W	11-04-1995	41	Livingston, AL	3
42	W	11-09-1996	42	Cleveland, MS	13
43	W	11-08-1997	27	Livingston, AL	13
44	W	10-03-1998	38	Cleveland, MS	18
45	W	10-02-1999	27	Livingston, AL	20
46	W	09-16-2000	33	Livingston, AL	8
47	W	09-15-2001	47	Cleveland, MS	7
48	L	09-28-2002	24	Cleveland, MS	30
49	W	09-27-2003	47	Livingston, AL	17
50	W	09-11-2004	59	Livingston, AL	7
51	W	09-10-2005	43	Cleveland, MS	14
52	W	11-02-2006	41	Cleveland, MS	14
53	W	11-03-2007	20	Livingston, AL	9
54	W	10-11-2008	21	Cleveland, MS	14
55	L	10-10-2009	14	Livingston, AL	34
56	W	09-30-2010	41	Cleveland, MS	37
57	W	11-05-2011	36	Cleveland, MS	34
58	L	10-27-2012	7	Cleveland, MS	37
59	L	10-03-2013	14	Livingston, AL	48
60	W	10-25-2014	45	Livingston, AL	24
61	L	10-24-2015	38	Cleveland, MS	41
62	L	10-08-2016	42	Livingston, AL	54
63	L	10-07-2017	26	Cleveland, MS	29
64*	L	11-25-2017	20	Livingston, AL	27
65	L	10-13-2018	14	Livingston, AL	17
66	W	10-19-2019	14	Cleveland, MS	7

\* NCAA Division II Football Playoffs

### HOW THEY COMPARE (2021)

STATESMEN (2-5, 0-4 GSC)	TIGERS (6-1, 3-1 GSC)
29.0	PPG 41.5
21.5	1ST DOWNS 23.8
171.3	RUSH YPG 195.1
247.7	PASS YPG 267.5
419.0	TOTAL OFFENSE 462.7
11	PASS TD 16
4	PASS INT 3
14	RUSH TD 19
7-of-15	FG 11-of-16
34:22	T.O.P. 27:38
14 (80)	SACKS ALLOWED 14 (99)
31.1	SCORING DEFENSE 15.8
151.3	RUSH YPG/ALLOWED 107.1
235.8	PASS YPG/ALLOWED 185.14
387.1	TOTAL OFFENSE/ALLOWED 292.3
17 (117)	SACKS BY 14 (81)
10	INTERCEPTIONS BY 8
9/7	FUMBLES FORCED/RECOVERED 12-5





## NEWS, NOTES, &amp; SIDEBAR STATS

**DEFENDING OVER THE TOP:** Dayreke Snow is 2nd in the GSC with 1.29 passes defended per game (33rd NCAA). Sherrod Paige and Junior Faulk are 5th in the GSC with 1.0 passes defended per game. Paige is 1st in the GSC with three interceptions and is tied with Ty Woods for 5th with four pass breakups.

**SPECIAL TEAMS NOTES:**

**PUNTING:** Parker Burleson is 3rd in the GSC with a 39.5 yards per punt average (20th NCAA). Burleson is 1st with 14 punts inside the opponent's 20-yard line and is 2nd with five punts of 50-plus yards. The Freshman has punted a league-high 34 times and is 3rd with 1,344 yards.

**FIELD GOALS:** Connor Mantelli's 9.0 point per game is 8th and his 1.0 field goals per game are 3rd in the GSC

**BLOCKED KICKS:** The Statesmen lead the GSC and rank 3rd in the country in blocked punts (3).

**DELTA STATE PICKED 3rd IN GSC COACHES POLL:** The Statesmen are picked to finish third in the annual Gulf South Conference Preseason Coaches Poll. Defending National Champion West Florida was named the 2021 GSC Football Preseason Favorite for the first time in school history, collecting 47 points behind five first-place votes. Nipping at the Argonauts' heels is defending GSC Champion Valdosta State which posted 45 points and nabbed the final three first-place votes. Delta State ranked third in the Coaches' Poll voting with 33 points followed by West Alabama (30) and West Georgia (26) to round out the Top Five. Mississippi College (22), North Greenville (14), and Shorter (seven) complete the GSC Pre-Season Poll.

**FOURTH DOWNS:** The Statesmen are 2nd in GSC in fourth down defense, limiting opponents to 33.3 percent (2-of-6). Offensively, DSU is 12-of-22 for 54.5 percent (5th GSC).

**SIX STATESMEN NAME PRESEASON ALL-GSC:** Six Statesmen (three offensive and three defensive players) were named to the Pre-Season All-GSC Team. Three-time All-GSC center Innis Claud V and junior Nicolas Melsop anchor an offensive line that will open holes for one of the league's top returning backs in senior Rico Owens. The defensive side starts with All-American defensive back Junior Faulk is joined by seniors Dante Williams (LB) and Zane Samuel (DE).

**D2FOOTBALL.COM PRESEASON ALL-AMERICANS:** Junior Faulk and Innis Claud V were named to the D2football.com Preseason All-American teams. Faulk was named to the first team while Claud was listed on the second team.

**CAREER WATCH:** Junior Faulk's interception in the season-opener against was the 10th of his career, tying him for 4th in career interceptions with Kim Stewart (1969-70) and Don Fennell (1964-66). Faulk needs two interceptions to move into 3rd, three to move into 2nd and four to tie Dominique Davenport (2008-2011) atop the list. Faulk set the Delta State single season record with nine interceptions in 2019 to break the old mark of eight held by Garrett Williams (2010).

**STATESMEN CAREER INTERCEPTIONS LIST**

14	Dominique Davenport, 2008-2011
13	Monterio James, 2005-2007
12	Jamarcus Wiggins, 2004-2007
10	Junior Faulk, 2019-Present
10	Kim Stewart, 1969-70
10	Don Fennell, 1964-66

93

Adrian "Big Dink" Dinkins (1991-2014) passed away on Oct., 2014 in a car accident. Dinkins played 10 games with seven starts in 2013. The Ridgeland, Miss., native registered 33 tackles, 17 solo stops, and 10 tackles or loss that season. Each week the Delta State Coaching Staff assigns No. 93 the most deserving Statesmen based on each the previous week's performance and other criteria.

**NO. 93 WEEKLY HONOREES**

WEEK 1	#56 Stanley Talley (DL)
WEEK 2	#47 Tim Williams (DL)
WEEK 3	#33 Dante Williams (LB)
WEEK 4	#34 Manny Barber (LB)
WEEK 5	#17 John Boyd (DB)
WEEK 6	#20 Ty Woods
WEEK 7	#38 Adrian Hill
WEEK 8	#36 John Valesco
WEEK 9	
WEEK 10	
WEEK 11	

**DELTA STATE 2021 RECORD WHEN**

CATEGORY	2021	UNDER COOLEY
At Home	2-2	28-15
On The Road	0-3	17-21
Neutral Site Game	0-0	0-1
vs. GSC	0-4	25-31
vs. Non Conference	2-1	18-9
NCAA Postseason	0-0	1-2
vs. In State Opponents	0-1	5-2
In August	0-0	0-1
1st September	2-2	21-12
In October	0-3	10-19
In November	0-0	12-7
In December	0-0	0-0
On Television	2-4	17-12
Afternoon Games	0-2	19-17
Night Games	2-3	24-19
Decided by 7 pts or less	0-3	10-9
Scoring First	1-2	34-15
Opponent Scores First	1-3	11-22
Leading at Half	2-2	37-5
Trailing at Half	0-3	7-28
Tied at Half	0-0	1-3
Leading after 3 quarters	2-2	38-7
Trailing after 3 quarters	0-2	6-28
Tied After 3 quarters	0-1	1-2
In overtime	0-1	1-2
Scoring 30 + points	2-2	38-7
Scoring 20-29 points	0-1	5-12
Scoring 0-19 points	0-1	2-13
Allowing 30 + points	0-3	10-15
Allowing 20-29 points	0-2	13-10
Allowing 0-19 points	2-0	22-1
Outrushing Opponents	2-2	36-7
Getting Outrushed	0-3	9-27
Passing for more yards	2-2	30-17
Passing for fewer yards	0-3	15-18
Outgaining Opponent	2-2	39-14
Getting Outgained	0-3	5-22
Winning TOP	1-2	19-14
Losing TOP	1-3	25-4
Scoring a Def./ST TD	0-2	17-9
Allowing a Def./ST TD	0-1	10-15
Fewer Penalty Yards	1-2	17-24
More Penalty Yards	1-3	27-12
Winning Turnover Battle	1-1	32-6
Losing Turnover Battle	1-3	9-25
Equal In Turnovers	0-1	4-5



MAKE STATE YOURS™



# TODD COOLEY HC

## THE COOLEY FILE

» Birthdate:	September 7, 1975
» Alma Mater:	Arkansas Tech, 1997 (English)
» Record at Delta State:	45-37 (8th season)
» Gulf South Conference Record:	25-31 (8th season)
» NCAA Postseason Record:	1-2
» Hometown:	Nashville, Arkansas
» Family:	Wife, Lisa (Gatlin) Cooley



HC

6-2

8TH



@COACHTODDCOOLEY

## YEAR-BY-YEAR HEAD COACHING RECORD

YEAR	SCHOOL	POS	RECORD	CONF.	NOTES
2013	Delta State	Head Coach	7-3	4-2	GSC COY
2014	Delta State	Head Coach	9-2	6-1	Co-GSC Champs/COY
2015	Delta State	Head Coach	6-5	2-5	
2016	Delta State	Head Coach	4-6	1-7	
2017	Delta State	Head Coach	9-4	5-3	NCAA DII Playoffs
2018	Delta State	Head Coach	2-8	2-6	
2019	Delta State	Head Coach	6-4	5-4	
2021	Delta State	Head Coach	2-5	0-4	
<b>Totals</b>			<b>45-37</b>	<b>25-31</b>	<b>Eighth Season</b>

## COOLEY VERSUS ALL OPPONENTS

Albany State	1-0
Bethel	1-0
Bowie State	1-0
Central State (Ohio)	1-0
Chowan (N.C.)	1-0
Concordia (Ala.)	2-0
Florida Tech	4-3
Fort Valley State	2-0
Grand Valley State	0-2
Jackson State	0-1
Kentucky Wesleyan	2-0
McKendree	1-0
Mississippi College	4-1
Mississippi Valley State	1-0
North Alabama	2-3
North Greenville	3-2
Shorter	7-0
Tarleton State	2-1
Texas A&M-Commerce	1-2
Tusculum	1-0
Valdosta State	2-6
West Alabama	2-6
West Florida	2-3
West Georgia	2-7

## NOTEABLES

- Cooley is in his eighth season as head coach of the Delta State University Statesmen football program. Cooley became the 19th coach in program history on Friday, Jan. 25, 2012. In his four seasons as head coach of the Statesmen, Cooley is 43-32 overall and 25-27 against the GSC.
- In his previous five seasons, the Nashville, Ark., native, has guided the Statesmen two trips to the NCAA Division II Football Championship Playoffs (2014/2017) and in 2014 Delta State captured its seventh Gulf South Conference title.
- Cooley tied former Steve Campbell for the second fastest coach to accumulate 20 victories, accomplishing the feat in 25 games. Cooley led DSU to a 7-3 mark in 2013 during his first season and followed up that performance with a 9-2 record in 2014 and a share of the GSC title. The Nashville, Arkansas, native started out the season 4-0 to get his 20th win in a 40-0 victory over Albany State at Parker Field-McCool Stadium (Sept. 26, 2015).
- Cooley is a two-time Coach of the Year recipient in the Gulf South Conference following the 2013 and 2014 campaigns. He joins Ron Roberts (2007/2008) as the only two-time recipients of the award in the program's history.

## NUMBERS TO KNOW

145

A total of 145 Statesmen have graduated with a degree from Delta State since Cooley took over as head coach.

45

Cooley has led the Statesmen to a 45-37 record in his six previous seasons as head coach at Delta State University.

30+

The Statesmen are 38-7 all-time when scoring 30 or more points against an opponent under head coach Todd Cooley.

37

Delta State is 37-5 under head coach Todd Cooley when leading at half-time. The Statesmen are 4-16 when trailing and 0-2 when tied at the half.

32

Delta State is 32-6 under head coach Todd Cooley when winning the turnover battle.

## PLAYING CAREER

YEAR	SCHOOL	POS
1996-97	Arkansas Tech	QB
1994-95	Henderson State	QB

## COACHING CAREER SNAPSHOT

YEAR	SCHOOL	POS
1998	Arkansas Tech	RB
1999	Arkansas Tech	RB
2000	NE Oklahoma State	QB
2001	Quachita Baptist	QB
2002	Quachita Baptist	QB
2003	Quachita Baptist	QB
2004	Arkansas Tech	OC/QB
2005	Central Arkansas	OC/QB
2006	Central Arkansas	OC/QB
2007	Central Arkansas	OC/QB
2008	Central Arkansas	OC/QB
2009	Northwestern (La.) State	OC/QB
2010	Northwestern (La.) State	OC/QB
2011	Northwestern (La.) State	OC/QB
2012	Northwestern (La.) State	OC/QB
2013	Delta State	HC
2014	Delta State	HC
2015	Delta State	HC
2016	Delta State	HC
2017	Delta State	HC
2018	Delta State	HC
2019	Delta State	HC
2020	Delta State (No Season/COVID)	HC
2021	Delta State	HC







## STATESMEN DEPTH CHART

vs WEST ALABAMA

## OFFENSE

QB	18	Cole Kirk	6-1	179	So.	Selmer, Tenn./McNairy Central
	15	Nick Felice	6-4	200	Fr.	Lithia, Fla./Plant City HS
RB	2	Rico Owens, II	5-10	215	Sr.	Greenwood, Miss./Copiah-Lincoln CC
	5	Deion Dampier	5-10	212	Sr.	Pinola, Miss./Copiah-Lincoln CC
LT	71	Damon Moore	6-5	285	So.	Birmingham, Ala./Clay-Chalkville
	60	Ja'Qualen Lumpkin	6-2	305	Fr.	Thomaston, Ga./Upson-Lee HS
LG	65	Jason Judge	6-5	325	Sr.	Jackson, Miss./Copiah-Lincoln CC
	72	Decoda Weaver	6-5	300	R-So.	Mulberry, Fla./Florida Atlantic
C	62	Keshawn Jennings	6-1	280	Jr.	Marietta, Ga./South Cobb HS
	68	George Walker	6-3	270	Fr.	Lithia Springs, Ga./South Cobb HS
RG	66	Jaelon Brown	6-4	320	Fr.	Montgomery, Ala./Park Crossing HS
	59	Tristan Moseley	6-4	310	Sr.	Cleveland, Miss./Copiah-Lincoln CC
RT	73	Nicolas Melsop	6-7	305	Jr.	Columbus, Ohio/Lake Erie
	76	Jacob Gragg	6-3	300	Jr.	Tuscaloosa, Ala./Northside
XR	12	Corintheus Edmonds	6-2	195	Sr.	Hampton, Ga./Lovejoy HS
	84	Calvin Lockett	6-2	190	So.	Largo, Fla./Univ. of Iowa
HR	9	Todd Lee Battle	6-0	185	Jr.	Birmingham, Ala./Ramsay HS
	82	Robbie Evans	5-8	190	Jr.	Boynton Bch., Fla./Calvary Christ.
YR	1	Dohnte Meyers	5-10	175	Sr.	Duluth, Ga./Presbyterian College
	88	Vincent Wilkerson	6-2	205	Sr.	Milwaukee, Wisc./College of DuPage
ZR	81	Oakley Coleman	6-4	180	So.	Mobile, Ala./McGill-Toolen HS
	80	Jaylen Green	6-0	175	So.	Norcross, Ga./Norcross HS
TE	19	Katerian LeGrone	6-3	235	Fr.	Atlanta, Ga./Nebraska
	16	Chancie Tidwell	6-1	230	Jr.	Jackson, Miss./Jones JC
	14	Adam Duncan	6-5	231	Jr.	Ft. Worth, Texas/Trinity Valley CC

## DEFENSE

LE	37	Zane Samuel	6-3	220	Sr.	Tuscaloosa, Ala./Paul Bryant
	32	Zarrian Billings	6-1	220	Sr.	Florence, Ala./Florence HS
N	56	Stanley Talley	6-1	300	Sr.	Montgomery, Ala./Carver HS
	51	Tahj Perry	6-0	275	Sr.	College Park, Ga./Creekside HS
DT	47	Tim Williams, Jr.	6-4	245	So.	Greenville, Miss./NW Miss. CC
	49	Stanley Harrison	6-4	230	Sr.	Immokalee, Fla. / Newberry College
BAN	0	Marvin Terry	6-2	220	Sr.	Dallas, Texas/Trinity Valley CC
	36	John Valesco	6-2	235	Sr.	Miami, Fla./East Mississippi CC
MLB	33	Dante Williams	6-2	244	Jr.	Bossier City, La./Louisiana Tech
	35	Tamos Stevenson	5-11	220	Sr.	Goodman, Miss./Southwest Miss. CC
SLB	34	Manny Barber	6-4	235	Jr.	Chicago, Ill./Jones JC
	38	Adrian Hill	6-0	190	Jr.	Hoover, Ala./Hoover HS
DOG	10	Jaquan Henderson	6-0	215	Sr.	Grand Prairie, Texas/So. Grand Prairie HS
	17	John Boyd	6-2	220	Sr.	Atlanta, Ga./Clemson University
	13	Bernard Thomas	6-2	213	Jr.	Starkville, Miss./Miss. Gulf Coast CC
LC	6	Junior Faulk	6-1	200	Sr.	Jayess, Miss./SW Miss. CC
	23	Sirvares Snow	5-10	170	Sr.	Newton, Miss./Pearl River CC
R	3	Sherrod Paige	6-2	195	Jr.	Tampa, Fla./Northern Arizona Univ.
	24	Lamarques Thomas	6-0	180	Sr.	Jackson, Miss./Univ. of Louisville
FS	20	Ty Woods	5-10	175	Sr.	Birmingham, Ala./Pinson Valley HS
	27	Brandon Williams	5-10	190	So.	Lafayette, La./Delhi HS
RC	8	Dayreke Snow	6-1	195	Sr.	Newton, Miss./Pearl River CC
	21	Patrick Lee	5-10	185	R-Fr.	Baton Rouge, La./Broadmore Sr. HS

## SPECIAL TEAMS

K	40	Connor Mantelli	6-0	170	Fr.	Castle Rock, Colo./Douglas Co. HS
	39	Parker Burleson	5-11	180	So.	Mathiston, Miss./East Webster HS
P	39	Parker Burleson	5-11	180	So.	Mathiston, Miss./East Webster HS
	40	Connor Martelli	6-0	170	Fr.	Castle Rock, Colo./Douglas Co. HS
LS	46	Jack Dunphy	5-10	210	So.	Benton, La./Benton HS
	73	Nicolas Melsop	6-7	305	Jr.	Columbus, Ohio/Lake Erie
H	18	Cole Kirk	6-1	179	So.	Selmer, Tenn./McNairy Central HS
	82	Robbie Evans	5-8	190	Fr.	Boynton Beach, Fla./Calvary Christian
KR	22	Kory Gainwell	5-8	180	Fr.	Benton, Miss./Univ. of Memphis
	1	Dohnte Meyers	5-10	175	Sr.	Duluth, Ga./Presbyterian College
PR	1	Dohnte Meyers	5-10	175	Sr.	Duluth, Ga./Presbyterian College
	82	Robbie Evans	5-8	190	Fr.	Boynton Beach, Fla./Calvary Christian

**DANTE WILLIAMS 33**

6-2 | 244 | SR. | BOSSIER CITY, LA.

► Two-year starter at linebacker for the Statesmen after transferring from Louisiana Tech. In 2018, Williams played in all 10 games for the Statesmen, making six starts. He recorded a career-high 50 tackles with 7.0 tackles-for-loss and 1.0 sack. Tied his career-high of eight tackles versus North Greenville and West Alabama while tallying seven stops, including a tackle-for-loss against Shorter.





## DELTA STATE UNIVERSITY NUMERICAL ROSTER

#	NAME	POS	HT	WT	CL	HOMETOWN	PREVIOUS SCHOOL
0	Marvin Terry	LB	6-2	220	Gr.	Dallas, Texas	Trinity Valley CC
1	Dohnite Meyers	WR	5-10	175	Sr.	Duluth, Ga.	Presbyterian College
2	Rico Owens II	RB	5-10	213	Gr.	Greenwood, Miss.	Copiah Lincoln CC
3	Sherrod Paige	DB	6-2	195	Jr.	Tampa, Fla.	Northern Arizona University
4	Tim Hall	DB	6-0	185	Gr.	St. Louis, Mo.	Missouri Western State
5	Deion Dampier	RB	5-10	212	R-Sr.	Pinola, Miss.	Copiah-Lincoln CC
6	Junior Faulk	DB	6-1	200	Gr.	Javess, Miss.	Southwest Mississippi CC
7	Patrick Shegog	QB	5-11	185	R-Jr.	Batesville, Miss.	South Panola HS
8	Dayreke Snow	DB	6-1	195	Gr.	Newton, Miss.	Mississippi Gulf Coast CC
9	Todd Lee Battle	WR	6-0	185	Jr.	Birmingham, Ala.	Ramsay HS
10	Jaquan Henderson	DB	6-1	211	Sr.	Covington, Ga.	Georgia Tech
11	Tyler Kennedy	WR	5-10	185	Jr.	Moreno Valley, Calif.	Southern Mississippi
12	Corintheus Edmonds	WR	6-2	195	Sr.	Hampton, Ga.	Lovejoy HS
13	Bernard Thomas	DB	6-2	213	Jr.	Starkville, Miss.	Mississippi Gulf Coast CC
14	Adam Duncan	TE	6-5	231	Jr.	Fort Worth, Texas	Trinity Valley CC
15	Nick Felice	QB	6-4	200	Fr.	Lithia, Fla.	Plant City HS
16	Chancie Tidwell	TE	6-1	230	Jr.	Jackson, Miss.	Jones College
17	John Boyd	DB	6-2	220	Sr.	Atlanta, Ga.	Clemson University
18	Cole Kirk	QB	6-1	179	So.	Selmer, Tenn.	McNairy Central HS
19	Katerian LeGrone	TE	6-3	235	Fr.	Atlanta, Ga.	Nebraska
20	Ty Woods	DB	5-10	175	R-Sr.	Birmingham, Ala.	Pinson Valley HS
21	Patrick Lee Jr.	DB	5-10	185	Rf.	Baton Rouge, La.	Broadmoor Senior HS
22	Kory Gainwell	RB	5-8	180	Fr.	Benton, Miss.	University of Memphis
23	Sirvares Snow	DB	5-10	170	Sr.	Newton, Miss.	Pearl River CC
24	Lamarques Thomas	DB	6-0	180	Sr.	Jackson, Miss.	University of Louisville
25	Joseph Stone III	DB	5-7	175	Gr.	Holly Springs, Miss.	Holly Springs HS
26	Ty Goldsmith	DB	5-10	175	R-Jr.	Hoover, Ala.	Hoover HS
27	Brandon Williams	DB	5-10	190	R-So.	Lafayette, La.	Delhi HS
28	Jamarcus Ellison	RB	5-9	185	R-Sr.	Birmingham, Ala.	Ramsay HS
29	Jaylan Wilson	DB	6-0	190	Sr.	Bay St. Louis, Miss.	Pearl River CC
30	Dominique Killens Jr.	LB	6-2	207	R-Sr.	Jacksonville, Fla.	Trinity Christian Academy
31	BJ Jones	DB	6-2	190	Fr.	Citronelle, Ala.	Citronelle HS
32	Chris Sehring	LB	6-3	215	R-So.	Baton Rouge, La.	St. Michael the Archangel HS
33	Dante Williams	LB	6-2	255	Gr.	Bossier City, La.	Louisiana Tech
34	Emanuel Barber	LB	6-1	250	Gr.	Chicago, Ill.	Jones JC
35	Tamos Stevenson	LB	5-11	220	Sr.	Goodman, Miss.	Southwest Mississippi CC
36	John Valesco	LB	6-2	235	Gr.	Miami, Fla.	East Mississippi CC
37	Zane Samuel	DL	6-3	220	Gr.	Tuscaloosa, Ala.	Paul Bryant HS
38	Adrian Hill	LB	6-0	190	R-Jr.	Hoover, Ala.	Hoover HS
39	Parker Burleson	PK	5-11	180	So.	Mathiston, Miss.	East Webster HS
40	Connor Mantelli	K/P	6-0	170	Fr.	Castle Rock, Colo.	Douglas Country HS
41	Jarred Singleton	RB	5-7	185	Jr.	Farmerville, La.	Union Parish HS
42	Zarrian Billings	DL	6-1	220	Sr.	Florence, Ala.	Florence HS
43	Davontre Henderson	LB	6-0	215	Sr.	Grand Prairie, Texas	South Grand Prairie HS
44	Anthony Echols	LB	6-1	200	R-So.	Benton, La.	Benton HS
45	Drew Swatzell	LB	5-9	200	R-So.	Huntsville, Ala.	Huntsville HS
46	Jack Dunphy	LS	5-10	210	R-So.	Vestavia Hills, Ala.	Ellsworth CC
47	Tim Williams Jr.	DL	6-4	245	R-Sr.	Greenville, Miss.	Northwest Miss. CC
48	T.J. Butler	WR	5-7	180	So.	Chicago, Ill.	Dwight D. Eisenhower HS
49	Stanley Harrison	DL	6-4	230	Gr.	Immokalee, Fla.	Newberry College
50	Kaleb Robinson	OL	6-3	280	Sr.	Lexington, Miss.	Copiah-Lincoln CC
51	Tahj Perry	DL	6-0	275	Sr.	College Park, Ga.	Creekside HS
52	John Tate	LS	5-10	200	Sr.	Kosciusko, Miss.	Hinds CC

## ALPHABETICAL ROSTER

#	NAME	POS
34	Emanuel Barber	LB
9	Todd Lee Battle	WR
57	Derrick Billings	DL
42	Zarrian Billings	DL
17	John Boyd	DB
66	Jaelon Brown	OL
39	Parker Burleson	PK
48	T.J. Butler	WR
78	Innis Claud V	OL
63	Zach Cleveland	OL
81	Oakley Coleman	WR
5	Deion Dampier	RB
14	Adam Duncan	TE
46	Jack Dunphy	LS
44	Anthony Echols	LB
12	Corintheus Edmonds	WR
28	Jamarcus Ellison	RB
82	Robbie Evans	WR
6	Junior Faulk	DB
15	Nick Felice	QB
22	Kory Gainwell	RB
26	Ty Goldsmith	DB
76	Jacob Gragg	OL
80	Jaylen Green	WR
4	Tim Hall	DB
49	Stanley Harrison	DL
58	Jaylen Heffner	LB
43	Davontre Henderson	LB
10	Jaquan Henderson	DB
87	Torrey Hendrix	WR
38	Adrian Hill	LB
62	Keshawn Jennings	OL
31	BJ Jones	DB
65	Jason Judge	OL
11	Tyler Kennedy	WR
30	Dominique Killens Jr.	LB
18	Cole Kirk	QB
21	Patrick Lee Jr.	DB
19	Katerian LeGrone	TE
84	Calvin Lockett	WR
60	Ja'Qualan Lumpkin	OL
40	Connor Mantelli	K/P
73	Nicolas Melsop	OL
1	Dohnite Meyers	WR
53	Ervin Mincey	DL
71	Damon Moore	OL
59	Tristan Moseley	OL
2	Rico Owens II	RB
3	Sherrod Paige	DB
51	Tahj Perry	DL
50	Kaleb Robinson	OL
37	Zane Samuel	DL
32	Chris Sehring	LB



#	NAME	POS	HT	WT	CL	HOMETOWN	PREVIOUS SCHOOL
53	Ervin Mincey	DL	6-0	232	Sr.	Lyons, Ga.	Holmes CC
54	Demetrius Swilley	DL	5-9	270	Jr.	Hazlehurst, Miss.	Copiah-Lincoln CC
56	Stanley Talley	DL	6-1	300	R-Sr.	Montgomery, Ala.	Carver HS
57	Derrick Billings	DL	6-3	230	So.	Snellville, Ga.	South Gwinnett HS
58	Jaylen Heffner	LB	6-3	230	So.	Sardis, Miss.	Hinds CC
59	Tristan Moseley	OL	6-4	310	Gr.	Cleveland, Miss.	Copiah-Lincoln CC
60	Ja'Quan Lumpkin	OL	6-2	305	Fr.	Thomaston, Ga.	Upson-Lee HS
62	Keshawn Jennings	OL	6-1	282	Jr.	Marietta, Ga.	South Cobb HS
63	Zach Cleveland	OL	6-6	270	Fr.	Albany, Ga.	Lee County HS
64	Jakob Welch	OL	6-3	290	Jr.	Winona, Miss.	Northeast Miss. CC
65	Jason Judge	OL	6-5	325	Sr.	Jackson, Miss.	Copiah-Lincoln CC
66	Jaelon Brown	OL	6-4	320	Fr.	Montgomery, Ala.	Park Crossing HS
68	George Walker	OL	6-3	270	Fr.	Lithia Springs, Ga.	South Cobb HS
71	Damon Moore	OL	6-5	285	Sr.	Birmingham, Ala.	Clay-Chalkville HS
72	Dacoda Weaver	OL	6-5	340	R-So.	Mulberry, Fla.	Florida Atlantic Univ.
73	Nicolas Melsop	OL	6-7	305	R-Sr.	Columbus, Ohio	Lake Erie College
76	Jacob Gragg	OL	6-3	300	Gr.	Tuscaloosa, Ala.	Northside HS
78	Innis Claud V	OL	6-2	290	Gr.	Albany, Ga.	Buford HS
80	Jaylen Green	WR	6-0	175	So.	Norcross, Ga.	Norcross HS
81	Oakley Coleman	WR	6-4	180	R-So.	Mobile, Ala.	McGill-Toolen Catholic HS
82	Robbie Evans	WR	5-8	190	R-Jr.	Boynton Bch, Fla.	Calvary Christian Academy
83	Tremell Withrow	WR	5-10	175	So.	Gretna, La.	West Jefferson HS
84	Calvin Lockett	WR	6-2	190	So.	Largo, Fla.	University of Iowa
87	Torrey Hendrix	WR	5-8	170	Sr.	Birmingham, Ala.	Mississippi Gulf Coast CC
88	Vincent Wilkerson	WR	6-2	205	Gr.	Milwaukee, Wisc.	College of DuPage


► For a complete roster, including redshirts and squad members, please visit [GoStatesmen.com](http://GoStatesmen.com). ► Only members of the "Active" roster have been assigned a number.

7	Patrick Shegog	QB
41	Jarred Singleton	RB
8	Dayreke Snow	DB
23	Sirvares Snow	DB
35	Tamos Stevenson	LB
25	Joseph Stone III	DB
45	Drew Swatzell	LB
54	Demetrius Swilley	DL
56	Stanley Talley	DL
52	John Tate	LS
0	Marvin Terry	LB
13	Bernard Thomas	DB
24	Lamarques Thomas	DB
16	Chancie Tidwell	TE
36	John Valesco	LB
68	George Walker	OL
72	Dacoda Weaver	OL
64	Jakob Welch	OL
88	Vincent Wilkerson	WR
47	Tim Williams Jr.	DL
27	Brandon Williams	DB
33	Dante Williams	LB
29	Jaylan Wilson	DB
83	Tremell Withrow	WR
20	Ty Woods	DB

## ASSISTANT COACHES & SUPPORT PERSONNEL



**KELVIN GREEN**  
Defensive Coordinator  
Clemson (2009)  
Seventh Year



**JONATHAN FLETCHER**  
Offensive Coordinator/OL  
Knox (2011)  
Seventh Year



**TYLER HASTY**  
Quarterbacks  
Guilford (2011)  
Seventh Year



**GEOFF TERRY**  
Secondary  
Buffalo (2011)  
First Year



**CHRIS WEST**  
Defensive Line  
Valdosta State (2016)  
First Year



**MARCUS WINDHAM**  
Wide Receivers  
Southwest Baptist (2014)  
First Year



**TRISTIAN SPEER**  
Running Backs  
Delta State (2021)  
Second Year



**BLAKE CRANDALL**  
Linebackers  
Southern Mississippi (2017)  
First Year



**MARK HATCHER**  
Defensive Backs  
Coastal Carolina (2017)  
First Year



**ASHLY SALOMONSKY**  
Offensive Line  
North Alabama (2017)  
First Year



**SAM RAYBURN**  
Defensive Line  
Univ. of Mississippi (2019)  
First Year



**JAY THOMASON**  
Life Skills/FCA  
Fourth Year



**FRED SINGTON**  
Coord. Sports Information  
Troy (1992)  
Thirteenth Year



**CODY CLARK**  
Coord. Athletic Communications  
Delta State (2017)  
Fourth Year



**PHILIP TANG**  
Assistant/Communications  
Union (2013)  
Eighth Year



**RYAN ZIMMERMAN**  
Assistant/Communications  
California-Berkeley (2020)  
First Year



**KEENAN DAVIS**  
Assistant Communications  
Delta State (2020)  
First Year



**ABBY HAVARD**  
Asst. AD/Sports Medicine  
Southern Miss. (2010)  
Eighth Year



**ANDREW HAIER**  
Sports Medicine Grant Coord.  
Massachusetts College (2017)  
Fourth Year



**KATHERIN KRATZER**  
Asst. Director/Sports Medicine  
Troy University (2021)  
First Year



**KEVIN RODRIGUEZ**  
Head Strength & Conditioning  
TAMU-Kingsville (2016)  
Third Year



**MITCHELL HULSE**  
Asst. Strength & Conditioning  
First Year



**SIANNA DeCARLI**  
Asst. Strength & Conditioning  
First Year



**CHRIS WEATHERLY**  
Asst. Strength & Conditioning  
First Year




## PARKER FIELD @ McCOOL STADIUM

- ▶ One of the Gulf South Conference's oldest and most historic venues, Travis E. Parker Field at Horace L. McCool Stadium has served as the home of the Statesmen since it opened in 1970. Delta State has enjoyed tremendous success at Parker-McCool under its last four coaches, posting an impressive 85-33 record.
- ▶ Formerly known as Delta Field and Travis E. Parker Field, the 8,500 seat stadium was completed in time for the 1970 season. In 1984, the field was renamed to honor former Mississippi Institutions of Higher Learning Board of Trustees member, Travis E. Parker, a tireless supporter of Delta State University and Delta area communities.
- ▶ In 2007, DSU honored long-time coach and administrator Horace McCool by naming the stadium in his honor. McCool was 76-48-3 in 14 seasons as head coach of the Statesmen and was instrumental in running the Department of Athletics as Director of Athletics. During his time as AD, McCool helped revive Lady Statesmen basketball, which blossomed into a national power under the legendary Margaret Wade.
- ▶ The current facility replaced the "old" Delta Field, which is located between Sillers Coliseum and the Hugh Ellis Walker Alumni-Foundation House on the Delta State campus. The Statesmen have enjoyed a 252-126-15 mark at home.
- ▶ The two-level press facility includes booths for radio, film, coaches, and working press, as well as to a snack kitchen and restroom. The press box is completely enclosed, with the exception of the second-level film deck, and is climate controlled for year-round comfort and convenience.
- ▶ Parker-McCool has gone through several recent renovations, including the installation of artificial turf in the summer of 2014, a press box revitalization project in May of 2013, and the addition of a new scoreboard/video board in the fall of 2008. Past additions have included the chairback seats in 1993 and the creation of a picnic area in the southwest corner of Parker Field in 2001.
- ▶ In the summer of 2014, Delta State began construction on a new visitor's concession stand and bathroom on the southeast corner of Parker-McCool.
- ▶ In his first season as head coach of the Statesmen, coach Todd Cooley led Delta State to a perfect 4-0 record at Parker-McCool. The Nashville, Arkansas native is the first head coach since Ron Roberts to go undefeated at home in his first season at DSU.
- ▶ Delta State has an 8-2 (.800) record in NCAA Division II postseason play.
- ▶ The Statesmen went 2-0 at Parker-McCool in the 2000 NCAA playoffs en route to the national championship. DSU defeated Valdosta State (49-12) and North Dakota State (34-16) at home with road wins over Catawba (20-14) and Bloomsburg (63-34) in the NCAA title game.
- ▶ Trevar Deed set a DSU postseason record with 16 receptions for 203 yards and four touchdowns in a 55-34 loss to North Alabama in the second round of the 2008 NCAA Division II playoffs at Parker-McCool.
- ▶ In DSU's 45-7 victory over Shaw University in the first round of the 2007 NCAA playoffs, senior linebacker and Harlon Hill finalist Michael Eubanks set a new NCAA DII single-game sack record with five versus the Hawks.

## PARKER FIELD-McCOOL STADIUM TOP 10 CROWDS

OPPONENT	DATE	ATTENDANCE	RESULT
North Alabama	9-18-04	9,023	W, 28-21
North Alabama	9-22-12	8,943	L, 12-20
Central State	9-27-14	8,765	W, 72-8
KY Wesleyan	9-19-15	8,551	W, 51-18
West Alabama	11-5-11	8,522	W, 36-34
Florida Tech	9-28-13	8,012	W, 52-31
<b>West Alabama</b>	<b>10-7-17</b>	<b>7,856</b>	<b>L, 29-26</b>
Quachita Baptist	10-1-11	7,755	W, 45-14
Mississippi Valley St.	9-8-01	7,635	W, 25-3
Henderson State	9-25-10	7,333	W, 41-37



**Travis E. Parker**  
Delta native, IHL trustee



**Horace L. McCool**  
Fmr. HC & A.D.

## STATESMEN AT PARKER-McCOOL

▶ Since 2001, DSU has 20 games of 7,000+ at home

YEAR	W	L	T	NOTES
1970	3	1	1	
1971	2	2	0	
1972	4	1	0	
1973	4	2	0	
1974	5	0	0	
1975	2	2	0	
1976	2	2	1	
1977	2	3	0	
1978	3	2	0	
1979	2	3	0	
1980	3	3	0	
1981	1	3	0	
1982	3	3	0	
1983	2	2	0	
1984	3	1	1	
1985	3	2	1	
1986	2	2	1	
1987	3	2	0	
1988	2	2	1	
1989	3	1	0	
1990	2	2	0	
1991	2	3	0	
1992	1	2	1	
1993	2	3	0	
1994	3	1	1	
1995	3	2	0	
1996	3	1	0	
1997	0	5	0	
1998	4	0	0	0-1 NCAA Playoffs
1999	3	1	0	
2000	6	0	0	2-0 NCAA Playoffs
2001	3	3	0	
2002	3	1	0	
2003	4	2	0	
2004	3	1	0	
2005	4	1	0	
2006	5	1	0	
2007	4	0	0	
2008	6	1	0	1-1 NCAA Playoffs
2009	4	0	0	
2010	6	2	0	2-0 NCAA Playoffs
2011	7	0	0	2-0 NCAA Playoffs
2012	1	4	0	
2013	4	0	0	
2014	5	1	0	0-1 NCAA Playoffs
2015	3	4	0	
2016	2	4	0	
2017	4	2	0	
2018	2	3	0	
2019	4	1	0	
<b>2021</b>	<b>2</b>	<b>1</b>	<b>0</b>	
<b>Overall</b>	<b>160</b>	<b>92</b>	<b>8</b>	<b>8-3   NCAA playoffs</b>

## NCAA PLAYOFF GAMES AT PARKER-McCOOL

YEAR	OPPONENT	RESULT	SCORE
1998	Fort Valley State (1st)	L	14-21
2000	Valdosta State (1st)	W	49-12
2000	North Dakota State (Semis.)	W	34-16
2007	Shaw (1st)	W	45-7
2008	Tusculum (2nd)	W	27-19
2008	North Alabama (Qtrs.)	L	34-55
2010	North Alabama (1st)	W	47-24
2010	Shepherd (Semis.)	W	29-17
2011	North Alabama (2nd)	W	42-14
2011	North Greenville (Qtrs.)	W	28-23
2014	West Georgia (2nd)	L	27-37
<b>Total Games (11)</b>		<b>8-3</b>	





### RECORD VERSUS ALL OPPONENTS

SCHOOL	W	L	T	PF	PA
Abilene Christian University	0	1	0	28	34
Alabama, University of	0	1	0	0	89
Albany State University	2	0	0	68	7
Arkansas College	1	0	0	46	0
*Arkansas-Monticello	28	5	0	1057	441
Gulf South	13	2	0	516	239
Arkansas State	4	4	1	167	131
*Arkansas Tech	12	7	0	530	444
Gulf South	9	6	0	399	325
Austin Peay State	2	2	0	83	79
Belhaven College	1	0	0	55	18
Bethel College	7	4	1	322	114
Bloomburg (PA) University	1	0	0	63	34
Bowie State	1	0	0	45	35
Catawba	1	0	0	24	14
Centenary College	1	0	0	63	0
*Central Arkansas	5	11	1	326	402
Gulf South	2	6	0	156	225
Central State (Ohio)	1	0	0	72	8
Chowan (N.C.)	1	0	0	42	13
Cleveland Independents	1	0	0	6	0
College of the Ozarks	1	0	0	47	0
Concordia-College	2	0	0	150	6
Cumberland University	2	1	0	84	48
East Central Oklahoma	2	0	0	43	19
Eastern Illinois	1	1	0	50	27
Elizabeth City State	3	0	0	71	38
Elon College	0	1	0	21	24
Evansville College	0	1	0	6	19
Florida State	0	1	0	0	32
*Florida Tech	4	3	0	247	213
Gulf South	4	3	0	247	213
Fort Benning (Ga.)	1	0	0	20	3
Fort Valley State	3	2	0	168	79
Freed-Hardeman (Tenn)	0	1	0	0	7
Grand Valley State	0	3	0	64	98
Greenville Independents	0	1	0	0	21
*Harding University	10	1	1	445	257
Gulf South	8	1	0	365	186
*Henderson State	20	4	1	705	402
Gulf South	12	3	1	438	274
Hendrix College	0	3	0	12	30
Hinds Junior College	2	0	0	28	7
Holmes Junior College	2	0	0	51	19
Illinois-Chicago Circle	1	0	0	84	0
Indianapolis	0	1	0	18	33
Jackson State	1	2	0	61	69
*Jacksonville State	8	22	1	537	732
Gulf South	2	18	1	344	588
Kentucky Wesleyan	2	0	0	101	47
Lambuth University	6	6	0	216	154
Liberty Baptist	2	0	0	47	21
Louisiana College	8	8	2	214	212
Louisiana Tech	0	3	0	7	80
Memphis Naval Air Station	1	0	0	75	6
Memphis (e)	4	9	1	98	195
Merchant Marine Academy	1	0	0	19	0
McKendree	1	0	0	45	17
McNeese State	0	1	0	27	52
Middle Tennessee State	1	2	0	31	33
Millsaps College	5	10	0	136	280
Millsaps Freshmen	0	1	0	6	27
Minnesota-Duluth	0	1	0	17	20
*Mississippi College	22	16	2	728	641
Gulf South	16	12	1	542	501
Mississippi College "B"	0	0	1	0	0
Miss. College Freshmen	0	1	0	6	18
Mississippi Delta JC	5	4	1	112	115
Mississippi State	0	1	0	0	39
Mississippi Valley State	4	1	0	155	68

SCHOOL	W	L	T	PF	PA
Murray State	3	3	2	97	123
* Nicholls State	5	3	1	169	132
Gulf South	4	2	1	144	84
*North Alabama	26	34	1	1211	1376
Gulf South	23	32	1	813	1099
North Carolina Central	1	0	0	24	17
North Dakota	0	1	0	19	28
North Dakota State	1	1	0	47	32
*North Greenville	3	2	0	149	128
Gulf South	2	1	0	54	42
Northeast Louisiana	8	12	0	237	373
Northwest Junior College	10	1	0	405	38
* Northwestern State	2	14	0	156	397
Gulf South	2	1	0	66	25
Ole Miss Freshmen	0	2	0	2	20
*Ouachita Baptist	18	4	0	519	319
Gulf South	7	2	0	228	165
Parsons (Iowa) College	0	1	0	18	19
Pittsburg State	1	1	0	67	80
Quantico (Va.) Marines	0	2	0	16	30
Rhodes College	0	1	0	0	32
Rhodes Freshmen	3	0	0	47	0
Ruleville Independents	0	1	0	2	12
Sam Houston State University	0	1	0	31	38
Samford University	4	7	0	173	192
Shaw	1	0	0	45	7
Shepherd University	1	0	0	29	17
*Shorter University	7	1	0	316	141
Gulf South	7	1	0	316	141
Southeast Missouri	23	4	1	645	341
+ Southeastern Louisiana	5	8	0	147	273
Gulf South	3	4	0	74	115
Southeastern Oklahoma State	1	1	0	27	31
Southern Illinois University	1	0	0	24	16
Southern Mississippi	3	10	1	131	340
*Southern Arkansas	17	7	0	531	323
Gulf South	9	4	0	202	186
Southwest Baptist	1	0	0	20	0
Southwest Missouri State	1	1	0	73	34
Southwest Texas State	0	1	0	10	17
Southwestern Louisiana	1	4	0	68	91
Spring Hill College (Ala.)	1	0	0	12	7
Stephen F. Austin State Univ.	2	5	0	86	178
Tampa, University of	3	4	0	148	172
Tarleton State University	3	1	0	123	131
Tennessee-Martin JC	1	3	0	46	71
+ Tennessee-Martin, Univ. of	22	13	0	728	533
Gulf South	12	8	0	435	337
Texas-Arlington	0	1	0	8	19
Texas A&M-Commerce	3	4	0	186	198
Texas A&M-Kingsville	0	1	0	17	28
Texas State	0	1	0	25	32
+ Troy State (Ala.)	19	21	0	649	720
Gulf South	7	13	0	316	474
Tupelo Military Institute	0	1	0	6	13
Tusculum	2	0	0	51	29
Union (Tenn.) University	1	4	0	43	74
*Valdosta State (Ga.)	20	19	1	1,000	1,288
Gulf South	20	17	1	1,000	1,233
*West Alabama	36	27	3	1,716	1,274
Gulf South	26	19	2	1,215	1,010
West Chester (Pa.) State	0	1	0	28	31
*West Florida	2	3	0	130	183
Gulf South	2	2	0	97	144
*West Georgia	20	15	0	1071	772
Gulf South	19	13	0	1,015	707
West Virginia Tech	1	0	0	61	0
Western Kentucky	1	4	0	57	135
William Carey (MS) College	0	1	0	7	19

LEGEND: Bold denotes 2018 opponents | \* Denotes current Gulf South members | +Denotes former GSC members

## LAST TIME IT HAPPENED

AS OCTOBER 18, 2021

STATISTIC	PLAYER/OPPONENT
100 Yards Rushing:	<b>159, Deion Dampier vs. North Greenville, Oct. 16, 2021</b>
150 Yards Rushing:	154, Breck Ruddick vs. West Georgia, Nov. 9, 2019
200 Yards Rushing:	210, Chris Robinson vs. Florida Tech, Nov. 11, 2017
300 Yards Rushing:	316, Greg Walker vs. West Alabama, Oct. 23, 1996
20 Rushing Attempts:	<b>20, Deion Dampier &amp; Rico Owens vs. North Greenville, Oct. 16, 2021</b>
30 Rushing Attempts:	31, Chris Robinson @ Bowie State, Nov. 18, 2017
40 Rushing Attempts:	42, Greg Walker @ West Alabama, Oct. 23, 1993
Three Rushing Touchdowns:	3, Chris Robinson at Bowie State, Nov. 18, 2017
Four Rushing Touchdowns:	4, Chris Robinson vs. Florida Tech, Nov. 11, 2017
Five Rushing Touchdowns:	5, Chris Robinson vs. West Florida, Oct. 15, 2016
70-Yard Run:	73, Ric Owens, II @ North Greenville, Sept. 28, 201
80-Yard Run:	81, Trevar Deed @ North Alabama, Oct. 15, 2009
90-Yard Run:	90, Rico Owens, II @ Shorter, Nov. 2, 201
Two Players Rushing For 100 Yards:	144, Chris Robinson @ Bowie State, Nov. 18, 2017
	164, Breck Ruddick @ Bowie State, Nov. 18, 2017
300 Yards Passing:	319, Patrick Shegog vs. Shorter, Oct. 25, 2018
350 Yards Passing:	382, Tyler Sullivan at West Alabama, Oct. 8, 2016
400 Yards Passing:	<b>459, Patrick Shegog vs. West Florida, Oct. 2, 202</b>
500 Yards Passing:	502, Tyler Sullivan @ Valdosta State, Sept. 20, 2014
20 Pass Completions:	26, Breck Ruddick @ Shorter, Nov. 2, 201
30 Pass Completions:	<b>32, Cole Kirk vs. North Greenville, Oct. 16, 2021</b>
40 Pass Completions:	40, Breck Ruddick vs. Valdosta State, Oct. 12, 2019
30 Pass Attempts:	32, Breck Ruddick @ North Greenville, Sept. 28, 2019
40 Pass Attempts:	44, Patrick Shegog vs. North Greenville, Sept. 22, 2018
50 Pass Attempts:	<b>53, Cole Kirk vs. North Greenville, Oct. 16, 2021</b>
60 Pass Attempts:	64, Tyler Sullivan @ Valdosta State, Sept. 20, 2014
70 Pass Attempts:	73, Tyler Sullivan @ West Georgia, Oct. 18, 2014
Four Touchdown Passes:	4, Tyler Sullivan @ West Alabama, Oct. 8, 2016
Five Touchdown Passes:	5, Tyler Sullivan vs. Valdosta State, Nov. 7, 2015
Three Interceptions Thrown:	3, Breck Ruddick @ North Alabama, Oct. 28, 2017
Four Interceptions Thrown:	4 Garrett DeWitt @ West Alabama, Oct. 10, 2009
300 Yards Total Offense:	359 vs. Valdosta State, Oct. 12, 2019
400 Yards Total Offense:	<b>473 vs. McKendree Univ., Sept. 11, 2021</b>
500 Yards Total Offense:	<b>580 vs. West Florida, Sept. 2, 2021</b>
600 Yards Total Offense:	614 vs. West Alabama, Oct. 24, 2015
700 Yards Total Offense:	711, @ Lambuth, Nov. 13, 2010
100 Yards Receiving:	<b>104, Tremell Withrow vs. North Greenville, Oct. 16, 2021</b>
150 Yards Receiving:	<b>161, Corinthus Edmonds, vs. West Florida (Sept. 2, 2021)</b>
200 Yards Receiving:	203, Trevar Deed vs. North Alabama, Nov. 29, 2008
Back-to-Back Games With 100 Yards Receiving:	Chris Robinson 175 @ West Alabama, Oct. 8, 2016
	100 vs. West Florida, Oct. 15, 2016
Three Players with 100 Yards Receiving:	Delta State vs. West Alabama, Oct. 24, 2015
10 Receptions:	<b>10, Tremell Withrow vs. North Greenville, Oct. 16, 2021</b>

STATISTIC	PLAYER/OPPONENT
70-Yard Reception:	74, Leon Green vs. Shorter, Oct. 25, 2018
80-Yard Reception:	80, Ricky Hunt vs. Concordia, Nov. 8, 2014
90-Yard Reception:	93, James Grubbs vs. West Alabama, Sep 15, 2001
150 All-Purpose Yards:	190, Chris Robinson @ Bowie State, Nov. 18, 2017
200 All-Purpose Yards:	227, Chris Robinson @ North Greenville, Nov. 4, 2017
250 All-Purpose Yards:	373, Trevar Deed vs. West Georgia, Nov. 7, 2009
300 All-Purpose Yards:	373, Trevar Deed vs. West Georgia, Nov. 7, 2009
350 All-Purpose Yards:	373, Trevar Deed vs. West Georgia, Nov. 7, 2009
100+ Kickoff Return Yards:	112, Ladarion Peterson vs. North Alabama, Oct. 28, 2017
Three Touchdowns Receiving:	3, Casey Osborne @ Fort Valley State, Sept. 6, 2014
Four Touchdowns Receiving:	4, Trevar Deed vs. North Alabama, Nov. 29, 2008
Rushing TD & Receiving TD:	Chris Robinson @ North Greenville, Nov. 4, 2017
Kickoff Return For Touchdown:	Ladarion Peterson at West Alabama, Oct. 8, 2016
Rushing TD, Receiving TD, & Kickoff Return For TD:	Jeremy Ricks vs. West Georgia, Oct. 27, 2007
Punt Return For TD:	Darren Gardenhire, 35 yards vs. Shorter, Oct. 25, 2018
10 Tackles:	<b>112, Dante Williams vs. North Greenville, Oct. 16, 2021</b>
Two Sacks:	2, Marvin Terry vs. West Georgia, Nov. 9, 2019
Three Sacks:	<b>3, Tim Williams vs. Bethel, Sept. 2, 2021</b>
Five Sacks:	5, Ovenson Cledanord vs. Chowan, Sep. 9, 2017
Multiple Interceptions:	<b>2, Sherrod Paige vs. Bethel, Sept. 2, 2021</b>
Interception Returned For TD:	<b>Manny Barber, 23 yards at West Georgia, Sept. 18, 2021</b>
Interception & Fumble Recovery:	Decory McGee vs. Mississippi College, Sept. 29, 2016
Two Forced Fumbles:	4, Ovenson Cledanord vs. Chowan, Sep. 9, 2017
Two Fumble Recoveries:	2, Jamel Dennis & Keijne Thomas @ Shorter University, Oct. 10, 2015
Fumble Return For TD:	Fumble Return For TD: Marvin Terry (8 yards) vs. West Georgia, Nov. 9, 2019
Blocked FG:	Kevin White @ West Florida, Oct. 14, 2017
Blocked FG for TD:	Kevin White/Johnquavious McBride @ West Florida, Oct. 14, 2017
Fake Punt for TD:	Kelon Wilson (55 yards) vs. North Greenville, Sept. 22, 2018
Blocked Punt:	<b>Sivares Snow vs. North Greenville, Oct. 16, 2021</b>
Blocked Punt For TD:	Zane Samuel vs. West Georgia, Sept. 10, 2016
Blocked PAT:	Quantarius Boone @ Tarleton State, Aug. 30, 2018
Safety:	<b>Team Safety vs. West Florida, Oct. 2, 2021</b>
40-Yard FG:	<b>42, Connor Mantelli vs. North Greenville, Oct. 16, 2021</b>
45-Yard FG:	47, Taylor Crabtree vs. Grand Valley State, Sept. 8, 2018
50-Yard FG:	52, Billy Dorgan @ Central Arkansas, Oct. 28, 2000
Three FGs:	3, Vince Sciorrotta, West Alabama, Oct. 7, 2017
Four FGs:	5, Taylor Crabtree vs. Florida Tech, Sept. 21, 2019
Five FGs:	5, Taylor Crabtree vs. Florida Tech, Sept. 21, 2019
Game-Winning Field Goal:	38 yards, Taylor Crabtree 5, Taylor Crabtree vs. Florida Tech, Sept. 21, 2019
60-Yard Punt:	65 yards, Cody Mills vs. West Florida, Sept. 29, 2018
70-Yard Punt:	76, Cody Mills @ Tarleton State, Aug. 30, 2018

## LOOKING FOR THE RECORD BOOK?

- Delta State University Athletic Communications produces an extensive record book detailing the history and tradition of Statesman Football. The **2021 Statesman Record Book** is available online at **GoStatesmen.com** inside the "Other Links" section under Football.





**GAME ONE**  
Sept. 2, 2021 | Cleveland, Miss.  
Attendance: 3,567

<b>BETHEL (TN)</b>	<b>14</b>
<b>DELTA STATE</b>	<b>48</b>

SCORE BY QUARTERS	1	2	3	4	SCORE
Bethel (TN) University	0	7	7	0	14
Delta State	20	14	7	7	48

## SCORING SUMMARY

1st	13:22	DSU	Rico Owens II 6 yd run (Connor Mantelli kick), <b>2-23 0:28, BETHELTN 0 - DSU 7</b>
	11:00	DSU	Dohnite Meyers 36 yd pass from Patrick Shegog (Connor Mantelli kick failed) <b>4-52 1:11, BETHELTN 0 - DSU 13</b>
	04:35	DSU	Deion Dampier 28 yd pass from Patrick Shegog (Connor Mantelli kick) <b>5-80 2:26, BETHELTN 0 - DSU 20</b>
2nd	14:50	DSU	Adam Duncan 38 yd pass from Patrick Shegog (Connor Mantelli kick), 7-63 2:56, BETHELTN 0 - DSU 27
	12:24	DSU	Rico Owens II 33 yd run (Connor Mantelli kick) <b>3-37 1:13, BETHELTN 0 - DSU 34</b>
	04:18	BU	Dieuly Aristilde 35 yd pass from Nolan Chowbay (Luis Morales kick) <b>6-49 3:21, BETHELTN 7 - DSU 34</b>
3rd	04:38	DSU	Deion Dampier 30 yd pass from Cole Kirk (Connor Mantelli kick) <b>3-43 0:41, BETHELTN 7 - DSU 41</b>
	00:33	BU	Quashawn Ford 10 yd pass from Nolan Chowbay (Luis Morales kick) <b>3-37 0:54, BETHELTN 14 - DSU 41</b>
4th	05:30	DSU	Kory Gainwell 20 yd run (Connor Mantelli kick) <b>6-62 2:51, BETHELTN 14 - DSU 48</b>

TEAM STATS	BETHEL	DSU
FIRST DOWNS	16	24
RUSHES-YARDS (NET)	34-65	39-191
PASSING YDS (NET)	291	318
Passes Att-Comp-Int	34-18-4	34-27-1
TOTAL OFFENSE PLAYS-YARDS	68-366	67-509
Fumble Returns-Yards	2-9	1-33
Punt Returns-Yards	1-18	4-30
Kickoff Returns-Yards	3-52	3-113
Interception Returns-Yards	1-27	4-25
Punts (Number-Avg)	6-31.3	3-51.3
Fumbles-Lost	3-3	3-3
Penalties-Yards	5-42	6-58
Possession Time	29:33	30:27
Third-Down Conversions	2 of 14	5 of 12
Fourth-Down Conversions	1 of 2	0 of 0
Red-Zone Scores-Chances	1-2	2-6
Sacks By: Number-Yards	0-0	6-39

**RUSHING: BETHEL**-Kegan Huddleston 6-23; Damian Johnson 6-15; James Dixon 1-15; Davius Prather 2-13; De'Ontay Tate 3-13; Ray Quan Wilson 1-4; Dieuly Aristilde 1-0; Anthony Hughes 2-minus 2; Nolan Chowbay 12-minus 16. **DELTA STATE**-Rico Owens II 8-85; Jamarcus Ellison 7-64; Kory Gainwell 8-37; Jarred Singleton 3-12; Cole Kirk 1-6; Deion Dampier 4-minus 2; TEAM 2-minus 11.

**PASSING: BETHEL**-Nolan Chowbay 18-34-4-291. **DELTA STATE**-Patrick Shegog 16-19-1-196; Cole Kirk 11-15-0-122.

**RECEIVING: BETHEL**-Dieuly Aristilde 7-123; James Dixon 3-75; De'Ontay Tate 2-20; Quashawn Ford 2-14; Damian Johnson 1-29; Davius Prather 1-21; Avont Burrus 1-10; Kegan Huddleston 1-minus 1. **DELTA STATE**-Dohnite Meyers 5-85; Deion Dampier 5-63; Corinthus Edmonds 4-37; Todd Lee Battle 3-35; Adam Duncan 2-39; Robbie Evans 2-19; Jaylen Green 2-5; Oakley Coleman 1-17; Tyler Kennedy 1-8; Kory Gainwell 1-7; Calvin Lockett 1-3.

**INTERCEPTIONS: BETHEL**-Jalen Harris 1-27. **DELTA STATE**-Sherrod Paige 2-0; Ty Woods 1-25; Junior Faulk 1-0.

**FUMBLES: BETHEL**-Nolan Chowbay 1-1; Dieuly Aristilde 1-1; De'Ontay Tate 1-1. **DELTA STATE**-Dohnite Meyers 1-1; Kory Gainwell 1-1; Robbie Evans 1-1.

**SACKS (UA-A): BETHEL**-None. **DELTA STATE**-Tim Williams Jr 3-0; Zane Samuel 0-1; Marvin Terry 1-0; Adrian Hill 1-0; Ervon Mincey 1-0.

**TACKLES (UA-A): BETHEL**-Jakobe Griffin 5-2; Vonte Bates 4-3; Jalen Harris 5-1; Darian Burns 3-3; Devious Christmon 5-0; Dee Hines 4-1; Jacob Hamer 3-1; Jared Gentry 3-0; Brody Franks 3-0; Jaylen Moore 2-1; Mike Malone 2-1; Andrew Welch 0-1; Will Secker 2-0; Afiz Bhadosh 2-0; Tim Hamilton 2-0; Cameron McKinney 2-0; Rico Smith 1-1; Xavier King 0-2; Tolando McCaa 1-0; Keyshawn Reynolds 1-0; Corey Wilhite 1-0; Keyshawn Brummett 1-0; Jacious Clark 1-0; Kegan Huddleston 1-0; Austin Brock 1-0.

**DELTA STATE**-Sherrod Paige 6-1; Ty Woods 4-2; Adrian Hill 5-0; Tim Williams Jr 4-0; John Valesco 3-1; Marvin Terry 3-1; Jaylan Wilson 3-0; Emanuel Barber 3-0; Patrick Lee Jr. 2-1; Tamos Stevenson 1-2; Dente Williams 1-2; John Boyd 2-0; Junior Faulk 2-0; Tim Hall 2-0; Stanley Harrison 2-0; Lemarques Thomas 1-1; Patrick Shegog 1-0; Sivares Snow 1-0; Devontre Henderson 1-0; Ervon Mincey 1-0; Ty Goldsmith 1-0; Robbie Evans 1-0; Brandon Williams 1-0; Dominique Killens 1-0; Jaylen Green 1-0; Connor Henderson 1-0; Zane Samuel 0-1.



**GAME TWO**  
Sept. 11, 2021 | Cleveland, Miss.  
Attendance: 6,789

<b>MCKENDREE</b>	<b>17</b>
<b>DELTA STATE</b>	<b>45</b>

SCORE BY QUARTERS	1	2	3	4	SCORE
Mckendree University	10	7	0	0	17
Delta State	7	14	10	14	45

## SCORING SUMMARY

1st	11:16	MCK	Kastl, R. 43 yd field goal, <b>8-37 2:40, MCK 3 - DSU 0</b>
	07:31	MCK	Bachman, J. 17 yd pass from Pullen, T. (Kastl, R. kick), <b>6-83 2:46, MCK 10 - DSU 0</b>
	03:59	DSU	Patrick Shegog 1 yd run (Connor Mantelli kick), <b>8-69 3:24, MCK 10 - DSU 7</b>
2nd	13:01	MCK	Pullen, T. 23 yd run (Kastl, R. kick), <b>5-36 1:51, MCK 17 - DSU 7</b>
	04:58	DSU	Tyler Kennedy 10 yd pass from Patrick Shegog (Connor Mantelli kick), <b>3-61 0:41, MCK 17 - DSU 14</b>
	01:44	DSU	Dohnite Meyers 65 yd pass from Patrick Shegog (Connor Mantelli kick), <b>1-65 0:11, MCK 17 - DSU 21</b>
3rd	13:08	DSU	Rico Owens II 15 yd pass from Patrick Shegog (Connor Mantelli kick), <b>3-49 0:49, MCK 17 - DSU 28</b>
	04:01	DSU	Connor Mantelli 20 yd field goal, <b>12-65 4:00, MCK 17 - DSU 31</b>
	04:01	DSU	Patrick Shegog 13 yd run (Connor Mantelli kick), <b>6-41 1:17, MCK 17 - DSU 38</b>
	09:17	DSU	Kory Gainwell 7 yd run (Connor Mantelli kick), <b>5-37 1:09, MCK 17 - DSU 45</b>

TEAM STATS	MCKENDREE	DSU
FIRST DOWNS	15	21
RUSHES-YARDS (NET)	41-181	39-201
PASSING YDS (NET)	128	272
Passes Att-Comp-Int	37-14-1	35-16-1
TOTAL OFFENSE PLAYS-YARDS	78-309	74-473
Fumble Returns-Yards	1-4	0-0
Punt Returns-Yards	1-0	6-35
Kickoff Returns-Yards	4-67	3-83
Interception Returns-Yards	1-70	1-2
Punts (Number-Avg)	11-35.8	5-43.2
Fumbles-Lost	2-1	3-3
Penalties-Yards	10-100	2-20
Possession Time	32:41	27:19
Third-Down Conversions	7 of 22	3 of 15
Fourth-Down Conversions	0 of 2	3 of 4
Red-Zone Scores-Chances	1-1	6-7
Sacks By: Number-Yards	0-0	1-5

**RUSHING: MCKENDREE UNIVERSITY**-Leflore, N. 4-63; Feldmann, B. 12-61; Franklin, J. 9-20; Pullen, T. 2-20; Fisher, C. 3-15; Middleton, T. 2-9; Hunsaker, R. 7-5; Bachman, J. 1-2; Oltean, E. 1-minus 14. **DELTA STATE**-Patrick Shegog 10-68; Rico Owens II 10-53; Jamarcus Ellison 5-28; Kory Gainwell 5-22; Deion Dampier 7-7; TEAM 2-minus 3.

**PASSING: MCKENDREE**-Pullen, T. 12-32-1-118; Oltean, E. 2-5-0-10. **DELTA STATE**-Patrick Shegog 16-33-1-272; Cole Kirk 0-2-0-0.

**RECEIVING: MCKENDREE**-Bachman, J. 4-31; Fisher, C. 2-10; Kennedy, J. 1-23; Leflore, N. 1-17; Feldmann, B. 1-15; Sprycha, J. 1-11; Franklin, J. 1-7; Siever, T. 1-6; Towns, S. 1-4; Griffin, D. 1-4. **DELTA STATE**-Dohnite Meyers 4-110; Tyler Kennedy 2-61; Todd Lee Battle 2-34; Calvin Lockett 2-24; Deion Dampier 2-22; Adam Duncan 2-8; Rico Owens II 1-15; Jaylen Green 1-minus 2.

**INTERCEPTIONS: MCKENDREE**-Garrett, K. 1-30. **DELTA STATE**-Jaquan Henderson 1-2.

**FUMBLES: MCKENDREE**-Nolan Chowbay 1-1; Dieuly Aristilde 1-1; De'Ontay Tate 1-1. **DELTA STATE**-Dohnite Meyers 1-1; Kory Gainwell 1-1; Robbie Evans 1-1.

**SACKS (UA-A): MCKENDREE**-Oltean, E. 1-1; Garrett, K. 1-0. **DELTA STATE**-Dohnite Meyers 2-2; Todd Lee Battle 1-1.

**TACKLES (UA-A): MCKENDREE**-Tucker, M. 12-4; Spraggins, K. 3-3; Perkins, D. 5-0; Houston, S. 4-1; King, I. 2-3; Crooks, D. 3-0; Hughes, A. 2-1; Johnson, J. 2-1; Stephens, D. 2-0; Young, E. 2-0; Pisoni, T. 1-1; Wilson, B. 1-1; Deboof, D. 1-1; Amponsah, S. 0-2; Richter, B. 1-0; Pisoni, L. 1-0; Oshana, A. 1-0; Crump, D. 1-0; Myles, D. 1-0; Dilger, C. 1-0; Holmes, J. 1-0; Wilson, Br. 1-0; Middleton, T. 1-0; Bachman, J. 1-0; Garrett, K. 1-0; Ward, I. 0-1.

**DELTA STATE**-Dante Williams 7-5; Marvin Terry 5-0; Lemarques Thomas 3-2; Dayreke Snow 4-0; Jaquan Henderson 4-0; Ty Woods 4-0; Sherrod Paige 3-1; Dominique Killens 3-1; Patrick Lee Jr 3-1; Stanley Harrison 2-1; Ty Goldsmith 2-1; Tim Williams Jr 0-3; Jaylan Wilson 2-0; Junior Faulk 2-0; Joseph Stone III 1-1; Stanley Talley 1-1; Tamos Stevenson 1-1; Demetrius Swilley 0-2; Zarrian Billings 1-0; Anthony Echols 1-0; Adrian Hill 1-0; Zane Samuel 1-0; John Valesco 1-0; Ervin Mincey 1-0; Brandon Williams 1-0; John Boyd 1-0; Jaylen Green 1-0; Tim Hall 1-0; Bernard Thomas 1-0; Dohnite Meyers 1-0.



**GAME THREE**  
Sept. 18, 2021 | Carrollton, Ga.  
Attendance: 1,005

<b>#22 DELTA STATE</b>	<b>26</b>
<b>#18 WEST GEORGIA</b>	<b>27</b>

SCORE BY QUARTERS	1	2	3	4	SCORE
Delta State	3	3	14	6	26
West Georgia	3	14	3	7	27

## SCORING SUMMARY

1st	08:00	UWG	Cervantes, Omar 28 yd field goal <b>12-36 5:28, DSU 0 - UWG 3</b>
	01:45	DSU	Connor Mantelli 32 yd field goal <b>16-61 6:10, DSU 3 - UWG 3</b>
2nd	13:12	DSU	Connor Mantelli 25 yd field goal <b>7-42 2:38, DSU 6 - UWG 3</b>
	09:34	UWG	Devezin, Tyray 1 yd run (Cervantes, Omar kick) <b>13-83 3:30, DSU 6 - UWG 10</b>
	01:07	UWG	Miranda, Isaiah 3 yd pass from Frost, Harrison (Cervantes, Omar kick) <b>15-99 6:15, DSU 6 - UWG 17</b>
3rd	08:38	DSU	Deion Dampier 11 yd run (Patrick Shegog pass failed) <b>14-76 6:17, DSU 12 - UWG 17</b>
	05:18	DSU	Kory Gainwell 1 yd run (Chance Tidwell pass from Patrick Shegog) <b>6-20 2:18, DSU 20 - UWG 17</b>
	00:20	UWG	Cervantes, Omar 29 yd field goal <b>13-71 4:52, DSU 20 - UWG 20</b>
4th	10:07	DSU	Emanuel Barber 23 yd interception return (Connor Mantelli kick failed) <b>DSU 26 - UWG 20</b>
	04:42	UWG	Lambert, Trevon 21 yd pass from Frost, Harrison (Cervantes, Omar kick) <b>12-90 5:19, DSU 26 - UWG 27</b>

TEAM STATS	DSU	UWG
FIRST DOWNS	16	30
RUSHES-YARDS (NET)	42-150	35-102
PASSING YDS (NET)	110	292
Passes Att-Comp-Int	23-18-0	50-29-2
TOTAL OFFENSE PLAYS-YARDS	65-260	85-394
Fumble Returns-Yards	0-0	0-0
Punt Returns-Yards	2-24	2-9
Kickoff Returns-Yards	6-127	6-105
Interception Returns-Yards	2-27	0-0
Punts (Number-Avg)	4-41.5	2-42.5
Fumbles-Lost	2-1	1-1
Penalties-Yards	8-95	6-55
Possession Time	27:19	32:41
Third-Down Conversions	7 of 16	11 of 18
Fourth-Down Conversions	1 of 2	1 of 1
Red-Zone Scores-Chances	4-4	5-5
Sacks By: Number-Yards	1-6	0-0

**RUSHING: DELTA STATE**-Patrick Shegog 19-71; Kory Gainwell 9-33; Deion Dampier 10-29; Rico Owens II 4-17. **WEST GEORGIA**-Mosley, Rajaez 10-52; Devezin, Tyray 14-23; Royalston, Chri 5-21; Jordan, Jace 3-8; Blackmon, Ronni 1-2; TEAM 1-minus 5; Frost, Harrison 1-minus 6.

**PASSING: DELTA STATE**-Patrick Shegog 19-23-0-110. **WEST GEORGIA**-Frost, Harrison 29-50-2-292.

**RECEIVING: DELTA STATE**-Corinthus Edmonds 8-59; Todd Lee Battle 4-21; Tyler Kennedy 3-18; Dohnite Meyers 2-9; Rico Owens II 1-3; Robbie Evans 1-0. **WEST GEORGIA**-Blackmon, Ronni 8-80; Patterson, Phil 7-49; Slade, Mechane 6-95; Devezin, Tyray 2-8; Miranda, Isaiah 2-4; Lambert, Trevon 1-2; Royalston, Chris 1-17; Cole, Terrill 1-7; Risper, Scooter 1-1.

**INTERCEPTIONS: DELTA STATE**-Emanuel Barber 1-23; Ty Woods 1-4. **WEST GEORGIA**-None.


**FUMBLES: DELTA STATE**-Patrick Shegog 2-1. **WEST GEORGIA**-TEAM 1-1.

**SACKS (UA-A): DELTA STATE**-Stanley Talley 1-0. **WEST GEORGIA**-None.

**TACKLES (UA-A): DELTA STATE**-Delta State-Junior Faulk 7-0; Marvin Terry 5-1; Dante Williams 5-1; Tamos Stevenson 5-0; Ty Woods 4-1; Stanley Talley 4-1; Emanuel Barber 2-3; Sherrod Paige 3-1; Tim Williams Jr 3-1; Ervin Mincey 3-0; Tim Hall 3-0; Jaylan Wilson 3-0; Zane Samuel 3-0; Stanley Harrison 2-0; Vincent Wilkerson 2-0; Jaquan Henderson 2-0; Adrian Hill 1-0; Robbie Evans 1-0; Devontre Henderson 1-0; Bernard Thomas 1-0; Sivares Snow 1-0; Jack Dunphy 1-0; Tahj Perry 0-1; Dayreke Snow 0-1; Lemarques Thomas 0-1.

**WEST GEORGIA**-Robins, Demarko 6-0; Dahn, Amos 5-1; Mathews, Devont 5-1; Miller, Mike 5-0; Shaw, Derrick 3-2; Charman, Raekwon 4-0; Overstreet, Deo 4-0; Mosley, Rajaez 3-0; O'Neal, Shahin 3-0; Jackson, Javon 2-1; Gardenhire, Dea 2-1; Parker, Matthew 2-1; Feagins, Camyen 2-1; Harris, Delvont 2-0; Blackston, Chri 2-0; Gast, Cody 1-1; Currie-Sudler, I-1; Brown, Jaylen 1-1; Huff, Tay 0-2; Satterwhite, Ka 1-0; Regina, Sam 1-0; Williams, Keond 1-0; Davis, Jordan 1-0; Arnold, T.J. 1-0; Brian Dillard 1-0; Mercer, Malcolm 0-1.



	<b>GAME FOUR</b> Sept. 25, 2019   Jackson, Miss. Attendance: 33,652
<b>#25 DELTA STATE</b>	<b>17</b>
<b>JACKSON STATE</b>	<b>24</b>
<b>SCORE BY QUARTERS</b>	<b>1</b> <b>2</b> <b>3</b> <b>4</b> <b>SCORE</b>
Delta State	0   0   14   3   17
Jackson State	10   7   7   0   24

<b>SCORING SUMMARY</b>		
1st	11:07	JSU Glenn Misiak 40 yd field goal <b>8-33 3:09, DSU 0 - JSU 3</b>
	00:52	JSU Corbin III 11 yd pass from Shedeur Sanders (Glenn Misiak kick) <b>6-40 1:51, DSU 0 - JSU 10</b>
2nd	01:53	JSU Corbin III 13 yd pass from Shedeur Sanders (Glenn Misiak kick), <b>3-5 1:03, DSU 0 - JSU 17</b>
3rd	04:32	DSU Dohnite Meyers 35 yd pass from Patrick Shegog (Connor Mantelli kick), <b>6-68 2:30, DSU 7 - JSU 17</b>
	01:16	JSU Warren Newman 6 yd pass from Shedeur Sanders (Glenn Misiak kick) <b>8-73 3:12, DSU 7 - JSU 24</b>
	00:59	DSU Deion Dampier 64 yd run (Connor Mantelli kick), <b>1-64 0:14, DSU 14 - JSU 24</b>
4th	14:50	DSU Connor Mantelli 41 yd field goal <b>4-4 1:04, DSU 17 - JSU 24</b>

<b>TEAM STATS</b>	<b>DSU</b>	<b>JSU</b>
FIRST DOWNS	10	21
RUSHES-YARDS (NET)	30-146	38-65
PASSING YDS (NET)	91	251
Passes Att-Comp-Int	33-12-0	39-25-0
TOTAL OFFENSE PLAYS-YARDS	63-237	77-316
Fumble Returns-Yards	0-0	0-0
Punt Returns-Yards	3-54	7-61
Kickoff Returns-Yards	3-71	4-83
Interception Returns-Yards	0-0	0-0
Punts (Number-Avg)	9-40.6	8-35.2
Fumbles-Lost	3-1	2-1
Penalties-Yards	6-50	6-62
Possession Time	24:28	35:32
Third-Down Conversions	3 of 17	7 of 18
Fourth-Down Conversions	1 of 3	0 of 0
Red-Zone Scores-Chances	0-1	4-4
Sacks By: Number-Yards	5-34	2-8

**RUSHING: DELTA STATE**-Dampier 8-93; Rico Owens II 11-44; Kory Gainwell 5-11; Patrick Shegog 6-minus 2. **JACKSON STATE**-Santee Marshall 14-62; Peyton Pickett 9-36; JD Martin 5-6; Kare' Lyles 2-1; TEAM 1-minus 1; Warren Newman 1-minus 3; Shedeur Sanders 6-minus 36.

**PASSING: DELTA STATE**-Patrick Shegog 12-33-0-91. **JACKSON STATE**-Shedeur Sanders 25-36-0-251; Kare' Lyles 0-3-0-0.

**RECEIVING: DELTA STATE**-Dohnite Meyers 3-54; Todd Lee Battle 3-29; Corintheus Edmonds 2-10; Jaylen Green 1-4; Oakley Coleman 1-2; Rico Owens II 1-minus 2;Deion Dampier 1-minus 6. **JACKSON STATE**-Warren Newman 11-78; Corbin III 8-113; Shane Hooks 2-24; Trevonte Rucker 1-20; Christian Allen 1-12; Santee Marshall 1-5; Peyton Pickett 1-minus 1.


**INTERCEPTIONS: DELTA STATE**-None. **JACKSON STATE**-None.

**FUMBLES: DELTA STATE**-Patrick Shegog 1-1; Todd Lee Battle 1-0; Deion Dampier 1-0. **JACKSON STATE** JD Martin 1-1; Shedeur Sanders 1-0.

**SACKS (UA-A): DELTA STATE**-Marvin Terry 2-1; Tim Williams Jr 1-1; Stanley Talley 1-0. **JACKSON STATE**-James Houston 1-0; Devonta Davis 1-0.

**TACKLES (UA-A): DELTA STATE**- Dante Williams 8-3; Marvin Terry 6-5; John Boyd 6-2; Sherrod Paige 5-0; Dayreke Snow 4-0; Junior Faulk 3-0; Jaquan Henderson 3-0;Lemarques Thomas 3-0; Tim Hall 3-0; Stanley Talley 3-0; Tim Williams Jr 2-1;Zane Samuel 2-1; Adrian Hill 2-0; Tamos Stevenson 2-0; Emanuel Barber 1-1; Ervin Mincey 1-1; Patrick Lee, Jr 1-0; Sirvares Snow 1-0; Devontre Henderson 1-0; Ty Woods 1-0; Jamarcus Ellison 1-0.

**JACKSON STATE**-Au. Miller, Jr. 6-3; Keonte Hampton 6-1; Devonta Davis 4-2; Shilo Sanders 4-0; James Houston 4-0; Nyles Gaddy 3-1; CJ Holmes 2-1; C. Silmon-Craig 2-0; K. Arrington 2-0; Bailey Raborn 2-0; Anwan Owens 1-1; John Huggins 1-0; DJ Stevens 1-0; Coyins Miller 0-1; Tredarius Carr 0-1; De'Jahn Warren 0-1.

	<b>GAME FIVE</b> Oct. 2, 2019   Cleveland, Miss. Attendance: 4,657
<b>#1 WEST FLORIDA</b>	<b>39</b>
<b>DELTA STATE</b>	<b>33</b>
<b>SCORE BY QUARTERS</b>	<b>1</b> <b>2</b> <b>3</b> <b>4</b> <b>SCORE</b>
West Florida	7   3   14   15   39
Delta State	14   16   3   0   33

<b>SCORING SUMMARY</b>		
1st	12:50	DSU Todd Lee Battle 48 yd pass from Patrick Shegog (Connor Mantelli kick) <b>7-60 2:10, UWF 0 - DSU 7</b>
	12:31	UWF David Durden 90 yd pass from Austin Reed (Griffin Cerra kick) <b>1-90 0:14, UWF 7 - DSU 7</b>
	06:15	DSU Rico Owens II 1 yd run (Connor Mantelli kick) <b>14-75 6:14, UWF 7 - DSU 14</b>
2nd	09:40	UWF Griffin Cerra 26 yd field goal, <b>8-71 3:12, UWF 10 - DSU 14</b>
	09:24	DSU Corintheus Edmonds 64 yd pass from Patrick Shegog (Connor Mantelli kick), <b>1-64 0:11, UWF 10 - DSU 21</b>
	04:56	DSU TEAM safety, , UWF 10 - DSU 23
	00:45	DSU Deion Dampier 1 yd run (Connor Mantelli kick) <b>12-59 4:06, UWF 10 - DSU 30</b>
3rd	12:24	UWF Jared Smith 17 yd pass from Austin Reed (Griffin Cerra kick) <b>5-73 2:28, UWF 17 - DSU 30</b>
	06:24	DSU Connor Mantelli 28 yd field goal <b>15-67 5:54, UWF 17 - DSU 33</b>
	01:30	UWF David Durden 14 yd pass from Austin Reed (Griffin Cerra kick) <b>5-53 1:39, UWF 24 - DSU 33</b>
4th	07:37	UWF R. Hargrove 10 yd run (Griffin Cerra kick), <b>9-93 3:24, UWF 31 - DSU 33</b>
	05:32	UWF Shomari Mason 9 yd pass from Austin Reed (Woldley pass from Reed) <b>6-46 1:52, UWF 39 - DSU 33</b>

<b>TEAM STATS</b>	<b>DSU</b>	<b>UWF</b>
FIRST DOWNS	22	30
RUSHES-YARDS (NET)	25-150	52-121
PASSING YDS (NET)	285	459
Passes Att-Comp-Int	31-13-2	50-32-2
TOTAL OFFENSE PLAYS-YARDS	56-435	102-580
Fumble Returns-Yards	0-0	0-0
Punt Returns-Yards	1-5	2-2
Kickoff Returns-Yards	4-79	6-143
Interception Returns-Yards	2-24	2-4
Punts (Number-Avg)	3-43.0	2-41.5
Fumbles-Lost	0-0	2-2
Penalties-Yards	9-102	9-100
Possession Time	21:22	36:38
Third-Down Conversions	1 of 8	9 of 21
Fourth-Down Conversions	0 of 1	4 of 6
Red-Zone Scores-Chances	5-6	3-6
Sacks By: Number-Yards	7-47	1-7

**RUSHING: WEST FLORIDA**-Shomari Mason 10-86; R. Hargrove 7-65; Austin Reed 5-21; Jervon Newton 1-5; TEAM 2-minus 27. **DELTA STATE**-Rico Owens II 14-60; Deion Dampier 15-37; Patrick Shegog 22-22; Kory Gainwell 1-2.

**PASSING: WEST FLORIDA**-Austin Reed 13-31-2-285. **DELTA STATE**- Patrick Shegog 32-50-2-459.

**RECEIVING: WEST FLORIDA**-David Durden 3-117; Rodney Coates 3-65; Shomari Mason 3-54; Jared Smith 3-29; R. Hargrove 1-20. **DELTA STATE**-Corintheus Edmonds 8-161; Dohnite Meyers 7-75; Todd Lee Battle 5-84; Oakley Coleman 4-33; Adam Duncan 3-43; Tyler Kennedy 3-43; Calvin Lockett 1-14; Deion Dampier 1-6.


**INTERCEPTIONS: WEST FLORIDA**-D'Anthony Bell 1-24; Kion Holder 1-0. **DELTA STATE**- John Boyd 1-3; Lemarques Thomas 1-1.

**FUMBLES: WEST FLORIDA**-None. **DELTA STATE**-Tyler Kennedy 1-1; Corintheus Edmonds 1-1.

**SACKS (UA-A): WEST FLORIDA**-Myles Meyer 1-1; Shea Campbell 2-0; Steph. Williams 1-1; De Marco Artis 1-0; Michael Police 1-0; Trent Archie 1-0; Kee Whetzel 1-0. **DELTA STATE**-Zane Samuel 1-0; Tim Williams Jr 0-1

**TACKLES (UA-A): WEST FLORIDA**-T.J. Limehouse 15-1; Shea Campbell 10-3; Trent Archie 9-3; Kee Whetzel 8-2; Kion Holder 3-4; De Marco Artis 6-0; D'Anthony Bell 5-1; Steph. Williams 2-3; Derontae Jordan 2-3; Ant. Johnson 3-1; Matthew Gotel 3-1; Shannon Showers 2-1; Myles Meyer 1-2; De'Mare. Givens 2-0; Ja'Quize Cross 2-0; Shahman Moore 2-0; Pooda Walker 2-0; Wyatt Adams 1-1; Brand. Penerton 1-1; Vin. McIntosh 1-1; Gael Laurent 1-1; Noah Shattuck 1-0; Michael Police 1-0; Jervon Newton 1-0; Aiden Swett 1-0; Mav. Woldley 0-1; Will Breland 0-1.

**DELTA STATE**- Sherrod Paige 5-1; Jaquan Henderson 3-1; Marvin Terry 3-1; Dayreke Snow 3-1; Tim Williams Jr 0-4; Tim Hall 3-0; Ty Woods 1-2; Sirvares Snow 2-0; John Boyd 2-0; Patrick Lee, Jr 2-0; Dante Williams 1-1; Brandon Williams 1-0; Zane Samuel 1-0; Devontre Henderson 1-0; Bernard Thomas 1-0; Lemarques Thomas 1-0; Stanley Talley 1-0; Jack Dunphy 0-1; Dominique Killens 0-1.

	<b>GAME SIX</b> Oct. 9, 2018   Valdosta, Ga. Attendance: 3,063
<b>DELTA STATE</b>	<b>0</b>
<b>#4 VALDOSTA STATE</b>	<b>55</b>
<b>SCORE BY QUARTERS</b>	<b>1</b> <b>2</b> <b>3</b> <b>4</b> <b>SCORE</b>
Delta State	0   0   0   0   0
Valdosta State	21   14   14   6   55

<b>SCORING SUMMARY</b>		
1st	14:46	VSU L. Gallimore 90 yd kickoff return (Estin Thiele kick), DSU 0 - VSU 7
	12:50	VSU L. Gallimore 31 yd pass from Ivory Durham (Estin Thiele kick) <b>3-50 0:36, DSU 0 - VSU 14</b>
	04:07	VSU Jamar Thompkins 4 yd run (Estin Thiele kick) <b>7-89 2:35, DSU 0 - VSU 21</b>
2nd	10:14	VSU Seth McGill 35 yd run (Estin Thiele kick) <b>6-96 1:53, DSU 0 - VSU 28</b>
	01:03	VSU Jamar Thompkins 5 yd run (Estin Thiele kick) <b>6-73 1:28, DSU 0 - VSU 35</b>
3rd	10:44	VSU Chris Barrett 22 yd pass from Ivory Durham (Estin Thiele kick) <b>4-83 1:28, DSU 0 - VSU 42</b>
	04:55	VSU Ivory Durham 10 yd run (Estin Thiele kick) <b>6-57 2:28, DSU 0 - VSU 49</b>
4th	14:14	VSU Estin Thiele 36 yd field goal <b>8-48 4:07, DSU 0 - VSU 52</b>
	05:49	VSU Estin Thiele 41 yd field goal <b>6-13 2:45, DSU 0 - VSU 55</b>

<b>TEAM STATS</b>	<b>DSU</b>	<b>UWF</b>
FIRST DOWNS	20	25
RUSHES-YARDS (NET)	51-159	39-401
PASSING YDS (NET)	202	165
Passes Att-Comp-Int	32-17-0	14-7-0
TOTAL OFFENSE PLAYS-YARDS	83-361	53-566
Fumble Returns-Yards	0-0	0-0
Punt Returns-Yards	1-2	0-0
Kickoff Returns-Yards	5-116	1-96
Interception Returns-Yards	0-0	0-0
Punts (Number-Avg)	5-31.8	1-37.0
Fumbles-Lost	1-1	1-1
Penalties-Yards	5-45	2-44
Possession Time	37:53	22:07
Third-Down Conversions	7 of 20	2 of 5
Fourth-Down Conversions	3 of 5	0 of 0
Red-Zone Scores-Chances	0-4	4-4
Sacks By: Number-Yards	0-0	3-20

**RUSHING: DELTA STATE**-Kory Gainwell 15-65; Deion Dampier 11-48; Rico Owens II 10-31; Jamarcus Ellison 5-24; Patrick Shegog 3-5; TEAM 2-minus 4; Cole Kirk 5-minus 10. **VALDOSTA STATE**-Seth McGill 14-186; Jamar Thompkins 10-134; James Chaney 6-41; Ivory Durham 4-29; Sam Edwards 2-11; C. Hollingshed 2-2; Team 1-minus 2.

**PASSING: DELTA STATE**- Cole Kirk 10-20-0-126; Patrick Shegog 7-12-0-76. **VALDOSTA STATE**-Ivory Durham 7-13-0-165; Sam Edwards 0-1-0-0.

**RECEIVING: DELTA STATE**-Dohnite Meyers 5-50; Todd Lee Battle 3-63; Rico Owens II 2-9; Jamarcus Ellison 2-5; Robbie Evans 1-30; Chancie Tidwell 1-25; Tyler Kennedy 1-11; Corintheus Edmonds 1-7; Deion Dampier 1-2. **VALDOSTA STATE**-L. Gallimore 3-78; Brian Sounds 3-65; Chris Barrett 1-22.

**INTERCEPTIONS: DELTA STATE**-none. **VALDOSTA STATE** -Jackson Bull 1-1; Jameon Gaskin 0-1; Brian Williams 1-0.


**FUMBLES: DELTA STATE**-none. **VALDOSTA STATE**-Jamar Thompkins 1-1.

**SACKS (UA-A): DELTA STATE**-Zane Samuel 1-0; Tim Williams Jr 0-1

**TACKLES (UA-A): DELTA STATE**- Bernard Thomas 4-0; Sherrod Paige 1-3; Dante Williams 0-4; Tamos Stevenson 3-0; Ty Woods 2-1; Brandon Williams 2-1; John Valesco 2-1; Lemarques Thomas 0-3; Jaquan Henderson 2-0; Tim Hall 1-1; Zane Samuel 1-1; Adrian Hill 1-1; Marvin Terry 1-1; Tahj Perry 0-2; Sirvares Snow 1-0; Deion Dampier 1-0; Ervin Mincey 1-0; Junior Faulk 1-0; Dayreke Snow 0-1; John Boyd 0-1; Emanuel Barber 0-1.

**VALDOSTA STATE**-Nick Moss 8-8; Cory Roberts 9-2; J. Martin 4-4; M. Jefferson 2-6; Jaylen Jackson 3-4; Arrington Dulin 0-7; Jameon Gaskin 2-4; Brian Williams 3-2; C. Matthew 1-3; Jackson Bull 1-3; Elijah Watson 3-0; Phillip Starks 2-0; Jaylen Dunbar 2-0; Kermit Solomon 1-1; Michyl Shaw 0-2; Council Allen 1-0; Steve Durosier 1-0; Aleem Coley 1-0; Travis Cooper 1-0; Eric Williams 0-1; Larry Johnson 0-1; Miles Harp 0-1.



	<b>GAME SEVEN</b> Oct. 169, 2021   Cleveland, Miss. Attendance: 1,002	
<b>NORTH GREENVILLE</b>		<b>42</b>
<b>DELTA STATE</b>		<b>34</b>
<b>SCORE BY QUARTERS</b>		
	<b>1</b>	<b>2</b>
Delta State	7	6
Valdosta State	7	7

<b>SCORING SUMMARY</b>		
1st	08:21	DSU Rico Owens II 4 yd run (Connor Mantelli kick)
		<b>10-65 3:19, NGU 0 - DSU 7</b>
	03:48	NGU Joshua Edwards 5 yd pass from Bryce Fields (Colin Karhu kick)
		<b>10-75 4:33, NGU 7 - DSU 7</b>
2nd	10:22	DSU Rico Owens II 1 yd run (Connor Mantelli kick)
		<b>2-14 0:25, NGU 7 - DSU 14</b>
	08:26	NGU Colin Karhu 26 yd field goal
		<b>4-2 1:03, NGU 10 - DSU 14</b>
	00:03	NGU Colin Karhu 49 yd field goal
		<b>6-38 0:46, NGU 13 - DSU 14</b>
3rd	06:41	DSU Connor Mantelli 22 yd field goal
		<b>7-24 2:29, NGU 13 - DSU 17</b>
	03:01	DSU Deion Dampier 30 yd run (Connor Mantelli kick)
		<b>4-50 1:34, NGU 13 - DSU 24</b>
4th	13:22	NGU Matthew Martin 91 yd pass from Bryce Fields (Colin Karhu kick)
		<b>2-91 0:17, NGU 20 - DSU 24</b>
	05:40	NGU Matthew Martin 71 yd pass from Bryce Fields (Colin Karhu kick)
		<b>1-71 0:12, NGU 27 - DSU 24</b>
	02:59	DSU Connor Mantelli 42 yd field goal
		<b>10-48 2:34, NGU 27 - DSU 27</b>
OT	15:00	DSU Tremell Withrow II yd pass from Cole Kirk (Connor Mantelli kick)
		<b>23-0 15:31, NGU 27 - DSU 34</b>
	15:00	NGU Semaj Lakin 1 yd run (Colin Karhu kick)
		<b>23-0 15:31, NGU 34 - DSU 34</b>
	15:00	NGU Semaj Lakin 1 yd run (Christian Bruce pass from B. Fields)
		<b>23-0 15:31, NGU 42 - DSU 34</b>

<b>TEAM STATS</b>	<b>NGU</b>	<b>DSU</b>
FIRST DOWNS	17	30
RUSHES-YARDS (NET)	42-95	51-219
PASSING YDS (NET)	239	294
Passes Att-Comp-Int	20-11-1	54-33-0
TOTAL OFFENSE PLAYS-YARDS	62-334	105-513
Fumble Returns-Yards	1-49	0-0
Punt Returns-Yards	2-0	3-35
Kickoff Returns-Yards	1-13	3-71
Interception Returns-Yards	0-0	1-0
Punts (Number-Avg)	7-44.0	6-33.5
Fumbles-Lost	1-1	3-3
Penalties-Yards	3-29	13-90
Possession Time	20:30	54:30
Third-Down Conversions	3 of 11	9 of 21
Fourth-Down Conversions	0 of 0	0 of 2
Red-Zone Scores-Chances	2-2	3-6
Sacks By: Number-Yards	2-5	3-26

**RUSHING: NORTH GREENVILLE**-Cale Swift 15-49; Semaj Lakin 11-41; EJ Humphrey 6-23; Joshua Edwards 2-1; Team 1-minus 1; Kaelan Riley 1-minus 7; Bryce Fields 6-minus 11. **DELTA STATE**-Deion Dampier 20-159; Rico Owens II 20-91; Kory Gainwell 6-16; TEAM 1-0; Cole Kirk 4-minus 47.

**PASSING: NORTH GREENVILLE**-Bryce Fields 7-14-1-205; Kaelan Riley 4-5-0-34; Team 0-1-0-0. **DELTA STATE** - Cole Kirk 33-54-0-294.

**RECEIVING: NORTH GREENVILLE**-Matthew Martin 3-168; Logan Byrd 3-19; Joshua Edwards 2-19; Doug Washington 1-13; Christian Bruce 1-12; Andrew Yates 1-8. **DELTA STATE**-Tremell Withrow 10-104; Dohnte Meyers 8-91; Todd Lee Battle 5-37; Oakley Coleman 5-35; Tyler Kennedy 2-17; Corintheus Edmonds 1-12; Robbie Evans 1-4; Rico Owens II 1-minus 6.


**INTERCEPTIONS: NORTH GREENVILLE** -none **DELTA STATE**- Sherrod Paige 1-1.


**FUMBLES: NORTH GREENVILLE** -Tyree Funnye 1-1. **DELTA STATE**-Cole Kirk 1-1; Deion Dampier 1-1; Tremell Withrow 1-1.

**SACKS (UA-A): NORTH GREENVILLE**-Rodney Evans 1-0; Kwame Livingston 1-0. **DELTA STATE**-Tim Williams Jr 1-1; Marvin Terry 0-1; Emanuel Barber 1-0; Zane Samuel 1-0; John Boyd 0-1.

**TACKLES (UA-A): DELTA STATE**- Dante Williams 6-5; Tim Williams Jr 6-4; Ty Woods 5-2; Sherrod Paige 5-2; Marvin Terry 4-1; Junior Faulk 3-2; Stanley Harrison 3-1; Zane Samuel 3-0; Jaquan Henderson 2-1; John Boyd 2-1; Emanuel Barber 2-0; Stanley Talley 1-1; John Valesco 1-1; Brandon Williams 1-0; Joseph Stone III 1-0; Sirvares Snow 1-0; Dohnte Meyers 1-0; Tahj Perry 1-0; Tamos Stevenson 0-1; Dayreke Snow 0-1; Dominique Killens 0-1.

**NORTH GREENVILLE** - Erhan Alexander 13-7; Eddie Martin 10-3; Kameron Burton 8-4; Kwame Livingston 6-5; De'Iveon Donald 7-2; Rodney Evans 6-0; Cory Croteau 5-1; Caleb Bynum 2-4; EJ Bradford 4-0; Tremaine Epps 2-2; Mike Norman 0-4; Landon Spooner 3-0; Aaron Watson 3-0; Bryson Capps 2-1; Nick Jones 2-1; Deandre Mack 2-0; Justin Rouse 1-1; Clayton Stancil 1-0; Shanye Monsanto 1-0; Chris Evans 1-0; S. Antley 1-0; Bryce Mointosh 1-0; Myles Prosser 1-0; Cameron Eubanks 0-1; Jahvon Brown 0-1.

	<b>GAME EIGHT</b> Oct. 23, 2021   Livingston, Ala. Attendance:	
<b>DELTA STATE</b>		
<b>WEST ALABAMA</b>		

	<b>GAME NINE</b> Oct. 30, 2021   Cleveland, Miss. Attendance:   <b>HOMECOMING</b>	
<b>SHORTER UNIVERSITY</b>		
<b>DELTA STATE</b>		



2021 STATESMEN FOOTBALL  
Delta State Overall Team Statistics (as of Oct 20, 2021)  
All games



Team Statistics	DSU	OPP
SCORING	203	218
Points Per Game	29.0	31.1
Points Off Turnovers	62	48
FIRST DOWNS	151	146
Rushing	69	56
Passing	72	70
Penalty	10	20
RUSHING YARDAGE	1187	1059
Yards gained rushing	1415	1308
Yards lost rushing	228	249
Rushing Attempts	298	254
Average Per Rush	4.0	4.2
Average Per Game	169.6	151.3
TDs Rushing	14	9
PASSING YARDAGE	1746	1651
Comp-Att-Int	156-261-4	117-225-10
Average Per Pass	6.7	7.3
Average Per Catch	11.2	14.1
Average Per Game	249.4	235.9
TDs Passing	11	17
TOTAL OFFENSE	2933	2710
Total Plays	559	479
Average Per Play	5.2	5.7
Average Per Game	419.0	387.1
KICK RETURNS: #-Yards	29-724	23-495
PUNT RETURNS: #-Yards	21-182	14-93
INT RETURNS: #-Yards	10-58	4-81
KICK RETURN AVERAGE	25.0	21.5
PUNT RETURN AVERAGE	8.7	6.6
INT RETURN AVERAGE	5.8	20.2
FUMBLES-LOST	17-14	10-8
PENALTIES-Yards	49-458	41-434
Average Per Game	65.4	62.0
PUNTS-Yards	34-1344	38-1423
Average Per Punt	39.5	37.4
Net punt average	36.2	32.1
KICKOFFS-Yards	37-2196	42-2593
Average Per Kick	59.4	61.7
Net kick average	38.5	38.0
TIME OF POSSESSION/Game	34:22	27:47
3RD-DOWN Conversions	43/122	33/96
3rd-Down Pct	35%	34%
4TH-DOWN Conversions	12/22	2/6
4th-Down Pct	55%	33%
SACKS BY-Yards	17-117	14-80
MISC YARDS	0	-10
TOUCHDOWNS SCORED	26	27
FIELD GOALS-ATTEMPTS	7-15	9-12
ON-SIDE KICKS	1-1	0-0
RED-ZONE SCORES	(18-34) 53%	(22-24) 92%
RED-ZONE TOUCHDOWNS	(13-34) 38%	(16-24) 67%
PAT-ATTEMPTS	(22-24) 92%	(25-25) 100%
ATTENDANCE	16015	37720
Games/Avg Per Game	4/4004	3/12573
Neutral Site Games		0/0

Score by Quarters	1st	2nd	3rd	4th	OT	Total
Delta State	51	54	58	33	7	203
Opponents	58	58	45	42	15	218





2021 STATESMEN FOOTBALL  
Delta State Overall Individual Statistics (as of Oct 20, 2021)  
All games



Rushing	g	att	gain	loss	net	avg	td	lg	avg/g
Rico Owens II	7	77	411	24	387	5.0	5	36	55.3
Deion Dampier	7	75	390	19	371	4.9	4	64	53.0
Kory Gainwell	7	49	210	24	186	3.8	3	20	26.6
Patrick Shegog	6	60	249	65	184	3.1	2	32	30.7
Jamarcus Ellison	4	17	117	1	116	6.8	0	41	29.0
Jarred Singleton	3	3	12	0	12	4.0	0	9	4.0
TEAM	6	7	0	18	-18	-2.6	0	0	-3.0
Cole Kirk	7	10	26	77	-51	-5.1	0	9	-7.3
Total	7	298	1415	228	1187	4.0	14	64	169.6
Opponents	7	254	1308	249	1059	4.2	9	61	151.3

Passing	g	effic	comp	att	in	pct	yds	td	lg	avg/g
Patrick Shegog	6	132.26	102	170	4	60.0	1204	9	65	200.7
Cole Kirk	7	116.62	54	91	0	59.3	542	2	46	77.4
Total	7	126.81	156	261	4	59.8	1746	11	65	249.4
Opponents	7	129.68	117	225	10	52.0	1651	17	91	235.9

Receiving	g	no.	yds	avg	td	lg	avg/g
Dohnte Meyers	7	34	474	13.9	3	65	67.7
Todd Lee Battle	7	25	303	12.1	1	48	43.3
Corintheus Edmon	7	24	286	11.9	1	64	40.9
Tyler Kennedy	7	12	158	13.2	1	51	22.6
Oakley Coleman	7	11	87	7.9	0	17	12.4
Tremell Withrow	3	10	104	10.4	1	37	34.7
Deion Dampier	7	10	87	8.7	2	30	12.4
Adam Duncan	6	7	90	12.9	1	38	15.0
Rico Owens II	7	6	19	3.2	1	15	2.7
Robbie Evans	7	5	53	10.6	0	30	7.6
Calvin Lockett	5	4	41	10.2	0	23	8.2
Jaylen Green	4	4	7	1.8	0	4	1.8
Jamarcus Ellison	4	2	5	2.5	0	9	1.2
Chancie Tidwell	5	1	25	25.0	0	25	5.0
Kory Gainwell	7	1	7	7.0	0	7	1.0
Total	7	156	1746	11.2	11	65	249.4
Opponents	7	117	1651	14.1	17	91	235.9

Punt Returns	no.	yds	avg	td	lg
Robbie Evans	14	149	10.6	0	24
Dohnte Meyers	4	13	3.2	0	12
John Boyd	1	9	9.0	0	0
Dayreke Snow	1	9	9.0	0	9
Kory Gainwell	1	2	2.0	0	0
Total	21	182	8.7	0	24
Opponents	14	93	6.6	0	55

Interceptions	no.	yds	avg	td	lg
Sherrod Paige	3	0	0.0	0	0
Ty Woods	2	29	14.5	0	25
Junior Faulk	1	0	0.0	0	0
Jaquan Henderson	1	2	2.0	0	2
Emanuel Barber	1	23	23.0	1	23
John Boyd	1	3	3.0	0	3
Lemarques Thoma	1	1	1.0	0	1
Total	10	58	5.8	1	25
Opponents	4	81	20.2	0	27

Kick Returns	no.	yds	avg	td	lg
Kory Gainwell	25	633	25.3	0	48
Robbie Evans	3	68	22.7	0	27
Tyler Kennedy	1	23	23.0	0	23
Total	29	724	25.0	0	48
Opponents	23	495	21.5	1	90

Fumble Returns	no.	yds	avg	td	lg
Ty Woods	1	33	33.0	0	33
Total	1	33	33.0	0	33
Opponents	4	36	9.0	0	49



2021 STATESMEN FOOTBALL  
Delta State Overall Individual Statistics (as of Oct 20, 2021)  
All games



Scoring	td	fg	PAT				dx	saf	pts
			kick	rush	rcv	pass			
Connor Mantelli	-	7-15	22-24	-	-	-	-	-	43
Rico Owens II	6	-	-	-	-	-	-	-	36
Deion Dampier	6	-	-	-	-	-	-	-	36
Kory Gainwell	3	-	-	-	-	-	-	-	18
Dohnte Meyers	3	-	-	-	-	-	-	-	18
Patrick Shegog	2	-	-	-	-	1-2	-	-	12
Emanuel Barber	1	-	-	-	-	-	-	-	6
Todd Lee Battle	1	-	-	-	-	-	-	-	6
Corintheus Edmon	1	-	-	-	-	-	-	-	6
Tyler Kennedy	1	-	-	-	-	-	-	-	6
Tremell Withrow	1	-	-	-	-	-	-	-	6
Adam Duncan	1	-	-	-	-	-	-	-	6
Chancie Tidwell	-	-	-	-	1	-	-	-	2
TEAM	-	-	-	-	-	-	-	1	2
Total	26	7-15	22-24	-	1	1-2	-	1	203
Opponents	27	9-12	25-25	-	2	2-2	-	-	218

Total Offense	g	plays	rush	pass	total	avg/g
Patrick Shegog	6	230	184	1204	1388	231.3
Cole Kirk	7	101	-51	542	491	70.1
Rico Owens II	7	77	387	0	387	55.3
Deion Dampier	7	75	371	0	371	53.0
Kory Gainwell	7	49	186	0	186	26.6
Jamarcus Ellison	4	17	116	0	116	29.0
Jarred Singleton	3	3	12	0	12	4.0
TEAM	6	7	-18	0	-18	-3.0
Total	7	559	1187	1746	2933	419.0
Opponents	7	479	1059	1651	2710	387.1

Field Goals	fg	pct.	01-19	20-29	30-39	40-49	50-99	lg	blk
Connor Mantelli	7-15	46.7	0-0	4-5	1-6	2-4	0-0	42	2

FG Sequence	Delta State	Opponents
BETHEL TN	34,24,43	-
McKendree Univers	(20)	(43)
West Georgia	(32),(25)	(28),47,(29)
Jackson State	39,(41)	(40),49,49
West Florida	(28)	(26)
Valdosta State	33,44,31	(36),(41)
North Greenville	(22),(42),38	(26),(49)

Punting	no.	yds	avg	lg	tb	fc	i20	50+	blk
Parker Burleson	34	134	39.5	59	1	8	14	5	0
Total	34	134	39.5	59	1	8	14	5	0
Opponents	38	142	37.4	70	1	8	5	5	3

Kickoffs	no.	yds	avg	tb	ob	retn	net yd	ln
Parker Burleson	36	213	59.3	11	1			
Connor Mantelli	1	61	61.0	0	0			
Total	37	219	59.4	11	1	21	538.5	26
Opponents	42	259	61.7	11	1	25	038.0	27

Numbers in (parentheses) indicate field goal was made.



2021 STATESMEN FOOTBALL  
Delta State Overall Individual Statistics (as of Oct 20, 2021)  
All games



All Purpose	g	rush	rcv	pr	kr	ir	total	avg/g
Kory Gainwell	7	186	7	2	633	0	828	118.3
Dohnte Meye	7	0	474	13	0	0	487	69.6
Deion Dampi	7	371	87	0	0	0	458	65.4
Rico Owens I	7	387	19	0	0	0	406	58.0
Todd Lee Bat	7	0	303	0	0	0	303	43.3
Corintheus E	7	0	286	0	0	0	286	40.9
Robbie Evan	7	0	53	149	68	0	270	38.6
Patrick Sheg	6	184	0	0	0	0	184	30.7
Tyler Kenned	7	0	158	0	23	0	181	25.9
Jamarcus Elli	4	116	5	0	0	0	121	30.2
Tremell Withr	3	0	104	0	0	0	104	34.7
Adam Dunca	6	0	90	0	0	0	90	15.0
Oakley Cole	7	0	87	0	0	0	87	12.4
Calvin Locket	5	0	41	0	0	0	41	8.2
Ty Woods	7	0	0	0	0	29	29	4.1
Chancie Tidw	5	0	25	0	0	0	25	5.0
Emanuel Bar	7	0	0	0	0	23	23	3.3
John Boyd	6	0	0	9	0	3	12	2.0
Jarred Singlet	3	12	0	0	0	0	12	4.0
Dayreke Sno	7	0	0	9	0	0	9	1.3
Jaylen Green	4	0	7	0	0	0	7	1.8
Jaquan Hend	7	0	0	0	0	2	2	0.3
Lemarques T	6	0	0	0	0	1	1	0.2
TEAM	6	-18	0	0	0	0	-18	-3.0
Cole Kirk	7	-51	0	0	0	0	-51	-7.3
Total	7	1187	1746	182	724	58	3897	556.7
Opponents	7	1059	1651	93	495	81	3379	482.7





2021 STATESMEN FOOTBALL  
Delta State Overall Defensive Statistics (as of Oct 20, 2021)  
All games



##	Defensive Leaders	gp	Tackles				Sacks no-yds	Pass defense			Fumbles		blkd	
			ua	a	tot	tfl/yds		int-yds	brup	qbh	rcv-yds	ff	kick	saf
33	Dante Williams	7	28	21	49	5-11	1.0-5	.	3	.	.	1	.	.
3	Sherrod Paige	7	28	9	37	1-1	.	3-0	4	.	.	.	.	.
0	Marvin Terry	7	27	10	37	12-42	4.0-25	.	2	3	1-0	.	.	.
20	Ty Woods	7	21	8	29	2-2	.	2-29	4	.	1-33	1	.	.
47	Tim Williams Jr	7	15	13	28	7-47	6.5-45	.	1	1	.	.	.	.
6	Junior Faulk	7	18	2	20	3-10	.	1-0	6	.	.	.	.	.
10	Jaquan Henderson	7	17	2	19	1-6	.	1-2	.	.	.	.	.	.
17	John Boyd	6	13	4	17	1-2	0.5-0	1-3	.	.	.	.	1	.
35	Tamos Stevenson	6	12	4	16	1-1	.	.	.	1	.	.	.	.
24	Lemarques Thomas	6	8	7	15	.	.	1-1	1	.	.	.	.	.
8	Dayreke Snow	7	11	4	15	.	.	.	9	.	.	.	.	.
4	Tim Hall	6	13	1	14	.	.	.	1	.	.	.	.	.
37	Zane Samuel	7	11	3	14	6-27	2.5-19	.	.	2	.	.	.	.
56	Stanley Talley	6	10	3	13	3-15	2.0-11	.	.	.	.	.	.	.
34	Emanuel Barber	7	8	5	13	3-11	1.0-7	1-23	1	3	2-0	1	.	.
49	Stanley Harrison	6	9	2	11	4-11	.	.	.	.	.	.	.	.
38	Adrian Hill	6	10	1	11	1-3	1.0-3	.	1	.	.	.	.	.
36	John Valesco	7	7	3	10	2-8	.	.	.	.	3-0	.	.	.
29	Jaylan Wilson	6	8	.	8	1-2	.	.	1	.	.	.	.	.
53	Ervin Mincey	6	7	1	8	4-9	1.0-2	.	.	1	1-0	1	.	.
27	Brandon Williams	7	6	1	7	.	.	.	.	.	.	.	.	.
30	Dominique Killens	5	4	3	7	.	.	.	.	1	.	.	.	.
13	Bernard Thomas	5	7	.	7	1-1	.	.	.	.	.	.	.	.
23	Sirvares Snow	7	7	.	7	.	.	.	2	.	.	.	1	.
21	Patrick Lee, Jr	5	5	1	6	1-1	.	.	1	.	.	.	.	.
26	Ty Goldsmith	3	3	1	4	.	.	.	.	.	.	.	.	.
51	Tahj Perry	4	1	3	4	.	.	.	.	.	.	.	.	.
43	Devontre Henderson	6	4	.	4	.	.	.	.	.	.	.	.	.
21	Patrick Lee Jr	1	3	1	4	.	.	.	.	.	.	.	.	.
25	Joseph Stone III	3	2	1	3	.	.	.	.	.	.	.	.	.
88	Vincent Wilkerson	5	2	.	2	.	.	.	.	.	.	.	1	.
46	Jack Dunphy	5	1	1	2	.	.	.	.	.	.	.	.	.
54	Demetrius Swilley	4	.	2	2	.	.	.	.	.	.	.	.	.
1	Dohnnte Meyers	7	2	.	2	.	.	.	.	.	.	1	.	.
82	Robbie Evans	7	2	.	2	.	.	.	.	.	.	.	.	.
80	Jaylen Green	4	1	.	1	.	.	.	.	.	.	.	.	.
42	Zarrian Billings	4	1	.	1	.	.	.	.	.	.	.	.	.
44	Anthony Echols	2	1	.	1	.	.	.	.	.	.	.	.	.
28	Jamarcus Ellison	4	1	.	1	.	.	.	.	.	.	1	.	.
7	Patrick Shegog	6	1	.	1	.	.	.	.	.	.	.	.	.
5	Deion Dampier	7	1	.	1	.	.	.	.	.	.	.	.	.
TM	TEAM	6	.	.	.	.	.	.	.	.	.	.	.	1
57	Derrick Billings	2	.	.	.	.	.	.	.	1	.	.	.	.
55	Jaylon Guy	4	.	.	.	.	.	.	1	.	.	.	.	.
Total		7	336	117	453	59-210	17-117	10-58	38	13	8-33	6	3	1
Opponents		7	414	183	597	49-166	14-80	4-81	30	16	14-36	11	2	.



2021 STATESMEN FOOTBALL  
Delta State Team Game-by-Game (as of Oct 20, 2021)  
All games



TEAM STATISTICS

		Rushing				Receiving				Passing				Kick Returns				Punt Returns				tot		
Date	Opponent	no.	yds	td	lg	no.	yds	td	lg	cmp	att	int	yds	td	lg	no.	yds	td	lg	no.	yds	td	lg	off
Sep 02	BETHEL TN	33	191	3	41	27	318	4	38	27	34	1	318	4	38	3	113	0	48	4	30	0	12	509
Sep 11	MCKENDREE UNIVER	39	201	3	32	16	272	3	65	16	35	1	272	3	65	3	83	0	37	6	35	0	15	473
9/15/202	at West Georgia	42	150	2	19	19	110	0	18	19	23	0	110	0	18	6	127	0	24	2	24	0	17	260
Sep 25	at Jackson State	30	146	1	64	12	91	1	35	12	33	0	91	1	35	3	71	0	36	3	54	0	24	237
Oct 02	WEST FLORIDA	52	121	2	18	32	459	2	64	32	50	2	459	2	64	6	143	0	40	2	2	0	2	580
Oct 09	at Valdosta State	51	159	0	21	17	202	0	46	17	32	0	202	0	46	5	116	0	30	1	2	0	0	361
Oct 16	NORTH GREENVILLE	51	219	3	30	33	294	1	37	33	54	0	294	1	37	3	71	0	27	3	35	0	15	513
		298	1187	14	64	156	1746	11	65	156	261	4	1746	11	65	29	724	0	48	21	182	0	24	2933
Opponents		254	1059	9	61	117	1651	17	91	117	225	1	1651	17	91	23	495	1	90	14	93	0	55	2710

Games: 7 • Avg/rush: 4.0 • Avg/catch: 11.2 • Pass effic: 126.81 • KR avg: 25.0 • PR avg: 8.7 • All purpose avg/game: 556.7 • Total offense a

Date	Opponent	Tackles				Sacks	Fumble		Pass Defense			blkd kick	PAT Attempts			off		
		ua	a	total	tfl-yds		ff	fr-yds	int-yds	qbh	brup		kick	rush	rcv	saf	t/o	pts
Sep 0	BETHEL TN	53	12	65	11-48	6.0-39	3	3-33	4-25	0	2	1	6-7	0	0	0	28	48
Sep 1	MCKENDREE UNIV	59	20	79	9-27	1.0-5	2	1-0	1-2	6	12	1	6-6	0	0	0	7	45
9/15/202	at West Georgia	62	12	74	9-19	1.0-6	0	1-0	2-27	1	6	0	0-1	0	1	0	17	26
Sep 2	at Jackson State	59	14	73	17-53	5.0-34	1	1-0	0-0	2	8	0	2-2	0	0	0	3	17
Oct 02	WEST FLORIDA	31	13	44	2-11	1.0-7	0	0-0	2-4	1	7	0	4-4	0	0	1	0	33
Oct 09	at Valdosta State	24	22	46	3-11	0.0-0	0	1-0	0-0	2	1	0	0-0	0	0	0	0	0
Oct 16	NORTH GREENVILL	48	24	72	8-41	3.0-26	0	1-0	1-0	1	2	1	4-4	0	0	0	7	34
Opponents		336	117	453	59-210	19.5-117	6	8-33	10-58	13	38	3	22-24	0	1	1	62	203
		414	183	597	49-166	15.5-80	11	14-36	4-81	16	30	2	25-25	0	2	0	48	218

		Punting									Field Goals			Kickoffs				
Date	Opponent	no.	yds	avg	long	blkd	tb	fc	50+	i20	md-att	long	blkd	no.	yds	avg	tb	ob
Sep 0	BETHEL TN	3	154	51.3	59	0	0	0	1	2	0-3	0	1	7	448	64.0	4	0
Sep 1	MCKENDREE UNIV	5	216	43.2	50	0	0	3	1	4	1-1	20	0	8	400	50.0	3	1
9/15/2	at West Georgia	4	166	41.5	48	0	0	1	0	1	2-2	32	0	6	383	63.8	0	0
Sep 2	at Jackson State	9	365	40.6	52	0	0	1	2	2	1-2	41	1	4	248	62.0	0	0
Oct 02	WEST FLORIDA	2	83	41.5	50	0	0	0	1	0	1-1	28	0	6	341	56.8	0	0
Oct 09	at Valdosta State	5	159	31.8	39	0	0	2	0	2	0-3	0	0	1	61	61.0	0	0
Oct 16	NORTH GREENVILL	6	201	33.5	44	0	1	1	0	3	2-3	42	0	5	315	63.0	4	0
		34	1344	39.5	59	0	1	8	5	14	7-15	42	2	37	2196	59.4	11	1
Opponents		38	1423	37.4	70	3	1	8	5	5	9-12	49	0	42	2593	61.7	11	1



2021 STATESMEN FOOTBALL  
Delta State Opponent Game-by-Game (as of Oct 20, 2021)  
All games



OPPONENT STATISTICS

		Rushing				Receiving				Passing				Kick Returns				Punt Returns				tot		
Date	Opponent	no.	yds	td	lg	no.	yds	td	lg	cmp	att	int	yds	td	lg	no.	yds	td	lg	no.	yds	td	lg	off
Sep 02	BETHEL TN	34	65	0	15	18	291	2	38	18	34	4	291	2	38	3	52	0	28	1	18	0	18	356
Sep 11	MCKENDREE UNIVER	41	181	1	61	14	128	1	23	14	37	1	128	1	23	4	67	0	18	1	0	0	0	309
9/15/202	at West Georgia	35	102	1	26	29	292	2	32	29	50	2	292	2	32	6	105	0	26	2	9	0	6	394
Sep 25	at Jackson State	38	65	0	16	25	251	3	31	25	39	0	251	3	31	4	83	0	28	7	61	0	55	316
Oct 02	WEST FLORIDA	25	150	1	36	13	285	4	90	13	31	2	285	4	90	4	79	0	27	1	5	0	5	435
Oct 09	at Valdosta State	39	401	4	40	7	165	2	35	7	14	0	165	2	35	1	96	1	90	0	0	0	0	566
Oct 16	NORTH GREENVILLE	42	95	2	14	11	239	3	91	11	20	1	239	3	91	1	13	0	13	2	0	0	0	334
		254	1059	9	61	117	1651	17	91	117	225	1	1651	17	91	23	495	1	90	14	93	0	55	2710
Delta State		298	1187	14	64	156	1746	11	65	156	261	4	1746	11	65	29	724	0	48	21	182	0	24	2933

Games: 7 • Avg/rush: 4.2 • Avg/catch: 14.1 • Pass effic: 129.68 • KR avg: 21.5 • PR avg: 6.6 • All purpose avg/game: 482.7 • Total offense a

Date	Opponent	Tackles				Sacks no-yds	Fumble		Pass Defense			blkd kick	PAT Attempts			off		
		ua	a	total	tfl-yds		ff	fr-yds	int-yds	qbh	brup		kick	rush	rcv	saf	t/o	pts
Sep 0	BETHEL TN	54	20	74	5-22	0.0-0	2	3--9	1-27	1	2	1	2-2	0	0	0	14	14
Sep 1	MCKENDREE UNIV	51	19	70	5-8	0.0-0	0	3--4	1-30	2	7	0	2-2	0	0	0	7	17
9/15/2	at West Georgia	59	14	73	2-2	0.0-0	1	1-0	0-0	0	1	0	3-3	0	0	0	3	27
Sep 2	at Jackson State	38	12	50	7-20	2.0-8	3	1-0	0-0	4	6	1	3-3	0	0	0	7	24
Oct 02	WEST FLORIDA	85	31	116	12-54	7.0-47	2	2-0	2-24	2	2	0	4-4	0	1	0	11	39
Oct 09	at Valdosta State	45	50	95	11-35	3.0-20	0	1-0	0-0	7	5	0	7-7	0	0	0	3	55
Oct 16	NORTH GREENVILL	82	37	119	7-25	2.0-5	3	3-49	0-0	0	7	0	4-4	0	1	0	3	42
Delta State		414	183	597	49-166	15.5-80	11	14-36	4-81	16	30	2	25-25	0	2	0	48	218
		336	117	453	59-210	19.5-117	6	8-33	10-58	13	38	3	22-24	0	1	1	62	203

		Punting									Field Goals			Kickoffs				
Date	Opponent	no.	yds	avg	long	blkd	tb	fc	50+	i20	md-att	long	blkd	no.	yds	avg	tb	ob
Sep 0	BETHEL TN	6	188	31.3	51	1	0	1	1	1	0-0	0	0	3	161	53.7	0	0
Sep 1	MCKENDREE UNIV	11	394	35.8	46	1	1	4	0	1	1-1	43	0	4	233	58.2	0	1
9/15/2	at West Georgia	2	85	42.5	49	0	0	0	0	0	2-3	29	0	6	378	63.0	0	0
Sep 2	at Jackson State	8	282	35.2	43	0	0	2	0	2	1-3	40	0	5	305	61.0	2	0
Oct 02	WEST FLORIDA	3	129	43.0	50	0	0	1	1	1	1-1	26	0	8	493	61.6	2	0
Oct 09	at Valdosta State	1	37	37.0	37	0	0	0	0	0	2-2	41	0	10	641	64.1	4	0
Oct 16	NORTH GREENVILL	7	308	44.0	70	1	0	0	3	0	2-2	49	0	6	382	63.7	3	0
		38	1423	37.4	70	3	1	8	5	5	9-12	49	0	42	2593	61.7	11	1
Delta State		34	1344	39.5	59	0	1	8	5	14	7-15	42	2	37	2196	59.4	11	1