

DELTA STATE

STATESMEN FOOTBALL | 2018 OFFICIAL GAME NOTES

2000 NCAA NATIONAL CHAMPIONS | SEVEN GULF SOUTH CONFERENCE CHAMPIONS | FOUR NCAA REGIONAL TITLES | NINE NCAA PLAYOFF APPEARANCES

GAME 1 **TARLETON STATE UNIVERSITY**
August 30, 2018 • 7 p.m.
Memorial Stadium • Stephenville, Texas

» GAME DAY INFORMATION

Location	Stephenville, Texas
Kickoff	7 p.m.
Site	Memorial Stadium
Capacity	10,500
Surface	Artificial Turf

» INSIDE THE SERIES

Meeting	Fourth
Series Record:	Delta State leads 3-0
In Cleveland, Miss.	2-0
In Stephenville, Texas	1-0
Last Meeting	Sept. 2, 2017 Cleveland, Miss.
Result	W, 34-16

» GET SOCIAL!

Official Twitter Account	@DSUStatesmen
Football Twitter Account	@DeltaStateFB
Instagram Account	@DSUAthletics
Facebook Account	Facebook.com/DSUStatesmen
Hashtags	#DSUFamily #UnitedinGreen #DSUvsTSU

» ON THE AIR

Radio	Statesmen Sports Network
Online (iOS Android)	GoStatesmen.com
Flagship Station	WMJW 107.5 FM
Play-by-Play	Matt Jones
Analyst	Philip Tang
Sideline Reporter	Lane Quinton

» WHO'S NEXT?

Opponent	Grand Valley State
Location	Parker Field-McCool Stadium Cleveland, Miss.
Date Time	Sept. 8, 2018 6 p.m.

SCHEDULE & RESULTS

 @ TARLETON STATE AUG. 30 7 PM	 GRAND VALLEY STATE SEPT. 8 6 PM	 @ FLORIDA TECH SEPT. 15 6 PM GSC-TV	 NORTH GREENVILLE SEPT. 22 6 PM PIG PICKIN'	 WEST FLORIDA SEPT. 29 6 PM	 @ VALDOSTA STATE OCT. 6 2 PM	 @ WEST ALABAMA OCT. 13 2 PM GSC-TV	 SHORTER OCT. 25 6 PM GSC-TV	 @ WEST GEORGIA NOV. 3 2 PM	 MISSISSIPPI COLLEGE NOV. 10 2 PM HOMECOMING
--	---	--	---	--	--	--	--	--	--


STATESMEN

0-0 OVERALL 0-0 GSC

RV
AFCA TOP 25

TODD COOLEY
HEAD COACH

35-20 OVERALL 18-18 GSC



GAME ONE

DELTA STATE
AT
TARLETON STATE

AUGUST 30, 2018 | 7 PM

MEMORIAL STADIUM
STEPHENVILLE, TEXAS


TEXANS

0-0 OVERALL 0-0 GSC

NR
AFCA TOP 25

TODD WHITTEN
HEAD COACH

56-35 @ TSU 81-63 OVERALL



FOUR DOWNS: STATESMEN TRAVEL TO TARLETON STATE TO BEGIN 2018 CAMPAIGN

- » **STATESMEN-TEXANS TO OPEN 2018:** The Statesmen (0-0, 0-0 GSC) of Delta State University travel to Stephenville, Texas, on Thursday, Aug. 30 to face the Texans (0-0, 0-0 LSC) of Tarleton State University in the season-opener for both schools. Kickoff is set for 7 p.m. at Memorial Stadium. Thursday's meeting marks the fourth time the two schools have met on the gridiron, with the Statesmen owning a 3-0 record versus TSU. In last year's matchup with the Texans, Delta State built a 20-3 first half lead and cruised to a 34-16 victory. Back in 2013 in just his second home game as head coach, Todd Cooley directed the Statesmen to a thrilling 38-36 come-from-behind win over TSU.
- » **GREEN & WHITE PICKED FOURTH IN GSC:** Delta State is picked to finish fourth in the 2018 Preseason All-Gulf South Conference Poll, as voted on by the league's head coaches. The Statesmen received 41 poll points, while West Alabama (62) is picked to repeat as league champions. West Florida, coming off an NCAA national runner-up finish in 2017, is picked second followed by West Georgia (44), DSU, Valdosta State (38), Florida Tech (32), North Greenville (24), Mississippi College (16) and Shorter (8).
- » **DELTA STATE PLACES THREE ON ALL-GSC PRESEASON TEAM:** Junior offensive lineman **Innis Claud**, senior defensive end **Tramond Lofton** and senior linebacker **Ovenson Cledanord** were named to the Preseason All-GSC team by a vote of the league's head coaches. Claud played in nine games, all starts on the offensive line at guard in 2017, garnering First-Team All-GSC honors. Cledanord was a First-Team All-GSC selection at linebacker, finishing second on the team with 85 tackles and 14 tackles for loss. The Greenacres, Fla., native led the Statesmen with 7.5 sacks and four fumbles forced with one interception. Lofton missed the first three games of the season before playing the final nine games in 2017. The Waynesboro, Miss., native had 38 tackles, including four sacks and nine stops behind the line.
- » **COOLEY ENTERS SIXTH SEASON WITH THE #DSUFAMILY:** As the 2018 campaign gets underway this week at Tarleton State, **Todd Cooley** enters his sixth year as head coach at Delta State. The Nashville, Ark., native has guided the Statesmen to a 35-20 record during his tenure, including a share of the 2014 Gulf South Conference championship and two appearances in the NCAA Division II Football Championship Playoff. In 2017, Cooley led the Statesmen to a 9-4 overall record and a second round appearance in the NCAA DII playoffs. Off the field, Delta State has produced record numbers of academic honorees during Cooley's time at DSU, including 52 graduates.

DELTA STATE FAST FACTS

Name of School	Delta State University
City/Zip	Cleveland, MS 38733
Founded	1924
Enrollment	3,832
Nickname	Statesmen
School Colors	Forest Green & White
Affiliation	NCAA Division II
Conference	Gulf South
President	William N. LaForge (Delta State, 1970)
Athletic Director	Ronnie Mayers (Delta State, 1972)

STADIUM INFORMATION

Home Field	Parker Field at McCool Stadium
Capacity	8,000
Surface	Hellas Artificial Turf
Record at Parker Field-McCool Stadium	152-86-8
NCAA Playoff Record at Parker-McCool	8-3

HISTORY

First Year of Football	1926
All-Time Record	468-389-23
GSC Championships	Seven/1998, 2000, 2007, 2008, 2010, 2011, 2014
NCAA National Championships	One/2000
No. of Years in NCAA Tournament	Ninth
NCAA Postseason Record	15-8
All-Time Bowl/Post-Season Record	17-8
Last Post-Season Appearance	2017
Finish	1-1/L, 27-20 vs. West Alabama NCAA 2nd Round

TEAM INFORMATION

2017 Final Record	9-4
Gulf South Conference	5-3 Tied for 2nd
Final National Ranking	Not Ranked
Basic Offense	Spread Multiple
Basic Defense	3-4
Starters Returning/Lost	9/16
Offense	6/5
Defense	7/4
Specialty	3/0
Lettermen Returning/Lost	47/49
Offense	19/16
Defense	27/11
Specialty	3/2

WEEKLY SCHEDULE

MONDAY 27 • Practice @ 3:15 p.m.	TUESDAY 28 • Press Conference @ Noon - CCC • Practice @ 3:15 p.m.	WEDNESDAY 29 • Depart for Dallas, TX @ 9 a.m.	THURSDAY 30 Delta St. @ Tarleton St. 7 p.m. - Kickoff	FRIDAY 31 • No media scheduled	SATURDAY 1 • No media scheduled	SUNDAY 2 • Practice @ 5:15 p.m.
--	--	---	--	--	---	---

COACHING STAFF

Head Coach	Todd Cooley
Alma Mater/Year	Arkansas Tech/1999
Record at DSU/Years	35-20/6th
Career Collegiate Record	35-20/6th
NCAA Playoff Record	1-2
NCAA Playoff Appearances	2/2014, 2017
Football Office Phone	(662) 846-4300
Best Time To Reach	Mornings (9-11 a.m.)

ASSISTANT COACHES

Joel Williams (Mississippi College, 1981)	Offensive Coordinator
Jerry Partridge (Missouri Western State, 1985)	Defensive Coordinator
Kelvin Green (Clemson, 2009)	Defensive Line
Jonathan Fletcher (Knox, 2011)	Running Backs/STC
Tyler Hasty (Guilford, 2011)	Wide Receivers
Jesse Thompson (Oklahoma Panhandle State, 2014)	Secondary
Sterling Griffin (Louisiana Tech, 2018)	Receivers GA
Nick Franey (Central Methodist, 2017)	Offensive Line GA
Marc Harrison (Missouri Western State, 2015)	Linebackers GA
Cason Bicknell (Southern Miss., 2013)	DFD/Safeties GA
Karl Balls (Delta State, 1987)	Defensive Line Volunteer

ATHLETIC TRAINING

Abby Havard, ATC/LAT	Interim Assistant AD for Sports Medicine
Roger Tollison, ATC	Assistant

EXTERNAL RELATIONS | ATHLETIC COMMUNICATIONS

Delta State University's **Office of External Relations** provides a full service public relations shop to members of the media. Game day services include credentials, statistics, photography, video clips (where available), and post-game access to coaches and student-athletes. The Office of Athletic Communications is located on the second floor of Chadwick-Dickson Fieldhouse adjacent to Parker Field-McCool Stadium.



MATT JONES



FRED SINGTON



J.T. WEBB

Football Contact **Matt Jones**

E-Mail: matt@deltastate.edu | Cell: (662) 719-9160

Secondary Contact **J.T. Webb**

E-Mail: jwebb@deltastate.edu | Cell: (662) 719-9167

Statistics/Credentials **Fred Sington**

E-Mail: fsington@deltastate.edu | Cell: (662) 588-6232

ONLINE: GOSTATESMEN.COM

GoStatesmen.com offers complete coverage of Delta State football each week online with a live in-game blog and live stats provided through SideArm Sports. GoStatesmen.com is also optimized for all devices.



GULF SOUTH CONFERENCE FINAL 2017 STANDINGS

SCHOOL	CONF	CPCT.	OVERALL	PCT.	HOME	AWAY	NEUTRAL	STREAK
West Alabama	7-1	0.875	10-3	0.769	6-1	4-2	0-0	L1
West Florida	5-3	0.625	11-4	0.733	3-2	8-1	0-1	L1
Delta State	5-3	0.625	9-4	0.692	4-2	5-2	0-0	L1
West Georgia	5-3	0.625	9-4	0.692	6-2	3-2	0-0	L1
Valdosta State	5-3	0.625	5-4	0.556	2-2	3-2	0-0	W1
North Alabama	5-3	0.625	5-5	0.500	3-2	2-3	0-0	W1
Florida Tech	3-5	0.375	5-6	0.455	3-2	2-4	0-0	L3
Mississippi College	1-7	0.125	1-9	0.100	1-3	0-6	0-0	L1
Shorter	0-8	0.000	0-11	0.000	0-5	0-6	0-0	L11

UPCOMING GSC SCHEDULE & WEEKLY AWARDS

THURSDAY, AUG. 30

Lenoir-Rhyne @ West Alabama	6 p.m.
Clark Atlanta @ Mississippi College	7 p.m.
North Greenville @ Tusculum	7 p.m.
Shorter @ Samford	7 p.m.
Carson Newman @ West Florida	7 p.m.
Delta State @ Tarleton State	7 p.m.

SATURDAY, SEPT. 1

Catawba @ West Georgia	2 p.m.
Florida Tech @ Benedict	6 p.m.
Albany State @ Valdosta State	7 p.m.

THURSDAY, SEPT. 6

Miles @ West Alabama	6 p.m.
----------------------	--------

SATURDAY, SEPT. 8

Newberry @ Florida Tech	1 p.m.
Tusculum @ Shorter	1 p.m.
Limestone @ West Georgia	2 p.m.
Southwest Baptist @ Mississippi College	6 p.m.
Grand Valley State @ Delta State	6 p.m.
West Florida @ Midwestern State	7 p.m.
Fort Valley State @ Valdosta State	7 p.m.
Lenoir-Rhyne @ North Greenville	7 p.m.

SATURDAY, SEPT. 15

Mississippi College @ North Greenville	6 p.m.
Valdosta State @ West Alabama	6 p.m.
Delta State @ Florida Tech	6 p.m.
Shorter @ West Florida	7 p.m.
West Georgia @ Albany State	7 p.m.



GSC OFFENSIVE PLAYER OF THE WEEK

Sept. 1
Sept. 8
Sept. 15
Sept. 22
Sept. 29
Oct. 6
Oct. 13
Oct. 20
Oct. 27
Nov. 3
Nov. 17

GSC DEFENSIVE PLAYER OF THE WEEK

Sept. 1
Sept. 8
Sept. 15
Sept. 22
Sept. 29
Oct. 6
Oct. 13
Oct. 20
Oct. 27
Nov. 3
Nov. 17

GSC SPECIAL TEAMS PLAYER OF THE WEEK

Sept. 1
Sept. 8
Sept. 15
Sept. 22
Sept. 29
Oct. 6
Oct. 13
Oct. 20
Oct. 27
Nov. 3
Nov. 17

GSC FRESHMAN OF THE WEEK

Sept. 1
Sept. 8
Sept. 15
Sept. 22
Sept. 29
Oct. 6
Oct. 13
Oct. 20
Oct. 27
Nov. 3
Nov. 17

AMERICAN FOOTBALL COACHES ASSOCIATION PRESEASON POLL

#	SCHOOL (1ST VOTES)	W-L	PTS.	PREV.
1.	Texas A&M-Commerce (13)	14-1	748	1
2.	West Florida (14)	11-4	721	2
3.	Minnesota St. (2)	13-1	691	4
4.	Indiana (Pa.) (2)	13-1	666	3
5t.	Fort Hays St. (Kan.)	11-1	591	8
5t.	Northwest Missouri St. (2)	9-3	591	16
7.	Harding (Ark.)	11-4	550	6
8.	Ferris St. (Mich.)	11-2	503	5
9.	Central Washington	11-1	494	7
10.	Grand Valley St. (Mich.)	8-3	478	NR
11.	Midwestern St. (Texas)	10-1	473	11
12.	West Alabama	10-3	470	12
13.	Indianapolis (Ind.)	11-1	402	13
14.	Colorado St.-Pueblo	9-3	401	17
15.	Ashland (Ohio)	11-2	350	10
16.	Shepherd (W.Va.)	10-1	332	14
17.	Assumption (Mass.)	11-2	292	9
18.	Central Missouri	9-3	209	NR
19.	West Georgia	9-4	196	19
20.	Sioux Falls (S.D.)	9-3	158	20
21.	Winona St. (Minn.)	10-2	134	15
22.	Carson-Newman (Tenn.)	8-3	118	NR
23.	Ohio Dominican	7-3	105	NR
24.	Ouachita Baptist (Ark.)	9-3	102	NR
25.	Findlay (Ohio)	10-3	101	22

Others Receiving Votes: California (Pa.), 89; **Delta St. (Miss.), 74**; West Chester (Pa.), 74; Colorado Mesa, 66; Bowie St. (Md.), 60; Virginia St., 51; Minnesota-Duluth, 41; Albany St. (Ga.), 39; Florida Tech, 36; Colorado Mines, 34; Shippensburg (Pa.), 31; Tuskegee (Ala.), 26; Wingate (N.C.), 25; Azusa Pacific (Calif.), 22; Valdosta St. (Ga.), 22; Pittsburg St. (Kan.), 21; Notre Dame (Ohio), 18; Eastern New Mexico, 17; Edinboro (Pa.), 15; Missouri Western St., 14; Bloomsburg (Pa.), 13; Emporia St. (Kan.), 11; Central Oklahoma, 9; LIU Post (N.Y.), 8; Slippery Rock (Pa.), 8; Augustana (S.D.), 5; Fairmont St. (W.Va.), 5; Humboldt St. (Calif.), 4; Catawba (N.C.), 3; Fayetteville St. (N.C.), 3; Hillsdale (Mich.), 3; Southern Arkansas, 1; Washburn (Kan.), 1.

DID YOU KNOW?



Delta State University has more than **300 alumni** coaching football at every level of the game? In fact, Cleveland has become a **"Cradle of Coaches"** as several high-profile jobs have been filled recently by Statesman alums or former assistants. This summer former Delta State standout **Pete Golding** was hired by **Nick Saban** as his co-defensive coordinator at the **University of Alabama**. From 2002-2005, Golding anchored the Statesman secondary, racking-up 285 tackles with five career interceptions. The two-time All-Gulf South Conference selection ranks fourth in school history in career tackles. He began his career as a graduate assistant under former head coach **Rick Rhoades** and thrived as defensive coordinator for four-time GSC champion head coach **Ron Roberts** at DSU and SE Louisiana before heading to Texas-San Antonio.



SERIES NOTEBOOK: TARLETON STATE

- ▶ **Delta State** and **Tarleton State** are meeting for the fourth time in the history of the series and the second at Memorial Stadium in Stephenville, with DSU leading the series 3-0. In DSU's last visit to TSU, the Statesmen claimed a 38-35 come-from-behind victory on Matt Dean's game-winning field goal.
- ▶ **Tarleton State** is picked to finish **fifth** in the **Lone Star Conference Preseason Poll** at the LSC Football Media Day at the Marriott Riverwalk in San Antonio. The Texans received 130 votes from the media, head coaches, and sports information directors in the conference. The Texans are coming off a 6-6 season in 2017 where they went 4-4 in the LSC and were selected to play in the Corsicana Bowl, the fifth bowl game in school history. Head coach Todd Whitten is returning 40 lettermen from last year's roster, including seven offensive starters and six defensive starters.
- ▶ **Tyrell Thompason**, a 6-foot-4 senior defensive lineman, returns to Tarleton State after leading the Texans with 4.5 sacks in 2017.
- ▶ **Xavier Turner**, a 5-foot-10 senior running back, accounted for 942 yards and 13 touchdowns, including 11 rushing scores.
- ▶ **Todd Whitten** is 81-63 all-time in his collegiate coaching career, including a 56-35 record at Tarleton State.

TEXANS

0-0
OVERALL

0-0
LSC

NR
AFCA TOP 25

TODD WHITTEN
HEAD COACH

56-35
@ TSU

81-63
OVERALL

SERIES HISTORY

- ▶ Fourth meeting in series history
- ▶ Overall: Statesmen lead 3-0
- ▶ In Cleveland: DSU leads 2-0
- ▶ In Stephenville, Texas: DSU leads 1-0
- ▶ Last Five Meetings: N/A
- ▶ Last 10 Meetings: N/A



GM	W/L	DATE	DSU	LOCATION	TSU
1	W	10-06-2012	38	Stephenville, TX	35
2	W	10-19-2013	38	Cleveland, MS	36
3	W	9-02-2017	34	Cleveland, MS	16

HOW THEY COMPARE | 2017 NUMBERS

STATESMEN (0-0, 0-0 GSC)		TEXANS (0-0, 0-0 LSC)
30.1	PPG	29.9
20.8	1ST DOWNS	19.0
228.7	RUSH YPG	131.8
156.2	PASS YPG	239.0
384.9	TOTAL OFFENSE	370.8
13	PASS TD	23
13	PASS INT	15
35	RUSH TD	19
13-20	FG	11-15
27:02	T.O.P.	29:17
23-139	SACKS ALLOWED	35-194
22.5	SCORING DEFENSE	27.8
100.5	RUSH YPG/ALLOWED	186.4
257.7	PASS YPG/ALLOWED	263.4
358.2	TOTAL OFFENSE/ALLOWED	449.8
45-296	SACKS BY	22-124
16	INTERCEPTIONS BY	12

NUMBERS TO KNOW

449.8 Tarleton State allowed 449.8 yards of total offense per game in 2017. The Texans gave up 186.4 rushing and 263.4 passing per contest. Delta State amassed 378 yards in last year's 34-16 victory, including 208 yards on the ground.

29.9 The Texans' offense in 2017 averaged 29.9 points per game, including 48 in a decisive 48-20 victory over Oklahoma Panhandle State.

22 Tarleton State's defense totaled 22 sacks for 124 yards in last year's 6-6 campaign, while Delta State ranked among NCAA Division II's leaders with 45 sacks for 296 yards.

11 Xavier Turner, a 5-foot-10, 225 pound running back, led Tarleton State with 11 rushing touchdowns in 2017. He also averaged 63.8 yards per game.

BY THE NUMBERS: DELTA STATE vs. TARLETON STATE



3-0
SERIES RECORD

1-0
RECORD @ STEPHENVILLE

36.0
PPG VS. TSU*

433.5
TOTAL OFFENSE VS TSU*
*UNDER TODD COOLEY





NEWS, NOTES, & SIDEBAR STATS

SEASON-OPENERS UNDER COOLEY: Delta State University opens the 2018 campaign on Thursday, Aug. 30 in Stephenville, Texas at Tarleton State University. Kickoff is slated for 7 p.m. at Memorial Stadium. The Statesmen are 5-0 under head coach Todd Cooley in season-openers, including a 34-16 victory over Tarleton State last year.

STATESMEN PICKED FOURTH IN GULF SOUTH PRESEASON COACHES POLL: Delta State University is picked to finish fourth in the 2018 Preseason All-Gulf South Conference Poll, as voted on by the league's head coaches. The Statesmen received 41 poll points, while West Alabama (62) is picked to repeat as league champions. West Florida, coming off an NCAA national runner-up finish in 2017, is picked second followed by West Georgia (44), DSU, Valdosta State (38), Florida Tech (32), North Greenville (24), Mississippi College (16) and Shorter (8).

DELTA STATE PLACES THREE ON ALL-GSC PRESEASON TEAM: Junior offensive lineman Innis Claud, senior defensive end Tramond Lofton and senior linebacker Ovenson Cledanord were all named to the Preseason All-GSC team by a vote of the league's head coaches. Claud played in all 13 games with 11 starts on the offensive line at guard in 2017, garnering First-Team All-GSC honors. Cledanord was a First-Team All-GSC selection at linebacker, finishing second on the team with 85 tackles and 14 tackles for loss. The Decatur, Ga., native led the Statesmen with 7.5 sacks and four fumbles forced with one interception. Lofton missed the first three games of the season before playing the final nine games in 2017. The Waynesboro, Miss., native had 38 tackles, including four sacks and nine stops behind the line.

FOUR SELECTED TO GSC TOP NEWCOMERS LIST: Newcomers Donovan Carter (Sr., OL, McNeese State), Vada King (Jr., LB, Holmes Community College), Brandon Rodgers (Jr., WR, East Mississippi Community College), and Isaac Warren (Jr., DB, Northwestern State University) were named to the GSC's Top Newcomers' List. All four are expected to be major contributors in 2018 for the Statesmen.

STATESMEN LOOKING TO BUILD ON 2017 RUSHING NUMBERS: Led by two-time All-American running back Chris Robinson, Delta State finished last season as the GSC's top rushing offense at 228.7 yards per game. As the 2018 campaign begins, offensive coordinator Joel Williams is looking to build upon last season's successes. Senior quarterback Breck Ruddick, who ranked fourth in the GSC in rushing yards per game in 2017, returns to anchor the offensive attack. A trio of new running backs will be competing to replace Robinson's production as well.

RUDDICK READY TO LEAD STATESMEN OFFENSE: A year removed from starting 11 games for the Statesmen, senior Breck Ruddick seems poised to have a breakout campaign for Delta State as one of the nation's top dual-threat quarterbacks. The Marion, Ark., native had a solid year in 2017, leading DSU to a 9-4 record and a second round appearance in the NCAA Division II playoffs. The speedy quarterback rushed for 778 yards and seven touchdowns, while passing for 1,422 yards and 10 touchdowns.

THREE-HEADED MONSTER AT LINEBACKER: One of the most solidified positions on defensive coordinator Jerry Partridge's depth chart this fall is at linebacker, where DSU returns three starters. Ovenson Cledanord, who was named to the All-GSC and All-Super Region II teams in 2017 at outside linebacker, closed last year with 85 tackles, 13.0 tackles-for-loss and 7.5 sacks. David Herrington anchored the outside linebacker spot, where he totaled 42 stops with 6.5 tackles-for-loss and 2.5 sacks. Chandler Ector, a three-year starter at middle linebacker, had another banner year with 84 tackles, 9.5 tackles-for-loss and 3.0 sacks.

GROUND & POUND: The Statesmen have been nearly unbeatable when out-rushing the opposition, posting a 26-2 record under head coach Todd Cooley. Delta State went 9-1 in 2017 when out-rushing its opponents.

LEADING AT THE HALF: Delta State is 28-0 under head coach Todd Cooley when leading at half-time. The Statesmen are 4-16 when trailing and 0-2 when tied at the half.

WINNING THE TURNOVER BATTLE: Delta State is 25-2 under head coach Todd Cooley when winning the turnover battle, including a 7-0 mark during the 2017 season.

RACE TO 30: The Statesmen are 31-5 all-time when scoring 30 or more points against an opponent under head coach Todd Cooley.

EYSTER, BANKSTON TO BE INDUCTED INTO DELTA STATE HALL OF FAME: Record-setting quarterback Scott Eyster (2003-2006) and former standout running back Londale Bankston (1986-1988) are among the 11 inductees to the 2018 class of the Delta State Athletics Hall of Fame. Eyster, a three-time All-American and Harlon Hill Trophy finalist, finished his career at Delta State as the GSC's all-time leader in passing yards (13,889), passing touchdowns (116) and total offense (14,342). Bankston ranks third on the career rushing yards list with 3,180, including a personal best 1,120 as a junior in 1987.

DELTA STATE RECORD WHEN

CATEGORY	2017	UNDER COOLEY
At Home	4-2	20-9
On The Road	5-2	15-9
Neutral Site Game	-	0-1
vs. GSC	5-3	18-18
vs. Non Conference	4-0	15-2
NCAA Postseason	1-1	1-2
vs. In State Opponents	1-0	3-0
In August	-	0-0
In September	5-0	16-5
In October	1-3	8-12
In November	3-1	9-5
In December	-	0-0
On Television	3-0	11-4
Afternoon Games	7-2	16-11
Night Games	1-2	17-8
Decided by 7 pts or less	1-2	7-5
Scoring First	7-2	25-9
Opponent Scores First	2-2	10-11
Leading at Half	7-0	28-0
Trailing at Half	2-4	5-17
Tied at Half	-	0-2
Leading after 3 quarters	6-0	29-3
Trailing after 3 quarters	3-4	5-16
Tied After 3 quarters	-	1-0
In overtime	1-0	1-1
Scoring 30+ points	7-0	31-5
Scoring 20-29 points	1-2	3-7
Scoring 0-19 points	1-2	1-7
Allowing 30+ points	3-0	10-4
Allowing 20-29 points	3-3	9-5
Allowing 0-19 points	4-0	16-0
Outrushing Opponents	9-1	26-2
Getting Outrushed	0-3	9-17
Passing for more yards	1-1	25-12
Passing for fewer yards	8-3	11-6
Outgaining Opponent	7-1	30-7
Getting Outgained	2-3	5-12
Winning TOP	2-1	12-6
Losing TOP	7-3	23-13
Scoring a Def./ST TD	2-0	14-5
Allowing a Def./ST TD	0-1	9-10
Fewer Penalty Yards	2-3	13-14
More Penalty Yards	7-1	22-4
Winning Turnover Battle	7-0	25-2
Losing Turnover Battle	1-4	7-14
Equal In Turnovers	1-0	3-3



MAKE STATE YOURS™

BRECK RUDDICK



► **9 | QB | 6-4 | 205 | SR.-1L | MARION, ARK. | MISSOURI STATE**

THE RUDDICK FILE >>

AS A JUNIOR IN 2017:

- > Played in 13 games for the Statesmen, making 12 starts at quarterback
- > Helped the Statesmen to a 9-4 overall record and a second round appearance in the NCAA Division II Football Championship Playoff
- > Completed 156-of-278 passes for 1,422 yards with 10 touchdowns and 10 interceptions
- > Rushed 167 times for 778 yards and seven touchdowns
- > Averaged 4.7 yards per rush
- > Led all GSC quarterbacks in rush yardage
- > Career-high 164 yards rushing with two touchdowns in DSU's 45-35 victory at Bowie State in the First Round of the NCAA Division II playoffs
- > Career-best 272 yards passing with three touchdowns at Shorter

2017 GAME-BY-GAME

DATE	OPPONENT	PASSING							RUSHING			
		COMP	ATT	INT	PCT	YDS	TDS	LG	NO.	YDS	TDS	LG
9/2/2017	Tarleton State	11	16	0	68.8%	151	2	44	10	69	0	16
9/9/2017	Chowan University	6	19	2	31.6%	72	1	28	7	19	0	14
9/16/2017	West Georgia	27	41	0	65.9%	195	1	24	14	64	0	19
9/22/2017	@ Shorter	19	27	0	70.4%	272	3	65	8	46	0	27
9/30/2017	@ Mississippi College	17	30	1	56.7%	148	1	52	20	124	1	39
10/7/2017	West Alabama	16	27	1	59.3%	74	0	9	7	47	0	47
10/14/2017	@ West Florida	7	14	0	50.0%	27	0	11	17	70	0	13
10/21/2017	Valdosta State	9	25	2	36.0%	84	0	30	15	30	0	8
10/28/2017	@ North Alabama	9	23	3	39.1%	78	0	24	24	28	1	25
11/4/2017	@ North Greenville	5	5	0	100.0%	49	0	25	5	4	1	6
11/11/2017	Florida Tech	9	14	1	64.3%	116	1	77	13	42	1	15
11/18/2017	@ Bowie State	4	10	0	40.0%	61	1	45	11	164	2	65
11/25/2017	@ West Alabama	17	27	0	63.0%	95	0	19	16	71	1	22
Totals		156	278	10		1422	10	77	167	778	7	65

NUMBERS TO KNOW

778

Led all Gulf South Conference quarterbacks in rushing yardage with 778 last season.

272

Threw for a career-high 272 yards and three touchdowns on the road at Shorter on Sept. 22, 2017.

169.2

Averaged 169.2 yards of total offense per game in 2017 for the Statesmen.

164

Rushed for a career-high 164 yards and a pair of touchdowns in 45-35 victory at Bowie State in the NCAA DII Football Playoffs.

4

Tossed four complete games in 2017, including a 6-0 shutout at West Florida (9.0 IP/5 H/3 K).

COOLEY ON RUDDICK

"Breck has a tremendous athletic ability that few have at our level. His speed and arm strength are second to none in our league, and his ability to run the ball makes him one of the most dangerous players in the Gulf South Conference."

2018 HIGHLIGHTS

> Opens the 2018 campaign as the top dual-threat quarterback in the Gulf South Conference



OVENSON CLEDANORD



► 15 | OLB | 6-2 | 205 | SR-1L | GREENACRES, FLA. | DODGE CITY CC

THE CLEDANORD FILE >>

AS A JUNIOR IN 2017:

- Named All-Gulf South Conference (First Team)
- Played in 12 games for the Statesmen, making 12 starts at outside linebacker
- Helped the Statesmen to a 9-4 overall record and a second round appearance in the NCAA Division II Football Championship Playoff
- Recorded 85 tackles with 13.0 tackles-for-loss (71 yards) and 7.5 sacks (50 yards)
- Forced a GSC-best four fumbles...Intercepted one pass versus West Georgia
- Career-high 16 tackles with 1.0 tackle-for-loss versus West Alabama (10.7)
- Tallied 12 tackles at Mississippi College in the Heritage Bell Classic
- Tied the DSU record for sacks in a game with 5.0 versus Chowan
- His 85 tackles ranked sixth in the GSC while his 7.5 sacks were second and 13.0 tackles-for-loss stood third.

2017 GAME-BY-GAME

DATE	OPPONENT	TACKLES					SACKS				
		SOLO	AST	TOTAL	TFL	YDS	NO.	YDS	FF	FR	
9/2/2017	Tarleton State	3	3	6	1.0	7	1.0	7	0	0	
9/9/2017	Chowan University	5	2	7	4.0	27	4.0	27	2	0	
9/16/2017	West Georgia	4	2	6	2.0	4	0	0	0	0	
9/22/2017	atShorter	3	1	4	1.0	6	0	0	0	0	
9/30/2017	atMississippi College	8	4	12	1.0	5	0	0	1	0	
10/7/2017	West Alabama	10	6	16	1.0	3	0	0	0	0	
10/14/2017	atWest Florida	3	1	4	0	0	0	0	0	0	
10/21/2017	Valdosta State	6	5	11	1.0	14	1.0	14	1	0	
10/28/2017	atNorth Alabama	4	3	7	2.0	5	1.5	2	0	0	
11/4/2017	atNorth Greenville	3	0	3	0	0	0	0	0	0	
11/18/2017	atBowie State	3	0	3	0	0	0	0	0	0	
11/25/2017	atWest Alabama	3	3	6	0	0	0	0	0	0	
Totals		55	30	85	13.0	71	7.5	50	4	0	

NUMBERS TO KNOW

85

Returns as Delta State's leading defender after recording 85 tackles in 2017.

16.0

Set a career-high with 16 tackles, including 10 solo stops and one TFL, at West Alabama on Oct. 7, 2017.

13.0

Finished last season ranked third in the Gulf South Conference with 13.0 tackles-for-loss.

7.5

Tremendous pass rusher, as he closed 2017 ranked second in the GSC with 7.5 sacks.

4

Led the Gulf South Conference with four forced fumbles last season.

HONORS & ACCOLADES

- 2017 All-Gulf South Conference (First Team)
- 2017 D2CCA All-Super Region II (First Team)

2018 HIGHLIGHTS

- Opens the 2018 campaign as one of the top pass rushers in the Gulf South Conference.



TODD COOLEY | HEAD COACH

[@COACHTODDCOOLEY](#)

» Birthdate:	September 7, 1975
» Years Coached:	Sixth
» Alma Mater:	Arkansas Tech, 1997 (English)
» Record at Delta State:	35-20 (5th season)
» Gulf South Conference Record:	18-18 (4th season)
» NCAA Postseason Record:	1-1 (.500)
» Hometown:	Nashville, Arkansas
» Family:	Wife, Lisa (Gatlin) Cooley

YEAR-BY-YEAR HEAD COACHING RECORD

YEAR	SCHOOL	POS	RECORD	CONF.	NOTES
2013	Delta State	Head Coach	7-3	4-2	GSC COY
2014	Delta State	Head Coach	9-2	6-1	co-GSC Champs/COY
2015	Delta State	Head Coach	6-5	2-5	
2016	Delta State	Head Coach	4-6	1-7	
2017	Delta State	Head Coach	9-4	5-3	NCAA DII Playoffs
2018	Delta State	Head Coach	0-0	0-0	
HC Totals (5th season)			35-20	18-18	

COOLEY VERSUS ALL OPPONENTS

Albany State	1-0
Bowie State	1-0
Central State (Ohio)	1-0
Chowan (N.C.)	1-0
Concordia (Ala.)	2-0
Florida Tech	3-2
Fort Valley State	2-0
Kentucky Wesleyan	2-0
Mississippi College	4-0
Mississippi Valley State	1-0
North Alabama	2-3
North Greenville	1-0
Shorter	5-0
Tarleton State	2-0
Texas A&M-Commerce	1-2
Valdosta State	2-3
West Alabama	1-5
West Florida	2-0
West Georgia	1-5

NOTEABLES

- Cooley will be entering his sixth season as head coach of the Delta State University Statesman football program. Cooley became the 19th coach in program history on Friday, Jan. 25, 2012. In his four seasons as head coach of the Statesmen, Cooley is 33-22 overall and 18-18 against the GSC.
- In his previous five seasons, the Nashville, Ark., native, has guided the Statesmen to a 33-22 overall record, two trips to the NCAA Division II Football Championship Playoffs (2014/2017) and in 2014 Delta State captured its seventh Gulf South Conference title.
- Cooley tied former Steve Campbell for the second fastest coach to accumulate 20 victories, accomplishing the feat in 25 games. Cooley led DSU to a 7-3 mark in 2013 during his first season and followed up that performance with a 9-2 record in 2014 and a share of the GSC title. The Nashville, Arkansas, native started out the season 4-0 to get his 20th win in a 40-0 victory over Albany State at Parker Field-McCool Stadium (Sept. 26, 2015).
- Cooley is a two-time Coach of the Year recipient in the Gulf South Conference following the 2013 and 2014 campaigns. He joins Ron Roberts (2007/2008) as the only two-time recipients of the award in the program's history.

NUMBERS TO KNOW

57

A total of 57 Statesmen have graduated with a degree from Delta State since Cooley took over as head coach.

35

Cooley has led the Statesmen to a 35-20 record in his five previous seasons as head coach at Delta State University.

30+

The Statesmen are 31-5 all-time when scoring 30 or more points against an opponent under head coach Todd Cooley.

28-0

Delta State is 28-0 under head coach Todd Cooley when leading at half-time. The Statesmen are 4-16 when trailing and 0-2 when tied at the half.

25

Delta State is 25-2 under head coach Todd Cooley when winning the turnover battle, including a 7-0 mark this season.

PLAYING CAREER

YEAR	SCHOOL	POS
1996-97	Arkansas Tech	QB
1994-95	Henderson State	QB

COACHING CAREER SNAPSHOT

YEAR	SCHOOL	POS
1998	Arkansas Tech	RB
1999	Arkansas Tech	RB
2000	NE Oklahoma State	QB
2001	Quachita Baptist	QB
2002	Quachita Baptist	QB
2003	Quachita Baptist	QB
2004	Arkansas Tech	OC/QB
2005	Central Arkansas	OC/QB
2006	Central Arkansas	OC/QB
2007	Central Arkansas	OC/QB
2008	Central Arkansas	OC/QB
2009	Northwestern (La.) State	OC/QB
2010	Northwestern (La.) State	OC/QB
2011	Northwestern (La.) State	OC/QB
2012	Northwestern (La.) State	OC/QB
2013	Delta State	HC
2014	Delta State	HC
2015	Delta State	HC
2016	Delta State	HC
2017	Delta State	HC
2018	Delta State	HC





STATESMEN DEPTH CHART

VS. TARLETON STATE

OFFENSE

QB	9	Breckenridge Ruddick	6-4	200	Sr.	Marion, Ark./Missouri St.
	7	Patrick Shegog	5-11	188	Fr.	Batesville, Miss./South Panola
RB	8	Malcolm Shirley	5-10	211	Jr.	Greenville, Miss./Miss. Delta CC
	31	Robbie Evans	5-9	190	Fr.	Boynton Beach, Fla./Calvary Christian
HB	81	Benji Galbraith	6-6	240	Sr.	Olive Branch, Miss./Lewisburg
	87	Jake McDonald	6-3	230	Jr.	New Albany, Miss./Gulf Coast CC
LT	50	Donovan Carter	6-5	295	Jr.	Hattiesburg, Miss./McNeese St.
	71	Damon Moore	6-5	285	Fr.	Birmingham, Ala./Clay-Chalkville
LG	63	Grant Short	6-3	290	Jr.	Senatobia, Miss./SW Miss. CC
	69	Rondey Lockett	6-1	315	Fr.	Jackson, Miss./Callaway
C	78	Innis Claud, V	6-0	290	Jr.	Albany, Ga./Buford
	75	Braxton Hayles	6-2	310	Jr.	Wesson, Miss./SW Miss. CC
RG	57	Keenan Davis	6-3	270	So.	Horn Lake, Miss./NW Miss. CC
	72	John McNamara	6-10	385	Jr.	St. Louis, Mo./Lindbergh
RT	58	Chris Jones	6-6	285	Sr.	Decatur, Ga./Columbia
	76	Jacob Gragg	6-3	300	Fr.	Tuscaloosa, Ala./Northside
WR	11	Tyler Harrell	6-3	215	Sr.	Calera, Ala./Tennessee Tech
	17	Leon Green	6-3	200	Sr.	Cleveland, Miss./East Side
WR	2	Jakaylen Jackson	5-9	165	Fr.	Jonesboro, Ark./Jonesboro
	85	Vincent Wilkerson	6-2	206	Jr.	Milwaukee, Wisc./Dupage
WR	1	Brandon Rodgers	5-10	170	Jr.	Mobile, Ala./East Miss. CC
	83	Tony Daggett	5-9	165	Jr.	Augusta, Ga./Ventura CC
WR	18	Dillon Helm	6-1	175	Sr.	Oxford, Miss./NE Miss. CC
	19	John McInnis	6-2	190	Sr.	Collins, Miss./Hinds CC

DEFENSE

DE	47	Tramond Lofton	6-3	250	Sr.	Waynesboro, Miss./Jones JC
	44	Emmanuel Barber	5-4	235	So.	Chicago, Ill./Jones JC
NG	56	Josh Bradford	6-0	230	Sr.	Forest, Miss./Forest HS
	95	Stanley Talley	6-1	254	Fr.	Montgomery, Ala./Carver HS
DE	49	Eric Sadler	6-3	250	Sr.	Oklahoma City, Okla./NE Okla. A&M
	53	Quantarius Boone	6-1	225	Sr.	Samford, Fla./Grossmont CC
OLB	6	David Herrington	6-1	190	Sr.	Senatobia, Miss./NW Miss. CC
	52	Marvin Terry	6-2	220	So.	Dallas, Texas/Trinity Valley CC
ILB	33	Dante Williams	6-2	230	So.	Bossier City, La./Louisiana Tech
	30	Vada King	6-1	225	Jr.	Smiths Station, Ala./Holmes CC
ILB	10	Chandler Ector	5-10	205	Sr.	Decatur, Ga./Cedar Grove HS
	32	Ryan Hudkins	5-11	225	Jr.	Murieta, Calif./Vista Murieta HS
OLB	15	Ovenson Clelandord	6-2	200	Sr.	Greenacres, Fla./Dodge City CC
	14	Earnest Butler	5-11	208	Sr.	Shelby, Miss./Coahoma CC
CB	5	Tim Hall	6-0	195	Jr.	St. Louis, Mo./Missouri Western St.
	27	Shannon Carter	5-10	175	So.	Fairburn, Ga./Creekside HS
S	23	Brandon Tillman	5-10	187	Sr.	Grenada, Miss./NE Miss. CC
	29	Chane Lindsey	6-0	190	So.	Tuscaloosa, Ala./Central HS
FS	4	Isaac Warren	6-1	195	Sr.	Tyler, Texas/Northwestern State
	26	Jakwon Lipscomb	5-10	175	So.	Riverdale, Ga./Riverdale HS
CB	3	Darren Gardenhire	6-1	210	Sr.	Los Angeles, Calif./Montana State
	20	Malik Carruthers	5-11	180	Fr.	Richmond, Texas/Foster HS

SPECIAL TEAMS

K	86	Taylor Crabtree	5-8	165	Jr.	Pascagoula, Miss./East Miss. CC
	21	Cody Mills	5-7	190	Sr.	Oxford, Miss./Oxford HS
P	21	Cody Mills	5-7	190	Sr.	Oxford, Miss./Oxford HS
	22	Sam Barge	5-6	190	So.	Carrollton, Ga./Carrollton HS
LS	43	Hunter James	5-10	180	Jr.	Waynesboro, Miss./Hinds CC
	46	Dustin Dye	5-9	215	So.	Olive Branch, Miss./Desoto Central HS
H	21	Cody Mills	5-7	190	Sr.	Oxford, Miss./Oxford HS
	38	Kam Williams	6-1	172	Sr.	Bassfield, Miss./SW Miss. CC
KR	1	Brandon Rodgers	5-10	170	Jr.	Mobile, Ala./East Miss. CC
	24	Trey Roberson	5-11	180	So.	Mobile, Ala./McGill-Toolen Catholic HS
PR	1	Brandon Rodgers	5-10	170	Jr.	Mobile, Ala./East Miss. CC
	24	Trey Roberson	5-11	180	So.	Mobile, Ala./McGill-Toolen Catholic HS



10 | CHANDLER ECTOR

LB | 5-10 | 205 | SR.-3L | DECATUR, GA.

DELTA STATE UNIVERSITY NUMERICAL ROSTER

#	NAME	POS	HT	WT	CL	LETTERS	HOMETOWN	PREVIOUS SCHOOL
1	Brandon Rodgers	WR	5-10	170	Jr.	-	Mobile, Ala.	East Miss. CC
2	Jakaylen Jackson	WR	5-9	165	Fr.	-	Jonesboro, Ark.	Jonesboro HS
3	Darren Gardenhire	DB	6-1	210	Sr.	-	Los Angeles, Calif.	Montana State
4	Isaac Warren	DB	6-1	195	Sr.	-	Tyler, Texas	Northwestern State
5	Tim Hall	CB	6-0	185	Jr.	-	St. Louis, Mo.	Missouri Western State
6	David Herrington	LB	6-1	190	Sr.	1	Senatobia, Miss.	Northwest MS CC
6	Francisco Hunter	RB	5-9	190	Fr.	-	Decatur, Ga.	Southwest Dekalb HS
7	Patrick Shegog	QB	5-11	185	Fr.	-	Batesville, Miss.	South Panola HS
8	Malcolm Shirley	RB	5-10	211	Jr.	-	Greenville, Miss.	Mississippi Delta CC
9	Breck Ruddick	QB	6-4	210	Sr.	1	Marion, Ark.	Missouri State University
10	Chandler Ector	LB	5-10	205	R-Sr.	3	Decatur, Ga.	Cedar Grove HS
11	Tyler Harrell	WR	6-3	215	R-Sr.	2	Calera, Ala.	Tennessee Tech
12	Corintheus Edmonds	WR	6-2	195	Fr.	-	Hampton, Ga.	Lovejoy HS
13	Chris Pickett	DB	6-0	175	Jr.	1	Fi. Walton Beach, Fla.	Choctawatchee HS
14	Ernest Butler	LB	5-11	208	Sr.	1	Shelby, Miss.	Coahoma CC
15	Ovenson Cleidanord	LB	6-2	200	Sr.	1	Greenacres, Fla.	Dodge City CC
16	Billy Cobb, III	QB	6-1	215	So.	-	Jacksonville, Fla.	Albany State University
16	Trey Jones	CB	5-8	160	Fr.	-	Stuttgart, Ark.	Stuttgart HS
17	Leon Green	WR	6-3	200	Jr.	2	Cleveland, Miss.	East Side HS
18	Dillon Helm	WR	6-0	175	Sr.	1	Oxford, Miss.	Northeast Mississippi CC
19	John McInnis	WR	6-2	190	Sr.	1	Collins, Miss.	Hinds CC
20	Malik Carruthers	DB	5-11	180	Fr.	-	Richmond, Texas	Foster HS
20	Ty Woods	DB	5-10	175	So.	1	Birmingham, Ala.	Pinson Valley HS
21	Cody Mills	K/P	5-7	190	Gr.	3	Oxford, Miss.	Oxford HS
22	Sam Barge	K	5-6	190	So.	1	Carrollton, Ga.	Carrollton HS
22	Tyler Hood	RB	5-10	170	R-Sr.	2	Smithville, Miss.	Itawamba CC
23	Brandon Tillman	DB	5-10	187	Sr.	1	Grenada, Miss.	Northeast Mississippi CC
24	Trey Roberson	RB	5-11	180	So.	1	Mobile, Ala.	McGill-Toolen Catholic
25	Joseph Nuttall, Jr.	DB	6-0	200	Jr.	-	Jackson, Miss.	Hinds CC
26	Jakwon Lipscomb	DB	5-11	178	So.	1	Riverdale, Ga.	Riverdale HS
27	Shannon Carter	DB	5-10	175	So.	1	Fairburn, Ga.	Creekside HS
28	Kelon Wilson	RB	6-0	205	So.	1	Sachse, Texas	Sachse HS
29	Chane Lindsey	DB	6-0	180	So.	1	Tuscaloosa, Ala.	Central HS
30	Vada King	LB	6-1	225	Jr.	-	Smiths Station, Ala.	Holmes CC
31	Robbie Evans	RB	5-8	190	Fr.	-	Boynton Beach, Fla.	Calvary Christian Academy
32	Adrian Hill	LB	6-0	190	Fr.	-	Hoover, Ala.	Hoover HS
32	Ryan Hudkins	LB	5-11	225	Jr.	2	Murrieta, Calif.	Vista Murrieta HS
33	Dante Williams	LB	6-2	230	So.	1	Bossier City, La.	Louisiana Tech
34	Jamarcus Ellison	RB	5-9	185	R-Fr.	-	Birmingham, Ala.	Ramsay HS
35	Joseph Minniefield	LB	6-2	235	Jr.	-	Indianola, Miss.	Coahoma CC
36	Tyrell Goldsmith	DB	5-10	175	Fr.	-	Hoover, Ala.	Hoover HS
36	Major Weems	S	6-2	195	Fr.	-	Atlanta, Ga.	Mays HS
37	Zane Samuel	DE	6-3	220	Jr.	2	Tuscaloosa, Ala.	Paul Bryant HS
38	B.J. Sisco	DB	5-10	170	Fr.	-	Olive Branch, Miss.	DeSoto Central HS
38	Kam Williams	DB	6-1	172	R-Sr.	1	Bassfield, Miss.	SW Mississippi CC
39	Tucker Garrison	S	5-9	175	Fr.	-	Coldwater, Miss.	Hernando HS
39	Shane Pollan	TE	6-3	255	R-Sr.	1	Natchez, Miss.	Holmes CC
40	Eric Diamond	TE	6-1	250	R-Fr.	-	Madison, Miss.	St. Joseph's Catholic
40	Zach Linkous	RB	6-0	220	R-Fr.	-	Cleveland, Miss.	Cleveland HS
41	Joseph Stone III	DB	5-7	160	So.	1	Holly Springs, Miss.	Holly Springs HS
42	Anfernee Benson	LB	5-8	235	Jr.	1	Batesville, Miss.	Holmes CC
43	Hunter James	SNP	5-10	180	Jr.	-	Waynesboro, Miss.	Hinds CC
44	Emanuel Barber	LB	6-4	235	So.	-	Chicago, Ill.	Jones JC
45	Davontre Henderson	LB	6-1	210	Fr.	-	Grand Prairie, Texas	South Grand Prairie HS
46	Dustin Dye	LS	5-9	215	So.	1	Olive Branch, Miss.	Desoto Central HS
47	Tramond Lofton	DL	6-3	260	Sr.	1	Waynesboro, Miss.	Jones JC
48	Jamier Jackson	LB	6-2	220	Fr.	-	New Orleans, La.	Edna Karr HS
48	Russ Smither	TE	6-0	236	R-Fr.	-	Caledonia, Miss.	Caledonia HS
49	Eric Sadler	DE	6-3	250	R-Sr.	1	Oklahoma City, Okla.	Northeast Oklahoma A&M
50	Donovan Carter	OL	6-5	295	Jr.	-	Hattiesburg, Miss.	McNeese State
51	Zarrian Billings	LB	6-1	220	Fr.	-	Florence, Ala.	Florence High School
51	Connor Jones	LB	6-0	190	Fr.	-	Crystal Springs, Miss.	Copiah Academy
52	Marvin Terry	LB	6-2	220	So.	-	Dallas, Texas	Trinity Valley CC
53	Quantarius Boone	DL	6-1	225	Sr.	1	Sanford, Fla.	Grossmont CC
54	Austin Redwine	LB	6-1	200	Fr.	-	Cleveland, Miss.	North Sunflower Academy
55	Drew Swatzell	LB	5-9	200	Fr.	-	Huntsville, Ala.	Huntsville HS
55	Hunter Williams	LB	6-0	220	So.	1	Vanceville, Miss.	Vanceville HS

ALPHABETICAL ROSTER

#	NAME	POS
60	Tanner Armstrong	OL
44	Emanuel Barber	LB
22	Sam Barge	K
42	Anfernee Benson	LB
51	Zarrian Billings	LB
53	Quantarius Boone	DL
56	Josh Bradford	DL
14	Ernest Butler	LB
20	Malik Carruthers	DB
50	Donovan Carter	OL
27	Shannon Carter	DB
78	Innis Claud V	OL
15	Ovenson Cleidanord	LB
16	Billy Cobb, III	QB
85	Oakley Coleman	WR
86	Taylor Crabtree	K
99	Jack Creely	DS
83	Tony Daggett	WR
57	Keenan Davis	OL
40	Eric Diamond	TE
82	Phildon Dublin	WR
46	Dustin Dye	LS
10	Chandler Ector	LB
12	Corintheus Edmonds	WR
64	Isaac Edwards	OL
99	Trace Edwards	K
34	Jamarcus Ellison	RB
31	Robbie Evans	RB
81	Benji Galbraith	WR
3	Darren Gardenhire	DB
39	Tucker Garrison	S
94	Kaleb Gibbs	OL
36	Tyrell Goldsmith	DB
76	Jacob Gragg	DL
17	Leon Green	WR
90	Jaylon Guy	DL
5	Tim Hall	CB
66	Marouf Hamade	OL
11	Tyler Harrell	WR
98	Tommy Harris	DL
88	Ty Harris	TE
75	Braxton Hayles	OL
74	Thomas Head	OL
18	Dillon Helm	WR
45	Davontre Henderson	LB
6	David Herrington	LB
32	Adrian Hill	LB
85	Omari Hood	WR
22	Tyler Hood	RB
32	Ryan Hudkins	LB
6	Francisco Hunter	RB
2	Jakaylen Jackson	WR
48	Jamier Jackson	LB
43	Hunter James	SNP
67	Bryce Jones	OL
58	Chris Jones	OL
51	Connor Jones	LB
16	Trey Jones	CB
30	Vada King	LB
29	Chane Lindsey	DB
40	Zach Linkous	RB
26	Jakwon Lipscomb	DB
47	Tramond Lofton	DL
69	Rondev Luckett	OL
59	Micah Mack	LB

#	NAME	POS	HT	WT	CL	LETTERS	HOMETOWN	PREVIOUS SCHOOL
56	Josh Bradford	DL	6-0	320	Sr.	1	Forest, Miss.	Forest HS
57	Keenan Davis	OL	6-3	270	So.	1	Horn Lake, Miss.	Northwest Mississippi CC
58	Chris Jones	OL	6-6	285	R-Sr.	3	Decatur, Ga.	Columbia HS
59	Micah Mack	LB	6-1	220	Fr.	-	Memphis, Tenn.	Germantown HS
59	Trey Mason	LB	6-0	215	Jr.	1	Dudley, Ga.	Georgia Military
60	Tanner Armstrong	OL	6-1	255	Fr.	-	Lorganger, LA	Loranger High
63	Grant Short	OL	6-3	290	Jr.	-	Senatobia, Miss.	Southwest Miss. CC
64	Isaac Edwards	OL	6-4	265	Fr.	-	Harvest, Ala.	Sparkman HS
65	Shakeel Shaw	OL	6-6	300	Fr.	-	Stockbridge, Ga.	Woodland HS
66	Marouf Hamade	OL	6-3	305	Fr.	-	Detroit, MI	Lake Erie College
67	Bryce Jones	OL	6-2	288	Fr.	-	Atlanta, Ga.	Peachtree Ridge HS
69	Ronvey Luckett	OL	6-1	315	Fr.	-	Jackson, Miss.	Callaway HS
70	Sheridan Pratcher	OL	6-4	285	Fr.	-	Memphis, Tenn.	Parkhaven HS
71	Damon Moore	OL	6-5	285	Fr.	-	Birmingham, Ala.	Clay-Chalkville HS
72	John McNamara	OL	6-10	385	Jr.	2	St. Louis, Mo.	Lindbergh HS
73	Nicolas Melsop	OL	6-7	305	Fr.	-	Columbus, Ohio	Lake Erie College
74	Thomas Head	OL	6-4	320	Sr.	3	Litburn, Ga.	Hebron Christian Academy
75	Braxton Hayles	OL	6-2	310	Jr.	-	Wesson, Miss.	Southwest Miss. CC
76	Jacob Gragg	DL	6-3	300	R-Fr.	-	Tuscaloosa, Ala.	Northside HS
78	Innis Claud V	OL	6-0	290	Jr.	2	Albany, Ga.	Buford HS
80	Jalen Stuckey	WR	6-1	180	Fr.	-	Decatur, Ga.	Miller Grove HS
81	Benji Galbraith	WR	6-6	240	Sr.	3	Olive Branch, Miss.	Lewisburg HS
82	Phildon Dublin	WR	6-0	185	R-Fr.	-	Helena, Ala.	Helena HS
83	Tony Daggett	WR	5-8	165	Jr.	-	Augusta, Ga.	Ventura College
85	Oakley Coleman	WR	6-4	180	Fr.	-	Mobile, Ala.	McGill-Toolen Catholic
85	Omari Hood	WR	6-0	180	Fr.	-	Birmingham, Ala.	Gardendale HS
85	Vincent Wilkerson	TE	6-2	206	Jr.	-	Milwaukee, Wisc.	College of Dupage
86	Taylor Crabtree	K	5-8	165	Jr.	-	Pascagoula, Miss.	East Mississippi CC
87	Jake McDonald	TE	6-3	230	Jr.	-	New Albany, Miss.	Gulf Coast CC
88	Ty Harris	TE	6-2	240	Jr.	-	Hattiesburg, Miss.	Hinds CC
89	Cameron Shelton	WR	6-3	210	Fr.	-	Milton, Fla.	Milton HS
90	Jaylon Guy	DL	6-3	260	Fr.	-	Memphis, Tenn.	Kipp Memphis Collegiate HS
91	Tahj Perry	DL	6-0	275	R-Fr.	-	College Park, Ga.	Creekside HS
92	Daveion Wilson	DL	6-4	250	R-Fr.	-	Garland, Texas	Lakeview Centennial HS
94	Kaleb Gibbs	OL	6-2	280	Fr.	-	Hoover, Ala.	Hoover HS
95	Stanley Talley	DL	6-1	254	R-Fr.	-	Montgomery, Ala.	Carver HS
96	Caimon Nettles	DE	6-3	225	Fr.	-	Hernando, Miss.	Hernando HS
96	Timothy Williams	DL	6-4	245	So.	-	Greenville, Miss.	Northwest Miss. CC
97	Scott Poindexter	DL	6-2	264	R-Fr.	-	Inverness, Miss.	Indianola Academy
98	Tommy Harris	DL	6-0	236	Sr.	1	Ruleville, Miss.	Coahoma CC
99	Jack Creely	DS	6-2	240	Jr.	-	Madison, Miss.	Northwest Miss. CC
99	Trace Edwards	K	5-11	180	R-Jr.	-	Cleveland, Miss.	Mississippi College

#	NAME	POS
59	Trey Mason	LB
87	Jake McDonald	TE
19	John McInnis	WR
72	John McNamara	OL
73	Nicolas Melsop	OL
21	Cody Mills	K/P
35	Joseph Minniefield	LB
71	Damon Moore	OL
96	Caimon Nettles	DE
25	Joseph Nuttall, Jr.	DB
91	Tahj Perry	DL
13	Chris Pickett	DB
97	Scott Poindexter	DL
39	Shane Pollan	TE
70	Sheridan Pratcher	OL
54	Austin Redwine	LB
24	Trey Roberson	RB
1	Brandon Rodgers	WR
9	Breck Ruddick	QB
49	Eric Sadler	DE
37	Zane Samuel	DE
65	Shakeel Shaw	OL
7	Patrick Shegog	QB
89	Cameron Shelton	WR
8	Malcolm Shirley	RB
63	Grant Short	OL
38	B.J. Sisco	DB
48	Russ Smither	TE
41	Joseph Stone III	DB
80	Jalen Stuckey	WR
55	Drew Swatzell	LB
95	Stanley Talley	DL
52	Marvin Terry	LB
23	Brandon Tillman	DB
4	Isaac Warren	DB
36	Major Weems	S
85	Vincent Wilkerson	TE
33	Dante Williams	LB
55	Hunter Williams	LB
38	Kam Williams	DB
96	Timothy Williams	DL
92	Daveion Wilson	DL
28	Kelon Wilson	RB
20	Ty Woods	DB

ASSISTANT COACHES & SUPPORT PERSONNEL

 <p>JOEL WILLIAMS Off. Coordinator/OL Miss. College (1981) Sixth Year</p>	 <p>JERRY PARTRIDGE Def. Coordinator/LB Missouri Western (1965) Second Year</p>	 <p>KELVIN GREEN Defensive Live Clemson (2009) Sixth Year</p>	 <p>JONATHAN FLETCHER Running Backs/TEs Knox (2011) Sixth Year</p>	 <p>TYLER HASTY Wide Receivers Guilford (2011) Fifth Year</p>	 <p>JESSE THOMPSON Safeties/Recruiting Okla. Panhandle (2014) Second Year</p>	 <p>JAMAAL BESS Safeties Rhode Island (2016) Second Year</p>	 <p>STERLING GRIFFIN Asst. Wide Receivers Louisiana Tech (2018) First Year</p>
 <p>GASON BICKNELL Asst. Safeties/DFO Southern Mississippi (2013) First Year</p>	 <p>NICK FRANEY Asst. Offensive Line Central Methodist (2017) First Year</p>	 <p>KARL BALLS Volunteer Defensive Line Delta State (1987) First Year</p>	 <p>JAY THOMASON Life Skills/FCA Second Year</p>	 <p>MATT JONES Sr. Associate AD/Scheduling Delta State (2003) Seventeenth Year</p>	 <p>ABBY HAVARD Asst. AD/Sports Medicine Southern Miss. (2010) Sixth Year</p>	 <p>ROGER TOLLISON Asst. Director/Sports Medicine Delta State (2015) First Year</p>	 <p>KAITLIN MOORE Academic Coordinator Delta State (2016) Second Year</p>




PARKER FIELD @ McCOOL STADIUM

- ▶ One of the Gulf South Conference's oldest and most historic venues, Travis E. Parker Field at Horace L. McCool Stadium has served as the home of the Statesmen since it opened in 1970. Delta State has enjoyed tremendous success at Parker-McCool under its last four coaches, posting an impressive 64-24 record.
- ▶ Formerly known as Delta Field and Travis E. Parker Field, the 8,500 seat stadium was completed in time for the 1970 season. In 1984, the field was renamed to honor former Mississippi Institutions of Higher Learning Board of Trustees member, Travis E. Parker, a tireless supporter of Delta State University and the Delta area communities.
- ▶ In 2007, DSU honored long-time coach and administrator Horace McCool by naming the stadium in his honor. McCool was 76-48-3 in 14 seasons as head coach of the Statesmen and was instrumental in running the Department of Athletics as Director of Athletics. During his time as AD, McCool helped revive Lady Statesmen basketball, which blossomed into a national power under the legendary Margaret Wade.
- ▶ The current facility replaced the "old" Delta Field, which is located between Sillers Coliseum and the Hugh Ellis Walker Alumni-Foundation House on the Delta State campus. The Statesmen have enjoyed a 247-125-15 mark at home.
- ▶ The two-level press facility includes booths for radio, film, coaches, and working press, as well as to a snack kitchen and restroom. The press box is completely enclosed, with the exception of the second-level film deck, and is climate controlled for year-round comfort and convenience.
- ▶ Parker-McCool has gone through several recent renovations, including the installation of artificial turf in the summer of 2014, a press box revitalization project in May of 2013, and the addition of a new scoreboard/video board in the fall of 2008. Past additions have included the chairback seats in 1993 and the creation of a picnic area in the southwest corner of Parker Field in 2001.
- ▶ In the summer of 2014, Delta State began construction on a new visitor's concession stand and bathroom on the southeast corner of Parker-McCool.
- ▶ In his first season as head coach of the Statesmen, coach Todd Cooley led Delta State to a perfect 4-0 record at Parker-McCool. The Nashville, Arkansas native is the first head coach since Ron Roberts to go undefeated at home in his first season at DSU.
- ▶ Delta State has an 8-2 (.800) record in NCAA Division II postseason play. The Statesmen have won their last four playoff games at home.
- ▶ The Statesmen went 2-0 at Parker-McCool in the 2000 NCAA playoffs en route to the national championship. DSU defeated Valdosta State (49-12) and North Dakota State (34-16) at home with road wins over Catawba (20-14) and Bloomsburg (63-34) in the NCAA title game.
- ▶ Trevar Deed set a DSU postseason record with 16 receptions for 203 yards and four touchdowns in a 55-34 loss to North Alabama in the second round of the 2008 NCAA Division II playoffs at Parker-McCool.
- ▶ In DSU's 45-7 victory over Shaw University in the first round of the 2007 NCAA playoffs, senior linebacker and Harlon Hill finalist Michael Eubanks set a new NCAA DII single-game sack record with five versus the Hawks.

PARKER FIELD-McCOOL STADIUM TOP 10 CROWDS

OPPONENT	DATE	ATTENDANCE	RESULT
North Alabama	9-18-04	9,023	W, 28-21
North Alabama	9-22-12	8,943	L, 12-20
Central State	9-27-14	8,765	W, 72-8
KY Wesleyan	9-19-15	8,551	W, 51-18
West Alabama	11-5-11	8,522	W, 36-34
Florida Tech	9-28-13	8,012	W, 52-31
West Alabama	10-7-17	7,856	L, 29-26
Quachita Baptist	10-1-11	7,755	W, 45-14
Mississippi Valley St.	9-8-01	7,635	W, 25-3
Henderson State	9-25-10	7,333	W, 41-37



Travis E. Parker
Delta native, IHL trustee



Horace L. McCool
Fmr. HC & A.D.

STATESMEN AT PARKER-McCOOL

▶ Since 2001, DSU has 20 games of 7,000+ at home

YEAR	W	L	T	NOTES
1970	3	1	1	
1971	2	2	0	
1972	4	1	0	
1973	4	2	0	
1974	5	0	0	
1975	2	2	0	
1976	2	2	1	
1977	2	3	0	
1978	3	2	0	
1979	2	3	0	
1980	3	3	0	
1981	1	3	0	
1982	3	3	0	
1983	2	2	0	
1984	3	1	1	
1985	3	2	1	
1986	2	2	1	
1987	3	2	0	
1988	2	2	1	
1989	3	1	0	
1990	2	2	0	
1991	2	3	0	
1992	1	2	1	
1993	2	3	0	
1994	3	1	1	
1995	3	2	0	
1996	3	1	0	
1997	0	5	0	
1998	4	0	0	0-1 NCAA Playoffs
1999	3	1	0	
2000	6	0	0	2-0 NCAA Playoffs
2001	3	3	0	
2002	3	1	0	
2003	4	2	0	
2004	3	1	0	
2005	4	1	0	
2006	5	1	0	
2007	4	0	0	
2008	6	1	0	1-1 NCAA Playoffs
2009	4	0	0	
2010	6	2	0	2-0 NCAA Playoffs
2011	7	0	0	2-0 NCAA Playoffs
2012	1	4	0	
2013	4	0	0	
2014	5	1	0	0-1 NCAA Playoffs
2015	3	4	0	
2016	2	4	0	
2017	4	2	0	
2018	-	-	-	
Overall	152	86	8	8-3 NCAA playoffs

NCAA PLAYOFF GAMES AT PARKER-McCOOL

YEAR	OPPONENT	RESULT	SCORE
1998	Fort Valley State (1st)	L	14-21
2000	Valdosta State (1st)	W	49-12
2000	North Dakota State (Semis.)	W	34-16
2007	Shaw (1st)	W	45-7
2008	Tusculum (2nd)	W	27-19
2008	North Alabama (Qtrs.)	L	34-55
2010	North Alabama (1st)	W	47-24
2010	Shepherd (Semis.)	W	29-17
2011	North Alabama (2nd)	W	42-14
2011	North Greenville (Qtrs.)	W	28-23
2014	West Georgia (2nd)	L	27-37
Total Games (11)		8-3	



RECORD VERSUS ALL OPPONENTS

SCHOOL	W	L	T	PF	PA
Abilene Christian University	0	1	0	28	34
Alabama, University of	0	1	0	0	89
Albany State University	2	0	0	68	7
Arkansas College	1	0	0	46	0
+Arkansas-Monticello	28	5	0	1057	441
Gulf South	13	2	0	516	239
Arkansas State	4	4	1	167	131
+Arkansas Tech	12	7	0	530	444
Gulf South	9	6	0	399	325
Austin Peay State	2	2	0	83	79
Belhaven College	1	0	0	55	18
Bethel College	6	4	1	226	86
Bloomburg (PA) University	1	0	0	63	34
Bowie State	1	0	0	45	35
Catawba	1	0	0	24	14
Centenary College	1	0	0	63	0
+Central Arkansas	5	11	1	326	402
Gulf South	2	6	0	156	225
Central State (Ohio)	1	0	0	72	8
Chowan (N.C.)	1	0	0	42	13
Cleveland Independents	1	0	0	6	0
College of the Ozarks	1	0	0	47	0
Concordia-College	2	0	0	150	6
Cumberland University	2	1	0	84	48
East Central Oklahoma	2	0	0	43	19
Eastern Illinois	1	1	0	50	27
Elizabeth City State	3	0	0	71	38
Elon College	0	1	0	21	24
Evansville College	0	1	0	6	19
Florida State	0	1	0	0	32
*Florida Tech	3	2	0	205	155
Gulf South	3	2	0	205	155
Fort Benning (Ga.)	1	0	0	20	3
Fort Valley State	3	2	0	168	79
Freed-Hardeman (Tenn)	0	1	0	0	7
Grand Valley State	0	1	0	30	49
Greenville Independents	0	1	0	0	21
+Harding University	10	1	1	445	257
Gulf South	8	1	0	365	186
+Henderson State	20	4	1	705	402
Gulf South	12	3	1	438	274
Hendrix College	0	3	0	12	30
Hinds Junior College	2	0	0	28	7
Holmes Junior College	2	0	0	51	19
Illinois-Chicago Circle	1	0	0	84	0
Indianapolis	0	1	0	18	33
Jackson State	1	1	0	44	45
+Jacksonville State	8	22	1	537	732
Gulf South	2	18	1	344	588
Kentucky Wesleyan	2	0	0	101	47
Lambuth University	6	6	0	216	154
Liberty Baptist	2	0	0	47	21
Louisiana College	8	8	2	214	212
Louisiana Tech	0	3	0	7	80
Memphis Naval Air Station	1	0	0	75	6
Memphis (e)	4	9	1	98	195
Merchant Marine Academy	1	0	0	19	0
McNeese State	0	1	0	27	52
Middle Tennessee State	1	2	0	31	33
Millsaps College	5	10	0	136	280
Millsaps Freshmen	0	1	0	6	27
Minnesota-Duluth	0	1	0	17	20
*Mississippi College	21	15	2	687	583
Gulf South	15	11	1	501	443
Mississippi College "B"	0	0	1	0	0
Miss. College Freshmen	0	1	0	6	18
Mississippi Delta JC	5	4	1	112	115
Mississippi State	0	1	0	0	39

Mississippi Valley State	4	1	0	155	68
Murray State	3	3	2	97	123
+Nicholls State	5	3	1	169	132
Gulf South	4	2	1	144	84
+North Alabama	26	34	1	1211	1376
Gulf South	23	32	1	813	1099
North Carolina Central	1	0	0	24	17
North Dakota	0	1	0	19	28
North Dakota State	1	1	0	47	32
North Greenville	2	0	0	61	53
Northeast Louisiana	8	12	0	237	373
Northwest Junior College	10	1	0	405	38
+Northwestern State	2	14	0	156	397
Gulf South	2	1	0	66	25
Ole Miss Freshmen	0	2	0	2	20
+Ouachita Baptist	18	4	0	519	319
Gulf South	7	2	0	228	165
Parsons (Iowa) College	0	1	0	18	19
Pittsburg State	1	1	0	67	80
Quantico (Va.) Marines	0	2	0	16	30
Rhodes College	0	1	0	0	32
Rhodes Freshmen	3	0	0	47	0
Ruleville Independents	0	1	0	2	12
Sam Houston State University	0	1	0	31	38
Samford University	4	7	0	173	192
Shaw	1	0	0	45	7
Shepherd University	1	0	0	29	17
*Shorter University	5	1	0	232	115
Gulf South	5	1	0	232	115
Southeast Missouri	23	4	1	645	341
+Southeastern Louisiana	5	8	0	147	273
Gulf South	3	4	0	74	115
Southeastern Oklahoma State	1	1	0	27	31
Southern Illinois University	1	0	0	24	16
Southern Mississippi	3	10	1	131	340
+Southern Arkansas	17	7	0	531	323
Gulf South	9	4	0	202	186
Southwest Baptist	1	0	0	20	0
Southwest Missouri State	1	1	0	73	34
Southwest Texas State	0	1	0	10	17
Southwestern Louisiana	1	4	0	68	91
Spring Hill College (Ala.)	1	0	0	12	7
Stephen F. Austin State Univ.	2	5	0	86	178
Tampa, University of	3	4	0	148	172
Tarleton State University	3	0	0	110	87
Tennessee-Martin JC	1	3	0	46	71
+Tennessee-Martin, Univ. of	22	13	0	728	533
Gulf South	12	8	0	435	337
Texas-Arlington	0	1	0	8	19
Texas A&M-Commerce	3	4	0	186	198
Texas A&M-Kingsville	0	1	0	17	28
Texas State	0	1	0	25	32
+Troy State (Ala.)	19	21	0	649	720
Gulf South	7	13	0	316	474
Tupelo Military Institute	0	1	0	6	13
Tusculum	1	0	0	27	19
Union (Tenn.) University	1	4	0	43	74
*Valdosta State (Ga.)	20	16	1	959	1140
Gulf South	20	16	1	959	1140
*West Alabama	35	26	3	1688	1250
Gulf South	26	18	2	1187	986
West Chester (Pa.) State	0	1	0	28	31
*West Florida	2	0	0	83	76
Gulf South	2	0	0	83	76
*West Georgia	19	13	0	993	696
Gulf South	19	12	0	963	659
West Virginia Tech	1	0	0	61	0
Western Kentucky	1	4	0	57	135
William Carey (MS) College	0	1	0	7	19

LEGEND: Bold denotes 2018 opponents | * Denotes current Gulf South members | +Denotes former GSC members

LAST TIME IT HAPPENED

AS OF AUGUST 30, 2018

STATISTIC	PLAYER/OPPONENT
100 Yards Rushing:	144, Chris Robinson @ Bowie State, Nov. 18, 2017
150 Yards Rushing:	164, Breck Ruddick @ Bowie State, Nov. 18, 2017
200 Yards Rushing:	210, Chris Robinson vs. Florida Tech, Nov. 11, 2017
300 Yards Rushing:	316, Greg Walker vs. West Alabama, Oct. 23, 1996
20 Rushing Attempts:	28, Chris Robinson vs. Florida Tech, Nov. 11, 2017
30 Rushing Attempts:	31, Chris Robinson @ Bowie State, Nov. 18, 2017
40 Rushing Attempts:	42, Greg Walker @ West Alabama, Oct. 23, 1993
Three Rushing Touchdowns:	3, Chris Robinson @ Bowie State, Nov. 18, 2017
Four Rushing Touchdowns:	4, Chris Robinson vs. Florida Tech, Nov. 11, 2017
Five Rushing Touchdowns:	5, Chris Robinson vs. West Florida, Oct. 15, 2016
70-Yard Run:	81, Trevar Deed @ North Alabama, Oct. 15, 2009
80-Yard Run:	81, Trevar Deed @ North Alabama, Oct. 15, 2009
90-Yard Run:	95, Carl Grubb vs. West Alabama, Nov. 5, 1955
Two Players Rushing For 100 Yards:	1144, Chris Robinson @ Bowie State, Nov. 18, 2017
	164, Breck Ruddick @ Bowie State, Nov. 18, 2017
300 Yards Passing:	374, Tyler Sullivan at Mississippi College, Nov. 14, 2015
350 Yards Passing:	382, Tyler Sullivan at West Alabama, Oct. 8, 2016
400 Yards Passing:	491, Tyler Cameron vs. West Alabama, Oct. 24, 2015
500 Yards Passing:	502, Tyler Sullivan @ Valdosta State, Sept. 20, 2014
20 Pass Completions:	20, Collin Willis vs. West Alabma, Oct. 7, 2017
30 Pass Completions:	30, Tyler Sullivan vs. Texas A&M Commerce, Sept. 10, 2016
40 Pass Completions:	41, Tyler Sullivan @ Valdosta State, Sept. 20, 2014
30 Pass Attempts:	37, Collin Willis vs. West Alabama, Oct. 7, 2017
40 Pass Attempts:	41, Breck Ruddick vs. West Georgia, Sept. 16, 2017
50 Pass Attempts:	52, Tyler Sullivan vs. Florida Tech, Oct. 3, 2015
60 Pass Attempts:	64, Tyler Sullivan @ Valdosta State, Sept. 20, 2014
70 Pass Attempts:	73, Tyler Sullivan @ West Georgia, Oct. 18, 2014
Four Touchdown Passes:	4, Tyler Sullivan @ West Alabama, Oct. 8, 2016
Five Touchdown Passes:	5, Tyler Sullivan vs. Valdosta State, Nov. 7, 2015
Three Interceptions Thrown:	3, Breck Ruddick @ North Alabama, Oct. 28, 2017
Four Interceptions Thrown:	4, Garrett DeWitt @ West Alabama, Oct. 10, 2009
300 Yards Total Offense:	384 @ @ North Greenville, Nov. 4, 2017
400 Yards Total Offense:	401 @ Bowie State, Nov. 18, 2017
500 Yards Total Offense:	504 at Shorter, Sep. 23, 2017
600 Yards Total Offense:	614 vs. West Alabama, Oct. 24, 2015
700 Yards Total Offense:	711, @ Lambuth, Nov. 13, 2010
100 Yards Receiving:	116, Gary Fletcher at Shorter, Sept. 23, 2017
150 Yards Receiving:	175, Chris Robinson at West Alabama, Oct. 8, 2016
200 Yards Receiving:	203, Trevar Deed vs. North Alabama, Nov. 29, 2008
Back-to-Back Games With 100 Yards Receiving:	Chris Robinson 175 @ West Alabama, Oct. 8, 2016
	100 vs. West Florida, Oct. 15, 2016
Three Players with 100 Yards Receiving:	Delta State vs. West Alabama, Oct. 24, 2015
10 Receptions:	12, Casey Osborne @ West Georgia, Oct. 18, 2014

STATISTIC	PLAYER/OPPONENT
70-Yard Reception:	77, Mario Lanier vs. Florida Tech, Nov. 11, 2017
80-Yard Reception:	80, Ricky Hunt vs. Concordia, Nov. 8, 2014
90-Yard Reception:	93, James Grubbs vs. West Alabama, Sep. 15, 2001
150 All-Purpose Yards:	190, Chris Robinson @ Bowie State, Nov. 18, 2017
200 All-Purpose Yards:	227, Chris Robinson @ North Greenville, Nov. 4, 2017
250 All-Purpose Yards:	373, Trevar Deed vs. West Georgia, Nov. 7, 2009
300 All-Purpose Yards:	373, Trevar Deed vs. West Georgia, Nov. 7, 2009
350 All-Purpose Yards:	373, Trevar Deed vs. West Georgia, Nov. 7, 2009
100+ Kickoff Return Yards:	112, Ladarion Peterson vs. North Alabama, Oct. 28, 2017
Three Touchdowns Receiving:	3, Casey Osborne @ Fort Valley State, Sept. 6, 2014
Four Touchdowns Receiving:	4, Trevar Deed vs. North Alabama, Nov. 29, 2008
Rushing TD & Receiving TD:	Chris Robinson @ North Greenville, Nov. 4, 2017
Kickoff Return For Touchdown:	Ladarion Peterson at West Alabama, Oct. 8, 2016
Rushing TD, Receiving TD, & Kickoff Return For TD:	Jeremy Ricks vs. West Georgia, Oct. 27, 2007
Punt Return For TD:	Jordan Howard, 46 yards, vs. Central State, Sept. 27, 2014
10 Tackles:	10, Landry Tullo vs. Florida Tech, Nov. 11, 2017
Two Sacks:	2, Tremond Lofto & Landry Tullo, vs. Florida Tech, Nov. 11, 2017
Three Sacks:	3, Erin Brown vs. Shorter, Sept. 24, 2016
Five Sacks:	5, Ovenson Cledanord vs. Chowan, Sep. 9, 2017
STATISTIC	PLAYER/OPPONENT
Multiple Interceptions:	2, Decory McGee vs. Mississippi College, Sept. 29, 2016
Interception Returned For TD:	Devontae Wilson (100 yds) vs. Tarleton State, Sep. 2, 2017
Interception & Fumble Recovery:	Decory McGee vs. Mississippi College, Sept. 29, 2016
Two Forced Fumbles:	4, Ovenson Cledanord vs. Chowan, Sep. 9, 2017
Two Fumble Recoveries:	2, Jamel Dennis & Keijne Thomas @ Shorter Univeristy, Oct. 10, 2015
Fumble Return For TD:	Tayvon Benjamin (95 yds.) @ North Alabama, Oct. 31, 2015
Blocked FG:	Kevin White @ West Florida, Oct. 14, 2017
Blocked FG for TD:	Kevin White/Johnquavious McBride @ West Florida, Oct. 14, 2017
Blocked Punt:	Earnest Butler & Kevin White @ Bowie State, Nov. 18, 2017
Blocked Punt For TD:	Zane Samuel vs. West Georgia, Sept. 10, 2016
Blocked PAT:	Kevin White vs. West Alabama, Oct. 7, 2017
Safety:	Team Safety vs. West Alabama, Oct. 7, 2017
40-Yard FG:	43, Vince Sciorrotta vs. Valdosta State, Oct. 21, 2017
45-Yard FG:	45, Vince Sciorrotta vs. Albany State, Sep. 26, 2015
50-Yard FG:	52, Billy Dorgan @ Central Arkansas, Oct. 28, 2000
Three FGs:	3, Vince Sciorrotta, West Alabama, Oct. 7, 2017
Four FGs:	5, Trey Crum vs. Southern Arkansas, Oct. 18, 2003
Five FGs:	5, Trey Crum vs. Southern Arkansas, Oct. 18, 2003
Game-Winning Field Goal:	33-yards, Vince Sciorrotta vs. Tarleton State, Oct. 19, 2013
	31-yards, Vince Sciorrotta @ North Alabama, Sept. 21, 2013
60-Yard Punt:	66 yards, Cody Mills vs. Kentucky Wesleyan, Sept. 1, 2016
70-Yard Punt:	79, Andrew Jones vs. North Alabama, Nov. 26, 2011

LOOKING FOR THE RECORD BOOK?

► Delta State University Athletic Communications produces an extensive record book detailing the history and tradition of Statesman Football. The 2018 Statesman Record Book is available online at GoStatesmen.com inside the "Other Links" section under Football.

