



# DELTA STATE

DELTA STATE UNIVERSITY STATESMEN FOOTBALL | 2016 OFFICIAL GAME NOTES  
 2000 NCAA NATIONAL CHAMPIONS | SEVEN GULF SOUTH CONFERENCE CHAMPIONS | FOUR NCAA REGIONAL TITLES | EIGHT NCAA POSTSEASON APPEARANCES

STATESMEN

**1-2** OVERALL

**0-1** GSC

Rankings.....NR - AFCA/NR - D2FB  
 Record (GSC).....1-2 (0-1 GSC)  
 Head Coach .....Todd Cooley (Arkansas Tech, 1999)  
 Record at DSU (Years).....23-12 (4th)



VS



**0-3** OVERALL

**0-1** GSC

Rankings.....NR - AFCA/NR - D2FB  
 Record (GSC).....0-3 (0-1 GSC)  
 Head Coach .....Aaron Felton (Springfield, 1992)  
 Record at SU (Years).....0-3 (1st season) | 23-28 Overall

HAWKS

## INSIDE THE SERIES: STATESMEN vs. HAWKS

- 31ST PIG PICKIN' CLASSIC:** The Statesmen (1-2, 0-1 GSC) of Delta State University return to Parker Field-McCool Stadium on Saturday, Sept. 24, as they host the Hawks (0-3, 0-1 GSC) of Shorter University in the 31st annual Pig Pickin' Classic. Kickoff is set for 6 p.m. and the game will be broadcast on the Statesmen Sports Network.
- INSIDE THE SERIES:** Delta State and Shorter are meeting for the fifth time on the gridiron, with the Statesmen owning a 3-1 edge in the series standings. The Hawks are making their second trip to Cleveland in the series, dropping a 35-20 decision to DSU on Oct. 9, 2014 in the GSC-TV Live Game of the Week. In fact, two of the previous four meetings between the schools have been featured on the GSC's weekly telecast.
- LAST TIME OUT:** The Statesmen fell to No. 3 West Georgia, 34-24, last Saturday at Ra-Lin Field at University Stadium in Carrollton, Ga., in the GSC opener for both schools. The loss was the second-straight for DSU against a top 10 nationally ranked opponent. Shorter also fell last week, as the Hawks were shutout, 40-0, at home to No. 19 Florida Tech.
- WELCOME TO THE BIG STAGE:** Freshman defensive end Zane Samuel made an immediate impact on his first collegiate play, blocking Jordan Ikner's punt attempt and returning it 16 yards for a touchdown in last Saturday's contest at No. 3 West Georgia. Samuel's blocked punt for a touchdown was the first since Ken Gray accomplished the feat versus Concordia in 2014.
- DUB-C SHINES AT UWG:** Senior linebacker Wilson Curtis turned in one his best performances as a Statesman last week at West Georgia, recording seven tackles, 1.0 tackles-for-loss, blocked a PAT and intercepted a pass. The Winnsboro, La., native has made 117 career stops in 35 games, with 26.0 tackles-for-loss and 6.5 sacks.
- SULLIVAN PASSES DAVIS IN TOTAL OFFENSE:** Senior quarterback Tyler Sullivan moved into second place in the career total offense chart, passing Micah Davis (8,238/29 games), with 8,324 yards. Sullivan has thrown for 7,876 yards and rushed for 448 more in 28 career games for the Statesmen. Scott Eyster (2003-2006) holds the school-record with 14,342 yards.
- GREEN ZONE EFFICIENCY:** Delta State is 13-for-13 inside the "Green Zone" this season in scoring situations. In fact, the Statesmen have scored 10 touchdowns and converted three field goals inside the opposition's 25-yard line.

## HOW THEY COMPARE

STATESMEN (1-2, 0-1 GSC) | HAWKS (0-3, 0-1 GSC)

<b>34.0</b>	<b>PPG</b>	<b>7.0</b>
<b>19.6</b>	<b>1st DOWNS</b>	<b>8.3</b>
<b>162.3</b>	<b>RUSH</b>	<b>24.3</b>
<b>278.3</b>	<b>PASS</b>	<b>100.3</b>
<b>440.7</b>	<b>OFFENSE</b>	<b>124.7</b>
<b>3</b>	<b>INTS</b>	<b>2</b>
<b>13</b>	<b>TDS</b>	<b>2</b>
<b>3-3</b>	<b>FGS</b>	<b>0-0</b>
<b>30:26</b>	<b>TOP</b>	<b>27:00</b>
<b>5-31</b>	<b>SACKS BY</b>	<b>2-19</b>
<b>34.3</b>	<b>SCORING D</b>	<b>44.7</b>
<b>138.3</b>	<b>RUSH/A</b>	<b>237.0</b>
<b>268.7</b>	<b>PASS/A</b>	<b>235.0</b>
<b>407.0</b>	<b>OPP/OFFENSE</b>	<b>472.0</b>

**BY THE NUMBERS: STATESMEN vs. HAWKS** \*UNDER TODD COOLEY

	<b>3-1</b> SERIES RECORD	<b>1-0</b> IN CLEVELAND	<b>3-0</b> COOLEY vs. SU	<b>37.0</b> PPG vs. SU*	<b>419.3</b> TOTAL OFFENSE*
--	-----------------------------	----------------------------	-----------------------------	----------------------------	--------------------------------

**W** **KWC**  
 Sept. 1 | 6 pm | SSN  
 Parker-McCool | W, 50-29

**L** **L**  
 Sept. 10 | 6 pm | SSN  
 Parker-McCool | L, 40-28

**L** **UWG**  
 Sept. 17 | 2 pm ET | SSN  
 Ra-Lin Field | L, 34-24

**H**  
 Sept. 24 | 6 pm | SSN  
 Parker-McCool | Cleveland

**ΦΕ**  
 Sept. 29 | 6 pm | GSC-TV  
 Parker-McCool | Cleveland

**JWA TIGERS**  
 Oct. 8 | 2 pm | SSN  
 Tigers Stadium | Livingston, Ala.

**WEST FLORIDA**  
 Oct. 15 | 4 pm | SSN  
 Parker-McCool | Cleveland

**V STATE**  
 Oct. 22 | 2 pm ET | SSN  
 Cleveland Field | Valdosta, Ga.

**L**  
 Oct. 29 | 2 pm | SSN  
 Parker-McCool | Cleveland

**Florida Tech**  
 Nov. 12 | 2 pm ET | GSC-TV  
 Palm Bay HS | Melbourne, Fla.

## SCHEDULE/RESULTS

2016 STATESMEN FOOTBALL



**TODD COOLEY**  
 Head Coach (4th Year)



**LANDRY TULLO**  
44 | LB | Hoover, Ala.

**EXTERNAL RELATIONS**

Delta State University's Office of Athletic Communications provides a full service public relations shop to members of the media. Game day services include credentials, statistics, photography, video clips (where available), and post-game access to coaches and student-athletes. The Office of Athletic Communications is located on the second floor of Chadwick-Dickson Fieldhouse adjacent to Parker Field-McCool Stadium.

- Football Contact**..... **Matt Jones**  
E-Mail: matt@deltastate.edu | Cell: (662) 719-9160
- Secondary Contact** ..... **J.T. Webb**  
E-Mail: jwebb@deltastate.edu | Cell: (662) 719-7071
- Statistics/Credentials** ..... **Fred Sington**  
E-Mail: fsington@deltastate.edu | Cell: (662) 588-6232

Delta State University Office of Athletic Communications  
Chadwick-Dickson Fieldhouse • Cleveland, MS 38733

**ONLINE: GOSTATESMEN.COM**

GoStatesmen.com offers complete coverage of Delta State football each week online with a live in-game blog and live stats provided through SideArm Sports. GoStatesmen.com is also optimized for all devices.

**DELTA STATE FAST FACTS**

Name of School	Delta State University
City/Zip	Cleveland, MS 38733
Founded	1924
Enrollment	3,832
Nickname	Statesmen
School Colors	Forest Green & White
Affiliation	NCAA Division II
Conference	Gulf South
President	William N. LaForge (Delta State, 1970)
Athletic Director	Ronnie Mayers (Delta State, 1972)



**STADIUM INFORMATION**

Home Field	Parker Field at McCool Stadium
Capacity	8,125
Surface	Geo-Surfaces Artificial Turf
Record at Parker Field-McCool Stadium	146-81-8
NCAA Playoff Record at Parker-McCool	8-3

**HISTORY**

First Year of Football	1926
All-Time Record	456-381-23
GSC Championships	Seven/1998, 2000, 2007, 2008, 2010, 2011, 2014
NCAA National Championships	One/2000
No. of Years in NCAA Tournament	Eighth
NCAA Postseason Record	14-7
All-Time Bowl/Post-Season Record	16-6
Last Post-Season Appearance	2014
Finish	0-1/L, 37-27 vs. West Georgia   NCAA 2nd Round

**TEAM INFORMATION**

2015 Final Record	6-5
Gulf South Conference	2-5/Tied for 5th
Final National Ranking	Not Ranked
Basic Offense	Spread Multiple
Basic Defense	4-3
Starters Returning/Lost	16/9
Offense	6/5
Defense	7/4
Specialty	3/0
Lettermen Returning/Lost	47/49
Offense	19/16
Defense	27/11
Specialty	3/2

**COACHING STAFF**

Head Coach	Todd Cooley
Alma Mater/Year	Arkansas Tech/1999
Record at DSU/Years	23-12/4th
Career Collegiate Record	23-12/4th
NCAA Playoff Record	0-1
NCAA Playoff Appearances	1/2014
Football Office Phone	(662) 846-4300
Best Time To Reach	Mornings (9-11 a.m.)

**ASSISTANT COACHES**

Joel Williams (Mississippi College, 1981)	Offensive Coordinator
Raleigh Jackson (The Citadel, 2004)	Defensive Coordinator
Kelvin Green (Clemson, 2009)	Defensive Line
Jonathan Fletcher (Knox, 2011)	Running Backs/STC
Tyler Hasty (Guilford, 2011)	Wide Receivers
Nick Popiel (Georgia College, 2011)	Corners
Travis Champion (Delta State, 2014)	Quarterbacks
Zach Muller (Wofford, 2015)	Defensive Backs
Joiner Stewart (Millsaps, 2013)	DFO/Defensive Line
Jordan Martin (Delta State, 2016)	Offensive Line
Patrick Bethley (Delta State, Exp. 2017)	Safeties

**ATHLETIC TRAINING**

David Pryor, ATC/LAT	Assistant AD for Sports Medicine
Abby Havard, ATC/LAT	Assistant Director
Richard Ballard, ATC	Graduate Assistant

2016 SCHEDULE BREAKDOWN

	<b>KENTUCKY WESLEYAN</b> Sept. 1   6 pm   SSN Parker-McCool   Cleveland Results: <b>W, 50-29</b>	The Panthers fell to 0-2 on the year after dropping a hard-fought, 35-21, game to NCAA-FCS member Davidson College last Saturday...All-American Keelan Cole leads KWC with 14 receptions for 375 yards and four TDs in just two games.
	<b>TXA&amp;M-COMMERCE</b> Sept. 10   6 pm   SSN Parker-McCool   Cleveland Results: <b>L, 40-28</b>	Ranked No. 7 in AFCA Division II Poll ... The Lions have claimed back-to-back Lone Star State Conference Championships and return Lone Star Conference Preseason Offensive Player of the Year Richard Cooper.
	<b>WEST GEORGIA</b> Sept. 17   2 pm ET   SSN Ra-Lin Field   Carrollton, Ga. Results: <b>L, 34-24</b>	Ranked No. 3 in the AFCA Division II Poll...Picked to win the Gulf South Conference Championship...Defeated DSU 34-24 in the GSC opener for both schools...Face Albany State in non-conference action this week in Albany, Ga.
	<b>SHORTER</b> Sept. 24   6 pm   SSN Parker-McCool   Cleveland Results:	<b>PIG PICKIN'</b> - First time in the history of the program (12 years) that Phil Jones has not been head coach...Return 12 starters from a 2-8 team in 2015...Hawks dropped to 0-3 after falling 40-0 to No. 19 Florida Tech in Rome, Ga., at Barron Stadium.
	<b>MISSISSIPPI COLLEGE</b> Sept. 29   6 pm   GSC-TV Parker-McCool   Cleveland Results:	<b>HERITAGE BELL CLASSIC</b> - First season back as a full participating member of the GSC, for the first time since 1995-96...Choctaws dropped to 0-2 in GSC play after falling to West Alabama 38-13...MC enters week 1-2 on the year.
	<b>WEST ALABAMA</b> Oct. 8   4 pm   SSN Tigers Stadium   Livingston, Ala. Results:	West Alabama returns 13 starters from a team that finished 7-4 in 2015, including eight defenders and two special teamers...Tigers turned in one of their best performances of 2016, defeating Mississippi College 38-13 last week in Clinton.
	<b>WEST FLORIDA</b> Oct. 15   4 pm   SSN Parker-McCool   Cleveland Results:	<b>HOMECOMING</b> - The Argonauts are entering their inaugural season of NCAA college football under head coach Pete Shinnick, former coach at UNC-Pembroke...Argos moved to 2-1 on the year after losing to Chowan 35-28 on the road.
	<b>VALDOSTA STATE</b> Oct. 22   2 pm ET   SSN Bazemore-Hyder   Valdosta, Ga. Results:	The Blazers feature first-year head coach Kerwin Bell, who will try to lead VSU to the playoffs for the third straight season...VSU dropped its first game of 2016, losing 44-10 at No. 20 North Alabama...VSU fell out of the AFCA Top 25 for the first time this year.
	<b>NORTH ALABAMA</b> Oct. 29   2 pm   SSN Parker-McCool   Cleveland Results:	The Lions return 17 starters from a team that finished 9-3 and advanced to NCAAs...UNA is ranked No. 19 in the latest AFCA Top 25 Poll...Lions crushed No. 22 Valdosta State 44-10 in their GSC opener last week at Braly Municipal Stadium.
	<b>FLORIDA TECH</b> Nov. 12   2 pm ET   GSC-TV Palm Bay HS   Melbourne, Fla. Results:	Picked to finish third in the GSC after a 7-4 finish in 2015, which included an upset of West Georgia...FIT blanked Shorter 40-0 to move to 3-0 on the year...FIT is ranked No. 19 in the latest AFCA Top 25 Poll, tied with UNA.



SETTING THE SCENE

Location ..... Cleveland, Miss.  
 Kickoff..... 6 p.m. CT  
 Site ..... Parker Field-McCool Stadium  
 Capacity..... 8,500  
 Surface..... Artificial Turf  
 TV..... GoStatesmen TV  
 Radio ..... Statesmen Sports Network  
 All-Time Series ..... Delta State leads series 3-1  
     In Cleveland, Miss..... DSU leads 1-0  
 Last Meeting..... Oct. 15, 2015 | Cleveland, Miss.  
 Result ..... W, 38-17

GET SOCIAL



Official Twitter Account..... @DSUStatesmen  
 Football Twitter Account..... @DeltaStateFB  
 Live Score Twitter Updates ..... @DSUScores  
 Instagram Account..... @DSUAthletics  
 Facebook Account..... Facebook.com/DSUStatesmen  
 Hashtags..... #DSUFamily | #UnitedinGreen | #DSUvsSU

STATESMEN SPORTS NETWORK



Play-by-Play ..... Matt Jones  
 Analyst..... Philip Tang | Cody Clark  
 Sideline Reporter..... Lane Quinton  
 Online (iOS | Android) ..... GoStatesmen.com  
 Flagship..... WMJW 107.5 FM



LAST WEEK'S GULF SOUTH RESULTS

Delta State 24 @ West Georgia 34  
 Florida Tech 40 @ Shorter 0  
 Valdosta State 10 @ North Alabama 44  
 West Florida 28 @ Chowan 35  
 West Alabama 38 @ Mississippi College 13



D'JUAN BELLAIRE  
 22 | RB | Antelope, Calif.



**0-3** OVERALL

**0-1** GSC

HAWKS

Rankings.....NR - AFCA/NR - D2FB  
 Record (GSC).....0-3 (0-1 GSC)  
 Head Coach .....Aaron Kelton (Springfield, 1992)  
 Record at SU (Years).....0-3 (1st season) | 23-28 Overall

**SERIES HISTORY: SHORTER**

- ▶ Fifth meeting in series history
- ▶ Overall: Delta State leads 3-1
- ▶ GSC Record: Delta State leads 3-1
- ▶ Postseason: N/A
- ▶ In Cleveland: Delta State leads 1-0
- ▶ In Rome, Georgia: Delta State leads 2-1
- ▶ Last Five Meetings: N/A
- ▶ Last 10 Meetings: N/A

**ALL-TIME MEETINGS**

GM	W/L	DATE	DSU	LOCATION	SU
1	L	11-10-2012	21	Rome, GA	32
2	W	10-24-2013	38	Rome, GA	17
3	W	10-09-2014	35	Cleveland, MS	20
4	W	10-10-2015	38	Rome, GA	17

**LAST MEETING: OCT. 10, 2015**

	<b>DELTA STATE</b> (5-1, 1-1 GSC)	<b>38</b>
	<b>SHORTER</b> (2-3, 1-1 GSC)	<b>17</b>

**SATURDAY, OCT. 10 - BARRON STADIUM - ROME, GEORGIA**  
**ATTENDANCE: 6,109 | RADIO: SSN | TV: NONE**

SCORE BY QUARTERS	1	2	3	4	FINAL
Delta State Univ.	0	21	3	14	38
Shorter University	7	3	7	0	17

**SCORING SUMMARY**

- 1st 10:01 SU Kartz Carr 37 yd run (Kenny Langford kick), 7-66 3:10, DSU 0 - SU 7
- 2nd 14:08 DSU D'Quan Bates 3 yd blocked punt return (Vince Sciorrotta kick), , DSU 7 - SU 7
- 07:42 DSU Justin Leavy 1 yd run (Vince Sciorrotta kick), 7-53 2:42, DSU 14 - SU 7
- 01:36 DSU Eddie McCadney 1 yd run (Vince Sciorrotta kick), 5-98 1:12, DSU 21 - SU 7
- 00:00 SU Kenny Langford 34 yd field goal, 9-47 1:29, DSU 21 - SU 10
- 3rd 12:55 SU Kartz Carr 30 yd run (Kenny Langford kick), 5-75 1:59, DSU 21 - SU 17
- 02:44 DSU Vince Sciorrotta 22 yd field goal, 5-9 1:25, DSU 24 - SU 17
- 4th 03:29 DSU Eddie McCadney 6 yd run (Vince Sciorrotta kick), 5-92 2:03, DSU 31 - SU 17
- 02:16 DSU Keijne Thomas 51 yd fumble recovery (Vince Sciorrotta kick), , DSU 38 - SU 17

STATISTICS	DSU	SU
FIRST DOWNS	14	25
RUSHES-YARDS (NET)	38-129	66-396
PASSING YDS (NET)	196	61
Passes Att-Comp-Int	20-13-0	12-4-0
TOTAL OFFENSE PLAYS-YARDS	58-325	78-457
Fumble Returns-Yards	1-51	0-0
Punt Returns-Yards	4-40	3-8
Kickoff Returns-Yards	3-61	7-146
Interception Returns-Yards	0-0	0-0
Punts (Number-Avg)	7-43.7	5-35.6
Fumbles-Lost	0-0	8-5
Penalties-Yards	11-87	8-75
Possession Time	24:00	36:00
Third-Down Conversions	2 of 11	8 of 14
Fourth-Down Conversions	0 of 1	0 of 0
Red-Zone Scores-Chances	4-4	1-3
Sacks By: Number-Yards	3-14	5-40

**RUSHING:** Delta State Univ.-D'Juan Bellaire 20-116; Eddie McCadney 7-28; Ladarrell Hunt 1-7; Justin Leavy 3-0; Cody Mills 1-minus 7; Tyler Cameron 6-minus 15. Shorter University-B.J. McCoy 23-183; Kartz Carr 7-110; Aaron Bryant 21-38; Maurice Sutton 7-38; Aki Coles 5-19; Sean Fowler 2-11; TEAM 1-minus 3.

**PASSING:** Delta State Univ.-Tyler Cameron 13-19-0-196; Darius Powell 0-1-0-0. Shorter University-Aaron Bryant 4-10-0-61; TEAM 0-2-0-0.

**RECEIVING:** Delta State Univ.-Jarvis York 4-139; Justin Leavy 4-25; Collin Floyd 2-9; Justin McArthur 1-16; D'Juan Bellaire 1-7; Darius Powell 1-0. Shorter University-D.J. Hughes 1-18; Maurice Sutton 1-17; Trey Lawhorn 1-14; Cody Simpson 1-12.

**FUMBLES:** Delta State Univ.-None. Shorter University-Aaron Bryant 5-4; TEAM 1-0; Aki Coles 1-1; B.J. McCoy 1-0.

**SACKS (UA-A):** Delta State Univ.-Kentarius McDonald 0-2; Jamel Dennis 0-2; Jaterrian Wren 0-1; Justin Evans 0-1. Shorter University-Howard Stephens 1-1; Trevaris Horton 2-0; S. Bryant 0-1; Jeveris Jones 1-0.

**TACKLES (UA-A):** Delta State Univ.-Jamel Dennis 1-10; Richard Nash 5-4; Randall Boyd 4-5; LeDarion Robinson 3-5; Keijne Thomas 3-4; Wilson Curtis 1-6; DeMonterius Kendrick 4-1; Jon Knox 3-1; Nick Houston 2-2; Joreco Beckwith 0-4; Romelo Wilson 3-0; D.Q. Reynolds 2-1; Kentarius McDonald 1-2; Lawrence Hopkins 1-2; Javon Bradford 1-1; Jaterrian Wren 0-2; Austin Campbell 1-0; Timothy Foy 1-0; Greg Sims 1-0; Travez Taylor 1-0; De'Quan Reddick 1-0; Jarvis York 1-0; Trent Dunne 0-1; De'Koven Ware 0-1; Justin Evans 0-1; Latrell Peterson 0-1; D'Quan Bates 0-1; Marquis Coston 0-1. Shorter University-Jeveris Jones 6-5; Zach Butts 7-3; Jordan Shaw 7-2; Howard Stephens 3-2; S. Bryant 1-4; Wesley Clay 4-0; Willy Dorcin 3-0; Trevaris Horton 3-0; Justin Wiley 1-1; Nigel Edwards 1-1; Luke Wilson 1-0; E. Fillmore 1-0; Greg Carswell 1-0; John Jarrard 1-0; Bruce Clark 1-0; Clayton Swint 0-1; Freddie Hart 0-1; Kartz Carr 0-1; D. Henfield 0-1.



**JORECO BECKWITH**  
 7 | LB | Winnsboro, Louisiana

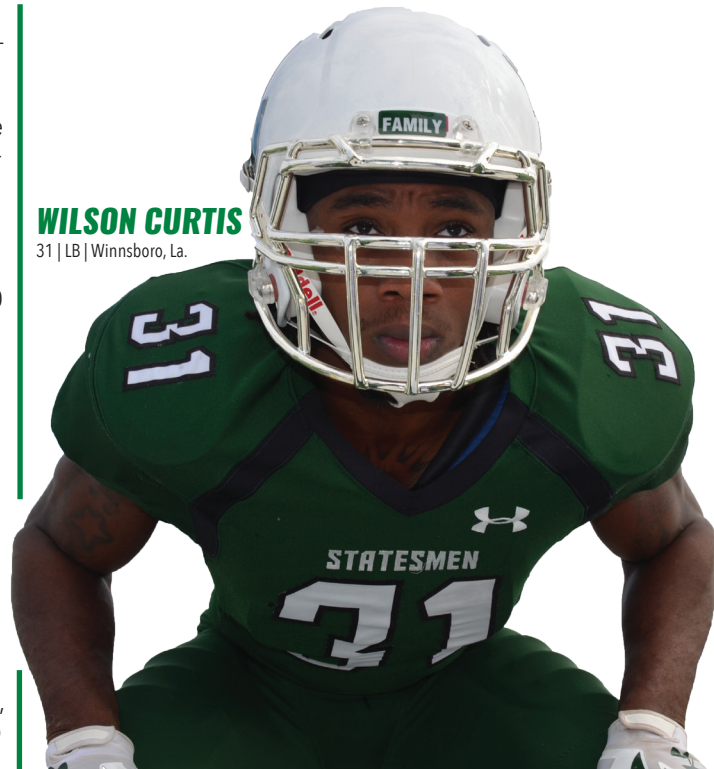
**INSIDE THE SERIES: SHORTER**

# NEWS, NOTES & STORYLINES

- **PIG PICKIN' SET FOR THIS WEEKEND:** Thirty years ago, Mr. Hugh Ellis Walker, along with the rest of the Alumni-Foundation staff, hosted the very first **Pig Pickin'** at Delta State University. The event was created to celebrate the first home football game of the season. Since then, it has grown into one of the most popular events on campus. Each year, hundreds of Alumni and friends flood back to campus to tailgate, enjoy the live entertainment, watch a little football, and most importantly, sample some of the finest BBQ ever served. To purchase tickets, visit [DSUpigpickin.com](http://DSUpigpickin.com) today!
- **DUB-C SHINES AT UWG:** Senior linebacker **Wilson Curtis** turned in one his best performances as a Statesman last week at West Georgia, recording seven tackles, 1.0 tackles-for-loss, blocked a PAT and intercepted a pass. The Winnsboro, La., native has made 117 career stops in 35 games, with 26.0 tackles-for-loss and 6.5 sacks.
- **FOUR HORSEMEN:** Junior **Chris Robinson** and seniors **D'Juan Bellaire**, **Justin McArthur**, and **Tim Foy** are powering a Statesman ground game averaging 162.3 yards per game and 3.3 touchdowns. Robinson enters the week leading the GSC in rushing touchdowns (6), while ranking second in rushing yards per game (101.3). Bellaire has rushed for 114 yards a pair of scores, while McArthur is fourth on the team with eight receptions and averages 4.5 yards per carry. Foy, arguably DSU's best blocking back, has added two touchdowns.
- **BUILDING THEIR RESUMES:** Sophomore safety **De'Quan Bates** and sophomore linebacker **Chandler Ector** are putting their stamp on the Statesman defense. Bates is currently leading the team with 18 tackles, while Ector is second with 15 stops and three pass break-ups.
- **SULLIVAN CLIMBING CHARTS:** Senior quarterback **Tyler Sullivan** moved into second place in the career total offense chart, passing **Micah Davis** (8,238/29 games), with **8,324 yards**. Sullivan has thrown for 7,876 yards and rushed for 448 more in 28 career games for the Statesmen. **Scott Eyster** (2003-2006) holds the school-record with 14,342 yards. Sullivan, a native of Louisville, Miss., needs 10 yards passing to move into second place on the career passing chart and 24 completions to slide into second place.
- **MR. DO-IT-ALL:** Junior **Cody Mills** has found himself in an odd spot this fall, as the Oxford, Miss., native is handling all of DSU's kicking assignments. Mills is 3-for-3 on field goals attempts, while averaging a GSC-leading 41.6 yards per punt. He has also kicked-off 17 times for an average of 55.3 yards per kick.
- **WELCOME TO THE BIG STAGE:** Freshman defensive end **Zane Samuel** made an immediate impact on his first collegiate play, blocking Jordan Ikner's punt attempt and returning it 16 yards for a touchdown in last Saturday's contest at No. 3 West Georgia. Samuel's blocked punt for a touchdown was the first since Ken Gray accomplished the feat versus Concordia in 2014.
- **GREEN ZONE EFFICIENCY:** Delta State is **13-for-13** inside the "Green Zone" this season in scoring situations. In fact, the Statesmen have scored 10 touchdowns and converted three field goals inside the opposition's 25-yard line.
- **LEADING AT THE HALF:** Delta State is **17-0** under head coach Todd Cooley when leading at half-time. The Statesmen are 5-8 when trailing and 0-2 when tied at the half.
- **RACE TO 30:** The Statesmen are **21-4** all-time when scoring 30 or more points against an opponent under head coach Todd Cooley.
- **PICKED FOURTH:** Delta State enters the season picked to finish **fourth** in the **Gulf South Conference** race. The Statesmen received 46 poll points to finish behind preseason favorite and defending champion **West Georgia** (62). 2015 co-champion **North Alabama** finished second, while **Florida Tech** earned its highest-ever ranking, claiming the final two first-place votes en route to 48 points. Delta State finished a close fourth-place with 46 points, followed by **Valdosta State** (40) and **West Alabama** (26).
- **STATESMEN PLACE FOUR ON PRESEASON ALL-GSC TEAM:** Led by Harlon Hill Trophy candidate quarterback **Tyler Sullivan**, the Statesmen placed four student-athletes on the Preseason All-GSC Team. Defensive end **Erin Brown**, linebacker **Jamel Dennis** and punter **Cody Mills** joined Sullivan on the squad selected by a vote of league's head coaches.

## WILSON CURTIS

31 | LB | Winnsboro, La.



### STATESMEN RECORD WHEN

STATESMEN RECORD WHEN	2016	UNDER COOLEY
At Home	1-1	13-6
On The Road	0-1	10-5
Neutral Site Game	-	0-1
vs. GSC	0-1	12-9
vs. Non Conference	1-1	11-2
vs. In State Opponents	-	2-0
In August	-	0-0
In September	1-2	11-3
In October	-	6-6
In November	-	6-3
In December	-	0-0
On Television	-	6-4
Afternoon Games	0-1	9-7
Night Games	1-1	14-5
Decided by 7 pts or less	-	5-3
Scoring First	1-1	16-7
Opponent Scores First	0-1	7-6
Leading at Half	1-0	18-0
Trailing at Half	0-2	5-10
Tied at Half	-	0-2
Leading after 3 quarters	1-0	21-3
Trailing after 3 quarters	0-1	1-8
Tied After 3 quarters	-	1-0
In overtime	-	0-1
Scoring 30 + points	1-0	21-4
Scoring 20-29 points	0-2	2-4
Scoring 0-19 points	-	0-4
Allowing 30 + points	0-2	6-10
Allowing 20-29 points	1-0	6-2
Allowing 0-19 points	-	11-0
Outrushing Opponents	1-0	14-1
Getting Outrushed	0-2	9-11
Passing for more yards	1-1	23-9
Passing for fewer yards	0-1	1-2
Outgaining Opponent	1-0	22-5
Getting Outgained	0-2	1-7
Winning TOP	1-1	8-2
Losing TOP	0-1	15-10
Scoring a Def./STTD	0-1	10-4
Allowing a Def./STTD	0-1	8-7
Fewer Penalty Yards	0-1	10-9
More Penalty Yards	1-0	13-2
Winning Turnover Battle	0-1	15-2
Losing Turnover Battle	0-1	6-7
Equal In Turnovers	1-0	2-3



**PROTECTED BY UNDER ARMOUR:** The Delta State University Athletics and the Statesman football program signed a new apparel deal with Under Armour in the summer of 2014. Statesman football has 16 different uniform combinations with two helmets to choose from each week on the gridiron. DSU debuted a new uniform combination called the "Heritage Edition" in a 27-3 victory over Mississippi College in regular season finale in 2014. The uniforms, all of which have nicknames given to them by the players, have become synonymous with the success of the program. The "Heritage Edition" or "Iced Out" all white uniform combination is undefeated. DSU added a gray jersey this fall and it's yet to receive a nickname.

# INSIDE THE GULF SOUTH CONFERENCE

TEAM	Conference		Overall		STRK
	W-L	PCT.	W-L	PCT.	
Florida Tech	2-0	1.000	3-0	1.000	W3
West Georgia	1-0	1.000	3-0	1.000	W3
North Alabama	1-0	1.000	1-1	0.500	W1
West Alabama	1-0	1.000	1-2	0.333	W1
West Florida	0-0	0.000	2-1	0.667	L1
Valdosta State	0-1	0.000	1-1	0.500	L1
<b>DELTA STATE</b>	<b>0-1</b>	<b>0.000</b>	<b>1-2</b>	<b>0.333</b>	<b>L2</b>
Mississippi College	0-2	0.000	1-2	0.333	L2
Shorter	0-1	0.000	0-3	0.000	L3

**SATURDAY, SEPT. 24**

**Shorter @ Delta State** 6 p.m.

North Alabama @ West Alabama 6 p.m.

Cumberland @ Mississippi College 7 p.m.

West Florida @ Valdosta State 7 p.m.

Florida Tech @ Presbyterian 7 p.m.

West Georgia @ Albany State 7 p.m.

**THURSDAY, SEPT. 29**

**Mississippi College @ Delta State** 6 p.m. GSC-TV

West Alabama @ Shorter 6 p.m.

**SATURDAY, OCT. 1**

Kentucky State @ Valdosta State 2 p.m.

West Georgia @ North Alabama 6 p.m.

Florida Tech @ West Florida 6 p.m.



# GULF SOUTH CONFERENCE WEEKLY HONORS

**GSC OFFENSIVE PLAYER OF THE WEEK**

Sept. 3	RB   Chris Robinson, Delta State
Sept. 10	QB   Kaleb Nobles, West Florida
Sept. 17	WE   Anas Hasic, West Florida
Sept. 24	
Oct. 1	
Oct. 8	
Oct. 15	
Oct. 22	
Oct. 29	
Nov. 5	
Nov. 12	

**GSC DEFENSIVE PLAYER OF THE WEEK**

Sept. 3	LB   Donte Robinson, Valdosta State
Sept. 10	DL   Adonis Davis, Florida Tech
Sept. 17	DE   Dylan Donahue, West Georgia
Sept. 24	
Oct. 1	
Oct. 8	
Oct. 15	
Oct. 22	
Oct. 29	
Nov. 5	
Nov. 12	

**GSC SPECIAL TEAMS PLAYER OF THE WEEK**

Sept. 3	P   Thomas Boone, Delta State
Sept. 10	K   Austin Peffers, West Florida
Sept. 17	BT   Marcus Sayles, West Georgia
Sept. 24	
Oct. 1	
Oct. 8	
Oct. 15	
Oct. 22	
Oct. 29	
Nov. 5	
Nov. 12	

**GSC FRESHMAN OF THE WEEK**

Sept. 3	RB   Tim Bellinger, West Florida
Sept. 10	QB   Tyler Pullum, Shorter
Sept. 17	LB   Jordan Jones, West Alabama
Sept. 24	
Oct. 1	
Oct. 8	
Oct. 15	
Oct. 22	
Oct. 29	
Nov. 5	
Nov. 12	

# NCAA DII NATIONAL RANKINGS

**AMERICAN FOOTBALL COACHES ASSOCIATION TOP 25** (As of September 19, 2016)

#	SCHOOL (1ST VOTES)	W-L	PTS.	PREV.
1.	Northwest Missouri St. (30)	3-0	750	1
2.	Grand Valley St. (Mich.)	3-0	713	2
3.	West Georgia	3-0	687	3
4.	Shepherd (W.Va.)	3-0	655	4
5.	Ashland (Ohio)	3-0	627	5
6.	Texas A&M-Commerce	2-0	566	7
7.	Ferris St. (Mich.)	3-0	550	6
8.	Henderson St. (Ark.)	3-0	539	8
9.	Indiana (Pa.)	2-0	493	9
10.	Slippery Rock (Pa.)	3-0	476	11
11.	Midwestern St. (Texas)	2-0	426	12
12.	Tuskegee (Ala.)	3-0	386	13
13.	Central Missouri	3-0	376	14
14.	Sioux Falls (S.D.)	3-0	333	15
15.	Azusa Pacific (Calif.)	3-0	309	16
16.	Augustana (S.D.)	3-0	268	18
17.	Assumption (Mass.)	3-0	256	17
18.	Colorado Mesa	3-0	255	23
19t.	Florida Tech	3-0	233	19
19t.	North Alabama	1-1	233	20
21.	Minnesota St.	2-1	135	21
22.	Bemidji St. (Minn.)	3-0	126	24
23.	Colorado School of Mines	2-1	125	10
24.	Humboldt St. (Calif.)	2-1	71	25
25.	Harding (Ark.)	3-0	49	NR

**D2FOOTBALL.COM TOP 25 MEDIA POLL** (As of September 20, 2016)

#	TEAM	RECORD	LW
1.	Northwest Missouri	1-0	1
2.	West Georgia	1-0	2
3.	Grand Valley	1-0	3
4.	Minnesota State	1-0	5
5.	Ashland	1-0	7
6.	Shepherd	1-0	6
7.	Ferris State	1-0	9
8.	Central Missouri	1-0	10
9.	North Alabama	0-1	8
10.	Humboldt State	1-0	14
11.	Midwestern State	1-0	11
12.	Colorado Mines	1-0	21
13.	Henderson State	1-0	16
14.	IUP	0-0	15
15.	Slippery Rock	1-0	17
16.	Texas A&M-Commerce	0-0	18
17.	Tuskegee	1-0	19
18.	Sioux Falls	1-0	20
19.	Augustana	1-0	22
20.	CSU-Pueblo	0-1	4
21.	Valdosta State	1-0	23
22.	Emporia State	0-1	12
23.	Minnesota Duluth	0-1	13
24.	Assumption	1-0	NR
25.	West Chester	1-0	NR

**STATESMEN IN THE RANKINGS**

DATE	AFCA	D2FB	NCAA SR2
Preseason	RV	-	-
Sept. 3	RV	-	-
Sept. 10	RV	-	-
Sept. 17	-	-	-
Sept. 24	-	-	-
Oct. 1	-	-	-
Oct. 8	-	-	-
Oct. 15	-	-	-
Oct. 22	-	-	-
Oct. 29	-	-	-
Nov. 5	-	-	-
Nov. 12	-	-	-
Final	-	-	-



# TODD COOLEY

Head Coach | 4th Year (23-12)  
Arkansas Tech (1999)

@CoachToddCooley

- ▶ Todd Cooley will be entering his fourth season as head coach of the Delta State University Statesmen football program. Cooley became the 19th coach in program history on Friday, Jan. 25, 2012. In his three seasons as head coach of the Statesmen, Cooley is 23-12 overall and 12-9 against the Gulf South Conference.
- ▶ With expectations riding high entering the 2015 season, the Statesmen raced out of the gate to a 4-0 record and No. 5 national ranking. Unfortunately, the ride would be short-lived, as injuries began to mount and derailed a title run for DSU. The Statesmen finished the year 6-5 overall and 2-5 in GSC play.
- ▶ In 2014, Cooley led the Statesmen to their seventh GSC title and eighth appearance in the NCAA Division II Football Championship Playoff. For his efforts, Cooley was named GSC co-Coach of the Year for a second time.
- ▶ Statesmen head coach Todd Cooley tied former Steve Campbell for the second fastest coach to accumulate 20 victories, accomplishing the feat in 25 games. Cooley led DSU to a 7-3 mark in 2013 during his first season and followed up that performance with a 9-2 record in 2014 and a share of the GSC title. The Nashville, Arkansas, native started out the season 4-0 to get his 20th win in a 40-0 victory over Albany State at Parker Field-McCool Stadium (Sept. 26, 2015).
- ▶ In his first campaign as head coach, Cooley guided the Statesmen to a 7-3 overall record and a second place finish in the Gulf South Conference. Inheriting a team that went 3-7 the year before, the high-energy Cooley built a cohesive family atmosphere in less than nine months. That energy helped feed a program's turnaround in just one season.
- ▶ For his efforts, Cooley was named Gulf South Conference Coach of the Year by his peers in the league. In all, 11 Statesmen were named to the All-GSC squad, including GSC Freshman of the Year Tyler Sullivan, who quarterbacked DSU to a 4-1 mark as a starter.
- ▶ DSU averaged 40.0 points per game offensively, while averaging 472.2 yards per game. The Statesmen pulled off three victories over nationally ranked opponents after defeating No. 21 North Alabama 37-34, No. 14 Tarleton State 38-36 and No. 24 Valdosta State 63-55.
- ▶ Known as one of the top offensive coordinators in the country, Cooley brought his high-octane system to Delta State after serving as the offensive coordinator at Northwestern Louisiana (2009-2012), Central Arkansas (2005-2008) and Arkansas Tech (2004).
- ▶ In three years running the NSU offense, Cooley's established the Demons as one of the top units in the Southland Conference. The 2012 season saw Brad Henderson finish the season ranked seventh in the SLC with 181-of-330 passes completed for 1,874 yards with 14 touchdowns and only four interceptions. The Demons averaged 24.1 points per game and ranked fifth in the league in scoring.
- ▶ Cooley's explosive offenses at Central Arkansas lit up scoreboards around the Southland Conference in 2007-08 and during his four seasons with the Bears as offensive coordinator and quarterback coach. In that time (2005-08), UCA posted an overall 35-13 record, including an 11-3 SLC mark in the Bears' first two years (2007-08) as an NCAA Division I FCS member.
- ▶ Born September 7, 1975, Cooley is married to the former Lisa Gatlin of Conway, Ark. He is the son of Lynne and the late Don Cooley of Nashville, Ark.

## COOLEY YEAR-BY-YEAR

YEAR	SCHOOL	POS	RECORD	CONF.	NOTES
1998	Arkansas Tech	RB	5-5	4-5	
1999	Arkansas Tech	RB	9-3	8-1	GSC Champions
2000	NE Oklahoma State	QB	9-2	7-1	Lone Star Champs
2001	Ouachita Baptist	QB	3-7	1-8	
2002	Ouachita Baptist	QB	5-5	5-4	
2003	Ouachita Baptist	QB	5-5	4-5	
2004	Arkansas Tech	OC/QB	8-3	6-3	NCAA DIII Playoffs
2005	Central Arkansas	OC/QB	11-3	8-1	GSC Champions
2006	Central Arkansas	OC/QB	8-3	0-0	
2007	Central Arkansas	OC/QB	6-5	5-2	
2008	Central Arkansas	OC/QB	10-2	6-1	Southland Champs
2009	Northwestern (La.) State	OC/QB	0-11	0-7	
2010	Northwestern (La.) State	OC/QB	5-6	4-3	
2011	Northwestern (La.) State	OC/QB	5-6	3-4	
2012	Northwestern (La.) State	OC/QB	4-7	2-5	
2013	Delta State	Head Coach	7-3	4-2	GSC COY
2014	Delta State	Head Coach	9-2	6-1	co-GSC Champs/COY
2015	Delta State	Head Coach	6-5	2-5	
<b>2016</b>	<b>Delta State</b>	<b>Head Coach</b>	<b>1-2</b>	<b>0-1</b>	
<b>HC Totals (4th season)</b>			<b>23-12</b>	<b>12-9</b>	

## MEET THE STAFF




**JOEL WILLIAMS**  
Off. Coordinator/OL  
Miss. College (1981)  
Fourth Year



**RALEIGH JACKSON**  
Def. Coordinator/LB  
The Citadel (2004)  
First Year




**KELVIN GREEN**  
Defensive Live  
Clemson (2009)  
Fourth Year




**JONATHAN FLETCHER**  
Running Backs/TEs  
Knox (2011)  
Fourth Year




**TYLER HASTY**  
Wide Receivers  
Guilford (2011)  
Third Year




**NICK POPIEL**  
Safeties/Recruiting  
Georgia Co. (2011)  
Third Year



**TRAVIS CHAMPION**  
Quarterbacks  
Delta State (2014)  
Second Year



**JORDAN MARTIN**  
Offensive Line  
Delta State (2016)  
Second Year



**ZACH MULLER**  
Strong Safeties  
Wofford (2015)  
First Year



**JOINER STEWART**  
Asst. Defensive Line  
Millsaps (2014)  
Second Year



**PATRICK BETHLEY**  
Corners  
Delta State (2016)  
First Year



**DAVID PRYOR**  
Asst. A.D./Sports Medicine  
Slippery Rock (2006)  
Second Year

## THE COOLEY FILE

■ Career Record (4th season): 22-10 (.688)



» Birthdate:	September 7, 1975
» Years Coached:	Fourth
» Alma Mater:	Arkansas Tech, 1997 (English)
» Record at Delta State:	23-12 (4th season)
» Gulf South Conference Record:	12-9 (4th season)
» NCAA Postseason Record:	0-1 (.000)
» Hometown:	Nashville, Arkansas
» Family:	Wife, Lisa (Gatlin) Cooley

## COOLEY VERSUS ALL OPPONENTS

Albany State	1-0
Central State (Ohio)	1-0
Concordia (Ala.)	2-0
Florida Tech	2-1
Fort Valley State	2-0
Kentucky Wesleyan	2-0
Mississippi College	2-0
Mississippi Valley State	1-0
North Alabama	2-1
Shorter	3-0
Tarleton State	1-0
Texas A&M-Commerce	1-2
Valdosta State	2-1
West Alabama	1-2
West Georgia	0-5



**PARKER FIELD @ McCOOL STADIUM**

- ▶ One of the Gulf South Conference's oldest and most historic venues, Travis E. Parker Field at Horace L. McCool Stadium has served as the home of the Statesmen since it opened in 1970. Delta State has enjoyed tremendous success at Parker-McCool under its last four coaches, posting an impressive 58-17 record.
- ▶ Formerly known as Delta Field and Travis E. Parker Field, the 8,500 seat stadium was completed in time for the 1970 season. In 1984, the field was renamed to honor former Mississippi Institutions of Higher Learning Board of Trustees member, Travis E. Parker, a tireless supporter of Delta State University and the Delta area communities.
- ▶ In 2007, DSU honored long-time coach and administrator Horace McCool by naming the stadium in his honor. McCool was 76-48-3 in 14 seasons as head coach of the Statesmen and was instrumental in running the Department of Athletics as Director of Athletics. During his time as AD, McCool helped revive the Lady Statesmen basketball program, which blossomed into a national power under the legendary Margaret Wade.
- ▶ The current facility replaced the "old" Delta Field, which is located between Sillers Coliseum and the Hugh Ellis Walker Alumni-Foundation House on the Delta State campus. The Statesmen have enjoyed a 247-125-15 mark at home.
- ▶ The two-level press facility includes booths for radio, film, coaches, and working press, as well as a snack kitchen and restroom. The press box is completely enclosed, with the exception of the second-level film deck, and is climate controlled for year-round comfort and convenience.
- ▶ Parker-McCool has gone through several recent renovations, including the installation of artificial turf in the summer of 2014, a press box revitalization project in May of 2013, and the addition of a new scoreboard/video board in the fall of 2008. Past additions have included the chairback seats in 1993 and the creation of a picnic area in the southwest corner of Parker Field in 2001.
- ▶ In the summer of 2014, Delta State began construction on a new visitor's concession stand and bathroom on the southeast corner of Parker-McCool.
- ▶ In his first season as head coach of the Statesmen, coach Todd Cooley led Delta State to a perfect 4-0 record at Parker-McCool. The Nashville, Arkansas native is the first head coach since Ron Roberts to go undefeated at home in his first season at DSU.
- ▶ Delta State has an 8-2 (.800) record in NCAA Division II postseason play. The Statesmen have won their last four playoff games at Parker-McCool.
- ▶ The Statesmen went 2-0 at Parker-McCool in the 2000 NCAA playoffs en route to the national championship. DSU defeated Valdosta State (49-12) and North Dakota State (34-16) at home with road wins over Catawba (20-14) and Bloomsburg (63-34) in the NCAA title game.
- ▶ Trevar Deed set a DSU postseason record with 16 receptions for 203 yards and four touchdowns in a 55-34 loss to North Alabama in the second round of the 2008 NCAA Division II playoffs at Parker-McCool.
- ▶ In DSU's 45-7 victory over Shaw University in the first round of the 2007 NCAA playoffs, senior linebacker and Harlon Hill finalist Michael Eubanks set a new NCAA DII single-game sack record with five versus the Hawks.

**PARKER FIELD RECORD CROWDS**

OPPONENT	DATE	ATTENDANCE	RESULT
North Alabama	9-18-04	9,023	W, 28-21
North Alabama	9-22-12	8,943	L, 12-20
Central State	9-27-14	8,765	W, 72-8
<b>KY Wesleyan</b>	<b>9-19-15</b>	<b>8,551</b>	<b>W, 51-18</b>
West Alabama	11-5-11	8,522	W, 36-34
Florida Tech	9-28-13	8,012	W, 52-31
Ouachita Baptist	10-1-11	7,755	W, 45-14
Mississippi Valley St.	9-8-01	7,635	W, 25-3
Henderson State	9-25-10	7,333	W, 41-37
SE Louisiana (HC)	11-8-75	7,300	W, 19-10
Troy State	10-15-88	7,300	W, 24-21
Valdosta State	11-2-13	7,213	W, 63-55
Arkansas Tech	10-6-07	7,264	W, 43-14
Ouachita Baptist	9-27-08	7,249	W, 35-17
West Georgia	10-27-07	7,241	W, 41-9
Henderson State	9-15-07	7,125	W, 9-7
Arkansas Tech	11-1-08	7,123	W, 48-14
Harding	10-16-10	7,102	L, 38-35
North Alabama	10-21-06	7,098	L, 10-17
Mississippi College	10-11-75	7,000	W, 24-0



**Travis E. Parker**  
Delta native, IHL trustee



**Horace L. McCool**  
Fmr. HC & A.D.



**STATESMEN AT PARKER-McCOOL**

▶ Since 2001, DSU has 17 games of 7,000+ at home

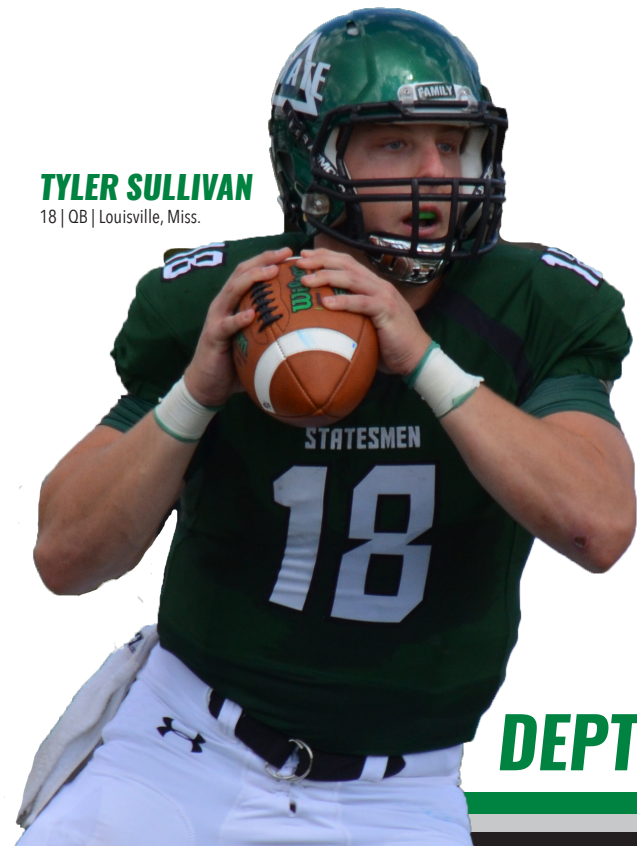
YEAR	W	L	T	NOTES
1970	3	1	1	
1971	2	2	0	
1972	4	1	0	
1973	4	2	0	
1974	5	0	0	
1975	2	2	0	
1976	2	2	1	
1977	2	3	0	
1978	3	2	0	
1979	2	3	0	
1980	3	3	0	
1981	1	3	0	
1982	3	3	0	
1983	2	2	0	
1984	3	1	1	
1985	3	2	1	
1986	2	2	1	
1987	3	2	0	
1988	2	2	1	
1989	3	1	0	
1990	2	2	0	
1991	2	3	0	
1992	1	2	1	
1993	2	3	0	
1994	3	1	1	
1995	3	2	0	
1996	3	1	0	
1997	0	5	0	
1998	4	0	0	0-1 NCAA Playoffs
1999	3	1	0	
2000	6	0	0	2-0 NCAA Playoffs
2001	3	3	0	
2002	3	1	0	
2003	4	2	0	
2004	3	1	0	
2005	4	1	0	
2006	5	1	0	
2007	4	0	0	
2008	6	1	0	1-1 NCAA Playoffs
2009	4	0	0	
2010	6	2	0	2-0 NCAA Playoffs
2011	7	0	0	2-0 NCAA Playoffs
2012	1	4	0	
2013	4	0	0	
2014	5	1	0	0-1 NCAA Playoffs
2015	3	4	0	
<b>2016</b>	<b>1</b>	<b>1</b>	<b>0</b>	
<b>Overall</b>	<b>146</b>	<b>81</b>	<b>8</b>	<b>8-3   NCAA playoffs</b>

**NCAA PLAYOFF GAMES AT PARKER-McCOOL**

YEAR	OPPONENT	RESULT	SCORE
1998	Fort Valley State (1st)	L	14-21
2000	Valdosta State (1st)	W	49-12
2000	North Dakota State (Semis.)	W	34-16
2007	Shaw (1st)	W	45-7
2008	Tusculum (2nd)	W	27-19
2008	North Alabama (Qtrs.)	L	34-55
2010	North Alabama (1st)	W	47-24
2010	Shepherd (Semis.)	W	29-17
2011	North Alabama (2nd)	W	42-14
2011	North Greenville (Qtrs.)	W	28-23
2014	West Georgia (2nd)	L	27-37
<b>Total Games (11)</b>		<b>8-3</b>	

OFFENSE

<b>QB</b>	<b>18 Tyler Sullivan</b> 16 Jabe Burgess	<b>6-3 225</b> 6-2 220	<b>Sr.-3L</b> So.-Tr.	<b>Louisville, Miss./NW Miss. CC</b> Greenwood, Ark./Tulsa
<b>FB</b>	<b>2 Chris Robinson</b> 22 D'Juan Bellaire	<b>5-9 193</b> 5-6 175	<b>Jr.-Tr.</b> Sr.-3L	<b>Bude, Miss./Gulf Coast (Miss.)</b> Sacramento, Calif./Center HS
<b>H</b>	<b>36 Bryant McDuffie</b> 45 Shawn Sanks	<b>6-3 240</b> 6-0 280	<b>Jr.-Tr.</b> Jr.-2L	<b>Petal, Miss./Hinds CC</b> Foley, Ala./Foley HS
<b>LT</b>	<b>77 George Roberts</b> 62 Payton Hollis	<b>6-7 339</b> 6-3 260	<b>Jr.-Tr.</b> So.-1L	<b>Lithonia, Ga./Trinity Valley CC</b> Bastrop, La./Bastrop HS
<b>LG</b>	<b>63 Dekendrick Johnson</b> 74 Thomas Head	<b>6-1 325</b> 6-4 320	<b>Sr.-1L</b> So.-1L	<b>Winnsboro, La./SW Miss. CC</b> Lilburn, Ga./Hebron Christian Acd.
<b>C</b>	<b>71 Jesse Smithson</b> 69 Jackson Hanson	<b>6-3 310</b> 6-1 280	<b>Sr.-3L</b> So.-1L	<b>Spring Hill, Tenn./Spring Hill HS</b> Enterprise, Ala./Enterprise HS
<b>RG</b>	<b>72 R.J. Hulse</b> 76 Innis Claud, V	<b>6-7 360</b> 6-1 290	<b>Jr.-2L</b> Fr.	<b>Foley, Ala./Foley HS</b> Albany, Ga./Buford HS
<b>RT</b>	<b>79 Derrick McClelland</b> 58 Chris Jones	<b>6-7 300</b> 6-6 255	<b>Jr.-Tr.</b> So.-1L	<b>Meridian, Miss./Copiah-Lincoln CC</b> Decatur, Ga./Columbia HS
<b>Z</b>	<b>9 K'Shun Evans</b> 17 Josh Pinkston	<b>6-4 195</b> 6-2 198	<b>Sr.-1L</b> Sr.-3L	<b>Raleigh, Miss./Coahoma CC</b> Forest, Miss./Ole Miss
<b>Y</b>	<b>6 LeDarion Peterson</b> 84 Marquis Carter	<b>5-11 195</b> 6-2 185	<b>Jr.-Tr.</b> Fr.	<b>Woodville, Miss./SW Miss. CC</b> Wadley, Ga./Jefferson County HS
<b>R</b>	<b>20 Chris Cooley</b> 87 Michael Carr	<b>5-11 180</b> 6-1 209	<b>Sr.-Tr.</b> Jr.-Tr.	<b>Sandy Hook, Miss./Southern Miss</b> West Point, Miss./Mississippi State
<b>K</b>	<b>10 Alex Pina-Rhoden</b> 80 Leon Green	<b>6-2 195</b> 6-3 185	<b>Jr.-Tr.</b> Fr.	<b>Dallas, Texas/Trinity Valley CC</b> Cleveland, Miss./Eastside HS



**TYLER SULLIVAN**  
18 | QB | Louisville, Miss.

DEFENSE

<b>E</b>	<b>49 Cole Baker</b> 11 Latrell Peterson	<b>6-3 245</b> 6-2 235	<b>Fr.</b> Sr.-3L	<b>Clay, Ala./Clay-Chalkville HS</b> Covington, La./Covington HS
<b>T</b>	<b>90 Demarcus Glover</b> 54 Jeterrian Wren	<b>6-4 270</b> 6-0 262	<b>Jr.-Tr.</b> Sr.-1L	<b>Pensacola, Fla./Western Kentucky</b> Shelby, Miss./Broadstreet HS
<b>N</b>	<b>95 Brandon Gaddy</b> 53 DeQuin Andrews	<b>6-1 290</b> 6-3 295	<b>Jr.-Tr.</b> Jr.-Tr.	<b>Jackson, Miss./Hinds CC</b> Farmerville, La./Coahoma CC
<b>B</b>	<b>15 Erin Brown</b> 43 Javon Bradford	<b>6-3 255</b> 5-11 240	<b>Sr.-1L</b> Sr.-1L	<b>Monroe, La./Hinds CC</b> Los Angeles, Calif./Pasadena CC
<b>W</b>	<b>52 Chandler Ector</b> 30 Daniel Johnson	<b>5-10 190</b> 6-1 225	<b>So.-1L</b> Jr.-Tr.	<b>Decatur, Ga./Cedar Grove HS</b> Senatobia, Miss./Itawamba CC
<b>M</b>	<b>33 Jamel Dennis</b> 44 Landry Tullo	<b>5-11 230</b> 6-1 225	<b>Sr.-1L</b> Jr.-2L	<b>Oxford, Miss./NE Miss. CC</b> Hoover, Ala./Hoover HS
<b>S</b>	<b>31 Wilson Curtis</b> 7 Joreco Beckwith	<b>6-2 200</b> 6-0 205	<b>Sr.-3L</b> Sr.-3L	<b>Winnsboro, La./Franklin Parish</b> Winnsboro, La./Franklin Parish
<b>C</b>	<b>3 Romelo Wilson</b> 38 Chris Pickett	<b>5-11 170</b> 6-0 170	<b>Sr.-3L</b> Fr.	<b>Ewa Berach, Hawaii/Campbell</b> Fort Walton Bch, Fla./Choctawhatchee
<b>R</b>	<b>5 Keith Flanigan</b> 26 Nick Houston	<b>6-0 200</b> 5-10 175	<b>Jr.-Tr.</b> Jr.-2L	<b>Atlanta, Ga./Tennessee Tech</b> Slidell, La./Northshore HS
<b>FS</b>	<b>27 Tyrell Brown</b> 13 De'Quan Reddick	<b>5-11 190</b> 6-0 205	<b>Jr.-Tr.</b> Sr.-1L	<b>College Park, Ga./App. State</b> Palmetto, Fla./New Mexico Military
<b>C</b>	<b>23 De'Monterius Kendrick</b> 12 Ken Hike, Jr.	<b>6-0 185</b> 6-1 170	<b>Sr.-1L</b> Fr.-Tr.	<b>Crystal Springs, Miss./Holmes CC</b> Atlanta, Ga./Tuskegee

SPECIAL TEAMS

<b>K</b>	<b>21 Cody Mills</b> 57 Jacob Hauenstein	<b>5-7 165</b> 6-3 188	<b>Jr.-2L</b> Jr.	<b>Oxford, Miss./Oxford HS</b> Laurel, Miss./West Jones HS
<b>P</b>	<b>21 Cody Mills</b> 48 Thomas Boone	<b>5-7 165</b> 5-11 180	<b>Jr.-2L</b> Jr.-Tr.	<b>Oxford, Miss./Oxford HS</b> Brandon, Miss./Hinds CC
<b>H</b>	<b>18 Tyler Sullivan</b> 16 Jabe Burgess	<b>6-3 225</b> 6-2 220	<b>Sr.-3L</b> So.-Tr.	<b>Louisville, Miss./NW Miss. CC</b> Greenwood, Ark./Tulsa
<b>LS</b>	<b>40 Austin Campbell</b> 48 Thomas Boone	<b>6-4 225</b> 5-11 180	<b>Sr.-3L</b> Jr.-Tr.	<b>Destin, Fla./Niceville HS</b> Brandon, Miss./Hinds CC
<b>KR</b>	<b>1 Kam Myers</b> 12 Ken Hike, Jr.	<b>5-8 175</b> 6-1 170	<b>Sr.-Tr.</b> Fr.-Tr.	<b>Charleston, Miss./Georgia State</b> Atlanta, Ga./Tuskegee
<b>PR</b>	<b>1 Kam Myers</b> 12 Ken Hike, Jr.	<b>5-8 175</b> 6-1 170	<b>Sr.-Tr.</b> Fr.-Tr.	<b>Charleston, Miss./Georgia State</b> Atlanta, Ga./Tuskegee

DEPTH CHART | SHORTER

## NUMERICAL ROSTER

#	NAME	POS	HGT	WGT	CLASS	LETTERS	HOMETOWN	PREVIOUS SCHOOL
1	Kam Myers	WR	5-8	175	Sr.	-	Charleston, Miss.	Georgia State University
2	Chris Robinson	RB	5-9	193	Jr.	-	Bude, Miss.	Mississippi Gulf Coast CC
3	Romelo Wilson	DB	5-11	170	Sr.	3	Ewa Beach, Hawaii	James Campbell HS
4	Casey Osborne	WR	6-3	205	Sr.	3	Flowery Branch, Ga.	Flowery Branch HS
5	Keith Flanigan	S	6-0	200	Jr.	-	Atlanta, Ga.	Tennessee Tech University
5	Germaine Williams	WR	6-2	170	Fr.	-	Bay Minette, Ala.	Baldwin County HS
6	Lloyd Cole	SS	6-0	190	Fr.	-	Bossier City, La.	Parkway HS
6	LaDarion Peterson	WR	5-11	195	Jr.	-	Woodville, Miss.	SW Mississippi CC
7	Joreco Beckwith	LB	6-0	205	Sr.	-	Winnsboro, La.	Franklin Parish HS
8	Decory McGee	CB	6-0	185	Jr.	-	Bolton, Miss.	Hinds Community College
9	K'Shun Evans	WR	6-4	195	Sr.	1	Raleigh, Miss.	Coahoma CC
10	Alex Pina-Rhoden	WR	6-2	195	Jr.	-	Dallas, Texas	Trinity Valley CC
11	Latrell Peterson	DL	6-2	235	R-Sr.	3	Covington, La.	Covington HS
12	Ken Hike, Jr.	CB	6-1	170	Rf.	-	Decatur, Ga.	Tuskegee University
13	De'Quan Reddick	DB	6-0	205	Sr.	1	Palmetto, Fla.	New Mexico Military
14	Collin Willis	QB	6-3	208	R-Jr.	-	Apple Valley, Calif.	San Bernardino Valley CC
15	Erin Brown	DL	6-3	255	Sr.	1	Monroe, La.	Hinds CC
15	Phildon Dublin	WR	6-0	180	Fr.	-	Helena, Ala.	Helena HS
16	Jabe Burgess	QB	6-2	220	So.	-	Greenwood, Ark.	University of Tulsa
17	Josh Pinkston	WR	6-2	198	Sr.	3	Forest, Miss.	University of Mississippi
18	Tyler Sullivan	QB	6-3	220	R-Sr.	3	Louisville, Miss.	Northwest Mississippi CC
19	Tyler Kitchings	QB	6-4	210	R-So.	1	Skene, Miss.	Bayou Academy
20	Chris Cooley	WR	5-11	180	Sr.	-	Sandy Hook, Miss.	University of Southern Mississippi
21	Cody Mills	K/P	5-7	165	Jr.	2	Oxford, Miss.	Oxford HS
22	D'Juan Bellaire	RB	5-6	175	Sr.	3	Sacramento, Calif.	Center HS
23	De'MonTerius Kendrick	DB	6-0	185	Sr.	1	Crystal Springs, Miss.	Holmes CC
24	Timothy Foy	RB	5-9	195	R-Sr.	3	Bessemer, Ala.	Hueytown HS
24	Johnquavious McBride	S	5-11	190	Sr.	-	Atlanta, Ga.	Missouri Southern State University
25	Devontae Wilson	S	5-11	180	Jr.	-	Vicksburg, Miss.	East Central CC
26	Nick Houston	DB	5-10	175	R-Jr.	3	Slidell, La.	Northshore HS
27	Tyrell Brown	CB	5-11	190	Jr.	-	College Park, Ga.	Appalachian State University
28	Justin McArthur	RB	5-8	200	Sr.	3	Hoover, Ala.	Hoover HS
28	Larriall Tyler, Jr.	DB	6-1	215	R-So.	1	Tunica, Miss.	Rosa Fort HS
29	C.J. Johnson	LB	6-2	225	Jr.	-	Moultrie, Ga.	SW Mississippi CC
30	Daniel Johnson	LB	6-1	225	Jr.	-	Senatobia, Miss.	Itawamba CC
31	Wilson Curtis	LB	6-2	200	Sr.	3	Winnsboro, La.	Franklin Parish HS
31	Maverick Harrison	RB	6-0	190	So.	1	Florence, Miss.	Simpson County Academy
32	Ryan Hudkins	LB	5-11	215	Fr.	-	Murrieta, Calif.	Vista Murrieta HS
32	Qay'Shon Thurman	WR	5-9	165	Fr.	-	Ruston, La.	Ruston HS
33	Jamel Dennis	LB	5-11	230	Sr.	1	Oxford, Miss.	Northeast Mississippi CC
34	Macarell Hikinbottom	LB	5-10	200	Sr.	1	Oxford, Miss.	Northeast Mississippi CC
34	William Hood	RB	6-1	218	Rf.	1	Shelby, Miss.	Bayou Academy
35	Jemarcus James	LB	6-1	220	Jr.	-	Jackson, Miss.	Hinds CC
36	Bryant McDuffie	TE	6-3	240	Jr.	-	Petal, Miss.	Hinds CC
37	Zach Linkous	TE	6-0	220	Fr.	-	Cleveland, Miss.	Cleveland HS
37	John Robinson	SS	6-0	190	Fr.	-	Bastrop, La.	Bastrop HS
38	Chris Pickett	DB	6-0	170	Fr.	-	Ft. Walton Beach, Fla.	Choctawatchee HS
39	Shane Pollan	TE	6-4	220	So.	-	Natchez, Miss.	Holmes CC
39	Keijne Thomas	LB	6-1	198	So.	1	Conyers, Ga.	Rockdale County HS
40	Austin Campbell	LS	6-4	225	Sr.	3	Destin, Fla.	Niceville HS
41	Eric Diamond	TE	6-2	245	Fr.	-	Madison, Miss.	St. Joseph's Catholic
41	James Walter	DB	5-8	165	R-So.	1	Ripley, Miss.	Ripley HS
42	Tyler Hood	RB	5-10	170	Jr.	-	Smithville, Miss.	Itawamba CC
42	Jeffrey Leonard	LB	6-0	220	R-Jr.	1	Miami, Fla.	Antelope Valley College
43	Javon Bradford	LB	5-11	240	Sr.	1	Los Angeles, Calif.	Pasadena CC
44	Landry Tullo	LB	6-1	220	R-Jr.	2	Hoover, Ala.	Hoover HS
45	Shawn Sanks	TE	6-0	280	Jr.	2	Foley, Ala.	Foley HS
46	Tyler Daniels	OL	6-1	265	Jr.	2	Hattiesburg, Miss.	Oak Grove HS
46	Cole Kelly	LB	6-1	205	Fr.	-	Independence, Miss.	Magnolia Heights HS
47	Kenrick Maxwell	LB	5-10	218	R-Jr.	1	Houston, Miss.	East Central CC
47	Devin Swanier	RB	5-8	195	R-So.	1	Pass Christian, Miss.	Pass Christian HS
48	Thomas Boone	LS	5-11	180	Jr.	-	Brandon, Miss.	Hinds CC
49	Cole Baker	DL	6-3	245	Fr.	-	Clay, Ala.	Clay Chalkville HS
50	Marquis Coston	LB	6-0	208	R-Sr.	3	Olive Branch, Miss.	Center Hill HS
51	Jerad Hunt	LB	6-0	230	R-Jr.	1	Cleveland, Miss.	Cleveland HS
52	Dustin Dye	LS	5-9	190	Fr.	-	Olive Branch, Miss.	Desoto Central HS
52	Chandler Ector	LB	5-10	190	R-So.	1	Decatur, Ga.	Cedar Grove HS
53	DeQuin Andrews	DE	6-3	295	R-Jr.	1	Farmerville, La.	Coahoma CC
54	Jaterrian Wren	DL	6-0	262	Sr.	1	Shelby, Miss.	Broad Street HS
55	Eric Sadler	DE	6-3	250	Jr.	-	Oklahoma City, Oklahoma	Northeast Oklahoma A&M CC
56	Zane Samuel	DE	6-3	210	Fr.	-	Tuscaloosa, Ala.	Paul Bryant HS
57	Jacob Hauenstein	K	6-3	205	Jr.	-	Laurel, Miss.	West Jones HS
58	Chris Jones	OL	6-6	245	R-So.	1	Decatur, Ga.	Columbia HS

## NUMERICAL ROSTER

#	NAME	POS	HGT	WGT	CLASS	LETTERS	HOMETOWN	PREVIOUS SCHOOL
59	Isaac Bails	DL	6-2	245	R-Jr.	1	Ripley, Miss.	Northeast Mississippi CC
60	Tionne McCray	OL	6-3	315	Jr.	-	Shaw, Miss.	Hinds CC
62	Payton Hollis	OL	6-3	260	So.	1	Bastrop, La.	Bastrop HS
63	Dekendrick Johnson	OL	6-1	325	Sr.	1	Winnsboro, La.	Southwest Mississippi CC
64	Dakota Roberts	OL	6-0	278	Fr.	-	Murietta, Calif.	Vista Murrieta HS
66	Davis Crosby	OL	6-3	280	Fr.	-	Magnolia Springs, Ala.	Foley HS
69	Jackson Hanson	OL	6-1	280	So.	1	Enterprise, Ala.	Enterprise HS
70	Noah Armstrong	OL	6-8	310	R-Jr.	1	Mobile, Ala.	University of South Alabama
71	Jesse Smithson	OL	6-5	310	R-Sr.	3	Springhill, Tenn.	Springhill HS
72	R.J. Hulse	OL	6-7	360	R-Jr.	2	Foley, Ala.	Foley HS
74	Thomas Head	OL	6-4	320	So.	1	Lilburn, Ga.	Hebron Christian Academy
75	John McNamara	OL	6-10	385	Rf.	1	St. Louis, Mo.	Lindbergh HS
76	Innis Claud V	OL	6-0	290	Fr.	-	Albany, Ga.	Buford HS
77	George Roberts	OL	6-7	339	Jr.	-	Lithonia, Ga.	Trinity Valley CC
79	Derrick McClelland	OL	6-7	300	Jr.	-	Meridian, Miss.	Copiah-Lincoln CC
80	Leon Green	WR	6-3	180	So.	1	Cleveland, Miss.	East Side HS
81	Benjamin Galbraith	WR	6-5	220	So.	1	Olive Branch, Miss.	Lewisburg HS
82	Curderion Hampton	WR	5-6	175	R-Jr.	1	Olive Branch, Miss.	Center Hill HS
83	Vince Sciorrotta	K	5-9	180	Sr.	3	Gainsville, Ga.	North Forsyth HS
84	Marquis Carter	WR	6-2	185	Fr.	-	Wadley, Ga.	Jefferson Co. HS
85	A'Darius Benson	WR	6-3	191	Jr.	-	Crystal Springs, Miss.	Holmes CC
86	Tyler Harrell	WR	6-3	205	R-So.	-	Calera, Ala.	Tennessee Tech University
87	Michael Carr	WR	6-1	209	R-Jr.	1	West Point, Miss.	Mississippi State University
88	Kam Williams	WR	6-1	172	Jr.	-	Bassfield, Miss.	SW Mississippi CC
89	Kevin Muzzi	WR	5-10	180	Sr.	-	Shaw, Miss.	Dartmouth University
89	Christian Underwood	K	5-10	190	Fr.	-	Conway, Ark.	Conway HS
90	Demarcus Glover	DL	6-4	270	Jr.	-	Pensacola, Fla.	Western Kentucky University
91	Laren Fairley	DL	5-11	270	Sr.	-	Beaumont, Miss.	Concordia College
92	Sifa Finau	DL	6-4	283	Jr.	3	Pensacola, Fla.	Pine Forest HS
95	Brandon Gaddy	DL	6-1	290	Jr.	-	Jackson, Miss.	Hinds CC
96	Micah Stallworth	DE	6-3	245	Fr.	-	Albertville, Ala.	Albertville HS
97	Lamar Fomby	DT	6-0	280	Fr.	-	Atlanta, Ga.	Hillgrove HS
98	Tommy Harris	DL	6-0	225	Jr.	-	Ruleville, Miss.	Coahoma CC
99	Scott Poindexter	DL	6-2	255	Fr.	-	Inverness, Miss.	Indianola Academy

## COACHING STAFF

NAME(ALMA MATER)	POSITION
Todd Cooley (Arkansas Tech, 1999)	Head Coach
Joel Williams (Mississippi College, 1981)	Offensive Coordinator
Raleigh Jackson (The Citadel, 2004)	Defensive Coordinator
Kelvin Green (Clemson, 2009)	Defensive Line
Jonathon Fletcher (Knox, 2011)	Running Backs/STC
Tyler Hasty (Guilford, 2011)	Wide Receivers
Nick Popiel (Georgia College, 2011)	Corners
Travis Champion (Delta State, 2014)	Quarterbacks
Zach Muller (Wofford, 2015)	Defensive Backs
Joiner Stewart (Millsaps, 2013)	DFO/Defensive Line
Jordan Martin (Delta State, 2014)	Offensive Line
Patrick Bethley (Delta State)	Safeties



## PRONUNCIATION GUIDE

NAME	PRONUNCIATION
ROMELO Wilson	ROW-mel-oh
JORECO Beckwith	JOR-ee-ko
DE'QUAN Reddick	Duh'QWAN
Devin SWANIER	Swan-yay
LARRIAL Tyler, Jr.	Luh-RAIL
KEIJNE Thomas	KEY-juh-Nae
Landry TULLO	Too-low
SIFA FINAU	See-fuh FIN-ow
R.J. HULSE	HULLs
Vince SCIORROTTA	Shur-OTT-ahh
INNIS Claud	In-ess Clawd
Zach LINKOUS	Link-US
TIONNE McCray	Tie-OWN

#DSUFAMILY

## RECORD VERSUS ALL OPPONENTS

SCHOOL	W	L	T	PF	PA
Abilene Christian University	0	1	0	28	34
Alabama, University of	0	1	0	0	89
Albany State University	2	0	0	68	7
Arkansas College	1	0	0	46	0
+Arkansas-Monticello	28	5	0	1057	441
Gulf South	13	2	0	516	239
Arkansas State	4	4	1	167	131
+Arkansas Tech	12	7	0	530	444
Gulf South	9	6	0	399	325
Austin Peay State	2	2	0	83	79
Belhaven College	1	0	0	55	18
Bethel College	6	4	1	226	86
Bloomburg (PA) University	1	0	0	63	34
Catawba	1	0	0	24	14
Centenary College	1	0	0	63	0
+Central Arkansas	5	11	1	326	402
Gulf South	2	6	0	156	225
Central State (Ohio)	1	0	0	72	8
Cleveland Independents	1	0	0	6	0
College of the Ozarks	1	0	0	47	0
Concordia-College	2	0	0	150	6
Cumberland University	2	1	0	84	48
East Central Oklahoma	2	0	0	43	19
Eastern Illinois	1	1	0	50	27
Elizabeth City State	3	0	0	71	38
Elon College	0	1	0	21	24
Evansville College	0	1	0	6	19
Florida State	0	1	0	0	32
<b>*Florida Tech</b>	<b>2</b>	<b>1</b>	<b>0</b>	<b>147</b>	<b>92</b>
<b>Gulf South</b>	<b>2</b>	<b>1</b>	<b>0</b>	<b>147</b>	<b>92</b>
Fort Benning (Ga.)	1	0	0	20	3
Fort Valley State	3	2	0	168	79
Freed-Hardeman (Tenn)	0	1	0	0	7
Grand Valley State	0	1	0	30	49
Greenville Independents	0	1	0	0	21
+Harding University	10	1	1	445	257
Gulf South	8	1	0	365	186
+Henderson State	20	4	1	705	402
Gulf South	12	3	1	438	274
Hendrix College	0	3	0	12	30
Hinds Junior College	2	0	0	28	7
Holmes Junior College	2	0	0	51	19
Illinois-Chicago Circle	1	0	0	84	0
Indianapolis	0	1	0	18	33
Jackson State	1	1	0	44	45
+Jacksonville State	8	22	1	537	732
Gulf South	2	18	1	344	588
<b>Kentucky Wesleyan</b>	<b>2</b>	<b>0</b>	<b>0</b>	<b>101</b>	<b>47</b>
Lambuth University	6	6	0	216	154
Liberty Baptist	2	0	0	47	21
Louisiana College	8	8	2	214	212
Louisiana Tech	0	3	0	7	80
Memphis Naval Air Station	1	0	0	75	6
Memphis (e)	4	9	1	98	195
Merchant Marine Academy	1	0	0	19	0
McNeese State	0	1	0	27	52
Middle Tennessee State	1	2	0	31	33
Millsaps College	5	10	0	136	280
Millsaps Freshmen	0	1	0	6	27
Minnesota-Duluth	0	1	0	17	20
<b>*Mississippi College</b>	<b>19</b>	<b>15</b>	<b>2</b>	<b>596</b>	<b>535</b>
<b>Gulf South</b>	<b>13</b>	<b>11</b>	<b>1</b>	<b>410</b>	<b>395</b>
Mississippi College "B"	0	0	1	0	0
Miss. College Freshmen	0	1	0	6	18
Mississippi Delta JC	5	4	1	112	115
Mississippi State	0	1	0	0	39
Mississippi Valley State	4	1	0	155	68
Murray State	3	3	2	97	123
+ Nicholls State	5	3	1	169	132
Gulf South	4	2	1	144	84
<b>*North Alabama</b>	<b>26</b>	<b>32</b>	<b>1</b>	<b>1185</b>	<b>1307</b>
<b>Gulf South</b>	<b>13</b>	<b>30</b>	<b>1</b>	<b>787</b>	<b>1023</b>
North Carolina Central	1	0	0	24	17

SCHOOL	W	L	T	PF	PA
North Dakota	0	1	0	19	28
North Dakota State	1	1	0	47	32
North Greenville	1	0	0	28	23
Northeast Louisiana	8	12	0	237	373
Northwest Junior College	10	1	0	405	38
+ Northwestern State	2	14	0	156	397
Gulf South	2	1	0	66	25
Ole Miss Freshmen	0	2	0	2	20
+Ouachita Baptist	18	4	0	519	319
Gulf South	7	2	0	228	165
Parsons (Iowa) College	0	1	0	18	19
Pittsburg State	1	1	0	67	80
Quantico (Va.) Marines	0	2	0	16	30
Rhodes College	0	1	0	0	32
Rhodes Freshmen	3	0	0	47	0
Ruleville Independents	0	1	0	2	12
Sam Houston State University	0	1	0	31	38
Samford University	4	7	0	173	192
Shepherd University	1	0	0	29	17
<b>*Shorter University</b>	<b>3</b>	<b>1</b>	<b>0</b>	<b>132</b>	<b>88</b>
<b>Gulf South</b>	<b>3</b>	<b>1</b>	<b>0</b>	<b>132</b>	<b>88</b>
Southeast Missouri	23	4	1	645	341
+ Southeastern Louisiana	5	8	0	147	273
Gulf South	3	4	0	74	115
Southeastern Oklahoma State	1	1	0	27	31
Southern Illinois University	1	0	0	24	16
Southern Mississippi	3	10	1	131	340
+Southern Arkansas	17	7	0	531	323
Gulf South	9	4	0	202	186
Southwest Baptist	1	0	0	20	0
Southwest Missouri State	1	1	0	73	34
Southwest Texas State	0	1	0	10	17
Southwestern Louisiana	1	4	0	68	91
Spring Hill College (Ala.)	1	0	0	12	7
Stephen F. Austin State Univ.	2	5	0	86	178
Tampa, University of	3	4	0	148	172
Tarleton State University	1	0	0	38	35
Tennessee-Martin JC	1	3	0	46	71
+ Tennessee-Martin, Univ. of	22	13	0	728	533
Gulf South	12	8	0	435	337
Texas-Arlington	0	1	0	8	19
<b>Texas A&amp;M-Commerce</b>	<b>3</b>	<b>4</b>	<b>0</b>	<b>186</b>	<b>198</b>
Texas A&M-Kingsville	0	1	0	17	28
Texas State	0	1	0	25	32
+ Troy State (Ala.)	19	21	0	649	720
Gulf South	7	13	0	316	474
Tupelo Military Institute	0	1	0	6	13
Tusculum	1	0	0	27	19
Union (Tenn.) University	1	4	0	43	74
<b>*Valdosta State (Ga.)</b>	<b>20</b>	<b>14</b>	<b>1</b>	<b>919</b>	<b>1049</b>
<b>Gulf South</b>	<b>20</b>	<b>14</b>	<b>1</b>	<b>919</b>	<b>1049</b>
<b>*West Alabama</b>	<b>35</b>	<b>23</b>	<b>3</b>	<b>1600</b>	<b>1140</b>
<b>Gulf South</b>	<b>26</b>	<b>17</b>	<b>2</b>	<b>1145</b>	<b>932</b>
West Chester (Pa.) State	0	1	0	28	31
<b>*West Florida</b>	<b>0</b>	<b>0</b>	<b>0</b>	<b>0</b>	<b>0</b>
<b>Gulf South</b>	<b>-</b>	<b>-</b>	<b>-</b>	<b>-</b>	<b>-</b>
<b>*West Georgia</b>	<b>18</b>	<b>13</b>	<b>0</b>	<b>976</b>	<b>689</b>
<b>Gulf South</b>	<b>18</b>	<b>12</b>	<b>0</b>	<b>949</b>	<b>652</b>
West Virginia Tech	1	0	0	61	0
Western Kentucky	1	4	0	57	135
William Carey (MS) College	0	1	0	7	19

## LEGEND:

Bold denotes 2016 opponents

\* Denotes current Gulf South Conference members

+ Denotes former Gulf South Conference members



## LAST TIME IT HAPPENED...

STATISTIC	PLAYER/OPPONENT
100 Yards Rushing:	108, Eddie McCadney vs. Mississippi College, Nov. 15, 2014
<b>150 Yards Rushing:</b>	<b>163, Chris Robinson vs. Kentucky Wesleyan, Sept. 1, 2016</b>
200 Yards Rushing:	233, Brandon Lucas at West Georgia, Nov. 12, 2011
300 Yards Rushing:	316, Greg Walker vs. West Alabama, Oct. 23, 1996
20 Rushing Attempts:	20, Eddie McCadney @ West Alabama, Oct. 25, 2014
25 Rushing Attempts:	25, Trevar Deed vs. Henderson State, Sep. 25, 2010
30 Rushing Attempts:	31, Trevar Deed vs. West Georgia, Nov. 7, 2009
35 Rushing Attempts:	42, Greg Walker @ West Alabama, Oct. 23, 1993
<b>Three Rushing Touchdowns:</b>	<b>3, Chris Robinson vs. Kentucky Wesleyan, Sept. 1, 2016</b>
Four Rushing Touchdowns:	4, Tregnel Thomas @ West Georgia, Oct. 26, 1996
70-Yard Run:	81, Trevar Deed @ North Alabama, Oct. 15, 2009
80-Yard Run:	81, Trevar Deed @ North Alabama, Oct. 15, 2009
90-Yard Run:	95, Carl Grubb vs. West Alabama, Nov. 5, 1955
Two Players Rushing For 100 Yards:	Trevar Deed (109) & Brandon Lucas (106) vs. North Alabama, Nov. 27, 2010
300 Yards Passing:	321, Tyler Sullivan vs Shorter, Oct. 9, 2014
350 Yards Passing:	419, Micah Davis @ Arkansas Tech, Sep. 17, 2011
400 Yards Passing:	491, Tyler Cameron vs. West Alabama, Oct. 24, 2015
500 Yards Passing:	502, Tyler Sullivan @ Valdosta State, Sept. 20, 2014
20 Pass Completions:	25, Tyler Sullivan vs Shorter, Oct. 9, 2014
30 Pass Completions:	34, Tyler Cameron vs. West Alabama, Oct. 24, 2015
40 Pass Completions:	41, Tyler Sullivan @ Valdosta State, Sept. 20, 2014
30 Pass Attempts:	31, Tyler Sullivan @ Fort Valley State, Sept. 6, 2014
40 Pass Attempts:	41, Tyler Sullivan @ Florida Tech, Oct. 6, 2014
50 Pass Attempts:	55, Tyler Cameron vs. West Alabama, Oct. 24, 2015
60 Pass Attempts:	64, Tyler Sullivan @ Valdosta State, Sept. 20, 2014
70 Pass Attempts:	73, Tyler Sullivan @ West Georgia, Oct. 18, 2014
Four Touchdown Passes:	4, Tyler Sullivan vs. Tarleton State, Oct. 19, 2013
Five Touchdown Passes:	5, Tyler Cameron vs. West Alabama, Oct. 24, 2015
Three Interceptions Thrown:	3, Tyler Sullivan vs. Albany State, Sep. 26, 2015
Four Interceptions Thrown:	4, Garrett DeWitt @ West Alabama, Oct. 10, 2009
300 Yards Total Offense:	336 vs. North Alabama, Sept. 22, 2012
400 Yards Total Offense:	475 vs. Fort Valley State, Sept. 3, 2015
<b>500 Yards Total Offense:</b>	<b>593 vs. Kentucky Wesleyan, Sept. 1, 2016</b>
600 Yards Total Offense:	614 vs. West Alabama, Oct. 24, 2015
700 Yards Total Offense:	711, @ Lambuth, Nov. 13, 2010
<b>100 Yards Receiving:</b>	<b>110, Casey Osborne vs. Kentucky Wesleyan, Sept. 1, 2016</b>
150 Yards Receiving:	192, Casey Osborne @ Valdosta State, Sept. 20, 2014
200 Yards Receiving:	203, Trevar Deed vs. North Alabama, Nov. 29, 2008
Back-to-Back Games With 100 Yards Receiving:	Casey Osborne, 113 @ Fort Valley State, Sept. 6, 2014 192 @ Valdosta State, Sept. 20, 2014
Three Players with 100 Yards Receiving:	Delta State vs. West Alabama, Oct. 24, 2015
10 Receptions:	12, Casey Osborne @ West Georgia, Oct. 18, 2014
70-Yard Reception:	75, Jarvis York vs. Fort Valley State, Sept. 3, 2015
80-Yard Reception:	80, Ricky Hunt vs. Concordia, Nov. 8, 2014
90-Yard Reception:	93, James Grubbs vs. West Alabama, Sep. 15, 2001
<b>150 All-Purpose Yards:</b>	<b>163, Chris Robinson vs. Kentucky Wesleyan, Sept. 1, 2016</b>
200 All-Purpose Yards:	203, Lavon Downs @ Valdosta State, Oct. 20, 2012
250 All-Purpose Yards:	373, Trevar Deed vs. West Georgia, Nov. 7, 2009
300 All-Purpose Yards:	373, Trevar Deed vs. West Georgia, Nov. 7, 2009
350 All-Purpose Yards:	373, Trevar Deed vs. West Georgia, Nov. 7, 2009
Three Touchdowns Receiving:	3, Casey Osborne @ Fort Valley State, Sept. 6, 2014
Four Touchdowns Receiving:	4, Trevar Deed vs. North Alabama, Nov. 29, 2008
Rushing TD & Receiving TD:	Timothy Foy (2 rec/1 rush) vs. Florida Tech, Sept. 28, 2013
Kickoff Return For Touchdown:	Jeremy Ricks (92 yards) vs. West Georgia, Oct. 27, 2007
Rushing TD, Receiving TD, & Kickoff Return For TD:	Jeremy Ricks vs. West Georgia, Oct. 27, 2007
Punt Return For TD:	Jordan Howard, 46 yards, vs. Central State, Sept. 27, 2014
10 Tackles:	10, Joreco Beckwith @ Texas A&M-Commerce, Sep. 12, 2015
Two Sacks:	2, Randall Boyd vs. West Alabama, Oct. 24, 2015
Three Sacks:	3, Damian Davis @ West Georgia, Nov. 8, 2008
Five Sacks:	5, Michael Eubanks vs. Shaw, Nov. 17, 2007

STATISTIC	PLAYER/OPPONENT
Multiple Interceptions:	3, Jon Knox vs. Florida Tech, Oct. 3, 2015
Interception Returned For TD:	Greg Sims (40-yard) vs. Albany State, Sep. 26, 2015
Interception and Fumble Recovery:	Dominique Davenport vs. West Alabama, Nov. 5, 2011
Two Forced Fumbles:	2, Anthony King vs. West Alabama, Oct. 11, 2008
Two Fumble Recoveries:	2, Dominic Spinks @ Valdosta State, Oct. 2, 2008
Fumble Return For TD:	Jerry Barnes (39 Yards) vs. Arkansas Tech, Sep. 9, 2010
Blocked FG:	Anthony Daniels vs. Henderson State, Sep. 25, 2011
<b>Blocked Punt:</b>	<b>Zane Samuel vs. West Georgia, Sept. 10, 2016</b>
<b>Blocked Punt For TD:</b>	<b>Zane Samuel vs. West Georgia, Sept. 10, 2016</b>
<b>Blocked PAT:</b>	<b>Wilson Curtis vs. West Georgia, Sept. 10, 2016</b>
Safety:	Team vs. Fort Valley State, Sept. 3, 2015
40-Yard FG:	43, Matt Dean vs. Ouachita Baptist, Oct. 1, 2011
45-Yard FG:	45, Vince Sciorrotta vs. Albany State, Sep. 26, 2015
50-Yard FG:	52, Billy Dorgan @ Central Arkansas, Oct. 28, 2000
Three FGs:	3, Vince Sciorrotta @ North Alabama, Sept. 21, 2013
Four FGs:	5, Trey Crum vs. Southern Arkansas, Oct. 18, 2003
Five FGs:	5, Trey Crum vs. Southern Arkansas, Oct. 18, 2003
Game-Winning Field Goal:	33-yards, Vince Sciorrotta vs. Tarleton State, Oct. 19, 2013 31-yards, Vince Sciorrotta @ North Alabama, Sept. 21, 2013
<b>60-Yard Punt:</b>	<b>66 yards, Cody Mills vs. Kentucky Wesleyan, Sept. 1, 2016</b>
70-Yard Punt:	79, Andrew Jones vs. North Alabama, Nov. 26, 2011

## CASEY OSBORNE

4 | WR | Flowery Branch, Ga.



**PASSING ATTEMPTS | CAREER**

1,644	Scott Eyster, 2003-2006
1,041	Micah Davis, 2010-11
<b>989</b>	<b>Tyler Sullivan, 2013-Present</b>

**PASSING COMPLETIONS | CAREER**

1,001	Scott Eyster, 2003-2006
655	Micah Davis, 2010-11
<b>632</b>	<b>Tyler Sullivan, 2013-Present</b>
574	Garrett DeWitt, 2006-2009

**PASSING YARDAGE | CAREER**

13,889	Scott Eyster, 2003-2006
7,885	Micah Davis, 2010-11
<b>7,876</b>	<b>Tyler Sullivan, 2013-Present</b>
6,917	Scott Butler, 1981-84

**PASSING TOUCHDOWNS | CAREER**

116	Scott Eyster, 2003-2006
<b>65</b>	<b>Tyler Sullivan, 2013-Present</b>
56	Micah Davis, 2010-2011

**TOTAL OFFENSE | CAREER**

14,342	Scott Eyster, 2003-2006
<b>8,324</b>	<b>Tyler Sullivan, 2013-Present</b>
8,238	Micah Davis, 2010-2011

**RECEPTIONS | CAREER**

245	Robert Davis, 2003-2006
187	Trevar Deed, 2008-2010
166	Ellis Debrow, 2002-2004
163	Kyle Finney, 1982-1985
<b>154</b>	<b>Casey Osborne, 2012-Present</b>

**RECEIVING YARDAGE | CAREER**

3,201	Ellis Debrow, 2002-2004
3,166	Robert Davis, 2003-2006
3,055	Kyle Finney, 1982-1985
2,127	Jeremy Ricks, 2004-2007
2,001	Trevar Deed, 2008-2010
<b>2,037</b>	<b>Casey Osborne, 2012-Present</b>

**EXTRA POINT ATTEMPTS | CAREER**

<b>152</b>	<b>Vince Sciorrotta, 2013-Present</b>
112	Matt Dean, 2008-2011
110	Trey Crum, 2003-2004

**SCORING | CAREER**

264	Trevar Deed, 2008-2010
<b>255</b>	<b>Vince Sciorrotta, 2013-Present</b>
252	Rico McDonald, 1999-2001

**FIELD GOALS MADE | CAREER**

<b>33</b>	<b>Vince Sciorrotta, 2013-Present</b>
26	Trey Crum, 2003-04
25	Ozden Karakurt, 1988-91

**INTERCEPTIONS | CAREER**

14	Dominique Davenport, 2008-2011
13	Monterio James, 2005-2007
12	Jamarcus Wiggins, 2004-2007
10	Kim Stewart, 1969-70
10	Don Fennell, 1964-66
<b>8</b>	<b>Romelo Wilson, 2013-Present</b>



**ROMELO WILSON**

3 | CB | Ewa Beach, Hawaii

**RECORDS WATCH: DSU**



**KENTUCKY WESLEYAN** (0-1) **29**  
**DELTA STATE** (1-0) **50**



**TEXAS A&M COMMERCE** (2-0) **40**  
**DELTA STATE** (1-1) **28**

THURSDAY, SEPT. 1, 2016 - PARKER FIELD-McCOOL STADIUM - CLEVELAND, MISS.  
 ATTENDANCE: 6,781 | RADIO: SSN | TV: NONE

SATURDAY, SEPT. 10 - PARKER FIELD-McCOOL STADIUM - CLEVELAND, MISS.  
 ATTENDANCE: 5,871 | RADIO: SSN | TV: NONE

SCORE BY QUARTERS	1	2	3	4	FINAL
Kentucky Wesleyan	0	0	14	15	29
Delta State	20	16	7	7	50

SCORE BY QUARTERS	1	2	3	4	FINAL
Texas A&M Commerce	17	7	10	6	40
Delta State	14	7	0	7	28

**SCORING SUMMARY**

- 1st 12:23 DSU Chris Robinson 67 yd run (Cody Mills kick failed), 1-72 0:27, KWC 0 - DSU 6
- 10:59 DSU Casey Osborne 69 yd pass from Tyler Sullivan (Cody Mills kick), 1-69 0:11, KWC 0 - DSU 13
- 05:14 DSU La. Peterson 32 yd pass from Tyler Sullivan (Cody Mills kick), 3-35 1:04, KWC 0 - DSU 20
- 2nd 14:35 DSU Shawn Sanks 2 yd pass from Tyler Sullivan (Cody Mills kick), 11-62 4:37, KWC 0 - DSU 27
- 05:15 DSU Chris Robinson 5 yd run (Tyler Sullivan pass failed), 8-98 3:04, KWC 0 - DSU 33
- 00:00 DSU Cody Mills 27 yd field goal, 14-78 4:31, KWC 0 - DSU 36
- 3rd 12:19 KWC Cole, Keelan 19 yd pass from Smith, DaMarcus (kick failed), 4-36 1:37, KWC 6 - DSU 36
- 11:18 DSU D'Juan Bellaire 15 yd run (Jacob Hauenstein kick), 3-41 0:49, KWC 6 - DSU 43
- 01:44 KWC Smith, DaMarcus 5 yd run (White, David rush), 10-67 4:01, KWC 14 - DSU 43
- 4th 13:44 KWC Cole, Keelan 82 yd pass from Smith, DaMarcus (Logsdon kick), 3-80 0:58, KWC 21 - DSU 43
- 05:38 KWC Cole, Keelan 24 yd pass from Smith, DaMarcus (Barnes, Johnell pass from Smith, DaMarcus), 9-99 3:24, KWC 29 - DSU 43
- 02:38 DSU Chris Robinson 15 yd run (Jacob Hauenstein kick), 6-65 3:00, KWC 29 - DSU 50

**SCORING SUMMARY**

- 1st 11:10 TAMUC Kristov Martinez 38 yd field goal, 11-54 3:50, TAMUC 3 - DSU 0
- 10:02 TAMUC Richard Cooper 9 yd run (Kristov Martinez kick), 1-9 0:06, TAMUC 10 - DSU 0
- 08:12 DSU Timothy Foy 0 yd fumble recovery (Cody Mills kick), 7-58 1:44, TAMUC 10 - DSU 7
- 06:38 TAMUC Richard Cooper 8 yd run (Kristov Martinez kick), 4-46 1:21, TAMUC 17 - DSU 7
- 01:39 DSU Chris Robinson 1 yd run (Cody Mills kick), 12-75 4:59, TAMUC 17 - DSU 14
- 2nd 08:45 DSU Chris Robinson 2 yd run (Cody Mills kick), 13-97 4:53, TAMUC 17 - DSU 21
- 07:10 TAMUC Lance Evans 66 yd pass from Luis Perez (Martinez kick), 4-89 1:25, TAMUC 24 - DSU 21
- 3rd 09:38 TAMUC Gabriel Rodriguez 3 yd run (Kristov Martinez kick), 7-88 2:50, TAMUC 31 - DSU 21
- 00:05 TAMUC Kristov Martinez 35 yd field goal, 8-39 3:19, TAMUC 34 - DSU 21
- 4th 09:44 TAMUC Buck Wilson 15 yd pass from Luis Perez (Perez pass failed), 7-50 3:40, TAMUC 40 - DSU 21
- 03:39 DSU Timothy Foy 5 yd run (Cody Mills kick), 7-60 1:36, TAMUC 40 - DSU 28

STATISTICS	KWC	DSU
FIRST DOWNS	17	26
RUSHES-YARDS (NET)	32-112	40-241
PASSING YDS (NET)	277	352
Passes Att-Comp-Int	39-13-1	38-23-0
TOTAL OFFENSE PLAYS-YARDS	71-389	78-593
Fumble Returns-Yards	0-0	0-0
Punt Returns-Yards	0-0	3-36
Kickoff Returns-Yards	5-60	3-67
Interception Returns-Yards	0-0	1-0
Punts (Number-Avg)	9-38.6	5-53.6
Fumbles-Lost	0-0	2-1
Penalties-Yards	13-87	12-123
Possession Time	29:30	30:30
Third-Down Conversions	6 of 17	9 of 17
Fourth-Down Conversions	1 of 1	0 of 0
Red-Zone Scores-Chances	2-3	5-5
Sacks By: Number-Yards	0-0	5-31

STATISTICS	TAMUC	DSU
FIRST DOWNS	22	20
RUSHES-YARDS (NET)	41-149	30-122
PASSING YDS (NET)	322	275
Passes Att-Comp-Int	23-17-0	52-36-3
TOTAL OFFENSE PLAYS-YARDS	64-471	82-397
Fumble Returns-Yards	0-0	0-0
Punt Returns-Yards	1-21	1-4
Kickoff Returns-Yards	4-94	6-123
Interception Returns-Yards	3-28	0-0
Punts (Number-Avg)	4-42.0	4-43.8
Fumbles-Lost	1-0	1-0
Penalties-Yards	9-91	7-41
Possession Time	30:35	29:25
Third-Down Conversions	4 of 12	6 of 16
Fourth-Down Conversions	0 of 0	2 of 5
Red-Zone Scores-Chances	4-4	4-4
Sacks By: Number-Yards	1-8	0-0

**RUSHING:** Kentucky Wesleyan-Smith, DaMarcus 16-74; White, David 11-20; Walker, Myles 4-17; Isreal, Josiah 1-1. Delta State-Chris Robinson 13-162; D'Juan Bellaire 10-40; Justin McArthur 10-32; Timothy Foy 4-13; Kam Myers 1-minus 1; TEAM 1-minus 1; Tyler Sullivan 1-minus 4.

**RUSHING:** Texas A&M Commerce-Richard Cooper 22-87; Tristan Slaughter 12-38; Ovie Urevbu 4-12; Luis Perez 1-11; Gabriel Rodriguez 1-3; TEAM 1-minus 2. Delta State-Chris Robinson 16-64; Justin McArthur 7-45; D'Juan Bellaire 2-14; Tyler Sullivan 1-6; Timothy Foy 1-5; Kam Myers 2-minus 4; Jabe Burgess 1-minus 8.

**PASSING:** Kentucky Wesleyan-Smith, DaMarcus 13-38-1-277; Westmoreland, Eman 0-1-0-0. Delta State-Jabe Burgess 11-20-0-110; Tyler Sullivan 12-18-0-242.

**PASSING:** Texas A&M Commerce-Luis Perez 17-23-0-322. Delta State-Tyler Sullivan 30-37-3-221; Jabe Burgess 6-15-0-54.

**RECEIVING:** Kentucky Wesleyan-Cole, Keelan 6-181; Haynes, Avery 2-34; Waltermire, Trey 2-33; Barnes, Johnell 2-22; Tucker, Travion 1-7. Delta State-Casey Osborne 5-110; Marquis Carter 3-49; K'Shun Evans 3-32; La. Peterson 2-54; D'Juan Bellaire 2-27; Timothy Foy 2-0; Kam Myers 1-32; Josh Pinkston 1-20; Leon Green 1-14; Chris Cooley 1-6; Bryant McDuffie 1-6; Shawn Sanks 1-2.

**RECEIVING:** Texas A&M Commerce-D'Arthur Cowan 5-84; Lance Evans 4-123; Buck Wilson 2-33; John Thomas 2-27; Darby Smith 2-27; Tristan Slaughter 1-15; Shawn Hooks 1-13. Delta State-Justin McArthur 8-36; K'Shun Evans 7-52; Casey Osborne 5-37; LaDarion Peterson 4-44; Kam Myers 4-34; Bryant McDuffie 3-41; Josh Pinkston 2-18; Chris Robinson 2-9; Timothy Foy 1-4.

**INTERCEPTIONS:** Kentucky Wesleyan-None. Delta State-Romelo Wilson 1-0.

**INTERCEPTIONS:** Texas A&M Commerce-Hatari Byrd 1-28; D.J. White 1-0; Garrett Blubaugh 1-0. Delta State-None.

**FUMBLES:** Kentucky Wesleyan-None. Delta State-Kam Myers 1-0; Casey Osborne 1-1.

**FUMBLES:** Texas A&M Commerce-Richard Cooper 1-0. Delta State-Chris Robinson 1-0.

**SACKS (UA-A):** Kentucky Wesleyan-None. Delta State-Eric Sadler 1-1; Cole Baker 1-1; Erin Brown 1-0; Jaterrian Wren 1-0; Jamel Dennis 1-0.

**SACKS (UA-A):** Texas A&M Commerce-D.D. Fletcher 1-0. Delta State-None.

**TACKLES (UA-A):** Kentucky Wesleyan-Todd, James 4-4; Martin-Mills, Ty 5-2; Malone, Malik 5-2; Johnson, Jamir 4-2; Blackwell, Jamison 5-0; Patterson, Tim 4-0; Billberry, Vasco 4-0; Billups, Colton 4-0; Brown, Travell 4-0; McHatton, Lane 3-0; Crawford, D'Mo 3-0; Thompson, Jarron 2-1; Malone, Michael 2-0; Cole, Keelan 2-0; Moffitt, De'Vonta 1-1; Pope, Eyan 1-0; Phelps, Easton 1-0; Larry, Nick 1-0; Wentz, Cortez 1-0; White, David 0-1. Delta State-Jamel Dennis 5-3; Jaterrian Wren 5-0; Keith Flanigan 4-1; De'Quan Reddick 4-1; Eric Sadler 2-3; Chandler Ector 3-1; Cole Baker 2-2; De'MonTeriusKendrick 3-0; LaDarion Peterson 3-0; C.J. Johnson 2-1; Brandon Gaddy 2-1; Erin Brown 2-1; Ken Hike Jr. 2-0; Wilson Curtis 2-0; Keijne Thomas 0-2; Daniel Johnson 1-0; Romelo Wilson 1-0; Tyrell Brown 1-0.

**TACKLES (UA-A):** Texas A&M Commerce-Hatari Byrd 11-0; Yusef Sterling-Lowe 5-1; Neema Behbahani 3-3; Brucks Saathoff 3-3; Uriah Harris 5-0; Garrett Blubaugh 2-3; Trey Porter 2-3; Kieston Carter 3-1; Jeremiah Walters 3-1; Cameron Rogers 2-2; D.D. Fletcher 2-1; Addison Mahana 1-2; D.J. White 1-2; Tavita Faaiu 2-0; Chris Smith 2-0; Brent Walker 1-1; Michael Onuoha 1-1; Justice Luce 1-1; Peyton Searcy 0-2; Steven Baker 1-0; Devonta Leary 1-0; Richard Whitaker 1-0; Peyton Thorne 0-1; Traven Johnson 0-1; Hayden Marsh 0-1; Danny Huckaby 0-1. Delta State-De'Quan Reddick 6-2; Jamel Dennis 4-2; Chandler Ector 1-5; Jaterrian Wren 1-5; Ken Hike Jr. 4-1; Brandon Gaddy 3-1; Cole Baker 2-2; Landry Tullo 2-2; Keijne Thomas 2-1; Daniel Johnson 2-1; Keith Flanigan 2-1; Wilson Curtis 1-2; Erin Brown 1-2; Demarcus Glover 1-2; Romelo Wilson 1-1; Joreco Beckwith 0-2; Nick Houston 0-2; Laren Fairley 1-0; De'MonTeriusKendrick 1-0; Tyler Hood 1-0; Eric Sadler 1-0; Derrick McClelland 1-0; Tyrell Brown 1-0; DeQuin Anders 0-1.


**DELTA STATE** (1-2, 0-1 GSC)

**24**
**WEST GEORGIA** (3-0, 1-0 GSC)

**34**

SATURDAY, SEPT. 10 - RA-LIN FIELD at UNIVERSITY STADIUM - CARROLLTON, GA.  
ATTENDANCE: 6,555 | RADIO: SSN | TV: NONE

SCORE BY QUARTERS	1	2	3	4	FINAL
Delta State	9	3	6	6	24
West Georgia	0	13	7	14	34

**SCORING SUMMARY**

1st	08:09	DSU	Zane Samuel 16 yd blocked punt return (Cody Mills kick blockd), , DSU 6 - UWG 0
	01:41	DSU	Cody Mills 31 yd field goal, 10-66 3:34, DSU 9 - UWG 0
2nd	13:33	DSU	Cody Mills 37 yd field goal, 7-25 1:51, DSU 12 - UWG 0
	05:38	UWG	Walter Hibbler 14 yd pass from Will Gardner (Heck kick blkd), 8-73 3:48, DSU 12 - UWG 6
	03:20	UWG	Laronji Vason 19 yd blocked punt return (Hunter Heck kick), , DSU 12 - UWG 13
3rd	08:40	DSU	Chris Robinson 1 yd run (Tyler Sullivan pass failed), 10-81 4:21, DSU 18 - UWG 13
	03:15	UWG	D. Jackson 35 yd pass from Will Gardner (Hunter Heck kick), 4-55 1:22, DSU 18 - UWG 20
4th	13:47	UWG	Deniko Carter 16 yd pass from Will Gardner (Heck kick), 6-43 3:03, DSU 18 - UWG 27
	08:23	UWG	Deniko Carter 29 yd pass from Will Gardner (Heck kick), 7-77 3:06, DSU 18 - UWG 34
	05:46	DSU	D'Juan Bellaire 1 yd run (Tyler Sullivan pass failed), 10-71 2:31, DSU 24 - UWG 34

STATISTICS	DSU	UWG
FIRST DOWNS	16	22
RUSHES-YARDS (NET)	42-124	32-154
PASSING YDS (NET)	208	207
Passes Att-Comp-Int	35-21-0	30-18-1
TOTAL OFFENSE PLAYS-YARDS	77-332	62-361
Fumble Returns-Yards	0-0	0-0
Punt Returns-Yards	1-29	4-78
Kickoff Returns-Yards	6-123	6-98
Interception Returns-Yards	1-2	0-0
Punts (Number-Avg)	5-32.8	7-30.7
Fumbles-Lost	0-0	0-0
Penalties-Yards	5-50	7-75
Possession Time	31:23	28:37
Third-Down Conversions	5 of 18	6 of 13
Fourth-Down Conversions	3 of 6	0 of 0
Red-Zone Scores-Chances	4-4	2-2
Sacks By: Number-Yards	0-0	5-22

**RUSHING:** Delta State-Chris Robinson 21-78; D'Juan Bellaire 11-60; TEAM 1-minus 1; Tyler Sullivan 9-minus 13. West Georgia-D. Jackson 16-96; Lemarcus Franks 14-63; Team 2-minus 5.

**PASSING:** Delta State-Tyler Sullivan 20-34-0-163; Cody Mills 1-1-0-45. West Georgia-Will Gardner 18-30-1-207.

**RECEIVING:** Delta State-D'Juan Bellaire 4-55; K'Shun Evans 4-43; LaDarion Peterson 3-22; Chris Robinson 3-11; Bryant McDuffie 3-4; Ken Hike Jr. 1-45; Marquis Carter 1-22; Benji Galbraith 1-4; Alex Pina-Rhoden 1-2. West Georgia-D. Jackson 4-62; Deniko Carter 4-59; Qa Walker 3-15; Thomas Lester 2-25; Lemarcus Franks 2-16; Walter Hibbler 1-14; K.J. Parmer 1-11; D.J. Ezell 1-5.

**INTERCEPTIONS:** Delta State-Wilson Curtis 1-2. West Georgia-None.

**SACKS (UA-A):** Delta State-None. West Georgia-Ethan Hopla 1-1; Dylan Donahue 2-0; Cardarro Stoute 0-1; Devlyn Cousins 1-0.

**TACKLES (UA-A):** Delta State-Wilson Curtis 5-2; Landry Tullo 3-3; De'Quan Reddick 4-1; Joreco Beckwith 3-2; Chandler Ector 3-2; Devontae Wilson 3-2; Keith Flanigan 2-1; Ken Hike Jr. 2-1; Nick Houston 1-2; Brandon Gaddy 1-2; Erin Brown 1-2; Romelo Wilson 2-0; Javon Bradford 1-1; Jaterrian Wren 1-1; Micah Stallworth 1-0; Decory McGee 1-0; Cole Baker 1-0; Tyrell Brown 1-0; Daniel Johnson 1-0; C.J. Johnson 0-1; Jamel Dennis 0-1. West Georgia-Laronji Vason 9-1; Dylan Donahue 6-3; Cameron Mcgee 5-4; Chris Harthone 4-3; Jakyron Young 3-3; Zed Brown 3-1; R. Capobianco 2-2; Devlyn Cousins 2-2; Ethan Hopla 1-3; Marcus Sayles 3-0; Jason Hatcher 3-0; Curtis Lindsay 2-1; Jeff Fullwood 1-2; Cardarro Stoute 1-1; Gabe Freeman 1-1; Alex Armah 0-2; Jason Carr 0-2; Thomas Lester 1-0; K.J. Parmer 1-0; Ashton Jackson 0-1.



**Statesmen Football**  
**Delta State Game Results (as of Sep 19, 2016)**  
**All games**



<b>Date</b>	<b>Opponent</b>		<b>Score</b>	<b>Overall</b>	<b>Conference</b>	<b>Time</b>	<b>Attend</b>
Sept. 1 2016	KENTUCKY WESLEYAN	W	50-29	1-0	0-0	3:18	6781
Sep 10, 2016	#8 TEXAS A&M COMMERCE	L	28-40	1-1	0-0	3:08	5679
* Sep 17, 2016	at #3 West Georgia	L	24-34	1-2	0-1	3:13	6837



**Statesmen Football**  
Delta State Overall Team Statistics (as of Sep 19, 2016)  
**All games**



<b>Team Statistics</b>	<b>DSU</b>	<b>OPP</b>
SCORING	102	103
Points Per Game	34.0	34.3
Points Off Turnovers	3	16
FIRST DOWNS	62	61
Rushing	24	23
Passing	33	31
Penalty	5	7
RUSHING YARDAGE	487	415
Yards gained rushing	548	469
Yards lost rushing	61	54
Rushing Attempts	112	105
Average Per Rush	4.3	4.0
Average Per Game	162.3	138.3
TDs Rushing	10	4
PASSING YARDAGE	835	806
Comp-Att-Int	80-125-3	48-92-2
Average Per Pass	6.7	8.8
Average Per Catch	10.4	16.8
Average Per Game	278.3	268.7
TDs Passing	3	9
TOTAL OFFENSE	1322	1221
Total Plays	237	197
Average Per Play	5.6	6.2
Average Per Game	440.7	407.0
KICK RETURNS: #-Yards	15-313	15-252
PUNT RETURNS: #-Yards	5-69	5-99
INT RETURNS: #-Yards	2-2	3-28
KICK RETURN AVERAGE	20.9	16.8
PUNT RETURN AVERAGE	13.8	19.8
INT RETURN AVERAGE	1.0	9.3
FUMBLES-LOST	3-1	1-0
PENALTIES-Yards	24-214	29-253
Average Per Game	71.3	84.3
PUNTS-Yards	14-607	20-730
Average Per Punt	43.4	36.5
Net punt average	34.9	32.0
KICKOFFS-Yards	19-1046	19-1040
Average Per Kick	55.1	54.7
Net kick average	37.8	36.9
TIME OF POSSESSION/Game	30:26	29:34
3RD-DOWN Conversions	20/51	16/42
3rd-Down Pct	39%	38%
4TH-DOWN Conversions	5/11	1/1
4th-Down Pct	45%	100%
SACKS BY-Yards	5-31	6-30
MISC YARDS	0	0
TOUCHDOWNS SCORED	14	14
FIELD GOALS-ATTEMPTS	3-3	2-3
ON-SIDE KICKS	1-1	0-0
RED-ZONE SCORES	(13-13) 100%	(8-9) 89%
RED-ZONE TOUCHDOWNS	(10-13) 77%	(8-9) 89%
PAT-ATTEMPTS	(9-11) 82%	(9-11) 82%
ATTENDANCE	12460	6837
Games/Avg Per Game	2/6230	1/6837
Neutral Site Games		0/0

<b>Score by Quarters</b>	<b>1st</b>	<b>2nd</b>	<b>3rd</b>	<b>4th</b>	<b>OT</b>	<b>Total</b>
Delta State	43	26	13	20	0	102
Opponents	17	20	31	35	0	103



**Statesmen Football**  
Delta State Overall Individual Statistics (as of Sep 19, 2016)  
**All games**



<b>Rushing</b>	<b>gp</b>	<b>att</b>	<b>gain</b>	<b>loss</b>	<b>net</b>	<b>avg</b>	<b>td</b>	<b>lg</b>	<b>avg/g</b>
Chris Robinson	3	50	309	5	304	6.1	6	67	101.3
D'Juan Bellaire	3	23	122	8	114	5.0	2	21	38.0
Justin McArthur	3	17	81	4	77	4.5	0	13	25.7
Timothy Foy	3	5	18	0	18	3.6	2	7	6.0
TEAM	2	2	0	2	-2	-1.0	0	0	-1.0
Kam Myers	2	3	3	8	-5	-1.7	0	3	-2.5
Jabe Burgess	2	1	0	8	-8	-8.0	0	0	-4.0
Tyler Sullivan	3	11	15	26	-11	-1.0	0	6	-3.7
Total	3	112	548	61	487	4.3	10	67	162.3
Opponents	3	105	469	54	415	4.0	4	29	138.3

<b>Passing</b>	<b>gp</b>	<b>effic</b>	<b>comp-att-int</b>	<b>pct</b>	<b>yds</b>	<b>td</b>	<b>lg</b>	<b>avg/g</b>
Tyler Sullivan	3	133.13	62-89-3	69.7	626	3	69	208.7
Jabe Burgess	2	87.93	17-35-0	48.6	164	0	22	82.0
Cody Mills	3	478.00	1-1-0	100.0	45	0	45	15.0
Total	3	123.23	80-125-3	64.0	835	3	69	278.3
Opponents	3	153.70	48-92-2	52.2	806	9	82	268.7

<b>Receiving</b>	<b>gp</b>	<b>no.</b>	<b>yds</b>	<b>avg</b>	<b>td</b>	<b>lg</b>	<b>avg/g</b>
K'Shun Evans	3	14	127	9.1	0	17	42.3
Casey Osborne	2	10	147	14.7	1	69	73.5
LaDarion Peterson	3	9	120	13.3	1	32	40.0
Justin McArthur	3	8	36	4.5	0	19	12.0
Bryant McDuffie	3	7	51	7.3	0	25	17.0
D'Juan Bellaire	3	6	82	13.7	0	38	27.3
Kam Myers	2	5	66	13.2	0	32	33.0
Chris Robinson	3	5	20	4.0	0	8	6.7
Marquis Carter	2	4	71	17.8	0	22	35.5
Josh Pinkston	2	3	38	12.7	0	20	19.0
Timothy Foy	3	3	4	1.3	0	4	1.3
Ken Hike Jr.	3	1	45	45.0	0	45	15.0
Leon Green	2	1	14	14.0	0	14	7.0
Chris Cooley	3	1	6	6.0	0	6	2.0
Benji Galbraith	3	1	4	4.0	0	4	1.3
Alex Pina-Rhoden	2	1	2	2.0	0	2	1.0
Shawn Sanks	3	1	2	2.0	1	2	0.7
Total	3	80	835	10.4	3	69	278.3
Opponents	3	48	806	16.8	9	82	268.7

<b>Punt Returns</b>	<b>no.</b>	<b>yds</b>	<b>avg</b>	<b>td</b>	<b>lg</b>
Kam Myers	4	40	10.0	0	27
Zane Samuel	1	29	29.0	1	16
Total	5	69	13.8	1	27
Opponents	5	99	19.8	1	26

<b>Interceptions</b>	<b>no.</b>	<b>yds</b>	<b>avg</b>	<b>td</b>	<b>lg</b>
Wilson Curtis	1	2	2.0	0	2
Romelo Wilson	1	0	0.0	0	0
Total	2	2	1.0	0	2
Opponents	3	28	9.3	0	28

<b>Kick Returns</b>	<b>no.</b>	<b>yds</b>	<b>avg</b>	<b>td</b>	<b>lg</b>
Kam Myers	7	177	25.3	0	54
Ken Hike Jr.	3	61	20.3	0	29
Justin McArthur	3	62	20.7	0	22
Shawn Sanks	1	8	8.0	0	8
Bryant McDuffie	1	5	5.0	0	5
Total	15	313	20.9	0	54
Opponents	15	252	16.8	0	48

<b>Fumble Returns</b>	<b>no.</b>	<b>yds</b>	<b>avg</b>	<b>td</b>	<b>lg</b>
Total	0	0	0.0	0	0
Opponents	0	0	0.0	0	0



## Statesmen Football

### Delta State Overall Individual Statistics (as of Sep 19, 2016)

#### All games



Scoring	td	fg	PAT				dpx	saf	pts
			kick	rush	rcv	pass			
Chris Robinson	6	-	-	-	-	-	-	-	36
Cody Mills	-	3-3	7-9	-	-	-	-	-	16
Timothy Foy	2	-	-	-	-	-	-	-	12
D'Juan Bellaire	2	-	-	-	-	-	-	-	12
Casey Osborne	1	-	-	-	-	-	-	-	6
Zane Samuel	1	-	-	-	-	-	-	-	6
LaDarion Peterson	1	-	-	-	-	-	-	-	6
Shawn Sanks	1	-	-	-	-	-	-	-	6
Jacob Hauenstein	-	-	2-2	-	-	-	-	-	2
Tyler Sullivan	-	-	-	-	-	0-3	-	-	0
Total	14	3-3	9-11	-	-	0-3	-	-	102
Opponents	14	2-3	9-11	1-1	1	1-2	-	-	103

Total Offense	g	plays	rush	pass	total	avg/g
Tyler Sullivan	3	100	-11	626	615	205.0
Chris Robinson	3	50	304	0	304	101.3
Jabe Burgess	2	36	-8	164	156	78.0
D'Juan Bellaire	3	23	114	0	114	38.0
Justin McArthur	3	17	77	0	77	25.7
Cody Mills	3	1	0	45	45	15.0
Timothy Foy	3	5	18	0	18	6.0
TEAM	2	2	-2	0	-2	-1.0
Kam Myers	2	3	-5	0	-5	-2.5
Total	3	237	487	835	1322	440.7
Opponents	3	197	415	806	1221	407.0

Field Goals	fg	pct.	01-19	20-29	30-39	40-49	50-99	lg	blk
Cody Mills	3-3	100.0	0-0	1-1	2-2	0-0	0-0	37	0

FG Sequence	Delta State	Opponents
Kentucky Wesleyan	(27)	37
Texas A&M Commerce	-	(38),(35)
West Georgia	(31),(37)	-

Numbers in (parentheses) indicate field goal was made.

Punting	no.	yds	avg	lg	tb	fc	i20	50+	blk
Cody Mills	9	405	45.0	66	0	3	2	1	1
Thomas Boone	4	202	50.5	62	1	2	2	2	0
TEAM	1	0	0.0	0	0	0	0	0	0
Total	14	607	43.4	66	1	5	4	3	1
Opponents	20	730	36.5	49	1	2	8	0	1

Kickoffs	no.	yds	avg	tb	ob	retn	net	ydln
Cody Mills	17	940	55.3	3	0			
Thomas Boone	2	106	53.0	0	0			
Total	19	1046	55.1	3	0	16.8	37.8	27
Opponents	19	1040	54.7	1	1	20.9	36.9	28



**Statesmen Football**  
Delta State Overall Individual Statistics (as of Sep 19, 2016)  
**All games**



<b>All Purpose</b>	<b>g</b>	<b>rush</b>	<b>rcv</b>	<b>pr</b>	<b>kr</b>	<b>ir</b>	<b>total</b>	<b>avg/g</b>
Chris Robinson	3	304	20	0	0	0	324	108.0
Kam Myers	2	-5	66	40	177	0	278	139.0
D'Juan Bellaire	3	114	82	0	0	0	196	65.3
Justin McArthur	3	77	36	0	62	0	175	58.3
Casey Osborne	2	0	147	0	0	0	147	73.5
K'Shun Evans	3	0	127	0	0	0	127	42.3
LaDarion Peters	3	0	120	0	0	0	120	40.0
Ken Hike Jr.	3	0	45	0	61	0	106	35.3
Marquis Carter	2	0	71	0	0	0	71	35.5
Bryant McDuffie	3	0	51	0	5	0	56	18.7
Josh Pinkston	2	0	38	0	0	0	38	19.0
Zane Samuel	2	0	0	29	0	0	29	14.5
Timothy Foy	3	18	4	0	0	0	22	7.3
Leon Green	2	0	14	0	0	0	14	7.0
Shawn Sanks	3	0	2	0	8	0	10	3.3
Chris Cooley	3	0	6	0	0	0	6	2.0
Benji Galbraith	3	0	4	0	0	0	4	1.3
Wilson Curtis	3	0	0	0	0	2	2	0.7
Alex Pina-Rhode	2	0	2	0	0	0	2	1.0
TEAM	2	-2	0	0	0	0	-2	-1.0
Jabe Burgess	2	-8	0	0	0	0	-8	-4.0
Tyler Sullivan	3	-11	0	0	0	0	-11	-3.7
Total	3	487	835	69	313	2	1706	568.7
Opponents	3	415	806	99	252	28	1600	533.3



**Statesmen Football**  
**Delta State Overall Defensive Statistics (as of Sep 19, 2016)**  
**All games**



##	Defensive Leaders	gp	Tackles				tfl/yds	Sacks	Pass defense			Fumbles		blkd	
			ua	a	tot	no-yds		int-yds	brup	qbh	rcv-yds	ff	kick	saf	
13	De'Quan Reddick	3	14	4	18	.	.	.	.	.	.	.	.	.	.
52	Chandler Ector	3	6	9	15	.	.	.	3	1	.	.	.	.	.
33	Jamel Dennis	3	7	8	15	3.5-8	1.0-6	.	.	1	.	1	.	.	.
54	Jatterian Wren	3	3	10	13	3.0-10	0.5-5	.	.	1	.	.	.	.	.
31	Wilson Curtis	3	8	4	12	1.0-2	.	1-2	1	2	.	.	1	.	.
5	Keith Flanigan	3	6	5	11	.	.	.	.	.	.	.	.	.	.
12	Ken Hike Jr.	3	7	3	10	.	.	.	.	.	.	.	.	.	.
44	Landry Tullo	3	5	5	10	.	.	.	.	.	.	.	.	.	.
95	Brandon Gaddy	3	5	5	10	1.0-1	.	.	.	.	.	.	.	.	.
15	Erin Brown	3	4	5	9	2.0-7	1.0-5	.	.	1	.	.	.	.	.
49	Cole Baker	3	4	5	9	2.5-12	1.0-9	.	.	1	.	.	.	.	.
7	Joreco Beckwith	3	3	4	7	.	.	.	.	1	.	.	.	.	.
55	Eric Sadler	2	2	4	6	3.0-8	1.5-6	.	.	1	.	.	.	.	.
26	Nick Houston	3	1	4	5	0.5-1	.	.	.	.	.	.	.	.	.
39	Keijne Thomas	2	2	3	5	.	.	.	.	.	.	.	.	.	.
25	Devontae Wilson	3	3	2	5	.	.	.	1	.	.	.	.	.	.
3	Romelo Wilson	3	4	1	5	.	.	1-0	.	.	.	.	.	.	.
30	Daniel Johnson	3	4	1	5	.	.	.	.	.	.	.	.	.	.
23	De'MonTeriusKendrick	3	4	.	4	.	.	.	.	.	.	.	.	.	.
29	C.J. Johnson	3	2	2	4	.	.	.	.	.	.	.	.	.	.
90	Demarcus Glover	3	1	2	3	.	.	.	.	.	.	.	.	.	.
11	Latrell Peterson	2	1	2	3	.	.	.	.	1	.	.	.	.	.
27	Tyrell Brown	3	3	.	3	.	.	.	.	.	.	.	.	.	.
43	Javon Bradford	2	1	1	2	1.0-2	.	.	.	.	.	.	.	.	.
42	Tyler Hood	2	1	.	1	.	.	.	.	.	.	.	.	.	.
8	Decory McGee	3	1	.	1	.	.	.	1	.	.	.	.	.	.
91	Laren Fairley	2	1	.	1	.	.	.	.	.	.	.	.	.	.
53	DeQuin Anders	3	.	1	1	.	.	.	.	1	.	.	.	.	.
79	Derrick McClelland	3	1	.	1	.	.	.	.	.	.	.	.	.	.
96	Micah Stallworth	1	1	.	1	.	.	.	.	.	.	.	.	.	.
37	John Robinson	1	.	.	.	.	.	.	.	.	.	.	1	.	.
56	Zane Samuel	2	.	.	.	.	.	.	.	.	.	.	1	.	.
Total		3	105	90	195	17-51	5-31	2-2	6	11	.	1	3	.	.
Opponents		3	144	89	233	19-61	6-30	3-28	10	10	1-0	2	2	.	.





## Statesmen Football

### Delta State Individual Season/Career Statistics (as of Sep 19, 2016)

#### All games



#### SEASON

#### CAREER

Scoring	td		PAT				dxp saf pts			td fg		PAT				dxp saf pts		
	td	fg	kick	rush	rcv	pass	dxp	saf	pts	td	fg	kick	rush	rcv	pass	dxp	saf	pts
Chris Robinson	6	-	-	-	-	-	-	-	36	6	-	-	-	-	-	-	-	36
Cody Mills	-	3-3	7-9	-	-	-	-	-	16	-	3-3	7-9	-	-	-	-	-	16
D'Juan Bellaire	2	-	-	-	-	-	-	-	12	18	-	-	-	-	-	-	-	108
Timothy Foy	2	-	-	-	-	-	-	-	12	17	-	-	-	-	-	-	-	102
Casey Osborne	1	-	-	-	-	-	-	-	6	18	-	-	-	-	-	-	-	108
Zane Samuel	1	-	-	-	-	-	-	-	6	1	-	-	-	-	-	-	-	6
LaDarion Peterson	1	-	-	-	-	-	-	-	6	1	-	-	-	-	-	-	-	6
Shawn Sanks	1	-	-	-	-	-	-	-	6	1	-	-	-	-	-	-	-	6
Jacob Hauenstein	-	-	2-2	-	-	-	-	-	2	-	-	2-2	-	-	-	-	-	2
Tyler Sullivan	-	-	-	-	-	0-3	-	-	0	15	-	-	-	-	1-6	-	-	90
Total	14	3-3	9-11	-	-	0-3	-	-	102									
Opponents	14	2-3	9-11	1-1	1	1-2	-	-	103									

Punt Returns	no.	yds	avg	td	lg	no.	yds	avg	td	lg
Kam Myers	4	40	10.0	0	27	4	40	10.0	0	27
Zane Samuel	1	29	29.0	1	16	1	29	29.0	1	16
Total	5	69	13.8	1	27					
Opponents	5	99	19.8	1	26					

Kick Returns	no.	yds	avg	td	lg	no.	yds	avg	td	lg
Kam Myers	7	177	25.3	0	54	7	177	25.3	0	54
Justin McArthur	3	62	20.7	0	22	4	96	24.0	0	34
Ken Hike Jr.	3	61	20.3	0	29	3	61	20.3	0	29
Shawn Sanks	1	8	8.0	0	8	3	28	9.3	0	13
Bryant McDuffie	1	5	5.0	0	5	1	5	5.0	0	5
Total	15	313	20.9	0	54					
Opponents	15	252	16.8	0	48					

Interceptions	no.	yds	avg	td	lg	no.	yds	avg	td	lg
Wilson Curtis	1	2	2.0	0	2	2	35	17.5	0	33
Romelo Wilson	1	0	0.0	0	0	8	54	6.8	1	31
Total	2	2	1.0	0	2					
Opponents	3	28	9.3	0	28					

Fumble Returns	no.	yds	avg	td	lg	no.	yds	avg	td	lg
Total	0	0	0.0	0	0					
Opponents	0	0	0.0	0	0					



## Statesmen Football

### Delta State Individual Season/Career Statistics (as of Sep 19, 2016)

#### All games



All Purpose	SEASON								CAREER							
	g	rush	rcv	pr	kr	ir	total	avg/g	g	rush	rcv	pr	kr	ir	total	avg/g
Chris Robinson	3	304	20	0	0	0	324	108.0	3	304	20	0	0	0	324	108.0
Kam Myers	2	-5	66	40	177	0	278	139.0	2	-5	66	40	177	0	278	139.0
D'Juan Bellaire	3	114	82	0	0	0	196	65.3	29	1238	288	0	153	0	1679	57.9
Justin McArthur	3	77	36	0	62	0	175	58.3	32	734	184	0	96	0	1014	31.7
Casey Osborne	2	0	147	0	0	0	147	73.5	31	0	2037	0	0	0	2037	65.7
K'Shun Evans	3	0	127	0	0	0	127	42.3	14	0	260	0	0	0	260	18.6
LaDarion Peterso	3	0	120	0	0	0	120	40.0	25	3	120	0	0	0	123	4.9
Ken Hike Jr.	3	0	45	0	61	0	106	35.3	3	0	45	0	61	0	106	35.3
Marquis Carter	2	0	71	0	0	0	71	35.5	2	0	71	0	0	0	71	35.5
Bryant McDuffie	3	0	51	0	5	0	56	18.7	3	0	51	0	5	0	56	18.7
Josh Pinkston	2	0	38	0	0	0	38	19.0	33	0	413	0	2	0	415	12.6
Zane Samuel	2	0	0	29	0	0	29	14.5	2	0	0	29	0	0	29	14.5
Timothy Foy	3	18	4	0	0	0	22	7.3	35	739	302	0	48	0	1089	31.1
Leon Green	2	0	14	0	0	0	14	7.0	3	0	14	0	0	0	14	4.7
Shawn Sanks	3	0	2	0	8	0	10	3.3	21	0	2	0	28	0	30	1.4
Chris Cooley	3	0	6	0	0	0	6	2.0	3	0	6	0	0	0	6	2.0
Benji Galbraith	3	0	4	0	0	0	4	1.3	12	0	13	0	0	0	13	1.1
Alex Pina-Rhode	2	0	2	0	0	0	2	1.0	2	0	2	0	0	0	2	1.0
Wilson Curtis	3	0	0	0	0	2	2	0.7	35	0	0	0	0	35	35	1.0
TEAM	2	-2	0	0	0	0	-2	-1.0								
Jabe Burgess	2	-8	0	0	0	0	-8	-4.0	2	-8	0	0	0	0	-8	-4.0
Tyler Sullivan	3	-11	0	0	0	0	-11	-3.7	28	448	12	0	0	0	460	16.4
Total	3	487	835	69	313	2	1706	568.7								
Opponents	3	415	806	99	252	28	1600	533.3								

Field Goals	att	good	long	blkd	att	good	long	blkd
Cody Mills	3	3	37	0	3	3	37	0
Total	3	3	37	0				
Opponents	3	2	38	1				

Punting	no.	yds	avg	lg	blk	no.	yds	avg	lg	blk
Cody Mills	9	405	45.0	66	1	62	2663	43.0	68	2
Thomas Boone	4	202	50.5	62	0	4	202	50.5	62	0
TEAM	1	0	0.0	0	0					
Total	14	607	43.4	66	1					
Opponents	20	730	36.5	49	1					

Kickoffs	no.	yds	avg	tb	ob	no.	yds	avg	tb	ob
Cody Mills	17	940	55.3	3	0	145	8245	56.9	17	2
Thomas Boone	2	106	53.0	0	0	2	106	53.0	0	0
Total	19	1046	55.1	3	0					
Opponents	19	1040	54.7	1	1					





**Statesmen Football**  
**Delta State Team Game-by-Game (as of Sep 19, 2016)**  
**All games**



**TEAM STATISTICS**

Date	Opponent	Rushing				Receiving				Passing				Kick Returns				Punt Returns				tot off
		no.	yds	td	lg	no.	yds	td	lg	cmp-att-int	yds	td	lg	no.	yds	td	lg	no.	yds	td	lg	
Sept. 1	KENTUCKY WESLEYAN	40	241	4	67	23	352	3	69	23-38-0	352	3	69	3	67	0	54	3	36	0	27	593
Sep 10	TEXAS A&M COMMERC	30	122	4	28	36	275	0	25	36-52-3	275	0	25	6	123	0	26	1	4	0	4	397
Sep 17	at West Georgia	42	124	2	21	21	208	0	45	21-35-0	208	0	45	6	123	0	29	1	29	1	16	332
Opponents		112	487	10	67	80	835	3	69	80-125-3	835	3	69	15	313	0	54	5	69	1	27	1322
Opponents		105	415	4	29	48	806	9	82	48-92-2	806	9	82	15	252	0	48	5	99	1	26	1221

Games: 3 • Avg/rush: 4.3 • Avg/catch: 10.4 • Pass effic: 123.23 • KR avg: 20.9 • PR avg: 13.8 • All purpose avg/game: 568.7 • Total offense avg/gm: 440.7

Date	Opponent	Tackles				Sacks no-yds	Fumble		Pass Defense			blkd kick	PAT Attempts			off			
		ua	a	total	tfl-yds		ff	fr-yds	int-yds	qbh	brup		kick	rush	rcv	saf	t/o	pts	
Sept. 1	KENTUCKY WESLEYAN	29	31	60	8.0-36	5.0-31	0	0-0	1-0	6	5	1	5-6	0	0	0	0	0	50
Sep 10	TEXAS A&M COMMERC	39	35	74	7.5-11	0.0-0	1	0-0	0-0	2	0	0	4-4	0	0	0	0	0	28
Sep 17	at West Georgia	37	24	61	2.0-4	0.0-0	0	0-0	1-2	3	1	2	0-1	0	0	0	0	3	24
Opponents		105	90	195	17.5-51	5.0-31	1	0-0	2-2	11	6	3	9-11	0	0	0	0	3	102
Opponents		144	89	233	19.0-61	6.0-30	2	1-0	3-28	10	10	2	9-11	1	1	0	16	103	

Date	Opponent	Punting							Field Goals			Kickoffs						
		no.	yds	avg	long	blkd	tb	fc	50+	i20	md-att	long	blkd	no.	yds	avg	tb	ob
Sept. 1	KENTUCKY WESLEYAN	5	268	53.6	66	0	1	2	3	3	1-1	27	0	9	465	51.7	3	0
Sep 10	TEXAS A&M COMMERC	4	175	43.8	47	0	0	2	0	1	0-0	0	0	4	234	58.5	0	0
Sep 17	at West Georgia	5	164	32.8	47	1	0	1	0	0	2-2	37	0	6	347	57.8	0	0
Opponents		14	607	43.4	66	1	1	5	3	4	3-3	37	0	19	1046	55.1	3	0
Opponents		20	730	36.5	49	1	1	2	0	8	2-3	38	1	19	1040	54.7	1	1



**Statesmen Football**  
**Delta State Opponent Game-by-Game (as of Sep 19, 2016)**  
**All games**



**OPPONENT STATISTICS**

Date	Opponent	Rushing				Receiving				Passing				Kick Returns				Punt Returns				tot off
		no.	yds	td	lg	no.	yds	td	lg	cmp-att-int	yds	td	lg	no.	yds	td	lg	no.	yds	td	lg	
Sept. 1	20 KENTUCKY WESLEYAN	32	112	1	29	13	277	3	82	13-39-1	277	3	82	5	60	0	16	0	0	0	0	389
Sep 10	TEXAS A&M COMMERC	41	149	3	16	17	322	2	66	17-23-0	322	2	66	4	94	0	48	1	21	0	21	471
Sep 17	at West Georgia	32	154	0	16	18	207	4	35	18-30-1	207	4	35	6	98	0	22	4	78	1	26	361
Delta State		105	415	4	29	48	806	9	82	48-92-2	806	9	82	15	252	0	48	5	99	1	26	1221
Delta State		112	487	10	67	80	835	3	69	80-125-3	835	3	69	15	313	0	54	5	69	1	27	1322

Games: 3 • Avg/rush: 4.0 • Avg/catch: 16.8 • Pass effic: 153.70 • KR avg: 16.8 • PR avg: 19.8 • All purpose avg/game: 533.3 • Total offense avg/gm: 407.0

Date	Opponent	Tackles				Sacks no-yds	Fumble		Pass Defense				blkd kick	PAT Attempts			off	
		ua	a	total	tfl-yds		ff	fr-yds	int-yds	qbh	brup	kick		rush	rcv	saf	t/o	pts
Sept. 1	KENTUCKY WESLEYAN	43	26	69	5.0-11	0.0-0	1	1-0	0-0	1	2	0	1-2	1	1	0	6	29
Sep 10	TEXAS A&M COMMERC	53	31	84	7.0-21	1.0-8	1	0-0	3-28	6	2	0	4-4	0	0	0	10	40
Sep 17	at West Georgia	48	32	80	7.0-29	5.0-22	0	0-0	0-0	3	6	2	4-5	0	0	0	0	34
Delta State		144	89	233	19.0-61	6.0-30	2	1-0	3-28	10	10	2	9-11	1	1	0	16	103
Delta State		105	90	195	17.5-51	5.0-31	1	0-0	2-2	11	6	3	9-11	0	0	0	3	102

Date	Opponent	Punting								Field Goals			Kickoffs					
		no.	yds	avg	long	blkd	tb	fc	50+	i20	md-att	long	blkd	no.	yds	avg	tb	ob
Sept. 1	KENTUCKY WESLEYAN	9	347	38.6	47	0	0	1	0	3	0-1	0	1	5	227	45.4	0	1
Sep 10	TEXAS A&M COMMERC	4	168	42.0	48	0	0	0	0	2	2-2	38	0	8	447	55.9	1	0
Sep 17	at West Georgia	7	215	30.7	49	1	1	1	0	3	0-0	0	0	6	366	61.0	0	0
Delta State		20	730	36.5	49	1	1	2	0	8	2-3	38	1	19	1040	54.7	1	1
Delta State		14	607	43.4	66	1	1	5	3	4	3-3	37	0	19	1046	55.1	3	0



**Statesmen Football**  
**Delta State Game Superlatives (as of Sep 19, 2016)**  
**All games**



**INDIVIDUAL GAME HIGHS**

Rushes	21	Chris Robinson at West Georgia (Sep 17, 2016)
Yards Rushing	162	Chris Robinson vs Kentucky Wesleyan (Sept. 1 2016)
TD Rushes	3	Chris Robinson vs Kentucky Wesleyan (Sept. 1 2016)
Long Rush	67	Chris Robinson vs Kentucky Wesleyan (Sept. 1 2016)
Pass attempts	37	Tyler Sullivan vs Texas A&M Commerce (Sep 10, 2016)
Pass completions	30	Tyler Sullivan vs Texas A&M Commerce (Sep 10, 2016)
Yards Passing	242	Tyler Sullivan vs Kentucky Wesleyan (Sept. 1 2016)
TD Passes	3	Tyler Sullivan vs Kentucky Wesleyan (Sept. 1 2016)
Long Pass	69	Tyler Sullivan vs Kentucky Wesleyan (Sept. 1 2016)
Receptions	8	Justin McArthur vs Texas A&M Commerce (Sep 10, 2016)
Yards Receiving	110	Casey Osborne vs Kentucky Wesleyan (Sept. 1 2016)
TD Receptions	1	Casey Osborne vs Kentucky Wesleyan (Sept. 1 2016)
	1	LaDarion Peterson vs Kentucky Wesleyan (Sept. 1 2016)
	1	Shawn Sanks vs Kentucky Wesleyan (Sept. 1 2016)
Long Reception	69	Casey Osborne vs Kentucky Wesleyan (Sept. 1 2016)
Field Goals	2	Cody Mills at West Georgia (Sep 17, 2016)
Long Field Goal	37	Cody Mills at West Georgia (Sep 17, 2016)
Punts	4	Thomas Boone vs Kentucky Wesleyan (Sept. 1 2016)
	4	Cody Mills vs Texas A&M Commerce (Sep 10, 2016)
	4	Cody Mills at West Georgia (Sep 17, 2016)
Punting Avg	66.0	Cody Mills vs Kentucky Wesleyan (Sept. 1 2016)
Long Punt	66	Cody Mills vs Kentucky Wesleyan (Sept. 1 2016)
Punts inside 20	2	Thomas Boone vs Kentucky Wesleyan (Sept. 1 2016)
Long Punt Return	27	Kam Myers vs Kentucky Wesleyan (Sept. 1 2016)
Long Kickoff Return	54	Kam Myers vs Kentucky Wesleyan (Sept. 1 2016)
Tackles	8	Jamel Dennis vs Kentucky Wesleyan (Sept. 1 2016)
	8	De'Quan Reddick vs Texas A&M Commerce (Sep 10, 2016)
Sacks	1.5	Eric Sadler vs Kentucky Wesleyan (Sept. 1 2016)
Tackles For Loss	2.5	Jamel Dennis vs Kentucky Wesleyan (Sept. 1 2016)
Interceptions	1	Romelo Wilson vs Kentucky Wesleyan (Sept. 1 2016)
	1	Wilson Curtis at West Georgia (Sep 17, 2016)



Statesmen Football  
Delta State Game Superlatives (as of Sep 19, 2016)  
All games



TEAM GAME HIGHS

Rushes	42	at West Georgia (Sep 17, 2016)
Yards Rushing	241	vs Kentucky Wesleyan (Sept. 1 2016)
Yards Per Rush	6.0	vs Kentucky Wesleyan (Sept. 1 2016)
TD Rushes	4	vs Kentucky Wesleyan (Sept. 1 2016)
	4	vs Texas A&M Commerce (Sep 10, 2016)
Pass attempts	52	vs Texas A&M Commerce (Sep 10, 2016)
Pass completions	36	vs Texas A&M Commerce (Sep 10, 2016)
Yards Passing	352	vs Kentucky Wesleyan (Sept. 1 2016)
Yards Per Pass	9.3	vs Kentucky Wesleyan (Sept. 1 2016)
TD Passes	3	vs Kentucky Wesleyan (Sept. 1 2016)
Total Plays	82	vs Texas A&M Commerce (Sep 10, 2016)
Total Offense	593	vs Kentucky Wesleyan (Sept. 1 2016)
Yards Per Play	7.6	vs Kentucky Wesleyan (Sept. 1 2016)
Points	50	vs Kentucky Wesleyan (Sept. 1 2016)
Sacks By	5	vs Kentucky Wesleyan (Sept. 1 2016)
First Downs	26	vs Kentucky Wesleyan (Sept. 1 2016)
Penalties	12	vs Kentucky Wesleyan (Sept. 1 2016)
Penalty Yards	123	vs Kentucky Wesleyan (Sept. 1 2016)
Turnovers	3	vs Texas A&M Commerce (Sep 10, 2016)
Interceptions By	1	vs Kentucky Wesleyan (Sept. 1 2016)
	1	at West Georgia (Sep 17, 2016)
Punts	5	vs Kentucky Wesleyan (Sept. 1 2016)
	5	at West Georgia (Sep 17, 2016)
Punting Avg	53.6	vs Kentucky Wesleyan (Sept. 1 2016)
Long Punt	66	vs Kentucky Wesleyan (Sept. 1 2016)
Punts inside 20	3	vs Kentucky Wesleyan (Sept. 1 2016)
Long Punt Return	27	vs Kentucky Wesleyan (Sept. 1 2016)



**Statesmen Football**  
**Delta State Game Superlatives (as of Sep 19, 2016)**  
**All games**



**OPPONENT INDIVIDUAL GAME HIGHS**

Rushes	22	Richard Cooper, vs Texas A&M Commerce (Sep 10, 2016)
Yards Rushing	96	D. Jackson, at West Georgia (Sep 17, 2016)
TD Rushes	2	Richard Cooper, vs Texas A&M Commerce (Sep 10, 2016)
Long Rush	29	Smith, DaMarcus, vs Kentucky Wesleyan (Sept. 1 2016)
Pass attempts	38	Smith, DaMarcus, vs Kentucky Wesleyan (Sept. 1 2016)
Pass completions	18	Will Gardner, at West Georgia (Sep 17, 2016)
Yards Passing	322	Luis Perez, vs Texas A&M Commerce (Sep 10, 2016)
TD Passes	4	Will Gardner, at West Georgia (Sep 17, 2016)
Long Pass	82	Smith, DaMarcus, vs Kentucky Wesleyan (Sept. 1 2016)
Receptions	6	Cole, Keelan, vs Kentucky Wesleyan (Sept. 1 2016)
Yards Receiving	181	Cole, Keelan, vs Kentucky Wesleyan (Sept. 1 2016)
TD Receptions	3	Cole, Keelan, vs Kentucky Wesleyan (Sept. 1 2016)
Long Reception	82	Cole, Keelan, vs Kentucky Wesleyan (Sept. 1 2016)
Field Goals	2	K. Martinez, vs Texas A&M Commerce (Sep 10, 2016)
Long Field Goal	38	K. Martinez, vs Texas A&M Commerce (Sep 10, 2016)
Punts	9	Westmoreland, E, vs Kentucky Wesleyan (Sept. 1 2016)
Punting Avg	42.0	H. Dominguez, vs Texas A&M Commerce (Sep 10, 2016)
Long Punt	49	Jordan Ikner, at West Georgia (Sep 17, 2016)
Punts inside 20	3	Westmoreland, E, vs Kentucky Wesleyan (Sept. 1 2016)
	3	Jordan Ikner, at West Georgia (Sep 17, 2016)
Long Punt Return	26	K.J. Parmer, at West Georgia (Sep 17, 2016)
Long Kickoff Return	48	Buck Wilson, vs Texas A&M Commerce (Sep 10, 2016)
Tackles	11	Hatari Byrd, vs Texas A&M Commerce (Sep 10, 2016)
Sacks	2.0	Dylan Donahue, at West Georgia (Sep 17, 2016)
Tackles For Loss	3.0	Dylan Donahue, at West Georgia (Sep 17, 2016)
Interceptions	1	Hatari Byrd, vs Texas A&M Commerce (Sep 10, 2016)
	1	D.J. White, vs Texas A&M Commerce (Sep 10, 2016)
	1	G. Blubaugh, vs Texas A&M Commerce (Sep 10, 2016)



Statesmen Football  
Delta State Game Superlatives (as of Sep 19, 2016)  
All games



OPPONENT TEAM GAME HIGHS

Rushes	41	vs Texas A&M Commerce (Sep 10, 2016)
Yards Rushing	154	at West Georgia (Sep 17, 2016)
Yards Per Rush	4.8	at West Georgia (Sep 17, 2016)
TD Rushes	3	vs Texas A&M Commerce (Sep 10, 2016)
Pass attempts	39	vs Kentucky Wesleyan (Sept. 1 2016)
Pass completions	18	at West Georgia (Sep 17, 2016)
Yards Passing	322	vs Texas A&M Commerce (Sep 10, 2016)
Yards Per Pass	14.0	vs Texas A&M Commerce (Sep 10, 2016)
TD Passes	4	at West Georgia (Sep 17, 2016)
Total Plays	71	vs Kentucky Wesleyan (Sept. 1 2016)
Total Offense	471	vs Texas A&M Commerce (Sep 10, 2016)
Yards Per Play	7.4	vs Texas A&M Commerce (Sep 10, 2016)
Points	40	vs Texas A&M Commerce (Sep 10, 2016)
Sacks By	5	at West Georgia (Sep 17, 2016)
First Downs	22	vs Texas A&M Commerce (Sep 10, 2016)
	22	at West Georgia (Sep 17, 2016)
Penalties	13	vs Kentucky Wesleyan (Sept. 1 2016)
Penalty Yards	91	vs Texas A&M Commerce (Sep 10, 2016)
Turnovers	1	vs Kentucky Wesleyan (Sept. 1 2016)
	1	at West Georgia (Sep 17, 2016)
Interceptions By	3	vs Texas A&M Commerce (Sep 10, 2016)
Punts	9	vs Kentucky Wesleyan (Sept. 1 2016)
Punting Avg	42.0	vs Texas A&M Commerce (Sep 10, 2016)
Long Punt	49	at West Georgia (Sep 17, 2016)
Punts inside 20	3	vs Kentucky Wesleyan (Sept. 1 2016)
	3	at West Georgia (Sep 17, 2016)
Long Punt Return	26	at West Georgia (Sep 17, 2016)



**Statesmen Football**  
**Delta State Red-Zone Results (as of Sep 19, 2016)**  
**All games**



**Delta State Inside Opponent Red-Zone**

Date	Opponent	Score	Times In RZ	Times Scored	Total Pts	Rush TDs	Pass TDs	FGs Made	Failed to score inside RZ						
									FGA	Down	Int	Fumb	Half	Game	
Sept. 1 2016	KENTUCKY WESLEYAN	W 50-29	5	5	30	4	3	1	0	0	0	0	0	0	0
Sep 10, 2016	TEXAS A&M COMMERCE	L 28-40	4	4	28	4	4	0	0	0	0	0	0	0	0
Sep 17, 2016	at West Georgia	L 24-34	4	4	18	2	2	0	2	0	0	0	0	0	0
Totals			13	13	76	10	9	1	3	0	0	0	0	0	0

13 of 13 (100.0%)

**Opponents Inside Delta State Red-Zone**

Date	Opponent	Score	Times In RZ	Times Scored	Total Pts	Rush TDs	Pass TDs	FGs Made	Failed to score inside RZ						
									FGA	Down	Int	Fumb	Half	Game	
Sept. 1 2016	KENTUCKY WESLEYAN	W 50-29	3	2	14	2	1	1	0	1	0	0	0	0	0
Sep 10, 2016	TEXAS A&M COMMERCE	L 28-40	4	4	27	4	3	1	0	0	0	0	0	0	0
Sep 17, 2016	at West Georgia	L 24-34	2	2	13	2	0	2	0	0	0	0	0	0	0
Totals			9	8	54	8	4	4	0	1	0	0	0	0	0

8 of 9 (88.9%)



**Statesmen Football**  
**Delta State By-Quarter Statistics (as of Sep 19, 2016)**  
**All games**



**3rd-Down Conversions**

Date	Opponent	Score	Overall	1st Qtr	2nd Qtr	3rd Qtr	4th Qtr	Overtime
Sept. 1 2016	KENTUCKY WESLEYAN	W 50-29	9-17 52.9	3-4 75.0	4-6 66.7	1-3 33.3	1-4 25.0	
Sep 10, 2016	TEXAS A&M COMMERCE	L 28-40	6-16 37.5	3-5 60.0	1-2 50.0	1-4 25.0	1-5 20.0	
Sep 17, 2016	at West Georgia	L 24-34	5-18 27.8	3-5 60.0	1-5 20.0	0-4 0.0	1-4 25.0	
	Delta State		20-51 39.2	9-14 64.3	6-13 46.2	2-11 18.2	3-13 23.1	0-0 0.0
	Opponents		16-42 38.1	2-10 20.0	5-13 38.5	5-11 45.5	4-8 50.0	0-0 0.0

**4th-Down Conversions**

Date	Opponent	Score	Overall	1st Qtr	2nd Qtr	3rd Qtr	4th Qtr	Overtime
Sept. 1 2016	KENTUCKY WESLEYAN	W 50-29	0-0 0.0	0-0 0.0	0-0 0.0	0-0 0.0	0-0 0.0	
Sep 10, 2016	TEXAS A&M COMMERCE	L 28-40	2-5 40.0	1-1 100.0	0-0 0.0	0-1 0.0	1-3 33.3	
Sep 17, 2016	at West Georgia	L 24-34	3-6 50.0	0-1 0.0	0-0 0.0	2-3 66.7	1-2 50.0	
	Delta State		5-11 45.5	1-2 50.0	0-0 0.0	2-4 50.0	2-5 40.0	0-0 0.0
	Opponents		1-1 100.0	0-0 0.0	0-0 0.0	1-1 100.0	0-0 0.0	0-0 0.0

**Time of Possession**

Date	Opponent	Score	Overall	1st Qtr	2nd Qtr	3rd Qtr	4th Qtr	Overtime
Sept. 1 2016	KENTUCKY WESLEYAN	W 50-29	30:30	7:06	9:41	5:10	8:33	
Sep 10, 2016	TEXAS A&M COMMERCE	L 28-40	29:25	7:51	6:38	7:31	7:25	
Sep 17, 2016	at West Georgia	L 24-34	31:23	8:57	8:34	8:10	5:42	
	Delta State	Total	91:18	23:54	24:53	20:51	21:40	0:00
		Avg.	30:26	7:58	8:17	6:57	7:13	0:00
	Opponents	Total	88:42	21:06	20:07	24:09	23:20	0:00
		Avg.	29:34	7:02	6:42	8:03	7:46	0:00



Statesmen Football  
Delta State Games Played (as of Sep 19, 2016)  
All games



##	PLAYER	GP-GS	KWC	TAMUC	UWG
12	Ken Hike Jr.	3/-	XXX	XXX	XXX
53	DeQuin Anders	3/-	XXX	XXX	XXX
59	Isaac Bails	1/-	XXX	...	...
98	Cole Baker	3/3	START	START	START
7	Joreco Beckwith	3/-	XXX	XXX	XXX
22	D'Juan Bellaire	3/-	XXX	XXX	XXX
48	Thomas Boone	2/-	XXX	XXX	...
43	Javon Bradford	2/-	...	XXX	XXX
15	Erin Brown	3/1	XXX	START	XXX
27	Tyrell Brown	3/3	START	START	START
16	Jabe Burgess	2/-	XXX	XXX	...
40	Austin Campbell	3/-	XXX	XXX	XXX
87	Michael Carr	2/-	...	XXX	XXX
84	Marquis Carter	2/-	XXX	...	XXX
20	Chris Cooley	3/2	START	START	XXX
50	Marquis Coston	1/-	XXX	...	...
31	Wilson Curtis	3/3	START	START	START
46	Tyler Daniels	2/-	XXX	...	XXX
33	Jamel Dennis	3/3	START	START	START
52	Chandler Ector	3/3	START	START	START
9	K'Shun Evans	3/2	XXX	START	START
91	Laren Fairley	2/-	...	XXX	XXX
92	Sifi Finau	3/-	XXX	XXX	XXX
5	Keith Flanigan	3/3	START	START	START
24	Timothy Foy	3/-	XXX	XXX	XXX
95	Brandon Gaddy	3/3	START	START	START
81	Benji Galbraith	3/-	XXX	XXX	XXX
90	Demarcus Glover	3/3	START	START	START
80	Leon Green	2/-	XXX	XXX	...
69	Jackson Hanson	2/-	XXX	...	XXX
86	Tyler Harrell	1/-	...	XXX	...
57	J. Hauenstein	1/-	XXX	...	...
74	Thomas Head	1/-	XXX	...	...
34	M. Hickinbottom	1/-	...	XXX	...
62	Payton Hollis	1/-	XXX	...	...
42	Tyler Hood	2/-	XXX	XXX	...
26	Nick Houston	3/-	XXX	XXX	XXX
72	R.J. Hulse	3/3	START	START	START
29	C.J. Johnson	3/-	XXX	XXX	XXX
63	D. Johnson	3/3	START	START	START
30	Daniel Johnson	3/-	XXX	XXX	XXX
58	Chris Jones	1/-	XXX	...	...
23	Dem. Kendrick	3/3	START	START	START
28	Justin McArthur	3/-	XXX	XXX	XXX
79	D. McClelland	3/3	START	START	START
36	Bryant McDuffie	3/1	XXX	XXX	START
8	Decory McGee	3/-	XXX	XXX	XXX



Statesmen Football  
Delta State Games Played (as of Sep 19, 2016)  
All games



##	PLAYER	GP-GS	KWC	TAMUC	UWG
21	Cody Mills	3/-	XXX	XXX	XXX
1	Kam Myers	2/2	START	START	...
4	Casey Osborne	2/2	START	START	...
6	L. Peterson	3/-	XXX	XXX	XXX
11	La. Peterson	2/2	START	...	START
38	Chris Pickett	2/-	...	XXX	XXX
10	A. Pina-Rhoden	2/2	START	...	START
17	Josh Pinkston	2/-	XXX	XXX	...
13	De'Quan Reddick	3/-	XXX	XXX	XXX
77	George Roberts	3/3	START	START	START
2	Chris Robinson	3/3	START	START	START
37	John Robinson	1/-	XXX	...	...
55	Eric Sadler	2/-	XXX	XXX	...
56	Zane Samuel	2/-	XXX	...	XXX
45	Shawn Sanks	3/1	XXX	XXX	START
71	Jesse Smithson	3/3	START	START	START
96	M. Stallworth	1/-	...	...	XXX
18	Tyler Sullivan	3/3	START	START	START
39	Keijne Thomas	2/-	XXX	XXX	...
44	Landry Tullo	3/-	XXX	XXX	XXX
76	Innis Claud V	1/-	XXX	...	...
25	Devontae Wilson	3/-	XXX	XXX	XXX
3	Romelo Wilson	3/3	START	START	START
54	Jaterrian Wren	3/-	XXX	XXX	XXX



Statesmen Football  
Delta State Total Tackles Game-by-Game (as of Sep 19, 2016)  
All games



Total Tackles	UA-A	Total	KWC	TAMUC	UWG
De'Quan Reddick	14-4	18	4-1	6-2	4-1
Chandler Ector	6-9	15	2-2	1-5	3-2
Jamel Dennis	7-8	15	3-5	4-2	0-1
Jaterrian Wren	3-10	13	1-4	1-5	1-1
Wilson Curtis	8-4	12	2-0	1-2	5-2
Keith Flanigan	6-5	11	2-3	2-1	2-1
Brandon Gaddy	5-5	10	1-2	3-1	1-2
Ken Hike Jr.	7-3	10	1-1	4-1	2-1
Landry Tullo	5-5	10	-	2-2	3-3
Cole Baker	4-5	9	1-3	2-2	1-0
Erin Brown	4-5	9	2-1	1-2	1-2
Joreco Beckwith	3-4	7	-	0-2	3-2
Eric Sadler	2-4	6	1-4	1-0	DNP
Devontae Wilson	3-2	5	-	-	3-2
Romelo Wilson	4-1	5	1-0	1-1	2-0
Keijne Thomas	2-3	5	0-2	2-1	DNP
Nick Houston	1-4	5	-	0-2	1-2
Daniel Johnson	4-1	5	1-0	2-1	1-0
C.J. Johnson	2-2	4	2-1	-	0-1
Dem. Kendrick	4-0	4	3-0	1-0	-
Tyrell Brown	3-0	3	1-0	1-0	1-0
Demarcus Glover	1-2	3	-	1-2	-
La. Peterson	1-2	3	1-2	DNP	-
Javon Bradford	1-1	2	DNP	-	1-1
D. McClelland	1-0	1	-	1-0	-
Decory McGee	1-0	1	-	-	1-0
Tyler Hood	1-0	1	-	1-0	DNP
M. Stallworth	1-0	1	DNP	DNP	1-0
Laren Fairley	1-0	1	DNP	1-0	-
DeQuin Anders	0-1	1	-	0-1	-



Statesmen Football  
Delta State Passing Game-by-Game (as of Sep 19, 2016)  
All games



#18 Tyler Sullivan	Comp	Att	Int	Pct	Yards	TD	Long	Sacked	Effic
Kentucky Wesleyan	12	18	0	66.7	242	3	69	0-0	234.60
Texas A&M Commerce	30	37	3	81.1	221	0	25	0-0	115.04
West Georgia	20	34	0	58.8	163	0	38	5-22	99.09
TOTALS	62	89	3	69.7	626	3	69	5-22	133.13

#16 Jabe Burgess	Comp	Att	Int	Pct	Yards	TD	Long	Sacked	Effic
Kentucky Wesleyan	11	20	0	55.0	110	0	22	0-0	101.20
Texas A&M Commerce	6	15	0	40.0	54	0	18	1-8	70.24
TOTALS	17	35	0	48.6	164	0	22	1-8	87.93

#21 Cody Mills	Comp	Att	Int	Pct	Yards	TD	Long	Sacked	Effic
West Georgia	1	1	0	100.0	45	0	45	0-0	478.00
TOTALS	1	1	0	100.0	45	0	45	0-0	478.00



Statesmen Football  
Delta State Rushing/Receiving Game-by-Game (as of Sep 19, 2016)  
All games



<b>RUSHING</b>	<b>No-Yds/TD</b>	<b>KWC</b>	<b>TAMUC</b>	<b>UWG</b>
Chris Robinson	50-304/6	13-162/3	16-64/2	21-78/1
D'Juan Bellaire	23-114/2	10-40/1	2-14/0	11-60/1
Justin McArthur	17-77/0	10-32/0	7-45/0	-
Timothy Foy	5-18/2	4-13/0	1-5/2	-
TEAM	2--2/0	1--1/0	DNP	1--1/0
Kam Myers	3--5/0	1--1/0	2--4/0	DNP
Jabe Burgess	1--8/0	-	1--8/0	DNP
Tyler Sullivan	11--11/0	1--4/0	1-6/0	9--13/0

<b>RECEIVING</b>	<b>No-Yds/TD</b>	<b>KWC</b>	<b>TAMUC</b>	<b>UWG</b>
Casey Osborne	10-147/1	5-110/1	5-37/0	DNP
K'Shun Evans	14-127/0	3-32/0	7-52/0	4-43/0
L. Peterson	9-120/1	2-54/1	4-44/0	3-22/0
D'Juan Bellaire	6-82/0	2-27/0	-	4-55/0
Marquis Carter	4-71/0	3-49/0	DNP	1-22/0
Kam Myers	5-66/0	1-32/0	4-34/0	DNP
Bryant McDuffie	7-51/0	1-6/0	3-41/0	3-4/0
Ken Hike Jr.	1-45/0	-	-	1-45/0
Josh Pinkston	3-38/0	1-20/0	2-18/0	DNP
Justin McArthur	8-36/0	-	8-36/0	-
Chris Robinson	5-20/0	-	2-9/0	3-11/0
Leon Green	1-14/0	1-14/0	-	DNP
Chris Cooley	1-6/0	1-6/0	-	-
Benji Galbraith	1-4/0	-	-	1-4/0
Timothy Foy	3-4/0	2-0/0	1-4/0	-
A. Pina-Rhoden	1-2/0	-	DNP	1-2/0
Shawn Sanks	1-2/1	1-2/1	-	-



Statesmen Football  
Delta State Return Stats Game-by-Game (as of Sep 19, 2016)  
All games



<b>PUNT RETURNS</b>	<b>No-Yds</b>	<b>KWC</b>	<b>TAMUC</b>	<b>UWG</b>
Kam Myers	4-40	3-36	1-4	DNP
Zane Samuel	1-29	-	DNP	1-29

<b>KICK RETURNS</b>	<b>No-Yds</b>	<b>KWC</b>	<b>TAMUC</b>	<b>UWG</b>
Kam Myers	7-177	1-54	6-123	DNP
Justin McArthur	3-62	-	-	3-62
Ken Hike Jr.	3-61	-	-	3-61
Shawn Sanks	1-8	1-8	-	-
Bryant McDuffie	1-5	1-5	-	-

<b>INT. RETURNS</b>	<b>No-Yds</b>	<b>KWC</b>	<b>TAMUC</b>	<b>UWG</b>
Romelo Wilson	1-0	1-0	-	-
Wilson Curtis	1-2	-	-	1-2

<b>FUMBLE RETURNS</b>	<b>No-Yds</b>	<b>KWC</b>	<b>TAMUC</b>	<b>UWG</b>
-----------------------	---------------	------------	--------------	------------



Statesmen Football  
Delta State Sacks Game-by-Game (as of Sep 19, 2016)  
All games



<b>SACKS</b>	<b>UA-A</b>	<b>Total</b>	<b>KWC</b>	<b>TAMUC</b>	<b>UWG</b>
Eric Sadler	1-1	1.5	1.5-6	-	DNP
Erin Brown	1-0	1.0	1.0-5	-	-
Cole Baker	0-2	1.0	1.0-9	-	-
Jamel Dennis	1-0	1.0	1.0-6	-	-
Jaterrian Wren	0-1	0.5	0.5-5	-	-



Statesmen Football  
Delta State Tackle For Loss Game-by-Game (as of Sep 19, 2016)  
All games



<b>TACKLES FOR LOSS</b>	<b>UA-A</b>	<b>Total</b>	<b>KWC</b>	<b>TAMUC</b>	<b>UWG</b>
Jamel Dennis	3-1	3.5	2.5-7	1.0-1	-
Jaterrian Wren	2-2	3.0	1.5-8	1.5-2	-
Eric Sadler	2-2	3.0	2.0-7	1.0-1	DNP
Cole Baker	1-3	2.5	1.0-9	1.5-3	-
Erin Brown	2-0	2.0	1.0-5	1.0-2	-
Javon Bradford	1-0	1.0	DNP	-	1.0-2
Wilson Curtis	1-0	1.0	-	-	1.0-2
Brandon Gaddy	1-0	1.0	-	1.0-1	-
Nick Houston	0-1	0.5	-	0.5-1	-



Statesmen Football  
Delta State Fumbles Game-by-Game (as of Sep 19, 2016)  
All games



<b>FUMBLES</b>	<b>No-Lost</b>	<b>KWC</b>	<b>TAMUC</b>	<b>UWG</b>
Chris Robinson	1-0	-	1-0	-
Casey Osborne	1-1	1-1	-	DNP
Kam Myers	1-0	1-0	-	DNP

<b>FUMBLES FORCED</b>	<b>Number</b>	<b>KWC</b>	<b>TAMUC</b>	<b>UWG</b>
Jamel Dennis	1	-	1	-

<b>FUMBLES RECOVERED</b>	<b>Number</b>	<b>KWC</b>	<b>TAMUC</b>	<b>UWG</b>
--------------------------	---------------	------------	--------------	------------