



DELTA STATE

DELTA STATE UNIVERSITY STATESMEN FOOTBALL | 2016 OFFICIAL GAME NOTES
 2000 NCAA NATIONAL CHAMPIONS | SEVEN GULF SOUTH CONFERENCE CHAMPIONS | FOUR NCAA REGIONAL TITLES | EIGHT NCAA POSTSEASON APPEARANCES

STATESMEN

4-5 OVERALL

3-4 GSC

Rankings.....NR - AFCA/NR - D2FB
 Record (GSC).....4-5 (3-4 GSC)
 Head CoachTodd Cooley (Arkansas Tech, 1999)
 Record at DSU (Years).....26-15 (4th)



AT



Florida Tech

7-2 OVERALL

4-2 GSC

Rankings.....RV - AFCA/No. 23 - D2FB
 Record (GSC).....7-2 (4-2 GSC)
 Head CoachSteve Englehart (Indiana State, 2000)
 Record at FIT (Years).....25-18 (4th season) | Overall: 51-32

PANTHERS

INSIDE THE SERIES: DELTA STATE @ FLORIDA TECH

- **SEASON FINALE:** Delta State University will play its final game of the 2016 season this **Saturday, Nov. 12**, as the **Statesmen** (4-5, 3-4 GSC) travel to Melbourne, Fla., to face the No. 23 **Panthers** (7-2, 4-2 GSC) of the **Florida Institute of Technology**. Kickoff is set for **2 p.m. EST** and the game will be televised as the **Florida SpaceCoast Beaches GSC Game of the Week** on **ESPN3**.
- **INSIDE THE SERIES:** Delta State and Florida Tech are meeting for the **fourth** time in the series, with the **Statesmen** owning a **2-1** edge in the series. FIT's lone win came last year on Oct. 3, 2015 at Parker Field-McCool Stadium in a 41-37 setback for the Statesmen. DSU is **1-0** in Melbourne, Fla., claiming a 58-20 victory on Oct. 2, 2014 at Panther Stadium.
- **LAST TIME OUT:** The **Lions** (6-1, 5-0 GSC) of the University of North Alabama used a 28-point third quarter to claim a **49-19** victory over the **Statesmen** (4-5, 3-4 GSC) of Delta State University on Saturday, Oct. 29 in the final home game for 24 seniors at Parker Field-McCool Stadium. Junior running back Chris Robinson tied the Gulf South Conference's single-season touchdown record with his 24th of the year, equaling University of Central Arkansas running back Kentrel Rogers' 2005 mark.
- **MAKING A CASE FOR THE HARLON HILL:** Junior running back **Chris Robinson** is making a case that he should be considered one of the leading candidates for the **Harlon Hill Trophy**, presented annually to NCAA Division II Player of the Year. The Gulf Coast (Miss.) CC transfer is the **nation's leading scorer**, averaging 16.0 points per game. The 5-foot-8 lethal weapon also leads **NCAA Division II in touchdowns** (24) and **rushing touchdowns** (19) while pacing the **GSC in rushing** (894 yards) and **yards per game** (99.3). A dual-threat target for opposing defense, Robinson has caught 30 passes for 485 yards and five scores. In fact, he's turned in back-to-back 130-yard rushing games for DSU and has scored at least two touchdowns in seven of nine games.
- **SULLIVAN NAMED CAMPBELL TROPHY FINALIST:** The **National Football Foundation (NFF) & College Hall of Fame** announced today the finalists for the **2016 William V. Campbell Trophy**, presented by Fidelity Investments® and prominently displayed at its official home inside the New York Athletic Club. The trophy recognizes an individual as the absolute best football scholar-athlete in the nation and Delta State University quarterback **Tyler Sullivan** was one of the 12 finalists named by the NFF.

HOW THEY COMPARE

STATESMEN (4-5, 3-4 GSC) | PANTHERS (7-2, 4-2 GSC)



39.2	PPG	39.6
23.6	1st DOWNS	21.3
175.9	RUSH	216.4
286.0	PASS	276.8
461.9	OFFENSE	493.2
15	INTS	11
45	TDS	45
7-8	FGS	9-13
30:49	TOP	30:16
19-106	SACKS BY	25-182
39.0	SCORING D	19.7
163.6	RUSH/A	92.6
263.7	PASS/A	241.3
427.2	OPP/OFFENSE	333.9

W **KWC**
 Sept. 1 | 6 pm | SSN
 Parker-McCool | W, 50-29

L **L**
 Sept. 10 | 6 pm | SSN
 Parker-McCool | L, 40-28

L **UWG**
 Sept. 17 | 2 pm ET | SSN
 Ra-Lin Field | L, 34-24

W **W**
 Sept. 24 | 6 pm | SSN
 Parker-McCool | W, 47-7

W **MC**
 Sept. 29 | 6 pm | GSC-TV
 Parker-McCool | W, 61-31

L **TIGERS**
 Oct. 8 | 2 pm | SSN
 Tigers Stadium | L, 54-42

W **WEST FLORIDA**
 Oct. 15 | 4 pm | SSN
 Parker-McCool | W, 55-51

L **V STATE**
 Oct. 22 | 2 pm ET | SSN
 Bazemore-Hyder | L, 56-27

L **L**
 Oct. 29 | 2 pm | SSN
 Parker-McCool | L, 49-19

Florida Tech
 Nov. 12 | 2 pm ET | GSC-TV
 Palm Bay HS | Melbourne, Fla.

SCHEDULE/RESULTS

2016 STATESMEN FOOTBALL



LANDRY TULLO

44 | LB | Hoover, Ala.



EXTERNAL RELATIONS



Delta State University's Office of Athletic Communications provides a full service public relations shop to members of the media. Game day services include credentials, statistics, photography, video clips (where available), and post-game access to coaches and student-athletes. The Office of Athletic Communications is located on the second floor of Chadwick-Dickson Fieldhouse adjacent to Parker Field-McCool Stadium.

- Football Contact**..... **Matt Jones**
E-Mail: matt@deltastate.edu | Cell: (662) 719-9160
- Secondary Contact** **J.T. Webb**
E-Mail: jwebb@deltastate.edu | Cell: (662) 719-7071
- Statistics/Credentials** **Fred Sington**
E-Mail: fsington@deltastate.edu | Cell: (662) 588-6232

Delta State University Office of Athletic Communications
Chadwick-Dickson Fieldhouse • Cleveland, MS 38733

ONLINE: GOSTATESMEN.COM

GoStatesmen.com offers complete coverage of Delta State football each week online with a live in-game blog and live stats provided through SideArm Sports. GoStatesmen.com is also optimized for all devices.

DELTA STATE FAST FACTS

Name of School	Delta State University
City/Zip	Cleveland, MS 38733
Founded	1924
Enrollment	3,832
Nickname	Statesmen
School Colors	Forest Green & White
Affiliation	NCAA Division II
Conference	Gulf South
President	William N. LaForge (Delta State, 1970)
Athletic Director	Ronnie Mayers (Delta State, 1972)



STADIUM INFORMATION

Home Field	Parker Field at McCool Stadium
Capacity	8,125
Surface	Geo-Surfaces Artificial Turf
Record at Parker Field-McCool Stadium	148-82-8
NCAA Playoff Record at Parker-McCool	8-3

HISTORY

First Year of Football	1926
All-Time Record	459-384-23
GSC Championships	Seven/1998, 2000, 2007, 2008, 2010, 2011, 2014
NCAA National Championships	One/2000
No. of Years in NCAA Tournament	Eighth
NCAA Postseason Record	14-7
All-Time Bowl/Post-Season Record	16-6
Last Post-Season Appearance	2014
Finish	0-1/L, 37-27 vs. West Georgia NCAA 2nd Round

TEAM INFORMATION

2015 Final Record	6-5
Gulf South Conference	2-5/Tied for 5th
Final National Ranking	Not Ranked
Basic Offense	Spread Multiple
Basic Defense	4-3
Starters Returning/Lost	16/9
Offense	6/5
Defense	7/4
Specialty	3/0
Lettermen Returning/Lost	47/49
Offense	19/16
Defense	27/11
Specialty	3/2

COACHING STAFF

Head Coach	Todd Cooley
Alma Mater/Year	Arkansas Tech/1999
Record at DSU/Years	26-15/4th
Career Collegiate Record	26-15/4th
NCAA Playoff Record	0-1
NCAA Playoff Appearances	1/2014
Football Office Phone	(662) 846-4300
Best Time To Reach	Mornings (9-11 a.m.)

ASSISTANT COACHES

Joel Williams (Mississippi College, 1981)	Offensive Coordinator
Raleigh Jackson (The Citadel, 2004)	Defensive Coordinator
Kelvin Green (Clemson, 2009)	Defensive Line
Jonathan Fletcher (Knox, 2011)	Running Backs/STC
Tyler Hasty (Guilford, 2011)	Wide Receivers
Nick Popiel (Georgia College, 2011)	Corners
Travis Champion (Delta State, 2014)	Quarterbacks
Zach Muller (Wofford, 2015)	Defensive Backs
Joiner Stewart (Millsaps, 2013)	DFO/Defensive Line
Jordan Martin (Delta State, 2016)	Offensive Line
Patrick Bethley (Delta State, Exp. 2017)	Safeties


ATHLETIC TRAINING

David Pryor, ATC/LAT	Assistant AD for Sports Medicine
Abby Havard, ATC/LAT	Assistant Director
Richard Ballard, ATC	Graduate Assistant



HARLON HILL TROPHY: CANDIDATE CHRIS ROBINSON

RB | 5-9 | 193 | JR. | BUDE, MISS. (GULF COAST CC)



BY THE NUMBERS

1379

Leads the Gulf South Conference with 1,379 all-purpose yards...Averaging 153.2 ypg...894 yards rushing...485 receiving yards.

894

Ranked #1 in GSC in rushing...Rushed 173 times for 894 yards and 19 TDs...Four games of 100+ yards, including a season-high 162 vs KWC.

99.3

Tops in the GSC with 99.3 rushing yards per game... Robinson ranks 31st nationally in NCAA Division II in rush yards per game.

485

Proving his versatility, Robinson has caught 30 passes for 485 yards and five touchdowns...In fact, he has recorded multiple 100+ yard games.









24

Ranks #1 in all of NCAA Division II in scoring...16.0 points per game leads GSC/NCAA DII...24 total touchdowns (19 rushing/5 receiving)

19

Ranks #1 in NCAA Division II with 19 rushing touchdowns...Rushed for at-least two touchdowns in six games, including five versus West Florida.

DELTA STATE SCHEDULE BREAKDOWN

	KENTUCKY WESLEYAN Sept. 1 6 pm SSN Parker-McCool Cleveland Results: W, 50-29	The Panthers picked up their first win of the year, defeating Central State 21-7 on Saturday, Oct. 1...KWC dopped to 1-6 on the season after losing 43-20 at North Carolina-Pembroke...Panthers host Ashland University this Saturday at Steele Stadium.
	TXA&M-COMMERCE Sept. 10 6 pm SSN Parker-McCool Cleveland Results: L, 40-28	Ranked No. 8 in AFCA Division II Poll ... The Lions moved to 6-1 on the year after defeating Western New Mexico State 38-24 in Silver City, N.M...TAMUC travels to Angelo State this Saturday before returning to Commerce to host West Texas A&M.
	WEST GEORGIA Sept. 17 2 pm ET SSN Ra-Lin Field Carrollton, Ga. Results: L, 34-24	Picked to win the Gulf South Conference Championship...Dropped their fourth game of the year after falling to Florida Tech 45-21 at Ra-Lin Field/University Stadium in Carrollton...The loss knocks the Wolves from postseason contention.
	SHORTER Sept. 24 6 pm SSN Parker-McCool Cleveland Results: W, 47-7	PIG PICKIN' - First time in the history of the program (12 years) that Phil Jones has not been head coach...Return 12 starters from a 2-8 team in 2015...Hawks dropped to 0-9 after falling 32-0 to Mississippi College at Barron Stadium in Rome, Ga.
	MISSISSIPPI COLLEGE Sept. 29 6 pm GSC-TV Parker-McCool Cleveland Results: W, 61-31	HERITAGE BELL CLASSIC - First season back as a full participating member of the GSC, for the first time since 1995-96...Choctaws earned their first GSC victory in 22 years, defeating Shorter 32-0 in Rome, Ga., last week.
	WEST ALABAMA Oct. 8 4 pm SSN Tigers Stadium Livingston, Ala. Results: L, 54-42	West Alabama returns 13 starters from a team that finished 7-4 in 2015, including eight defenders and two special teamers...Tigers fell to Valdosta State 37-22 at Tigers Stadium in Livingston, Ala., last week. UWA hosts Malone to close the season on Saturday.
	WEST FLORIDA Oct. 15 4 pm SSN Parker-McCool Cleveland Results: W, 55-51	HOMECOMING - The Argonauts are entering their inaugural season of NCAA college football under head coach Pete Shinnick, former coach at UNC-Pembroke...Argos were crushed by eventual GSC champion North Alabama 51-3 at Braly Municipal Stadium.
	VALDOSTA STATE Oct. 22 2 pm ET SSN Bazemore-Hyder Valdosta, Ga. Results: L, 56-27	The Blazers feature first-year head coach Kerwin Bell, who will try to lead VSU to the playoffs for the third straight season...VSU moved to 7-2 on the year after defeating the Tigers of West Alabama 37-22 in Livingston, Ala., last week.
	NORTH ALABAMA Oct. 29 2 pm SSN Parker-McCool Cleveland Results: L, 49-19	The Lions return 17 starters from a team that finished 9-3 and advanced to NAAs...UNA clinched its fourth consecutive GSC championship with a 51-3 victory over West Florida this past Saturday in Florence. UNA is 7-1, 6-0 in GSC play.
	FLORIDA TECH Nov. 12 2 pm ET GSC-TV Palm Bay HS Melbourne, Fla. Results:	Picked to finish third in the GSC after a 7-4 finish in 2015, which included an upset of West Georgia...Claimed an impressive 45-21 win over West Georgia in Carrollton, Ga., at Ra-Lin Field/University Stadium...A win locks up an NCAA postseason berth.



Florida Tech

SETTING THE SCENE

Location	Melbourne, Fla.
Kickoff	2 p.m. EST
Site	Panther Stadium
Capacity	7,500
Surface	Artificial Turf
TV	ESPN3 GSC-TV Live Game of the Week
Radio	Statesmen Sports Network
All-Time Series	Delta State leads 2-1
In Melbourne, Fla.	Statesmen lead 1-0
Last Meeting	Oct. 3, 2015 Cleveland, Miss.
Result	L, 41-37 at Parker Field-McCool Stadium

GET SOCIAL



Official Twitter Account	@DSUStatesmen
Football Twitter Account	@DeltaStateFB
Live Score Twitter Updates	@DSUScores
Instagram Account	@DSUAthletics
Facebook Account	Facebook.com/DSUStatesmen
Hashtags	#DSUFamily #UnitedinGreen #DSUVsFIT

STATESMEN SPORTS NETWORK



Play-by-Play	Matt Jones
Analyst	Philip Tang Cody Clark
Sideline Reporter	Lane Quinton
Online (iOS Android)	GoStatesmen.com
Flagship	WMJW 107.5 FM

D'JUAN BELLAIRE
22 | RB | Antelope, Calif.



LAST WEEK'S GULF SOUTH RESULTS

North Alabama 49 @ Delta State 19
Florida Tech 45 @ West Georgia 21

Mississippi College 32 @ Shorter 0
Valdosta State 37 @ West Alabama 22



BY THE NUMBERS: STATESMEN vs. PANTHERS

*UNDER TODD COOLEY

	2-1 SERIES RECORD	1-0 IN MELBOURNE	2-1 COOLEY vs. FIT	49.0 PPG vs. FIT*	510.3 TOTAL OFFENSE*
--	-----------------------------	----------------------------	------------------------------	-----------------------------	--------------------------------



Florida Tech

7-2 OVERALL

4-2 GSC

PANTHERS


Rankings.....RV - AFCA/No. 23 - D2FB
 Record (GSC).....7-2 (4-2 GSC)
 Head CoachSteve Englehart (Indiana State, 2000)
 Record at FIT (Years).....25-18 (4th season) | Overall: 51-32

SERIES HISTORY: FLORIDA TECH

- ▶ Fourth meeting in series history
- ▶ Overall: Delta State leads 2-1
- ▶ In Cleveland: Series tied 1-1
- ▶ In Melbourne, Fla.: Statesmen lead 1-0
- ▶ Last Five Meetings: N/A
- ▶ Last 10 Meetings: N/A

GM	W/L	DATE	DSU	LOCATION	FIT
1	W	09-28-2013	52	Cleveland, MS	31
2	W	10-02-2014	58	Melbourne, FL	20
3	L	10-03-2015	37	Cleveland, MS	41

LAST MEETING: OCT. 3, 2015

	FLORIDA TECH (2-3, 1-1GSC)	41
	DELTA STATE (4-1, 0-1GSC)	37

THURSDAY, OCT. 3 - PARKER FIELD-McCOOL STADIUM - CLEVELAND, MISS.
 ATTENDANCE: 4,551 | RADIO: SSN | TV: GSC-TV LIVE

SCORE BY QUARTERS	1	2	3	4	FINAL
Florida Tech	10	10	21	0	41
Delta State Univ.	3	10	14	10	37

SCORING SUMMARY

- 1st 11:54 DSU Vince Sciorrotta 29 yd field goal, 14-63 3:06, FIT 0 - DSU 3
- 08:45 FIT Drake Hillman 21 yd field goal, 8-71 3:02, FIT 3 - DSU 3
- 01:38 FIT Gary Holmes 11 yd run (Drake Hillman kick), 7-79 2:35, FIT 10 - DSU 3
- 2nd 13:26 FIT T.J. Lowder 10 yd pass from Mark Cato (Drake Hillman kick), 6-67 1:34, FIT 17 - DSU 3
- 09:10 DSU Justin Leavy 5 yd pass from Tyler Sullivan (Sciorrotta kick), 11-64 4:08, FIT 17 - DSU 10
- 05:16 FIT Drake Hillman 29 yd field goal, 5-20 1:12, FIT 20 - DSU 10
- 02:22 DSU Vince Sciorrotta 27 yd field goal, 9-52 2:46, FIT 20 - DSU 13
- 3rd 14:47 FIT Gary Holmes 100 yd kickoff return (Drake Hillman kick), FIT 27 - DSU 13
- 12:24 DSU Eddie McCadney 14 yd run (Vince Sciorrotta kick), 8-63 2:15, FIT 27 - DSU 13
- 09:53 FIT Mark Cato 2 yd run (Drake Hillman kick), 9-74 2:33, FIT 34 - DSU 20
- 09:43 FIT Josh Denton 22 yd fumble recovery (Drake Hillman kick), FIT 41 - DSU 20
- 01:38 DSU Justin McArthur 9 yd pass from Sullivan (Sciorrotta kick), 8-53 3:18, FIT 41 - DSU 27
- 4th 12:29 DSU Jamel Dennis 26 yd interception return (Vince Sciorrotta kick), FIT 41 - DSU 34
- 06:58 DSU Vince Sciorrotta 24 yd field goal, 7-38 2:18, FIT 41 - DSU 37

STATISTICS

	FIT	DSU
FIRST DOWNS	21	29
RUSHES-YARDS (NET)	43-208	43-189
PASSING YDS (NET)	175	210
Passes Att-Comp-Int	32-14-4	52-30-1
TOTAL OFFENSE PLAYS-YARDS	75-383	95-399
Fumble Returns-Yards	1-22	0-0
Punt Returns-Yards	2-22	1-0
Kickoff Returns-Yards	4-155	4-85
Interception Returns-Yards	1-0	4-32
Punts (Number-Avg)	4-33.5	5-40.4
Fumbles-Lost	1-0	4-3
Penalties-Yards	10-107	15-158
Possession Time	28:35	31:25
Third-Down Conversions	6 of 16	6 of 16
Fourth-Down Conversions	0 of 1	0 of 3
Red-Zone Scores-Chances	5-5	6-8
Sacks By: Number-Yards	1-1	1-8

RUSHING: Florida Tech-Trevor Sand 17-135; Gary Holmes 8-39; Mark Cato 16-18; Antwan Haynes 1-11; Team 1-5. Delta State Univ.-D'Juan Bellaire 28-123; Tyler Sullivan 8-34; Ladarrell Hunt 2-14; Eddie McCadney 2-14; Justin McArthur 3-4.

PASSING: Florida Tech-Mark Cato 14-32-4-175. Delta State Univ.-Tyler Sullivan 30-52-1-210.

RECEIVING: Florida Tech-T.J. Lowder 5-30; Wayne Saunders 4-71; Gabe Hughes 2-50; Collin O'Neal 1-16; Jaaron Barrett 1-4; Kenny Johnston 1-4. Delta State Univ.-Jarvis York 6-46; Justin Leavy 6-41; Darius Powell 5-9; D'Juan Bellaire 4-17; Josh Pinkston 2-36; Collin Floyd 2-26; Ladarrell Hunt 2-12; Justin McArthur 2-10; Patrick Bethley 1-13.

INTERCEPTIONS: Florida Tech-T. Rosenblatt 1-0. Delta State Univ.-Jon Knox 3-6; Jamel Dennis 1-26.

FUMBLES: Florida Tech-Jaaron Barrett 1-0. Delta State Univ.-Jon Knox 1-1; Tyler Sullivan 1-0; Malik Honeycutt 1-1; Jarvis York 1-1.

SACKS (UA-A): Florida Tech-J.J. Sanders 1-0. Delta State Univ.-Randall Boyd 1-0.

TACKLES (UA-A): Florida Tech-Andrew Adair 3-10; Leo Alba II 7-4; Chris Stapleton 3-7; Nathan McDowell 4-5; J.J. Sanders 4-3; T. Rosenblatt 3-3; Tevin Kirkland 2-4; S. Sheffield 0-5; Manny Abad 3-1; Demetrius Allen 2-2; Trai Cadore 1-3; Billy Sturgis 0-4. Delta State Univ.-Wilson Curtis 6-6; Joreco Beckwith 5-6; LeDarion Robinson 5-5; Jon Knox 1-7; Randall Boyd 1-5; Richard Nash 1-3; Jamel Dennis 1-2; Greg Sims 2-0; DeMonterius Kendrick 1-1; Erin Brown 1-1; Kentarius McDonald 1-1; Romelo Wilson 1-1; Latrell Peterson 0-2; Lawrence Hopkins 0-2; Justin Evans 0-2; Darius Powell 1-0; Marquis Coston 1-0; Benny McCall 1-0; Jarvis York 0-1.



CHANDLER ECTOR
 52 | LB | Decatur, Ga.

INSIDE THE SERIES: FLORIDA TECH

NEWS, NOTES & STORYLINES

- **SEASON FINALE:** Delta State University will play its final game of the 2016 season this **Saturday, Nov. 12**, as the **Statesmen** (4-5, 3-4 GSC) travel to Melbourne, Fla., to face the **Panthers** (7-2, 4-2 GSC) of the **Florida Institute of Technology**. Kickoff is set for **2 p.m. EST** and the game will be televised as the **Florida SpaceCoast Beaches GSC Game of the Week** on ESPN3.
- **INSIDE THE SERIES:** Delta State and Florida Tech are meeting for the **fourth** time in the series, with the **Statesmen** owning a **2-1** edge in the series. FIT's lone win came last year on Oct. 3, 2015 at Parker Field-McCool Stadium in a 41-37 setback for the Statesmen. DSU is **1-0** in Melbourne, Fla., claiming a 58-20 victory on Oct. 2, 2014 at Panther Stadium.
- **LAST TIME OUT:** The **Lions** (6-1, 5-0 GSC) of the University of North Alabama used a 28-point third quarter to claim a **49-19** victory over the **Statesmen** (4-5, 3-4 GSC) of Delta State University on Saturday, Oct. 29 in the final home game for 24 seniors at Parker Field-McCool Stadium. Junior running back Chris Robinson tied the Gulf South Conference's single-season touchdown record with his 24th of the year, equaling University of Central Arkansas running back Kentrel Rogers' 2005 mark.
- **MAKING A CASE FOR THE HARLON HILL:** Junior running back **Chris Robinson** is making a case that he should be considered one of the leading candidates for the **Harlon Hill Trophy**, presented annually to NCAA Division II Player of the Year. The Gulf Coast (Miss.) CC transfer is the **nation's leading scorer**, averaging 16.0 points per game. The 5-foot-8 lethal weapon also leads **NCAA Division II in touchdowns** (24) and **rushing touchdowns** (19) while pacing the **GSC in rushing** (894 yards) and **yards per game** (99.3). A dual-threat target for opposing defense, Robinson has caught 30 passes for 485 yards and five scores. In fact, he's turned in back-to-back 130-yard rushing games for DSU and has scored at least two touchdowns in seven of nine games.
- **SULLIVAN NAMED CAMPBELL TROPHY FINALIST:** The **National Football Foundation (NFF) & College Hall of Fame** announced today the finalists for the **2016 William V. Campbell Trophy**, presented by Fidelity Investments® and prominently displayed at its official home inside the New York Athletic Club. The trophy recognizes an individual as the absolute best football scholar-athlete in the nation and Delta State University quarterback **Tyler Sullivan** was one of the 12 finalists named by the NFF. The 12 finalists will each receive an \$18,000 postgraduate scholarship as a member of the NFF National Scholar-Athlete Class, presented by Fidelity Investments. The finalists will travel to New York City for the 59th NFF Annual Awards Dinner on Dec. 6, where their accomplishments will be highlighted in front of one of the most powerful audiences in all of sports. At the event, one member of the class will be declared the winner of the 27th William V. Campbell Trophy and have his postgraduate scholarship increased to \$25,000. Sullivan joins **Michael Eubanks** (LB, 2008) and **Micah Davis** (QB, 2011) as NFF Scholar-Athletes. Delta State University has more NFF Scholar-Athletes in NCAA Division II than any other school since 2008.
- **NEW SCORING RECORD:** One week after **Chris Robinson** tied the **school & GSC record for touchdowns record** in a game with **six**, the junior from Bude, Miss., accounted for 210 yards, rushing for 131 yards, and three touchdowns to become **Delta State's single-season points-scored leader** with **138**. Robinson broke Josh Bright's previous mark of 126 in 2000.
- **WINNING THE TURNOVER BATTLE:** Delta State, which moved to **18-2** under head coach Todd Cooley when winning the turnover battle, forced three West Florida turnovers last week while giving away a lone interception.
- **GREEN ZONE EFFICIENCY:** Delta State is **40-for-44** inside the "Green Zone" this season in scoring situations. In fact, the Statesmen have scored 33 TDs and converted seven field goals inside the opposition's 20-yard line.
- **LEADING AT THE HALF:** Delta State is **21-0** under head coach Todd Cooley when leading at half-time. The Statesmen are 5-10 when trailing and 0-2 when tied at the half.
- **RACE TO 30:** The Statesmen are **24-5** all-time when scoring 30 or more points against an opponent under head coach Todd Cooley.
- **TELEVISIED RESULTS:** Delta State's clash with **Mississippi College** was the **33rd** game televised by the **GSC/NCAA/ESPN**. The Statesmen are **22-11** all-time in televised contests, including a 3-0 mark again the Choctaws. In his three-plus seasons at DSU, coach **Todd Cooley** is 7-4 in televised games.

TYLER SULLIVAN

18 | QB | Louisville, Miss.



STATESMEN RECORD WHEN	2016	UNDER COOLEY
At Home	4-2	16-7
On The Road	0-3	10-7
Neutral Site Game	-	0-1
vs. GSC	3-4	15-12
vs. Non Conference	1-1	11-2
vs. In State Opponents	-	2-0
In August	-	0-0
In September	3-2	12-3
In October	1-3	7-9
In November	-	6-3
In December	-	0-0
On Television	-	6-4
Afternoon Games	1-3	10-9
Night Games	3-2	16-6
Decided by 7 pts or less	1-0	6-3
Scoring First	3-1	18-7
Opponent Scores First	1-4	8-9
Leading at Half	4-0	21-0
Trailing at Half	0-5	5-13
Tied at Half	-	0-2
Leading after 3 quarters	3-0	23-3
Trailing after 3 quarters	1-5	2-12
Tied After 3 quarters	-	1-0
In overtime	-	0-1
Scoring 30 + points	4-1	24-5
Scoring 20-29 points	0-3	2-5
Scoring 0-19 points	0-1	0-5
Allowing 30 + points	2-5	8-3
Allowing 20-29 points	1-0	6-2
Allowing 0-19 points	1-0	12-0
Outrushing Opponents	4-0	17-1
Getting Outrushed	0-5	9-14
Passing for more yards	2-3	24-11
Passing for fewer yards	2-2	3-3
Outgaining Opponent	2-1	23-6
Getting Outgained	2-4	3-9
Winning TOP	3-4	10-5
Losing TOP	1-1	16-10
Scoring a Def./STTD	2-2	12-5
Allowing a Def./STTD	1-3	9-9
Fewer Penalty Yards	1-3	11-11
More Penalty Yards	3-1	15-3
Winning Turnover Battle	3-1	18-2
Losing Turnover Battle	0-4	6-10
Equal In Turnovers	1-0	2-3

DELTA STATE UNIVERSITY & THE DEPARTMENT OF ATHLETICS
would like to congratulate

TYLER SULLIVAN
(6-4 • 225 • SR. • LOUISVILLE, MISS.)

on being named a
NATIONAL FOOTBALL FOUNDATION SCHOLAR-ATHLETE.

- **STUDENT**
- **ATHLETE**
- **STATESMAN**

INSIDE THE GULF SOUTH CONFERENCE

TEAM	Conference		Overall		
	W-L	PCT.	W-L	PCT.	STRK
North Alabama	6-0	1.000	7-1	0.875	W7
West Alabama	6-2	0.750	6-4	0.600	L1
Valdosta State	5-2	0.714	7-2	0.778	W1
Florida Tech	4-2	0.667	7-2	0.778	W2
West Georgia	3-4	0.429	6-4	0.600	L1
West Florida	3-4	0.429	5-5	0.500	L2
Delta State	3-4	0.429	4-5	0.444	L2
Mississippi College	1-6	0.143	3-6	0.333	W1
Shorter	0-7	0.000	0-10	0.000	L10

SATURDAY, NOV. 12

West Georgia @ West Florida	12 p.m.	
Malone @ West Alabama	2 p.m.	
Delta State @ Florida Tech	2 p.m.	ESPN3
North Alabama @ Mississippi College	2 p.m.	
Shorter @ Valdosta State	7 p.m.	



GULF SOUTH CONFERENCE WEEKLY HONORS

GSC OFFENSIVE PLAYER OF THE WEEK

Sept. 3	RB Chris Robinson, Delta State
Sept. 10	QB Kaleb Nobles, West Florida
Sept. 17	WE Anas Hasic, West Florida
Sept. 24	QB Jacob Tucker, North Alabama
Oct. 1	RB Chris Robinson, Delta State
Oct. 8	QB Austin Grammer, West Alabama
Oct. 15	RB Chris Robinson, Delta State
Oct. 22	QB Jacob Tucker, North Alabama
Oct. 29	QB Austin Grammer, West Alabama
Nov. 5	QB Adam Robles, Valdosta State
Nov. 12	

GSC DEFENSIVE PLAYER OF THE WEEK

Sept. 3	LB Donte Robinson, Valdosta State
Sept. 10	DL Adonis Davis, Florida Tech
Sept. 17	DE Dylan Donahue, West Georgia
Sept. 24	CB Jo Jackson, Florida Tech
Oct. 1	CB Marvin Conley, West Florida
Oct. 8	DB Trent Archie, West Florida
Oct. 15	LB Darius Ellis, West Alabama
Oct. 22	DB Jeff Fullwood, West Georgia
Oct. 29	CB Tyler Rosenblatt, Florida Tech
Nov. 5	LB Chris Stapleton, Florida Tech
Nov. 12	

GSC SPECIAL TEAMS PLAYER OF THE WEEK

Sept. 3	P Thomas Boone, Delta State
Sept. 10	K Austin Peffers, West Florida
Sept. 17	BT Marcus Sayles, West Georgia
Sept. 24	RS Devontae Jackson, West Georgia
Oct. 1	P Andrew Bogaenko, West Florida
Oct. 8	K/P Jordan Bennett, West Alabama
Oct. 15	RS Marcel Newsom, Mississippi College
Oct. 22	RS Gary Simon, Valdosta State
Oct. 29	RS Philbert Martial, North Alabama
Nov. 5	RS Marcel Newsom, Mississippi College
Nov. 12	

GSC FRESHMAN OF THE WEEK

Sept. 3	RB Tim Bellinger, West Florida
Sept. 10	QB Tyler Pullum, Shorter
Sept. 17	LB Jordan Jones, West Alabama
Sept. 24	RB Cedric Hollingshed, Valdosta State
Oct. 1	QB Tyler Pullum, Shorter
Oct. 8	RB Cedric Hollingshed, Valdosta State
Oct. 15	RB Cedric Hollingshed, Valdosta State
Oct. 22	LB Willie Candler, West Georgia
Oct. 29	QB Willie Candler, West Georgia
Nov. 5	RB Cedric Hollingshed, Valdosta State
Nov. 12	

NCAA DII NATIONAL RANKINGS

AMERICAN FOOTBALL COACHES ASSOCIATION TOP 25 (As of November 7, 2016)

#	SCHOOL (1ST VOTES)	W-L	PTS.	PREV.
1.	Northwest Missouri St. (30)	10-0	750	1
2.	Grand Valley St. (Mich.)	10-0	712	2
3.	Shepherd (W.Va.)	9-0	690	3
4.	Sioux Falls (S.D.)	10-0	661	4
5.	Harding (Ark.)	10-0	613	5
6.	California (Pa.)	9-0	600	6
7.	North Alabama	7-1	576	7
8.	Texas A&M-Commerce	8-1	530	8
9.	Emporia St. (Kan.)	9-1	496	9
10.	LIU-Post (N.Y.)	10-0	480	10
11.	Indiana (Pa.)	8-1	447	11
12.	Midwestern St. (Texas)	8-1	417	12
13.	Azusa Pacific (Calif.)	9-1	374	13
14.	Tuskegee (Ala.)	8-1	350	14
15.	Assumption (Mass.)	9-1	334	15
16.	North Carolina-Pembroke	8-1	300	16
17.	Minnesota-Duluth	9-1	273	18
18.	Ferris St. (Mich.)	8-2	219	19
19.	Newberry (S.C.)	9-1	206	20
20.	Ashland (Ohio)	8-2	161	21
21.	Southwest Baptist (Mo.)	9-1	137	22
22.	Fairmont St. (W.Va.)	9-1	119	17
23.	Valdosta St. (Ga.)	7-2	98	23
24.	Central Missouri	8-2	85	25
25.	Colorado School of Mines	8-2	44	NR

D2FOOTBALL.COM TOP 25 MEDIA POLL (As of November 8, 2016)

#	TEAM	RECORD	LW
1.	Northwest Missouri	10-0	1
2.	Grand Valley	10-0	2
3.	North Alabama	7-1	3
4.	Shepherd	9-0	4
5.	Sioux Falls	10-0	5
6.	Emporia State	9-1	6
7.	Texas A&M-Commerce	8-1	7
8.	California	9-0	8
9.	Harding	10-0	9
10.	Midwestern State	8-1	10
11.	IUP	8-1	11
12.	Minnesota Duluth	9-1	12
13.	Central Missouri	8-2	13
14.	LIU-Post	10-0	14
15.	Azusa Pacific	9-1	15
16.	Ferris State	8-2	16
17.	Ashland	8-2	17
18.	Tuskegee	8-1	18
19.	Valdosta State	7-2	19
20.	UNC-Pembroke	8-1	20
21.	Assumption	8-1	22
22.	Southwest Baptist	9-1	24
23.	Florida Tech	7-2	25
24.	Colorado Mines	8-2	NR
25.	Newberry	9-1	NR

STATESMEN IN THE RANKINGS

DATE	AFCA	D2FB	NCAA SR2
Preseason	RV	-	-
Sept. 3	RV	-	-
Sept. 10	RV	-	-
Sept. 17	-	-	-
Sept. 24	-	-	-
Oct. 1	-	-	-
Oct. 8	-	-	-
Oct. 15	-	-	-
Oct. 22	-	-	-
Oct. 29	-	-	-
Nov. 5	-	-	-
Nov. 12	-	-	-
Final	-	-	-



TODD COOLEY

Head Coach | 4th Year (26-15)
Arkansas Tech (1999)

@CoachToddCooley

- ▶ Todd Cooley will be entering his fourth season as head coach of the Delta State University Statesmen football program. Cooley became the 19th coach in program history on Friday, Jan. 25, 2012. In his three seasons as head coach of the Statesmen, Cooley is 26-15 overall and 15-12 against the Gulf South Conference.
- ▶ With expectations riding high entering the 2015 season, the Statesmen raced out of the gate to a 4-0 record and No. 5 national ranking. Unfortunately, the ride would be short-lived, as injuries began to mount and derailed a title run for DSU. The Statesmen finished the year 6-5 overall and 2-5 in GSC play.
- ▶ In 2014, Cooley led the Statesmen to their seventh GSC title and eighth appearance in the NCAA Division II Football Championship Playoff. For his efforts, Cooley was named GSC co-Coach of the Year for a second time.
- ▶ Statesmen head coach Todd Cooley tied former Steve Campbell for the second fastest coach to accumulate 20 victories, accomplishing the feat in 25 games. Cooley led DSU to a 7-3 mark in 2013 during his first season and followed up that performance with a 9-2 record in 2014 and a share of the GSC title. The Nashville, Arkansas, native started out the season 4-0 to get his 20th win in a 40-0 victory over Albany State at Parker Field-McCool Stadium (Sept. 26, 2015).
- ▶ In his first campaign as head coach, Cooley guided the Statesmen to a 7-3 overall record and a second place finish in the Gulf South Conference. Inheriting a team that went 3-7 the year before, the high-energy Cooley built a cohesive family atmosphere in less than nine months. That energy helped feed a program's turnaround in just one season.
- ▶ For his efforts, Cooley was named Gulf South Conference Coach of the Year by his peers in the league. In all, 11 Statesmen were named to the All-GSC squad, including GSC Freshman of the Year Tyler Sullivan, who quarterbacked DSU to a 4-1 mark as a starter.
- ▶ DSU averaged 40.0 points per game offensively, while averaging 472.2 yards per game. The Statesmen pulled off three victories over nationally ranked opponents after defeating No. 21 North Alabama 37-34, No. 14 Tarleton State 38-36 and No. 24 Valdosta State 63-55.
- ▶ Known as one of the top offensive coordinators in the country, Cooley brought his high-octane system to Delta State after serving as the offensive coordinator at Northwestern Louisiana (2009-2012), Central Arkansas (2005-2008) and Arkansas Tech (2004).
- ▶ In three years running the NSU offense, Cooley's established the Demons as one of the top units in the Southland Conference. The 2012 season saw Brad Henderson finish the season ranked seventh in the SLC with 181-of-330 passes completed for 1,874 yards with 14 touchdowns and only four interceptions. The Demons averaged 24.1 points per game and ranked fifth in the league in scoring.
- ▶ Cooley's explosive offenses at Central Arkansas lit up scoreboards around the Southland Conference in 2007-08 and during his four seasons with the Bears as offensive coordinator and quarterback coach. In that time (2005-08), UCA posted an overall 35-13 record, including an 11-3 SLC mark in the Bears' first two years (2007-08) as an NCAA Division I FCS member.
- ▶ Born September 7, 1975, Cooley is married to the former Lisa Gatlin of Conway, Ark. He is the son of Lynne and the late Don Cooley of Nashville, Ark.

COOLEY YEAR-BY-YEAR

YEAR	SCHOOL	POS	RECORD	CONF.	NOTES
1998	Arkansas Tech	RB	5-5	4-5	
1999	Arkansas Tech	RB	9-3	8-1	GSC Champions
2000	NE Oklahoma State	QB	9-2	7-1	Lone Star Champs
2001	Ouachita Baptist	QB	3-7	1-8	
2002	Ouachita Baptist	QB	5-5	5-4	
2003	Ouachita Baptist	QB	5-5	4-5	
2004	Arkansas Tech	OC/QB	8-3	6-3	NCAA DII Playoffs
2005	Central Arkansas	OC/QB	11-3	8-1	GSC Champions
2006	Central Arkansas	OC/QB	8-3	0-0	
2007	Central Arkansas	OC/QB	6-5	5-2	
2008	Central Arkansas	OC/QB	10-2	6-1	Southland Champs
2009	Northwestern (La.) State	OC/QB	0-11	0-7	
2010	Northwestern (La.) State	OC/QB	5-6	4-3	
2011	Northwestern (La.) State	OC/QB	5-6	3-4	
2012	Northwestern (La.) State	OC/QB	4-7	2-5	
2013	Delta State	Head Coach	7-3	4-2	GSC COY
2014	Delta State	Head Coach	9-2	6-1	co-GSC Champs/COY
2015	Delta State	Head Coach	6-5	2-5	
2016	Delta State	Head Coach	4-5	3-4	
HC Totals (4th season)			26-15	15-12	

MEET THE STAFF



JOEL WILLIAMS
Off. Coordinator/OL
Miss. College (1981)
Fourth Year



RALEIGH JACKSON
Def. Coordinator/LB
The Citadel (2004)
First Year




KELVIN GREEN
Defensive Live
Clemson (2009)
Fourth Year




JONATHAN FLETCHER
Running Backs/TEs
Knox (2011)
Fourth Year



TYLER HASTY
Wide Receivers
Guilford (2011)
Third Year




NICK POPIEL
Safeties/Recruiting
Georgia Co. (2011)
Third Year



TRAVIS CHAMPION
Quarterbacks
Delta State (2014)
Second Year



JORDAN MARTIN
Offensive Line
Delta State (2016)
Second Year



ZACH MULLER
Strong Safeties
Wofford (2015)
First Year



JOINER STEWART
Asst. Defensive Line
Millsaps (2014)
Second Year




PATRICK BETHLEY
Corners
Delta State (2016)
First Year



DAVID PRYOR
Asst. A.D./Sports Medicine
Slippery Rock (2006)
Second Year

THE COOLEY FILE

■ Career Record (4th season): 26-15 (.650)



» Birthdate:	September 7, 1975
» Years Coached:	Fourth
» Alma Mater:	Arkansas Tech, 1997 (English)
» Record at Delta State:	26-15 (4th season)
» Gulf South Conference Record:	15-12 (4th season)
» NCAA Postseason Record:	0-1 (.000)
» Hometown:	Nashville, Arkansas
» Family:	Wife, Lisa (Gatlin) Cooley

COOLEY VERSUS ALL OPPONENTS

Albany State	1-0
Central State (Ohio)	1-0
Concordia (Ala.)	2-0
Florida Tech	2-1
Fort Valley State	2-0
Kentucky Wesleyan	2-0
Mississippi College	3-0
Mississippi Valley State	1-0
North Alabama	2-2
Shorter	4-0
Tarleton State	1-0
Texas A&M-Commerce	1-2
Valdosta State	2-2
West Alabama	1-3
West Florida	1-0
West Georgia	0-5



PARKER FIELD @ McCOOL STADIUM

- ▶ One of the Gulf South Conference's oldest and most historic venues, Travis E. Parker Field at Horace L. McCool Stadium has served as the home of the Statesmen since it opened in 1970. Delta State has enjoyed tremendous success at Parker-McCool under its last four coaches, posting an impressive 60-18 record.
- ▶ Formerly known as Delta Field and Travis E. Parker Field, the 8,500 seat stadium was completed in time for the 1970 season. In 1984, the field was renamed to honor former Mississippi Institutions of Higher Learning Board of Trustees member, Travis E. Parker, a tireless supporter of Delta State University and the Delta area communities.
- ▶ In 2007, DSU honored long-time coach and administrator Horace McCool by naming the stadium in his honor. McCool was 76-48-3 in 14 seasons as head coach of the Statesmen and was instrumental in running the Department of Athletics as Director of Athletics. During his time as AD, McCool helped revive the Lady Statesmen basketball program, which blossomed into a national power under the legendary Margaret Wade.
- ▶ The current facility replaced the "old" Delta Field, which is located between Sillers Coliseum and the Hugh Ellis Walker Alumni-Foundation House on the Delta State campus. The Statesmen have enjoyed a 247-125-15 mark at home.
- ▶ The two-level press facility includes booths for radio, film, coaches, and working press, as well as to a snack kitchen and restroom. The press box is completely enclosed, with the exception of the second-level film deck, and is climate controlled for year-round comfort and convenience.
- ▶ Parker-McCool has gone through several recent renovations, including the installation of artificial turf in the summer of 2014, a press box revitalization project in May of 2013, and the addition of a new scoreboard/video board in the fall of 2008. Past additions have included the chairback seats in 1993 and the creation of a picnic area in the southwest corner of Parker Field in 2001.
- ▶ In the summer of 2014, Delta State began construction on a new visitor's concession stand and bathroom on the southeast corner of Parker-McCool.
- ▶ In his first season as head coach of the Statesmen, coach Todd Cooley led Delta State to a perfect 4-0 record at Parker-McCool. The Nashville, Arkansas native is the first head coach since Ron Roberts to go undefeated at home in his first season at DSU.
- ▶ Delta State has an 8-2 (.800) record in NCAA Division II postseason play. The Statesmen have won their last four playoff games at Parker-McCool.
- ▶ The Statesmen went 2-0 at Parker-McCool in the 2000 NCAA playoffs en route to the national championship. DSU defeated Valdosta State (49-12) and North Dakota State (34-16) at home with road wins over Catawba (20-14) and Bloomsburg (63-34) in the NCAA title game.
- ▶ Trevar Deed set a DSU postseason record with 16 receptions for 203 yards and four touchdowns in a 55-34 loss to North Alabama in the second round of the 2008 NCAA Division II playoffs at Parker-McCool.
- ▶ In DSU's 45-7 victory over Shaw University in the first round of the 2007 NCAA playoffs, senior linebacker and Harlon Hill finalist Michael Eubanks set a new NCAA DII single-game sack record with five versus the Hawks.

PARKER FIELD RECORD CROWDS

OPPONENT	DATE	ATTENDANCE	RESULT
North Alabama	9-18-04	9,023	W, 28-21
North Alabama	9-22-12	8,943	L, 12-20
Central State	9-27-14	8,765	W, 72-8
KY Wesleyan	9-19-15	8,551	W, 51-18
West Alabama	11-5-11	8,522	W, 36-34
Florida Tech	9-28-13	8,012	W, 52-31
Quachita Baptist	10-1-11	7,755	W, 45-14
Mississippi Valley St.	9-8-01	7,635	W, 25-3
Henderson State	9-25-10	7,333	W, 41-37
SE Louisiana (HC)	11-8-75	7,300	W, 19-10
Troy State	10-15-88	7,300	W, 24-21
Valdosta State	11-2-13	7,213	W, 63-55
Arkansas Tech	10-6-07	7,264	W, 43-14
Quachita Baptist	9-27-08	7,249	W, 35-17
West Georgia	10-27-07	7,241	W, 41-9
Shorter	9-24-16	7,151	W, 47-7
Henderson State	9-15-07	7,125	W, 9-7
Arkansas Tech	11-1-08	7,123	W, 48-14
Harding	10-16-10	7,102	L, 38-35
North Alabama	10-21-06	7,098	L, 10-17
Mississippi College	10-11-75	7,000	W, 24-0
West Florida	10-15-16	7,002	W, 55-51



Travis E. Parker
Delta native, IHL trustee



Horace L. McCool
Fmr. HC & A.D.



STATESMEN AT PARKER-McCOOL

⌚ Since 2001, DSU has 19 games of 7,000+ at home

YEAR	W	L	T	NOTES
1970	3	1	1	
1971	2	2	0	
1972	4	1	0	
1973	4	2	0	
1974	5	0	0	
1975	2	2	0	
1976	2	2	1	
1977	2	3	0	
1978	3	2	0	
1979	2	3	0	
1980	3	3	0	
1981	1	3	0	
1982	3	3	0	
1983	2	2	0	
1984	3	1	1	
1985	3	2	1	
1986	2	2	1	
1987	3	2	0	
1988	2	2	1	
1989	3	1	0	
1990	2	2	0	
1991	2	3	0	
1992	1	2	1	
1993	2	3	0	
1994	3	1	1	
1995	3	2	0	
1996	3	1	0	
1997	0	5	0	
1998	4	0	0	0-1 NCAA Playoffs
1999	3	1	0	
2000	6	0	0	2-0 NCAA Playoffs
2001	3	3	0	
2002	3	1	0	
2003	4	2	0	
2004	3	1	0	
2005	4	1	0	
2006	5	1	0	
2007	4	0	0	
2008	6	1	0	1-1 NCAA Playoffs
2009	4	0	0	
2010	6	2	0	2-0 NCAA Playoffs
2011	7	0	0	2-0 NCAA Playoffs
2012	1	4	0	
2013	4	0	0	
2014	5	1	0	0-1 NCAA Playoffs
2015	3	4	0	
2016	4	2	0	
Overall	149	82	8	8-3 NCAA playoffs

NCAA PLAYOFF GAMES AT PARKER-McCOOL

YEAR	OPPONENT	RESULT	SCORE
1998	Fort Valley State (1st)	L	14-21
2000	Valdosta State (1st)	W	49-12
2000	North Dakota State (Semis.)	W	34-16
2007	Shaw (1st)	W	45-7
2008	Tusculum (2nd)	W	27-19
2008	North Alabama (Qtrs.)	L	34-55
2010	North Alabama (1st)	W	47-24
2010	Shepherd (Semis.)	W	29-17
2011	North Alabama (2nd)	W	42-14
2011	North Greenville (Qtrs.)	W	28-23
2014	West Georgia (2nd)	L	27-37
Total Games (11)		8-3	

OFFENSE

QB	18 Tyler Sullivan 16 Jabe Burgess	6-3 225 6-2 220	Sr.-3L So.-Tr.	Louisville, Miss./NW Miss. CC Greenwood, Ark./Tulsa
FB	2 Chris Robinson 22 D'Juan Bellaire	5-9 193 5-6 175	Jr.-Tr. Sr.-3L	Bude, Miss./Gulf Coast (Miss.) Sacramento, Calif./Center HS
H	36 Bryant McDuffie 45 Shawn Sanks	6-3 240 6-0 280	Jr.-Tr. Jr.-2L	Petal, Miss./Hinds CC Foley, Ala./Foley HS
LT	77 George Roberts 74 Thomas Head	6-7 339 6-4 320	Jr.-Tr. So.-1L	Lithonia, Ga./Trinity Valley CC Lilburn, Ga./Hebron Christian Acad.
LG	63 Dekendrick Johnson 64 Dakota Roberts	6-1 325 6-1 278	Sr.-1L Fr.	Winnsboro, La./SW Miss. CC Murietta, Calif./Vista Murietta HS
C	71 Jesse Smithson 69 Jackson Hanson	6-3 310 6-1 280	Sr.-3L So.-1L	Spring Hill, Tenn./Spring Hill HS Enterprise, Ala./Enterprise HS
RG	72 R.J. Hulse 60 Tionne McCray	6-7 360 6-3 315	Jr.-2L Jr.-Tr.	Foley, Ala./Foley HS Shaw, Miss./Hinds CC
RT	79 Derrick McClelland 58 Chris Jones	6-7 300 6-6 255	Jr.-Tr. So.-1L	Meridian, Miss./Copiah-Lincoln CC Decatur, Ga./Columbia HS
Z	9 K'Shun Evans 17 Josh Pinkston	6-4 195 6-2 198	Sr.-1L Sr.-3L	Raleigh, Miss./Coahoma CC Forest, Miss./Ole Miss
Y	6 LeDarion Peterson 84 Marquis Carter	5-11 195 6-2 185	Jr.-Tr. Fr.	Woodville, Miss./SW Miss. CC Wadley, Ga./Jefferson County HS
R	20 Chris Cooley 87 Michael Carr	5-11 180 6-1 209	Sr.-Tr. Jr.-Tr.	Sandy Hook, Miss./Southern Miss West Point, Miss./Mississippi State
X	10 Alex Pina-Rhoden 80 Leon Green	6-2 195 6-3 185	Jr.-Tr. Fr.	Dallas, Texas/Trinity Valley CC Cleveland, Miss./Eastside HS

DEFENSE

E	49 Cole Baker 11 Latrell Peterson	6-3 245 6-2 235	Fr. Sr.-3L	Clay, Ala./Clay-Chalkville HS Covington, La./Covington HS
T	54 Jeterrian Wren 96 Micah Stallworth	6-0 262 6-3 245	Sr.-1L Fr.	Shelby, Miss./Broadstreet HS Albertville, Ala./Albertville HS
N	95 Brandon Gaddy 53 DeQuin Andrews	6-1 290 6-3 295	Jr.-Tr. Jr.-Tr.	Jackson, Miss./Hinds CC Farmerville, La./Coahoma CC
B	15 Erin Brown 56 Zane Samuel	6-3 255 6-3 215	Sr.-1L Fr.	Monroe, La./Hinds CC Tuscaloosa, Ala./Northridge HS
W	52 Chandler Ector 30 Daniel Johnson	5-10 190 6-1 225	So.-1L Jr.-Tr.	Decatur, Ga./Cedar Grove HS Senatobia, Miss./Itawamba CC
M	44 Landry Tullo 51 Jared Hunt	6-1 225 6-0 230	Jr.-2L Jr.-2L	Hoover, Ala./Hoover HS Cleveland, Miss./Cleveland HS
S	31 Wilson Curtis 39 Keijne Thomas	6-2 200 6-1 198	Sr.-3L So.-1L	Winnsboro, La./Franklin Parish Conyers, Ga./Rockdale County HS
C	3 Romelo Wilson 38 Chris Pickett	5-11 170 6-0 170	Sr.-3L Fr.	Ewa Berach, Hawaii/Campbell Fort Walton Bch, Fla./Choctawhatchee
R	5 Keith Flanigan 26 Nick Houston	6-0 200 5-10 175	Jr.-Tr. Jr.-2L	Atlanta, Ga./Tennessee Tech Slidell, La./Northshore HS
FS	7 Joreco Beckwith 13 De'Quan Reddick	6-0 205 6-0 205	Sr.-3L Sr.-1L	Winnsboro, La./Franklin Parish Palmetto, Fla./New Mexico Military
C	23 De'Monterius Kendrick 27 Tyrell Brown	6-0 185 5-11 195	Sr.-1L Jr.-Tr.	Crystal Springs, Miss./Holmes CC College Park, Ga./Appalachian State

SPECIAL TEAMS

K	21 Cody Mills 48 Thomas Boone	5-7 165 5-11 180	Jr.-2L Jr.-Tr.	Oxford, Miss./Oxford HS Brandon, Miss./Hinds CC
P	21 Cody Mills 48 Thomas Boone	5-7 165 5-11 180	Jr.-2L Jr.-Tr.	Oxford, Miss./Oxford HS Brandon, Miss./Hinds CC
H	18 Tyler Sullivan 16 Jabe Burgess	6-3 225 6-2 220	Sr.-3L So.-Tr.	Louisville, Miss./NW Miss. CC Greenwood, Ark./Tulsa
LS	40 Austin Campbell 48 Thomas Boone	6-4 225 5-11 180	Sr.-3L Jr.-Tr.	Destin, Fla./Niceville HS Brandon, Miss./Hinds CC
KR	6 LeDarion Peterson 24 Tim Foy	5-11 195 5-9 195	Jr.-Tr. Sr.-3L	Woodville, Miss./SW Miss. CC Hueytown, Ala./Hueytown HS
PR	6 LeDarion Peterson 28 Justin McArthur	5-11 195 5-8 195	Jr.-Tr. Sr.-3L	Woodville, Miss./SW Miss. CC Hoover, Ala./Hoover HS



WILSON CURTIS
31 | LB | Winnsboro, La.

DEPTH CHART | FLORIDA TECH

NUMERICAL ROSTER

#	NAME	POS	HGT	WGT	CLASS	LETTERS	HOMETOWN	PREVIOUS SCHOOL
1	Kam Myers	WR	5-8	175	Sr.	-	Charleston, Miss.	Georgia State University
2	Chris Robinson	RB	5-9	193	Jr.	-	Bude, Miss.	Mississippi Gulf Coast CC
3	Romelo Wilson	DB	5-11	170	Sr.	3	Ewa Beach, Hawaii	James Campbell HS
4	Casey Osborne	WR	6-3	205	Sr.	3	Flowery Branch, Ga.	Flowery Branch HS
5	Keith Flanigan	S	6-0	200	Jr.	-	Atlanta, Ga.	Tennessee Tech University
5	Germaine Williams	WR	6-2	170	Fr.	-	Bay Minette, Ala.	Baldwin County HS
6	Lloyd Cole	SS	6-0	190	Fr.	-	Bossier City, La.	Parkway HS
6	LaDaron Peterson	WR	5-11	195	Jr.	-	Woodville, Miss.	SW Mississippi CC
7	Joreco Beckwith	LB	6-0	205	Sr.	-	Winnsboro, La.	Franklin Parish HS
8	Decory McGee	CB	6-0	185	Jr.	-	Bolton, Miss.	Hinds Community College
9	K'Shun Evans	WR	6-4	195	Sr.	1	Raleigh, Miss.	Coahoma CC
10	Alex Pina-Rhoden	WR	6-2	195	Jr.	-	Dallas, Texas	Trinity Valley CC
11	Latrell Peterson	DL	6-2	235	R-Sr.	3	Covington, La.	Covington HS
12	Ken Hike, Jr.	CB	6-1	170	Rf.	-	Decatur, Ga.	Tuskegee University
13	De'Quan Reddick	DB	6-0	205	Sr.	1	Palmetto, Fla.	New Mexico Military
14	Collin Willis	QB	6-3	208	R-Jr.	-	Apple Valley, Calif.	San Bernardino Valley CC
15	Erin Brown	DL	6-3	255	Sr.	1	Monroe, La.	Hinds CC
15	Phildon Dublin	WR	6-0	180	Fr.	-	Helena, Ala.	Helena HS
16	Jabe Burgess	QB	6-2	220	So.	-	Greenwood, Ark.	University of Tulsa
17	Josh Pinkston	WR	6-2	198	Sr.	3	Forest, Miss.	University of Mississippi
18	Tyler Sullivan	QB	6-3	220	R-Sr.	3	Louisville, Miss.	Northwest Mississippi CC
19	Tyler Kitchings	QB	6-4	210	R-So.	1	Skene, Miss.	Bayou Academy
20	Chris Cooley	WR	5-11	180	Sr.	-	Sandy Hook, Miss.	University of Southern Mississippi
21	Cody Mills	K/P	5-7	165	Jr.	2	Oxford, Miss.	Oxford HS
22	D'Juan Bellaire	RB	5-6	175	Sr.	3	Sacramento, Calif.	Center HS
23	De'MonTerius Kendrick	DB	6-0	185	Sr.	1	Crystal Springs, Miss.	Holmes CC
24	Timothy Foy	RB	5-9	195	R-Sr.	3	Bessemer, Ala.	Hueytown HS
24	Johnquavious McBride	S	5-11	190	Sr.	-	Atlanta, Ga.	Missouri Southern State University
25	Devontae Wilson	S	5-11	180	Jr.	-	Vicksburg, Miss.	East Central CC
26	Nick Houston	DB	5-10	175	R-Jr.	3	Slidell, La.	Northshore HS
27	Tyrell Brown	CB	5-11	190	Jr.	-	College Park, Ga.	Appalachian State University
28	Justin McArthur	RB	5-8	200	Sr.	3	Hoover, Ala.	Hoover HS
28	Larrial Tyler, Jr.	DB	6-1	215	R-So.	1	Tunica, Miss.	Rosa Fort HS
29	C.J. Johnson	LB	6-2	225	Jr.	-	Moultrie, Ga.	SW Mississippi CC
30	Daniel Johnson	LB	6-1	225	Jr.	-	Senatobia, Miss.	Itawamba CC
31	Wilson Curtis	LB	6-2	200	Sr.	3	Winnsboro, La.	Franklin Parish HS
31	Maverick Harrison	RB	6-0	190	So.	1	Florence, Miss.	Simpson County Academy
32	Ryan Hudkins	LB	5-11	215	Fr.	-	Murrieta, Calif.	Vista Murrieta HS
32	Qay/Shon Thurman	WR	5-9	165	Fr.	-	Ruston, La.	Ruston HS
33	Jamel Dennis	LB	5-11	230	Sr.	1	Oxford, Miss.	Northeast Mississippi CC
34	Macarell Hickinbottom	LB	5-10	200	Sr.	1	Oxford, Miss.	Northeast Mississippi CC
34	William Hood	RB	6-1	218	Rf.	1	Shelby, Miss.	Bayou Academy
35	Jemarcus James	LB	6-1	220	Jr.	-	Jackson, Miss.	Hinds CC
36	Bryant McDuffie	TE	6-3	240	Jr.	-	Petal, Miss.	Hinds CC
37	Zach Linkous	TE	6-0	220	Fr.	-	Cleveland, Miss.	Cleveland HS
37	John Robinson	SS	6-0	190	Fr.	-	Bastrop, La.	Bastrop HS
38	Chris Pickett	DB	6-0	170	Fr.	-	Ft. Walton Beach, Fla.	Choctawatchee HS
39	Shane Pollan	TE	6-4	220	So.	-	Natchez, Miss.	Holmes CC
39	Keijne Thomas	LB	6-1	198	So.	1	Conyers, Ga.	Rockdale County HS
40	Austin Campbell	LS	6-4	225	Sr.	3	Destin, Fla.	Niceville HS
41	Eric Diamond	TE	6-2	245	Fr.	-	Madison, Miss.	St. Joseph's Catholic
41	James Walter	DB	5-8	165	R-So.	1	Ripley, Miss.	Ripley HS
42	Tyler Hood	RB	5-10	170	Jr.	-	Smithville, Miss.	Itawamba CC
42	Jeffrey Leonard	LB	6-0	220	R-Jr.	1	Miami, Fla.	Antelope Valley College
43	Javon Bradford	LB	5-11	240	Sr.	1	Los Angeles, Calif.	Pasadena CC
44	Landry Tullo	LB	6-1	220	R-Jr.	2	Hoover, Ala.	Hoover HS
45	Shawn Sanks	TE	6-0	280	Jr.	2	Foley, Ala.	Foley HS
46	Tyler Daniels	OL	6-1	265	Jr.	2	Hattiesburg, Miss.	Oak Grove HS
46	Cole Kelly	LB	6-1	205	Fr.	-	Independence, Miss.	Magnolia Heights HS
47	Kenrick Maxwell	LB	5-10	218	R-Jr.	1	Houston, Miss.	East Central CC
47	Devin Swanier	RB	5-8	195	R-So.	1	Pass Christian, Miss.	Pass Christian HS
48	Thomas Boone	LS	5-11	180	Jr.	-	Brandon, Miss.	Hinds CC
49	Cole Baker	DL	6-3	245	Fr.	-	Clay, Ala.	Clay Chalkville HS
50	Marquis Coston	LB	6-0	208	R-Sr.	3	Olive Branch, Miss.	Center Hill HS
51	Jerad Hunt	LB	6-0	230	R-Jr.	1	Cleveland, Miss.	Cleveland HS
52	Dustin Dye	LS	5-9	190	Fr.	-	Olive Branch, Miss.	Desoto Central HS
52	Chandler Ector	LB	5-10	190	R-So.	1	Decatur, Ga.	Cedar Grove HS
53	DeQuin Andrews	DE	6-3	295	R-Jr.	1	Farmerville, La.	Coahoma CC
54	Jaterrian Wren	DL	6-0	262	Sr.	1	Shelby, Miss.	Broad Street HS
55	Eric Sadler	DE	6-3	250	Jr.	-	Oklahoma City, Oklahoma	Northeast Oklahoma A&M CC
56	Zane Samuel	DE	6-3	210	Fr.	-	Tuscaloosa, Ala.	Paul Bryant HS
57	Jacob Hauenstein	K	6-3	205	Jr.	-	Laurel, Miss.	West Jones HS
58	Chris Jones	OL	6-6	245	R-So.	1	Decatur, Ga.	Columbia HS

NUMERICAL ROSTER

#	NAME	POS	HGT	WGT	CLASS	LETTERS	HOMETOWN	PREVIOUS SCHOOL
59	Isaac Bails	DL	6-2	245	R-Jr.	1	Ripley, Miss.	Northeast Mississippi CC
60	Tionne McCray	OL	6-3	315	Jr.	-	Shaw, Miss.	Hinds CC
62	Payton Hollis	OL	6-3	260	So.	1	Bastrop, La.	Bastrop HS
63	Dekendrick Johnson	OL	6-1	325	Sr.	1	Winnsboro, La.	Southwest Mississippi CC
64	Dakota Roberts	OL	6-0	278	Fr.	-	Murietta, Calif.	Vista Murrieta HS
66	Davis Crosby	OL	6-3	280	Fr.	-	Magnolia Springs, Ala.	Foley HS
69	Jackson Hanson	OL	6-1	280	So.	1	Enterprise, Ala.	Enterprise HS
70	Noah Armstrong	OL	6-8	310	R-Jr.	1	Mobile, Ala.	University of South Alabama
71	Jesse Smithson	OL	6-5	310	R-Sr.	3	Springhill, Tenn.	Springhill HS
72	R.J. Hulse	OL	6-7	360	R-Jr.	2	Foley, Ala.	Foley HS
74	Thomas Head	OL	6-4	320	So.	1	Lilburn, Ga.	Hebron Christian Academy
75	John McNamara	OL	6-10	385	Rf.	1	St. Louis, Mo.	Lindbergh HS
76	Innis Claud V	OL	6-0	290	Fr.	-	Albany, Ga.	Buford HS
77	George Roberts	OL	6-7	339	Jr.	-	Lithonia, Ga.	Trinity Valley CC
79	Derrick McClelland	OL	6-7	300	Jr.	-	Meridian, Miss.	Copiah-Lincoln CC
80	Leon Green	WR	6-3	180	So.	1	Cleveland, Miss.	East Side HS
81	Benjamin Galbraith	WR	6-5	220	So.	1	Olive Branch, Miss.	Lewisburg HS
82	Curderion Hampton	WR	5-6	175	R-Jr.	1	Olive Branch, Miss.	Center Hill HS
83	Vince Sciorrotta	K	5-9	180	Sr.	3	Gainesville, Ga.	North Forsyth HS
84	Marquis Carter	WR	6-2	185	Fr.	-	Wadley, Ga.	Jefferson Co. HS
85	A'Darius Benson	WR	6-3	191	Jr.	-	Crystal Springs, Miss.	Holmes CC
86	Tyler Harrell	WR	6-3	205	R-So.	-	Calera, Ala.	Tennessee Tech University
87	Michael Carr	WR	6-1	209	R-Jr.	1	West Point, Miss.	Mississippi State University
88	Kam Williams	WR	6-1	172	Jr.	-	Bassfield, Miss.	SW Mississippi CC
89	Kevin Muzzi	WR	5-10	180	Sr.	-	Shaw, Miss.	Dartmouth University
89	Christian Underwood	K	5-10	190	Fr.	-	Conway, Ark.	Conway HS
90	Demarcus Glover	DL	6-4	270	Jr.	-	Pensacola, Fla.	Western Kentucky University
91	Laren Fairley	DL	5-11	270	Sr.	-	Beaumont, Miss.	Concordia College
92	Sifa Finau	DL	6-4	283	Jr.	3	Pensacola, Fla.	Pine Forest HS
95	Brandon Gaddy	DL	6-1	290	Jr.	-	Jackson, Miss.	Hinds CC
96	Micah Stallworth	DE	6-3	245	Fr.	-	Albertville, Ala.	Albertville HS
97	Lamar Fomby	DT	6-0	280	Fr.	-	Atlanta, Ga.	Hillgrove HS
98	Tommy Harris	DL	6-0	225	Jr.	-	Ruleville, Miss.	Coahoma CC
99	Scott Poindexter	DL	6-2	255	Fr.	-	Inverness, Miss.	Indianola Academy

COACHING STAFF

NAME (ALMA MATER)	POSITION
Todd Cooley (Arkansas Tech, 1999)	Head Coach
Joel Williams (Mississippi College, 1981)	Offensive Coordinator
Raleigh Jackson (The Citadel, 2004)	Defensive Coordinator
Kelvin Green (Clemson, 2009)	Defensive Line
Jonathon Fletcher (Knox, 2011)	Running Backs/STC
Tyler Hasty (Guilliford, 2011)	Wide Receivers
Nick Popiel (Georgia College, 2011)	Corners
Travis Champion (Delta State, 2014)	Quarterbacks
Zach Muller (Wofford, 2015)	Defensive Backs
Joiner Stewart (Millsaps, 2013)	DFO/Defensive Line
Jordan Martin (Delta State, 2014)	Offensive Line
Patrick Bethley (Delta State, 2014)	Safeties

PRONUNCIATION GUIDE

NAME	PRONUNCIATION
ROMELO Wilson	ROW-mel-oh
JORECO Beckwith	JOR-ee-ko
DE'QUAN Reddick	Duh'QWAN
Devin SWANIER	Swan-yay
LARRIAL Tyler, Jr.	Luh-RAIL
KEIJNE Thomas	KEY-juh-Nae
Landry TULLO	Too-low
SIFA FINAU	See-fuh FIN-ow
R.J. HULSE	HULLs
Vince SCIORROTTA	Shur-OTT-ahh
INNIS Claud	In-ess Clawd
Zach LINKOUS	Link-US
TIONNE McCray	Tie-OWN



#DSUFAMILY

RECORD VERSUS ALL OPPONENTS

SCHOOL	W	L	T	PF	PA
Abilene Christian University	0	1	0	28	34
Alabama, University of	0	1	0	0	89
Albany State University	2	0	0	68	7
Arkansas College	1	0	0	46	0
+Arkansas-Monticello	28	5	0	1057	441
Gulf South	13	2	0	516	239
Arkansas State	4	4	1	167	131
+Arkansas Tech	12	7	0	530	444
Gulf South	9	6	0	399	325
Austin Peay State	2	2	0	83	79
Belhaven College	1	0	0	55	18
Bethel College	6	4	1	226	86
Bloomburg (PA) University	1	0	0	63	34
Catawba	1	0	0	24	14
Centenary College	1	0	0	63	0
+Central Arkansas	5	11	1	326	402
Gulf South	2	6	0	156	225
Central State (Ohio)	1	0	0	72	8
Cleveland Independents	1	0	0	6	0
College of the Ozarks	1	0	0	47	0
Concordia-College	2	0	0	150	6
Cumberland University	2	1	0	84	48
East Central Oklahoma	2	0	0	43	19
Eastern Illinois	1	1	0	50	27
Elizabeth City State	3	0	0	71	38
Elon College	0	1	0	21	24
Evansville College	0	1	0	6	19
Florida State	0	1	0	0	32
*Florida Tech	2	1	0	147	92
Gulf South	2	1	0	147	92
Fort Benning (Ga.)	1	0	0	20	3
Fort Valley State	3	2	0	168	79
Freed-Hardean (Tenn)	0	1	0	0	7
Grand Valley State	0	1	0	30	49
Greenville Independents	0	1	0	0	21
+Harding University	10	1	1	445	257
Gulf South	8	1	0	365	186
+Henderson State	20	4	1	705	402
Gulf South	12	3	1	438	274
Hendrix College	0	3	0	12	30
Hinds Junior College	2	0	0	28	7
Holmes Junior College	2	0	0	51	19
Illinois-Chicago Circle	1	0	0	84	0
Indianapolis	0	1	0	18	33
Jackson State	1	1	0	44	45
+Jacksonville State	8	22	1	537	732
Gulf South	2	18	1	344	588
Kentucky Wesleyan	2	0	0	101	47
Lambuth University	6	6	0	216	154
Liberty Baptist	2	0	0	47	21
Louisiana College	8	8	2	214	212
Louisiana Tech	0	3	0	7	80
Memphis Naval Air Station	1	0	0	75	6
Memphis (e)	4	9	1	98	195
Merchant Marine Academy	1	0	0	19	0
McNeese State	0	1	0	27	52
Middle Tennessee State	1	2	0	31	33
Millsaps College	5	10	0	136	280
Millsaps Freshmen	0	1	0	6	27
Minnesota-Duluth	0	1	0	17	20
*Mississippi College	20	15	2	657	566
Gulf South	14	11	1	471	426
Mississippi College "B"	0	0	1	0	0
Miss. College Freshmen	0	1	0	6	18
Mississippi Delta JC	5	4	1	112	115
Mississippi State	0	1	0	0	39
Mississippi Valley State	4	1	0	155	68
Murray State	3	3	2	97	123
+ Nicholls State	5	3	1	169	132
Gulf South	4	2	1	144	84
*North Alabama	26	33	1	1204	1356
Gulf South	13	31	1	806	1079
North Carolina Central	1	0	0	24	17

SCHOOL	W	L	T	PF	PA
North Dakota	0	1	0	19	28
North Dakota State	1	1	0	47	32
North Greenville	1	0	0	28	23
Northeast Louisiana	8	12	0	237	373
Northwest Junior College	10	1	0	405	38
+ Northwestern State	2	14	0	156	397
Gulf South	2	1	0	66	25
Ole Miss Freshmen	0	2	0	2	20
+Ouachita Baptist	18	4	0	519	319
Gulf South	7	2	0	228	165
Parsons (Iowa) College	0	1	0	18	19
Pittsburg State	1	1	0	67	80
Quantico (Va.) Marines	0	2	0	16	30
Rhodes College	0	1	0	0	32
Rhodes Freshmen	3	0	0	47	0
Ruleville Independents	0	1	0	2	12
Sam Houston State University	0	1	0	31	38
Samford University	4	7	0	173	192
Shepherd University	1	0	0	29	17
*Shorter University	4	1	0	179	95
Gulf South	4	1	0	179	95
Southeast Missouri	23	4	1	645	341
+ Southeastern Louisiana	5	8	0	147	273
Gulf South	3	4	0	74	115
Southeastern Oklahoma State	1	1	0	27	31
Southern Illinois University	1	0	0	24	16
Southern Mississippi	3	10	1	131	340
+Southern Arkansas	17	7	0	531	323
Gulf South	9	4	0	202	186
Southwest Baptist	1	0	0	20	0
Southwest Missouri State	1	1	0	73	34
Southwest Texas State	0	1	0	10	17
Southwestern Louisiana	1	4	0	68	91
Spring Hill College (Ala.)	1	0	0	12	7
Stephen F. Austin State Univ.	2	5	0	86	178
Tampa, University of	3	4	0	148	172
Tarleton State University	1	0	0	38	35
Tennessee-Martin JC	1	3	0	46	71
+ Tennessee-Martin, Univ. of	22	13	0	728	533
Gulf South	12	8	0	435	337
Texas-Arlington	0	1	0	8	19
Texas A&M-Commerce	3	4	0	186	198
Texas A&M-Kingsville	0	1	0	17	28
Texas State	0	1	0	25	32
+ Troy State (Ala.)	19	21	0	649	720
Gulf South	7	13	0	316	474
Tupelo Military Institute	0	1	0	6	13
Tusculum	1	0	0	27	19
Union (Tenn.) University	1	4	0	43	74
*Valdosta State (Ga.)	20	15	1	946	1105
Gulf South	20	15	1	946	1105
*West Alabama	35	24	3	1642	1194
Gulf South	26	18	2	1187	986
West Chester (Pa.) State	0	1	0	28	31
*West Florida	1	0	0	55	51
Gulf South	1	0	0	55	51
*West Georgia	18	13	0	976	689
Gulf South	18	12	0	949	652
West Virginia Tech	1	0	0	61	0
Western Kentucky	1	4	0	57	135
William Carey (MS) College	0	1	0	7	19

LEGEND:
 Bold denotes 2016 opponents
 * Denotes current Gulf South Conference members
 + Denotes former Gulf South Conference members

LAST TIME IT HAPPENED...

STATISTIC	PLAYER/OPPONENT
100 Yards Rushing:	140, Chris Robinson vs. Mississippi College, Sept. 29, 2016
	112, D'Juan Bellaire vs. Mississippi College, Sept. 29, 2016
150 Yards Rushing:	163, Chris Robinson vs. Kentucky Wesleyan, Sept. 1, 2016
200 Yards Rushing:	233, Brandon Lucas at West Georgia, Nov. 12, 2011
300 Yards Rushing:	316, Greg Walker vs. West Alabama, Oct. 23, 1996
20 Rushing Attempts:	25, Chris Robinson vs. Shorter, Sept. 24, 2016
30 Rushing Attempts:	31, Trevar Deed vs. West Georgia, Nov. 7, 2009
40 Rushing Attempts:	42, Greg Walker @ West Alabama, Oct. 23, 1993
Three Rushing Touchdowns:	3, Chris Robinson at Valdosta State, Oct. 22, 2016
Four Rushing Touchdowns:	4, Tregnel Thomas @ West Georgia, Oct. 26, 1996
70-Yard Run:	81, Trevar Deed @ North Alabama, Oct. 15, 2009
80-Yard Run:	81, Trevar Deed @ North Alabama, Oct. 15, 2009
90-Yard Run:	95, Carl Grubb vs. West Alabama, Nov. 5, 1955
Two Players Rushing For 100 Yards:	140, Chris Robinson & 112, D'Juan Bellaire vs. Mississippi College, Sept. 29, 2016
300 Yards Passing:	321, Tyler Sullivan vs. Shorter, Oct. 9, 2014
350 Yards Passing:	419, Micah Davis @ Arkansas Tech, Sep. 17, 2011
400 Yards Passing:	491, Tyler Cameron vs. West Alabama, Oct. 24, 2015
500 Yards Passing:	502, Tyler Sullivan @ Valdosta State, Sept. 20, 2014
20 Pass Completions:	27, Tyler Sullivan at West Alabama, Oct. 8, 2016
30 Pass Completions:	30, Tyler Sullivan vs. Texas A&M-Commerce, Sept. 10, 2016
40 Pass Completions:	41, Tyler Sullivan @ Valdosta State, Sept. 20, 2014
30 Pass Attempts:	37, Tyler Sullivan at West Alabama, Oct. 8, 2016
40 Pass Attempts:	41, Tyler Sullivan @ Florida Tech, Oct. 6, 2014
50 Pass Attempts:	55, Tyler Cameron vs. West Alabama, Oct. 24, 2015
60 Pass Attempts:	64, Tyler Sullivan @ Valdosta State, Sept. 20, 2014
70 Pass Attempts:	73, Tyler Sullivan @ West Georgia, Oct. 18, 2014
Four Touchdown Passes:	4, Tyler Sullivan vs. Tarleton State, Oct. 19, 2013
Five Touchdown Passes:	5, Tyler Cameron vs. West Alabama, Oct. 24, 2015
Three Interceptions Thrown:	3, Tyler Sullivan vs. Texas A&M-Commerce, Sept. 10, 2016
Four Interceptions Thrown:	4, Garrett DeWitt @ West Alabama, Oct. 10, 2009
300 Yards Total Offense:	336 vs. North Alabama, Sept. 22, 2012
400 Yards Total Offense:	475 vs. Fort Valley State, Sept. 3, 2015
500 Yards Total Offense:	593 vs. Kentucky Wesleyan, Sept. 1, 2016
600 Yards Total Offense:	614 vs. West Alabama, Oct. 24, 2015
700 Yards Total Offense:	711, @ Lambuth, Nov. 13, 2010
100 Yards Receiving:	175, Chris Robinson at West Alabama, Oct. 8, 2016
150 Yards Receiving:	175, Chris Robinson at West Alabama, Oct. 8, 2016
200 Yards Receiving:	203, Trevar Deed vs. North Alabama, Nov. 29, 2008
Back-to-Back Games With 100 Yards Receiving:	Casey Osborne, 113 @ Fort Valley State, Sept. 6, 2014
	192 @ Valdosta State, Sept. 20, 2014
Three Players with 100 Yards Receiving:	Delta State vs. West Alabama, Oct. 24, 2015
10 Receptions:	12, Casey Osborne @ West Georgia, Oct. 18, 2014
70-Yard Reception:	75, Jarvis York vs. Fort Valley State, Sept. 3, 2015
80-Yard Reception:	80, Ricky Hunt vs. Concordia, Nov. 8, 2014
90-Yard Reception:	93, James Grubbs vs. West Alabama, Sep. 15, 2001
150 All-Purpose Yards:	189, Chris Robinson vs. Mississippi College, Sept. 29, 2016
200 All-Purpose Yards:	245, Ladarion Peterson at West Alabama, Oct. 8, 2016
250 All-Purpose Yards:	373, Trevar Deed vs. West Georgia, Nov. 7, 2009
300 All-Purpose Yards:	373, Trevar Deed vs. West Georgia, Nov. 7, 2009
350 All-Purpose Yards:	373, Trevar Deed vs. West Georgia, Nov. 7, 2009
100+ Kickoff Return Yards:	245, Ladarion Peterson at West Alabama, Oct. 8, 2016
Three Touchdowns Receiving:	3, Casey Osborne @ Fort Valley State, Sept. 6, 2014
Four Touchdowns Receiving:	4, Trevar Deed vs. North Alabama, Nov. 29, 2008
Rushing TD & Receiving TD:	Chris Robinson vs. Mississippi College, Sept. 29, 2016
Kickoff Return For Touchdown:	Ladarion Peterson at West Alabama, Oct. 8, 2016
Rushing TD, Receiving TD, & Kickoff Return For TD:	Jeremy Ricks vs. West Georgia, Oct. 27, 2007
Punt Return For TD:	Jordan Howard, 46 yards, vs. Central State, Sept. 27, 2014
10 Tackles:	11, Landry Tullo vs. Mississippi College, Sept. 29, 2016
Two Sacks:	2, Randall Boyd vs. West Alabama, Oct. 24, 2015
Three Sacks:	3, Erin Brown vs. Shorter, Sept. 24, 2016
Five Sacks:	5, Michael Eubanks vs. Shaw, Nov. 17, 2007

STATISTIC	PLAYER/OPPONENT
Multiple Interceptions:	2, Decory McGee vs. Mississippi College, Sept. 29, 2016
Interception Returned For TD:	Decory McGee vs. Mississippi College, Sept. 29, 2016
Interception & Fumble Recovery:	Decory McGee vs. Mississippi College, Sept. 29, 2016
Two Forced Fumbles:	2, Erin Brown vs. Shorter, Sept. 24, 2016
Two Fumble Recoveries:	2, Dominic Spinks @ Valdosta State, Oct. 2, 2008
Fumble Return For TD:	Jerry Barnes (39 Yards) vs. Arkansas Tech, Sep. 9, 2010
Blocked FG:	Anthony Daniels vs. Henderson State, Sep. 25, 2011
Blocked Punt:	Zane Samuel vs. Mississippi College, Sept. 29, 2016
Blocked Punt For TD:	Zane Samuel vs. West Georgia, Sept. 10, 2016
Blocked PAT:	Wilson Curtis vs. West Georgia, Sept. 10, 2016
Safety:	Team vs. Fort Valley State, Sept. 3, 2015
40-Yard FG:	43, Matt Dean vs. Ouachita Baptist, Oct. 1, 2011
45-Yard FG:	45, Vince Sciorrotta vs. Albany State, Sep. 26, 2015
50-Yard FG:	52, Billy Dorgan @ Central Arkansas, Oct. 28, 2000
Three FGs:	3, Vince Sciorrotta @ North Alabama, Sept. 21, 2013
Four FGs:	5, Trey Crum vs. Southern Arkansas, Oct. 18, 2003
Five FGs:	5, Trey Crum vs. Southern Arkansas, Oct. 18, 2003
Game-Winning Field Goal:	33-yards, Vince Sciorrotta vs. Tarleton State, Oct. 19, 2013
	31-yards, Vince Sciorrotta @ North Alabama, Sept. 21, 2013
60-Yard Punt:	66 yards, Cody Mills vs. Kentucky Wesleyan, Sept. 1, 2016
70-Yard Punt:	79, Andrew Jones vs. North Alabama, Nov. 26, 2011

**LaDARION PETERSON**

6 | WR/RS | Woodville, Miss.

PASSING ATTEMPTS | CAREER

1,644	Scott Eyster, 2003-2006
1,135	Tyler Sullivan, 2013-Present
1,041	Micah Davis, 2010-11

PASSING COMPLETIONS | CAREER

1,001	Scott Eyster, 2003-2006
733	Tyler Sullivan, 2013-Present
655	Micah Davis, 2010-11
574	Garrett DeWitt, 2006-2009

PASSING YARDAGE | CAREER

13,889	Scott Eyster, 2003-2006
9,084	Tyler Sullivan, 2013-Present
7,885	Micah Davis, 2010-11
6,917	Scott Butler, 1981-84

PASSING TOUCHDOWNS | CAREER

116	Scott Eyster, 2003-2006
75	Tyler Sullivan, 2013-Present
56	Micah Davis, 2010-2011

TOTAL OFFENSE | CAREER

14,342	Scott Eyster, 2003-2006
9,584	Tyler Sullivan, 2013-Present
8,238	Micah Davis, 2010-2011

RECEPTIONS | CAREER

245	Robert Davis, 2003-2006
187	Trevar Deed, 2008-2010
166	Ellis Debrow, 2002-2004
163	Kyle Finney, 1982-1985
154	Casey Osborne, 2012-Present

RECEIVING YARDAGE | CAREER

3,201	Ellis Debrow, 2002-2004
3,166	Robert Davis, 2003-2006
3,055	Kyle Finney, 1982-1985
2,127	Jeremy Ricks, 2004-2007
2,001	Trevar Deed, 2008-2010
2,037	Casey Osborne, 2012-Present

EXTRA POINT ATTEMPTS | CAREER

152	Vince Sciorrotta, 2013-Present
112	Matt Dean, 2008-2011
110	Trey Crum, 2003-2004

SCORING | CAREER

264	Trevar Deed, 2008-2010
255	Vince Sciorrotta, 2013-Present
252	Rico McDonald, 1999-2001

FIELD GOALS MADE | CAREER

33	Vince Sciorrotta, 2013-Present
26	Trey Crum, 2003-04
25	Ozden Karakurt, 1988-91

INTERCEPTIONS | CAREER

14	Dominique Davenport, 2008-2011
13	Monterio James, 2005-2007
12	Jamarcus Wiggins, 2004-2007
10	Kim Stewart, 1969-70
10	Don Fennell, 1964-66
9	Romelo Wilson, 2013-Present

TOUCHDOWNS | SEASON

24	CHRIS ROBINSON, 2016
21	Josh Bright, 2000
18	Ellis Debrow, 2003

SCORING (NON-KICKER) | SEASON

144	CHRIS ROBINSON, 2016
126	Josh Bright, 2000




ROMELO WILSON
3 | CB | Ewa Beach, Hawaii

RECORDS WATCH: DSU

SCORING

Points	36, Chris Robinson vs. West Florida, 10/15/16 36, Chuck Thomas vs. Ark. St., 1936
Touchdowns	6, Chris Robinson vs. West Florida, 10/15/16 6, Chuck Thomas vs. Ark. St., 1936
TDs Rushing	6, Chuck Thomas vs. Ark. St., 1936
TDs Passing	6, Garrett DeWitt vs. Harding, 9/20/08 6, Scott Eyster vs. UCA, 2004
TD Passes Caught	4, Trevar Deed vs. N. Alabama, 11/29/08 Greg Betterson vs. Harding, 9/20/08
Field Goals	5, Trey Crum vs. So. Ark., 2003
PAT's Kicking	10, Ernie Wells vs. Ill.-Chicago, 1969



CHUCK THOMAS rushed for a Delta State University record six touchdowns versus Arkansas State during the 1936 season. The record has stood the test of time, 80 years.

TOTAL OFFENSE

Plays	81, Scott Eyster vs. SAU, 2003
Yards	583, Tyler Sullivan vs. VSU, 2013

RUSHING

Plays	42, Greg Walker vs. W. Ala., 1993
Yards	316, Greg Walker vs. W. Ala., 1993

PASSING

Attempts	73, Tyler Sullivan at West Georgia, 10/18/14
Completions	41, Tyler Sullivan at Valdosta St., 9/20/14
Consecutive Comp.	16, Travis Champion vs. TAMUC, 2013
Yards	520, Tyler Sullivan vs. Valdsota St., 11/02/13

RECEPTIONS

Caught	16, Trevar Deed vs. North Alabama, 11/29/08
Yards	258, Kyle Finney vs. Troy St., 1984

PUNTING

Punts	14, Donald Bennett vs. Troy St., 1979
Yards	462, Donald Bennett vs. Troy St., 1979
Average	49.2, Blake Koenigsberger vs. UNA, 1999

PUNT RETURNS

Returns	6, Darrin January vs. W. Ala., 1995
---------	-------------------------------------

KO RETURNS

Returns	7, LaDarion Peterson vs. West Alabama, 10/8/16
Yards	245, LaDarion Peterson vs. West Alabama, 10/8/16

TACKLES

20	Lardester Hicks-Green vs. VSU, 10/1/09
19	Richard Nash vs. Valdosta State, 11/7/15
18	Lardester Hicks-Green vs. OBU, 9/26/09
18	Lardester Hicks-Green, vs. UNA, 11/29/08

INTERCEPTIONS

3	Jon Knox vs. Florida Tech, 10/3/15
	Jerome Williams vs. So. Ark., 10/28/95
	Kim Stewart vs. West Ala., 10/31/70,
	Gayle Davis vs. N. Ala., 9/17/60



MICHAEL EUBANKS established an NCAA Division II playoff record for sacks in a game with five versus Shaw University on Nov. 17, 2007 at Parker Field-McCool Stadium. Eubanks finished his career with an **NCAA record 48 sacks**.

SACKS

5.0	Michael Eubanks vs. Shaw, 11/17/07
4.0	Demetric Armistead vs. Miss. Valley State, 9/9/00
4.0	Tim Edwards vs. Southern Mississippi, 9/1/90

INSIDE THE RECORD BOOK: SINGLE GAME RECORDS

SCORING

Points Scored	144, Chris Robinton, 2016
	126, Josh Bright, 2000
Points Kicking	111, Trey Crum, 2003
	110, Billy Dorgan, 2000
Touchdowns	24, Chris Robinson, 2016
TDs Rushing	21, Josh Bright, 2000
TDs Passing	36, Scott Eyster, 2006
TDs Passes Caught	18, Ellis Debrow, 2003
TDs Returns	6, Aubrey Matthews, 1982
PATs	71, Billy Dorgan, 2000
FGs	19, Trey Crum, 2003

TOTAL OFFENSE

Plays	635, Micah Davis, 2011
	609, Micah Davis, 2010
Yards	4,289, Micah Davis, 2010
	3,979, Scott Eyster, 2006

RUSHING

Plays	279, Rico McDonald, 2000
Plays Per Game	27.5, Tregnel Thomas, 1996
Yards	1,637, Rico McDonald, 2000
Yards Per Game	160.4, Tregnel Thomas, 1996
Avg. Per Play	8.5, Revis Davis, 1989

PASSING

Most Passes	524, Micah Davis, 2011
	517, Micah Davis, 2010
Completions	336, Micah Davis, 2010
	319, Micah Davis, 2011
Percentage	65.0, Micah Davis, 2010
	63.8, Tyler Sullivan, 2014
Yards	4,097, Micah Davis, 2010
	3,926, Scott Eyster, 2006
	3,788, Micah Davis, 2011
	3,485, Scott Eyster, 2003
Interceptions	20, Micah Davis, 2011
	20, Scott Butler, 1982
Touchdowns	36, Scott Eyster, 2006
	33, Micah Davis, 2010

RECEPTIONS

Caught	88, Robert Davis, 2006
	80, Chance Dennis, 2011
	78, Trevar Deed, 2008
	77, Ellis Debrow, 2003
	76, Casey Osborne, 2014
	67, L.J. Castile, 2010
	67, Trevar Deed, 2009
Yards	1,637, Ellis Debrow, 2003
Avg. Gain	25.7, Jason Franklin, 2000 (41)

TACKLES

151	Jimmy Wilson, 1989
138	Rory Bell, 2000
130	Garrett Williams, 2010

INTERCEPTIONS

Intercepted	8, Garrett Williams, 2010
	8, Monterio James, 2005
	7, Jamarcus Wiggins, 2007
	7, Jerome Williams, 1995
Yards Returned	140, Tommy Woodson, 1975

SACKS

13.5	Michael Eubanks, 2005
12.0	Michael Eubanks, 2007
11.5	Michael Eubanks, 2006

PUNTING

Punts	75, Jerome Williams, 1995
Yards	2,844, Donald Bennett, 1978
Average	45.3, George Duff, 1982
	42.7, Sam Piazza, 1977

PUNT RETURNS

Returned	31, Des Ball, 1982
Yards	399, Wyatt Dendy, 1968

KO RETURNS

Returned (GSC record)	52, Maurice Moore, 2010
Yards (GSC record)	1,094, Maurice Moore, 2010

^ - New GSC Record



ROBERT DAVIS (3) had a record-setting senior season in 2006, hauling in 86 receptions for 1,228 yards and six touchdowns. He finished his career as DSU's all-time leading receiver with 245 catches for 3,166 yards and 16 scores.

INSIDE THE RECORD BOOK: SINGLE SEASON RECORDS

SCORING

Points scored	264, Trevar Deed, 2008-2010
Points kicking	255, Vince Sciorrotta, 2013-Present
Touchdowns	44, Trevar Deed, 2008-2010
TDs Rushing	39, Rico McDonald, 1998-
TD's Passing	116, Scott Eyster, 2003-2006
TDs Passes Caught	29, Ellis Debrow, 2002-04
Field Goals	33, Vince Sciorrotta, 2013-present
	26, Trey Crum, 2003-04
	25, Ozden Karakurt, 1988-91
PATs	156, Vince Sciorrotta, 2013-Present
	112, Matt Dean, 2008-2011
	110, Trey Crum, 2003-04

TOTAL OFFENSE

Plays	1855, Scott Eyster, 2003-2006
Yards	14,342, Scott Eyster, 2003-2006

ALL-PURPOSE YARDS

Yards	5,144 - Trevar Deed, 2008-2010
-------	--------------------------------

RUSHING

Plays	598, Londale Bankston, 1986-88
Yards	3,285, Rico McDonald, 1998-2001
Average Per Play	6.07, Revis Davis, 1988-91

PASSING

Passes	1,644, Scott Eyster, 2003-2006
	1,152, Tyler Sullivan, 2013-Present
	1,041, Micah Davis, 2010-11
Completions	1,001, Scott Eyster, 2003-2006
	744, Tyler Sullivan, 2013-Present
	655, Micah Davis, 2010-11
	574, Garrett DeWitt, 2006-2009
Yards	13,889, Scott Eyster, 2003-2006
	9,157 - Tyler Sullivan, 2013-Present
	7,885 - Micah Davis, 2010-11
	6,917 - Scott Butler, 1981-84
Percentage	64.6, Tyler Sullivan, 2013-Present
	62.9, Micah Davis, 2010-11
Touchdowns	116, Scott Eyster, 2003-2006

RECEPTIONS

Passes Caught	245, Robert Davis, 2003-2006
	187, Trevar Deed, 2008-2010
	166, Ellis Debrow, 2002-2004
	164, Kyle Finney, 1982-1984
Yards	3,201, Ellis Debrow, 2002-2004
Touchdowns	29, Ellis Debrow, 2002-2004

INTERCEPTIONS

Intercepted	14, Dominique Davenport, 2008-2011
	13, Monterio James, 2005-2007
Yards Returned	223, Tommy Woodson, 1974-1976

SACKS

QB Sacks	45.0, Michael Eubanks, 2004-2007*
	28, Jamal Johnson, 2000-2002

*NCAA Division II and Gulf South Conference Record

TACKLES

Total	343, Lardester Hicks-Green, 2006-2009
-------	---------------------------------------

PUNTING

Punts	215, Donald Bennett, 1977-80
Yards Punted	8,007, Donald Bennett, 1977-80
Punting Average	43.0, Tyler Caldwell, 2010

PUNT RETURNS

Returned	93, Des Ball, 1979-82
Yards	755, Des Ball, 1979-82

KO RETURNS

Returned	60, Larry Miller, 1972-74
Yards	1,192, Jessie Jackson, 1974-77



Scott Eyster (2003-2006) shattered the Delta State and Gulf South Conference records for career passing yards (13,889) and total offense (14,342). When he closed his career, the Hammond, La., native ranked second in NCAA DII history and fourth in all NCAA divisions in passing yards. During his four-year career, Eyster completed 1,001-of-1,644 attempts for 13,889 yards and 116 touchdowns. He remains the gold standard at DSU and within the GSC to this day.



Lardester Hicks-Green (2006-2009) led the Statesmen to two GSC titles and three NCAA postseason appearances, all while becoming the GSC's career leader in tackles with 343. The Chicago, Ill., native was a four-time All-GSC selection and three-time first team All-American for Delta State.

INSIDE THE RECORD BOOK: INDIVIDUAL CAREER RECORDS

RUSHING

GAME	
316	Greg Walker vs. W. Ala., 10/23/96
255	Revis Davis vs. Tenn.-Martin, 10/19/91
240	Trevar Deed vs. West Georgia, 11/7/2009
234	Nate Fairconnetue vs. NW (La.) St., 10/7/72
230	Tregnel Thomas vs. W. Ga., 10/26/96
222	Revis Davis vs. W. Ga., 10/27/90
219	Joe Hobson vs. W. Ala., 10/22/94
214	Revis Davis vs. Troy St., 10/14/89
211	Rico McDonald vs. Ark-Mont., 11/10/01
210	Rico McDonald vs. Central Ark., 10/28/00
204	Rico McDonald vs. Miss. Valley St., 9/16/00

SEASON	
1,637	Rico McDonald, 2000
1,604	Tregnel Thomas, 1996
1,495	Josh Bright, 2000
1,394	Greg Walker, 1993
1,151	Rico McDonald, 2001
1,145	Tregnel Thomas, 1997
1,131	Nate Fairconnetue, 1973
1,125	David Yeates, 2003
1,120	Londale Bankston, 1987
1,108	Trevar Deed, 2010

CAREER	
3,285	Rico McDonald, 1998-2001
3,272	Tregnel Thomas, 1996-1999
3,180	Londale Bankston, 1986-1988
2,920	Revis Davis, 1988-1991
2,647	Trevar Deed, 2008-2010
2,336	Josh Bright, 1998-2001
2,069	Greg Walker, 1994-1995
1,896	David Yeates, 2002-2003
1,696	Willie Dickson, 1974-1975
1,521	Jason Snell, 2002-2005
1,508	Brandon Lucas, 2010-2011

PASSING

GAME	
520	Tyler Sullivan vs. Valdosta St., 11/02/13
502	Tyler Sullivan at Valdosta State, 9/20/14
514	Garrett DeWitt vs. Harding, 9/20/08
496	Tyler Sullivan vs. Texas A&M-Commerce, 9/12/15
483	Scott Eyster vs. Valdosta St., 10/2/04
465	Scott Eyster vs. Ouachita Bapt., 10/29/05
464	Garrett DeWitt vs. North Alabama, 11/29/08
457	Scott Eyster vs. Cen. Arkansas, 10/16/04
456	Tyler Sullivan @ Florida Tech, 10/6/14

SEASON	
4,097	Micah Davis, 2010
3,926	Scott Eyster, 2006
3,788	Micah Davis, 2011
3,485	Scott Eyster, 2003
3,369	Scott Eyster, 2004
3,366	Tyler Sullivan, 2014
3,277	Garrett DeWitt, 2008
3,107	Scott Eyster, 2005
2,598	Scott Butler, 1983
2,478	Scott Butler, 1984

CAREER	
13,889	Scott Eyster, 2003-2006
9,157	Tyler Sullivan, 2013-Present
7,885	Micah Davis, 2010-11
6,945	Garrett DeWitt, 2006-2009
6,917	Scott Butler, 1981-1984
4,551	David Crowe, 1992-1995
4,027	Josh Bright, 1998 - 2001

RECEIVING

GAME	
16	Trevar Deed vs. North Alabama, 11/19/08
15	Trevar Deed vs. North Alabama, 10/15/09
14	Chris Parks vs. So. Ark., 10/18/03
14	Kyle Finney vs. Troy St., 10/29/84
13	Ricky Hunt vs. North Alabama, 9/21/13
13	Chad Schroeder vs. Harding, 9/20/08
12	Jarvis York vs. West Alabama, 10/24/15
12	Casey Osborne @ West Georgia, 10/18/2014
12	Casey Osborne @ Fort Valley State, 9/6/2014
12	Chris Parks vs. Cen. Arkansas, 10/16/04
12	Ellis Debrow vs. Nor. Dakota, 8/30/04
12	Jody Coleman vs. W. Ala., 11/6/71
12	Robert Davis vs. So. Ark., 10/18/03

SEASON	
88	Robert Davis, 2006
80	Chance Dennis, 2011
78	Trevar Deed, 2008
77	Ellis Debrow, 2003
76	Casey Osborne, 2014
67	L.J. Castile, 2010
67	Trevar Deed, 2009
66	Robert Davis, 2005
64	Ellis Debrow, 2004
64	Kyle Finney, 1984
62	Chad Schroeder, 2007
62	Jim Devers, 1969
61	Jarvis York, 2015
61	Chad Schroeder, 2008
61	Jeremy Ricks, 2006
60	Chris Parks, 2003

CAREER	
245	Robert Davis, 2003-2006
187	Trevar Deed, 2008-2010
166	Ellis Debrow, 2002-2004
163	Kyle Finney, 1982-1985
149	Casey Osborne, 2012-Present
142	Jeremy Ricks, 2004-2007
136	Chris Parks, 2001-2004
132	Chance Dennis, 2010-2011
123	Jarvis York, 2012-2015
123	Chad Schroeder, 2005-2008

SEASON RECEIVING YARDS	
1,677 (77 receptions)	Ellis Debrow, 2003
1,228 (88 receptions)	Robert Davis, 2006
1,151 (64 receptions)	Ellis Debrow, 2004
1,105 (64 receptions)	Kyle Finney, 1984
1,055 (41 receptions)	Jason Franklin, 2000
1,022 (80 receptions)	Chance Dennis, 2011
1,007 (74 receptions)	Casey Osborne, 2014

CAREER RECEIVING YARDS	
3,201	Ellis Debrow, 2002-2004
3,166	Robert Davis, 2003-2006
3,055	Kyle Finney, 1982-1985
2,127	Jeremy Ricks, 2004-2007
2,001	Trevar Deed, 2008-2010

TOTAL OFFENSE

GAME	
583	Tyler Sullivan vs. Valdosta St. 11/2/13
528	Tyler Sullivan at Valdosta State, 9/20/2014
508	Scott Eyster vs. Valdosta St., 10/2/04
507	Tyler Sullivan at Texas A&M-Commerce, 9/12/15
506	Garrett DeWitt vs. Harding, 9/20/08
491	Scott Eyster vs. Ouachita Bapt., 10/30/04
487	Scott Eyster vs. Cen. Arkansas, 10/16/04
483	Travis Champion vs. North Alabama, 9/21/13
479	Tyler Sullivan @ Florida Tech, 10/6/2014
465	Tyler Sullivan vs. Tarleton St., 10/19/2013
452	Garrett DeWitt vs. North Alabama, 11/29/08
450	Scott Eyster vs. Ark. Tech, 10/11/03

SEASON	
4,289	Micah Davis, 2010
3,979	Scott Eyster, 2006
3,949	Micah Davis, 2011
3,566	Tyler Sullivan, 2014
3,563	Scott Eyster, 2004
3,548	Scott Eyster, 2003
3,378	Garrett DeWitt, 2008
2,923	Josh Bright, 2000
2,733	Scott Butler, 1983
2,566	Scott Butler, 1984

CAREER	
14,342	Scott Eyster, 2003-2006
9,684	Tyler Sullivan, 2013-Present
8,238	Micah Davis, 2010-2011
7,229	Scott Butler, 1981-1984
7,165	Garrett DeWitt, 2006-2009
6,363	Josh Bright, 1998-2001
4,537	Keith Williams, 1983-1986
4,366	David Crowe, 1992-1995
3,811	Alton Marshall, 1986-1988
3,804	David Bradberry, 1972-1973

SCORING

GAME	
36	Chris Robinson vs. West Florida, 10/15/16
36	Chuck Thomas vs. Ark. St., 10/2/36
24	Trevar Deed vs. North Alabama, 11/29/08
24	Rafael Mitchell vs. West Georgia, 11/8/08
24	Greg Betterson vs. Harding, 9/20/08
24	Rico McDonald vs. Valdosta St., 11/18/00
24	Tregnel Thomas vs. W. Ga., 10/26/96

SEASON	
144	Chris Robinson, 2016
126	Josh Bright, 2000
111	Trey Crum, 2003
110	Billy Dorgan, 2000
108	Ellis Debrow, 2003

INSIDE THE RECORD BOOK: BY CATEGORY

108	Rico McDonald, 2000
96	Jeremy Ricks, 2006
93	Vince Sciorrotta, 2014
90	Trevar Deed, 2009
90	Trevar Deed, 2008
90	Rico McDonald, 2001

CAREER

264	Trevar Deed, 2008-2010
255	Vince Sciorrotta, 2013-Present
252	Rico McDonald, 1999-2001
251	Josh Bright, 1998-2001
184	Matt Dean, 2008-2011
180	Jeremy Ricks, 2004-2007
174	Ellis Debrow, 2003-2005
174	Ozden Karakurt, 1988-1991

SPECIAL TEAMS

EXTRA POINT ATTEMPTS | SEASON

71	Billy Dorgan, 2000
60	Vince Sciorrotta, 2014
56	Trey Crum, 2004
55	Matt Dean, 2011
54	Tom Santos, 2008
54	Trey Crum, 2003

EXTRA POINT ATTEMPTS | CAREER

152	Vince Sciorrotta, 2013-Present
112	Matt Dean, 2008-2011
110	Trey Crum, 2003-2004
84	Ernie Wells, 1966-1969
81	Billy Dorgan, 1999-2000
70	Blake Koenigsberger, 1998-2001
70	Ozden Karakurt, 1988-1989

FIELD GOALS MADE | SEASON

19	Trey Crum, 2003
----	-----------------

FIELD GOALS MADE | CAREER

33	Vince Sciorrotta, 2013-present
26	Trey Crum, 2003-04
25	Ozden Karakurt, 1988-91

PUNT RETURNS | SEASON

399	Wyatt Dendy, 1968
368	Des Ball, 1982
332	Brandon Lucas, 2010
309	Des Ball, 1979
307	Chad Schroeder, 2008

PUNT RETURNS | CAREER

755	Des Ball, 1979-82
578	Wyatt Dendy, 1967-68
576	Craig Havard, 1983-84
518	Donyelle Williams, 2002-2004
450	Brandon Lucas, 2010-2011
392	Ricky Hunt, 2013-2014
368	Larry Miller, 1972-73
307	Chad Schroeder, 2005-2008
291	Kevin Lacastro, 1985-88

KICK RETURNS | GAME

245	LaDarion Peterson vs. West Alabama, 10/8/16
168	Maurice Moore vs. Harding, 10/16/10
155	Ladarrell Hunt at Mississippi College, 11/14/15
154	Brandon Lucas vs. Arkansas Tech, 9/17/11
152	Michael Davison vs. West Alabama, 10/03/2013
150	Dennis Patterson vs. Valdosta St., 11/4/89

KICK RETURNS | SEASON

1,094	Maurice Moore, 2010
820	Brandon Lucas, 2011
620	Ladarrell Hunt, 2015
563	Ricky Hunt, 2014
556	Jessie Jackson, 1975
550	Lavon Downs, 2012
502	Willie Miller, 1973

KICK RETURNS | CAREER

1,192	Jessie Jackson, 1974-1977
1,162	Larry Miller, 1972-1974
1,094	Maurice Moore, 2010
876	Brandon Lucas, 2010-2011
840	Ollie Thigpen, 1989-1992
828	Ricky Hunt, 2013-2014
823	Jason Snell, 2002-2005
811	Jeremy Ricks, 2004-2007
731	Ladarrell Hunt, 2014-2015

DEFENSE

SACKS | GAME

5.0	Michael Eubanks vs. Shaw, 11/17/07
4.0	Demetric Armistead vs. Miss. Valley State, 9/9/00
4.0	Tim Edwards vs. Southern Mississippi, 9/1/90

SACKS | SEASON

13.5	Michael Eubanks, 2005
12.0	Michael Eubanks, 2007
11.5	Michael Eubanks, 2006
11.0	Joey Sylve, 2003
11.0	Jamal Johnson, 2000
10.5	Bob Yarbrough, 1984
9.5	Karl Balls, 1984

SACKS | CAREER

45.0	Michael Eubanks, 2004-2007
28	Jamal Johnson, 2000-2002
28	Jamal Johnson (2000-02)
26	Tim Edwards (1987-90)
22	Andre Brown (1999-2000)
22	Jerrod Beckett (2000-03)
19.5	Karl Balls (1983-86)
19.5	Joey Sylve (2000-03)
15.0	Clayton Mosley (2000-02)

INTERCEPTIONS | GAME

3	Jon Knox vs. Florida Tech, 10/3/15
	Jerome Williams vs. So. Ark., 10/28/95
	Kim Stewart vs. West Ala., 10/31/70.
	Gayle Davis vs. N. Ala., 9/17/60

INTERCEPTIONS | SEASON

8	Garrett Williams, 2010
8	Monterio James, 2005
7	Jamarcus Wiggins, 2007
7	Jerome Williams, 1995
6	Robert Cheatham, 1987
6	Al Carey, 1984
6	Kim Stewart, 1970
6	Luther Kuykendall, 1970
6	Don Jacobs, 1968
6	Jerry Hooper, 1966

INTERCEPTIONS | CAREER

14	Dominique Davenport, 2008-2011
13	Monterio James, 2005-2007
12	Jamarcus Wiggins, 2004-2007
10	Kim Stewart, 1969-70
10	Don Fennell, 1964-66

TACKLES | GAME

20	Lardester Hicks-Green vs. Valdosta State, 10.1.09
18	Lardester Hicks-Green vs. OBU, 9/26/09
18	Lardester Hicks-Green vs. UNA, 11/29/08
17	Richard Nash at West Georgia, 10/18/14
17	Gary Bell vs. Catawba, 11/25/00
17	Robert Downing vs. North Alabama, 9/30/78

TACKLES | SEASON

151	Jimmy Wilson, 1989
138	Rory Bell, 2000
130	Garrett Williams, 2010
114	Carl Dobbs, 1987
110	Reggie Harris, 1988
110	Willie Greene, 1987
109	Kenny Lewis, 1992
108	Carl Pepper, 1983
107	Steve Belcher, 1983
106	Willie Greene, 1988
100	Lardester Hicks-Green, 2009
100	Jamarcus Wiggins, 2007

TACKLES | CAREER

343	Lardester Hicks-Green, 2006-2009
335	Jimmy Wilson, 1987-1990
316	Dwight Herlong, 1987-1990
285	Pete Golding, 2002-2005
282	Rory Bell, 1997-2000
274	Willie Greene, 1985-1988
249	Kenny Lewis, 1989-1992
249	Steve Belcher, 1981-1984
243	Michael Eubanks, 2004-2007
242	Jamarcus Wiggins, 2005-2007
231	Tim Edwards, 1987-1990

INSIDE THE RECORD BOOK: BY CATEGORY

TEAM RECORDS

SCORING | GAME

Points	84 vs. Ill.-Chicago, 10/4/69
Touchdowns	12 vs. Ill.-Chicago, 10/4/69
TDs Rushing	9 vs. Bloomsburg, 12/09/00!
TDs Passing	6, Harding (9/20/08)
	6, Cen. Arkansas (10/16/04)
PATs Kicked	10 vs. Ill.-Chicago, 10/4/69
Most FGs	5 vs. So. Arkansas, 10/18/03
Most First Downs	36, vs. Bloomburg, 12/09/00!

TOTAL OFFENSE | GAME

Plays	110 vs. Texas A&M - Comm. 9/13/13
Yards	717, at Lambuth, 11/13/2010

RUSHING | GAME

Plays	72 vs. SE Mo., 9/22/84
Yards	542 vs. Harding, 10/31/59

PASSING | GAME

Attempts	74 at West Georgia, 10/18/14
Completions	45 vs. Texas A&M - Comm. 9/13/13
Yards	528, vs. Harding, 9/20/08

INTERCEPTIONS | GAME

Fewest Had Intercepted	0 (set numerous times)
Most Had Intercepted	5 vs. Cent. Ark., 9/28/96
	5 vs. NE La., 11/15/69

PUNT RETURNS | GAME

Punts	11 vs. La. College, 11/20/65
Yards	156 vs. Ill.-Chicago, 10/4/69

KICKOFF RETURNS

Returns	14 vs. Alabama, 9/21/51
Yards	247 vs. Alabama, 9/21/51

SCORING | SEASON

Most Points	606, 2000
Fewest Points	20, 1926
Touchdowns	82, 2000
TDs Rushing	58, 2000
TDs Passing	36, 2006
PATs Kicked	71, 2000
Field Goals	19, 2003
Tie Games	2; 1929, 1940, 1994
Times Shutout	7, 1935

TOTAL OFFENSE | SEASON

Plays	1,138, 2011
Yards	7,178, 2000
Most First Downs	344, 2011
Average	526.7, 2003

RUSHING | SEASON

Most Plays	839, 2003
Most Yards	4,644, 2000

PASSING | SEASON

Most Attempts	538, 2011
Most Completions	326, 2011
Most Yards	4,015, 2006
TD Passes	37, 2006
Average Yards per game	346.4, 2003

INTERCEPTIONS | SEASON

Had Intercepted	22, 2011
-----------------	----------

PENALTIES | SEASON

Yards Penalized	1,432 - 2010
	1,420 - 2007
Yards Penalized, Game	263 vs. Ouachita Baptist, 9/22/07

MISCELLANEOUS RECORDS

Margin of Victory	84 vs. Ill.-Chicago, 1969
Points Allowed	89 vs. Alabama, 1951
Largest Margin of Defeat	89 vs. Alabama, 1951
Consecutive Shutouts	4, 1954
Consecutive Wins	13, 1953-55
Consecutive Home Wins	11, 1962-64
Consecutive Losses	8, 1940-41
Yards Allowed Passing	0 vs. Miss. College, 1995 & 2014
Yards Allowed Rushing	-29 vs. West Georgia, 10/27/07
	-29 vs. Jackson State, 9/1/07

!= NCAA Division II Championship Game Record

LONGEST PLAYS

RUSHING

95	Carl Grubb vs. Livingston, 1955
93	Jimmy Sanders vs. Southern Arkansas, 1953
92	James Kelly, Arkansas State, 1950
90	Melvin Hemphill vs. Middle Tenn. State, 1937
90	Leonard Cain vs. Union, 1952

PASS PLAYS

93	Josh Bright to James Grubbs vs. UWA, 2001
87	James Garner to W.S. Donald vs. Millsaps, 1953
85	Laurin Collinsto Ken Farmer vs. Ark. St., 1963
84	T. Champion to Casey Osborne vs. N. Alabama, 2013
84	Brian Bell to Ellis Debrow vs. Ouachita Baptist, 2003
84	Tommy Cannon to Grady Coleman vs. Samford, 1971
82	Mark Hudspeth to Greg Green vs. Valdosta St., 1991
82	Fred Foster to John Brewer vs. SW Missouri, 1950
81	Travis Champion to Patrick Bethley vs. FIT, 2013
81	Jim Kennamer to Kyle Finney vs. SE Mo. 1982
81	Todd Vowell to Sammie Williams vs. W. Ga. 1996

PASS INTERCEPTION RETURNS

96	Chuck Thomas vs. Henderson St., 1937
92	Bradley Sanders vs. Mississippi College, 1957
85	Woodson Earl vs. Mississippi College, 1948
81	Desmond Callaway vs. Henderson St., 1991
80	Romelo Wilson vs. KY Wesleyan, 2016
80	Norman Beasley vs. Elon College, 1980
80	Wade Kellum vs. Memphis State, 1931
80	R.E. "Chippy" Rose vs. So. Mississippi, 1932

KICKOFF RETURNS

100	Aubrey Matthews vs. Livingston, 1983
100	Donnie Cotton vs. E. Cent. Oklahoma, 1962
100	Terry Beckham vs. J'ville State, 1971
97	Dennis Patterson vs. Valdosta St., 1989
95	Chad Ridley vs. UWA, 2004
95	James Hubbert vs. E. Cent. Oklahoma, 1959
92	Jeremy Ricks vs. West Georgia, 2007
91	LaDarion Peterson vs. W. Alabama, 2016
90	Ollie Thigpen vs. So. Ark., 1989
90	Donnie Cotton vs. J'ville State, 1962

PUNT RETURNS

90	Tom Jones, vs. Arkansas A&M, 1947
86	Des Ball vs. Miss. College, 1979
83	Jerry Barrett vs. J'ville State, 1971
82	Mitch Terrell vs. Ark. State, 1963
81	Todd Bradford vs. North Alabama, 2009
81	Keith Watts vs. W. Ala., 1994

LONGEST FIELD GOAL KICKED

54	Ozden Karakurt vs. W. Ala., 1989
52	Billy Dorgan vs. Central Arkansas, 2000
52	Ozden Karakurt vs. W. Ala., 1990
51	Ozden Karakurt vs. Valdosta St., 1991
51	Ozden Karakurt vs. Miss. College, 1989
50	Billy Dorgan vs. Henderson State, 2000
50	Ozden Karakurt vs. Tenn.-Martin, 1991
50	Ozden Karakurt vs. W. Ala., 1988

LONGEST PUNT

80	Buddy Madden vs. Western Ky., 1949
79	Andrew Jones vs. North Alabama, 2011
77	Clifton Bishop vs. La. College, 1938
74	Chip Dardaman vs. Troy St., 1985



INSIDE THE RECORD BOOK: TEAM/LONGEST PLAYS



KENTUCKY WESLEYAN (0-1) **29**
DELTA STATE (1-0) **50**

THURSDAY, SEPT. 1, 2016 - PARKER FIELD-McCOOL STADIUM - CLEVELAND, MISS.
 ATTENDANCE: 6,781 | RADIO: SSN | TV: NONE

SCORE BY QUARTERS	1	2	3	4	FINAL
Kentucky Wesleyan	0	0	14	15	29
Delta State	20	16	7	7	50

SCORING SUMMARY

- 1st 12:23 DSU Chris Robinson 67 yd run (Cody Mills kick failed), 1-72 0:27, KWC 0 - DSU 6
- 10:59 DSU Casey Osborne 69 yd pass from Tyler Sullivan (Cody Mills kick), 1-69 0:11, KWC 0 - DSU 13
- 05:14 DSU La. Peterson 32 yd pass from Tyler Sullivan (Cody Mills kick), 3-35 1:04, KWC 0 - DSU 20
- 2nd 14:35 DSU Shawn Sanks 2 yd pass from Tyler Sullivan (Cody Mills kick), 11-62 4:37, KWC 0 - DSU 27
- 05:15 DSU Chris Robinson 5 yd run (Tyler Sullivan pass failed), 8-98 3:04, KWC 0 - DSU 33
- 00:00 DSU Cody Mills 27 yd field goal, 14-78 4:31, KWC 0 - DSU 36
- 3rd 12:19 KWC Cole, Keelan 19 yd pass from Smith, DaMarcus (kick failed), 4-36 1:37, KWC 6 - DSU 36
- 11:18 DSU D'Juan Bellaire 15 yd run (Jacob Hauenstein kick), 3-41 0:49, KWC 6 - DSU 43
- 01:44 KWC Smith, DaMarcus 5 yd run (White, David rush), 10-67 4:01, KWC 14 - DSU 43
- 4th 13:44 KWC Cole, Keelan 82 yd pass from Smith, DaMarcus (Logsdon kick), 3-80 0:58, KWC 21 - DSU 43
- 05:38 KWC Cole, Keelan 24 yd pass from Smith, DaMarcus (Barnes, Johnell pass from Smith, DaMarcus), 9-99 3:24, KWC 29 - DSU 43
- 02:38 DSU Chris Robinson 15 yd run (Jacob Hauenstein kick), 6-65 3:00, KWC 29 - DSU 50

STATISTICS	KWC	DSU
FIRST DOWNS	17	26
RUSHES-YARDS (NET)	32-112	40-241
PASSING YDS (NET)	277	352
Passes Att-Comp-Int	39-13-1	38-23-0
TOTAL OFFENSE PLAYS-YARDS	71-389	78-593
Fumble Returns-Yards	0-0	0-0
Punt Returns-Yards	0-0	3-36
Kickoff Returns-Yards	5-60	3-67
Interception Returns-Yards	0-0	1-0
Punts (Number-Avg)	9-38.6	5-53.6
Fumbles-Lost	0-0	2-1
Penalties-Yards	13-87	12-123
Possession Time	29:30	30:30
Third-Down Conversions	6 of 17	9 of 17
Fourth-Down Conversions	1 of 1	0 of 0
Red-Zone Scores-Chances	2-3	5-5
Sacks By: Number-Yards	0-0	5-31

RUSHING: Kentucky Wesleyan-Smith, DaMarcus 16-74; White, David 11-20; Walker, Myles 4-17; Isreal, Josiah 1-1. Delta State-Chris Robinson 13-162; D'Juan Bellaire 10-40; Justin McArthur 10-32; Timothy Foy 4-13; Kam Myers 1-minus 1; TEAM 1-minus 1; Tyler Sullivan 1-minus 4.

PASSING: Kentucky Wesleyan-Smith, DaMarcus 13-38-1-277; Westmoreland, Eman 0-1-0-0. Delta State-Jabe Burgess 11-20-0-110; Tyler Sullivan 12-18-0-242.

RECEIVING: Kentucky Wesleyan-Cole, Keelan 6-181; Haynes, Avery 2-34; Waltermire, Trey 2-33; Barnes, Johnell 2-22; Tucker, Travion 1-7. Delta State-Casey Osborne 5-110; Marquis Carter 3-49; K'Shun Evans 3-32; La. Peterson 2-54; D'Juan Bellaire 2-27; Timothy Foy 2-0; Kam Myers 1-32; Josh Pinkston 1-20; Leon Green 1-14; Chris Cooley 1-6; Bryant McDuffie 1-6; Shawn Sanks 1-2.

INTERCEPTIONS: Kentucky Wesleyan-None. Delta State-Romelo Wilson 1-0.

FUMBLES: Kentucky Wesleyan-None. Delta State-Kam Myers 1-0; Casey Osborne 1-1.

SACKS (UA-A): Kentucky Wesleyan-None. Delta State-Eric Sadler 1-1; Cole Baker 1-1; Erin Brown 1-0; Jaterrian Wren 1-0; Jamel Dennis 1-0.

TACKLES (UA-A): Kentucky Wesleyan-Todd, James 4-4; Martin-Mills, Ty 5-2; Malone, Malik 5-2; Johnson, Jamir 4-2; Blackwell, Jamison 5-0; Patterson, Tim 4-0; Billberry, Vasco 4-0; Billups, Colton 4-0; Brown, Travell 4-0; McHatten, Lane 3-0; Crawford, D'Mo 3-0; Thompson, Jarron 2-1; Malone, Michael 2-0; Cole, Keelan 2-0; Moffitt, De'Vonta 1-1; Pope, Eyan 1-0; Phelps, Easton 1-0; Larry, Nick 1-0; Wentz, Cortez 1-0; White, David 0-1. Delta State-Jamel Dennis 5-3; Jaterrian Wren 5-0; Keith Flanigan 4-1; De'Quan Reddick 4-1; Eric Sadler 2-3; Chandler Ector 3-1; Cole Baker 2-2; De'MonTeriusKendrick 3-0; LaDarion Peterson 3-0; C.J. Johnson 2-1; Brandon Gaddy 2-1; Erin Brown 2-1; Ken Hike Jr. 2-0; Wilson Curtis 2-0; Keijne Thomas 0-2; Daniel Johnson 1-0; Romelo Wilson 1-0; Tyrell Brown 1-0.



TEXAS A&M COMMERCE (2-0) **40**
DELTA STATE (1-1) **28**

SATURDAY, SEPT. 10 - PARKER FIELD-McCOOL STADIUM - CLEVELAND, MISS.
 ATTENDANCE: 5,871 | RADIO: SSN | TV: NONE

SCORE BY QUARTERS	1	2	3	4	FINAL
Texas A&M Commerce	17	7	10	6	40
Delta State	14	7	0	7	28

SCORING SUMMARY

- 1st 11:10 TAMUC Kristov Martinez 38 yd field goal, 11-54 3:50, TAMUC 3 - DSU 0
- 10:02 TAMUC Richard Cooper 9 yd run (Kristov Martinez kick), 1-9 0:06, TAMUC 10 - DSU 0
- 08:12 DSU Timothy Foy 0 yd fumble recovery (Cody Mills kick), 7-58 1:44, TAMUC 10 - DSU 7
- 06:38 TAMUC Richard Cooper 8 yd run (Kristov Martinez kick), 4-46 1:21, TAMUC 17 - DSU 7
- 01:39 DSU Chris Robinson 1 yd run (Cody Mills kick), 12-75 4:59, TAMUC 17 - DSU 14
- 2nd 08:45 DSU Chris Robinson 2 yd run (Cody Mills kick), 13-97 4:53, TAMUC 17 - DSU 21
- 07:10 TAMUC Lance Evans 66 yd pass from Luis Perez (Martinez kick), 4-89 1:25, TAMUC 24 - DSU 21
- 3rd 09:38 TAMUC Gabriel Rodriguez 3 yd run (Kristov Martinez kick), 7-88 2:50, TAMUC 31 - DSU 21
- 00:05 TAMUC Kristov Martinez 35 yd field goal, 8-39 3:19, TAMUC 34 - DSU 21
- 4th 09:44 TAMUC Buck Wilson 15 yd pass from Luis Perez (Perez pass failed), 7-50 3:40, TAMUC 40 - DSU 21
- 03:39 DSU Timothy Foy 5 yd run (Cody Mills kick), 7-60 1:36, TAMUC 40 - DSU 28

STATISTICS	TAMUC	DSU
FIRST DOWNS	22	20
RUSHES-YARDS (NET)	41-149	30-122
PASSING YDS (NET)	322	275
Passes Att-Comp-Int	23-17-0	52-36-3
TOTAL OFFENSE PLAYS-YARDS	64-471	82-397
Fumble Returns-Yards	0-0	0-0
Punt Returns-Yards	1-21	1-4
Kickoff Returns-Yards	4-94	6-123
Interception Returns-Yards	3-28	0-0
Punts (Number-Avg)	4-42.0	4-43.8
Fumbles-Lost	1-0	1-0
Penalties-Yards	9-91	7-41
Possession Time	30:35	29:25
Third-Down Conversions	4 of 12	6 of 16
Fourth-Down Conversions	0 of 0	2 of 5
Red-Zone Scores-Chances	4-4	4-4
Sacks By: Number-Yards	1-8	0-0

RUSHING: Texas A&M Commerce-Richard Cooper 22-87; Tristan Slaughter 12-38; Ovie Urevbu 4-12; Luis Perez 1-11; Gabriel Rodriguez 1-3; TEAM 1-minus 2. Delta State-Chris Robinson 16-64; Justin McArthur 7-45; D'Juan Bellaire 2-14; Tyler Sullivan 1-6; Timothy Foy 1-5; Kam Myers 2-minus 4; Jabe Burgess 1-minus 8.

PASSING: Texas A&M Commerce-Luis Perez 17-23-0-322. Delta State-Tyler Sullivan 30-37-3-221; Jabe Burgess 6-15-0-54.


RECEIVING: Texas A&M Commerce-D'Arthur Cowan 5-84; Lance Evans 4-123; Buck Wilson 2-33; John Thomas 2-27; Darby Smith 2-27; Tristan Slaughter 1-15; Shawn Hooks 1-13. Delta State-Justin McArthur 8-36; K'Shun Evans 7-52; Casey Osborne 5-37; LaDarion Peterson 4-44; Kam Myers 4-34; Bryant McDuffie 3-41; Josh Pinkston 2-18; Chris Robinson 2-9; Timothy Foy 1-4.

INTERCEPTIONS: Texas A&M Commerce-Hatari Byrd 1-28; D.J. White 1-0; Garrett Blubaugh 1-0. Delta State-None.

FUMBLES: Texas A&M Commerce-Richard Cooper 1-0. Delta State-Chris Robinson 1-0.

SACKS (UA-A): Texas A&M Commerce-D.D. Fletcher 1-0. Delta State-None.

TACKLES (UA-A): Texas A&M Commerce-Hatari Byrd 11-0; Yusef Sterling-Lowe 5-1; Neema Behbahani 3-3; Brucks Saathoff 3-3; Uriah Harris 5-0; Garrett Blubaugh 2-3; Trey Porter 2-3; Kieston Carter 3-1; Jeremiah Walters 3-1; Cameron Rogers 2-2; D.D. Fletcher 2-1; Addison Mahana 1-2; D.J. White 1-2; Tavita Faaiu 2-0; Chris Smith 2-0; Brent Walker 1-1; Michael Onuoha 1-1; Justice Luce 1-1; Peyton Searcy 0-2; Steven Baker 1-0; Devonta Leary 1-0; Richard Whitaker 1-0; Peyton Thorne 0-1; Traven Johnson 0-1; Hayden Marsh 0-1; Danny Huckaby 0-1. Delta State-De'Quan Reddick 6-2; Jamel Dennis 4-2; Chandler Ector 1-5; Jaterrian Wren 1-5; Ken Hike Jr. 4-1; Brandon Gaddy 3-1; Cole Baker 2-2; Landry Tullo 2-2; Keijne Thomas 2-1; Daniel Johnson 2-1; Keith Flanigan 2-1; Wilson Curtis 1-2; Erin Brown 1-2; Demarcus Glover 1-2; Romelo Wilson 1-1; Joreco Beckwith 0-2; Nick Houston 0-2; Laren Fairley 1-0; De'MonTeriusKendrick 1-0; Tyler Hood 1-0; Eric Sadler 1-0; Derrick McClelland 1-0; Tyrell Brown 1-0; DeQuin Anders 0-1.



DELTA STATE (1-2, 0-1 GSC) **24**
WEST GEORGIA (3-0, 1-0 GSC) **34**

SATURDAY, SEPT. 10 - RA-LIN FIELD at UNIVERSITY STADIUM - CARROLLTON, GA.
 ATTENDANCE: 6,555 | RADIO: SSN | TV: NONE

SCORE BY QUARTERS	1	2	3	4	FINAL
Delta State	9	3	6	6	24
West Georgia	0	13	7	14	34

SCORING SUMMARY

1st 08:09 DSU Zane Samuel 16 yd blocked punt return (Cody Mills kick blockd), , DSU 6 - UWG 0
 01:41 DSU Cody Mills 31 yd field goal, 10-66 3:34, DSU 9 - UWG 0
 2nd 13:33 DSU Cody Mills 37 yd field goal, 7-25 1:51, DSU 12 - UWG 0
 05:38 UWG Walter Hibbler 14 yd pass from Will Gardner (Heck kick blkd), 8-73 3:48, DSU 12 - UWG 6
 03:20 UWG Laronji Vason 19 yd blocked punt return (Hunter Heck kick), , DSU 12 - UWG 13
 3rd 08:40 DSU Chris Robinson 1 yd run (Tyler Sullivan pass failed), 10-81 4:21, DSU 18 - UWG 13
 03:15 UWG D. Jackson 35 yd pass from Will Gardner (Hunter Heck kick), 4-55 1:22, DSU 18 - UWG 20
 4th 13:47 UWG Deniko Carter 16 yd pass from Will Gardner (Heck kick), 6-43 3:03, DSU 18 - UWG 27
 08:23 UWG Deniko Carter 29 yd pass from Will Gardner (Heck kick), 7-77 3:06, DSU 18 - UWG 34
 05:46 DSU D'Juan Bellaire 1 yd run (Tyler Sullivan pass failed), 10-71 2:31, DSU 24 - UWG 34

STATISTICS	DSU	UWG
FIRST DOWNS	16	22
RUSHES-YARDS (NET)	42-124	32-154
PASSING YDS (NET)	208	207
Passes Att-Comp-Int	35-21-0	30-18-1
TOTAL OFFENSE PLAYS-YARDS	77-332	62-361
Fumble Returns-Yards	0-0	0-0
Punt Returns-Yards	1-29	4-78
Kickoff Returns-Yards	6-123	6-98
Interception Returns-Yards	1-2	0-0
Punts (Number-Avg)	5-32.8	7-30.7
Fumbles-Lost	0-0	0-0
Penalties-Yards	5-50	7-75
Possession Time	31:23	28:37
Third-Down Conversions	5 of 18	6 of 13
Fourth-Down Conversions	3 of 6	0 of 0
Red-Zone Scores-Chances	4-4	2-2
Sacks By: Number-Yards	0-0	5-22

RUSHING: Delta State-Chris Robinson 21-78; D'Juan Bellaire 11-60; TEAM 1-minus 1; Tyler Sullivan 9-minus 13. West Georgia-D. Jackson 16-96; Lemarcus Franks 14-63; Team 2-minus 5.


PASSING: Delta State-Tyler Sullivan 20-34-0-163; Cody Mills 1-1-0-45. West Georgia-Will Gardner 18-30-1-207.

RECEIVING: Delta State-D'Juan Bellaire 4-55; K'Shun Evans 4-43; LaDarion Peterson 3-22; Chris Robinson 3-11; Bryant McDuffie 3-4; Ken Hike Jr. 1-45; Marquis Carter 1-22; Benji Galbraith 1-4; Alex Pina-Rhoden 1-2. West Georgia-D. Jackson 4-62; Deniko Carter 4-59; Qa Walker 3-15; Thomas Lester 2-25; Lemarcus Franks 2-16; Walter Hibbler 1-14; K.J. Parmer 1-11; D.J. Ezell 1-5.

INTERCEPTIONS: Delta State-Wilson Curtis 1-2. West Georgia-None.

SACKS (UA-A): Delta State-None. West Georgia-Ethan Hopla 1-1; Dylan Donahue 2-0; Cardarro Stoute 0-1; Devlyn Cousins 1-0.

TACKLES (UA-A): Delta State-Wilson Curtis 5-2; Landry Tullo 3-3; De'Quan Reddick 4-1; Joreco Beckwith 3-2; Chandler Ector 3-2; Devontae Wilson 3-2; Keith Flanigan 2-1; Ken Hike Jr. 2-1; Nick Houston 1-2; Brandon Gaddy 1-2; Erin Brown 1-2; Romelo Wilson 2-0; Javon Bradford 1-1; Jaterian Wren 1-1; Micah Stallworth 1-0; Decory McGee 1-0; Cole Baker 1-0; Tyrell Brown 1-0; Daniel Johnson 1-0; C.J. Johnson 0-1; Jamel Dennis 0-1. West Georgia-Laronji Vason 9-1; Dylan Donahue 6-3; Cameron McGee 5-4; Chris Harthone 4-3; Jakyron Young 3-3; Zed Brown 3-1; R. Capobianco 2-2; Devlyn Cousins 2-2; Ethan Hopla 1-3; Marcus Sayles 3-0; Jason Hatcher 3-0; Curtis Lindsay 2-1; Jeff Fullwood 1-2; Cardarro Stoute 1-1; Gabe Freeman 1-1; Alex Armah 0-2; Jason Carr 0-2; Thomas Lester 1-0; K.J. Parmer 1-0; Ashton Jackson 0-1.



SHORTER (0-4, 0-2 GSC) **7**
DELTA STATE (2-2, 1-1 GSC) **47**

SATURDAY, SEPT. 24 - PARKER FIELD-McCOOL STADIUM - CLEVELAND, MISS.
 ATTENDANCE: 7,151 | RADIO: SSN | TV: NONE

SCORE BY QUARTERS	1	2	3	4	FINAL
Shorter Univeristy	0	0	7	0	7
Delta State	13	14	0	20	47

SCORING SUMMARY

1st 10:14 DSU Justin McArthur 23 yd run (Cody Mills kick), 12-86 4:46, SU 0 - DSU 7
 03:35 DSU Cody Mills 21 yd field goal, 13-81 4:28, SU 0 - DSU 10
 00:22 DSU Cody Mills 33 yd field goal, 6-36 2:22, SU 0 - DSU 13
 2nd 03:13 DSU K'Shun Evans 21 yd pass from Tyler Sullivan (Cody Mills kick), 13-97 5:36, SU 0 - DSU 20
 00:50 DSU Chris Robinson 7 yd run (Cody Mills kick), 6-68 1:23, SU 0 - DSU 27
 3rd 07:37 SU Demerious Owensby 32 yd run (Brady Hammel kick), 8-62 4:01, SU 7 - DSU 27
 4th 14:33 DSU Chris Robinson 3 yd run (Cody Mills kick), 5-14 1:35, SU 7 - DSU 34
 07:52 DSU Justin McArthur 2 yd run (Cody Mills kick), 9-54 3:33, SU 7 - DSU 41
 00:00 DSU Romelo Wilson 80 yd interception return, , SU 7 - DSU 47

STATISTICS	SU	DSU
FIRST DOWNS	12	27
RUSHES-YARDS (NET)	36-62	44-168
PASSING YDS (NET)	79	312
Passes Att-Comp-Int	22-10-3	40-31-1
TOTAL OFFENSE PLAYS-YARDS	58-141	84-480
Fumble Returns-Yards	0-0	0-0
Punt Returns-Yards	2-0	4-72
Kickoff Returns-Yards	6-79	1-33
Interception Returns-Yards	1-0	3-80
Punts (Number-Avg)	7-37.0	3-42.7
Fumbles-Lost	4-3	1-0
Penalties-Yards	10-72	11-124
Possession Time	26:54	33:06
Third-Down Conversions	4 of 13	3 of 14
Fourth-Down Conversions	0 of 0	4 of 6
Red-Zone Scores-Chances	0-1	5-5
Sacks By: Number-Yards	3-25	5-27

RUSHING: Shorter Univeristy-Demerious Owensby 21-53; Alex McGhee 7-27; Elijah Gilbert 1-0; Matt Williams 7-minus 18. Delta State-Chris Robinson 25-91; D'Juan Bellaire 8-65; Justin McArthur 4-28; Timothy Foy 3-9; TEAM 1-minus 1; Jabe Burgess 2-minus 11; Tyler Sullivan 1-minus 13.

PASSING: Shorter Univeristy-Matt Williams 8-16-2-60; Tyler Pullum 2-6-1-19. Delta State-Tyler Sullivan 25-33-0-240; Jabe Burgess 6-7-1-72.

RECEIVING: Shorter Univeristy-Cari Coleman 2-19; Maurice Sutton 2-16; Alex McGhee 1-18; Elijah Gilbert 1-16; Kartz Carr 1-10; Andrew Ortiz 1-6; Demerious Owensby 1-minus 2; Joseph Ross 1-minus 4. Delta State-D'Juan Bellaire 6-99; Leon Green 6-71; K'Shun Evans 6-70; LaDarion Peterson 5-23; Marquis Carter 4-29; Chris Robinson 3-16; Tyler Harrell 1-4.

INTERCEPTIONS: Shorter Univeristy-Jevaris Jones 1-0. Delta State-Keith Flanigan 2-0; Romelo Wilson 1-80.

FUMBLES: Shorter Univeristy-Tristin Bridges 1-1; Matt Williams 1-1; Alex McGhee 1-0; Demerious Owensby 1-1. Delta State-Jabe Burgess 1-0.

SACKS (UA-A): Shorter Univeristy-John Jarrard 1-0; Willy Dorcin 1-0; Jevaris Jones 1-0. Delta State-Erin Brown 3-0; Latrell Peterson 1-1; Cole Baker 0-2; Demarcus Glover 1-0.

TACKLES (UA-A): Shorter Univeristy-Jevaris Jones 13-2; Kevin Knight 9-3; Willy Dorcin 8-2; Howard Stephens 8-0; John Jarrard 6-1; Justin Filmore 5-1; Rodney Jackson 4-1; Coyshon Roberts 3-0; Jeremiah Brown 2-1; Clayton Swint 2-1; Blaine Anderson 1-2; Le'Chauz Langford 1-2; Morris Mitchell 2-0; Colby Williams 1-1; Terrance Snelling 1-0; Randall Blash 1-0; David Thompson 1-0; Dylan Tyson 1-0; Maurice Sutton 1-0; Joshua Duncan 1-0; Malik Martin 1-0; Josh Kimble 0-1; Taegan Kilpatrick 0-1; Tristin Bridges 0-1. Delta State-Landry Tullo 3-5; Erin Brown 6-1; Joreco Beckwith 5-1; Latrell Peterson 3-3; Demarcus Glover 5-0; Keith Flanigan 2-3; Cole Baker 2-3; Wilson Curtis 4-0; Jaterian Wren 3-1; Jamel Dennis 2-1; Daniel Johnson 2-0; Romelo Wilson 1-1; Marquis Coston 1-0; C.J. Johnson 1-0; Micah Stallworth 1-0; Jerad Hunt 1-0; Ken Hike Jr. 1-0; Laren Fairley 1-0; De'Quan Reddick 1-0; De'MonTerius Kendrick 1-0; Zane Samuel 1-0; TEAM 1-0; Keijne Thomas 0-1; Devontae Wilson 0-1; Sifi Finau 0-1.



MISSISSIPPI COLLEGE (2-3, 0-3 GSC) **31**
DELTA STATE (3-2, 2-1 GSC) **61**

THURSDAY, SEPT. 29 - PARKER FIELD-McCOOL STADIUM - CLEVELAND, MISS.
 ATTENDANCE: 6.332 | RADIO: SSN | TV: GSC-TV/ESPN3

SCORE BY QUARTERS	1	2	3	4	FINAL
Mississippi College	14	10	7	0	31
Delta State	14	14	20	13	61

SCORING SUMMARY

- 1st 07:20 DSU Chris Robinson 21 yd pass from Tyler Sullivan (Cody Mills kick), 10-98 4:11, MC 0 - DSU 7
- 04:50 MC Sharone Wright 25 yd run (Matt Brasher kick), 7-75 2:30, MC 7 - DSU 7
- 01:50 DSU Chris Robinson 8 yd run (Cody Mills kick), 7-68 2:55, MC 7 - DSU 14
- 01:33 MC Marcel Newson 83 yd pass from Sharone Wright (Brasher kick), 1-83 0:11, MC 14 - DSU 14
- 2nd 13:24 DSU Chris Robinson 10 yd run (Cody Mills kick), 7-59 2:55, MC 14 - DSU 21
- 06:54 DSU Chris Robinson 2 yd run (Cody Mills kick), 7-33 2:48, MC 14 - DSU 28
- 03:13 MC Matt Brasher 22 yd field goal, 9-60 3:36, MC 17 - DSU 28
- 00:14 MC Michael Hodges 18 yd pass from Sharone Wright (Brasher kick), 8-83 1:27, MC 24 - DSU 28
- 3rd 12:26 DSU Tyler Sullivan 1 yd run (Cody Mills kick), 3-15 0:48, MC 24 - DSU 35
- 10:13 MC Sharone Wright 26 yd run (Matt Brasher kick), 5-65 2:13, MC 31 - DSU 35
- 09:33 DSU D'Juan Bellaire 12 yd pass from Tyler Sullivan (Mills kick blocked), 2-65 0:40, MC 31 - DSU 41
- 06:54 DSU Decory McGee 58 yd interception return (Cody Mills kick), , MC 31 - DSU 48
- 4th 09:45 DSU LaDarion Peterson 7 yd pass from Tyler Sullivan (Mills kick failed), 7-70 3:06, MC 31 - DSU 54
- 04:36 DSU Chris Cooley 15 yd pass from Jabe Burgess (Cody Mills kick), 5-17 3:23, MC 31 - DSU 61

STATISTICS	MC	DSU
FIRST DOWNS	28	26
RUSHES-YARDS (NET)	44-229	40-318
PASSING YDS (NET)	328	176
Passes Att-Comp-Int	32-15-3	25-16-1
TOTAL OFFENSE PLAYS-YARDS	76-557	65-494
Fumble Returns-Yards	0-0	0-0
Punt Returns-Yards	1-1	1-11
Kickoff Returns-Yards	8-154	5-106
Interception Returns-Yards	1-0	3-106
Punts (Number-Avg)	2-16.0	3-42.3
Fumbles-Lost	1-1	0-0
Penalties-Yards	3-17	9-83
Possession Time	32:20	27:40
Third-Down Conversions	3 of 12	4 of 7
Fourth-Down Conversions	2 of 4	0 of 0
Red-Zone Scores-Chances	2-5	7-7
Sacks By: Number-Yards	0-0	2-10

RUSHING: Mississippi College-Sharone Wright 15-107; Alizee Chubbs 8-44; Quon Brand 6-39; Marcel Newson 1-33; Josh Dixon 5-10; Colt Freeman 3-6; Khiran Williams 3-5; Drew Croegaert 2-minus 6; Chakel Gates 1-minus 9. Delta State-Chris Robinson 21-140; D'Juan Bellaire 13-112; Tyler Sullivan 3-62; Justin McArthur 1-8; TEAM 1-minus 1; Timothy Foy 1-minus 3.

PASSING: Mississippi College-Sharone Wright 10-23-1-260; Khiran Williams 4-7-2-43; M. Turcotte 1-1-0-25; Marcel Newson 0-1-0-0; Chakel Gates 0-0-0-0. Delta State-Tyler Sullivan 14-22-1-151; Jabe Burgess 2-3-0-25.


RECEIVING: Mississippi College-Marcel Newson 6-192; Arik Washington 4-62; D. Youngblood 2-13; Colt Freeman 1-28; Michael Hodges 1-18; Rashad Turner 1-15. Delta State-K'Shun Evans 4-42; Chris Robinson 3-49; Alex Pina-Rhoden 3-29; Chris Cooley 2-25; D'Juan Bellaire 2-17; LaDarion Peterson 2-14.

INTERCEPTIONS: Mississippi College-Malachi Herron 1-0. Delta State-Decory McGee 2-101; Landry Tullo 1-5.

FUMBLES: Mississippi College-Marcel Newson 1-1. Delta State-None.

SACKS (UA-A): Mississippi College-None. Delta State-Landry Tullo 1-0; \S 1-0.

TACKLES (UA-A): Mississippi College-Chris Manning 9-7; Steven Bradley 7-3; Da'Quan Lewis 4-3; Trey Harris 2-5; Keith Harison 3-1; R.J. Arnold 0-3; Kris Reliford 0-3; JaQarius Scott 0-3; R. Johnson 0-3; Julian Charles 1-1; Mike Hall 1-1; Malachi Herron 1-1; Kaleb Coleman 0-2; Chris Lyles 0-2; Jahmaad Harrell 0-2; Drew Croegaert 0-2; Alex Feazelle 0-2; Brandon Windham 1-0; Rashad Turner 1-0; Marc Toussaint 0-1; Courtney Allen 0-1. Delta State-Landry Tullo 5-6; Chandler Ector 6-4; De'Quan Reddick 5-5; Keith Flanigan 4-6; Ken Hike Jr. 4-1; Cole Baker 2-2; Latrell Peterson 1-3; Wilson Curtis 0-4; Chris Pickett 3-0; Decory McGee 2-1; Jamel Dennis 1-2; Demarcus Glover 0-3; Nick Houston 0-3; Erin Brown 1-1; Jaterrian Wren 1-1; Romelo Wilson 1-0; Devontae Wilson 1-0; \S 1-0; Zane Samuel 1-0; Daniel Johnson 1-0; De'MonTeriusKendrick 1-0; Jerad Hunt 0-1.



DELTA STATE (3-3, 2-2 GSC) **42**
WEST ALABAMA (3-3, 3-1 GSC) **54**

SATURDAY, OCT. 8 - TIGERS STADIUM - LIVINGSTON, ALA.
 ATTENDANCE: 6.332 | RADIO: SSN | TV: GSC-TV/ESPN3

SCORE BY QUARTERS	1	2	3	4	FINAL
Delta State	7	14	7	14	42
West Alabama	21	17	6	10	54

SCORING SUMMARY

- 1st 09:10 UWA Austin Grammer 19 yd run (Jordan Bennett kick), 6-43 1:52, DSU 0 - UWA 7
- 06:40 UWA Austin Grammer 1 yd run (Jordan Bennett kick), 4-16 1:03, DSU 0 - UWA 14
- 05:00 DSU Chris Robinson 76 yd pass from Tyler Sullivan (Cody Mills kick), 3-77 1:33, DSU 7 - UWA 14
- 02:45 UWA Austin Grammer 15 yd run (Jordan Bennett kick), 8-71 2:09, DSU 7 - UWA 21
- 2nd 08:04 UWA Rashaad Lee 11 yd run (Jordan Bennett kick), 9-80 3:15, DSU 7 - UWA 28
- 03:02 UWA Jordan Bennett 25 yd field goal, 11-55 3:48, DSU 7 - UWA 31
- 02:48 DSU LaDarion Peterson 91 yd kickoff return (Cody Mills kick), , DSU 14 - UWA 31
- 00:53 UWA Rashaad Lee 2 yd run (Jordan Bennett kick), 6-77 1:49, DSU 14 - UWA 38
- 00:00 DSU Chris Cooley 10 yd pass from Tyler Sullivan (Cody Mills kick), 4-75 0:53, DSU 21 - UWA 38
- 3rd 12:15 UWA Jordan Bennett 38 yd field goal, 5-24 1:00, DSU 21 - UWA 41
- 04:19 DSU Chris Cooley 35 yd pass from Tyler Sullivan (Cody Mills kick), 11-87 3:56, DSU 28 - UWA 41
- 01:28 UWA Jordan Bennett 29 yd field goal, 11-55 2:44, DSU 28 - UWA 44
- 4th 14:27 UWA Corey Davis 13 yd pass from Austin Grammer (Bennett kick), 2-15 0:33, DSU 28 - UWA 51
- 09:44 DSU D'Juan Bellaire 7 yd run (Cody Mills kick), 12-83 4:36, DSU 35 - UWA 51
- 05:43 UWA Jordan Bennett 42 yd field goal, 6-23 3:57, DSU 35 - UWA 54
- 04:02 DSU Chris Robinson 11 yd pass from Tyler Sullivan (Mills kick), 7-67 1:32, DSU 42 - UWA 54

STATISTICS	DSU	UWA
FIRST DOWNS	26	30
RUSHES-YARDS (NET)	31-85	45-277
PASSING YDS (NET)	427	289
Passes Att-Comp-Int	48-31-4	39-22-1
TOTAL OFFENSE PLAYS-YARDS	79-512	84-566
Fumble Returns-Yards	0-0	1-15
Punt Returns-Yards	0-0	2-21
Kickoff Returns-Yards	7-245	5-86
Interception Returns-Yards	1-10	4-97
Punts (Number-Avg)	5-39.0	2-24.5
Fumbles-Lost	1-1	0-0
Penalties-Yards	11-80	12-95
Possession Time	30:45	29:15
Third-Down Conversions	5 of 15	6 of 14
Fourth-Down Conversions	2 of 3	1 of 1
Red-Zone Scores-Chances	3-3	8-9

RUSHING: Delta State-D'Juan Bellaire 14-40; Chris Robinson 11-25; Jabe Burgess 1-11; Tyler Sullivan 5-9. West Alabama-L. Thomas 19-150; Rashaad Lee 12-59; Austin Grammer 7-45; Davonta Johnson 6-28; TEAM 1-minus 5.

PASSING: Delta State-Tyler Sullivan 27-37-3-382; Jabe Burgess 4-11-1-45. West Alabama-AGrammer 22-39-1-289.


RECEIVING: Delta State-Chris Robinson 8-175; K'Shun Evans 8-91; Alex Pina-Rhoden 8-70; Chris Cooley 3-67; D'Juan Bellaire 2-14; Michael Carr 1-6; Marquis Carter 1-4. West Alabama-Corey Davis 8-71; Donta Armstrong 5-82; Tray Fletcher 3-58; D. McNealey 2-11; CJ Savage 1-24; Rashaad Lee 1-23; Markeith Gray 1-11; L. Thomas 1-9.

INTERCEPTIONS: Delta State-Joreco Beckwith 1-10. West Alabama-Terry Samuel 1-43; Se'quan Steele 1-32; T. Hutchinson 1-22; Taderion Myhand 1-0.

FUMBLES: Delta State-Tyler Sullivan 1-1. West Alabama-None.

SACKS (UA-A): Delta State-None. West Alabama-Darius Ellis 1-0.

TACKLES (UA-A): Delta State-Chandler Ector 5-9; Landry Tullo 2-8; Joreco Beckwith 6-3; Erin Brown 1-6; Keith Flanigan 2-4; Romelo Wilson 4-1; Cole Baker 0-5; Micah Stallworth 2-2; Chris Pickett 3-0; Decory McGee 3-0; Jaterrian Wren 2-1; Devontae Wilson 2-1; Zane Samuel 1-2; Chris Robinson 2-0; Jamel Dennis 1-1; C.J. Johnson 1-1; Brandon Gaddy 0-2; Daniel Johnson 0-2; Latrell Peterson 1-0; Wilson Curtis 1-0; Tyrell Brown 1-0; De'Quan Reddick 1-0; Tyler Daniels 1-0. West Alabama-Qyen Griffin 4-4; Se'quan Steele 6-0; Greg Thomas 5-0; Felix Woods 2-3; Mike Williams 2-3; Terry Samuel 2-3; Jordan Jones 3-1; Jherron Jones 2-2; Ken Hibbler 2-2; M. Williams 0-4; Robert Myers 3-0; Ashton Jackson 2-1; T. Hutchinson 2-1; Torrence Willis 1-2; E. Ufomadu 0-3; N. Peterson 2-0; Dee Virgin 1-1; Devante Davis 1-0; Skylar Mosley 1-0; Jamal Blackwell 1-0; Davonta Johnson 1-0; Taderion Myhand 1-0; Darius Ellis 1-0; Ashton Derico 0-1; D. Shockley 0-1; Ladaris Johnson 0-1; Charles Bester 0-1.



WEST FLORIDA (4-3, 2-2 6SC) **51**
DELTA STATE (4-3, 3-2 6SC) **55**

SATURDAY, OCT. 15 - PARKER FIELD-McCOOL STADIUM - CLEVELAND, MISS.
 ATTENDANCE: 7,002 | RADIO: SSN | TV: NONE

SCORE BY QUARTERS	1	2	3	4	FINAL
West Florida	27	7	17	0	51
Delta State	14	21	7	13	55

SCORING SUMMARY

- 1st 12:42 UWF Ant. Griffin 39 yd pass from K. Nobles (A. Bogaenko kick), 9-80 2:18, UWF 7 - DSU 0
- 08:28 DSU Chris Robinson 3 yd run (Cody Mills kick), 13-73 4:10, UWF 7 - DSU 7
- 08:05 UWF I. Morrow 27 yd pass from K. Nobles (A. Bogaenko kick failed), 1-42 0:12, UWF 13 - DSU 7
- 07:13 UWF I. Morrow 69 yd pass from K. Nobles (A. Bogaenko kick), 2-69 0:20, UWF 20 - DSU 7
- 03:24 UWF A. Hasic 31 yd pass from K. Nobles (A. Bogaenko kick), 5-76 1:11, UWF 27 - DSU 7
- 03:04 DSU Chris Robinson 57 yd pass from Tyler Sullivan (Cody Mills kick), 1-57 0:13, UWF 27 - DSU 14
- 2nd 10:49 DSU D'Juan Bellaire 3 yd run (Cody Mills kick), 17-77 5:56, UWF 27 - DSU 21
- 07:26 DSU Tyler Sullivan 2 yd run (Cody Mills kick), 5-48 1:44, UWF 27 - DSU 28
- 02:37 DSU Chris Robinson 2 yd run (Cody Mills kick), 11-88 3:35, UWF 27 - DSU 35
- 00:48 UWF K. Grant 17 yd pass from K. Nobles (A. Bogaenko kick), 9-67 1:43, UWF 34 - DSU 35
- 3rd 13:08 DSU Chris Robinson 12 yd run (Cody Mills kick), 5-46 1:43, UWF 34 - DSU 42
- 09:39 UWF J. Ford 15 yd run (A. Bogaenko kick), 8-72 3:22, UWF 41 - DSU 42
- 07:37 UWF M. Clayton 21 yd blocked punt return (A. Bogaenko kick), UWF 48 - DSU 42
- 04:02 UWF A. Bogaenko 26 yd field goal, 5-48 1:49, UWF 51 - DSU 42
- 4th 12:11 DSU Chris Robinson 23 yd run (Cody Mills kick), 6-37 2:36, UWF 51 - DSU 49
- 01:35 DSU Chris Robinson 6 yd run (Jabe Burgess kick failed), 5-17 1:15, UWF 51 - DSU 55

STATISTICS	UWF	DSU
FIRST DOWNS	28	29
RUSHES-YARDS (NET)	27-105	58-221
PASSING YDS (NET)	452	279
Passes Att-Comp-Int	43-24-1	35-25-1
TOTAL OFFENSE PLAYS-YARDS	70-557	93-500
Fumble Returns-Yards	0-0	1-20
Punt Returns-Yards	1-30	1-19
Kickoff Returns-Yards	8-179	7-126
Interception Returns-Yards	1-0	1-0
Punts (Number-Avg)	3-38.0	3-32.3
Fumbles-Lost	2-2	1-0
Penalties-Yards	13-119	8-79
Possession Time	26:09	33:51
Third-Down Conversions	7 of 13	5 of 15
Fourth-Down Conversions	0 of 1	4 of 6
Red-Zone Scores-Chances	3-4	6-7
Sacks By: Number-Yards	1-7	2-14

RUSHING: West Florida-C. Schwarz 12-61; D. Sayles 5-25; J. Ford 7-25; K. Nobles 2-minus 2; G. Jackson 1-minus 4. Delta State-Chris Robinson 28-132; D'Juan Bellaire 20-96; Tyler Sullivan 6-6; Jabe Burgess 1-0; TEAM 3-minus 13.

PASSING: West Florida-K. Nobles 24-42-1-452; G. Jackson 0-1-0-0. Delta State-Tyler Sullivan 21-30-1-251; Jabe Burgess 4-5-0-28.


RECEIVING: West Florida-A. Hasic 8-155; I. Morrow 5-132; T. Lehtio 3-29; Ant. Griffin 2-61; J. Ford 2-26; C. Robinson 2-26; K. Grant 1-17; J. Lindsey 1-6. Delta State-K'Shun Evans 8-91; Chris Cooley 4-17; Chris Robinson 3-100; Marquis Carter 3-12; D'Juan Bellaire 2-24; Michael Carr 2-18; LaDarion Peterson 2-10; Alex Pina-Rhoden 1-7.

INTERCEPTIONS: West Florida-L. Taylor 1-0. Delta State-Decory McGee 1-0.

FUMBLES: West Florida-J. Ford 1-1; K. Nobles 1-1. Delta State-Tyler Sullivan 1-0.

SACKS (UA-A): West Florida-D. Wilson 1-0; A. Duncombe 0-1; J. Williamson 1-0. Delta State-Latrell Peterson 2-0.

TACKLES (UA-A): West Florida-T. Archie 12-6; M. Conley 9-2; R. Barnes 7-2; B. Norwood 4-2; J. Smiley 4-2; A. Duncombe 3-3; D. Wilson 3-3; S. Adams 5-0; L. Taylor 4-1; Jeff Parker 3-2; Asa. Griffin 3-1; A. Ryals 3-1; M. Wheeler 2-2; D. Rudolph 1-3; R. Bell 1-2; J. Coleman 1-2; R. Birge 1-2; J. Williamson 2-0; M. Clayton 2-0; B. Holloman 1-1; M. Charles 1-1; M. Williams 1-1; C. Sakamoto 1-0; Luis Sobh 1-0; Ant. Griffin 1-0; Austin Dukes 1-0; C. Schwarz 1-0; D. Singletary 1-0; A. Hasic 1-0; J. Eveillard 0-1. Delta State-Devontae Wilson 8-1; Cole Baker 5-2; Chandler Ector 4-3; Decory McGee 4-2; Landry Tullo 4-1; Latrell Peterson 4-1; Daniel Johnson 4-1; Brandon Gaddy 4-1; Tyrell Brown 3-2; Ryan Hudkins 2-1; Chris Pickett 2-0; Wilson Curtis 1-1; Romelo Wilson 1-1; De'Quan Reddick 0-2; Javon Bradford 0-2; DeQuin Anders 1-0; Erin Brown 1-0; Keith Flanigan 1-0; Micah Stallworth 1-0; Nick Houston 0-1; Chris Cooley 0-1; Joreco Beckwith 0-1; Jamel Dennis 0-1.



DELTA STATE (4-4, 3-3 6SC) **27**
VALDOSTA STATE (6-1, 4-1 6SC) **56**

SATURDAY, OCT. 22 - BAZEMORE-HYDER STADIUM - VALDOSTA, GA.
 ATTENDANCE: 5,402 | RADIO: SSN | TV: NONE

SCORE BY QUARTERS	1	2	3	4	FINAL
Delta State	7	14	0	6	27
Valdosta State	21	7	0	28	56

SCORING SUMMARY

- 1st 11:13 VSU Dallas Baldner 10 yd pass from Roland Rivers (Andrew Gray kick), 6-71 2:30, DSU 0 - VSU 7
- 09:03 DSU Chris Robinson 8 yd run (Cody Mills kick), 2-71 0:25, DSU 7 - VSU 7
- 06:29 VSU Roland Rivers 5 yd run (Andrew Gray kick), 5-65 2:34, DSU 7 - VSU 14
- 04:43 VSU Donatello Brown 84 yd blocked FG return (Andrew Gray kick), DSU 7 - VSU 21
- 2nd 11:04 DSU Chris Robinson 9 yd run (Cody Mills kick), 2-70 0:50, DSU 14 - VSU 21
- 04:48 DSU Chris Robinson 5 yd run (Cody Mills kick), 8-66 3:14, DSU 21 - VSU 21
- 02:12 VSU Gary Simon 70 yd punt return (Andrew Gray kick), DSU 21 - VSU 28
- 4th 14:57 VSU C. Hollingshed 1 yd run (Andrew Gray kick), 10-39 2:03, DSU 21 - VSU 35
- 11:29 VSU C. Hollingshed 1 yd run (Andrew Gray kick), 2-3 0:30, DSU 21 - VSU 42
- 07:47 VSU Stephen Denmark 35 yd pass from Adam Robles (Gray kick), 7-75 2:55, DSU 21 - VSU 49
- 05:06 DSU Tyler Harrell 23 yd pass from Tyler Sullivan (Cody Mills kick failed), 7-63 2:34, DSU 27 - VSU 49
- 02:08 VSU Anthony Ingram 13 yd pass from Adam Robles (Andrew Gray kick), 6-24 2:53, DSU 27 - VSU 56

STATISTICS	DSU	VSU
FIRST DOWNS	20	23
RUSHES-YARDS (NET)	37-117	44-152
PASSING YDS (NET)	360	212
Passes Att-Comp-Int	43-25-2	33-16-0
TOTAL OFFENSE PLAYS-YARDS	80-477	77-364
Fumble Returns-Yards	0-0	0-0
Punt Returns-Yards	0-0	2-103
Kickoff Returns-Yards	8-156	3-60
Interception Returns-Yards	0-0	2-83
Punts (Number-Avg)	7-38.1	6-27.8
Fumbles-Lost	1-0	1-1
Penalties-Yards	14-152	9-115
Possession Time	30:04	29:56
Third-Down Conversions	6 of 18	6 of 16
Fourth-Down Conversions	0 of 1	2 of 2
Red-Zone Scores-Chances	3-5	5-5
Sacks By: Number-Yards	2-17	5-52

RUSHING: Delta State-Chris Robinson 18-131; D'Juan Bellaire 11-23; Timothy Foy 1-5; Justin McArthur 1-minus 2; Tyler Sullivan 4-minus 12; Jabe Burgess 2-minus 28. Valdosta State-Jordan Germany 8-58; Roland Rivers 15-49; C. Hollingshed 20-42; Adam Robles 1-3.

PASSING: Delta State-Tyler Sullivan 14-24-1-184; Jabe Burgess 11-19-1-176. Valdosta State-Roland Rivers 9-21-0-100; Adam Robles 7-12-0-112.

RECEIVING: Delta State-Chris Robinson 5-79; Chris Cooley 4-32; K'Shun Evans 3-48; LaDarion Peterson 3-33; D'Juan Bellaire 2-58; Tyler Harrell 2-33; Timothy Foy 2-11; Alex Pina-Rhoden 1-21; Josh Pinkston 1-19; John Robinson 1-17; Marquis Carter 1-9. Valdosta State-Stephen Denmark 3-57; Dallas Baldner 2-36; Damien Strange 2-30; Xay Howard 2-27; Anthony Ingram 2-17; C. Hollingshed 2-12; Donovan Bolden 1-14; Joe Fortson 1-12; Jordan Germany 1-7.

INTERCEPTIONS: Delta State-None. Valdosta State-Raymond Palmer 1-83; Andre Johnson 1-0.

FUMBLES: Delta State-D'Juan Bellaire 1-0. Valdosta State-Roland Rivers 1-1.

SACKS (UA-A): Delta State-Cole Baker 1-0; Brandon Gaddy 1-0. Valdosta State-Maurice Fason 2-0; Guito Ervilus 0-1; Jamar Simpkins 0-1; Dante Robinson 1-0; Selwyn Carroll 1-0.

TACKLES (UA-A): Delta State-Landry Tullo 7-2; Chandler Ector 5-2; Devontae Wilson 5-1; Wilson Curtis 5-1; Decory McGee 4-1; Erin Brown 4-1; Tyrell Brown 1-3; Chris Pickett 3-0; Brandon Gaddy 2-1; Cole Baker 2-0; De'Quan Reddick 1-1; Micah Stallworth 1-0; Romelo Wilson 1-0; Marquis Coston 1-0; Alex Pina-Rhoden 1-0; Benji Galbraith 1-0; Jesse Smithson 1-0; Thomas Boone 1-0; Jaterrian Wren 1-0; Latrell Peterson 0-1; Chris Cooley 0-1; Vince Sciorrott 0-1; Chris Jones 0-1; Keith Flanigan 0-1. Valdosta State-Kenny Moore 7-3; Thomas Wright 5-2; Brandon Roe 4-3; Maurice Fason 5-0; Dante Robinson 2-3; John Marvin 4-0; Egim Etta-Tawo 2-2; Raymond Palmer 3-0; Jamar Simpkins 2-1; Justin Dixon 1-2; Alex Brown 2-0; Jeray Demby 2-0; Jeffrey Stokes 1-1; Guito Ervilus 1-1; Andre Johnson 1-1; Selwyn Carroll 1-0; Andrew Gray 1-0; Kenneth Johnson 1-0; Mitch Watson 1-0; Malik Sheppard 1-0; Alex Williams 1-0; Gaughf Ivey 1-0; Donatello Brown 1-0; Larry Murphy 0-1; Joseph Mozone 0-1.



NORTH ALABAMA (6-1, 5-0 GSC) **49**
DELTA STATE (4-5, 3-4 GSC) **19**

SATURDAY, OCT. 29 - PARKER FIELD-McCOOL STADIUM - CLEVELAND, MISS.
ATTENDANCE: 6.332 | RADIO: SSN | TV: GOSTATESMEN TV

SCORE BY QUARTERS	1	2	3	4	FINAL
North Alabama	7	14	28	0	49
Delta State	3	10	6	0	19

SCORING SUMMARY

1st	11:06	DSU	Cody Mills 26 yd field goal, 11-54 3:54, UNA 0 - DSU 3
	05:10	UNA	Julius Jones 4 yd pass from Jacob Tucker (Kevin Henke kick), 7-72 2:43, UNA 7 - DSU 3
2nd	12:28	DSU	Cody Mills 19 yd field goal, 10-59 3:15, UNA 7 - DSU 6
	10:59	UNA	Ray Beasley 11 yd run (Kevin Henke kick), 4-37 1:17, UNA 14 - DSU 6
	07:59	DSU	Chris Robinson 22 yd pass from Tyler Sullivan (Cody Mills kick), 7-43 2:49, UNA 14 - DSU 13
	00:30	UNA	Julius Jones 24 yd pass from Jacob Tucker (Kevin Henke kick), 9-65 3:20, UNA 21 - DSU 13
3rd	13:53	UNA	Damon Cox 15 yd run (Kevin Henke kick), 4-65 1:07, UNA 28 - DSU 13
	13:37	UNA	Eddrick Harris 30 yd interception return (Kevin Henke kick), , UNA 35 - DSU 13
	12:37	UNA	Jacob Thomas 9 yd pass from Jacob Tucker (Kevin Henke kick), 2-28 0:15, UNA 42 - DSU 13
	08:51	DSU	D’Juan Bellaire 4 yd run (Cody Mills kick blockd), 10-68 3:36, UNA 42 - DSU 19
	00:41	UNA	Dre Hall 31 yd pass from Jacob Tucker (Kevin Henke kick), 5-83 2:07, UNA 49 - DSU 19

STATISTICS	UNA	DSU
FIRST DOWNS	22	19
RUSHES-YARDS (NET)	46-230	51-173
PASSING YDS (NET)	207	206
Passes Att-Comp-Int	20-13-0	28-19-3
TOTAL OFFENSE PLAYS-YARDS	66-437	79-379
Fumble Returns-Yards	0-0	0-0
Punt Returns-Yards	3-120	2-16
Kickoff Returns-Yards	4-116	7-169
Interception Returns-Yards	3-55	0-0
Punts (Number-Avg)	4-40.2	5-38.8
Fumbles-Lost	1-0	1-1
Penalties-Yards	6-67	4-40
Possession Time	29:19	30:41
Third-Down Conversions	3 of 10	6 of 18
Fourth-Down Conversions	0 of 3	3 of 4
Red-Zone Scores-Chances	4-6	3-4
Sacks By: Number-Yards	2-8	2-5

RUSHING: North Alabama-Ray Beasley 5-79; Jacob Tucker 16-74; Damon Cox 7-55; Nick Taylor 7-11; Dre Hall 2-10; Malik Emmett 7-7; Blake Hawkins 1-minus 1; Jaylan Jackson 1-minus 5. Delta State-Chris Robinson 20-71; D’Juan Bellaire 13-48; Tyler Sullivan 6-27; Chris Cooley 2-14; Jabe Burgess 6-14; Justin McArthur 2-2; TEAM 1-minus 1; Collin Willis 1-minus 2.

PASSING: North Alabama-Jacob Tucker 13-20-0-207. Delta State-Tyler Sullivan 11-17-2-91; Jabe Burgess 7-10-1-69; Collin Willis 1-1-0-46.

RECEIVING: North Alabama-Dre Hall 5-90; Julius Jones 4-66; Nolan Coffey 1-31; Hagan Scott 1-12; Jacob Thomas 1-9; Ray Beasley 1-minus 1. Delta State-Chris Cooley 4-47; K’Shun Evans 4-40; Josh Pinkston 3-54; Chris Robinson 3-46; Tyler Harrell 1-15; Alex Pina-Rhoden 1-6; Benji Galbraith 1-1; LaDarion Peterson 1-minus 1; D’Juan Bellaire 1-minus 2.

INTERCEPTIONS: North Alabama-Eddrick Harris 1-30; Bud Coleman 1-13; Johnne Anderson 1-12.

FUMBLES: North Alabama-Jacob Tucker 1-0. Delta State-Collin Willis 1-1.

SACKS (UA-A): North Alabama-Darius Wright 0-1; Bud Coleman 0-1; Frank Williams 1-0; Sheldon Lewis 1-0. Delta State-Erin Brown 1-1; Devontae Wilson 0-1; Landry Tullo 1-0.

TACKLES (UA-A): North Alabama-James Rivers 7-5; Sheldon Lewis 7-3; Eddrick Harris 7-2; Dorsey Norris 6-2; Philbrt Martial 6-1; Khyle Jackson 6-0; Barron Miller 4-1; Levi Fell 4-1; E.J. Parnell 3-2; Ronderick Rice 4-0; Johnne Anderson 3-1; Ja’Mal Jackson 3-1; Darius Wright 1-3; Bud Coleman 0-4; Eddq. Harris 2-0; Frank Williams 2-0; Tyler Smith 1-1; Maurice Carnell 1-0; Josh Tate 1-0; Jarrod Reedus 1-0; DeAnd. Harrison 1-0; Rodney Held 1-0; Waid Miller 1-0; Brady Owensby 0-1. Delta State-Tyrell Brown 8-3; Chandler Ector 6-2; Devontae Wilson 4-2; Landry Tullo 5-0; Cole Baker 4-1; Erin Brown 4-1; Javon Bradford 3-1; Keith Flanigan 3-1; Wilson Curtis 3-1; Romelo Wilson 3-0; Chris Pickett 2-1; Micah Stallworth 2-0; Cody Mills 2-0; DeQuin Andrews 2-0; Timothy Foy 1-0; Daniel Johnson 1-0; Alex Pina-Rhoden 1-0; R.J. Hulse 1-0; Nick Houston 1-0; Laren Fairley 1-0; Keijne Thomas 0-1; Thomas Head 0-1; Jaterrian Wren 0-1; Chris Cooley 0-1.



Statesmen Football
Delta State Game Results (as of Nov 03, 2016)
All games



Date	Opponent		Score	Overall	Conference	Time	Attend
Sept. 1 2016	KENTUCKY WESLEYAN	W	50-29	1-0	0-0	3:18	6781
Sep 10, 2016	#8 TEXAS A&M COMMERCE	L	28-40	1-1	0-0	3:08	5679
* Sep 17, 2016	at #3 West Georgia	L	24-34	1-2	0-1	3:13	6837
* Sep 24, 2016	SHORTER UNIVERISTY	W	47-7	2-2	1-1	2:44	7151
* Sep 29, 2016	MISSISSIPPI COLLEGE	W	61-31	3-2	2-1	3:19	6332
* Oct 08, 2016	at West Alabama	L	42-54	3-3	2-2	3:33	6921
* Oct 15, 2016	WEST FLORIDA	W	55-51	4-3	3-2	3:38	7002
* Oct 22, 2016	at Valdosta State	L	27-56	4-4	3-3	3:33	5402
* Oct 29, 2016	#7 NORTH ALABAMA	L	19-49	4-5	3-4	2:43	2863



Statesmen Football
Delta State Overall Team Statistics (as of Nov 03, 2016)
All games



Team Statistics	DSU	OPP
SCORING	353	351
Points Per Game	39.2	39.0
Points Off Turnovers	73	68
FIRST DOWNS	207	204
Rushing	88	79
Passing	99	100
Penalty	20	25
RUSHING YARDAGE	1583	1472
Yards gained rushing	1826	1706
Yards lost rushing	243	234
Rushing Attempts	374	348
Average Per Rush	4.2	4.2
Average Per Game	175.9	163.6
TDs Rushing	30	18
PASSING YARDAGE	2574	2373
Comp-Att-Int	228-345-15	148-281-10
Average Per Pass	7.5	8.4
Average Per Catch	11.3	16.0
Average Per Game	286.0	263.7
TDs Passing	15	24
TOTAL OFFENSE	4157	3845
Total Plays	719	629
Average Per Play	5.8	6.1
Average Per Game	461.9	427.2
KICK RETURNS: #-Yards	50-1148	49-926
PUNT RETURNS: #-Yards	13-187	17-440
INT RETURNS: #-Yards	10-198	15-263
KICK RETURN AVERAGE	23.0	18.9
PUNT RETURN AVERAGE	14.4	25.9
INT RETURN AVERAGE	19.8	17.5
FUMBLES-LOST	8-3	10-7
PENALTIES-Yards	81-769	83-769
Average Per Game	85.4	85.4
PUNTS-Yards	41-1656	44-1512
Average Per Punt	40.4	34.4
Net punt average	28.7	28.8
KICKOFFS-Yards	61-3276	64-3560
Average Per Kick	53.7	55.6
Net kick average	36.9	34.6
TIME OF POSSESSION/Game	30:49	29:11
3RD-DOWN Conversions	48/138	45/120
3rd-Down Pct	35%	38%
4TH-DOWN Conversions	19/32	6/12
4th-Down Pct	59%	50%
SACKS BY-Yards	19-106	18-133
MISC YARDS	0	95
TOUCHDOWNS SCORED	49	47
FIELD GOALS-ATTEMPTS	7-8	8-11
ON-SIDE KICKS	2-2	0-0
RED-ZONE SCORES	(40-44) 91%	(30-39) 77%
RED-ZONE TOUCHDOWNS	(33-44) 75%	(26-39) 67%
PAT-ATTEMPTS	(38-45) 84%	(41-44) 93%
ATTENDANCE	35808	19160
Games/Avg Per Game	6/5968	3/6387
Neutral Site Games		0/0

Score by Quarters	1st	2nd	3rd	4th	OT	Total
Delta State	101	113	53	86	0	353
Opponents	107	75	96	73	0	351



Statesmen Football
Delta State Overall Individual Statistics (as of Nov 03, 2016)
All games



Rushing	gp	att	gain	loss	net	avg	td	lg	avg/g
Chris Robinson	9	173	922	28	894	5.2	19	67	99.3
D'Juan Bellaire	9	103	536	24	512	5.0	5	28	56.9
Justin McArthur	9	25	119	6	113	4.5	2	23	12.6
Tyler Sullivan	9	36	154	86	68	1.9	2	53	7.6
Timothy Foy	9	10	32	3	29	2.9	2	7	3.2
Chris Cooley	9	2	14	0	14	7.0	0	13	1.6
Collin Willis	1	1	0	2	-2	-2.0	0	0	-2.0
Kam Myers	3	3	3	8	-5	-1.7	0	3	-1.7
TEAM	7	8	0	18	-18	-2.2	0	0	-2.6
Jabe Burgess	8	13	46	68	-22	-1.7	0	23	-2.8
Total	9	374	1826	243	1583	4.2	30	67	175.9
Opponents	9	348	1706	234	1472	4.2	18	41	163.6

Passing	gp	effic	comp-att-int	pct	yds	td	lg	avg/g
Tyler Sullivan	9	142.22	174-252-11	69.0	1907	14	76	211.9
Jabe Burgess	8	105.15	52-91-4	57.1	576	1	49	72.0
Cody Mills	9	478.00	1-1-0	100.0	45	0	45	5.0
Collin Willis	1	486.40	1-1-0	100.0	46	0	46	46.0
Total	9	134.41	228-345-15	66.1	2574	15	76	286.0
Opponents	9	144.67	148-281-10	52.7	2373	24	83	263.7

Receiving	gp	no.	yds	avg	td	lg	avg/g
K'Shun Evans	9	47	499	10.6	1	29	55.4
Chris Robinson	9	30	485	16.2	5	76	53.9
LaDarion Peterson	9	22	199	9.0	2	32	22.1
D'Juan Bellaire	9	21	292	13.9	1	54	32.4
Chris Cooley	9	19	201	10.6	3	35	22.3
Alex Pina-Rhoden	7	15	135	9.0	0	21	19.3
Marquis Carter	8	13	125	9.6	0	22	15.6
Casey Osborne	2	10	147	14.7	1	69	73.5
Justin McArthur	9	8	36	4.5	0	19	4.0
Josh Pinkston	7	7	93	13.3	0	46	13.3
Leon Green	4	7	85	12.1	0	38	21.2
Bryant McDuffie	9	7	51	7.3	0	25	5.7
Kam Myers	3	5	66	13.2	0	32	22.0
Timothy Foy	9	5	15	3.0	0	10	1.7
Tyler Harrell	6	4	52	13.0	1	23	8.7
Michael Carr	8	4	41	10.2	0	17	5.1
Benji Galbraith	9	2	5	2.5	0	4	0.6
Ken Hike Jr.	5	1	45	45.0	0	45	9.0
Shawn Sanks	8	1	2	2.0	1	2	0.2
Total	9	228	2574	11.3	15	76	286.0
Opponents	9	148	2373	16.0	24	83	263.7

Punt Returns	no.	yds	avg	td	lg
Kam Myers	4	40	10.0	0	27
Ken Hike Jr.	3	72	24.0	0	29
Michael Carr	2	16	8.0	0	14
Zane Samuel	2	40	20.0	1	16
Justin McArthur	1	19	19.0	0	19
Timothy Foy	1	0	0.0	0	0
Total	13	187	14.4	1	29
Opponents	17	440	25.9	3	72

Interceptions	no.	yds	avg	td	lg
Decory McGee	3	101	33.7	1	58
Keith Flanigan	2	0	0.0	0	0
Romelo Wilson	2	80	40.0	1	80
Joreco Beckwith	1	10	10.0	0	10
Wilson Curtis	1	2	2.0	0	2
Landry Tullo	1	5	5.0	0	5
Total	10	198	19.8	2	80
Opponents	15	263	17.5	1	83

Kick Returns	no.	yds	avg	td	lg
LaDarion Peterson	27	764	28.3	1	91
Kam Myers	7	177	25.3	0	54
Justin McArthur	4	83	20.8	0	22
Chris Cooley	3	26	8.7	0	16
Ken Hike Jr.	3	61	20.3	0	29
Timothy Foy	3	15	5.0	0	11
Bryant McDuffie	2	14	7.0	0	9
Shawn Sanks	1	8	8.0	0	8
Total	50	1148	23.0	1	91
Opponents	49	926	18.9	0	60

Fumble Returns	no.	yds	avg	td	lg
Brandon Gaddy	1	20	20.0	0	20
Total	1	20	20.0	0	20
Opponents	1	15	15.0	1	15



Statesmen Football

Delta State Overall Individual Statistics (as of Nov 03, 2016)

All games



Scoring	td	fg	PAT				dxp	saf	pts
			kick	rush	rcv	pass			
Chris Robinson	24	-	-	-	-	-	-	-	144
Cody Mills	-	7-8	36-42	-	-	-	-	-	57
D'Juan Bellaire	6	-	-	-	-	-	-	-	36
Chris Cooley	3	-	-	-	-	-	-	-	18
LaDarion Peterson	3	-	-	-	-	-	-	-	18
Justin McArthur	2	-	-	-	-	-	-	-	12
Timothy Foy	2	-	-	-	-	-	-	-	12
Tyler Sullivan	2	-	-	-	-	0-3	-	-	12
Romelo Wilson	1	-	-	-	-	-	-	-	6
Casey Osborne	1	-	-	-	-	-	-	-	6
Shawn Sanks	1	-	-	-	-	-	-	-	6
Zane Samuel	1	-	-	-	-	-	-	-	6
K'Shun Evans	1	-	-	-	-	-	-	-	6
Tyler Harrell	1	-	-	-	-	-	-	-	6
Decory McGee	1	-	-	-	-	-	-	-	6
J. Hauenstein	-	-	2-2	-	-	-	-	-	2
Jabe Burgess	-	-	0-1	-	-	-	-	-	0
Total	49	7-8	38-45	-	-	0-3	-	-	353
Opponents	47	8-11	41-44	1-1	1	1-2	-	-	351

Total Offense	g	plays	rush	pass	total	avg/g
Tyler Sullivan	9	288	68	1907	1975	219.4
Chris Robinson	9	173	894	0	894	99.3
Jabe Burgess	8	104	-22	576	554	69.2
D'Juan Bellaire	9	103	512	0	512	56.9
Justin McArthur	9	25	113	0	113	12.6
Cody Mills	9	1	0	45	45	5.0
Collin Willis	1	2	-2	46	44	44.0
Timothy Foy	9	10	29	0	29	3.2
Chris Cooley	9	2	14	0	14	1.6
Kam Myers	3	3	-5	0	-5	-1.7
TEAM	7	8	-18	0	-18	-2.6
Total	9	719	1583	2574	4157	461.9
Opponents	9	629	1472	2373	3845	427.2

Field Goals	fg	pct.	01-19	20-29	30-39	40-49	50-99	lg	blk
Cody Mills	7-8	87.5	1-1	3-4	3-3	0-0	0-0	37	1

FG Sequence	Delta State	Opponents
Kentucky Wesleyan	(27)	37
Texas A&M Commerce	-	(38),(35)
West Georgia	(31),(37)	-
Shorter Univeristy	(21),(33)	-
Mississippi College	-	(22)
West Alabama	-	(25),(38),30,(29),(42)
West Florida	-	(26)
Valdosta State	22	44
North Alabama	(26),(19)	-

Punting	no.	yds	avg	lg	tb	fc	i20	50+	blk
Cody Mills	35	1454	41.5	66	1	10	9	2	1
Thomas Boone	4	202	50.5	62	1	2	2	2	1
TEAM	2	0	0.0	0	0	0	0	0	0
Total	41	1656	40.4	66	2	12	11	4	2
Opponents	44	1512	34.4	54	3	6	12	2	3

Kickoffs	no.	yds	avg	tb	ob	retn	net	ydln
Cody Mills	53	2938	55.4	4	6			
Thomas Boone	8	338	42.2	0	1			
Total	61	3276	53.7	4	7	18.9	36.9	28
Opponents	64	3560	55.6	8	3	23.0	34.6	30

Numbers in (parentheses) indicate field goal was made.



Statesmen Football
Delta State Overall Individual Statistics (as of Nov 03, 2016)
All games



All Purpose	g	rush	rcv	pr	kr	ir	total	avg/g
Chris Robinson	9	894	485	0	0	0	1379	153.2
LaDarion Peters	9	0	199	0	764	0	963	107.0
D'Juan Bellaire	9	512	292	0	0	0	804	89.3
K'Shun Evans	9	0	499	0	0	0	499	55.4
Kam Myers	3	-5	66	40	177	0	278	92.7
Justin McArthur	9	113	36	19	83	0	251	27.9
Chris Cooley	9	14	201	0	26	0	241	26.8
Ken Hike Jr.	5	0	45	72	61	0	178	35.6
Casey Osborne	2	0	147	0	0	0	147	73.5
Alex Pina-Rhode	7	0	135	0	0	0	135	19.3
Marquis Carter	8	0	125	0	0	0	125	15.6
Decory McGee	9	0	0	0	0	101	101	11.2
Josh Pinkston	7	0	93	0	0	0	93	13.3
Leon Green	4	0	85	0	0	0	85	21.2
Romelo Wilson	9	0	0	0	0	80	80	8.9
Tyler Sullivan	9	68	0	0	0	0	68	7.6
Bryant McDuffie	9	0	51	0	14	0	65	7.2
Timothy Foy	9	29	15	0	15	0	59	6.6
Michael Carr	8	0	41	16	0	0	57	7.1
Tyler Harrell	6	0	52	0	0	0	52	8.7
Zane Samuel	6	0	0	40	0	0	40	6.7
Shawn Sanks	8	0	2	0	8	0	10	1.2
Joreco Beckwith	9	0	0	0	0	10	10	1.1
Benji Galbraith	9	0	5	0	0	0	5	0.6
Landry Tullo	9	0	0	0	0	5	5	0.6
Wilson Curtis	9	0	0	0	0	2	2	0.2
Collin Willis	1	-2	0	0	0	0	-2	-2.0
TEAM	7	-18	0	0	0	0	-18	-2.6
Jabe Burgess	8	-22	0	0	0	0	-22	-2.8
Total	9	1583	2574	187	1148	198	5690	632.2
Opponents	9	1472	2373	440	926	263	5474	608.2



Statesmen Football
Delta State Overall Defensive Statistics (as of Nov 03, 2016)
All games



##	Defensive Leaders	gp	Tackles				tfl/yds	Sacks no-yds	Pass defense			Fumbles		blkd	
			ua	a	tot				int-yds	brup	qbh	rcv-yds	ff	kick	saf
52	Chandler Ector	9	29	32	61	6.5-13	.	.	3	1
44	Landry Tullo	9	30	28	58	9.0-27	2.0-3	1-5	1	1	.	1	.	.	.
49	Cole Baker	9	18	20	38	9.0-24	2.5-16	.	.	2	1-0
5	Keith Flanigan	9	16	22	38	2.0-5	.	2-0	2	1	1-0
15	Erin Brown	9	21	17	38	14.5-47	7.0-29	.	1	2	1-0	2	.	.	.
31	Wilson Curtis	9	22	12	34	3.5-8	.	1-2	1	2	.	1	1	.	.
13	De'Quan Reddick	9	22	11	33
25	Devontae Wilson	9	22	9	31	2.0-6	0.5-0	.	4	.	1-0
7	Joreco Beckwith	9	15	9	24	.	.	1-10	3	1	.	.	1	.	.
27	Tyrell Brown	7	14	10	24	2.5-4	.	.	1
54	Jatterian Wren	9	9	15	24	3.5-11	0.5-5	.	.	1
33	Jamel Dennis	7	11	12	23	3.5-8	1.0-6	.	.	1	.	1	.	.	.
11	Latrell Peterson	8	9	11	20	6.0-33	3.5-29	.	1	2	.	1	.	.	.
95	Brandon Gaddy	8	9	11	20	2.0-12	1.0-11	.	.	.	1-20
3	Romelo Wilson	9	15	4	19	2.5-9	.	2-80	2
8	Decory McGee	9	12	6	18	.	.	3-101	7	.	1-0
12	Ken Hike Jr.	5	12	4	16	.	.	.	1
30	Daniel Johnson	8	9	7	16	0.5-2
38	Chris Pickett	7	12	2	14	.	.	.	2
96	Micah Stallworth	7	8	2	10	1.0-1
26	Nick Houston	8	2	8	10	0.5-1
43	Javon Bradford	6	4	4	8	1.0-2
90	Demarcus Glover	3	1	6	7	1.5-4	0.5-1
39	Keijne Thomas	5	2	5	7
29	C.J. Johnson	6	3	4	7
55	Eric Sadler	2	2	4	6	3.0-8	1.5-6	.	.	1
23	De'MonTeriusKendrick	8	6	.	6
56	Zane Samuel	6	3	2	5	2	.	.
91	Laren Fairley	8	3	1	4
53	DeQuin Andrews	5	3	1	4	1
32	Ryan Hudkins	2	.	3	3
20	Chris Cooley	9	.	3	3
50	Marquis Coston	5	2	.	2
51	Jerad Hunt	2	1	1	2
10	Alex Pina-Rhoden	7	2	.	2
21	Cody Mills	9	2	.	2
2	Chris Robinson	9	2	.	2
74	Thomas Head	2	.	1	1
24	Timothy Foy	9	1	.	1
46	Tyler Daniels	6	1	.	1
79	Derrick McClelland	9	1	.	1
92	Sifi Finau	4	.	1	1
42	Tyler Hood	2	1	.	1
72	R.J. Hulse	9	1	.	1
40	Austin Campbell	8	1-0
37	John Robinson	2	1	.	.
Total		9	358	288	646	74-225	19-106	10-198	29	16	7-20	6	5	.	.
Opponents		9	440	333	773	65-241	18-133	15-263	30	13	3-15	5	6	.	.



Statesmen Football

Delta State Combined Team Statistics (as of Nov 03, 2016)

All games



Date	Opponent	Score	Att.
Sept. 1 2016	KENTUCKY WESLEYAN	W 50-29	6781
Sep 10, 2016	#8 TEXAS A&M COMMERCE	L 28-40	5679
* Sep 17, 2016	at #3 West Georgia	L 24-34	6837
* Sep 24, 2016	SHORTER UNIVERISTY	W 47-7	7151
* Sep 29, 2016	MISSISSIPPI COLLEGE	W 61-31	6332
* Oct 08, 2016	at West Alabama	L 42-54	6921
* Oct 15, 2016	WEST FLORIDA	W 55-51	7002
* Oct 22, 2016	at Valdosta State	L 27-56	5402
* Oct 29, 2016	#7 NORTH ALABAMA	L 19-49	2863

Record:	Overall	Home	Away	Neutral
All games	4-5	4-2	0-3	0-0
Conference	3-4	3-1	0-3	0-0
Non-Conference	1-1	1-1	0-0	0-0

Team Statistics	DSU	OPP
FIRST DOWNS	207	204
Rushing	88	79
Passing	99	100
Penalty	20	25
RUSHING YARDAGE	1583	1472
Rushing Attempts	374	348
Average Per Rush	4.2	4.2
Average Per Game	175.9	163.6
TDs Rushing	30	18
PASSING YARDAGE	2574	2373
Comp-Att-Int	228-345-15	148-281-10
Average Per Pass	7.5	8.4
Average Per Catch	11.3	16.0
Average Per Game	286.0	263.7
TDs Passing	15	24
TOTAL OFFENSE	4157	3845
Average Per Play	5.8	6.1
Average Per Game	461.9	427.2
KICK RETURNS: #-Yards	50-1148	49-926
PUNT RETURNS: #-Yards	13-187	17-440
INT RETURNS: #-Yards	10-198	15-263
FUMBLES-LOST	8-3	10-7
PENALTIES-Yards	81-769	83-769
PUNTS-AVG	41-40.4	44-34.4
TIME OF POSSESSION/Game	30:49	29:11
3RD-DOWN Conversions	48/138	45/120
4TH-DOWN Conversions	19/32	6/12

Rushing	gp	att	gain	loss	net	avg	td	lg	avg/g
Chris Robinson	9	173	922	28	894	5.2	19	67	99.3
D'Juan Bellaire	9	103	536	24	512	5.0	5	28	56.9
Justin McArthur	9	25	119	6	113	4.5	2	23	12.6
Tyler Sullivan	9	36	154	86	68	1.9	2	53	7.6
Timothy Foy	9	10	32	3	29	2.9	2	7	3.2
Chris Cooley	9	2	14	0	14	7.0	0	13	1.6
Total	9	374	1826	243	1583	4.2	30	67	175.9
Opponents	9	348	1706	234	1472	4.2	18	41	163.6

Passing	gp	effic	comp-att-int	pct	yds	td	lg	avg/g
Tyler Sullivan	9	142.22	174-252-11	69.0	1907	14	76	211.9
Jabe Burgess	8	105.15	52-91-4	57.1	576	1	49	72.0
Cody Mills	9	478.00	1-1-0	100.0	45	0	45	5.0
Collin Willis	1	486.40	1-1-0	100.0	46	0	46	46.0
Total	9	134.41	228-345-15	66.1	2574	15	76	286.0
Opponents	9	144.67	148-281-10	52.7	2373	24	83	263.7

Receiving	gp	no.	yds	avg	td	lg	avg/g
K'Shun Evans	9	47	499	10.6	1	29	55.4
Chris Robinson	9	30	485	16.2	5	76	53.9
LaDarion Peterson	9	22	199	9.0	2	32	22.1
D'Juan Bellaire	9	21	292	13.9	1	54	32.4
Chris Cooley	9	19	201	10.6	3	35	22.3
Alex Pina-Rhoden	7	15	135	9.0	0	21	19.3
Marquis Carter	8	13	125	9.6	0	22	15.6
Casey Osborne	2	10	147	14.7	1	69	73.5
Justin McArthur	9	8	36	4.5	0	19	4.0
Josh Pinkston	7	7	93	13.3	0	46	13.3
Leon Green	4	7	85	12.1	0	38	21.2
Bryant McDuffie	9	7	51	7.3	0	25	5.7
Kam Myers	3	5	66	13.2	0	32	22.0
Timothy Foy	9	5	15	3.0	0	10	1.7
Tyler Harrell	6	4	52	13.0	1	23	8.7
Total	9	228	2574	11.3	15	76	286.0
Opponents	9	148	2373	16.0	24	83	263.7

Interceptions	no.	yds	avg	td	lg
Decory McGee	3	101	33.7	1	58
Keith Flanigan	2	0	0.0	0	0
Romelo Wilson	2	80	40.0	1	80
Landry Tullo	1	5	5.0	0	5
Wilson Curtis	1	2	2.0	0	2
Joreco Beckwith	1	10	10.0	0	10

Punting	no.	yds	avg	lg	tb	fc	i20	50+	blk
Cody Mills	35	1454	41.5	66	1	10	9	2	1
Thomas Boone	4	202	50.5	62	1	2	2	2	1
TEAM	2	0	0.0	0	0	0	0	0	0

Field Goals	fg	pct.	01-19	20-29	30-39	40-49	50-99	lg	blk
Cody Mills	7-8	87.5	1-1	3-4	3-3	0-0	0-0	37	1

Punt Returns	no.	yds	avg	td	lg
Kam Myers	4	40	10.0	0	27
Ken Hike Jr.	3	72	24.0	0	29
Michael Carr	2	16	8.0	0	14
Zane Samuel	2	40	20.0	1	16
Justin McArthur	1	19	19.0	0	19
Timothy Foy	1	0	0.0	0	0
Total	13	187	14.4	1	29
Opponents	17	440	25.9	3	72

Scoring	td	fg	PAT				dpx	saf	pts
			kick	rush	rcv	pass			
Chris Robinson	24	-	-	-	-	-	-	144	
Cody Mills	-	7-8	36-42	-	-	-	-	57	
D'Juan Bellaire	6	-	-	-	-	-	-	36	
Chris Cooley	3	-	-	-	-	-	-	18	
LaDarion Peterson	3	-	-	-	-	-	-	18	
Justin McArthur	2	-	-	-	-	-	-	12	
Timothy Foy	2	-	-	-	-	-	-	12	
Tyler Sullivan	2	-	-	-	-	0-3	-	12	
Tyler Harrell	1	-	-	-	-	-	-	6	
Shawn Sanks	1	-	-	-	-	-	-	6	
Zane Samuel	1	-	-	-	-	-	-	6	
Romelo Wilson	1	-	-	-	-	-	-	6	
Casey Osborne	1	-	-	-	-	-	-	6	
Decory McGee	1	-	-	-	-	-	-	6	
K'Shun Evans	1	-	-	-	-	-	-	6	
Total	49	7-8	38-45	-	-	0-3	-	353	
Opponents	47	8-11	41-44	1-1	1	1-2	-	351	

Kick Returns	no.	yds	avg	td	lg
LaDarion Peterson	27	764	28.3	1	91
Kam Myers	7	177	25.3	0	54
Justin McArthur	4	83	20.8	0	22
Chris Cooley	3	26	8.7	0	16
Ken Hike Jr.	3	61	20.3	0	29
Timothy Foy	3	15	5.0	0	11
Bryant McDuffie	2	14	7.0	0	9
Shawn Sanks	1	8	8.0	0	8
Total	50	1148	23.0	1	91
Opponents	49	926	18.9	0	60

Score by Quarters	1st	2nd	3rd	4th	OT	Total
Delta State	101	113	53	86	0	353
Opponents	107	75	96	73	0	351

All Purpose	g	rush	rcv	pr	kr	ir	total	avg/g
Chris Robinson	9	894	485	0	0	0	1379	153.2
LaDarion Peterson	9	0	199	0	764	0	963	107.0
D'Juan Bellaire	9	512	292	0	0	0	804	89.3
K'Shun Evans	9	0	499	0	0	0	499	55.4
Kam Myers	3	-5	66	40	177	0	278	92.7
Total	9	1583	2574	187	1148	198	5690	632.2
Opponents	9	1472	2373	440	926	263	5474	608.2



Statesmen Football

Delta State Individual Season/Career Statistics (as of Nov 03, 2016)

All games



SEASON

CAREER

Rushing	gp	att	gain	loss	net	avg	td	lg	avg/g	gp	att	gain	loss	net	avg	td	lg	avg/g
Chris Robinson	9	173	922	28	894	5.2	19	67	99.3	9	173	922	28	894	5.2	19	67	99.3
D'Juan Bellaire	9	103	536	24	512	5.0	5	28	56.9	35	351	1755	119	1636	4.7	20	40	46.7
Justin McArthur	9	25	119	6	113	4.5	2	23	12.6	38	172	805	35	770	4.5	10	25	20.3
Tyler Sullivan	9	36	154	86	68	1.9	2	53	7.6	34	182	748	221	527	2.9	17	53	15.5
Timothy Foy	9	10	32	3	29	2.9	2	7	3.2	41	193	795	45	750	3.9	13	32	18.3
Chris Cooley	9	2	14	0	14	7.0	0	13	1.6	9	2	14	0	14	7.0	0	13	1.6
Collin Willis	1	1	0	2	-2	-2.0	0	0	-2.0	1	1	0	2	-2	-2.0	0	0	-2.0
Kam Myers	3	3	3	8	-5	-1.7	0	3	-1.7	3	3	3	8	-5	-1.7	0	3	-1.7
TEAM	7	8	0	18	-18	-2.2	0	0	-2.6									
Jabe Burgess	8	13	46	68	-22	-1.7	0	23	-2.8	8	13	46	68	-22	-1.7	0	23	-2.8
Total	9	374	1826	243	1583	4.2	30	67	175.9									
Opponents	9	348	1706	234	1472	4.2	18	41	163.6									

Passing	gp	effic	comp-att-int	pct	yds	td	lg	avg/g	gp	effic	comp-att-int	pct	yds	td	lg	avg/g
Tyler Sullivan	9	142.22	174-252-11	69.0	1907	14	76	211.9	34	146.01	744-1152-41	64.6	9157	76	85	269.3
Jabe Burgess	8	105.15	52-91-4	57.1	576	1	49	72.0	8	105.15	52-91-4	57.1	576	1	49	72.0
Cody Mills	9	478.00	1-1-0	100.0	45	0	45	5.0	29	478.00	1-1-0	100.0	45	0	45	1.6
Collin Willis	1	486.40	1-1-0	100.0	46	0	46	46.0	1	486.40	1-1-0	100.0	46	0	46	46.0
Total	9	134.41	228-345-15	66.1	2574	15	76	286.0								
Opponents	9	144.67	148-281-10	52.7	2373	24	83	263.7								

Receiving	gp	no.	yds	avg	td	lg	avg/g	gp	no.	yds	avg	td	lg	avg/g
K'Shun Evans	9	47	499	10.6	1	29	55.4	20	54	632	11.7	2	71	31.6
Chris Robinson	9	30	485	16.2	5	76	53.9	9	30	485	16.2	5	76	53.9
LaDarion Peterson	9	22	199	9.0	2	32	22.1	9	22	199	9.0	2	32	22.1
D'Juan Bellaire	9	21	292	13.9	1	54	32.4	35	47	498	10.6	2	54	14.2
Chris Cooley	9	19	201	10.6	3	35	22.3	9	19	201	10.6	3	35	22.3
Alex Pina-Rhoden	7	15	135	9.0	0	21	19.3	7	15	135	9.0	0	21	19.3
Marquis Carter	8	13	125	9.6	0	22	15.6	8	13	125	9.6	0	22	15.6
Casey Osborne	2	10	147	14.7	1	69	73.5	31	154	2037	13.2	18	85	65.7
Justin McArthur	9	8	36	4.5	0	19	4.0	38	24	184	7.7	2	36	4.8
Josh Pinkston	7	7	93	13.3	0	46	13.3	38	38	468	12.3	0	58	12.3
Leon Green	4	7	85	12.1	0	38	21.2	5	7	85	12.1	0	38	17.0
Bryant McDuffie	9	7	51	7.3	0	25	5.7	9	7	51	7.3	0	25	5.7
Kam Myers	3	5	66	13.2	0	32	22.0	3	5	66	13.2	0	32	22.0
Timothy Foy	9	5	15	3.0	0	10	1.7	41	50	313	6.3	4	62	7.6
Tyler Harrell	6	4	52	13.0	1	23	8.7	6	4	52	13.0	1	23	8.7
Michael Carr	8	4	41	10.2	0	17	5.1	10	4	41	10.2	0	17	4.1
Benji Galbraith	9	2	5	2.5	0	4	0.6	18	3	14	4.7	0	9	0.8
Ken Hike Jr.	5	1	45	45.0	0	45	9.0	5	1	45	45.0	0	45	9.0
Shawn Sanks	8	1	2	2.0	1	2	0.2	26	1	2	2.0	1	2	0.1
Total	9	228	2574	11.3	15	76	286.0							
Opponents	9	148	2373	16.0	24	83	263.7							

Total Offense	g	plays	rush	pass	total	avg/g	g	plays	rush	pass	total	avg/g
Tyler Sullivan	9	288	68	1907	1975	219.4	34	1334	527	9157	9684	284.8
Chris Robinson	9	173	894	0	894	99.3	9	173	894	0	894	99.3
Jabe Burgess	8	104	-22	576	554	69.2	8	104	-22	576	554	69.2
D'Juan Bellaire	9	103	512	0	512	56.9	35	351	1636	0	1636	46.7
Justin McArthur	9	25	113	0	113	12.6	38	172	770	0	770	20.3
Cody Mills	9	1	0	45	45	5.0	29	4	-24	45	21	0.7
Collin Willis	1	2	-2	46	44	44.0	1	2	-2	46	44	44.0
Timothy Foy	9	10	29	0	29	3.2	41	193	750	0	750	18.3
Chris Cooley	9	2	14	0	14	1.6	9	2	14	0	14	1.6
Kam Myers	3	3	-5	0	-5	-1.7	3	3	-5	0	-5	-1.7
TEAM	7	8	-18	0	-18	-2.6						
Total	9	719	1583	2574	4157	461.9						
Opponents	9	629	1472	2373	3845	427.2						



Statesmen Football

Delta State Individual Season/Career Statistics (as of Nov 03, 2016)

All games



Scoring	SEASON						CAREER										
	td	fg	PAT			dxp	saf	pts	td	fg	PAT			dxp	saf	pts	
			kick	rush	rcv	pass					kick	rush	rcv	pass	dxp	saf	pts
Chris Robinson	24	-	-	-	-	-	-	-	144	24	-	-	-	-	-	-	144
Cody Mills	-	7-8	36-42	-	-	-	-	-	57	-	7-8	36-42	-	-	-	-	57
D'Juan Bellaire	6	-	-	-	-	-	-	-	36	22	-	-	-	-	-	-	132
Chris Cooley	3	-	-	-	-	-	-	-	18	3	-	-	-	-	-	-	18
LaDarion Peterson	3	-	-	-	-	-	-	-	18	3	-	-	-	-	-	-	18
Tyler Sullivan	2	-	-	-	-	0-3	-	-	12	17	-	-	-	1-6	-	-	102
Timothy Foy	2	-	-	-	-	-	-	-	12	17	-	-	-	-	-	-	102
Justin McArthur	2	-	-	-	-	-	-	-	12	12	-	-	-	-	-	-	72
Zane Samuel	1	-	-	-	-	-	-	-	6	1	-	-	-	-	-	-	6
Decory McGee	1	-	-	-	-	-	-	-	6	1	-	-	-	-	-	-	6
Tyler Harrell	1	-	-	-	-	-	-	-	6	1	-	-	-	-	-	-	6
Casey Osborne	1	-	-	-	-	-	-	-	6	18	-	-	-	-	-	-	108
K'Shun Evans	1	-	-	-	-	-	-	-	6	2	-	-	-	-	-	-	12
Romelo Wilson	1	-	-	-	-	-	-	-	6	2	-	-	-	-	-	-	12
Shawn Sanks	1	-	-	-	-	-	-	-	6	1	-	-	-	-	-	-	6
J. Hauenstein	-	-	2-2	-	-	-	-	-	2	-	-	2-2	-	-	-	-	2
Jabe Burgess	-	-	0-1	-	-	-	-	-	0	-	-	0-1	-	-	-	-	0
Total	49	7-8	38-45	-	-	0-3	-	-	353								
Opponents	47	8-11	41-44	1-1	1	1-2	-	-	351								

Punt Returns	no.	yds	avg	td	lg	no.	yds	avg	td	lg
Kam Myers	4	40	10.0	0	27	4	40	10.0	0	27
Ken Hike Jr.	3	72	24.0	0	29	3	72	24.0	0	29
Zane Samuel	2	40	20.0	1	16	2	40	20.0	1	16
Michael Carr	2	16	8.0	0	14	2	16	8.0	0	14
Justin McArthur	1	19	19.0	0	19	1	19	19.0	0	19
Timothy Foy	1	0	0.0	0	0	1	0	0.0	0	0
Total	13	187	14.4	1	29					
Opponents	17	440	25.9	3	72					

Kick Returns	no.	yds	avg	td	lg	no.	yds	avg	td	lg
LaDarion Peterson	27	764	28.3	1	91	27	764	28.3	1	91
Kam Myers	7	177	25.3	0	54	7	177	25.3	0	54
Justin McArthur	4	83	20.8	0	22	5	117	23.4	0	34
Chris Cooley	3	26	8.7	0	16	3	26	8.7	0	16
Ken Hike Jr.	3	61	20.3	0	29	3	61	20.3	0	29
Timothy Foy	3	15	5.0	0	11	8	63	7.9	0	33
Bryant McDuffie	2	14	7.0	0	9	2	14	7.0	0	9
Shawn Sanks	1	8	8.0	0	8	3	28	9.3	0	13
Total	50	1148	23.0	1	91					
Opponents	49	926	18.9	0	60					

Interceptions	no.	yds	avg	td	lg	no.	yds	avg	td	lg
Decory McGee	3	101	33.7	1	58	3	101	33.7	1	58
Keith Flanigan	2	0	0.0	0	0	2	0	0.0	0	0
Romelo Wilson	2	80	40.0	1	80	9	134	14.9	2	80
Landry Tullo	1	5	5.0	0	5	1	5	5.0	0	5
Wilson Curtis	1	2	2.0	0	2	2	35	17.5	0	33
Joreco Beckwith	1	10	10.0	0	10	5	97	19.4	0	32
Total	10	198	19.8	2	80					
Opponents	15	263	17.5	1	83					

Fumble Returns	no.	yds	avg	td	lg	no.	yds	avg	td	lg
Brandon Gaddy	1	20	20.0	0	20	1	20	20.0	0	20
Total	1	20	20.0	0	20					
Opponents	1	15	15.0	1	15					



Statesmen Football

Delta State Individual Season/Career Statistics (as of Nov 03, 2016)

All games



All Purpose	SEASON								CAREER							
	g	rush	rcv	pr	kr	ir	total	avg/g	g	rush	rcv	pr	kr	ir	total	avg/g
Chris Robinson	9	894	485	0	0	0	1379	153.2	9	894	485	0	0	0	1379	153.2
LaDarion Peterso	9	0	199	0	764	0	963	107.0	9	0	199	0	764	0	963	107.0
D'Juan Bellaire	9	512	292	0	0	0	804	89.3	35	1636	498	0	153	0	2287	65.3
K'Shun Evans	9	0	499	0	0	0	499	55.4	20	0	632	0	0	0	632	31.6
Kam Myers	3	-5	66	40	177	0	278	92.7	3	-5	66	40	177	0	278	92.7
Justin McArthur	9	113	36	19	83	0	251	27.9	38	770	184	19	117	0	1090	28.7
Chris Cooley	9	14	201	0	26	0	241	26.8	9	14	201	0	26	0	241	26.8
Ken Hike Jr.	5	0	45	72	61	0	178	35.6	5	0	45	72	61	0	178	35.6
Casey Osborne	2	0	147	0	0	0	147	73.5	31	0	2037	0	0	0	2037	65.7
Alex Pina-Rhode	7	0	135	0	0	0	135	19.3	7	0	135	0	0	0	135	19.3
Marquis Carter	8	0	125	0	0	0	125	15.6	8	0	125	0	0	0	125	15.6
Decory McGee	9	0	0	0	0	101	101	11.2	9	0	0	0	0	101	101	11.2
Josh Pinkston	7	0	93	0	0	0	93	13.3	38	0	468	0	2	0	470	12.4
Leon Green	4	0	85	0	0	0	85	21.2	5	0	85	0	0	0	85	17.0
Romelo Wilson	9	0	0	0	0	80	80	8.9	35	0	0	0	0	134	134	3.8
Tyler Sullivan	9	68	0	0	0	0	68	7.6	34	527	12	0	0	0	539	15.9
Bryant McDuffie	9	0	51	0	14	0	65	7.2	9	0	51	0	14	0	65	7.2
Timothy Foy	9	29	15	0	15	0	59	6.6	41	750	313	0	63	0	1126	27.5
Michael Carr	8	0	41	16	0	0	57	7.1	10	0	41	16	0	0	57	5.7
Tyler Harrell	6	0	52	0	0	0	52	8.7	6	0	52	0	0	0	52	8.7
Zane Samuel	6	0	0	40	0	0	40	6.7	6	0	0	40	0	0	40	6.7
Shawn Sanks	8	0	2	0	8	0	10	1.2	26	0	2	0	28	0	30	1.2
Joreco Beckwith	9	0	0	0	0	10	10	1.1	40	0	0	0	0	97	97	2.4
Landry Tullo	9	0	0	0	0	5	5	0.6	30	0	0	0	0	5	5	0.2
Benji Galbraith	9	0	5	0	0	0	5	0.6	18	0	14	0	0	0	14	0.8
Wilson Curtis	9	0	0	0	0	2	2	0.2	41	0	0	0	0	35	35	0.9
Collin Willis	1	-2	0	0	0	0	-2	-2.0	1	-2	0	0	0	0	-2	-2.0
TEAM	7	-18	0	0	0	0	-18	-2.6								
Jabe Burgess	8	-22	0	0	0	0	-22	-2.8	8	-22	0	0	0	0	-22	-2.8
Total	9	1583	2574	187	1148	198	5690	632.2								
Opponents	9	1472	2373	440	926	263	5474	608.2								

Field Goals	att	good	long	blkd	att	good	long	blkd
Cody Mills	8	7	37	1	8	7	37	1
Total	8	7	37	1				
Opponents	11	8	42	1				

Punting	no.	yds	avg	lg	blk	no.	yds	avg	lg	blk
Cody Mills	35	1454	41.5	66	1	88	3712	42.2	68	2
Thomas Boone	4	202	50.5	62	1	4	202	50.5	62	1
TEAM	2	0	0.0	0	0					
Total	41	1656	40.4	66	2					
Opponents	44	1512	34.4	54	3					

Kickoffs	no.	yds	avg	tb	ob	no.	yds	avg	tb	ob
Cody Mills	53	2938	55.4	4	6	181	10243	56.6	18	8
Thomas Boone	8	338	42.2	0	1	8	338	42.2	0	1
Total	61	3276	53.7	4	7					
Opponents	64	3560	55.6	8	3					



Statesmen Football
Delta State Team Game-by-Game (as of Nov 03, 2016)
All games



TEAM STATISTICS

Date	Opponent	Rushing				Receiving				Passing				Kick Returns				Punt Returns				tot off
		no.	yds	td	lg	no.	yds	td	lg	cmp-att-int	yds	td	lg	no.	yds	td	lg	no.	yds	td	lg	
Sept. 1	KENTUCKY WESLEYAN	40	241	4	67	23	352	3	69	23-38-0	352	3	69	3	67	0	54	3	36	0	27	593
Sep 10	TEXAS A&M COMMERCE	30	122	4	28	36	275	0	25	36-52-3	275	0	25	6	123	0	26	1	4	0	4	397
Sep 17	at West Georgia	42	124	2	21	21	208	0	45	21-35-0	208	0	45	6	123	0	29	1	29	1	16	332
Sep 24	SHORTER UNIVERISTY	44	168	4	23	31	312	1	38	31-40-1	312	1	38	1	33	0	33	4	72	0	29	480
Sep 29	MISSISSIPPI COLLEGE	40	318	4	53	16	176	4	22	16-25-1	176	4	22	5	106	0	34	1	11	0	0	494
Oct 08	at West Alabama	31	85	1	16	31	427	4	76	31-48-4	427	4	76	7	245	1	91	0	0	0	0	512
Oct 15	WEST FLORIDA	58	221	7	23	25	279	1	57	25-35-1	279	1	57	7	126	0	37	1	19	0	19	500
Oct 22	at Valdosta State	38	131	3	63	26	339	1	54	26-44-2	339	1	54	8	156	0	39	0	0	0	0	470
Oct 29	NORTH ALABAMA	51	173	1	23	19	206	1	46	19-28-3	206	1	46	7	169	0	46	2	16	0	14	379
Opponents		374	1583	30	67	228	2574	15	76	228-345-15	2574	15	76	50	1148	1	91	13	187	1	29	4157
		348	1472	18	41	148	2373	24	83	148-281-10	2373	24	83	49	926	0	60	17	440	3	72	3845

Games: 9 • Avg/rush: 4.2 • Avg/catch: 11.3 • Pass effic: 134.41 • KR avg: 23.0 • PR avg: 14.4 • All purpose avg/game: 632.2 • Total offense avg/gm: 461.9

Date	Opponent	Tackles				Sacks no-yds	Fumble		Pass Defense			blkd kick	PAT Attempts			off				
		ua	a	total	tfl-yds		ff	fr-yds	int-yds	qbh	brup		kick	rush	rcv	saf	t/o	pts		
Sept. 1	KENTUCKY WESLEYAN	29	31	60	8.0-36	5.0-31	0	0-0	1-0	6	5	1	5-6	0	0	0	0	0	0	50
Sep 10	TEXAS A&M COMMERC	41	31	72	7.5-11	0.0-0	1	0-0	0-0	2	0	0	4-4	0	0	0	0	0	0	28
Sep 17	at West Georgia	37	24	61	2.0-4	0.0-0	0	0-0	1-2	3	1	2	0-1	0	0	0	0	3	24	
Sep 24	SHORTER UNIVERISTY	32	35	67	15.5-52	5.0-27	2	3-0	3-80	1	2	1	5-5	0	0	0	0	23	47	
Sep 29	MISSISSIPPI COLLEGE	41	43	84	11.0-28	2.0-10	0	1-0	3-106	2	4	1	7-9	0	0	0	0	27	61	
Oct 08	at West Alabama	43	46	89	4.0-7	0.0-0	0	0-0	1-10	0	7	0	6-6	0	0	0	0	0	42	
Oct 15	WEST FLORIDA	28	47	75	4.0-25	2.0-14	2	2-20	1-0	0	4	0	7-8	0	0	0	0	20	55	
Oct 22	at Valdosta State	50	14	64	9.0-34	3.0-19	1	1-0	0-0	0	4	0	3-4	0	0	0	0	0	27	
Oct 29	NORTH ALABAMA	57	17	74	13.0-28	2.0-5	0	0-0	0-0	2	2	0	1-2	0	0	0	0	0	19	
Opponents		358	288	646	74.0-225	20.0-106	6	7-20	10-198	16	29	5	38-45	0	0	0	0	73	353	
		440	333	773	65.5-241	20.0-133	5	3-15	15-263	13	30	6	41-44	1	1	0	68	351		

Date	Opponent	Punting								Field Goals			Kickoffs					
		no.	yds	avg	long	blkd	tb	fc	50+	i20	md-att	long	blkd	no.	yds	avg	tb	ob
Sept. 1	KENTUCKY WESLEYAN	5	268	53.6	66	0	1	2	3	3	1-1	27	0	9	465	51.7	3	0
Sep 10	TEXAS A&M COMMERC	4	175	43.8	47	0	0	2	0	1	0-0	0	0	4	234	58.5	0	0
Sep 17	at West Georgia	5	164	32.8	47	1	0	1	0	0	2-2	37	0	6	347	57.8	0	0
Sep 24	SHORTER UNIVERISTY	3	128	42.7	48	0	0	1	0	1	2-2	33	0	8	394	49.2	0	2
Sep 29	MISSISSIPPI COLLEGE	3	127	42.3	47	0	0	2	0	2	0-0	0	0	10	564	56.4	1	1
Oct 08	at West Alabama	5	195	39.0	48	0	1	1	0	1	0-0	0	0	5	241	48.2	0	0
Oct 15	WEST FLORIDA	3	97	32.3	62	1	0	1	1	1	0-0	0	0	9	504	56.0	0	1
Oct 22	at Valdosta State	8	308	38.5	46	0	0	1	0	2	0-1	0	1	5	226	45.2	0	2
Oct 29	NORTH ALABAMA	5	194	38.8	44	0	0	1	0	0	2-2	26	0	5	301	60.2	0	1
Opponents		41	1656	40.4	66	2	2	12	4	11	7-8	37	1	61	3276	53.7	4	7
		44	1512	34.4	54	3	3	6	2	12	8-11	42	1	64	3560	55.6	8	3



Statesmen Football
Delta State Opponent Game-by-Game (as of Nov 03, 2016)
All games



OPPONENT STATISTICS

Date	Opponent	Rushing				Receiving				Passing				Kick Returns				Punt Returns				tot off
		no.	yds	td	lg	no.	yds	td	lg	cmp-att-int	yds	td	lg	no.	yds	td	lg	no.	yds	td	lg	
Sept. 1	KENTUCKY WESLEYAN	32	112	1	29	13	277	3	82	13-39-1	277	3	82	5	60	0	16	0	0	0	0	389
Sep 10	TEXAS A&M COMMERCE	41	149	3	16	17	322	2	66	17-23-0	322	2	66	4	94	0	48	1	21	0	21	471
Sep 17	at West Georgia	32	154	0	16	18	207	4	35	18-30-1	207	4	35	6	98	0	22	4	78	1	26	361
Sep 24	SHORTER UNIVERISTY	36	62	1	32	10	79	0	18	10-22-3	79	0	18	6	79	0	17	2	0	0	0	141
Sep 29	MISSISSIPPI COLLEGE	44	229	2	33	15	328	2	83	15-32-3	328	2	83	8	154	0	40	1	1	0	0	557
Oct 08	at West Alabama	45	277	5	37	22	289	1	46	22-39-1	289	1	46	5	86	0	28	2	21	0	18	566
Oct 15	WEST FLORIDA	27	105	1	18	24	452	5	69	24-43-1	452	5	69	8	179	0	54	1	30	1	21	557
Oct 22	at Valdosta State	45	154	3	24	16	212	3	35	16-33-0	212	3	35	3	60	0	23	3	169	1	72	366
Oct 29	NORTH ALABAMA	46	230	2	41	13	207	4	31	13-20-0	207	4	31	4	116	0	60	3	120	0	65	437
Delta State		348	1472	18	41	148	2373	24	83	148-281-10	2373	24	83	49	926	0	60	17	440	3	72	3845
Delta State		374	1583	30	67	228	2574	15	76	228-345-15	2574	15	76	50	1148	1	91	13	187	1	29	4157

Games: 9 • Avg/rush: 4.2 • Avg/catch: 16.0 • Pass effic: 144.67 • KR avg: 18.9 • PR avg: 25.9 • All purpose avg/game: 608.2 • Total offense avg/gm: 427.2

Date	Opponent	Tackles				Sacks no-yds	Fumble		Pass Defense			blkd kick	PAT Attempts			off		
		ua	a	total	tfl-yds		ff	fr-yds	int-yds	qbh	brup		kick	rush	rcv	saf	t/o	pts
Sept. 1	KENTUCKY WESLEYAN	43	26	69	5.0-11	0.0-0	1	1-0	0-0	1	2	0	1-2	1	1	0	6	29
Sep 10	TEXAS A&M COMMERC	53	31	84	7.0-21	1.0-8	1	0-0	3-28	6	2	0	4-4	0	0	0	10	40
Sep 17	at West Georgia	48	32	80	7.0-29	5.0-22	0	0-0	0-0	3	6	2	4-5	0	0	0	0	34
Sep 24	SHORTER UNIVERISTY	54	38	92	8.0-34	3.0-25	1	0-0	1-0	0	1	0	1-1	0	0	0	0	7
Sep 29	MISSISSIPPI COLLEGE	30	46	76	2.0-4	0.0-0	0	0-0	1-0	0	2	1	4-4	0	0	0	0	31
Oct 08	at West Alabama	45	34	79	9.0-25	1.0-11	1	1-15	4-97	1	9	0	6-6	0	0	0	17	54
Oct 15	WEST FLORIDA	45	75	120	5.5-17	1.0-7	1	0-0	1-0	1	1	1	6-7	0	0	0	7	51
Oct 22	at Valdosta State	50	23	73	14.0-67	5.0-52	0	0-0	2-83	0	5	1	8-8	0	0	0	14	56
Oct 29	NORTH ALABAMA	72	28	100	8.0-33	2.0-8	0	1-0	3-55	1	2	1	7-7	0	0	0	14	49
Delta State		440	333	773	65.5-241	20.0-133	5	3-15	15-263	13	30	6	41-44	1	1	0	68	351
Delta State		358	288	646	74.0-225	20.0-106	6	7-20	10-198	16	29	5	38-45	0	0	0	73	353

Date	Opponent	Punting										Field Goals			Kickoffs			
		no.	yds	avg	long	blkd	tb	fc	50+	i20	md-att	long	blkd	no.	yds	avg	tb	ob
Sept. 1	KENTUCKY WESLEYAN	9	347	38.6	47	0	0	1	0	3	0-1	0	1	5	227	45.4	0	1
Sep 10	TEXAS A&M COMMERC	4	168	42.0	48	0	0	0	0	2	2-2	38	0	8	447	55.9	1	0
Sep 17	at West Georgia	7	215	30.7	49	1	1	1	0	3	0-0	0	0	6	366	61.0	0	0
Sep 24	SHORTER UNIVERISTY	7	259	37.0	54	1	1	1	1	1	0-0	0	0	2	125	62.5	1	0
Sep 29	MISSISSIPPI COLLEGE	2	32	16.0	32	1	0	1	0	0	1-1	22	0	6	345	57.5	0	1
Oct 08	at West Alabama	2	49	24.5	36	0	0	0	0	1	4-5	42	0	11	702	63.8	4	0
Oct 15	WEST FLORIDA	3	114	38.0	50	0	0	0	1	1	1-1	26	0	9	408	45.3	0	1
Oct 22	at Valdosta State	6	167	27.8	42	0	0	1	0	0	0-1	0	0	9	468	52.0	1	0
Oct 29	NORTH ALABAMA	4	161	40.2	47	0	1	1	0	1	0-0	0	0	8	472	59.0	1	0
Delta State		44	1512	34.4	54	3	3	6	2	12	8-11	42	1	64	3560	55.6	8	3
Delta State		41	1656	40.4	66	2	2	12	4	11	7-8	37	1	61	3276	53.7	4	7



Statesmen Football
Delta State Game Superlatives (as of Nov 03, 2016)
All games



INDIVIDUAL GAME HIGHS

Rushes	28	Chris Robinson vs West Florida (Oct 15, 2016)
Yards Rushing	162	Chris Robinson vs Kentucky Wesleyan (Sept. 1 2016)
TD Rushes	5	Chris Robinson vs West Florida (Oct 15, 2016)
Long Rush	67	Chris Robinson vs Kentucky Wesleyan (Sept. 1 2016)
Pass attempts	37	Tyler Sullivan vs Texas A&M Commerce (Sep 10, 2016)
	37	Tyler Sullivan at West Alabama (Oct 08, 2016)
Pass completions	30	Tyler Sullivan vs Texas A&M Commerce (Sep 10, 2016)
Yards Passing	382	Tyler Sullivan at West Alabama (Oct 08, 2016)
TD Passes	4	Tyler Sullivan at West Alabama (Oct 08, 2016)
Long Pass	76	Tyler Sullivan at West Alabama (Oct 08, 2016)
Receptions	8	Justin McArthur vs Texas A&M Commerce (Sep 10, 2016)
	8	Chris Robinson at West Alabama (Oct 08, 2016)
	8	K'Shun Evans at West Alabama (Oct 08, 2016)
	8	Alex Pina-Rhoden at West Alabama (Oct 08, 2016)
	8	K'Shun Evans vs West Florida (Oct 15, 2016)
Yards Receiving	175	Chris Robinson at West Alabama (Oct 08, 2016)
TD Receptions	2	Chris Robinson at West Alabama (Oct 08, 2016)
	2	Chris Cooley at West Alabama (Oct 08, 2016)
Long Reception	76	Chris Robinson at West Alabama (Oct 08, 2016)
Field Goals	2	Cody Mills at West Georgia (Sep 17, 2016)
	2	Cody Mills vs Shorter Univeristy (Sep 24, 2016)
	2	Cody Mills vs North Alabama (Oct 29, 2016)
Long Field Goal	37	Cody Mills at West Georgia (Sep 17, 2016)
Punts	8	Cody Mills at Valdosta State (Oct 22, 2016)
Punting Avg	66.0	Cody Mills vs Kentucky Wesleyan (Sept. 1 2016)
Long Punt	66	Cody Mills vs Kentucky Wesleyan (Sept. 1 2016)
Punts inside 20	2	Thomas Boone vs Kentucky Wesleyan (Sept. 1 2016)
	2	Cody Mills vs Mississippi College (Sep 29, 2016)
	2	Cody Mills at Valdosta State (Oct 22, 2016)
Long Punt Return	29	Ken Hike Jr. vs Shorter Univeristy (Sep 24, 2016)
Long Kickoff Return	91	LaDarion Peterson at West Alabama (Oct 08, 2016)
Tackles	14	Chandler Ector at West Alabama (Oct 08, 2016)
Sacks	2.5	Erin Brown vs Shorter Univeristy (Sep 24, 2016)
Tackles For Loss	5.5	Erin Brown vs Shorter Univeristy (Sep 24, 2016)
Interceptions	2	Keith Flanigan vs Shorter Univeristy (Sep 24, 2016)
	2	Decory McGee vs Mississippi College (Sep 29, 2016)



Statesmen Football
Delta State Game Superlatives (as of Nov 03, 2016)
All games



TEAM GAME HIGHS

Rushes	58	vs West Florida (Oct 15, 2016)
Yards Rushing	318	vs Mississippi College (Sep 29, 2016)
Yards Per Rush	7.9	vs Mississippi College (Sep 29, 2016)
TD Rushes	7	vs West Florida (Oct 15, 2016)
Pass attempts	52	vs Texas A&M Commerce (Sep 10, 2016)
Pass completions	36	vs Texas A&M Commerce (Sep 10, 2016)
Yards Passing	427	at West Alabama (Oct 08, 2016)
Yards Per Pass	9.3	vs Kentucky Wesleyan (Sept. 1 2016)
TD Passes	4	vs Mississippi College (Sep 29, 2016)
	4	at West Alabama (Oct 08, 2016)
Total Plays	93	vs West Florida (Oct 15, 2016)
Total Offense	593	vs Kentucky Wesleyan (Sept. 1 2016)
Yards Per Play	7.6	vs Kentucky Wesleyan (Sept. 1 2016)
Points	61	vs Mississippi College (Sep 29, 2016)
Sacks By	5	vs Kentucky Wesleyan (Sept. 1 2016)
	5	vs Shorter Univeristy (Sep 24, 2016)
First Downs	29	vs West Florida (Oct 15, 2016)
Penalties	14	at Valdosta State (Oct 22, 2016)
Penalty Yards	149	at Valdosta State (Oct 22, 2016)
Turnovers	5	at West Alabama (Oct 08, 2016)
Interceptions By	3	vs Shorter Univeristy (Sep 24, 2016)
	3	vs Mississippi College (Sep 29, 2016)
Punts	8	at Valdosta State (Oct 22, 2016)
Punting Avg	53.6	vs Kentucky Wesleyan (Sept. 1 2016)
Long Punt	66	vs Kentucky Wesleyan (Sept. 1 2016)
Punts inside 20	3	vs Kentucky Wesleyan (Sept. 1 2016)
Long Punt Return	29	vs Shorter Univeristy (Sep 24, 2016)



Statesmen Football
Delta State Game Superlatives (as of Nov 03, 2016)
All games



OPPONENT INDIVIDUAL GAME HIGHS

Rushes	22	Richard Cooper, vs Texas A&M Commerce (Sep 10, 2016)
Yards Rushing	150	L. Thomas, at West Alabama (Oct 08, 2016)
TD Rushes	3	Austin Grammer, at West Alabama (Oct 08, 2016)
Long Rush	41	Ray Beasley, vs North Alabama (Oct 29, 2016)
Pass attempts	42	K. Nobles, vs West Florida (Oct 15, 2016)
Pass completions	24	K. Nobles, vs West Florida (Oct 15, 2016)
Yards Passing	452	K. Nobles, vs West Florida (Oct 15, 2016)
TD Passes	5	K. Nobles, vs West Florida (Oct 15, 2016)
Long Pass	83	Sharone Wright, vs Mississippi College (Sep 29, 2016)
Receptions	8	Corey Davis, at West Alabama (Oct 08, 2016)
	8	A. Hasic, vs West Florida (Oct 15, 2016)
Yards Receiving	192	Marcel Newson, vs Mississippi College (Sep 29, 2016)
TD Receptions	3	Cole, Keelan, vs Kentucky Wesleyan (Sept. 1 2016)
Long Reception	83	Marcel Newson, vs Mississippi College (Sep 29, 2016)
Field Goals	4	Jordan Bennett, at West Alabama (Oct 08, 2016)
Long Field Goal	42	Jordan Bennett, at West Alabama (Oct 08, 2016)
Punts	9	Westmoreland, E, vs Kentucky Wesleyan (Sept. 1 2016)
Punting Avg	42.0	H. Dominguez, vs Texas A&M Commerce (Sep 10, 2016)
Long Punt	54	David Thompson, vs Shorter Univeristy (Sep 24, 2016)
Punts inside 20	3	Westmoreland, E, vs Kentucky Wesleyan (Sept. 1 2016)
	3	Jordan Ikner, at West Georgia (Sep 17, 2016)
Long Punt Return	72	Gary Simon, at Valdosta State (Oct 22, 2016)
Long Kickoff Return	60	Jaylan Jackson, vs North Alabama (Oct 29, 2016)
Tackles	18	T. Archie, vs West Florida (Oct 15, 2016)
Sacks	2.0	Dylan Donahue, at West Georgia (Sep 17, 2016)
	2.0	Maurice Fason, at Valdosta State (Oct 22, 2016)
Tackles For Loss	3.0	Dylan Donahue, at West Georgia (Sep 17, 2016)
	3.0	Maurice Fason, at Valdosta State (Oct 22, 2016)
Interceptions	1	Hatari Byrd, vs Texas A&M Commerce (Sep 10, 2016)
	1	D.J. White, vs Texas A&M Commerce (Sep 10, 2016)
	1	G. Blubaugh, vs Texas A&M Commerce (Sep 10, 2016)
	1	Jearis Jones, vs Shorter Univeristy (Sep 24, 2016)
	1	Malachi Herron, vs Mississippi College (Sep 29, 2016)
	1	Taderion Myhand, at West Alabama (Oct 08, 2016)
	1	Terry Samuel, at West Alabama (Oct 08, 2016)
	1	Se'quan Steele, at West Alabama (Oct 08, 2016)
	1	T. Hutchinson, at West Alabama (Oct 08, 2016)
	1	L. Taylor, vs West Florida (Oct 15, 2016)
	1	Andre Johnson, at Valdosta State (Oct 22, 2016)
	1	Raymond Palmer, at Valdosta State (Oct 22, 2016)
	1	Johnne Anderson, vs North Alabama (Oct 29, 2016)
	1	Bud Coleman, vs North Alabama (Oct 29, 2016)
	1	Eddrick Harris, vs North Alabama (Oct 29, 2016)



Statesmen Football
Delta State Game Superlatives (as of Nov 03, 2016)
All games



OPPONENT TEAM GAME HIGHS

Rushes	46	vs North Alabama (Oct 29, 2016)
Yards Rushing	277	at West Alabama (Oct 08, 2016)
Yards Per Rush	6.2	at West Alabama (Oct 08, 2016)
TD Rushes	5	at West Alabama (Oct 08, 2016)
Pass attempts	43	vs West Florida (Oct 15, 2016)
Pass completions	24	vs West Florida (Oct 15, 2016)
Yards Passing	452	vs West Florida (Oct 15, 2016)
Yards Per Pass	14.0	vs Texas A&M Commerce (Sep 10, 2016)
TD Passes	5	vs West Florida (Oct 15, 2016)
Total Plays	84	at West Alabama (Oct 08, 2016)
Total Offense	566	at West Alabama (Oct 08, 2016)
Yards Per Play	8.0	vs West Florida (Oct 15, 2016)
Points	56	at Valdosta State (Oct 22, 2016)
Sacks By	5	at West Georgia (Sep 17, 2016)
	5	at Valdosta State (Oct 22, 2016)
First Downs	30	at West Alabama (Oct 08, 2016)
Penalties	13	vs Kentucky Wesleyan (Sept. 1 2016)
	13	vs West Florida (Oct 15, 2016)
Penalty Yards	146	at Valdosta State (Oct 22, 2016)
Turnovers	6	vs Shorter Univeristy (Sep 24, 2016)
Interceptions By	4	at West Alabama (Oct 08, 2016)
Punts	9	vs Kentucky Wesleyan (Sept. 1 2016)
Punting Avg	42.0	vs Texas A&M Commerce (Sep 10, 2016)
Long Punt	54	vs Shorter Univeristy (Sep 24, 2016)
Punts inside 20	3	vs Kentucky Wesleyan (Sept. 1 2016)
	3	at West Georgia (Sep 17, 2016)
Long Punt Return	72	at Valdosta State (Oct 22, 2016)



Statesmen Football
Delta State Red-Zone Results (as of Nov 03, 2016)
All games



Delta State Inside Opponent Red-Zone

Date	Opponent	Score	Times In RZ	Times Scored	Total Pts	Rush TDs	Pass TDs	FGs Made	Failed to score inside RZ						
									FGA	Down	Int	Fumb	Half	Game	
Sept. 1 2016	KENTUCKY WESLEYAN	W 50-29	5	5	30	4	3	1	1	0	0	0	0	0	0
Sep 10, 2016	TEXAS A&M COMMERCE	L 28-40	4	4	28	4	4	0	0	0	0	0	0	0	0
Sep 17, 2016	at West Georgia	L 24-34	4	4	18	2	2	0	2	0	0	0	0	0	0
Sep 24, 2016	SHORTER UNIVERISTY	W 47-7	5	5	27	3	3	0	2	0	0	0	0	0	0
Sep 29, 2016	MISSISSIPPI COLLEGE	W 61-31	7	7	47	7	4	3	0	0	0	0	0	0	0
Oct 08, 2016	at West Alabama	L 42-54	3	3	21	3	1	2	0	0	0	0	0	0	0
Oct 15, 2016	WEST FLORIDA	W 55-51	7	6	41	6	6	0	0	0	0	0	0	1	0
Oct 22, 2016	at Valdosta State	L 27-56	5	3	21	3	3	0	0	1	1	0	0	0	0
Oct 29, 2016	NORTH ALABAMA	L 19-49	4	3	12	1	1	0	2	0	1	0	0	0	0
Totals			44	40	245	33	27	6	7	1	2	0	0	1	0

40 of 44 (90.9%)

Opponents Inside Delta State Red-Zone

Date	Opponent	Score	Times In RZ	Times Scored	Total Pts	Rush TDs	Pass TDs	FGs Made	Failed to score inside RZ						
									FGA	Down	Int	Fumb	Half	Game	
Sept. 1 2016	KENTUCKY WESLEYAN	W 50-29	3	2	14	2	1	1	0	1	0	0	0	0	0
Sep 10, 2016	TEXAS A&M COMMERCE	L 28-40	4	4	27	4	3	1	0	0	0	0	0	0	0
Sep 17, 2016	at West Georgia	L 24-34	2	2	13	2	0	2	0	0	0	0	0	0	0
Sep 24, 2016	SHORTER UNIVERISTY	W 47-7	1	0	0	0	0	0	0	0	0	0	1	0	0
Sep 29, 2016	MISSISSIPPI COLLEGE	W 61-31	5	2	10	1	0	1	1	0	2	0	0	1	0
Oct 08, 2016	at West Alabama	L 42-54	9	8	48	6	5	1	2	1	0	0	0	0	0
Oct 15, 2016	WEST FLORIDA	W 55-51	4	3	17	2	1	1	1	0	0	1	0	0	0
Oct 22, 2016	at Valdosta State	L 27-56	5	5	35	5	3	2	0	0	0	0	0	0	0
Oct 29, 2016	NORTH ALABAMA	L 19-49	6	4	28	4	2	2	0	0	2	0	0	0	0
Totals			39	30	192	26	15	11	4	2	4	1	1	1	0

30 of 39 (76.9%)



Statesmen Football
Delta State By-Quarter Statistics (as of Nov 03, 2016)
All games



3rd-Down Conversions

Date	Opponent	Score	Overall	1st Qtr	2nd Qtr	3rd Qtr	4th Qtr	Overtime
Sept. 1 2016	KENTUCKY WESLEYAN	W 50-29	9-17 52.9	3-4 75.0	4-6 66.7	1-3 33.3	1-4 25.0	
Sep 10, 2016	TEXAS A&M COMMERCE	L 28-40	6-16 37.5	3-5 60.0	1-2 50.0	1-4 25.0	1-5 20.0	
Sep 17, 2016	at West Georgia	L 24-34	5-18 27.8	3-5 60.0	1-5 20.0	0-4 0.0	1-4 25.0	
Sep 24, 2016	SHORTER UNIVERISTY	W 47-7	3-14 21.4	2-5 40.0	1-3 33.3	0-4 0.0	0-2 0.0	
Sep 29, 2016	MISSISSIPPI COLLEGE	W 61-31	4-7 57.1	0-0 0.0	2-3 66.7	0-2 0.0	2-2 100.0	
Oct 08, 2016	at West Alabama	L 42-54	5-15 33.3	1-3 33.3	0-3 0.0	3-5 60.0	1-4 25.0	
Oct 15, 2016	WEST FLORIDA	W 55-51	5-15 33.3	3-5 60.0	2-4 50.0	0-3 0.0	0-3 0.0	
Oct 22, 2016	at Valdosta State	L 27-56	5-18 27.8	0-4 0.0	2-5 40.0	1-4 25.0	2-5 40.0	
Oct 29, 2016	NORTH ALABAMA	L 19-49	6-18 33.3	1-5 20.0	1-4 25.0	4-7 57.1	0-2 0.0	
	Delta State		48-138 34.8	16-36 44.4	14-35 40.0	10-36 27.8	8-31 25.8	0-0 0.0
	Opponents		45-120 37.5	9-27 33.3	16-34 47.1	10-31 32.3	10-28 35.7	0-0 0.0

4th-Down Conversions

Date	Opponent	Score	Overall	1st Qtr	2nd Qtr	3rd Qtr	4th Qtr	Overtime
Sept. 1 2016	KENTUCKY WESLEYAN	W 50-29	0-0 0.0	0-0 0.0	0-0 0.0	0-0 0.0	0-0 0.0	
Sep 10, 2016	TEXAS A&M COMMERCE	L 28-40	2-5 40.0	1-1 100.0	0-0 0.0	0-1 0.0	1-3 33.3	
Sep 17, 2016	at West Georgia	L 24-34	3-6 50.0	0-1 0.0	0-0 0.0	2-3 66.7	1-2 50.0	
Sep 24, 2016	SHORTER UNIVERISTY	W 47-7	4-6 66.7	1-1 100.0	1-2 50.0	0-1 0.0	2-2 100.0	
Sep 29, 2016	MISSISSIPPI COLLEGE	W 61-31	0-0 0.0	0-0 0.0	0-0 0.0	0-0 0.0	0-0 0.0	
Oct 08, 2016	at West Alabama	L 42-54	2-3 66.7	0-0 0.0	0-0 0.0	0-0 0.0	2-3 66.7	
Oct 15, 2016	WEST FLORIDA	W 55-51	4-6 66.7	0-1 0.0	2-2 100.0	0-1 0.0	2-2 100.0	
Oct 22, 2016	at Valdosta State	L 27-56	1-2 50.0	0-0 0.0	0-1 0.0	0-0 0.0	1-1 100.0	
Oct 29, 2016	NORTH ALABAMA	L 19-49	3-4 75.0	1-1 100.0	1-1 100.0	1-2 50.0	0-0 0.0	
	Delta State		19-32 59.4	3-5 60.0	4-6 66.7	3-8 37.5	9-13 69.2	0-0 0.0
	Opponents		6-12 50.0	2-4 50.0	0-0 0.0	2-3 66.7	2-5 40.0	0-0 0.0

Time of Possession

Date	Opponent	Score	Overall	1st Qtr	2nd Qtr	3rd Qtr	4th Qtr	Overtime
Sept. 1 2016	KENTUCKY WESLEYAN	W 50-29	30:30	7:06	9:41	5:10	8:33	
Sep 10, 2016	TEXAS A&M COMMERCE	L 28-40	29:25	7:51	6:38	7:31	7:25	
Sep 17, 2016	at West Georgia	L 24-34	31:23	8:57	8:34	8:10	5:42	
Sep 24, 2016	SHORTER UNIVERISTY	W 47-7	33:06	11:36	9:09	6:11	6:10	
Sep 29, 2016	MISSISSIPPI COLLEGE	W 61-31	27:40	8:44	6:10	6:10	6:36	
Oct 08, 2016	at West Alabama	L 42-54	30:45	7:51	4:29	9:09	9:16	
Oct 15, 2016	WEST FLORIDA	W 55-51	33:51	9:29	10:18	6:34	7:30	
Oct 22, 2016	at Valdosta State	L 27-56	30:04	6:10	8:29	6:51	8:34	
Oct 29, 2016	NORTH ALABAMA	L 19-49	30:41	9:23	7:30	9:29	4:19	
	Delta State	Total	277:25	77:07	70:58	65:15	64:05	0:00
		Avg.	30:49	8:34	7:53	7:15	7:07	0:00
	Opponents	Total	262:35	57:53	64:02	69:45	70:55	0:00
		Avg.	29:10	6:25	7:06	7:45	7:52	0:00



Statesmen Football
Delta State Games Played (as of Nov 03, 2016)
All games



##	PLAYER	GP-GS	KWC	TAMUC	UWG	SU	MC	UWA	UWF	VSU	UNA
12	Ken Hike Jr.	5/1	XXX	XXX	XXX	START	XXX
53	DeQuin Andrews	5/1	XXX	XXX	XXX	XXX	...	START
59	Isaac Bails	3/-	XXX	XXX	XXX
98	Cole Baker	9/9	START	START	START	START	START	START	START	START	START
7	Joreco Beckwith	9/5	XXX	XXX	XXX	START	START	START	START	START	XXX
22	D'Juan Bellaire	9/-	XXX	XXX	XXX	XXX	XXX	XXX	XXX	XXX	XXX
85	A'Darius Benson	1/-	XXX
48	Thomas Boone	7/-	XXX	XXX	...	XXX	XXX	...	XXX	XXX	XXX
43	Javon Bradford	6/-	...	XXX	XXX	XXX	...	XXX	XXX	...	XXX
15	Erin Brown	9/7	XXX	START	XXX	START	START	START	START	START	START
27	Tyrell Brown	7/4	START	START	START	XXX	XXX	XXX	START
16	Jabe Burgess	8/-	XXX	XXX	...	XXX	XXX	XXX	XXX	XXX	XXX
40	Austin Campbell	8/-	XXX	XXX	XXX	XXX	XXX	XXX	XXX	...	XXX
87	Michael Carr	8/-	...	XXX	XXX	XXX	XXX	XXX	XXX	XXX	XXX
84	Marquis Carter	8/1	XXX	...	XXX	XXX	START	XXX	XXX	XXX	XXX
20	Chris Cooley	9/2	START	START	XXX	XXX	XXX	XXX	XXX	XXX	XXX
50	Marquis Coston	5/-	XXX	XXX	XXX	XXX	XXX
31	Wilson Curtis	9/8	START	START	START	START	START	XXX	START	START	START
46	Tyler Daniels	6/-	XXX	...	XXX	XXX	...	XXX	XXX	...	XXX
33	Jamel Dennis	7/3	START	START	START	XXX	XXX	XXX	XXX
52	Chandler Ector	9/9	START	START	START	START	START	START	START	START	START
9	K'Shun Evans	9/8	XXX	START	START	START	START	START	START	START	START
91	Laren Fairley	8/-	...	XXX	XXX	XXX	XXX	XXX	XXX	XXX	XXX
92	Sifi Finau	4/-	XXX	XXX	XXX	XXX
5	Keith Flanigan	9/8	START	START	START	START	START	START	START	START	XXX
24	Timothy Foy	9/-	XXX	XXX	XXX	XXX	XXX	XXX	XXX	XXX	XXX
95	Brandon Gaddy	8/8	START	START	START	...	START	START	START	START	START
81	Benji Galbraith	9/-	XXX	XXX	XXX	XXX	XXX	XXX	XXX	XXX	XXX
90	Demarcus Glover	3/2	START	START	XXX
80	Leon Green	4/-	XXX	XXX	...	XXX	XXX
69	Jackson Hanson	5/-	XXX	...	XXX	XXX	XXX	...	XXX
86	Tyler Harrell	6/-	...	XXX	...	XXX	...	XXX	XXX	XXX	XXX
57	J. Hauenstein	1/-	XXX
74	Thomas Head	2/-	XXX	XXX
34	M. Hickenbottom	2/-	...	XXX	XXX
62	Payton Hollis	3/1	XXX	XXX	START
42	Tyler Hood	2/-	XXX	XXX
26	Nick Houston	8/-	XXX	XXX	XXX	XXX	XXX	XXX	XXX	...	XXX
32	Ryan Hudkins	2/-	XXX	...	XXX
72	R.J. Hulse	9/9	START	START	START	START	START	START	START	START	START
51	Jerad Hunt	2/-	XXX	XXX
35	Jemarcus James	3/2	START	START	...	XXX
29	C.J. Johnson	6/1	XXX	XXX	XXX	XXX	...	START	XXX
63	D. Johnson	9/8	START	START	START	START	START	START	XXX	START	START
30	Daniel Johnson	8/-	XXX	XXX	XXX	XXX	XXX	XXX	XXX	...	XXX
58	Chris Jones	3/-	XXX	XXX	...	XXX
23	Dem. Kendrick	8/6	START	START	START	XXX	XXX	START	START	START	...



Statesmen Football
Delta State Games Played (as of Nov 03, 2016)
All games



##	PLAYER	GP-GS	KWC	TAMUC	UWG	SU	MC	UWA	UWF	VSU	UNA
19	Tyler Kitchings	1/1	START
28	Justin McArthur	9/-	XXX	XXX	XXX	XXX	XXX	XXX	XXX	XXX	XXX
79	D. McClelland	9/9	START	START	START	START	START	START	START	START	START
60	Tionne McCray	1/-	XXX
36	Bryant McDuffie	9/5	XXX	XXX	START	XXX	START	START	XXX	START	START
8	Decory McGee	9/2	XXX	XXX	XXX	XXX	START	XXX	XXX	XXX	START
75	John McNamara	1/-	XXX
21	Cody Mills	9/-	XXX	XXX	XXX	XXX	XXX	XXX	XXX	XXX	XXX
89	Kevin Muzzi	1/-	XXX
1	Kam Myers	3/2	START	START	XXX	...
4	Casey Osborne	2/2	START	START
6	LaD. Peterson	9/1	XXX	XXX	XXX	XXX	XXX	XXX	XXX	START	XXX
11	Lat. Peterson	8/2	START	...	START	XXX	XXX	XXX	XXX	XXX	XXX
38	Chris Pickett	7/-	...	XXX	XXX	...	XXX	XXX	XXX	XXX	XXX
10	A. Pina-Rhoden	7/6	START	...	START	...	START	XXX	START	START	START
17	Josh Pinkston	7/-	XXX	XXX	XXX	XXX	XXX	XXX	XXX
13	De'Quan Reddick	9/-	XXX	XXX	XXX	XXX	XXX	XXX	XXX	XXX	XXX
64	Dakota Roberts	2/-	XXX	XXX
77	George Roberts	9/9	START	START	START	START	START	START	START	START	START
2	Chris Robinson	9/9	START	START	START	START	START	START	START	START	START
37	John Robinson	2/-	XXX	XXX
55	Eric Sadler	2/-	XXX	XXX
56	Zane Samuel	6/-	XXX	...	XXX	XXX	XXX	XXX	XXX
45	Shawn Sanks	8/5	XXX	XXX	START	START	XXX	START	START	...	START
83	V. Sciorrotta	1/-	XXX
71	Jesse Smithson	9/9	START	START	START	START	START	START	START	START	START
96	M. Stallworth	7/-	XXX	XXX	XXX	XXX	XXX	XXX	XXX
18	Tyler Sullivan	9/9	START	START	START	START	START	START	START	START	START
39	Keijne Thomas	5/-	XXX	XXX	...	XXX	XXX	...	XXX
44	Landry Tullo	9/6	XXX	XXX	XXX	START	START	START	START	START	START
76	Innis Claud V	1/-	XXX
41	James Walter	1/-	XXX
14	Collin Willis	1/-	XXX
25	Devontae Wilson	9/1	XXX	XXX	XXX	XXX	XXX	XXX	XXX	XXX	START
3	Romelo Wilson	9/9	START	START	START	START	START	START	START	START	START
54	Jaterrian Wren	9/5	XXX	XXX	XXX	START	START	START	START	START	XXX



Statesmen Football
Delta State Total Tackles Game-by-Game (as of Nov 03, 2016)
All games



Total Tackles	UA-A	Total	KWC	TAMUC	UWG	SU	MC	UWA	UWF	VSU	UNA
Chandler Ector	29-32	61	2-2	1-5	3-2	-	6-4	5-9	0-7	6-1	6-2
Landry Tullo	30-28	58	-	2-2	3-3	2-6	5-6	2-8	4-1	7-2	5-0
Cole Baker	18-20	38	1-3	3-2	1-0	1-3	2-2	1-4	2-5	3-0	4-1
Keith Flanigan	16-22	38	2-3	2-1	2-1	1-4	4-6	2-4	0-1	0-1	3-1
Erin Brown	21-17	38	2-1	1-2	1-2	5-3	2-1	1-6	1-0	4-1	4-1
Wilson Curtis	22-12	34	2-0	2-1	5-2	2-2	0-4	1-0	1-1	6-1	3-1
De'Quan Reddick	22-11	33	4-1	6-2	4-1	1-0	5-5	1-0	0-2	1-0	-
Devontae Wilson	22-9	31	-	-	3-2	0-1	1-0	2-1	7-2	5-1	4-2
Joreco Beckwith	15-9	24	-	0-2	3-2	5-1	-	6-3	0-1	1-0	-
Tyrell Brown	14-10	24	1-0	1-0	1-0	DNP	DNP	1-0	1-4	1-3	8-3
Jaterrian Wren	9-15	24	1-4	1-5	1-1	2-2	1-1	2-1	-	1-0	0-1
Jamel Dennis	11-12	23	3-5	4-2	0-1	2-0	1-2	1-1	0-1	DNP	DNP
Brandon Gaddy	9-11	20	1-2	3-1	1-2	DNP	-	0-2	2-3	2-1	-
Lat. Peterson	9-11	20	1-2	DNP	-	2-4	1-3	1-0	4-1	0-1	-
Romelo Wilson	15-4	19	1-0	1-1	2-0	1-1	1-0	4-1	1-1	1-0	3-0
Decory McGee	12-6	18	-	-	1-0	-	2-1	3-0	2-4	4-1	-
Ken Hike Jr.	12-4	16	1-1	4-1	2-1	1-0	4-1	DNP	DNP	DNP	DNP
Daniel Johnson	9-7	16	1-0	2-1	1-0	1-1	1-0	0-2	2-3	DNP	1-0
Chris Pickett	12-2	14	DNP	-	-	DNP	3-0	3-0	1-1	3-0	2-1
M. Stallworth	8-2	10	DNP	DNP	1-0	1-0	-	2-1	0-1	2-0	2-0
Nick Houston	2-8	10	-	0-2	1-2	-	0-3	-	0-1	DNP	1-0
Javon Bradford	4-4	8	DNP	-	1-1	-	DNP	-	0-2	DNP	3-1
Demarcus Glover	1-6	7	DNP	DNP	-	1-3	0-3	DNP	DNP	DNP	DNP
Keijne Thomas	2-5	7	0-2	2-1	DNP	0-1	DNP	DNP	-	DNP	0-1
C.J. Johnson	3-4	7	2-1	-	0-1	0-1	DNP	1-1	DNP	DNP	-
Dem. Kendrick	6-0	6	3-0	1-0	-	1-0	1-0	-	-	-	DNP
Eric Sadler	2-4	6	1-4	1-0	DNP	DNP	DNP	DNP	DNP	DNP	DNP
Zane Samuel	3-2	5	-	DNP	-	1-0	1-0	1-2	-	DNP	DNP
DeQuin Andrews	3-1	4	-	1-0	-	DNP	DNP	DNP	0-1	DNP	2-0
Laren Fairley	3-1	4	DNP	1-0	-	0-1	-	-	-	1-0	1-0
Chris Cooley	0-3	3	-	-	-	-	-	-	0-1	0-1	0-1
Ryan Hudkins	0-3	3	DNP	DNP	DNP	DNP	DNP	DNP	0-3	DNP	-
A. Pina-Rhoden	2-0	2	-	DNP	-	DNP	-	-	-	1-0	1-0
Jerad Hunt	1-1	2	DNP	DNP	DNP	1-0	0-1	DNP	DNP	DNP	DNP
Cody Mills	2-0	2	-	-	-	-	-	-	-	-	2-0
Chris Robinson	2-0	2	-	-	-	-	-	2-0	-	-	-
Marquis Coston	2-0	2	-	DNP	DNP	1-0	DNP	DNP	-	1-0	-
Tyler Daniels	1-0	1	-	DNP	-	-	DNP	1-0	-	DNP	-
Tyler Hood	1-0	1	-	1-0	DNP	DNP	DNP	DNP	DNP	DNP	DNP
Sifi Finau	0-1	1	-	-	-	0-1	DNP	DNP	DNP	DNP	DNP
R.J. Hulse	1-0	1	-	-	-	-	-	-	-	-	1-0
Thomas Head	0-1	1	-	DNP	DNP	DNP	DNP	DNP	DNP	DNP	0-1
Timothy Foy	1-0	1	-	-	-	-	-	-	-	-	1-0
D. McClelland	1-0	1	-	1-0	-	-	-	-	-	-	-



Statesmen Football
Delta State Passing Game-by-Game (as of Nov 03, 2016)
All games



#18 Tyler Sullivan	Comp	Att	Int	Pct	Yards	TD	Long	Sacked	Effic
Kentucky Wesleyan	12	18	0	66.7	242	3	69	0-0	234.60
Texas A&M Commerce	30	37	3	81.1	221	0	25	0-0	115.04
West Georgia	20	34	0	58.8	163	0	38	5-22	99.09
Shorter Univeristy	25	33	0	75.8	240	1	38	1-13	146.85
Mississippi College	14	22	1	63.6	151	3	22	0-0	157.20
West Alabama	27	37	3	73.0	382	4	76	1-11	179.16
West Florida	21	30	1	70.0	251	1	57	1-7	144.61
Valdosta State	14	24	1	58.3	166	1	54	3-24	121.85
North Alabama	11	17	2	64.7	91	1	24	1-2	105.55
TOTALS	174	252	11	69.0	1907	14	76	12-79	142.22

#16 Jabe Burgess	Comp	Att	Int	Pct	Yards	TD	Long	Sacked	Effic
Kentucky Wesleyan	11	20	0	55.0	110	0	22	0-0	101.20
Texas A&M Commerce	6	15	0	40.0	54	0	18	1-8	70.24
Shorter Univeristy	6	7	1	85.7	72	0	35	2-12	143.54
Mississippi College	2	3	0	66.7	25	1	15	0-0	246.67
West Alabama	4	11	1	36.4	45	0	15	0-0	52.55
West Florida	4	5	0	80.0	28	0	13	0-0	127.04
Valdosta State	12	20	1	60.0	173	0	49	2-28	122.66
North Alabama	7	10	1	70.0	69	0	25	1-6	107.96
TOTALS	52	91	4	57.1	576	1	49	6-54	105.15

#14 Collin Willis	Comp	Att	Int	Pct	Yards	TD	Long	Sacked	Effic
North Alabama	1	1	0	100.0	46	0	46	0-0	486.40
TOTALS	1	1	0	100.0	46	0	46	0-0	486.40

#21 Cody Mills	Comp	Att	Int	Pct	Yards	TD	Long	Sacked	Effic
West Georgia	1	1	0	100.0	45	0	45	0-0	478.00
TOTALS	1	1	0	100.0	45	0	45	0-0	478.00



Statesmen Football
Delta State Return Stats Game-by-Game (as of Nov 03, 2016)
All games



PUNT RETURNS	No-Yds	KWC	TAMUC	UWG	SU	MC	UWA	UWF	VSU	UNA
Ken Hike Jr.	3-72	-	-	-	3-72	-	DNP	DNP	DNP	DNP
Kam Myers	4-40	3-36	1-4	DNP	DNP	DNP	DNP	DNP	-	DNP
Zane Samuel	2-40	-	DNP	1-29	-	1-11	-	-	DNP	DNP
Justin McArthur	1-19	-	-	-	-	-	-	1-19	-	-
Michael Carr	2-16	DNP	-	-	-	-	-	-	-	2-16
Timothy Foy	1-0	-	-	-	1-0	-	-	-	-	-

KICK RETURNS	No-Yds	KWC	TAMUC	UWG	SU	MC	UWA	UWF	VSU	UNA
LaD. Peterson	27-764	-	-	-	1-33	5-106	7-245	3-86	5-126	6-168
Kam Myers	7-177	1-54	6-123	DNP	DNP	DNP	DNP	DNP	-	DNP
Justin McArthur	4-83	-	-	3-62	-	-	-	-	1-21	-
Ken Hike Jr.	3-61	-	-	3-61	-	-	DNP	DNP	DNP	DNP
Chris Cooley	3-26	-	-	-	-	-	-	2-25	-	1-1
Timothy Foy	3-15	-	-	-	-	-	-	2-15	1-0	-
Bryant McDuffie	2-14	1-5	-	-	-	-	-	-	1-9	-
Shawn Sanks	1-8	1-8	-	-	-	-	-	-	DNP	-

INT. RETURNS	No-Yds	KWC	TAMUC	UWG	SU	MC	UWA	UWF	VSU	UNA
Decory McGee	3-101	-	-	-	-	2-101	-	1-0	-	-
Romelo Wilson	2-80	1-0	-	-	1-80	-	-	-	-	-
Keith Flanigan	2-0	-	-	-	2-0	-	-	-	-	-
Landry Tullo	1-5	-	-	-	-	1-5	-	-	-	-
Wilson Curtis	1-2	-	-	1-2	-	-	-	-	-	-
Joreco Beckwith	1-10	-	-	-	-	-	1-10	-	-	-

FUMBLE RETURNS	No-Yds	KWC	TAMUC	UWG	SU	MC	UWA	UWF	VSU	UNA
Brandon Gaddy	1-20	-	-	-	DNP	-	-	1-20	-	-



Statesmen Football
Delta State Tackle For Loss Game-by-Game (as of Nov 03, 2016)
All games



TACKLES FOR LOSS	UA-A	Total	KWC	TAMUC	UWG	SU	MC	UWA	UWF	VSU	UNA
Erin Brown	13-3	14.5	1.0-5	1.0-2	-	5.5-19	2.0-11	-	-	1.0-2	4.0-8
Cole Baker	6-6	9.0	1.0-9	1.5-3	-	2.0-3	1.5-1	1.0-1	-	1.0-6	1.0-1
Landry Tullo	8-2	9.0	-	-	-	3.0-4	2.0-5	-	1.0-9	1.0-4	2.0-5
Chandler Ector	6-1	6.5	-	-	-	-	1.5-3	1.0-2	-	2.0-3	2.0-5
Lat. Peterson	5-2	6.0	-	DNP	-	2.0-16	-	1.0-1	3.0-16	-	-
Wilson Curtis	3-1	3.5	-	-	1.0-2	-	0.5-0	-	-	2.0-6	-
Jamel Dennis	3-1	3.5	2.5-7	1.0-1	-	-	-	-	-	DNP	DNP
Jaterrian Wren	2-3	3.5	1.5-8	1.5-2	-	0.5-1	-	-	-	-	-
Eric Sadler	2-2	3.0	2.0-7	1.0-1	DNP	DNP	DNP	DNP	DNP	DNP	DNP
Tyrell Brown	2-1	2.5	-	-	-	DNP	DNP	-	-	0.5-1	2.0-3
Romelo Wilson	2-1	2.5	-	-	-	0.5-2	1.0-2	-	-	-	1.0-5
Keith Flanigan	1-2	2.0	-	-	-	0.5-2	1.5-3	-	-	-	-
Brandon Gaddy	2-0	2.0	-	1.0-1	-	DNP	-	-	-	1.0-11	-
Devontae Wilson	1-2	2.0	-	-	-	0.5-2	-	1.0-3	-	0.5-1	-
Demarcus Glover	0-3	1.5	DNP	DNP	-	0.5-1	1.0-3	DNP	DNP	DNP	DNP
M. Stallworth	1-0	1.0	DNP	DNP	-	-	-	-	-	-	1.0-1
Javon Bradford	1-0	1.0	DNP	-	1.0-2	-	DNP	-	-	DNP	-
Nick Houston	0-1	0.5	-	0.5-1	-	-	-	-	-	DNP	-
Daniel Johnson	0-1	0.5	-	-	-	0.5-2	-	-	-	DNP	-



Statesmen Football
Delta State Fumbles Game-by-Game (as of Nov 03, 2016)
All games



FUMBLES	No-Lost	KWC	TAMUC	UWG	SU	MC	UWA	UWF	VSU	UNA
Tyler Sullivan	2-1	-	-	-	-	-	1-1	1-0	-	-
Collin Willis	1-1	DNP	DNP	DNP	DNP	DNP	DNP	DNP	DNP	1-1
Jabe Burgess	1-0	-	-	DNP	1-0	-	-	-	-	-
Kam Myers	1-0	1-0	-	DNP	DNP	DNP	DNP	DNP	-	DNP
D'Juan Bellaire	1-0	-	-	-	-	-	-	-	1-0	-
Chris Robinson	1-0	-	1-0	-	-	-	-	-	-	-
Casey Osborne	1-1	1-1	-	DNP	DNP	DNP	DNP	DNP	DNP	DNP

FUMBLES FORCED	Number	KWC	TAMUC	UWG	SU	MC	UWA	UWF	VSU	UNA
Erin Brown	2	-	-	-	2	-	-	-	-	-
Lat. Peterson	1	-	DNP	-	-	-	-	1	-	-
Wilson Curtis	1	-	-	-	-	-	-	-	1	-
Jamel Dennis	1	-	1	-	-	-	-	-	DNP	DNP
Landry Tullo	1	-	-	-	-	-	-	1	-	-

FUMBLES RECOVERED	Number	KWC	TAMUC	UWG	SU	MC	UWA	UWF	VSU	UNA
Devontae Wilson	1	-	-	-	-	-	-	1	-	-
Erin Brown	1	-	-	-	-	-	-	-	1	-
Decory McGee	1	-	-	-	-	1	-	-	-	-
Cole Baker	1	-	-	-	1	-	-	-	-	-
Brandon Gaddy	1	-	-	-	DNP	-	-	1	-	-
Keith Flanigan	1	-	-	-	1	-	-	-	-	-
Austin Campbell	1	-	-	-	1	-	-	-	DNP	-