



# DELTA STATE UNIVERSITY STATESMEN BASEBALL GAME NOTES

Matt Jones, Assistant Athletic Director for External Affairs • Office: (662) 846-4284 • Cell: (662) 719-9160

Email: matt@deltastate.edu • Twitter: @DSUStatesmen • Facebook: Facebook.com/DSUStatesmen • Web: www.GoStatesmen.com

## SCHEDULE & RESULTS

DATE	OPPONENT	TIME/RESULTS
2/10/2012	@ University of Montevallo	W, 24-3
2/11/2012	@ University of Montevallo	W, 17-10
2/12/2012	@ University of Montevallo	W, 20-4
2/18/2012	Lynn University	W, 4-2
2/18/2012	Lynn University	W, 5-4
2/21/2012	Mississippi Valley State University	W, 11-2
2/24/2012	Florida Southern College!	W, 16-1
2/25/2012	University of Tampa!	L, 2-1
2/26/2012	Barry University!	W, 4-3
3/3/2012	@ University of Alabama in Huntsville*	L, 4-3
3/3/2012	@ University of Alabama in Huntsville*	W, 9-3
3/4/2012	@ University of Alabama in Huntsville*	W, 5-1
3/10/2012	Abilene Christian University	W, 9-4
3/10/2012	Abilene Christian University	L, 6-3
3/11/2012	Abilene Christian University	W, 7-6
3/13/2012	Lake Erie College	W, 16-0
3/14/2012	Lake Erie College	W, 12-6
3/17/2012	University of West Alabama*	L, 12-1
3/17/2012	University of West Alabama*	W, 6-5
3/18/2012	University of West Alabama*	L, 9-4
3/20/2012	Quachita Baptist University	W, 13-3
3/24/2012	Valdosta State University*	L, 5-1
3/24/2012	Valdosta State University*	L, 13-8
3/25/2012	Valdosta State University*	W, 10-5
3/28/2012	@ Southern Arkansas University	L, 4-3
3/31/2012	@ University of West Florida*	W, 8-1
3/31/2012	@ University of West Florida*	W, 8-2
4/1/2012	@ University of West Florida*	W, 9-3
4/4/2012	University of Arkansas at Monticello	W, 13-3
4/6/2012	@ University of North Alabama*	W, 9-4
4/6/2012	@ University of North Alabama*	W, 9-7
4/7/2012	@ University of North Alabama*	L, 4-1
4/10/2012	@ Mississippi Valley State University	L, 2-0
4/11/2012	@ University of Arkansas at Monticello	W, 11-3
4/14/2012	University of New Orleans	W, 3-2
4/14/2012	University of New Orleans	W, 4-0
4/15/2012	University of New Orleans	L, 7-0
4/18/2012	Southern Arkansas University	W, 5-3
4/21/2012	@ Christian Brothers University*	W, 9-3
4/21/2012	@ Christian Brothers University*	W, 4-0
4/22/2012	@ Christian Brothers University*	W, 18-2
4/24/2012	@ Henderson State University	W, 7-3
4/25/2012	@ Henderson State University	W, 15-5
4/28/2012	University of West Georgia*	W, 12-2
4/28/2012	University of West Georgia*	W, 3-1
4/29/2012	University of West Georgia*	W, 7-4

## GULF SOUTH CONFERENCE TOURNAMENT

ROME, GA.

5/4/2012	Christian Brothers University	W, 5-4
5/5/2012	Valdosta State	W, 11-2
5/6/2012	University of Alabama in Huntsville	L, 8-4
5/7/2012	University of West Florida	W, 7-4
5/8/2012	University of North Alabama	W, 4-0
5/8/2012	University of Alabama in Huntsville	W, 14-8

## NCAA SOUTH REGION TOURNAMENT

TAMPA, FLA.

5/17/2012	North Alabama	W, 2-0
5/18/2012	Alabama-Huntsville	L, 6-5
5/19/2012	West Florida	W, 11-3
5/20/2012	Nova Southeastern	W, 8-5
5/20/2012	Alabama-Huntsville	W, 7-6 (10)
5/21/2012	Stillman (Game 1)	W, 5-2
5/21/2012	Stillman (Game 2)	W, 10-7

## NCAA COLLEGE WORLD SERIES

CARY, N.C.

5/26-6/2/2012	NCAA College World Series	TBA
---------------	---------------------------	-----

\* - GSC Games / Home games in **BOLD** / ! - at Valdosta, Ga.

## NCAA SOUTH REGION TOURNAMENT



No. 2 **DELTA STATE STATESMEN** (46-13, GSC & South Region Champions)

Head Coach: Mike Kinnison (Delta State, 1978)

Record at DSU: 700-214-1 (16th season) Career Record: 700-214-1 (16th season)

AT



## NCAA DIVISION II COLLEGE WORLD SERIES

May 26-June 2, 2012  
Cary, N.C. | USA Baseball



## SIDEBARS, STREAKS, & STORYLINES

- The No. 2 ranked **Statesmen** (46-13) of **Delta State University** are making their Gulf South Conference-record **11th NCAA DII College World Series** appearance this week at the **USA National Training Complex in Cary, N.C.** DSU boasts GSC records for NCAA wins (82), regional championships (11), College World Series appearances (11) and College World Series victories (23).
- Delta State** opens play versus No. 1 ranked **St. Mary's University-Texas** (48-9) in **Bracket Two on Sunday, May 27** in game four of the **CWS**. Game time is set for 5 p.m. EST/4 p.m. CST and the game will be broadcast on the Statesmen Sports Network. The DII College World Series begins on Saturday, May 26 with a pair of opening round games in Bracket 1. At 1 p.m., Atlantic Region champion West Chester (42-10) squares off with West Region champion Chico State (40-17). Game two features Minnesota State-Mankato (48-10), champions of the Central Region, versus East Region champion Southern New Hampshire University (42-13) at 5 p.m.
- Bracket two will pit Southeast Region title holder Catawba College (43-15) against Midwest champion University of Indianapolis (46-14) in game three at 1 p.m. The winner/loser of game three faces the winner/loser of the game four on Tuesday, May 28 with the winners meeting at 7 p.m. and the losers at 3 p.m.
- DSU has played seven games all-time, posting a **5-2** record, against the seven teams comprising the NCAA DII College World Series Field. The Statesmen are **11-2** in postseason play this season, including an **8-0** mark in elimination games.
- In the **NCAA's** only **eight** team regional, the Statesmen had to battle its way through the Loser's Bracket in order to claim the **South Region** title. DSU opened the regional with a closely contested 2-0 victory over North Alabama, but once again fell to Alabama-Huntsville 6-5 in the winner's bracket on day two. The Statesmen then put together an improbable run to the South Region title, claiming five straight elimination game victories, including two over undefeated Stillman College, 5-2 and 10-7, on Championship Monday. DSU's Brent Langston was named the Most Outstanding Player of the South Regional.
- Statesmen skipper **Mike Kinnison** is in his 16th season as head coach of the Statesmen. Over his 15+ seasons, the Mississippi Sports Hall of Famer has compiled an enviable **700-214-1** record with five GSC championships, five NCAA DII College World Series appearances, and the 2004 NCAA DII National Championship. He claimed his 700th career win in the South Region title game, a 10-7 victory over Stillman College on May 21.
- Delta State** has posted an impressive **42-12** record versus Division II opponents this season, including a mark of **32-9** versus South Region foes. That experience will be needed against a deep and talented **CWS** field.
- The Statesmen had four players named to the **American Baseball Coaches Association/Rawlings All-South Region Team**, led by First Team selections Jon Carnahan (C) and Michael Vinson (OF). DSU placed pitchers Josh Branstetter (SP) and Colton Mitchell (SP) on the Second Team.
- Senior catcher Jon Carnahan, who has played all season without committing an error, and sophomore centerfielder Jordan Chovanec, who has committed just one, were named to the **ABCA/Rawlings All-South Region Gold Glove Team**.








## DELTA STATE PROBABLE STARTING LINEUP

PLAYER	CL.-EXP.	B/T	AVG.	H	2B	3B	HR	RBI
C - Jon Carnahan	Sr.-1L	R/R	.342	69	15	-	4	46
1B - Brent Langston	So.-1L	R/R	.288	57	11	-	4	36
2B - Tyler Aldridge	Jr.-TR	R/R	.307	59	11	-	-	19
3B - Brent Kakwitsch	Sr.-1L	R/R	.318	68	19	1	1	40
SS - Jonathan Andrews or Josh Crowdus	So.-RS/Jr.-TR	R/R	.336/.286	37/18	3/1	1/1	-	27/14
LF - Michael Vinson	Jr.-2L	L/L	.352	70	14	3	5	47
CF - Jordan Chovanec	So.-1L	L/L	.350	71	11	2	3	27
RF - Sam Kidd	Jr.-TR	S/L	.308	70	8	2	4	50
DH - Ben Kingsley	Jr.-TR	R/R	.321	70	14	1	3	46

## STATESMEN PITCHING ROTATION

PITCHER	CL.-EXP.	W-L	ERA	IP	H	R	ER	SO/BB
GM 1 - Josh Branstetter (rhp)	Jr.-2L	7-3	2.79	116.0	101	48	36	96/20
GM 2 - Colton Mitchell (lhp)	Jr.-TR	8-1	3.05	94.1	77	42	32	85/40
GM 3 - Aaron Newcomb (rhp)	Sr.-TR	10-3	3.33	97.1	92	44	36	85/24

# STATESMEN BASEBALL WEEKLY MEDIA PLANNER

27	Sun	28	Mon	29	Tue	30	Wed	31	Thur	1	Fri	2	Sat
St. Mary's	5 p.m. EST	No Game/Practice	TBD	Game 2	1 or 5 p.m.	Games TBD		Games TBD		Games TBD		Games TBD	
													

## ATHLETIC COMMUNICATIONS STAFF      ATHLETIC COMMUNICATIONS POLICIES

**Matt Jones, Assistant AD/External Affairs\***  
 Email: [matt@deltastate.edu](mailto:matt@deltastate.edu)  
 Office Phone: 662.846.4284  
 Cell Phone: 662.719.9160

**Jim Ervin, Assistant Director**  
 Email: [jervin@deltastate.edu](mailto:jervin@deltastate.edu)  
 Office Phone: 662.846.4594  
 Cell Phone: 662.721.5949

**Herb Brooks, Assistant**  
 Email: [hbrooks@deltastate.edu](mailto:hbrooks@deltastate.edu)  
 Office Phone: 662.846.4285  
 Cell Phone: 251.282.8375

**J.T. Webb, Assistant**  
 Email: [jwebb@deltastate.edu](mailto:jwebb@deltastate.edu)  
 Office Phone: 662.846.4285  
 Cell Phone: 662.719.9167

**Benjamin Dishong, Assistant**  
 Email: [bdishong@deltastate.edu](mailto:bdishong@deltastate.edu)  
 Office Phone: 662.846.4285  
 Cell Phone: 240.882.7640

**Eric Gallo, Assistant\***  
 Email: [egallo@deltastate.edu](mailto:egallo@deltastate.edu)  
 Office Phone: 662.846.4285  
 Cell Phone: 520-591-4523

**Clayton Coffman, Coordinator of Multimedia**  
 Email: [ccoffman@deltastate.edu](mailto:ccoffman@deltastate.edu)  
 Office Phone: 662.846.4285  
 Cell Phone: 904.254.6862

\*denotes Statesmen Baseball contacts

**Student Assistants**  
 Jeffrey Dotson 662.846.4285  
 Christopher Chambers 662.846.4285

**Mailing Address**

DSU Box A3 • Cleveland, Miss. • 38733

**Shipping Address**

DSU Athletic Communications  
 1417 Maple Street • Chadwick-Dickson  
 Cleveland, Miss. • 38733

**ATHLETIC COMMUNICATIONS**

The Delta State University Athletic Communications Office is located on the second floor of the Billy Dorgan, Jr. Student Performance Center adjacent to the Chadwick-Dickson Athletic Field House. The office is open Monday through Friday from 8 a.m. until 5 p.m. and on game day as time requires. The AC Office may be reached by calling (662) 846-4284 or 846-4285. You can also e-mail as well at [matt@deltastate.edu](mailto:matt@deltastate.edu).

**WEEKLY MEDIA LUNCHEON**

Each Monday during the season Delta State University hosts a media luncheon at Western Sizzlin', located on Highway 61 South in Cleveland. Members of the media should pick up a plate and make their way to the reserved section of the restaurant. Coach Mike Kinnison will open the media portion of the event at 1 p.m. Statesmen players are available upon request. To request players each week, please contact the Office of Athletic Communications.

**WEEKLY MEDIA SERVICES**

The Athletic Communications Office produces a weekly release featuring game notes, updated statistics and other pertinent information on the Statesmen baseball program. To access this release, please log on to [www.gostatesmen.com](http://www.gostatesmen.com) and click on baseball. Each week's release will be located on the right side of the web page. The PDF formatted document is posted every Monday by noon.

**PLAYER INTERVIEWS**

Media members must adhere to the following guidelines regarding Statesmen player interviews: (1) All player interviews must be coordinated through the Athletic Communications Office; (2) Players are available for interviews, either at the Dorgan Center or via telephone prior to practice (generally 1:30-4:00 p.m.) and following the completion of practice; (3) Please give at least 24 hours notice; (4) No interviews will be allowed prior to kickoff on gameday.

**COACHES INTERVIEWS**

Head coach Mike Kinnison and his staff are also available for interviews weekday mornings between 10 a.m. and noon in their offices. Members of the staff will also conduct interviews after the conclusion of practice each day. Please contact the Athletic Communications Office to schedule an interview outside of this time. No interviews will be granted before a game.

**PRESS CREDENTIALS**

Requests for credentials for working press, photographers, television and radio should be made to Matt Jones, Director of Athletic Communications. Credentials will be available at the Media Will Call gate located on the south side of the Ferriss Field Baseball Complex. Credentials should be requested at least seven days in advance of the game. No credentials will be mailed. If there is a special circumstance regarding one or more of the games, please contact the Athletic Communications Office.

**RADIO AND TELEVISION**

Radio stations planning to originate a broadcast(s) from Ferriss Field should contact the Director of Athletic Communications at least one week prior to the planned broadcast. Courtesy lines are provided for the official station of the opposing school. Any other line needed will require assistance from DSU Telecommunications.

**TELEPHONES**

There will be several working media telephone lines located in Ferriss Field Pressbox for credit card or collect calls. Should you need additional phone services, please contact DSU Telecommunications at (662) 846-4030.

**PRACTICE**

The Delta State University Statesmen have two facilities in which they practice. Practice begins everyday at 1:30 p.m. with team meetings and actual workouts beginning at 3 p.m. on either Ferriss Field or Bryce Griffis Indoor Practice Facility. Practices are open to the media and general public. For more information on practice times, please contact the DSU Athletic Communications Office.

**PARKING**

A limited number of media parking spaces are available at Ferriss Field. The spaces are passed out on a first come, first serve basis. It is suggested that parking passes be requested with the initial media credential request. Should special circumstances arise, please contact Matt Jones as soon as possible.

**WE'RE NOT THE FIGHTING OKRA**

Despite some rowdy student objections, athletic programs at Delta State University do not use the student-chosen sub-mascot, Fighting Okra. The Fighting Okra, the most vicious of all vegetables, was created by a band of students at DSU in the late 1980's and early 1990's. While some on campus embrace the scary veggie, DSU Athletics does not. Our programs have always been, and will continue to be the Statesmen and Lady Statesmen. If you have a problem with that, take it up with the vegetable in the corner with boxing gloves.

**DELTA STATE MEDIA SPONSOR - OKRA EXPRESS POSTAL & COPY CENTER**

Delta State University Athletic Communications is sponsored by Okra Express Postal & Copy Center. Okra Express provides complete postal and print solutions at affordable prices to the Delta State University campus and greater Cleveland community. For more information, please visit Okra Express inside the Nowell Student Union today!



2012 DELTA STATE UNIVERSITY STATESMEN BASEBALL NUMERICAL ROSTER

#	FULL NAME	POS.	HT.	WT.	CLASS	BATS	THROWS	HOMETOWN	HIGH SCHOOL	PREVIOUS SCHOOL
3	Jordan Chovanec	OF	5-9	161	R-So.	Left	Left	Inez, Texas	Industrial HS	
4	Bobby Bryan	P	5-10	160	Jr.	Left	Left	Crossett, Ark.		East Central (Miss.) CC
5	Josh Crowdus	SS	5-10	175	Jr.	Both	Right	Houma, La.		Baton Rouge (La.) CC
6	Jonathan Andrews	INF	5-10	155	So.	Right	Right	Germantown, Tenn.	Evangelical Christian School	
8	Morris Grant	OF	6-0	177	Jr.	Right	Right	Terry, Miss.		Hinds (Miss.) CC
9	Marc McMillian	INF	5-11	185	Rf.	Right	Right	Mendenhall, Miss.	Simpson Academy	
10	Justin Badon	INF	5-11	175	So.	Right	Right	Summit, Miss.	North Pike HS	
13	Ricky Winters	P	6-1	158	R-So.	Right	Right	Bartlett, Tenn.	Bolton HS	
14	Tyler Aldridge	2B/3B	5-10	184	Jr.	Right	Right	Steens, Miss.		East Mississippi CC
16	Matt Barrett	C	6-4	200	Fr.	Right	Right	Nashville, Tenn.	John Overton HS	
17	Sam Kidd	OF	6-3	190	Jr.	Both	Right	Hartford, Ky.		University of Kentucky
19	Colton Mitchell	P	6-0	190	Jr.	Left	Left	Lake, Miss.		East Central (Miss.) CC
24	Jordan Moore	P	6-3	214	R-Jr.	Right	Right	Calhoun City, Miss.	Calhoun City	
25	James Hudelson	P	6-4	210	Sr.	Right	Right	Columbia, Mo.		University of Missouri
26	Drew Milligan	P	6-6	190	Fr.	Left	Left	Olive Branch, Miss.	Center Hill HS	
28	Brent Kakwitsch	3B/SS	6-2	205	Sr.	Right	Right	Green Bay, Wisc.	West De Pere	Madison College (Wisc.)
29	Ben Kingsley	OF	6-1	200	Jr.	Right	Right	Mantachie, Miss.	Mooreville HS	Meridian (Miss.) CC
30	Chad Fortenberry	C	5-10	235	Jr.	Right	Right	Pearl River, La.		Delgado (La.) CC
31	Cullen Babin	P	5-11	185	Jr.	Right	Right	Houma, La.		Hinds (Miss.) CC
32	Trevor Blocker	P	6-0	195	Fr.	Right	Right	Crystal Springs, Miss.	Copiah Academy	
34	Josh Branstetter	P	5-11	186	Jr.	Right	Right	Pensacola, Fla.	Pine Forest HS	
35	Brandon Hardin	P	6-1	200	Sr.	Right	Right	Pinckneyville, Ill.		Kaskaskia (Ill.) CC
36	Jon Carnahan	C	6-3	225	Sr.	Right	Right	Port Neches, Texas	Port Neches-Groves HS	Marion Military (Ala.) CC
37	Brent Langston	1B	6-2	240	So.	Right	Right	Southaven, Miss.	Desoto Central HS	
38	Garrett Pickens	P	6-1	170	Sr.	Right	Right	Yazoo City, Miss.	Manchester Academy	Mississippi Delta CC
39	Aaron Newcomb	P	6-3	195	Sr.	Right	Right	Centralia, Ill.	Centralia	Olney Central (Ill.) CC
40	Hunter Twitty	OF	6-0	180	Rf.	Right	Right	Ridgeland, Miss.	Ridgeland HS	
41	Michael Vinson	1B	6-2	205	Jr.	Left	Right	Southaven, Miss.	Desoto Central HS	
42	Jared Bond	P	6-0	240	Jr.	Right	Right	Denham Springs, La.		Pearl River (Miss.) CC
43	Kris Koerper	1B	6-4	245	Jr.	Left	Left	Las Cruces, N.M.		El Paso (TX) CC
RS	Austin McClain	OF/2B	5-9	185	Fr.	Right	Right	Cordova, Tenn.	Christian Brothers HS	
RS	Josh Vanderburg	C	5-8	175	Fr.	Right	Right	Olive Branch, Miss.	Marshall Academy	
RS	Rooks Patterson	P	6-3	235	Fr.	Right	Right	Frisco, Texas	Frisco Liberty HS	
RS	Michael Martin	OF	6-0	217	Fr.	Right	Right	Jackson, Miss.	Jackson Academy	

COACHING & SUPPORT STAFF

Mike Kinnison	Head Coach
Rodney Batts	Assistant Coach
Stephen Waggener	Assistant Coach
Eric Ebers	Graduate Assistant
Cade Hoggard	Graduate Assistant
Justin Phillips	Graduate Assistant
Sam Wichaël, ATC	Athletic Trainer
Dave Triplett	Student Manager



NCAA National Champions  
2004

NCAA Regional Champions

1977 • 1978 • 1982 • 1994 • 1996 • 2000 • 2002 • 2004 • 2005 • 2012

Gulf South Conference Champions

1978 • 1979 • 1985 • 1988 • 1991 • 1994 • 1996 • 2000 • 2003  
2004 • 2008 • 2012

FAST FACTS		GENERAL		HISTORY	
Name of School	Delta State University	First Year of Baseball	1933	All-time Statesmen Baseball Record	1,777-880-11
City/Zip	Cleveland, MS 38733	All-time Record in Gulf South Conference Play	1,393-570	Gulf South Conference Championships	12
Founded	1924	NCAA Tournament Appearances	27	NCAA Region Championships	11
Enrollment	4,324	College World Series Appearances	11	NCAA Division II Championships	One • 2004
Nickname	Statesmen	<b>COACHING STAFF</b>			
School Colors	Forest Green & White				
Home Field	Dave "Boo" Ferriss Field	Head Coach	Mike Kinnison	Alma Mater/Year	Delta State/1978
Capacity	1,750	Record at DSU/Years	700-214-1/16th	Career Collegiate Record	700-214-1 (.765)
Surface	Natural Grass	Baseball Office Phone	(662) 846-4291	Best Time To Reach	Mornings (9-11 a.m.)
Ferriss Field	Dementions	Assistant Coach	Rodney Batts	Alma Mater/Year	Delta State/1996
Left	330'	Assistant Coach	Stephen Waggener	Alma Mater/Year	West Alabama/2004
Left Center	355'	Graduate Assistants	Eric Ebers, Cade Hoggard and Justin Phillips		
Center Field	400'				
Right Center	355'				
Right	330'				
Affiliation	NCAA Division II				
Conference	Gulf South				
President	Dr. John M. Hilpert				
Athletic Director	Jeremy McClain				
Athletic Department Phone	(662) 846-4300				
Ticket Office Phone	(662) 846-4290				

# GULF SOUTH CONFERENCE STANDINGS (As of 5.23.12)

TEAM	CONFERENCE			OVERALL			HOME	AWAY	NEUTRAL	STREAK
	W-L	PCT.		W-L	PCT.					
<b>DELTA STATE *#1(1)</b>	<b>17-7</b>	<b>0.708</b>		<b>46-13</b>	<b>0.780</b>		<b>17-6</b>	<b>16-4</b>	<b>13-3</b>	<b>WS</b>
North Alabama *#23 (4)	15-9	0.625		39-18	0.684		28-6	8-8	3-4	L3
Alabama-Huntsville *(3)	15-9	0.625		33-24	0.579		16-8	12-12	5-4	L2
West Alabama (2)	15-9	0.625		28-22	0.560		19-6	9-14	0-2	L2
Valdosta State (5)	14-9	0.609		27-19	0.587		14-8	12-9	1-2	L2
West Florida *(6)	11-11	0.500		35-19	0.648		20-7	12-7	3-5	L1
West Georgia (7)	9-13	0.409		23-25	0.479		16-13	6-10	1-2	L2
New Orleans x	6-17	0.261		17-27	0.386		7-13	10-14	0-0	W3
Christian Brothers (8)	3-21	0.125		11-37	0.229		9-18	2-17	0-2	L10

## COLLEGE WORLD SERIES BRACKET & NATIONAL RANKINGS BREAKDOWN (As of May 23, 2012)

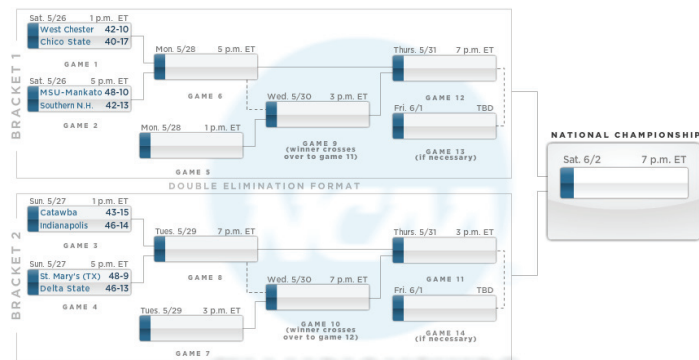


### COLLEGIATE BASEBALL WRITER'S

1. Tampa, Fla. [6]	38-8	293	2
2. St. Mary's Texas [4]	41-8	286	1
3. Tusculum, Tenn. [1]	46-8	273	4
4. Central Missouri [1]	41-7	259	6
5. Minnesota State	39-9	237	5
6. Seton Hill, Pa.	42-8	232	7
7. Mount Olive, N.C.	42-8	230	3
8. Western Oregon	34-9	207	8
9. Grand Valley State, Mich.	37-13	196	10
<b>10. DELTA STATE</b>	<b>37-12</b>	<b>175</b>	<b>9</b>
11. St. Cloud State, Minn.	42-10	163	18
12. Angelo State, Texas	37-14	156	12
13. West Chester, Pa.	38-10	144	13
14. Franklin Pierce, N.H.	33-15-1	135	15
15. Colorado Mesa	38-12	108	11
16. Lynn, Fla.	34-13	97	-
17. Chico State, Calif.	36-14	95	25
18. Indianapolis, Ind.	37-13	88	-
19. Armstrong Atlantic, Ga.	36-13	87	17
20. St. Edwards, Texas	35-11	81	22
21. LeMoyne, N.Y.	35-12-1	64	-
22. North Alabama	38-15	60	21
23. Cal Baptist	38-12	52	16
24. Francis Marion, S.C.	34-14	35	23
25. Missouri S&T	31-12	27	19

### COLLEGIATE BASEBALL NEWSPAPER

1. St. Mary's (TX)	48-9	480	3
<b>2. DELTA STATE</b>	<b>46-13</b>	<b>464</b>	<b>9</b>
3. Minn. St.-Mankato	48-10	448	8
4. Catawba	43-15	432	21
5. Central Missouri	48-9	406	5
6. Francis Marion	40-18	388	6
7. Tampa	38-10	382	1
8. Tusculum	48-10	358	2
9. Mount Olive	44-10	342	4
West Chester	42-10	342	13
11. Indianapolis	46-14	336	15
12. Cal. St. Chico	40-17	294	RV
13. Armstrong Atlantic	41-16	288	7
14. Southern New Hampshire	42-13	280	22
15. St. Cloud St.	48-14	270	10
16. LeMoyne	43-15-1	232	16
17. Western Oregon	40-11	212	11
18. Lynn	35-15	200	12
19. Kutztown	37-19	188	30
20. S.C. Aiken	37-18	178	16
21. Seton Hill	46-11	166	18
22. St. Edwards	37-16	146	RV
23. Nova Southeastern	35-15	126	28
24. Rockhurst	35-19	98	RV
25. Lander	38-20	86	20
26. Southern Arkansas	37-17	64	29
27. Franklin Pierce	38-19-1	50	25
28. Grand Valley St.	43-16	44	19
29. North Alabama	39-18	26	23
30. West Florida	35-19	20	24
New Mexico Highlands	41-16	20	RV
Angelo St.	40-17	20	14
Mercyhurst	39-17	20	RV



**RECEIVING VOTES:** Lynn 30; Missouri S&T 23; LeMoyne 22; UC San Diego 20; Chico State 10; Texas A&M Kingsville 10; USC Aiken 10; West Florida 10; New Mexico Highlands 4; Wayne State (Mich.) 2.

**RECEIVING VOTES:** Colorado Mesa (12), Dixie St. (6), Texas A&M-Kingsville (6), Georgia College (6), N.C. Pembroke (6), U.C. San Diego (6), Florida Southern (4), St. Edwards (1), S.E. Oklahoma (1), Missouri Western (1), Stillman (1), Valdosta (1), Shippensburg (1), N. Kentucky (1), Wayne St., MI (1), Missouri-St. Louis (1), Missouri S&T (1), Wayne St., NE (1).

## NCAA SOUTH REGION POLL (May 7, 2012)

RANKING/TEAM	DII RECORD	IN-REGION
1 Tampa	32-8	20-7
<b>2 Delta State</b>	<b>30-11</b>	<b>27-10</b>
3 Lynn	30-11	23-7
<b>T-4 North Alabama</b>	<b>34-12</b>	<b>23-10</b>
<b>T-4 West Florida</b>	<b>31-13</b>	<b>26-13</b>
6 Nova Southeastern	28-8	21-7
<b>7 Alabama-Huntsville</b>	<b>26-19</b>	<b>25-18</b>
8 Florida Tech	26-19	23-17
<b>9 Valdosta State</b>	<b>23-16</b>	<b>21-15</b>
<b>10 West Alabama</b>	<b>23-20</b>	<b>20-18</b>





# Mike KINNISON

HC

Head Coach • 16th Year • Benton, Mississippi • Delta State University, 1978

**CAREER NOTES**

- Recorded a 700-214-1 career record as head coach of the Statesmen; Ranks No. 1 in NCAA among active coaches in winning percentage
- Directed Delta State to five Gulf South Conference championships in 2000, 2003, 2004, 2008 & 2012; Also recorded 11 West Division titles
- Led the Statesmen to the 2004 NCAA Division II National Championship and a 54-11 overall record
- Statesmen have made five NCAA Division II College World Series appearances during his tenure as head coach, including this season
- Coached two American Baseball Coaches Association National Players of the Year - Dee Haynes (OF) and Jud Thigpen (OF)
- Named an All-American at shortstop while playing for the legendary Dave "Boo" Ferriss at Delta State University (1977-1978)
- As a player, Kinnison helped guide the Statesmen to College World Series appearances in 1977 and 1978
- Kinnison was inducted into the Mississippi Sports Hall of Fame in May of 2011

**KINNISON YEAR-BY-YEAR AT DSU**

YEAR	SCHOOL	OVERALL	PCT.	GSC	PCT.	TITLES
2012	Delta State University	46-13	.780	17-7	.708	GSC / NCAA South Region
2011	Delta State University	30-19	.634	14-6	.733	None
2010	Delta State University	34-16-1	.667	13-7	.650	None
2009	Delta State University	38-16	.703	18-3	.857	GSC West Division
2008	Delta State University	48-11	.814	17-1	.944	GSC Champions
2007	Delta State University	45-16	.737	16-5	.761	None
2006	Delta State University	37-17	.685	20-4	.833	GSC West Division
2005	Delta State University	52-10	.838	19-4	.826	GSC West/NCAA SC
2004	Delta State University	54-11	.830	19-3	.863	NCAA/GSC Champions
2003	Delta State University	52-10	.838	28-4	.875	GSC Champions
2002	Delta State University	50-8	.862	20-2	.909	GSC West/NCAA SC
2001	Delta State University	50-11	.819	19-2	.904	GSC West Division
2000	Delta State University	48-12	.800	13-3	.812	GSC Champions
1999	Delta State University	41-12	.773	11-3	.785	GSC West Division
1998	Delta State University	39-12	.764	12-4	.750	GSC West Division
1997	Delta State University	36-20	.720	12-4	.750	GSC Champions
<b>TOTALS</b>		<b>700-214-1</b>	<b>.765</b>	<b>269-65</b>	<b>.805</b>	<b>ONE NCAA/ FIVE GSC</b>

Mike Kinnison is in his 16th season as head coach of one of the most storied programs in collegiate baseball. In taking over the program in 1997, Kinnison was following in the shadow of Coach Dave "Boo" Ferriss and Dave Marchant. However, Kinnison has casted a mighty shadow himself.

On March 20, 2011, Coach Kinnison tied his former coach and mentor Dave "Boo" Ferriss for the school's career wins mark at 639. In 26 seasons, Ferriss compiled a 639-387-8 record as head coach of the Statesmen. Kinnison accomplished the feat in 15 seasons as skipper.

In 2010, it was announced that Kinnison was an inductee for the Mississippi Sports Hall of Fame and on July 31, 2011, Kinnison joined the Hall of Fame with the class of 2011. Receiving the highest honor an athlete or coach can receive in Mississippi, Kinnison is a legend still hard at work.

Since 1997, Kinnison has accomplished an unbelievable career record of 700-214-1 (.765). He averages 44 wins per season as head coach. His all-time career record, including high school, is an astounding 992-297-1 (.768).

In 2004, he earned the ABCA "National Coach of the Year" award after leading the Statesmen to the program's first-ever NCAA Division II National Championship. He has also been named the Gulf South Coach of the Year six times and appropriately named "Coach of the Decade" by the GSC in 2010.

In his 16 seasons as head coach, Kinnison has guided the Statesmen to the 2004 NCAA National title, five College World Series appearances (2001, 2002, 2004, 2005 & 2012), 10 NCAA South Regional appearances (1999-2005, 2007, 2008 & 2012), 11 GSC Western Division titles (1997-2005, 2007-2008), five NCAA South/South Central Regional championships and five Gulf South Conference titles.

Following after their coach, the Statesmen continue to achieve high honors themselves as 12 were placed on the GSC's All-Decade Team. This included the talented Jud Thigpen who was awarded West Division Player of the Decade.

Kinnison has also coached two American Baseball Coaches Association National Players of the Year, as Dee Haynes (2000) and Jud Thigpen (2004) earned the honor.

Before taking over the reigns as head coach, Kinnison served as an assistant coach for three seasons under Bill Marchant. Kinnison was an important component to the 1994 and 1996 teams, who accomplished trips to the Gulf South Conference Championships and the College World Series.

In his three years as an assistant, the Statesmen compiled an impressive 138-36 (.793) record.

The Benton native was a standout shortstop for Coach Dave "Boo" Ferriss from 1977-1978. Kinnison garnered ABCA Second Team All-American honors during the 1978 season. In that same year, he batted .343 with 25 doubles and 56 RBI's in leading the Statesmen to a second place finish at the NCAA College World Series. Kinnison currently holds the single season record for doubles (25-tied) and previously held the record for most games played (62) in a season.

Before returning to his alma mater, Kinnison was an accomplished high school coach in Mississippi. He coached at Lee Academy (1979-81), Jackson Prep (1982-92) and Madison Central (1993). He claimed three Mississippi Private School Association State Championships at Jackson Prep in 1982, 1990 and 1991. During his prep head-coaching career, Kinnison achieved an overall record of 292-83 (.779).

Kinnison earned his Bachelor's degree in Mathematics Education in 1977 from Delta State University. He later earned a Master's degree in Mathematics Education from DSU in 1978. The accomplished mathematician served as an instructor at DSU for many years.

Kinnison is married to the former Cindy Colbert of Grenada. They are the proud parents of Mary Claire and Kate, both graduates of Delta State University. The Kinnison's reside in Cleveland.



## DELTA STATE RECORD WHEN...

### OVERALL

Total	46-13
Conference	17-7
Non-Conf	29-6
Home	17-6
Away	16-4
Neutral	13-3
Day	37-9
Night	9-4
vs Left	13-5
vs Right	33-8

### SCORING

1-Run games	7-4
2-Run games	5-1
5+Run games	24-4
Extra inns	3-2
Shutouts	5-2
Scoring 0-2 runs	1-6
Scoring 3-5 runs	12-6
Scoring 6-9 runs	15-1
Scoring 10+ runs	18-0
Opponent 0-2 runs	17-2
Opponent 3-5 runs	22-4
Opponent 6-9 runs	6-5
Opponent 10+ runs	1-2
Scored in 1st inning	23-3
Scores first	35-5
Opp. scores first	11-8

### LEADING/TRAILING

After 6 leading	39-2
After 6 trailing	1-8
After 6 tied	6-3
After 7 leading	30-1
After 7 trailing	1-9
After 7 tied	4-1
After 8 leading	28-0
After 8 trailing	2-9
After 8 tied	3-2

### HOME RUNS

Hit 0 home runs	32-10
Hit 1 home run	9-3
Hit 2+ home runs	5-0
Opponent 0 home runs	38-6
Opponent 1 home run	6-5
Opponent 2+ HRs	2-2

### ERRORS

Made 0 errors	13-5
Made 1 error	18-2
Made 2+ errors	15-6
Opp. made 0 errors	8-5
Opp. made 1 error	10-4
Opp. made 2+ errors	28-4

### HIT/OUT-HIT

Out-hit opponent	42-3
Out-hit by opponent	1-9
Hits are tied	3-1

### STATESMEN MAKING 11th NCAA CWS APPEARANCE

The Statesmen are making, a Gulf South Conference record, 11th appearance in the NCAA DII College World Series May 26-June 2 at the USA Baseball Training Complex in Cary, N.C. The Statesmen, who are 86-53 all-time in NCAA postseason play, hold GSC records for NCAA postseason victories (86), appearances (27), region titles (11), College World Series appearances (11) and CWS victories (23).

DSU is making its first appearance at the NCAA DII CWS since the 2005 campaign. In 2004, DSU claimed the NCAA National Championship with a 12-8 victory over Grand Valley State at Patterson Field in Montgomery, Ala.

The Statesmen (46-13) of Delta State University, champions of the NCAA South Region, will face the Rattlers (48-9) of St. Mary's University (Texas) in game four of the Division II College World Series Sunday, May 27. Game time is set for 5 p.m. EST/4 p.m. CST at the USA Baseball National Training Complex in Cary, N.C. All DSU games at the CWS will be broadcast on the Statesmen Sports Network.

The DII College World Series begins on Saturday, May 26 with a pair of opening round games in Bracket 1. At 1 p.m., Atlantic Region champion West Chester (42-10) squares off with West Region champion Chico State (40-17). Game two features Minnesota State-Mankato (48-10), champions of the Central Region, versus East Region champion Southern New Hampshire University (42-13) at 5 p.m.

Bracket One's winner's bracket matchup will take place at 5 p.m. on Monday, May 27 with the losers squaring off at 1 p.m.

Bracket two will pit Southeast Region title holder Catawba College (43-15) against Midwest champion University of Indianapolis (46-14) in game three at 1 p.m. The winner/loser of game three faces the winner/loser of the game four on Tuesday, May 28 with the winners meeting at 7 p.m. and the losers at 3 p.m.

### DELTA STATE'S REGIONAL CHAMPIONSHIPS

1968	20-11-1
1977	41-17
1978	43-19
1982	41-19
1994	45-13
1996	53-8
2001	50-11
2002	50-8
<b>2004</b>	<b>54-11/NATIONAL CHAMPIONS</b>
2005	52-10
<b>2012</b>	<b>46-13</b>

### REGIONAL CHAMPIONSHIPS UNDER KINNISON

2001	50-11
2002	50-8
<b>2004</b>	<b>54-11/NATIONAL CHAMPIONS</b>
2005	52-10
<b>2012</b>	<b>46-13</b>

### DELTA STATE VERSUS THE FIELD

The Statesmen, who are making their 27th NCAA postseason appearance all-time, have a combined record of 5-2 against the field, including an 0-1 mark against St. Mary's (TX). DSU was eliminated by the Rattlers 17-4, the eventual national champions at the 2001 CWS in Montgomery, Ala., at Patterson Field.

### PARTICIPANT

PARTICIPANT	ALL-TIME RECORD AGAINST
California State-Chico (West)	1-1
St. Mary's-Texas (South Central)	0-1
Indianapolis (Midwest)	3-0
West Chester (Atlantic)	0-0
Southern New Hampshire (East)	0-0
Minnesota State-Mankato (Central)	1-0
Catawba (Southeast)	0-0

### DSU IN THE NCAA TOURNAMENT RECORD BOOK

The Statesmen boast four NCAA Championship Tournament records. Individually, Mark Broome's six hits versus Southern Arkansas on May 16, 2004 is tied for most hits in a game with Valdosta State's Mike Jones (1985). Two Statesmen, Mark Graham (1981) and Jud Thigpen (2004), are tied for most RBIs in a game with nine.

Lastly, DSU holds one team record, RBIs in a game. On May 15, 1981 versus Indianapolis, Delta State batted in a record 27 runs.

### SOUTH REGION RECAP

In the NCAA's only eight team regional, the Statesmen of Delta State University entered the South Region Tournament as the contest's No. 2 seed. Top-seed University of Tampa served as the host.

DSU opened the regional with a closely contested 2-0 victory over North Alabama, but once again fell to Alabama-Huntsville 6-5 in the winner's bracket on day two.

The Statesmen then put together an improbable run to the South Region title, claiming five straight elimination game victories, including two over undefeated Stillman College, 5-2 and 10-7, on Championship Monday.

DSU's Brent Langston was named the Most Outstanding Player of the South Regional. Joining Langston on the NCAA All-South Region Tournament Team are catcher Jon Carnahan, left fielder Michael Vinson, designated hitter Ben Kingsley, starting pitcher Josh Branstetter.

### OPPONENT

OPPONENT	SCORE
(7) North Alabama	W, 2-0
(4) Alabama-Huntsville	L, 6-5
(6) West Florida	W, 11-3
(5) Nova Southeastern	W, 8-5
(4) Alabama-Huntsville	W, 7-6 (10)
(8) Stillman	W, 5-2
(8) Stillman	W, 10-7

## INNING-BY-INNING SCORING SUMMARY

TEAM	1	2	3	4	5	6	7	8	9	10	EX	TOTALS
Delta State Univ.	61	45	64	38	74	63	30	36	46	3	-	460
Opponents	21	13	17	24	32	41	46	20	14	4	-	232

**STATESMEN CLINCH 12th GULF SOUTH CONFERENCE TITLE**

The Statesmen added to their record for GSC Championship last week when they defeated Alabama-Huntsville 14-8 for the 12th title in program history at State Mutual Stadium in Rome, Ga.

DSU opened the tournament with a 5-4 victory over Christian Brothers and an 11-2 win over Valdosta State.

The Statesmen fell in the Winner's Bracket final 8-4 to Alabama-Huntsville before rallying with back-to-back wins over West Florida (7-4) and No. 27 North Alabama (4-0) to gain a rematch with UAH.

In the GSC title tilt, the Statesmen tied the GSC record for hits in a tournament game with 24 en route to the convincing 14-8 victory over the Chargers of the University of Alabama in Huntsville.

DSU's Jon Carnahan was named GSC Tournament MVP, while Rickey Winters (P), Josh Branstetter (P), Michael Vinson (OF) and Ben Kingsley (DH) were named to the All-Tournament Team.

**STATESMEN RANK NO.1 ALL-TIME IN WINS IN GSC**

Delta State University baseball holds the distinction of owning the most conference titles (12) in Gulf South Conference history. DSU also holds the honor of being the all-time winningest program in league history with 1,777 victories. Since 1933, the Statesmen are 1,777-879-11.

**ABCA/RAWLINGS HONORS FIVE STATESMEN & KINNISON**

The ABCA and Rawlings have announced their 2012 All-South Region teams. The ABCA and Rawlings honored five Statesmen for their play in the 2012 season and DSU head coach Mike Kinnison was named the region Coach of the Year.

Delta State placed senior catcher Jon Carnahan and junior left fielder Michael Vinson on the First Team, while senior pitcher Aaron Newcomb and junior pitcher Josh Branstetter were Second Team selections.

The ABCA and Rawlings also named their South Region Gold Glove teams with two Statesmen being honored, including Carnahan behind the plate and Jordan Chovanec in centerfield.

**NINE STATESMEN NAMED TO ALL-GSC TEAMS**

After a successful season, the Statesmen placed nine players on the All-GSC teams. Three players made the First Team. Sophomore outfielder Jordan Chovanec, senior pitcher Aaron Newcomb and junior pitcher Colton Mitchell were named First Team All-GSC.

Senior catcher Jon Carnahan, senior third baseman Brent Kakwitsch, junior outfielder Sam Kidd, junior outfielder Michael Vinson, junior pitcher Josh Branstetter, and senior pitcher Brandon Hardin were all named to the All-GSC Second Team.

**50 HITS/40 RBIS CLUB**

The Statesmen offense boasts five players in the 50 hits/40 RBIs Club, led by do-it-all RF Sam Kidd, who leads DSU with 50 RBIs and 70 hits. LF Michael Vinson (70H/47 RBIs), DH Ben Kingsley (70H/46 RBIs), 3B Brent Kakwitsch (68H/40 RBIs) and catcher Jon Carnahan (69H/46 RBIs). Sophomore 1B Brent Langston is close to joining the club with 57 hits and 36 RBIs.

**DELTA'S IRON MAN**

Senior catcher Jon Carnahan has proved that he has endurance behind the plate by starting 49 of the 56 total games the Statesmen have played this season. What is even more impressive is that Carnahan caught 64 consecutive innings in the NCAA DII South Region tournament in Tampa, Fla., including a 10 inning affair against Alabama-Huntsville on May 20.

**ON THE BRINK OF...**

The Statesmen like living on the edge by taking the hard route to winning the Gulf South Conference Championship and also emerging as the NCAA DII South Regional champions; the green-and-white sport an 8-0 record in elimination games this post-season.

**STATESMEN PITCHERS LEADING WAY FOR DSU**

The Delta State pitching staff has been incredible this season, leading the Statesmen to a 46-13 overall record, the program's 12th Gulf South Conference Championship and last week the NCAA South Region title.

The Statesmen boast the lowest team ERA in the GSC with 3.14 while holding opposing batters to a mere .240 average from the plate.

The Statesmen have also allowed the fewest earned runs (177), allowed the second fewest walks (154) and have the most strikeouts (460). The Statesmen pitching staff is also averaging 8.98 strikeouts per nine innings and allowing just 2.64 walks per game.

**THEY HAD FOUR HORSEMEN, WE HAVE FIVE**

Delta State's pitching staff features one of the deepest rotations in the nation with five starters claiming at least four wins this season. Aaron Newcomb (10-3/3.33 ERA) leads the team in wins, while Josh Branstetter (7-3/2.79 ERA) features the lowest ERA and most strikeouts (96) amongst weekend starters. Colton Mitchell (8-1/3.05 ERA) is a lefty that has caused opponents major headaches all season.

Jordan Moore (7-1, 3.45 ERA), who claimed the win in the GSC title game, and Rickey Winters (4-0/2.30 ERA) also give the Statesmen a big boost as midweek starters.

**THE GENERAL IS IN COMMAND**

Brandon Hardin has been rock solid in relief this season, as he leads the Statesmen with a 1.11 ERA in 22 appearances. The senior from Pinckneyville, Ill., has picked up seven saves on the season, which ties him for third in DSU single season history, with 35 strikeouts in 32.1 innings pitched.

Hardin has been a reliable arm out of the bullpen for the Statesmen in the postseason, with a 2-0 record and three saves in six appearances. During postseason play, Hardin has six strikeouts in 9.0 innings pitched while giving up one run.

**BRANSTETTER CHASING SEASON MARKS**

Junior right-hander Josh Branstetter (7-3, 2.79 ERA), who has won his last four starts and earned a save, has moved into third place in a season for innings pitched with 116. Bubba Dixon set the record of 144.1 innings pitched in 1994.

Branstetter also has 96 strikeouts and needs just five K's in his next start to break into the season top five. He has also tossed 18.1 scoreless postseason innings before giving up two runs versus UAH.

**STEALING AT WILL**

Redshirt sophomore and All-GSC center fielder Jordan Chovanec has swiped bases at will this season, totaling 26 steals in 34 attempts. The 26 steals are good for sixth in DSU single season history.

Sam Kidd and Ben Kingsley are also in double figures this season in steals. Kidd has stolen 18-of-20 this season, while Kingsley is a perfect 14-of-14. Tyler Aldridge is just outside the 10 steals club with eight.

**MITCHELL RACKING UP POSTSEASON HONORS**

Junior pitcher Colton Mitchell has put together a stellar season on the mound for the Statesmen, and Mitchell has been getting recognition for his performance. In addition to being named First Team All-GSC, Mitchell has been named a finalist for the Ferriss Trophy and a semi-finalist for the Tino Martinez Award. The Ferriss Trophy is awarded each year to the top collegiate baseball player in the state of Mississippi. The Tino Martinez Award is given out to the top player in NCAA Div. II.

Mitchell has a near spotless 8-1 record on the season with a 3.05 ERA. One of those eight victories was the first perfect game in Statesmen history, a 4-0 victory over New Orleans back on April 14, 2012. He also pitched 21.1 consecutive scoreless innings this season.

**SEEING DOUBLES IN POSTSEASON**

The Statesmen have connected on 29 doubles in the post-season, including five each by Brent Kakwitsch (3B) and Brent Langston (1B). Ben Kingsley (DH), Jon Carnahan (C) and Tyler Aldridge (2B) all have four doubles as well.

**STATESMEN OFFENSE CLICKING IN POSTSEASON**

In 13 postseason games, the Statesmen have started producing at a near-record pace at the plate. In 46 regular season games, DSU batted .312, but when the lights came on in the postseason that average swelled to .343 at the conclusion of the NCAA South Region Tournament.

**STATESMEN BULLPEN SLAMS DOOR**

Led by closer Brandon Hardin, the Statesmen bullpen has been just as effective as the starting rotation this season. DSU's bullpen is 12-5 this season with a 3.54 ERA and 10 saves.

Hardin (5-4/1.11 ERA/7 saves) is just one of six pitchers coach Mike Kinnison routinely calls out of the pen. Rickey Winters (4-0/2.30 ERA), James Hudelson (1-0/3.44 ERA/1 save), Jordan Moore (7-1/3.45 ERA), Jared Bond (1-0/3.68 ERA), Drew Milligan (2-0/2.31 ERA) and Cullen Babin (1-1/6.98 ERA) all appear regularly for the Statesmen.

**AFTER SIX IT'S ALL GREEN & WHITE**

The Statesmen have an outstanding 39-2 record when leading after six innings this season. DSU is an even better 28-0 when leading after eight innings.

**RACE TO THE SIXTH**

Delta State's offense has put up a league-leading 460 runs this season with 74 coming in the fifth inning. In fact, DSU has outscored the opposition 282-107 through the first five.

**ADDITIONAL NEEDS...**

Please log on to [www.GoStatesmen.com](http://www.GoStatesmen.com) and click on the Baseball tab for additional resources on the Statesmen.

## DELTA STATE GAME HIGHS

### BATTING

At bats:	52	at Univ. of Montevallo (Feb 10, 2012)
Runs scored:	24	at Univ. of Montevallo (Feb 10, 2012)
Hits:	26	at Univ. of Montevallo (Feb 10, 2012)
RBI's:	22	at Univ. of Montevallo (Feb 10, 2012)
Doubles:	8	at Univ. of Montevallo (Feb 12, 2012)
	8	at Christian Brothers (Apr 22, 2012)
Triples:	2	at Univ. of Montevallo (Feb 11, 2012)
Home runs:	4	vs Florida Southern (Feb 24, 2012 at Valdosta, Ga.)
	4	at Christian Brothers (Apr 21, 2012)
Total bases:	37	at Univ. of Montevallo (Feb 12, 2012)
Walks:	10	vs Valdosta State (May 05, 2012 at Rome, GA)
Strikeouts:	12	at Southern Arkansas (Mar 28, 2012)
Sac hits:	2	vs New Orleans (Apr 14, 2012)
	2	vs Stillman (May 21, 2012 at Tampa, FL)
Sac flies:	2	(4 games)
Stolen bases:	5	vs Lake Erie (Mar 14, 2012)
	5	vs West Georgia (Apr 28, 2012)
Hit by pitch:	8	vs Miss. Valley State (Feb 21, 2012)
Caught stealing:	2	(5 games)
Runners LOB:	14	at Univ. of Montevallo (Feb 12, 2012)
Hit into DP:	4	at Christian Brothers (Apr 21, 2012)

### FIELDING

Putouts:	35	at Southern Arkansas (Mar 28, 2012)
Assists:	17	vs West Florida (May 19, 2012 at Tampa, Fla.)
Errors:	5	vs Valdosta State (Mar 24, 2012)
	5	vs Alabama-Huntsville (May 08, 2012 at Rome, GA)
Passed balls:	2	vs Alabama-Huntsville (May 18, 2012 at Tampa, Fla.)
DPs turned:	2	(7 games)

### PITCHING

Innings pitched:	11.2	at Southern Arkansas (Mar 28, 2012)
Runs allowed:	13	vs Valdosta State (Mar 24, 2012)
Earned runs:	9	vs West Alabama (Mar 18, 2012)
Walks allowed:	6	at North Alabama (Apr 06, 2012)
	6	vs Nova Southeastern (May 20, 2012 at Tampa, Fla.)
Strikeouts:	14	at Henderson State (Apr 25, 2012)
Hits allowed:	14	vs West Alabama (Mar 18, 2012)
Doubles allowed:	4	vs West Alabama (Mar 18, 2012)
Triples allowed:	1	(7 games)
Homers allowed:	2	(4 games)
Wild pitches:	2	vs Valdosta State (Mar 24, 2012)
Hit batters:	4	at Southern Arkansas (Mar 28, 2012)

## STATESMAN INDIVIDUAL GAME HIGHS

### BATTING

At bats:	7	Michael Vinson at Univ. of Montevallo (Feb 11, 2012)
Runs scored:	5	Sam Kidd at Univ. of Montevallo (Feb 10, 2012)
Hits:	5	Jonathan Andrews at West Florida (Mar 31, 2012)
RBI's:	6	Jon Carnahan at Univ. of Montevallo (Feb 10, 2012)
	6	Michael Vinson at Univ. of Montevallo (Feb 11, 2012)
Doubles:	2	(10 games)
Triples:	1	(11 games)
Home runs:	2	Sam Kidd vs Florida Southern (Feb 24, 2012 at Valdosta, Ga.)
	2	Michael Vinson at Christian Brothers (Apr 21, 2012)
	2	Jon Carnahan vs West Georgia (Apr 28, 2012)
Total bases:	8	Sam Kidd vs Florida Southern (Feb 24, 2012 at Valdosta, Ga.)
	8	Michael Vinson at Christian Brothers (Apr 21, 2012)
	8	Jon Carnahan vs West Georgia (Apr 28, 2012)
Walks:	3	(4 games)
Strikeouts:	3	(5 games)
Sac hits:	2	Jonathan Andrews vs New Orleans (Apr 14, 2012)
Sac flies:	1	(26 games)
Stolen bases:	3	Jordan Chovanec at Henderson State (Apr 24, 2012)
Hit by pitch:	2	(6 games)
Caught stealing:	1	(25 games)
Runners LOB:	7	Michael Vinson vs Stillman (May 21, 2012 at Tampa, FL)

### FIELDING

Putouts:	14	Brent Langston at West Florida (Apr 1, 2012)
Assists:	9	Jonathan Andrews vs West Florida (May 19, 2012 at Tampa, Fla.)
Errors:	4	Tyler Aldridge vs Valdosta State (Mar 25, 2012)
Passed balls:	2	Jon Carnahan vs Alabama-Huntsville (May 18, 2012 at Tampa, Fla.)

### PITCHING

Innings pitched:	9.0	(6 games)
Runs allowed:	8	Colton Mitchell vs Valdosta State (Mar 24, 2012)
Earned runs:	7	Josh Branstetter vs West Alabama (Mar 18, 2012)
Walks allowed:	5	Colton Mitchell vs Valdosta State (May 05, 2012 at Rome, GA)
	5	Aaron Newcomb vs West Florida (May 19, 2012 at Tampa, Fla.)
Strikeouts:	13	Josh Branstetter vs Valdosta State (Mar 25, 2012)
Hits allowed:	11	Aaron Newcomb vs Valdosta State (Mar 24, 2012)
Doubles allowed:	3	(4 games)
Triples allowed:	1	(7 games)
Homers allowed:	2	James Hudelson at Univ. of Montevallo (Feb 11, 2012)
	2	Josh Branstetter vs Abilene Christian (Mar 11, 2012)
	2	Josh Branstetter vs West Alabama (Mar 18, 2012)
Wild pitches:	2	Brandon Hardin vs Valdosta State (Mar 24, 2012)
Hit batters:	3	Colton Mitchell at North Alabama (Apr 06, 2012)



## INDIVIDUAL/TEAM GAME RECORDS

### AT BATS

INDIVIDUAL	8, Clay Smith vs. Montevallo, 3/30/2005
	8, Dixie Walker vs. Millsaps, 1963
TEAM	65 vs. LeMoyné Owen, 2/15/99

### RUNS SCORED

INDIVIDUAL	6, Brian Rea vs. LeMoyné-Owen, 1999
TEAM	44, vs. Union University, 4/11/01

### HITS

INDIVIDUAL	6, Clay Sartain & Chris Clark at Fla. Southern, 2/18/08
	6, Jud Thigpen vs. Southern Arkansas, 5/16/2004
	6, Tim Harvey vs. Ill. Wesleyan, 1979
TEAM	35, vs. Union University, 4/11/01

### FEWEST HITS

TEAM	2, at Belhaven College, 2/11/95
------	---------------------------------

### RUNS BATTED IN

INDIVIDUAL	9, Jud Thigpen vs. Southern Arkansas, 5/16/2004
	9, Mark Graham vs. Ind. Central, 1981, 9, Harry Perry vs. USM, 1974
TEAM	31, vs. LeMoyné-Owen, 2/15/99

### DOUBLES

INDIVIDUAL	4, Marc Van Every vs. Nicholls State, 2/25/01
TEAM	12, vs. LeMoyné-Owen, 2/15/99

### TRIPLES

INDIVIDUAL	3, Phil Dixon vs. C. Methodist, 1974
TEAM	4, vs. Mississippi College, 4/13/96

### HOME RUNS

INDIVIDUAL	4, Dee Haynes vs. So. Arkansas, 5/6/00 (GSC Tourn.)
TEAM	8, vs. West Alabama, 3/4/00

### TOTAL BASES

INDIVIDUAL	14, Dee Haynes vs. Arkansas-Monticello, 4/15/99
TEAM	70, vs. Union University, 4/11/01

### STOLEN BASES

INDIVIDUAL	5, Rusty Ruscoe vs. Ill. Wesleyan, 1979
TEAM	12, vs. Mississippi Valley St., 2/14/96

### CONSECUTIVE HITS

INDIVIDUAL	6, Clay Sartain & Chris Clark at Fla. Southern, 2/18/08
	6, Jud Thigpen vs. Southern Arkansas, 5/16/2004
	6, Timbo Baird vs. Jacksonville St, 1980,
	6, Tim Harvey vs. Ill. Wesleyan, 1979
TEAM	9, vs. Ouachita Baptist, 4/6/2000

### CONSECUTIVE TIMES ON BASE

INDIVIDUAL	12, Bubba McBrain, 1989
TEAM	14, vs. Christian Brothers, 4/16/96 and vs. Ouachita Baptist, 4/6/00

### BASES ON BALLS

INDIVIDUAL	5, Chris Reed vs. Jackson State, 2/12/2003
	5, Sal Galtelli vs. Millsaps, 1963
TEAM	16, at Miss. Valley State, 3/22/95, 16, vs. Mississippi Valley St., 2/14/96

### PLATE APPEARANCES

TEAM	76, at LeMoyné-Owen, 2/15/99
------	------------------------------

### STRIKEOUTS

TEAM	13 vs. William Carey 2/20/08
	13, vs. Henderson State (3/16/02), 13 vs. Arkansas State (2/20/02)

### LEFT ON BASE

INDIVIDUAL	16, at Mississippi Valley State, 3/22/95
TEAM	19, vs. Jackson State, 2/12/2003

### PUTOUTS

INDIVIDUAL	18, Doug Brown vs. UALR, 1987
	18, Stan Partridge vs. Troy State, 1978
TEAM	41, vs. West Alabama, 3/2/2008

### ASSISTS

INDIVIDUAL	11, Doug Peters vs. Tenn.-Martin, 1985
TEAM	20, vs. Alabama-Huntsville, 4/20/2005

### ERRORS

TEAM	7, vs. Mississippi, 2/22/95; vs. William Carey, 3/23/99
------	---

### DOUBLE PLAYS

TEAM	5, vs. Christian Brothers, 3/25/07
------	------------------------------------

### CONSECUTIVE SCORELESS INNINGS PITCHED

INDIVIDUAL	31.0, Bubba Dixon, 4/13/94 to 4/29/94
------------	---------------------------------------

### TOTAL CHANCES

INDIVIDUAL	21, Doug Brown vs. Arkansas-Little Rock, 1987
TEAM	65 vs. LeMoyné Owen, 2/15/99

### PITCHING STRIKEOUTS

INDIVIDUAL	16, Mike Payne vs. West Alabama, 1972
TEAM	16, vs. West Alabama, 1972
	16, vs. Chapman College, 6/6/68

### FEWEST HITS ALLOWED

TEAM	0, A.C. Williams vs. Miss. College, 4/14/62
	Joe Hubal vs. Wheaton College, 3/21/73
	Joe Hubal vs. Illinois Wesleyan, 4/20/73
	Stewart Cliburn vs. Miss. College, 4/2/77
	Kevin Medlock vs. Miss. Valley St., 3/11/78
	Rusty Otts vs. NE La., 4/1/5/82
	Johnnie Taylor vs. Miss. Valley St. 2/19/85
	Joe Lantrip, Warren Guerriero, Jim Howarth, & David Brown vs. Miss. Valley St., 3/28/90
	Dave Townsend vs. Arkansas-Monticello, 2/18/95 (1st Start for DSU)
	Brett Durand vs. Arkansas-Monticello, 4/14/2007
	Colton Mitchell vs. New Orleans, 4/14/2012 (Perfect Game)

### MOST WALKS ISSUED

INDIVIDUAL	7, (done four times), last in 1996
TEAM	12, vs. West Alabama, 2/22/97

### MOST RUNS ALLOWED

TEAM	39, vs. Univ. of Memphis, 4/19/78
------	-----------------------------------

### HIT BATSMEN

INDIVIDUAL	5, Joey Haston vs. Southern Arkansas, 4/25/2009
	Trey Griffin vs. Southern Arkansas, 4/26/2009
	John Polles vs. West Alabama, 5/6/2004
TEAM	7, vs. Harding, 3/29/2009
	7, vs. West Alabama, 5/6/2004

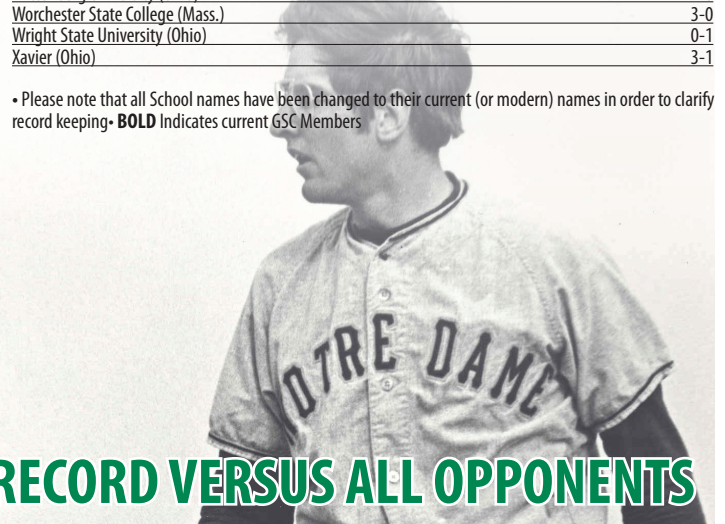
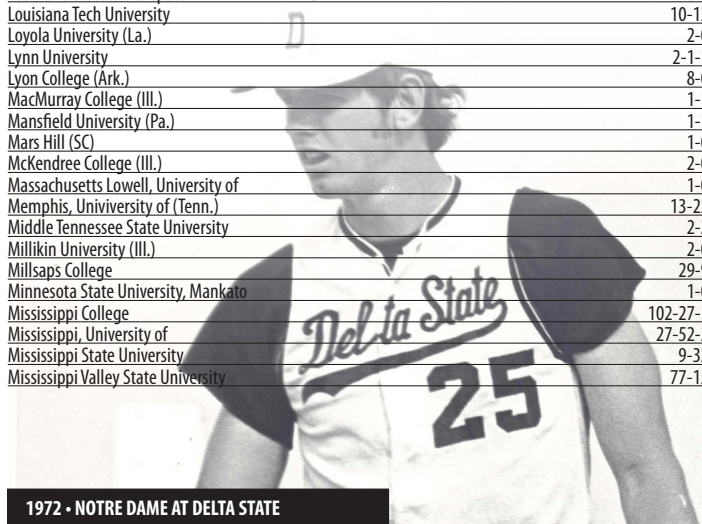
### WILD PITCHES

INDIVIDUAL	6, Josh Melton vs. North Alabama, 1995
TEAM	8, vs. North Alabama, 5/20/95 (NCAA)

Abilene Christian University (Texas)	18-9
Alabama, University of	7-3
Alabama, University of, at Birmingham	2-0
<b>Alabama-Huntsville, University of</b>	<b>32-16</b>
Alcorn State University	2-2
Arkansas State University	21-12
Arkansas Tech University	47-9
Arkansas, University of	3-2
Arkansas, University of, at Little Rock	17-9
Arkansas, University of, at Monticello	75-5
Ashland University (Ohio)	0-1
Auburn University, at Montgomery (Ala.)	1-0
Augusta State University (Ga.)	1-0
Barry University (Fla.)	2-0
Belhaven College	68-22
Bellarmine College (Ky.)	0-1
Bethel College (Tenn.)	2-1
Birmingham-Southern College (Ala.)	3-3
Bradley University (Ill.)	3-1
Bryant University	3-0
California, University of at Chico	1-1
California, University of, at Riverside	0-2
Cameron University (Okla.)	1-0
Campbellsville University (Ky.)	1-1
Carson-Newman	1-1
Central Arkansas, University of	43-10
Central Missouri State	2-3
Central Oklahoma, University of	4-0
Chapman University (Calif.)	0-2
<b>Christian Brothers University (Tenn.)</b>	<b>75-11</b>
Colorado State University-Pueblo	1-0
Columbus State University (Ga.)	6-6
Culver-Stockton College (Mo.)	2-0
Cumberland University (Tenn.)	2-0
Dallas Baptist University (Texas)	2-0
Drury University	2-1
East Central University (Okla.)	1-0
Eckerd College (Fla.)	1-0
Florida Southern College	5-7
Freed-Hardeman University (Tenn.)	4-1
Grambling State University (La.)	12-3
Grand Valley State University (Mich.)	3-1
Harding University (Ark.)	31-6
Henderson State University (Ark.)	55-5
Hiram College (Ohio)	0-1
Illinois, University of	1-0
Illinois College	6-0
Illinois State University	2-4-1
Illinois Wesleyan University	43-7
Incarnate Word	1-0
Indianapolis, University of (Ind.)	3-0
Jackson State University	11-2
Jacksonville State University	17-21-1
Kansas State University	2-1
Kennesaw State University (Ga.)	0-1
Kentucky State	3-0
Kentucky Wesleyan College	4-0
Lake Erie College	2-0
Lambuth University (Tenn.)	11-3
Le Moyne-Owen College (Tenn.)	11-0
Lincoln Memorial University (Ill.)	5-1
Louisiana, University of, at Lafayette	2-4
Louisiana, University of, at Monroe	15-26-2
Louisiana College	4-0
Louisiana State University	1-1
Louisiana State-Shreveport	16-2
Louisiana Tech University	10-13
Loyola University (La.)	2-0
Lynn University	2-1-1
Lyon College (Ark.)	8-0
MacMurray College (Ill.)	1-1
Mansfield University (Pa.)	1-1
Mars Hill (SC)	1-0
McKendree College (Ill.)	2-0
Massachusetts Lowell, University of	1-0
Memphis, University of (Tenn.)	13-23
Middle Tennessee State University	2-2
Millikin University (Ill.)	2-0
Millsaps College	29-9
Minnesota State University, Mankato	1-0
Mississippi College	102-27-1
Mississippi, University of	27-52-2
Mississippi State University	9-32
Mississippi Valley State University	77-15

Missouri Baptist University	6-0
Missouri, University of	1-1
Montevallo, University of (Ala.)	29-9
Morehead State University (Ky.)	6-1
Murray State University	3-4
New Haven, University of (Conn.)	3-0
<b>New Orleans, University of</b>	<b>3-3</b>
Nicholls State University (La.)	19-25
<b>North Alabama, University of</b>	<b>44-38</b>
North Florida, University of	1-1
North Georgia College & State	3-1
Northern Kentucky, University of	4-1
Northwestern State University (La.)	8-4
Notre Dame, University of	6-1-1
Nova Southeastern University	3-0
Oklahoma City University	0-1
Ouachita Baptist University (Ark.)	40-13
Pace University	9-0
Parsons College (Iowa)	4-5
Pfeiffer	1-0
Quincy University (Ill.)	8-3-1
Rhode Island, University of	0-1
Rhodes College (Tenn.)	6-2
Rockhurst	2-0
Rust College	1-1
St. Edward's (Texas)	1-0
St. Joseph's College (Ind.)	2-0
St. Joseph's College (Tenn.)	0-1
St. Louis University (Mo.)	1-2
St. Mary's (Texas)	0-1
Stillman College	4-0
San Diego, University of (Calif.)	1-0
South Alabama, University of	1-5
Southeastern Louisiana University	25-12
Southeast Missouri State University	3-1
Southeast Oklahoma State University	4-5
Southern Arkansas University	57-27
Southern Mississippi, University of	44-22-1
Southern Illinois University Edwardsville	2-0
Southern University (La.)	0-2
Southwest Missouri State University	2-0
Spring Hill College (Ala.)	2-0
Springfield College (Mass.)	1-0
Tampa, University of (Fla.)	5-2
Taylor University (Ind.)	3-0
Tennessee-Martin, University of	23-7
Texas A&M University	0-3
Texas A&M University-Kingsville	1-0
Trinity Christian College (Ill.)	1-0
Trinity University (Texas)	2-0
Troy State (Ala.)	12-11
Tulane University (La.)	2-4
Tusculum	2-0
Tuskegee University (Tenn.)	1-0
Union University (Tenn.)	22-10
<b>Valdosta State University (Ga.)</b>	<b>11-11</b>
Valparaiso University (Ind.)	4-1
<b>West Alabama, University of</b>	<b>79-35</b>
<b>West Florida, University of</b>	<b>22-20</b>
<b>West Georgia, State University of</b>	<b>7-3</b>
Western Illinois University	1-3
Wheaton College (Ill.)	3-0
Wisconsin-Stevens Point, University of	4-3
William Carey University	73-43
Wingate University (N. Carolina)	1-0
Wittenberg University (Ohio)	1-0
Worcester State College (Mass.)	3-0
Wright State University (Ohio)	0-1
Xavier (Ohio)	3-1

• Please note that all School names have been changed to their current (or modern) names in order to clarify record keeping • **BOLD** Indicates current GSC Members



1972 - NOTRE DAME AT DELTA STATE

## RECORD VERSUS ALL OPPONENTS

## INDIVIDUAL SEASON RECORDS

### BATTING AVERAGE

1	Dee Haynes, 1999	.444
2	Brian Rea, 1998	.439
3	Brian Rea, 1999	.429
	Jud Thigpen, 2004	.429
4	Ronald Davis, 1982	.430
5	Josh Gordon, 2010	.426
	Casey Myrick, 1998	.426
6	Andy Dillard, 2002	.425
7	Randy Palmer, 1993	.417
8	Rick Collier, 1991	.416
9	Bubba McBrain, 1979	.416
10	Jason Page, 1994	.414
	Chris Reed, 2004	.414

### AT BATS

1	Jud Thigpen, 2004	261
2	Mark Broome, 2004	259
3	Devin Goodwin, 2008	250
4	Eric Patten, 2005	248
	Bert Pickard, 2004	248
5	Eric Patten, 2004	247
6	Clay Smith, 2005	245
7	Bryan Williamson, 2005	243
	Hunter Jobs, 2008	240
8	Craig Newton, 2005	240
9	Hunter Jobs, 2007	239
10	Brett Donahoo, 2005	238

### HITS

1	Jud Thigpen, 2004	112
2	Clay Smith, 2005	98
3	Brett Donahoo, 2005	96
4	Mark Broome, 2004	93
	Andy Dillard, 2002	93
	Frank Smith, 2001	93
5	Dee Haynes, 1999	92
6	Timbo Baird, 1981	91
	Brian Rea, 1999	91
	Marcus Van Every, 2001	91
7	Clay Sartain, 2008	90
	Eli Whiteside, 2001	90
	Steven Tomaszewski, 2001	90

### RUNS BATTED IN

1	Dee Haynes, 1999	92
2	Dee Haynes, 2000	87
3	Marcus Van Every, 2001	81
4	Jud Thigpen, 2004	80
	Andy Dillard, 2002	80
5	Craig Newton, 2005	76
	Jud Thigpen, 2003	76
6	Bert Pickard, 2004	75
	Eli Whiteside, 2001	75
7	Dee Haynes, 1998	74
	Steven Tomaszewski, 2002	74
8	Bryan Williamson, 2006	71
9	Brett Donahoo, 2005	70
10	Devin Goodwin, 2008	67

### HOME RUNS

1	Dee Haynes, 1999	26
2	Dee Haynes, 2000	22
3	Dee Haynes, 1998	21
4	Mike Plumlee, 1992	18
	Mike Moore, 1984	18
6	A.J. Downs, 2000	16
7	Devin Goodwin, 2008	15
	Craig Newton, 2005	15
	Mark Broome, 2004	15
	John Edwards, 1981	15
	Mark Hayes, 1988	15
	Jason Cochran, 1999	15
	Jud Thigpen, 2003	15
8	Rickey Noland, 2008	14
	Jud Thigpen, 2004	14

### TRIPLES

1	Brett Donahoo, 2005	8
	Edwin Maysonet, 2002	8
2	Kelly Dickinson, 1990	7
3	Steve Adams, 1970	6
	Ricky Hearn, 1979	6
	Heath Bailey, 1995	6
	Rodney Batts, 1996	6
	Eli Whiteside, 2001	6

### DOUBLES

1	Mike Kinnison, 1978	25
	Dee Haynes, 1999	25
	Edwin Maysonet, 2003	25
3	Bryan Williamson, 2006	24
	Jud Thigpen, 2004	24
4	Kellen Bozeman, 2011	23
	Craig Newton, 2005	23
	Jason Page, 1994	23
	Brian Parkton, 2001	23
	Spencer Holman, 1997	23
7	Clay Sartain, 2008	22
	Marcus Van Every, 2001	22
	Steven Tomaszewski, 2002	22
	Jud Thigpen, 2003	22
10	Rickey Noland, 2007	20
	Clay Sartain, 2007	20
	Craig Newton, 2004	20
	Bert Pickard, 2004	20

### TOTAL BASES

1	Dee Haynes, 1999	197
2	Jud Thigpen, 2004	182
3	Dee Haynes, 2000	176
4	Dee Haynes, 1998	164
5	Mark Broome, 2004	160
6	Andy Dillard, 2002	156
7	Craig Newton, 2005	155
8	Jud Thigpen, 2003	154
9	Steven Tomaszewski, 2002	150
10	Marcus Van Every, 2000	148

### RUNS SCORED

1	Dee Haynes, 2000	88
2	Brian Rea, 2000	87
3	Mark Broome, 2004	86
	Frank Smith, 2001	86
4	Eric Patten, 2004	80
5	Dee Haynes, 1999	76
	Bradley Clay, 2000	76
	Marcus Van Every, 2001	76
8	Brett Donahoo, 2005	75
8	Clay Sartain, 2008	73
	A.J. Downs, 2000	73
9	Hunter Jobs, 2007	72
10	Hunter Jobs, 2008	71
	Heath Bailey, 1996	71
	Eli Whiteside, 2000	71

### BASE ON BALLS

1	Mike Kraft, 1988	63
2	Andy Dillard, 2003	44
3	Bubba McBrain, 1977	43
	Brad Armstrong, 1982	43
5	Bubba McBrain, 1978	42
	Ronald Davis, 1981	42
	Mike Patterson, 1988	42
	Will Lowrey, 1997	42
	Eric Patten, 2003	42
10	D. Goodwin, 2009/J. McClaskey, 1985	41

### STOLEN BASES

1	Kelly Dickinson, 1990	41
2	Heath Bailey, 1996	33
	Frank Smith, 2001	33
4	Bubba McBrain, 1977	28
5	Heath Bailey, 1995	27
	Rodney Batts, 1996	27
6	Jordan Chovanec, 2012	26
	Michael Niemann, 2010	26
7	Michael Niemann, 2009	24
8	Edwin Maysonet, 2003	23
9	Michael Niemann, 2011	22
10	Mark Broome, 2004	21

### GAMES PLAYED

1	Jud Thigpen, 2004	65
	Clay Smith, 2004	65
	Eric Patten, 2004	65
	Bert Pickard, 2004	65
5	Mark Broome, 2004	64
6	Craig Newton, 2004	63
	Brett Donahoo, 2004	63
8	11 tied with	62

### SHUTOUTS

1	Pete Albritton, 1974	4
	Tom Hostetler, 1987	4

### EARNED RUN AVERAGE

1	Matt Miller, 1995	0.36
2	Joe DiFabio, 1965	0.55
	Joseph Davenport, 2002	0.66
4	Pete Albritton, 1973	0.73
5	Doug Grantham, 1969	1.02
6	Doug Grantham, 1968	1.04
7	Brand Hardin, 2012	1.11
8	Rusty Rayborn, 2005	1.19
	Morris Wiltshire, 1969	1.19
9	Bryan Nobile, 2000	1.26
10	Chris Reed, 2003	1.31

### APPEARANCES

1	Chad Smith, 1997	30
2	Matt Miller, 1995	28
	J.D. Robinson, 1996	28
4	Levi Bishop, 2008	25
	Christian Ostrander, 1995	25
	Dusty Hughes, 2002	25
6	Brent Leach, 2005	24
	Bryan Nobile, 2000	24
7	Warren Guerriero, 1990	23
	Jeff Gunn, 1991	23
	Bubba Dixon, 1994	23
	Christian Ostrander, 1996	23

### COMPLETE GAMES

1	Ron Hogan, 1988	11
	Bubba Dixon, 1994	11
3	Joe Hubal, 1974	10
	Steve Sandroni, 1978	10
	Tom Hostetler, 1987	10
	Jeff Gregg, 1994	10

### VICTORIES

1.	Bubba Dixon, 1994	16
	Dave Townsend, 1996	16
3	Jeremy McClain, 1999 (No losses)	15
4	Ron Hogan, 1988	14
5	Brad Lightsey, 2005	13
	Brad Teague, 1991	13
6	Jeff Gregg, 1994	12
	Josh Melton, 1996	12
	Jeremy McClain, 1996	12
10	Josh Barton, 2004	12
	Justin Smith, 2007	12
9	Brett Durand, 2007	11
	Rusty Rayborn, 2006	11
	Six others tied with	11

### STRIKEOUTS

1	Bubba Dixon, 1994	177
2	Dave Townsend, 1996	145
3	Brett Durand, 2007	117
4	Jeff Gregg, 1994	110
5	Stewart Cliburn, 1977	101
	Jeremy McClain, 1999	101

### INNINGS PITCHED

1	Bubba Dixon, 1994	144.1
2	Ron Hogan, 1988	133.0
3	Dave Townsend, 1996	123.2
4	Josh Branstetter, 2012	116.0
5	Brad Teague, 1991	115.2
6	Brett Durand, 2007	115.0
7	Rusty Rayborn, 2006	114.0
8	Jeff Gregg, 1994	109.0
9	Steve Sandroni, 1978	107.0
10	Jeremy McClain, 1999	104.0
11	Brad Lightsey, 2005	102.2
12	Stewart Cliburn, 1977	101.0
	Matt McAlpin, 2004	101.0

### SAVES

1	Robin Ricks, 1981	10
2	Levi Bishop, 2008	9
	Matt Miller, 1995	9
3	Brandon Hardin, 2012	7
	Brent Leach, 2005	7
	Chris Reed, 2004	7
	Bryan Nobile, 2000	7
	J.D. Robinson, 1996	7
	Dusty Hughes, 2002	7
8	David Brown, 1990	6
	Levi Bishop, 2009	5
	Justin Smith, 2006	5

## INDIVIDUAL CAREER RECORDS

### BATTING AVERAGE

1	Dee Haynes, 1998-2000	.405
2	Rick Collier, 1990-1991	.401
3	Josh Gordon, 2009-2010	.398
4	Marcus Van Every, 2000-2001	.395
	Jason Page, 1994-1996	.395
5	Jud Thigpen, 2001-2004	.394
6	Chris Clark, 2007-2008	.393
7	Brian Rea, 1997-2000	.387
	Eli Whiteside, 1999-2001	.387
	Steven Tomaszewski, 2001-2002	.387
8	Casey Myrick, 1995-1998	.374
9	Mark Graham, 1980-1983	.373

### HITS

1	Brian Rea, 1997-2000	302
2	Clay Sartain, 2006-2009	284
3	Eric Patten, 2002-2005	274
4	Jud Thigpen, 2001-2004	267
5	Casey Myrick, 1995-1998	262
6	Devin Goodwin, 2006-2009	260
7	Dee Haynes, 1998-2000	259
8	Michael Niemann, 2008-2011	257
	Timbo Baird, 1978-1981	257
10	Craig Newton, 2002-2005	243

### CONSECUTIVE GAME HITTING STREAK

1	Clay Smith, 2003-2005	27
2	Brett Donahoo, 2003-2005	22
3	Gary Scott Gabbert, 2004-2006	20
4	Josh Gordon, 2008-2010	20

### RUNS BATTED IN

1	Dee Haynes, 1998-2000	253
2	Jud Thigpen, 2001-2004	217
3	Craig Newton, 2002-2005	210
4	Clay Sartain, 2006-2009	202
5	Devin Goodwin, 2006-2009	185
	Barry Lyons, 1979-1982	185
7	Casey Myrick, 1995-1998	176
8	Michael Niemann, 2008-2011	172
9	Brian Rea, 1997-2000	165
10	Jason Page, 1994-1996	160
11	Spencer Holman, 1994-1997	157
12	Eli Whiteside, 1999-2001	152

### HOME RUNS

1	Dee Haynes, 1998-2000	69
2	Jud Thigpen, 2001-2004	41
3	Craig Newton, 2002-2005	40
4	Devin Goodwin, 2006-2009	37
	Barry Lyons, 1979-1982	36
5	John Edwards, 1980-1983	29
	Jason Cochran, 1998-1999	29
6	Ronald Davis, 1979-1982	28
7	Mike Moore, 1983-1984	28
8	Sonny Clay, 1973-1976	26
9	Mark Hayes, 1987-1989	25
	Casey Myrick, 1995-1998	25

### TRIPLES

1	Tim Harvey, 1977-1980	14
2	Michael Cudd, 1989-1992	12
3	Eric Patten, 2002-2005	11
	Heath Bailey, 1994-1996	11
4	Michael Niemann, 2008-2011	10
	Jim Whitehurst, 1966-1969	10
	Mike Rosamond, 1971-1974	10
	Ricky Hearn, 1978-1981	10
	Edwin Maysonet, 2002-2003	10
5	Brett Donahoo, 2004-2005	9
	Barry Lyons, 1979-1982	9

### DOUBLES

1	Clay Sartain, 2006-2009	68
2	Jud Thigpen, 2001-2004	60
3	Jason Page, 1994-1996	59
	Dee Haynes, 1998-2000	59
5	Devin Goodwin, 2006-2009	57
	Spencer Holman, 1994-1997	57
7	Craig Newton, 2002-2005	56
8	Casey Myrick, 1995-1998	53
9	Timbo Baird, 1978-1981	52
10	Michael Niemann, 2008-2011	47
11	Michael Cudd, 1989-1992	45
12	Hunter Jobs, 2005-2008	44
	Barry Lyons, 1979-1982	44
	Doug Peters, 1982-1985	44

### TOTAL BASES

1	Dee Haynes, 1998-2000	537
2	Jud Thigpen, 2001-2004	442
3	Devin Goodwin, 2006-2009	440
4	Craig Newton, 2002-2005	421
5	Clay Sartain, 2006-2009	420
6	Casey Myrick, 1995-1998	402
7	Brian Rea, 1997-2000	397
8	Eric Patten, 2002-2005	388
9	Timbo Baird, 1978-1981	387
10	Barry Lyons, 1979-1982	384

### RUNS

1	Jud Thigpen, 2001-2004	233
2	Eric Patten, 2002-2005	231
3	Brian Rea, 1997-2000	227
4	Clay Sartain, 2006-2009	217
5	Michael Niemann, 2008-Present	212
	Dee Haynes, 1998-2000	212
6	Craig Newton, 2002-2005	206
7	Devin Goodwin, 2006-2009	201
8	Hunter Jobs, 2005-2008	196
9	Timbo Baird, 1978-1981	194
	Casey Myrick, 1995-1998	194

### BASES ON BALLS

1	Tim Harvey, 1977-1980	140
2	Mike Kraft, 1985-1988	139
3	Ronald Davis, 1979-1982	130
4	Bubba McBrain, 1976-1979	124
5	Brad Armstrong, 1980-1983	121
6	John Vitale, 1981-1984	113
7	Eric Patten, 2002-2005	108
8	Brian Rea, 1997-2000	103
9	Timbo Baird, 1978-1981	102

### STOLEN BASES

1	Michael Niemann, 2008-2011	79
2	Heath Bailey, 1994-1996	71
3	Frank Smith, 1998-2001	62
4	Kelly Dickinson, 1989-1990	59
5	Bubba McBrain, 1976-1979	58
6	Paul Wright, 1974-1977	50
7	Hunter Jobs, 2005-2008	48
8	Jud Thigpen, 2001-2004	47
9	Casey Myrick, 1995-1998	43
10	Eric Patten, 2002-2005	42
11	Timbo Baird, 1978-1981	41

### GAMES PLAYED

1	Clay Sartain, 2006-2009	224
	Craig Newton, 2002-2005	224
3	Eric Patten, 2002-2005	218
4	Brian Rea, 1997-2000	212
5	Michael Niemann, 2008-2011	211
6	Devin Goodwin, 2006-2009	210
7	Jud Thigpen, 2001-2004	209
8	Casey Myrick, 1995-1998	207
9	Timbo Baird, 1978-1981	200

### EARNED RUN AVERAGE

1	Doug Grantham, 1968-1969	1.10
2	Pete Albritton, 1973-1974	1.50
3	Bubba Dixon, 1994	1.93
4	Morris Wiltshire, 1966-1969	1.99
5	George Fletcher, 1968-1971	2.17
6	Justin Smith, 2005-2008	2.19
7	Josh Melton, 1995-1996	2.22
8	Dave Townsend, 1995-1996	2.26
9	Joe Hubal, 1972-1975	2.32
10	Joe DiFabio, 1963-1965	2.38
11	Rusty Rayborn, 2004-2007	2.48

### APPEARANCES

1	Jeremy McClain, 1996-1999	69
2	Brad Lightsey, 2002-2005	66
3	John Polles, 2001-2005	64
4	Brad Teague, 1989-1992	63
5	Justin Smith, 2005-2008	61
6	Cody Kelley, 2007-2010	60
	Dusty Hughes, 2001-2003	60
7	John Polles, 2001-2005	56
8	Johnnie Taylor, 1984-1987	55
9	Duane Case, 1991-1993	53
10	Judson Thigpen, 1975-1978	52
	Jay Garner, 1999-2002	52

### INNINGS PITCHED

1	Jeremy McClain, 1996-1999	363.1
2	Chris Burgess, 1980-1983	310.0
3	Justin Smith, 2005-2008	308.1
4	Brad Lightsey, 2002-2005	291.3
5	Brad Teague, 1989-1992	288.0
6	Charles Jourdan, 1966-1969	285.0
7	Rusty Rayborn, 2004-2007	283.1
8	John Polles, 2001-2005	266.6
9	Ty Carter, 1978-1980	265.0
10	Johnnie Taylor, 1984-1987	261.0
11	Duane Case, 1991-1993	247.0

### VICTORIES

1	Jeremy McClain, 1996-1999	45
2	Brad Lightsey, 2002-2005	36
3	Justin Smith, 2005-2008	30
4	Rusty Rayborn, 2004-2007	29
	John Polles, 2001-2005	29
	Brad Teague, 1989-1992	29
5	Chris Burgess, 1980-1983	28
6	Dave Townsend, 1995-1995	25
7	Johnnie Taylor, 1984-1987	24
8	Charles Jourdan, 1966-1969	23
9	Ty Carter, 1978-1980	22
10	Matt McAlpin, 2003-2004	21
	Jay Garner, 1999-2002	21
11	Josh Melton, 1995-1996	20

### STRIKEOUTS

1	Jeremy McClain, 1996-1999	324
2	Charles Jourdan, 1966-1969	280
3	John Polles, 2001-2005	258
4	Chris Burgess, 1980-1983	254
5	Johnnie Taylor, 1984-1987	244
6	John Polles, 2001-2005	231
7	Justin Smith, 2005-2008	216
8	Duane Case, 1991-1993	215
	Dave Townsend, 1995-1996	215
9	Brad Lightsey, 2002-2005	212
10	Stewart Cliburn, 1975-1977	211
11	Jay Garner, 1999-2002	202

### SHUTOUTS

1	Pete Albritton, 1973-1974	6
	Stewart Cliburn, 1975-1977	6
3	Charles Jourdan, 1966-1969	5
4	Mike Payne, 1972-1973	5
	Joe Hubal, 1972-1975	5
	Mike Fielder, 1974-1977	5
7	Steve Sandroni, 1975-1978	4
	Johnnie Taylor, 1984-1987	4
	Tom Hostetler, 1986-1987	4
	Matt McAlpin, 2003-2004	4

### SAVES

1	Levi Bishop, 2008-2009	14
2	J.D. Robinson, 1996-1997	13
3	Chris Reed, 2003-2004	12
4	Robin Ricks, 1981-1982	11
	Russ Perkins, 1998-1999	10
6	Matt Miller, 1995	9
	Bryan Nobile, 2000-2001	9
	Dusty Hughes, 2001-2003	9
9	Jeff Gunn, 1991-1992	8
10	<b>Brandon Hardin, 2011-2012</b>	<b>7</b>
	Brent Leach, 2005	7
11	Brent Hallmark, 2009-2011	6
	Justin Smith, 2005-2008	6
	David Brown, 1990	6
	Brad Teague, 1989-1992	6
	Christian Ostrander, 1995-1996	6

### COACHING WINS

1	<b>Mike Kinnison (16 years)</b>	<b>700</b>
2	Dave "Boo" Ferriss (26 years)	639
3	Bill Marchant (8 years)	283
4	Gene Chadwick (11 years)	66
5	Don Ward (3 years)	62

# CHAMPIONSHIP YEARS

<b>2012</b>	46-13 • 17-7 GSC Coach Mike Kinnison
<b>2008</b>	48-11 • 17-1 GSC Coach Mike Kinnison
<b>2004</b>	54-11 • 19-3 GSC Coach Mike Kinnison
<b>2003</b>	52-10 • 28-4 GSC Coach Mike Kinnison
<b>2000</b>	48-12 • 13-3 GSC Coach Mike Kinnison
<b>1996</b>	53-8 • 15-1 GSC Coach Bill Marchant
<b>1994</b>	45-13 • 19-4 GSC Coach Bill Marchant
<b>1991</b>	33-12 • 11-2 GSC Coach Bill Marchant
<b>1988</b>	44-13 • 13-1 GSC Coach Boo Ferriss
<b>1985</b>	38-20-1 • 7-5 GSC Coach Boo Ferriss
<b>1979</b>	32-20 • 12-6 GSC Coach Boo Ferriss
<b>1978</b>	43-19 • 14-4 GSC Coach Boo Ferriss



## 12-TIME GSC CHAMPIONS



2008 GULF SOUTH CONFERENCE CHAMPIONS



## UNRIVALED RESULTS



## GULF SOUTH CONFERENCE TOURNAMENT ALL-TIME RESULTS

# 1978

### 1978 @ Delta State - Cleveland, Miss.

Delta State 8, Troy State 6 (10)  
 Southeastern Louisiana 5, Delta State 4 (10)  
 Delta State 8, West Alabama 2

### Delta State vs. SE Louisiana (Rained Out)/Co-Champions

### 1979 @ West Alabama - Livingston, Ala.

Delta State 10, Troy State 3  
 Nicholls State 10, Delta State 7  
 Delta State 5, West Alabama 1  
 Delta State 4, Nicholls State 3 (10)  
**Delta State 5, Nicholls State 4**

### 1981 @ Delta State - Cleveland, Miss.

Delta State 11, North Alabama 0  
 Delta State 8, West Alabama 1  
 Delta State 8, Troy State 7  
 Troy State 19, West Alabama 7  
 Troy State 8, Delta State 6  
 Troy State 3, Delta State 2

### 1982 @ Jacksonville State - Jacksonville, Ala.

Troy State 15, Delta State 6  
 Delta State 14, North Alabama 5  
 Delta State 17, West Alabama 8  
 Jacksonville State 14, Delta State 9

### 1984 @ North Alabama - Florence, Ala.

North Alabama 17, Delta State 4  
 Delta State 15, Tennessee-Martin 6  
 Delta State 13, Jacksonville State 1  
 West Georgia 2, Delta State 1

### 1985 @ Troy State - Troy, Ala.

North Division Tournament (@ DSU)  
 Jacksonville State 9, Delta State 7  
 Delta State 6, West Georgia 2  
 Delta State 6, Jacksonville State 5

### 1985 @ Troy State - Troy, Ala. - Continued

Delta State 9, North Alabama 5  
 Delta State 9, Tennessee-Martin 6  
 Delta State 14, Tennessee-Martin 1

### Delta State 6, Troy State 5

### Delta State 8, Troy State 7

### 1986 @ Jacksonville State - Jacksonville, Ala.

North Division Tournament (@ JSU)  
 Jacksonville State 9, Delta State 8  
 West Georgia 14, Delta State 3

### 1987 @ Troy State - Troy, Ala.

Troy State 2, Delta State 0  
 Delta State 12, Jacksonville State 8  
 North Alabama 9, Delta State 6

### 1988 @ Delta State - Cleveland, Miss.

Delta State 3, Troy State 2  
 Delta State 10, Jacksonville State 2  
 Troy State 10, Delta State 1  
**Delta State 8, Troy State 6**

### 1989 @ Jacksonville State - Jacksonville, Ala.

Delta State 8, West Georgia 2  
 North Alabama 9, Delta State 5  
 Jacksonville State 5, Delta State 2

### 1991 @ Jacksonville State - Jacksonville, Ala.

Delta State 5, Jacksonville State 3  
 North Alabama 5, Troy State 1  
 Jacksonville State 7, Troy State 2  
 Delta State 2, North Alabama 0 (12)  
 Jacksonville State 10, North Alabama 0  
**Delta State 4, Jacksonville State 2**

### 1992 @ North Alabama - Florence, Ala.

Delta State 5, West Alabama 4  
 West Alabama 10, Delta State 5

### 1994 @ West Alabama - Livingston, Ala.

Delta State 7, North Alabama 6  
 Delta State 13, West Alabama 4  
**Delta State 9, West Alabama 7**

### 1995 @ North Alabama - Florence, Ala.

Valdosta State 9, Delta State 3  
 West Alabama 6, Delta State 2

### 1996 @ Delta State - Cleveland, Miss.

Delta State 6, Lincoln Memorial 4  
 Alabama-Huntsville 12, Delta State 9  
 Delta State 6, Lincoln Memorial 4  
 Delta State 15, Alabama-Huntsville 8  
**Delta State 13, Alabama-Huntsville 12**

### 1997 @ North Alabama - Florence, Ala.

Delta State 6, West Georgia 2  
 Delta State 9, Arkansas Tech 6 (10)  
 North Alabama 19, Delta State 6  
 Delta State 11, Valdosta State 5  
 North Alabama 8, Delta State 7 (10)\*  
 \*Suspended due to rain

### 1998 @ Delta State - Cleveland, Miss.

Alabama-Huntsville 5, Delta State 4  
 Delta State 13, Central Arkansas 11  
 West Georgia 11, Delta State 9

### 1999 @ North Alabama - Florence, Ala.

Delta State 6, Lincoln Memorial 1  
 Delta State 10, Southern Arkansas 2  
 North Alabama 12, Delta State 3  
 Delta State 5, Alabama-Huntsville 3  
 Delta State 5, North Alabama 2  
 North Alabama 10, Delta State 7

**2000 @ Delta State - Cleveland, Miss.**

North Alabama 10, Delta State 8  
 Delta State 10, Arkansas-Monticello 8  
 Delta State 23, Southern Arkansas 4  
 Delta State 5, Montevallo 3

**Delta State 10, North Alabama 1**

**2001 @ Valdosta State - Valdosta, Ga.**

Alabama-Huntsville 9, Delta State 8  
 Delta State 16, Valdosta State 4  
 Southern Arkansas 7, Delta State 6

**2002 @ Millington, Tenn.**

Valdosta State 6, Delta State 3  
 Delta State 8, North Alabama 2  
 Southern Arkansas 2, Delta State 0

**2003 @ Millington, Tenn.**

Delta State 12, Valdosta State 9  
 Delta State 10, Southern Arkansas 2  
 Delta State 2, West Florida 0

**Delta State 9, Alabama-Huntsville 2**

**2004 @ Millington, Tenn.**

Delta State 12, West Alabama 11 (11)  
 Delta State 6, Central Arkansas 5  
 Delta State 16, Southern Arkansas 11  
 Valdosta State 10, Delta State 9

**Delta State 22, Valdosta State 5**

**2005 @ Millington, Tenn.**

Delta State 9, Montevallo 2  
 Delta State 12, Southern Arkansas 10  
 West Alabama 4, Delta State 1  
 North Alabama 9, Delta State 4

**2006 @ Millington, Tenn.**

West Florida 4, Delta State 2  
 West Alabama 4, Delta State 3

**2007 @ Millington, Tenn.**

Delta State 16, Montevallo 4 (8)  
 Delta State 12, Ouachita Baptist 2 (7)  
 West Florida 10, Delta State 6  
 West Alabama 5, Delta State 4

**2008 @ Millington, Tenn.**

Delta State 6, North Alabama 2  
 Delta State 7, Ouachita Baptist 1  
 Montevallo 11, Delta State 2  
 Delta State 11, Valdosta State 5  
 Delta State 11, Southern Arkansas 2

**Delta State 7, Montevallo 5**

**2009 @ Millington, Tenn.**

West Florida 9, Delta State 2  
 Delta State 9, Alabama-Huntsville 5  
 Delta State 8, West Alabama 6  
 Southern Arkansas 9, Delta State 0

**2010 @ Cleveland, Miss.**

Valdosta State 5, Delta State 4  
 Alabama-Huntsville 20, Delta State 18

**2011 @ Millington, Tenn.**

North Alabama 10, Delta State 5  
 Delta State 7, Alabama-Huntsville 6  
 West Florida 2, Delta State 0

**2012 @ Rome, Ga.**

Delta State 5, Christian Brothers 4  
 Delta State 11, Valdosta State 2  
 Alabama-Huntsville 8, Delta State 4  
 Delta State 7, West Florida 4  
 Delta State 4, North Alabama 0

**Delta State 14, Alabama-Huntsville 8**

**GULF SOUTH CONFERENCE TOURNAMENT CHAMPIONS**

YEAR	SCHOOL
1972	Nicholls State
1973	Jacksonville State
1974	Nicholls State
1975	Jacksonville State
1976	Nicholls State
1977	Jacksonville State
1978	<b>Delta State/SE Louisiana</b>
1979	<b>Delta State</b>
1980	Troy State
1981	Troy State
1982	Troy State
1983	Jacksonville State
1984	North Alabama
1985	<b>Delta State</b>
1986	Troy State
1987	Troy State
1988	<b>Delta State</b>
1989	North Alabama
1990	Jacksonville State
1991	<b>Delta State</b>
1992	West Alabama
1993	North Alabama
1994	<b>Delta State</b>
1995	Valdosta State
1996	<b>Delta State</b>
1997	North Alabama
1998	West Georgia
1999	North Alabama
2000	<b>Delta State</b>
2001	Alabama-Huntsville
2002	Valdosta State
2003	<b>Delta State</b>
2004	<b>Delta State</b>
2005	West Alabama
2006	Southern Arkansas
2007	West Florida
2008	<b>Delta State</b>
2009	Southern Arkansas
2010	Southern Arkansas
2011	West Florida
2012	<b>Delta State</b>



**NCAA REGIONAL APPEARANCES**

1967, 1968, 1969, 1975, 1977, 1978, 1979, 1980, 1981, 1982, 1985, 1988, 1989, 1991, 1994, 1995, 1996, 1999, 2000, 2001, 2002, 2003, 2004, 2005, 2007, 2008, 2012

**NCAA COLLEGE WORLD SERIES APPEARANCES**

1968, 1977, 1978, 1982, 1994, 1996, 2001, 2002, 2003, 2004, 2005, 2012

**NCAA POSTSEASON RECORD**

App.	Record
27	82-54

**RECORD BY REGIONAL LOCATION**

So. Central	40-21
Mideast	6-4
Central Regional	5-4
South Regional	12-7

**NCAA II COLLEGE WORLD SERIES RECORD**

App.	Record
10	23-17



**NCAA TOURNAMENT ALL-TIME RESULTS**

2004 NATIONAL CHAMPIONS

**1967**

**Coach Don Ward | Record: 19-12**

**NCAA Mideast Regional (Normal, Ill., 1-1, 3rd)**

Hiram College (OH)	L 1-3
Kentucky Wesleyan	W 7-4

**1968**

**Coach Don Ward | Record: 20-22-1**

**NCAA Mideast Regional (Jackson, Tenn., 3-1, 1st)**

Wittenburg (OH)	W 5-3
M. Tennessee St.	W 5-2
M. Tennessee St.	L 6-5
M. Tennessee St.	W 3-2

**NCAA Division II Championship Tournament (Springfield, Mo., 2-2, 2nd)**

Arkansas State	W 3-1
Chapman (CA)	L 3-0
Arkansas State	W 4-3
Chapman (CA)	L 11-0

**1969**

**Coach Don Ward | Record: 23-8**

**NCAA Mideast Regional (Cleveland, Miss., 2-2, 2nd)**

Valparaiso (IN)	L 4-2
Tuskegee (AL)	W 7-6
Valparaiso (IN)	W 6-3
Illinois State	L 7-6

**1975**

**Coach Boo Ferriss**

**Record: 25-16 (8-6 GSC)**

**NCAA South Regional (Jacksonville, Ala., 1-2, 2nd)**

Southern (La.)	L 9-6
at Jacksonville State	W 6-5
Southern (La.)	L 8-1

**1977**

**Coach Boo Ferriss**

**Record: 41-17 (12-5 GSC)**

**NCAA So. Central Regional (Cleveland, MS 2-1, 1st)**

Nicholls State	W 7-4
Nicholls State	L 5-3
Nicholls State	W 10-0

**NCAA Division II Championship Tournament (Springfield, IL, 3-2, 3rd)**

UC-Riverside	L 8-2
SIU-Edwardsville	W 5-4
New Haven (CT)	W 5-3
Eckerd (FL)	W 8-6
UC-Riverside	L 5-3

**1978**

**Coach Boo Ferriss | Record: 43-19 (14-4 GSC)**

**NCAA So. Central Regional (Cleveland, MS, 3-1, 1st)**

Troy State	W 8-0
Mankato State	W 14-11(10)
Troy State	L 10-5
Troy State	W 8-4

**NCAA Division II Championship Tournament (Springfield, Ill, 4-2, 2nd)**

SW Missouri State	W 12-2
San Diego Univ.	W 6-1
Florida Southern	L 13-8
Valdosta State	W 9-5
New Haven (CT)	W 12-11
Florida Southern	L 7-2

**1979**

**Coach Boo Ferriss | Record: 32-20 (12-6 GSC)**

**NCAA So. Central Regional (Jacksonville, Ala., 2-2, 2nd)**

West Alabama	W 12-3
at Jacksonville St.	L 4-3
Troy State	W 10-6
at Jacksonville St.	L 10-7

**1980**

**Coach Boo Ferriss | Record: 26-12 (7-5 GSC)**

**NCAA Central Regional (Troy, Ala., 0-2, 4th)**

Bellarmine (KY)	L 6-4
Wright State (OH)	L 10-4

**1981**

**Coach Boo Ferriss | Record: 42-17-1 (5-5 GSC)**

**NCAA Central Regional (Troy, Ala., 2-2, 2nd)**

Northern Kentucky	L 3-0
Indianapolis	W 28-15
Northern Kentucky	W 16-12
at Troy State	L 5-4

**1982**

**Coach Boo Ferriss | Record: 41-19 (7-1 GSC)**

**NCAA Central Regional (Cleveland, Miss., 3-0, 1st)**

Jacksonville State	W 15-0
Indianapolis	W 11-8
Indianapolis	W 8-5

**NCAA Division II Championship Tournament (Riverside, Calif., 2-2, 3rd)**

Florida Southern	L 18-2
SW Missouri St	W 7-5
New Haven (CT)	W 5-1
Florida Southern	L 13-9

**1985**

**Coach Boo Ferriss | Record: 38-20-1 (7-5 GSC)**

**NCAA So. Central Regional (Cleveland, Miss., 2-2, 2nd)**

Grand Valley St.	W 8-2
Troy State	L 10-2
Grand Valley St.	W 8-4
Troy State	L 10-6

**1988**

**Coach Boo Ferriss | Record: 44-13 (13-1 GSC)**

**NCAA So. Central Regional (Cleveland, Miss., 3-2, 2nd)**

Jacksonville St.	L 5-13
Troy State	W 9-7
C. Missouri St.	W 9-8
Jacksonville St.	W 10-6
Jacksonville St.	L 8-2

**1989**

**Coach Bill Marchant | Record: 28-17 (11-2 GSC)**

**NCAA So. Central Regional (Florence, Ala, 0-2, 3rd)**

Jacksonville St.	L 11-10
at North Alabama	L 8-4

**1991**

**Coach Bill Marchant | Record: 33-12 (11-2 GSC)**

**NCAA South Regional (Cleveland, Miss., 2-2, 3rd)**

Troy State	W 11-5
Jacksonville State	L 7-4
Jacksonville State	W 10-4
Jacksonville State	L 2-0

**1994**

**Coach Bill Marchant | Record: 45-13 (19-4 GSC)**

**NCAA So. Central Regional (Pueblo, Colo., 3-1, 1st)**

Central Oklahoma	L 6-2
at So. Colorado	W 7-6
Central Oklahoma	W 17-5
Central Oklahoma	W 9-6

**NCAA Division II Championship Tournament (Montgomery, Ala., 3-2, T3rd)**

Mansfield (PA)	L 4-3
Springfield (MA)	W 12-11(10)
Mansfield (PA)	W 6-1
C. Missouri State	W 10-3
C. Missouri State	L 8-2

**1996**

**Coach Bill Marchant | Record: 53-8 (15-1 GSC)**

**NCAA So. Central Regional (Abilene Texas 3-0 1st)**

Winate	W 10-2
Abilene Christian	W 5-4
Abilene Christian	W 4-2

**NCAA Division II Championship Tournament (Montgomery, Ala., 2-2 4th)**

Tampa	W 8-4
St. Josephs	L 7-6
Tampa	W 11-10
Kennesaw State	L 3-1

**1999**

**Coach Mike Kinnison | Record: 41-10 (11-3 GSC)**

**NCAA South Central Regional (Florence, Ala., 0-2)**

Southeastern Okla.	L 7-6
Alabama-Huntsville	L 12-7

**2000**  
**Coach Mike Kinnison | Record: 48-12 (13-3 GSC)**  
**NCAA South Central Regional (Abilene, Texas, 2-2, 2nd)**  
 SE Oklahoma St..... W, 11-9  
 Abilene Christian..... W, 14-13  
 SE Oklahoma St..... L, 7-4  
 SE Oklahoma St..... L, 11-5

**2001**  
**Coach Mike Kinnison | Record: 44-9 (19-2 GSC)**  
**NCAA South Central Regional (Abilene, Texas, 3-0, 1st)**  
 Central Oklahoma..... W, 5-4  
 Alabama-Huntsville..... W, 7-5  
 Alabama-Huntsville..... W, 11-10

**NCAA Division II Word Series**  
**(Montgomery, Ala., 3-2, 3rd)**  
 North Florida..... L, 9-7  
 Tampa..... W, 14-11  
 UMass Lowell..... W, 6-2  
 North Florida..... W, 11-7  
 St. Mary's (Tx)..... L, 17-4

**2002**  
**Coach Mike Kinnison | Record: 50-8 (20-2 GSC)**  
**NCAA South Central Region Tournament**  
**(Cleveland, Miss., 3-0, 1st)**  
 Central Oklahoma..... W, 16-10  
 Abilene Christian..... W, 6-5  
 Abilene Christian..... W, 3-2

**NCAA Division II Word Series**  
**(Montgomery, Ala., 0-2)**  
 Ashland..... L, 12-5  
 Columbus State..... L, 6-5

**2003**  
**Coach Mike Kinnison | Record: 46-8 (28-4 GSC)**  
**NCAA South Central Region Tournament**  
**(Cleveland, Miss., 2-2)**  
 Southeastern Oklahoma St..... 8-4  
 Abilene Christian..... 5-14  
 Central Oklahoma..... 18-8  
 Abilene Christian..... 13-10

**2004**  
**Coach Mike Kinnison | Record: 54-11**  
**NCAA South Central Region Tournament**  
**(Cleveland, Miss., 3-0)**  
 Incarnate Word..... 5-4  
 Southern Arkansas..... 6-5  
 Southern Arkansas..... 24-2

**NCAA College World Series**  
**Montgomery, Ala. (4-1, 1st, NCAA DII National Champions)**  
 Central Missouri..... 6-5  
 Columbus State..... 14-5  
 Central Missouri..... 9-12  
 Central Missouri..... 10-9  
 Grand Valley State..... 12-8

**2005**  
**Coach Mike Kinnison | Record: 51-8**  
**NCAA South Central Region Tournament**  
**(Cleveland, Miss. (3-0, 1st)**  
 West Alabama..... 18-4  
 Abilene Christian..... 17-2  
 Central Oklahoma..... 9-1

**NCAA College World Series**  
**(Montgomery, Ala., 1-2)**  
 California State-Chico..... W, 3-0  
 Central Missouri..... L, 1-2  
 Grand Valley..... L, 7-11

**2007**  
**Coach Mike Kinnison | Record: 45-16**  
**NCAA South Central Region Tournament**  
**Arkadelphia, AR (1-2, T-3rd)**  
 West Florida..... 3-4  
 Ouachita Baptist..... 6-3  
 West Florida..... 1-2

**2008**  
**Coach Mike Kinnison | Record: 45-9**  
**NCAA South Central Region Tournament**  
**Cleveland, Miss. (3-2, 2nd)**  
 Texas A&M-Kingsville..... 9-3  
 West Alabama..... 9-7  
 Ouachita Baptist..... 14-19  
 Southern Arkansas..... 5-3  
 Ouachita Baptist..... 1-8

**2012**  
**Coach Mike Kinnison | Record: 46-13**  
**NCAA South Region Tournament**  
**Tampa, Fla. (6-1, 1st)**  
 North Alabama..... 2-0  
 Alabama-Huntsville..... 5-6  
 West Florida..... 11-3  
 Nova Southeastern..... 8-5  
 Alabama-Huntsville..... 7-6 (10)  
 Stillman..... 5-2  
 Stillman..... 10-7

**NCAA College World Series**  
**Cary, N.C. (TBD)**  
 St. Mary's (TX)..... TBD  
 Catawba/Indianapolis..... TBD



2004 NATIONAL CHAMPIONS

# COLLEGE WORLD SERIES APPEARANCES



2005 COLLEGE WORLD SERIES TEAMS



2004 NATIONAL CHAMPIONSHIP RING



<p><b>Record: 46-13</b> Coach Mike Kinnison</p>	<p><b>2012</b></p>
<p><b>Record: 52-10</b> Coach Mike Kinnison</p>	<p><b>2005</b></p>
<p><b>Record: 54-11</b> Coach Mike Kinnison <b>NATIONAL CHAMPIONS</b></p>	<p><b>2004</b></p>
<p><b>Record: 50-8</b> Coach Mike Kinnison</p>	<p><b>2002</b></p>
<p><b>Record: 50-11</b> Coach Mike Kinnison</p>	<p><b>2001</b></p>
<p><b>Record: 53-8</b> Coach Bill Marchant</p>	<p><b>1996</b></p>
<p><b>Record: 45-13</b> Coach Bill Marchant</p>	<p><b>1994</b></p>
<p><b>Record: 41-19</b> Coach Boo Ferriss</p>	<p><b>1982</b></p>
<p><b>Record: 43-19</b> Coach Boo Ferriss</p>	<p><b>1978</b></p>
<p><b>Record: 41-17</b> Coach Boo Ferriss</p>	<p><b>1977</b></p>
<p><b>Record: 20-22-1</b> Coach Don Ward</p>	<p><b>1968</b></p>