

2019-20 GAME NOTES



STANFORD MEN'S BASKETBALL



@STANFORDMBB

CONTACT: Zach Reynolds (Assistant Director, Communications) | 541-419-0615 | zreynold@stanford.edu

2019-20 SCHEDULE AND RESULTS

NOVEMBER

6 (Wed.)	Montana	W, 73-62	P12NET
9 (Sat.)	Cal State Fullerton	W, 70-54	P12NET
12 (Tue.)	Long Beach State	W, 86-58	P12NET
16 (Sat.)	Santa Clara	W, 82-64	P12NET
19 (Tue.)	Maryland Eastern Shore	W, 76-55	P12NET
21 (Thu.)	William & Mary	W, 81-50	P12NET
25 (Mon.)	Oklahoma (1)	W, 73-54	ESPN2
26 (Tue.)	Butler (1)	L, 68-67	ESPN2

DECEMBER

1 (Sun.)	UNC Wilmington	W, 72-54	P12NET
14 (Sat.)	at San Jose State	W, 78-58	CBSSN
17 (Tue.)	San Francisco	W, 64-56	P12NET
21 (Sat.)	San Diego (2)	W, 62-59	P12NET
29 (Sun.)	No. 5/5 Kansas	L, 72-56	ABC

JANUARY

2 (Thu.)	• California	W, 68-52	ESPN2
9 (Thu.)	• Washington	W, 61-55	FS1
11 (Sat.)	• Washington State	W, 88-62	P12NET
15 (Wed.)	• at UCLA	W, 74-59	P12NET
18 (Sat.)	• at USC	L, 82-78 (ot)	P12NET
26 (Sun.)	• at California	L, 52-50	ESPNU
30 (Thu.)	• Oregon State	L, 68-63	P12NET

FEBRUARY

1 (Sat.)	• No. 11/12 Oregon	W, 70-60	P12NET
6 (Thu.)	• at Utah	L, 64-56 (ot)	P12NET
8 (Sat.)	• at No. 24/24 Colorado	L, 81-74	P12NET
13 (Thu.)	• Arizona State	L, 74-69	ESPN2
15 (Sat.)	• Arizona	L, 69-60	P12NET
20 (Thu.)	• at Washington	W, 72-64	P12NET
23 (Sun.)	• at Washington State	W, 75-57	ESPNU
26 (Wed.)	• Utah	7 p.m.	P12NET

MARCH

1 (Sun.)	• Colorado	3 p.m.	ESPNU
5 (Thu.)	• at Oregon State	6 p.m.	P12NET
7 (Sat.)	• at Oregon	8 p.m.	FS1
11 (Wed.)	Pac-12 Tournament (3)	-	-
12 (Thu.)	Pac-12 Tournament (3)	-	-
13 (Fri.)	Pac-12 Tournament (3)	-	-
14 (Sat.)	Pac-12 Tournament (3)	-	-

• Pac-12 game

Bold indicates home game

- (1) Hall of Fame Classic at Kansas City, Mo.
- (2) Al Attles Classic at San Francisco, Calif.
- (3) Pac-12 Tournament at Las Vegas, Nev.



STANFORD
18-9, 7-7 Pac-12



UTAH
15-12, 6-9 Pac-12

GAME INFORMATION

Date.....	Feb. 26, 2020
Tip-Off Time.....	7:05 p.m.
Venue.....	Maples Pavilion (7,233)
TV.....	Pac-12 Network
Talent.....	JB Long, Don MacLean
Stanford Radio.....	GoStanford.com/TuneIn
Talent.....	Scott Reiss, John Platz
All-Time Series.....	Stanford trails, 13-22
Last Meeting.....	L, 64-56 (ot) (Feb. 6, 2020)
Streak.....	L4

SETTING THE SCENE

In a rematch of an early February contest in Salt Lake City, Stanford (18-9, 7-7 Pac-12) hosts Utah (15-12, 6-9 Pac-12) on Wednesday night at Maples Pavilion. The action will air on Pac-12 Networks.

THE OPENING TIP

- Junior Oscar da Silva leads the team with 16.0 points per game, a mark which ranks 10th in the conference. He also holds the 20th-best national mark in field goal percentage (58.8), and was the Pac-12 Player of the Week for Jan. 27-Feb. 2.
- Stanford was tripped up by the Utes in overtime on Feb. 6, 64-56 in the last meeting between the two.
- Stanford held 12 of its 13 non-conference opponents below 70 points and has limited its Pac-12 foes to an average of 64.2 points per game, which leads the league. The program boasts the best overall scoring defense in the Pac-12 (61.6), and the 12th-best nationally. As of Feb. 25, KenPom rates the Cardinal defense as the fifth-most efficient in the country.
- Despite Stanford's .500 conference mark, the Cardinal holds the Pac-12's third-best scoring margin in conference play (plus-4.2 points per game). Each of the conference losses came by single digits, while the team has recorded double-digit wins over Cal, Washington State (twice), UCLA and Oregon.
- Stanford is looking for its first win over the Utes since Feb. 4, 2017 - which ended 81-75 in Stanford's favor after Reid Travis scored 26 points to outduel Kyle Kuzma's 18.

VALUING THE THREE

Excelling on both ends of the floor beyond the arc, Stanford is one of four teams nationally to rank in the top-20 in both 3-point percentage and 3-point defense, joining San Diego State, Nevada and Northern Colorado. The Cardinal holds the 14th-best defensive mark, limiting its opponents to just 29 percent from 3-point range (including 28.1 percent in Pac-12 play), and the 19th-highest 3-point percentage at 37.6.

Three Stanford players are shooting north of 40 percent from 3-point range this season - Isaac White (44.6), Spencer Jones (43.4) and Tyrell Terry (40.3).

POSSIBLE STARTERS

No.	Player	Pos.	Ht.	Wt.	Yr.	PPG	RPG	APG
1	Daejon Davis	G	6-3	185	Jr.	8.6	3.1	3.4
2	Bryce Wills	G	6-6	195	So.	7.1	4.2	2.2
3	Tyrell Terry	G	6-2	160	Fr.	15.0	4.6	3.2
13	Oscar da Silva	F	6-9	225	Jr.	16.0	6.5	1.7
14	Spencer Jones	F	6-7	195	Fr.	9.2	3.4	0.7

OFF THE BENCH

4	Isaac White	G	6-2	180	Jr.	4.8	1.8	0.7
5	Kodye Pugh (OUT FOR SEASON - INJURY)	F	6-8	205	R-Jr.	---	---	---
11	Jaiden Delaire	F	6-9	200	So.	6.1	2.3	0.5
12	Keenan Fitzmorris	C	7-0	210	R-Fr.	0.5	0.5	0.0
15	Rodney Herenton	G	6-1	185	Sr.	0.2	0.1	0.3
21	Daniel Begovich	G	6-5	200	Jr.	0.0	0.3	0.0
22	James Keefe	F	6-9	220	Fr.	2.4	2.1	0.1
23	Neal Begovich (REDSHIRTING)	F	6-9	220	Fr.	---	---	---
24	Sam Beskind	G	6-4	193	R-Fr.	0.2	0.2	0.1
32	Lukas Kisunas	F	6-10	245	So.	2.5	3.0	0.6

**ANNE AND TONY JOSEPH
DIRECTOR OF MEN'S BASKETBALL
JEROD HAASE**



In three seasons as Stanford's Anne and Tony Joseph Director of Men's Basketball, Jerod Haase has instilled an invested, tough and selfless attitude into the program.

Since arriving on The Farm, the Cardinal has won 66 games, recorded its best conference finish and most league wins in a decade and earned a postseason berth for the first time in three years.

Fueled by back-to-back top-25 recruiting classes, Haase's 2018-19 squad featured freshmen and sophomores accounting for 80 percent of the scoring and rebounding. With one of the youngest rosters in the nation, Stanford won 15 games facing one of the toughest road schedules in Division I.

In 2017-18, Haase guided Stanford to a third-place finish in the Pac-12 with 11 conference wins, the program's highest finish and most league victories in 10 seasons. Competing without two starters for half the season, Stanford won 19 games overall and earned a postseason berth for the first time in three years with a second-round appearance in the NIT.

Several players have flourished under Haase's tutelage. KZ Okpala became Stanford's latest NBA Draft pick in 2019. Along with Okpala's first team all-conference selection and Josh Sharma's All-Pac-12 nod, Reid Travis was a two-time First Team All-Pac-12 selection in 2018 and a two-time NABC All-District pick. Dorian Pickens was named an all-conference player for his performance on the court and the Pac-12 Scholar-Athlete of the Year for his efforts in the classroom in 2018. Daejon Davis was named to the five-member Pac-12 All-Freshman Team in 2018.

During Haase's first season in 2016-17, Stanford posted 14 wins against a challenging schedule and finished among the nation's top-10 percent in the classroom. Haase was appointed Stanford's 18th head coach in school history on March 25, 2016.

At UAB, Haase led the Blazers to the 2016 regular-season Conference USA championship and the program's 15th all-time NCAA Tournament berth in 2015. Haase was 80-53 overall in four seasons while improving the Blazers' win total every year.

Prior to UAB, Haase played for Roy Williams at Kansas and spent 13 years on Williams' staff with the Jayhawks and Tar Heels. Haase is a 1997 graduate of Kansas with a degree in business administration.

YEAR	SCHOOL	OVERALL	POSTSEASON
2012-13	UAB	16-17	-
2013-14	UAB	18-13	-
2014-15	UAB	20-16	NCAA Third Round
2015-16	UAB	26-7	NIT First Round
2016-17	Stanford	14-17	-
2017-18	Stanford	19-16	NIT Second Round
2018-19	Stanford	15-16	-
2019-20	Stanford	18-9	-
OVR		145-111	3 appearances
at Stanford		66-58	1 appearance
at UAB		80-53	2 appearances

LAST TIME OUT

Winning on the road for the second game in a row, Stanford men's basketball led from start to finish in a 75-57 triumph at Washington State on Sunday. The victory gave Stanford its first road sweep of the season, and just the fifth in the Pac-12 this season.

Oscar da Silva scored 19 points and Daejon Davis added 17 to lead Stanford, keeping the Cardinal's hopes of an at large bid for the NCAA tournament alive. Tyrell Terry added 12 points, and seven players had at least two field goals.

THE NET RESULT

Stanford debuted at No. 9 in the first edition of the NCAA's NET rankings released on Dec. 16. With four games remaining in the conference slate, the Cardinal is still in the mix at No. 31. Stanford is the fourth-highest ranked in the Pac-12, behind Arizona (7), Colorado (18) and Oregon (20).

- vs. Quad 1: 2-5 (wins vs. Oregon, at Washington)
- vs. Quad 2: 4-3 (wins vs. Oklahoma (N), at UCLA, vs. Washington, at Washington State)
- vs. Quad 3: 6-1 (wins vs. San Francisco, Washington St., Santa Clara, Montana, William & Mary and Cal)
- vs. Quad 4: 6-0 (4-0 at home, 1-0 road, 1-0 neutral)

As the NET currently stands, Stanford has three quadrant one matchups, and one quadrant three game remaining on its schedule. The Pac-12 boasts six teams in the top 50 and 10 in the top 100. Wednesday's opponent, Utah, slots in at No. 80.

BRING OUT THE BROOMS

Stanford picked up its first road sweep of the season, and just the fifth in the Pac-12, with back-to-back wins at Washington and Washington State, 72-64 and 75-57, respectively. The Cardinal joins Arizona (twice), Arizona State and UCLA with road sweeps this season. The successful trip was Stanford's first road sweep since sweeping the Washington schools in 2017-18.

MAKING AN INTRODUCTION

Stanford's most consistent starting five of Tyrell Terry, Daejon Davis, Bryce Wills, Spencer Jones and Oscar da Silva have started 22 games together, and have outscored opponents when on the floor together by 93 points over 237 minutes. In Pac-12 play, the unit has outscored its opponents by 44 points over 128 minutes, for an average of 13.8 points per 40 minutes.

MAN TO MAN

The Cardinal has held the top five scorers in the league, Remy Martin (Arizona State), Payton Pritchard (Oregon), Tres Tinkle (Oregon State), CJ Elleby (Washington State) and Matt Bradley (Cal) to just 34.9 percent shooting (37-for-106) from the field. Expanding to the top 10, which includes Timmy Allen (Utah), Isaiah Stewart (Washington), Zeke Nnaji (Arizona) and Onyeka Okongwu (USC), the number rises only slightly to 38.7 percent (60-for-155). Overall, Stanford is limiting its Pac-12 foes to 38.4 percent from the field.

FEELING SALTY

Stanford has two players averaging double figures against the Utes - Daejon Davis (14.3) and Tyrell Terry (14.0). Terry led the scoring with 14 points in February, while Davis chipped in 12, five shy of his career-best 17 against the Utes in 2019. The Cardinal held the Utes to 36.8 percent from the floor in the first game, which ended knotted at 50-50 after regulation.

2019-20 ROSTER						
No.	Player	Pos.	Ht.	Wt.	Yr.	Major
1	Daejon Davis	G	6-3	185	Jr.	Communication
2	Bryce Wills	G	6-6	195	So.	Undeclared
3	Tyrell Terry	G	6-2	160	Fr.	Undeclared
4	Isaac White	G	6-2	180	Jr.	Sociology
5	Kodye Pugh	F	6-8	205	R-Jr.	Film and Media Studies
11	Jaiden Delaire	F	6-9	200	So.	Undeclared
12	Keenan Fitzmorris	C	7-0	210	R-Fr.	Undeclared
13	Oscar da Silva	F	6-9	225	Jr.	Biology
14	Spencer Jones	F	6-7	195	Fr.	Undeclared
15	Rodney Herenton	G	6-1	185	Sr.	International Relations
21	Daniel Begovich	F	6-5	200	Jr.	Undeclared
22	James Keefe	F	6-9	220	Fr.	Undeclared
23	Neal Begovich	F	6-9	220	Fr.	Undeclared
24	Sam Beskind	G	6-4	193	R-Fr.	Undeclared
32	Lukas Kisunas	F	6-10	245	So.	Undeclared
Jerod HAASE rhymes with pass						
DAEJON Davis DAY-jhon						
KODYE PUGH Cody Pew						
Lukas KISUNAS kah-SOON-us						
ISAAC White EYE-zack						
Hometown (High School)						
Seattle, Wash. (Garfield HS)						
White Plains, N.Y. (Iona Prep)						
Minneapolis, Minn. (DeLaSalle HS)						
Adelaide, Australia (Sacred Heart College HS)						
Baltimore, Md. (Blair Academy - N.J.)						
North Granby, Conn. (Granby Memorial)						
Overland Park, Kan. (New Hampton School - N.H.)						
Munich, Germany (Ludwig Gymnasium)						
Roeland Park, Kan. (Bishop Medge HS)						
Chicago, Ill. (Stevenson HS)						
San Francisco, Calif. (St. Ignatius College Prep)						
Los Angeles, Calif. (Loyola HS)						
San Francisco, Calif. (St. Ignatius College Prep)						
Tucson, Ariz. (Catalina Foothills HS)						
Vilnius, Lithuania (Brewster Academy - N.H.)						

FLOOR GENERAL

Freshman Tyrell Terry has been dynamic while running the offense, scoring in double figures in 24 of 26 appearances. Included in that stretch were back-to-back double-doubles against William & Mary (Nov. 21) and Oklahoma (Nov. 25), becoming the first Cardinal freshman with consecutive double-doubles since Michael Humphrey in 2015. Terry, who has produced eight 20-point games, averages 15.0 points to go along with 4.6 rebounds and 3.2 assists. Terry is shooting 45.4 percent overall, 40.3 percent from three-point range and 89.9 percent from the foul line. He ranks fourth among freshmen in the Pac-12 in scoring, and is first among freshmen guards.

In Pac-12 play, Terry ranks third among all freshmen with 14.9 points per game on a slash line of .448/.423/.909. His 89.9 percent overall mark from the foul line ranks 10th nationally.

CHASING CASEY

Spencer Jones has been progressing through the Stanford freshman record book, and stands just two triples shy (72) of matching Casey Jacobsen (74) for second all-time in made threes by a Cardinal first-year player. Jones needs 14 made threes to overcome Chasson Randle for the top spot, and 22 to set a new single-season record for any Stanford student-athlete, a mark currently held by Jeremy Green (93).

FRESH PRINCE OF DELAIRE

Sophomore forward Jaiden Delaire reached double figures in back to back games for the first time in his career, averaging 15.0 points per game against Colorado and Arizona State. Delaire poured in 19 points against Colorado, the second-highest scoring output of his career, and followed with 11 at home vs. the Sun Devils. Turning up the defense, he tied his career-high with two blocked shots in each game. He is averaging 10.2 points over the last four games.

THE OSCAR GOES TO...

Picking up where he left off in 2018-19, Oscar da Silva has emerged as Stanford's top scorer (16.0 ppg) and rebounder (6.5 rpg). Reaching double-figure scoring in 21 of 26 games, da Silva is shooting 58.9 percent overall and has been the Cardinal's most frequent visitor to the foul line, making 92-for-119 for 77.3 percent. Against Oregon on Feb. 1, da Silva poured in a career-high 27 points after making 11-for-17 from the field, while the Munich, Germany native scored a career-best nine points from the free throw line against Arizona.

JONES' SHARP-SHOOTING FROM DEEP

Since being inserted into the starting lineup following the season opener, freshman Spencer Jones (9.2 ppg) has provided a spark. Of Jones' 82 field goals, 72 have come from 3-point territory, including his first 17 buckets to begin the season. Jones, who has reached double figures in scoring 11 times, has made 43.4 percent (72-for-166) from long range while his size and athleticism have presented matchup issues for opponents.

EUROPEAN ADVENTURE

Stanford embarked on a 10-day European tour from Aug. 18-28, visiting Italy, Germany and Switzerland as part of an educational and cultural experience that included four exhibition games. In addition to its 11 returnees, the Cardinal's four-member freshman class joined the tour. Other highlights: a team visit to Oscar da Silva's hometown of Munich and walk-ons Sam Beskind and Rodney Herenton being presented with scholarships in a surprise ceremony on Lake Como.

HOME COURT ADVANTAGE

The Cardinal is 12-4 at home this season inside Maples Pavilion, including eight consecutive victories to begin the season. Stanford has won 73.4 percent (47-17) of its home contests under head coach Jerod Haase, and boasts an all-time mark of 551-222 (.713) at Maples, dating back to 1968.

LOOKING AHEAD

The Pac-12 Tournament is three weeks away, with Stanford still in the mix for a plethora of seed options. Since the expansion from 10 to 12 teams, Stanford has ranged from five to 10 in its seeding. Stanford last received first round byes in 2010 (7 seed, plus USC postseason ban) and 2008 (2nd seed).

FLOOR BURNS

During his playing career at Kansas, Jerod Haase was known for his energy and passion on the court. Whether it be diving for loose balls or taking charges, Haase's trademark hustle was always on display. During his time with the Jayhawks, the "floor burns" statistic was created in his honor and is still tracked by the program. Haase totaled 167 floor burns during the 1996-97 season. Stanford's individual 2019-20 totals (202 combined) are as follows:

Daejon Davis.....	42	Lukas Kisunas.....	9
Oscar da Silva	40	Isaac White.....	3
Bryce Wills	32	Keenan Fitzmorris	2
Tyrell Terry.....	29	Sam Beskind.....	2
Spencer Jones.....	18	Rodney Herenton	1
James Keefe.....	13		
Jaiden Delaire.....	11		

2019-20 PAC-12 STANDINGS

TEAM	CONFERENCE			OVERALL		
	W	L	PCT.	W	L	PCT.
1.....Arizona St.....	10	4	.714	19	8	.703
2.....Colorado	10	5	.667	21	7	.750
3.....Oregon	10	5	.667	21	7	.750
.....UCLA.....	10	5	.667	17	11	.607
5.....Arizona	9	5	.642	19	8	.703
6.....USC.....	8	7	.533	19	9	.679
7..... Stanford	7	7	.500	18	9	.667
8.....Utah.....	6	9	.400	15	12	.556
9.....California	5	9	.357	11	16	.407
10...Oregon St	5	10	.333	15	12	.556
.....Washington St...5	5	10	.333	14	14	.500
12...Washington	3	12	.200	13	15	.464

*Through Feb. 23

IN THE SERIES - UTAH

Series History.....	Stanford trails, 13-22
Streak.....	L4
Last 5 Meetings.....	Stanford trails, 1-4
Last 10 Meetings.....	Stanford trails, 3-7
Under Jerod Haase.....	Stanford trails, 1-4
Biggest Win	33 (76-43), 1935-36
Biggest Loss	38 (15-53), 1945-46
Most Points Scored.....	95 (1969-70)
Most Points Allowed	101(1967-68)

STANFORD QUICK FACTS

Home Arena	Maples Pavilion
Opened	1968
Capacity	7,223
Record at Maples	551-222 (.713)
Conference Record at Maples	276-170 (.619)

Anne and Tony Joseph Director of

Men's Basketball	Jerod Haase
Alma Mater.....	Kansas '97
Record at Stanford.....	66-58 (4th year)
Overall	146-111 (8th year)

James C. Gaither Associate Head Coach of

Men's Basketball	Jeff Wilbrun (4th year)
Associate Head Coach	Adam Cohen (4th year)
Assistant Coach	Jesse Pruitt (4th year)
Assistant to the Head Coach.....	Tom Orlich (4th year)
Director of Operations	David Berkun (4th year)
Player Development	Camryn Crocker (1st year)
Athletic Trainer	Dominic Vincentini (4th year)
Sports Performance	Mike Chatman (1st year)
Program Assistant	Jack Frost (1st year)
Asst. Dir. of Operations	Caleb Feist (1st year)
Student Assistant Coach ..	Trevor Stanback (1st year)
Captains	Daejon Davis, Oscar da Silva
First Season	1913-14 (105th season)
All-Time Record.....	1,550-1,170 (.571)
NCAA Championships.....	1 (1942)
NCAA Final Four	2 (1942, 1998)
NCAA Appearances... 17	(1942, '89, '92, '95, '96, '97, '98, '99, '00, '01, '02, '03, '04, '05, '07, '08, '14)
NIT Championships	3 (1991, '12, '15)
NIT Appearances. 9	(1988, '90, '91, '94, '06, '12, '13, '15, '18)
Conference Championships	7 (1920 (PCC), '21(PCC), '63 (co-AAWU), 1999, '00, '01, '04)
Pac-12 Championships.....	4 (1999, '00, '01, '04)

2019-20 STANFORD TEAM HIGHS

Points	88, vs. Washington State (1-11-20)
FG made	36, vs. Washington State (1-11-20)
FG att.	65, 3x, last at Utah (2-6-20)
FG%	61.0, vs. Washington State (1-11-20)
3-pt. FG made	12, at Colorado (2-8-20)
3-pt. FG att.	30, vs. Washington (1-9-20)
FT made	26, vs. Santa Clara (11-16-19)
FT att.	35, vs. Santa Clara (11-16-19)
Rebounds	51, vs. Oklahoma (11-25-19)
Assists	23, 2x, last vs. Washington State (1-11-20)
Steals	13, vs. Montana (11-6-19)
Blocks	6, vs. William & Mary (11-21-19)
Fewest Turnovers	9, vs. Washington State (1-11-20)
Fewest Fouls	8, vs. UNC Wilmington (12-1-19)
First Half pts.	47, vs. Long Beach State (11-12-19)
Second Half pts.	46, 2x, last vs. San Francisco (12-17-19)

2019-20 STANFORD TEAM LOWS

Points	50, at California (1-26-20)
FG made	19, 3x, last vs. Arizona (2-15-20)
FG att.	43, 2x, at Washington State (2-23-20)
FG%	35.4, at Utah (2-6-20)
3-pt. FG made	2, at California (1-26-20)
3-pt. FG att.	10, vs. Santa Clara (11-16-19)
FT made	4, at Utah (2-6-20)
FT att.	4, at Utah (2-6-20)
Rebounds	21, vs. Arizona State (2-13-20)
Assists	5, at California (1-26-20)
Steals	2, 2x, last at California (1-26-20)
Blocks	1, vs. Long Beach State (11-12-19)
Most Turnovers	20, 3x, last vs. Arizona State (2-13-20)
Most Fouls	27, at Colorado (2-8-20)
First Half pts.	18, 2x, last vs. Kansas (12-29-19)
Second Half pts.	24, at USC (1-18-20)

2019-20 OPPONENT TEAM HIGHS

Points	82, at USC (1-18-20)
FG made	29, vs. Arizona State (2-13-20)
FG att.	64, vs. Oregon (2-1-20)
FG%	54.7, vs. Arizona State (2-13-20)
3-pt. FG made	12, vs. Washington State (1-11-20)
3-pt. FG att.	31, at San Jose State (12-14-19)
FT made	30, at Colorado (2-8-20)
FT att.	40, at Colorado (2-8-20)
Rebounds	46, vs. Washington (1-9-20)
Assists	15, 3x, last at Utah (2-6-20)
Steals	13, at Utah (2-6-20)
Blocks	9, at Utah (2-6-20)
Fewest Turnovers	7 vs. California (1-26-20)
Fewest Fouls	10, at Utah (2-6-20)
First Half pts.	37, at Washington (2-20-20)
Second Half pts.	59, at Colorado (2-8-20)

2019-20 OPPONENT TEAM LOWS

Points	50, vs. William & Mary (11-21-19)
FG made	17, 2x, last vs. California (1-2-20)
FG att.	41, at Colorado (2-8-20)
FG%	29.8, at San Jose State (12-14-19)
3-pt. FG made	3, 3x, last vs. Arizona (2-15-20)
3-pt. FG att.	12, at California (1-26-20)
FT made	0, vs. UNC Wilmington (12-1-19)
FT att.	2, vs. UNC Wilmington (12-1-19)
Rebounds	25, vs. William & Mary (11-21-19)
Assists	3, vs. California (1-2-20)
Steals	2, vs. UNC Wilmington (12-1-19)
Blocks	0, 2x, last vs. Oregon (2-1-20)
Most Turnovers	22, vs. San Francisco (12-17-19)
Most Fouls	26, vs. Santa Clara (11-16-19)
First Half pts.	16, vs. Maryland Eastern Shore (11-19-19)
Second Half pts.	22, at Utah (2-6-20)

GAME-BY-GAME STARTERS

Opponent	Guard	Guard	Guard/Forward	Forward	Forward/Center
Montana	Terry	Davis	Wills	da Silva	Kisunas
Cal State Fullerton	Terry	Davis	Wills	Jones	da Silva
Long Beach State	Terry	Davis	Wills	Jones	da Silva
Santa Clara	Terry	Davis	Wills	Jones	da Silva
Maryland Eastern Shore	Terry	Davis	Wills	Jones	da Silva
William & Mary	Terry	Davis	Wills	Jones	da Silva
vs. Oklahoma	Terry	Davis	Wills	Jones	da Silva
vs. Butler	Terry	Davis	Wills	Jones	da Silva
UNC Wilmington	Terry	Davis	Wills	Jones	da Silva
at San Jose State	Terry	Davis	Wills	Jones	da Silva
San Francisco	Davis	Wills	Jones	da Silva	Kisunas
vs. San Diego	Terry	Davis	Wills	Jones	da Silva
Kansas	Terry	Davis	Wills	Jones	da Silva
California	Terry	Davis	Wills	Jones	da Silva
Washington	Terry	Davis	Wills	Jones	da Silva
Washington State	Terry	Davis	Wills	Jones	da Silva
at UCLA	Terry	Davis	Wills	Jones	da Silva
at USC	Terry	Davis	Wills	Jones	da Silva
at California	Terry	Davis	Wills	Jones	da Silva
Oregon State	Terry	Davis	Wills	Jones	da Silva
Oregon	Terry	Davis	Wills	Jones	da Silva
at Utah	Terry	Wills	Jones	da Silva	Kisunas
at Colorado	Terry	Davis	Jones	da Silva	Kisunas
Arizona State	Terry	Davis	Wills	Jones	Kisunas
Arizona	Terry	Davis	Wills	Jones	da Silva
at Washington	Terry	Davis	Wills	Jones	da Silva
at Washington State	Terry	Davis	Wills	Jones	da Silva
Utah					
Colorado					
at Oregon State					
at Oregon					

BY THE NUMBERS

DOUBLE-DOUBLES	2019-20	CAREER
Oscar da Silva	4	7
Tyrell Terry	2	2
Daejon Davis	-	3
20+ POINT GAMES	2019-20	CAREER
Tyrell Terry	8	8
Oscar da Silva	6	10
Daejon Davis	1	5
Jaiden Delaire	1	1
Bryce Wills	1	1
Isaac White	-	1
DOUBLE-DIGIT POINTS	2019-20	CAREER
Tyrell Terry	23	23
Oscar da Silva	20	40
Spencer Jones	11	11
Daejon Davis	10	45
Bryce Wills	8	17
Jaiden Delaire	4	6
Isaac White	3	11
DOUBLE-DIGIT REBOUNDS	2019-20	CAREER
Oscar da Silva	5	12
Tyrell Terry	2	2
Lukas Kisunas	1	1
Daejon Davis	-	2
DOUBLE-DIGIT ASSISTS	2019-20	CAREER
Daejon Davis	-	2

BY THE NUMBERS

LED TEAM IN SCORING (includes ties)	2019-20	CAREER
Oscar da Silva	12	16
Tyrell Terry	9	9
Daejon Davis	3	12
Jaiden Delaire	3	3
Bryce Wills	1	2
Spencer Jones	1	1
LED TEAM IN REBOUNDING (includes ties)	2019-20	CAREER
Oscar da Silva	15	25
Tyrell Terry	8	8
Bryce Wills	5	7
Lukas Kisunas	4	4
Daejon Davis	2	6
Spencer Jones	2	2
Jaiden Delaire	1	1
LED IN ASSISTS (includes ties)	2019-20	CAREER
Daejon Davis	17	57
Tyrell Terry	11	11
Bryce Wills	4	11
Oscar da Silva	2	8
Isaac White	-	2
Jaiden Delaire	-	1
Kodye Pugh	-	1

THE LAST TIME - TEAM

Scored 100 points

Stanford	104, vs. UCLA (2-16-19)
Opponent	108, Florida (11-23-17)

Scored less than 50 points

Stanford	46, at Oregon (2-10-19)
Opponent	46, at Oregon State (1-19-17)

Scored less than 40 points

Stanford	39, at Washington State (2-25-06)
Opponent	38, vs. Carroll College (12-27-15)

Overtime game

Stanford win	vs. UCLA (107-99 on 1-4-18)
Stanford loss	at Utah (64-56 on 2-6-20)

Double Overtime game

Stanford win	vs. UCLA (107-99 in 2OT on 1-4-18)
Stanford loss	at UCLA (86-61 in 2OT on 1-8-15)

40-point win

Stanford	Stanford 98, Washington State 50 (2-28-19)
Opponent	Oregon State 81, Stanford 38 (1-11-82)

50-point win

Stanford	Stanford 111, Harvard 56 (11-9-07)
Opponent	never

60 points in a half

Stanford	63 (1st half), vs. Harvard (11-9-07)
Opponent	60 (2nd half), at USC (1-26-02)

Between 16-20 points in a half

Stanford	20 (1st half), vs. Washington (1-9-20)
Opponent	18 (1st half), vs. Washington State (1-11-20)

15 points or less in a half

Stanford	13 (1st half), vs. Florida (11-22-18)
Opponent	15 (1st half), Washington State (2-28-19)

50 rebounds by a team

Stanford	51, vs. Oklahoma (11-25-19)
Opponent	51, Portland State (11-28-18)

12 or more three-pointers in a game

Stanford	12, at Colorado (2-8-20)
Opponent	12, Washington State (1-11-20)

10 or more steals in a game

Stanford	10, vs. Washington (1-9-20)
Opponent	13, at Utah (2-6-20)

25 turnovers in a game

Stanford	28, vs. Portland State (11-26-17)
Opponent	25, vs. Arkansas-Pine Bluff (12-29-14)

Five players scoring in double digits

Stanford	5, vs. Washington State (2-28-19)
Opponent	5, Arizona (1-9-19)

More than five players scoring in double digits

Stanford	6, vs. Green Bay (11-13-15)
Opponent	6, at Colorado (3-2-17)

THE LAST TIME - INDIVIDUAL

Player recorded a double-double

Stanford	Oscar da Silva (19 pts/10 rebs), at Washington State (2-23-20)
Opponent	CJ Elleby (22 pts/10 rebs), at Washington State (2-23-20)

Two players recorded a double-double

Stanford	Sharma (16 pts., 14 rebs.)/da Silva (15 pts./10 rebs.), vs. Washington (3-3-19)
Opponent	Branden Carlsen (14 pts/12 rebs), Riley Battin (11 pts/10 rebs), at Utah (2-6-20)

Player recorded a triple-double

Stanford	Brook Lopez (18 pts/11 reb/12 blk), vs. USC (1-25-07)
Opponent	Kyle Weaver (14 pts/13 reb/10 ast), vs. Washington State (1-13-07)

Game decided by buzzer-beater

Stanford win	Daejon Davis, vs. USC (1-7-18)
Stanford loss	Lamont Jones, vs. Arizona (2-27-10)

30 points

Stanford	KZ Okpala (30), at California (2-3-19)
Opponent	Aaron Holiday (34), UCLA (3-8-18)

40 points

Stanford	Casey Jacobsen (41), vs. Oregon (2-7-02)
Opponent	Damon Stoudamire (45), Arizona (1-14-95)

Two players with 20 or more points

Stanford	Josh Sharma (22)/KZ Okpala (20), vs. UCLA (2-16-19)
Opponent	McKinley Wright (21)/D'Shawn Schwartz (20), at Colorado (2-8-20)

Three players with 20 or more points

Stanford	Brown (21)/Randle (21)/Nastic (20), vs. Arizona State (1-24-15)
Opponent	Moore (25)/Brown (23)/Carmichael (21), vs. Illinois State (3-19-12)

No double digit scorer

Stanford	at USC (1-20-11)
Opponent	vs. Carroll College (12-27-15)

12 field goals

Stanford	Michael Humphrey (12), vs. UCLA (2-27-16)
Opponent	Aaron Holiday (12), UCLA (3-8-18)

7 three-pointers

Stanford	Dorian Pickens (7) at Washington State (1-11-18)
Opponent	Legerald Vick (7), Kansas (12-1-18)

15 free throws

Stanford	Reid Travis (19), at Kansas (12-3-16)
Opponent	Jared Cunningham (15), vs. Oregon State (3-9-11)

15 rebounds

Stanford	Oscar da Silva (15), vs. Stanford (2-1-20)
Opponent	Jaden McDaniels (15), Washington (1-9-20)

20 rebounds

Stanford	Michael Humphrey (20), at Oklahoma State (3-19-18)
Opponent	Andre Roberson (20), at Colorado (1-24-13)

Three players with 10 or more rebounds

Stanford	Travis (12)/R. Allen (10)/Pickens (10), vs. Villanova (11-26-15)
Opponent	Johnson (13)/Scott (10), at Colorado (2-15-15)

10 assists

Stanford	Daejon Davis (11), vs. UCLA (2-16-19)
Opponent	Chris Chiozza (11), Florida (11-23-17)



#1 DAEJON DAVIS

Junior | Guard | 6-3 | 185

Seattle, Wash. | Garfield | Communication

Three things to know...

1: Elite defender and playmaker - consensus top-60 recruit in 2017

2: Holds Stanford's freshman record for assists (160), topping the mark set by Brevin Knight in 1993-94

3: Team captain as a junior, along with Oscar da Silva

Career Accolades: 2019-20 Preseason All-Pac-12 second team ... 2018 Pac-12 All-Freshman Team ... Pac-12 Player of the Week (Jan. 15, 2018)

Trending: Ranks ninth in program history with 367 career assists, recently passing Chasson Randle '15 ... 11th in program history in career steals with 122 ... Ranks ninth in Pac-12 play with 3.4 assists per game ... Has a steal in 25 of 27 contests, including 11 multi-steal outings.

DAVIS' CAREER HIGHS

Points	23, at UCLA 1/27/18
FG	9, at UCLA 1/27/18
FGA	19, at UCLA, 1/27/18
3FG	3, three times
3FGA	7, twice
FT	8, vs. Oregon State 2/1/18
FTA	12, vs. Oregon State 2/1/18
Rebounds	10, twice
Assists	11, vs. UCLA 2/6/19
Blocks	2, twice
Steals	5, three times
Minutes	45, vs. UCLA 1/4/18

DAVIS' SEASON HIGHS

Points	20, vs. California 1/2/20
FG	8, vs. San Francisco 12/17/19
FGA	15, twice
3FG	3, vs. California 1/2/20
3FGA	7, twice
FT	4, twice
FTA	5, three times
Rebounds	9, vs. San Diego 12/21/19
Assists	6, vs. Butler 11/26/19
Blocks	2, vs. San Francisco 12/17/19
Steals	5, vs. Montana 11/6/19
Minutes	40, at USC 1/18/20

FAST FIVE

Nicknames: Zoc, Dae, Swaggy D, Jon Jon

Most people might not know: If I could be one animal, I would be a wolf, just to be a part of the pack.

Favorite class at Stanford: Drawing 1

Significance behind jersey number: Mentor, Mitch Johnson, wore No. 1 when he played at Stanford (2006-09)

First basketball interest: Mom surprised him one day with tickets to a Seattle Sonics game against LeBron James and the Cleveland Cavaliers

2019-20 GAME-BY-GAME

Opponent	Date	GS	Min	FG-FGA	Pct	3FG-FGA	Pct	FT-FTA	Pct	O/D/T	Avg	PF	FO	A/T	B	S	P	Avg
MONTANA	11/06/19	*	33	1-5	.200	0-0	.000	0-0	.000	0/2/2	2.0	2	0	4/1	0	5	2	2.0
CS FULLERTON	11/09/19	*	33	6-7	.857	1-1	1.000	1-5	.200	0/5/5	3.5	1	0	2/3	1	3	14	8.0
LONG BEACH ST.	11/12/19	*	23	3-3	1.000	2-2	1.000	0-0	.000	0/2/2	3.0	4	0	3/2	0	1	8	8.0
SANTA CLARA	11/16/19	*	36	5-8	.625	1-2	.500	4-5	.800	1/3/4	3.3	2	0	2/2	0	2	15	9.8
UMES	11/19/19	*	24	2-5	.400	1-1	1.000	0-0	.000	0/2/2	3.0	0	0	4/3	0	1	5	8.8
WILLIAM & MARY	11/21/19	*	29	4-8	.500	2-2	1.000	4-4	1.000	0/2/2	2.8	3	0	4/3	1	3	14	9.7
vs Oklahoma	11/25/19	*	32	3-9	.333	2-5	.400	0-0	.000	0/2/2	2.7	1	0	4/3	1	1	8	9.4
vs Butler	11/26/19	*	39	1-6	.167	0-3	.000	0-0	.000	0/3/3	2.8	2	0	6/3	1	2	2	8.5
UNC WILMINGTON	12/01/19	*	34	2-4	.500	0-1	.000	0-1	.000	0/2/2	2.7	1	0	5/3	0	1	4	8.0
at San Jose St.	12/14/19	*	14	1-1	1.000	0-0	.000	0-0	.000	0/0/0	2.4	4	0	0/2	0	1	2	7.4
SAN FRANCISCO	12/17/19	*	39	8-11	.727	0-0	.000	2-3	.667	0/3/3	2.5	3	0	4/5	2	3	18	8.4
vs San Diego	12/21/19	*	39	4-12	.333	0-1	.000	0-2	.000	1/8/9	3.0	2	0	4/2	1	1	8	8.3
KANSAS	12/29/19	*	38	3-11	.273	1-5	.200	1-2	.500	0/2/2	2.9	4	0	3/2	1	0	8	8.3
CALIFORNIA	01/02/20	*	35	7-15	.467	3-6	.500	3-3	1.000	0/6/6	3.1	4	0	5/1	0	3	20	9.1
WASHINGTON	01/09/20	*	27	4-11	.364	2-6	.333	2-5	.400	1/2/3	3.1	2	0	5/2	0	2	12	9.3
WASHINGTON ST	01/11/20	*	28	2-4	.500	1-3	.333	1-2	.500	1/2/3	3.1	2	0	5/3	0	1	6	9.1
at UCLA	01/15/20	*	33	2-8	.250	0-2	.000	2-3	.667	1/5/6	3.3	0	0	5/2	1	1	6	8.9
at USC	01/18/20	*	40	1-8	.125	0-1	.000	1-2	.500	0/1/1	3.2	3	0	5/3	0	1	3	8.6
at California	01/26/20	*	32	5-9	.556	0-2	.000	2-2	1.000	1/1/2	3.1	3	0	2/4	0	1	12	8.8
OREGON ST	01/30/20	*	33	5-12	.417	1-4	.250	1-2	.500	0/4/4	3.2	4	0	4/2	1	2	12	9.0
OREGON	02/01/20	*	36	1-6	.167	1-2	.500	0-0	.000	0/4/4	3.2	3	0	3/3	1	2	3	8.7
at Utah	02/06/20	*	39	5-15	.333	1-7	.143	1-1	1.000	1/2/3	3.2	4	0	0/3	1	2	12	8.8
at Colorado	02/08/20	*	27	2-7	.286	0-0	.000	0-0	.000	1/2/3	3.2	4	0	3/3	0	1	4	8.6
ARIZONA ST	02/13/20	*	30	2-5	.400	0-2	.000	1-1	1.000	0/0/0	3.0	4	0	4/5	0	1	5	8.5
ARIZONA	02/15/20	*	35	1-6	.167	0-1	.000	0-0	.000	0/4/4	3.1	1	0	2/1	0	0	2	8.2
at Washington	02/20/20	*	34	3-7	.429	1-4	.250	2-4	.500	0/5/5	3.2	1	0	3/2	0	1	9	8.2
at Washington St	02/23/20	*	38	6-12	.500	2-7	.286	3-4	.750	0/1/1	3.1	1	0	2/4	0	1	17	8.6
UTAH	02/26/20																	
COLORADO	03/01/20																	
at Oregon St	03/05/20																	
at Oregon	03/07/20																	

CAREER STATS

YEAR	GP	GS	MIN	AVG	FG	FGA	PCT	3-POINT			FT	FTA	PCT	REBOUNDING				PF	FO	AST	TO	BLK	STL	PTS	Avg
								FG	FGA	PCT				OFF	DEF	TOT	AVG								
2017-18	33	33	1013	30.7	117	249	.470	25	62	.403	93	138	.674	24	120	144	4.4	82	3	160	132	6	40	352	10.7
2018-19	26	25	787	30.3	98	230	.426	28	82	.341	72	95	.758	15	63	78	3.0	69	1	114	82	7	39	296	11.4
2019-20	27	26	880	32.6	89	215	.414	22	70	.314	31	51	.608	8	75	83	3.1	65	0	93	72	12	43	231	8.6
TOTAL	86	84	2680	31.2	304	694	.438	75	214	.350	196	284	.690	47	258	305	3.5	216	4	367	286	25	122	879	10.2



#2 BRYCE WILLS

Sophomore | Guard | 6-6 | 195

White Plains, N.Y. | Iona Prep | Undeclared

Three things to know...

1: Versatile guard - can play & defend 1-4

2: One of the top defensive players in the country

3: Four-star recruit, competed with Tyrell Terry for USA Select team in the Albert Schweitzer Tournament at the Under-18 FIBA World Cup in Germany in 2018

Trending: Has a steal or block in 20 of 26 contests this season ... Scored in double figures four times in Pac-12 play, including a career-high outburst of 25 points against Arizona ... Stanford is 6-2 when Wills tallies double-digit scoring ... Had a career-high three blocks vs. Oregon, and matched a career-best with four steals against Arizona State.

FAST FIVE

Nickname: B-Wills, Beasty

Favorite class at Stanford: Introduction to Finance and Investment

Working on specific area of his game: Gaining weight and my body, along with the consistency of my jumper.

Most people might not know: In elementary school, I played the violin, saxophone and piano.

Favorite TV show: If Game of Thrones is ruled out because it ended, I would choose Power or The 100.

WILLS' CAREER HIGHS

Points25, vs. Arizona 2/15/20
FG10, vs. Arizona 2/15/20
FGA13, vs. Arizona 2/15/20
3FG2, three times
3FGA4, vs. Long Beach St. 11/12/19
FT5, vs. Arizona 2/15/20
FTA9, at Oregon 2/10/19
Rebounds9, vs. California 3/7/19
Assists5, five times
Blocks3, vs. Oregon 2/1/20
Steals4, twice
Minutes38, twice

WILLS' SEASON HIGHS

Points25, vs. Arizona 2/15/20
FG10, vs. Arizona 2/15/20
FGA13, vs. Arizona 2/15/20
3FG1, four times
3FGA4, vs. Long Beach St. 11/12/19
FT5, vs. Arizona 2/15/20
FTA7, twice
Rebounds7, three times
Assists5, twice
Blocks3, vs. Oregon 2/1/20
Steals4, vs. Arizona State 2/13/20
Minutes38, twice

2019-20 GAME-BY-GAME

Opponent	Date	GS	Min	FG-FGA	Pct	3FG-FGA	Pct	FT-FTA	Pct	O/D/T	Avg	PF	FO	A/T	B	S	P	Avg
MONTANA	11/06/19	*	31	4-6	.667	0-0	.000	3-4	.750	0/3/3	3.0	4	0	4/2	1	1	11	11.0
CS FULLERTON	11/09/19	*	35	0-3	.000	0-1	.000	4-7	.571	0/7/7	5.0	1	0	5/3	1	0	4	7.5
LONG BEACH ST.	11/12/19	*	26	3-7	.429	1-4	.250	0-0	.000	0/3/3	4.3	0	0	1/2	1	2	7	7.3
SANTA CLARA	11/16/19	*	25	0-1	.000	0-0	.000	1-2	.500	0/3/3	4.0	3	0	3/3	0	1	1	5.8
UMES	11/19/19	*	27	0-2	.000	0-1	.000	0-0	.000	0/6/6	4.4	1	0	2/2	0	0	0	4.6
WILLIAM & MARY	11/21/19	*	29	2-6	.333	0-2	.000	1-1	1.000	0/7/7	4.8	3	0	1/2	1	0	5	4.7
vs Oklahoma	11/25/19	*	30	4-7	.571	0-1	.000	2-7	.286	1/2/3	4.6	3	0	2/1	0	0	10	5.4
vs Butler	11/26/19	*	31	5-7	.714	0-1	.000	2-4	.500	1/2/3	4.4	2	0	4/1	0	1	12	6.3
UNC WILMINGTON	12/01/19	*	30	2-5	.400	0-2	.000	0-0	.000	0/5/5	4.4	2	0	4/2	1	1	4	6.0
at San Jose St.	12/14/19	*	26	2-6	.333	1-1	1.000	0-1	.000	0/7/7	4.7	2	0	1/1	1	1	5	5.9
SAN FRANCISCO	12/17/19	*	38	5-11	.455	1-2	.500	1-2	.500	1/4/5	4.7	0	0	1/4	0	2	12	6.5
vs San Diego	12/21/19	*	31	2-7	.286	1-3	.333	0-1	.000	1/1/2	4.5	1	0	1/5	2	1	5	6.3
KANSAS	12/29/19	*	31	2-8	.250	0-1	.000	0-0	.000	0/3/3	4.4	1	0	2/2	0	3	4	6.2
CALIFORNIA	01/02/20	*	24	5-10	.500	0-2	.000	0-0	.000	0/2/2	4.2	0	0	2/1	0	1	10	6.4
WASHINGTON	01/09/20	*	25	0-2	.000	0-1	.000	0-0	.000	0/3/3	4.1	2	0	2/3	0	2	0	6.0
WASHINGTON ST	01/11/20	*	32	4-4	1.000	0-0	.000	2-4	.500	0/4/4	4.1	1	0	5/0	1	2	10	6.3
at UCLA	01/15/20	*	29	4-5	.800	0-0	.000	2-3	.667	0/6/6	4.2	4	0	2/2	1	0	10	6.5
at USC	01/18/20	*	35	3-7	.429	0-0	.000	0-0	.000	2/4/6	4.3	3	0	2/0	2	2	6	6.4
at California	01/26/20	*	21	3-6	.500	0-1	.000	0-1	.000	0/3/3	4.3	2	0	1/3	0	0	6	6.4
OREGON ST	01/30/20	*	23	0-3	.000	0-0	.000	1-2	.500	0/4/4	4.3	0	0	2/2	0	0	1	6.2
OREGON	02/01/20	*	33	2-8	.250	0-1	.000	4-4	1.000	1/3/4	4.2	2	0	2/3	3	0	8	6.2
at Utah	02/06/20	*	26	4-8	.500	0-1	.000	1-1	1.000	2/4/6	4.3	2	0	2/1	1	1	9	6.4
at Colorado	02/08/20	DNP																
ARIZONA ST	02/13/20	*	34	4-6	.667	0-0	.000	0-2	.000	0/2/2	4.2	4	0	1/2	2	4	8	6.4
ARIZONA	02/15/20	*	38	10-13	.769	0-1	.000	5-7	.714	0/5/5	4.3	2	0	1/2	0	0	25	7.2
at Washington	02/20/20	*	28	2-8	.250	0-0	.000	2-4	.500	0/3/3	4.2	0	0	2/0	1	0	6	7.2
at Washington St	02/23/20	*	21	2-3	.667	0-1	.000	2-2	1.000	0/4/4	4.2	4	0	1/2	0	0	6	7.1
UTAH	02/26/20																	
COLORADO	03/01/20																	
at Oregon St	03/05/20																	
at Oregon	03/07/20																	

CAREER STATS

YEAR	GP	GS	MIN	AVG	FG	FGA	PCT	3-POINT			FT	FTA	PCT	REBOUNDING				PF	FO	AST	TO	BLK	STL	PTS	Avg
								FG	FGA	PCT				OFF	DEF	TOT	AVG								
2018-19	30	23	753	25.1	66	155	.426	8	30	.267	40	72	.556	23	83	106	3.5	56	1	60	65	17	29	180	6.0
2019-20	26	26	759	29.2	74	159	.465	4	27	.148	33	59	.559	9	100	109	4.2	49	0	56	51	19	25	185	7.1
TOTAL	56	49	1512	27.0	140	314	.446	12	57	.211	73	131	.557	32	183	215	3.8	105	1	116	116	36	54	365	6.5



#3 TYRELL TERRY

Freshman | Guard | 6-2 | 160

Minneapolis, Minn. | DeLaSalle | Undeclared

Three things to know...

1: Excellent shooter and passer, makes teammates better. Top-10 PG recruit nationally

2: Won three state high school championships, played with Bryce Wills on USA Select team in the Albert Schweitzer Tournament at the Under-18 FIBA World Cup in Germany in 2018

3: According to head coach Jerod Haase, "All of Ty's teams take his personality"

Career Accolades: Pac-12 Freshman of the Week (Jan. 13).

Trending: On pace for the second-highest scoring average in Stanford history for a freshman student-athlete, currently fourth all-time among freshmen in total points ... Leads Pac-12 in free throw percentage (.899) ... Fourth in Stanford freshman history in made 3-pointers (52) ... Fifth all-time among Stanford freshmen with 83 assists.

TERRY'S CAREER HIGHS

Points 24, twice
FG 8, three times
FGA 17, vs. Oklahoma 11/25/19
3FG 5, twice
3FGA 9, vs. Butler 11/26/19
FT 11, vs. Santa Clara 11/16/19
FTA 11, vs. Santa Clara 11/16/19
Rebounds 11, vs. Oklahoma 11/25/19
Assists 6, three times
Blocks 1, at Washington 2/20/20
Steals 3, six times
Minutes 43, at USC 1/18/20

TERRY'S SEASON HIGHS

Points 24, twice
FG 8, three times
FGA 17, vs. Oklahoma 11/25/19
3FG 5, twice
3FGA 9, vs. Butler 11/26/19
FT 11, vs. Santa Clara 11/16/19
FTA 11, vs. Santa Clara 11/16/19
Rebounds 11, vs. Oklahoma 11/25/19
Assists 6, three times
Blocks 1, at Washington 2/20/20
Steals 3, six times
Minutes 43, at USC 1/18/20

FAST FIVE

Nickname: Ty

Most people might not know: I'm a huge soccer fan

Favorite class at Stanford: Communication 1

Who/what inspires you: My brother who passed away. I do it for him.

Favorite TV show: How I Met Your Mother

Working on specific area of his game: My strength

Stranded on an island, can listen to one album: Views by Drake

Teammate fun fact: I'm older than Bryce

2019-20 GAME-BY-GAME

Opponent	Date	GS	Min	FG-FGA	Pct	3FG-FGA	Pct	FT-FTA	Pct	O/D/T	Avg	PF	FO	A/T	B	S	P	Avg
MONTANA	11/06/19	*	28	5-12	.417	1-3	.333	2-2	1.000	0/4/4	4.0	2	0	4/1	0	3	13	13.0
CS FULLERTON	11/09/19	*	35	5-12	.417	0-4	.000	2-2	1.000	0/3/3	3.5	1	0	3/4	0	3	12	12.5
LONG BEACH ST.	11/12/19	*	30	6-9	.667	1-3	.333	1-2	.500	0/3/3	3.3	0	0	6/1	0	2	14	13.0
SANTA CLARA	11/16/19	*	31	5-12	.417	0-0	.000	11-11	1.000	0/2/2	3.0	1	0	2/2	0	2	21	15.0
UMES	11/19/19	*	24	4-7	.571	2-3	.667	0-0	.000	0/3/3	3.0	0	0	2/0	0	3	10	14.0
WILLIAM & MARY	11/21/19	*	29	8-11	.727	5-7	.714	0-2	.000	0/10/10	4.2	0	0	3/3	0	3	21	15.2
vs Oklahoma	11/25/19	*	30	7-17	.412	2-7	.286	4-4	1.000	1/10/11	5.1	1	0	3/0	0	2	20	15.9
vs Butler	11/26/19	*	36	7-15	.467	5-9	.556	2-2	1.000	1/3/4	5.0	3	0	1/3	0	1	21	16.5
UNC WILMINGTON	12/01/19	*	28	4-10	.400	1-5	.200	0-0	.000	2/2/4	4.9	3	0	5/4	0	0	9	15.7
at San Jose St.	12/14/19	*	32	3-10	.300	0-3	.000	5-6	.833	1/7/8	5.2	2	0	5/3	0	2	11	15.2
SAN FRANCISCO	12/17/19	DNP																
vs San Diego	12/21/19	*	36	7-13	.538	4-8	.500	2-2	1.000	1/6/7	5.4	1	0	3/5	0	1	20	15.6
KANSAS	12/29/19	*	30	4-13	.308	1-6	.167	1-1	1.000	0/4/4	5.3	3	0	3/4	0	2	10	15.2
CALIFORNIA	01/02/20	*	30	4-6	.667	3-4	.750	3-3	1.000	0/5/5	5.2	1	0	3/4	0	1	14	15.1
WASHINGTON	01/09/20	*	37	4-11	.364	3-8	.375	0-0	.000	1/8/9	5.5	4	0	6/4	0	0	11	14.8
WASHINGTON ST	01/11/20	*	23	8-12	.667	4-7	.571	2-2	1.000	0/6/6	5.5	4	0	3/1	0	0	22	15.3
at UCLA	01/15/20	*	36	6-13	.462	4-7	.571	8-10	.800	0/4/4	5.4	2	0	3/2	0	1	24	15.8
at USC	01/18/20	*	43	5-13	.385	2-5	.400	4-4	1.000	0/2/2	5.2	5	1	6/4	0	1	16	15.8
at California	01/26/20	*	33	3-8	.375	0-1	.000	5-5	1.000	0/4/4	5.2	4	0	1/5	0	1	11	15.6
OREGON ST	01/30/20	*	35	5-12	.417	1-5	.200	2-2	1.000	0/6/6	5.2	2	0	3/3	0	2	13	15.4
OREGON	02/01/20	*	31	3-7	.429	2-5	.400	4-5	.800	1/6/7	5.3	2	0	3/2	0	1	12	15.3
at Utah	02/06/20	*	39	5-16	.313	2-6	.333	2-2	1.000	0/2/2	5.1	1	0	2/6	0	3	14	15.2
at Colorado	02/08/20	*	35	4-11	.364	2-6	.333	8-9	.889	0/2/2	5.0	4	0	0/3	0	0	18	15.3
ARIZONA ST	02/13/20	*	34	8-14	.571	2-7	.286	6-6	1.000	0/3/3	4.9	2	0	3/2	0	3	24	15.7
ARIZONA	02/15/20	*	25	1-5	.200	1-2	.500	0-0	.000	0/0/0	4.7	1	0	1/2	0	0	3	15.2
at Washington	02/20/20	*	33	5-8	.625	2-3	.667	2-2	1.000	0/3/3	4.6	2	0	4/3	1	1	14	15.1
at Washington St	02/23/20	*	36	3-7	.429	2-5	.400	4-5	.800	0/3/3	4.6	2	0	5/1	0	0	12	15.0
UTAH	02/26/20																	
COLORADO	03/01/20																	
at Oregon St	03/05/20																	
at Oregon	03/07/20																	

CAREER STATS

YEAR	GP	GS	MIN	AVG	FG	FGA	PCT	3-POINT			FT	FTA	PCT	REBOUNDING				PF	FO	AST	TO	BLK	STL	PTS	Avg
								FG	FGA	PCT				OFF	DEF	TOT	AVG								
2019-20	26	26	839	32.3	129	284	.454	52	129	.403	80	89	.899	8	111	119	4.6	53	1	83	72	1	38	390	15.0
TOTAL	26	26	839	32.3	129	284	.454	52	129	.403	80	89	.899	8	111	119	4.6	53	1	83	72	1	38	390	15.0



#4 ISAAC WHITE

Junior | Guard | 6-2 | 180

Adelaide, Australia | Sacred Heart College HS | Sociology

Three things to know...

1: Shooter with deep range, tireless worker

2: 2019 Pac-12 All-Academic first team honoree

3: Came to Stanford regarded as one of Australia's top prospects in the class of 2017

Career Accolades: 2019 Pac-12 All-Academic first team

Trending: Leads the team in 3-point percentage (44.6) ... Averaged 8.5 points per game each at home against the Washington schools and on the trip to the mountains ... Has added at least one three off the bench in 12 of the last 14 games ... Stanford is 7-1 when he makes multiple triples.

FAST FIVE

Nickname: Zay, Zaytoven, Zaytiggy

Most people might not know: I'm a romantic

Favorite class at Stanford: Sport, Competition & Society (SOC 8)

Significance behind jersey number: 13 was taken by Oscar. And 1 + 3 = 4. So, it was a no-brainer.

Stranded on an island, can listen to one album: Scorpion by Drake

His journey home: 17 hours, flying from San Francisco to Sydney, and then another two-hour flight to Adelaide.

WHITE'S CAREER HIGHS

Points 20, vs. North Carolina 11/20/17
FG 7, vs. North Carolina 11/20/17
FGA 14, vs. Denver 12/15/17
3FG 5, three times
3FGA 12, vs. Denver 12/15/17
FT 4, twice
FTA 4, seven times
Rebounds 7, at Utah 2/6/20
Assists 3, three times
Blocks -
Steals 2, four times
Minutes 38, at Long Beach St. 12/3/17

WHITE'S SEASON HIGHS

Points 12, twice
FG 4, twice
FGA 8, vs. Washington St. 1/11/20
3FG 4, at Colorado 2/8/20
3FGA 6, vs. Washington St. 1/11/20
FT 3, twice
FTA 4, at San Jose St. 12/14/19
Rebounds 7, at Utah 2/6/20
Assists 3, vs. Long Beach St. 11/12/19
Blocks -
Steals 2, three times
Minutes 30, at Colorado 2/8/20

2019-20 GAME-BY-GAME

Opponent	Date	GS	Min	FG-FGA	Pct	3FG-FGA	Pct	FT-FTA	Pct	O/D/T	Avg	PF	FO	A/T	B	S	P	Avg
MONTANA	11/06/19		12	2-4	.500	2-4	.500	0-0	.000	0/1/1	1.0	0	0	0/0	0	0	6	6.0
CS FULLERTON	11/09/19		4	0-1	.000	0-1	.000	0-0	.000	0/0/0	0.5	0	0	0/1	0	0	0	3.0
LONG BEACH ST.	11/12/19		13	3-7	.429	2-5	.400	1-1	1.000	1/2/3	1.3	0	0	3/0	0	1	9	5.0
SANTA CLARA	11/16/19		4	0-2	.000	0-1	.000	0-0	.000	1/0/1	1.3	0	0	0/0	0	0	0	3.8
UMES	11/19/19		24	2-5	.400	1-3	.333	0-0	.000	1/3/4	1.8	1	0	1/0	0	0	5	4.0
WILLIAM & MARY	11/21/19		13	1-4	.250	0-2	.000	2-3	.667	0/3/3	2.0	0	0	0/0	0	0	4	4.0
vs Oklahoma	11/25/19		5	1-1	1.000	1-1	1.000	2-2	1.000	1/0/1	1.9	0	0	0/0	0	0	5	4.1
vs Butler	11/26/19	DNP																
UNC WILMINGTON	12/01/19		13	2-5	.400	1-4	.250	0-0	.000	1/0/1	1.8	0	0	1/0	0	0	5	4.3
at San Jose St.	12/14/19		18	3-4	.750	3-4	.750	3-4	.750	1/2/3	1.9	0	0	1/4	0	0	12	5.1
SAN FRANCISCO	12/17/19		9	0-0	.000	0-0	.000	2-2	1.000	0/2/2	1.9	1	0	0/2	0	0	2	4.8
vs San Diego	12/21/19		2	0-0	.000	0-0	.000	0-0	.000	0/0/0	1.7	0	0	1/0	0	0	0	4.4
KANSAS	12/29/19		6	1-1	1.000	0-0	.000	0-0	.000	1/0/1	1.7	0	0	0/0	0	0	2	4.2
CALIFORNIA	01/02/20		12	1-3	.333	1-2	.500	0-0	.000	0/2/2	1.7	0	0	0/0	0	0	3	4.1
WASHINGTON	01/09/20		27	2-5	.400	2-5	.400	0-0	.000	0/0/0	1.6	1	0	1/0	0	1	6	4.2
WASHINGTON ST	01/11/20		23	4-8	.500	2-6	.333	1-1	1.000	0/2/2	1.6	0	0	1/0	0	2	11	4.7
at UCLA	01/15/20		8	0-2	.000	0-1	.000	2-3	.667	0/1/1	1.6	1	0	0/0	0	0	2	4.5
at USC	01/18/20		10	1-2	.500	1-2	.500	0-2	.000	0/1/1	1.5	0	0	1/0	0	0	3	4.4
at California	01/26/20		9	1-2	.500	1-2	.500	0-0	.000	0/1/1	1.5	1	0	0/0	0	0	3	4.3
OREGON ST	01/30/20		21	3-4	.750	1-2	.500	0-0	.000	1/0/1	1.5	3	0	0/0	0	0	7	4.5
OREGON	02/01/20		15	2-4	.500	2-4	.500	3-3	1.000	0/0/0	1.4	1	0	2/0	0	0	9	4.7
at Utah	02/06/20		26	2-4	.500	1-2	.500	0-0	.000	0/7/7	1.7	1	0	0/0	0	2	5	4.7
at Colorado	02/08/20		30	4-7	.571	4-5	.800	0-0	.000	1/2/3	1.7	3	0	2/0	0	0	12	5.0
ARIZONA ST	02/13/20		23	1-2	.500	1-2	.500	0-0	.000	1/2/3	1.8	0	0	2/1	0	1	3	5.0
ARIZONA	02/15/20		21	1-4	.250	1-4	.250	0-0	.000	1/2/3	1.8	2	0	1/0	0	2	3	4.9
at Washington	02/20/20		14	1-2	.500	0-0	.000	0-0	.000	0/0/0	1.8	3	0	1/0	0	0	2	4.8
at Washington St	02/23/20		20	2-3	.667	2-3	.667	0-0	.000	0/3/3	1.8	0	0	0/1	0	0	6	4.8
UTAH	02/26/20																	
COLORADO	03/01/20																	
at Oregon St	03/05/20																	
at Oregon	03/07/20																	

CAREER STATS

YEAR	GP	GS	MIN	AVG	FG	FGA	PCT	3-POINT			FT	FTA	PCT	REBOUNDING				PF	FO	AST	TO	BLK	STL	PTS	Avg
								FG	FGA	PCT				OFF	DEF	TOT	AVG								
2017-18	33	9	550	16.7	56	152	.368	38	112	.339	30	40	.750	1	40	41	1.2	22	0	25	28	0	6	180	5.5
2018-19	30	4	257	8.6	29	68	.426	22	56	.393	12	18	.667	5	24	29	1.0	22	0	8	16	0	5	92	3.1
2019-20	26	0	382	14.7	40	86	.465	29	65	.446	16	21	.762	11	36	47	1.8	18	0	18	9	0	9	125	4.8
TOTAL	89	13	1189	13.4	125	306	.408	89	233	.382	58	79	.734	17	100	117	1.3	62	0	51	53	0	20	397	4.5



#5 KODYE PUGH

Redshirt Junior | Forward | 6-8 | 205

Baltimore, Md. | Blair Academy (N.J.) | Film and Media Studies

Three things to know...

- 1: Talented artist in a plethora of styles
- 2: Left-handed slasher, can play both forward positions
- 3: Out for the season due to injury

Career Accolades: 2019 NABC Honors Court ... Two-time Pac-12 All-Academic selection (2018, 2019)

FAST FIVE

Nickname: Some people actually believe KP is my real name

Favorite class at Stanford: Controlling the Narrative, a six-week pop-out course taught by Grammy Award winning hip-hop artist Lecrae.

Most people might not know: Member on the board of an animation group at Stanford and working on his own animated movie.

Significance behind jersey number: Wore No. 10 in high school but it was taken when I arrived at Stanford. My sister wore No. 5 and then had to change to No. 10. So, I changed to No. 5.

PUGH'S CAREER HIGHS

Points 7, vs. Portland St. 11/28/18
FG 3, vs. Portland St. 11/28/18
FGA 6, vs. Portland St. 11/28/18
3FG 1, four times
3FGA 3, vs. North Carolina 11/20/17
FT 2, three times
FTA 4, vs. Washington St. 2/28/19
Rebounds 3, at Utah 2/8/18
Assists 3, vs. Ohio St. 11/24/17
Blocks 1, at Utah 2/8/18
Steals 1, five times
Minutes 16, twice

PUGH'S SEASON HIGHS

Points -
FG -
FGA -
3FG -
3FGA -
FT -
FTA -
Rebounds -
Assists -
Blocks -
Steals -
Minutes -

2019-20 GAME-BY-GAME

Opponent	Date	GS	Min	FG-FGA	Pct	3FG-FGA	Pct	FT-FTA	Pct	O/D/T	Avg	PF	FO	A/T	B	S	P	Avg
MONTANA	11/06/19	DNP																
CS FULLERTON	11/09/19	DNP																
LBSU	11/12/19	DNP																
SANTA CLARA	11/16/19	DNP																
UMES	11/19/19	DNP																
WILLIAM & MARY	11/21/19	DNP																
vs Oklahoma	11/25/19	DNP																
vs Butler	11/26/19	DNP																
UNC WILMINGTON	12/01/19	DNP																
at San Jose St.	12/14/19	DNP																
SAN FRANCISCO	12/17/19	DNP																
vs San Diego	12/21/19	DNP																
KANSAS	12/29/19	DNP																
CALIFORNIA	01/02/20	DNP																
WASHINGTON	01/09/20	DNP																
WASHINGTON ST	01/11/20	DNP																
at UCLA	01/15/20	DNP																
at USC	01/18/20	DNP																
at California	01/26/20	DNP																
OREGON ST	01/30/20	DNP																
OREGON	02/01/20	DNP																
at Utah	02/06/20	DNP																
at Colorado	02/08/20	DNP																
ARIZONA ST	02/13/20	DNP																
ARIZONA	02/15/20	DNP																
at Washington	02/20/20	DNP																
at Washington St	02/23/20	DNP																
UTAH	02/26/20	DNP																
COLORADO	03/01/20																	
at Oregon St	03/05/20																	
at Oregon	03/07/20																	

CAREER STATS

YEAR	GP	GS	MIN	AVG	FG	FGA	PCT	3-POINT			FT	FTA	PCT	REBOUNDING				PF	FO	AST	TO	BLK	STL	PTS	AVG
								FG	FGA	PCT				OFF	DEF	TOT	AVG								
2017-18	17	1	106	6.2	6	19	.316	1	9	.111	5	10	.500	5	4	9	0.5	10	0	6	11	1	3	18	1.1
2018-19	21	0	132	6.3	17	33	.515	3	9	.333	6	10	.600	8	11	19	0.9	8	0	9	14	0	2	43	2.0
2019-20	0	0	0	0.0	0	0	.000	0	0	.000	0	0	.000	0	0	0	0.0	0	0	0	0	0	0	0	0.0
TOTAL	38	1	238	6.3	23	52	.442	4	18	.222	11	20	.550	13	15	28	0.7	18	0	15	25	1	5	61	1.6



#11 JAIDEN DELAIRE

Sophomore | Forward | 6-9 | 200

North Granby, Conn. | Granby Memorial | Undeclared

Three things to know...

- 1: Can play both forward positions, athletic driver with a 7-2 wingspan
- 2: Was a consensus top-100 prospect before reclassifying to 2018
- 3: Picked Stanford over UCLA and Georgetown

Trending: Played a career-high 30 minutes against Colorado, where he scored 19 points (second-highest total of his career) ... Averaging 10.2 pts, 3.6 reb and 1.0 blk per game over the last five matchups.

FAST FIVE

Nickname: Quis (middle name is Marquis)

Favorite class at Stanford: Frosh 101

Significance behind jersey number: Grandfather, Frank Mingel, ran track in high school wearing No. 11. Frank ran a 49-second 400 meters in high school.

Most people might not know: Really good in ceramics, pottery, sculpting

Stranded on an island, can listen to one album: Views by Drake

Who/what inspires you: Parents because of how hard they work to support my family and how much they believe in me.

DELAIRE'S CAREER HIGHS

Points 21, vs. Maryland Eastern Shore 11/19/19
FG 7, three times
FGA 13, at Colorado 2/8/20
3FG 2, twice
3FGA 4, vs. California 1/2/20
FT 6, vs. Maryland Eastern Shore 11/19/19
FTA 9, vs. Maryland Eastern Shore 11/19/19
Rebounds 6, three times
Assists 3, vs. Long Beach St. 11/12/19
Blocks 2, six times
Steals 2, four times
Minutes 30, at Colorado 2/8/20

DELAIRE'S SEASON HIGHS


Points 21, vs. Maryland Eastern Shore 11/19/19
FG 7, three times
FGA 13, at Colorado 2/8/20
3FG 2, at Colorado 2/8/20
3FGA 4, vs. California 1/2/20
FT 6, vs. Maryland Eastern Shore 11/19/19
FTA 9, vs. Maryland Eastern Shore 11/19/19
Rebounds 6, at California 1/26/20
Assists 3, vs. Long Beach St. 11/12/19
Blocks 2, four times
Steals 2, four times
Minutes 30, at Colorado 2/8/20

2019-20 GAME-BY-GAME

Opponent	Date	GS	Min	FG-FGA	Pct	3FG-FGA	Pct	FT-FTA	Pct	O/D/T	Avg	PF	FO	A/T	B	S	P	Avg
MONTANA	11/06/19		19	3-5	.600	0-2	.000	0-0	.000	0/2/2	2.0	0	0	0/1	0	1	6	6.0
CS FULLERTON	11/09/19		10	2-2	1.000	0-0	.000	1-2	.500	0/1/1	1.5	2	0	0/0	0	1	5	5.5
LONG BEACH ST.	11/12/19		25	7-11	.636	0-0	.000	0-0	.000	1/1/2	1.7	1	0	3/0	0	1	14	8.3
SANTA CLARA	11/16/19		15	2-3	.667	1-1	1.000	3-4	.750	0/1/1	1.5	2	0	0/1	0	0	8	8.3
UMES	11/19/19		25	7-10	.700	1-1	1.000	6-9	.667	2/0/2	1.6	2	0	1/3	2	2	21	10.8
WILLIAM & MARY	11/21/19		21	2-3	.667	0-0	.000	5-6	.833	1/3/4	2.0	3	0	1/0	1	1	9	10.5
vs Oklahoma	11/25/19		21	0-5	.000	0-0	.000	4-4	1.000	0/2/2	2.0	2	0	0/2	0	2	4	9.6
vs Butler	11/26/19		13	0-2	.000	0-1	.000	0-0	.000	1/1/2	2.0	0	0	0/1	2	0	0	8.4
UNC WILMINGTON	12/01/19		15	0-3	.000	0-2	.000	1-2	.500	0/1/1	1.9	1	0	0/0	0	0	1	7.6
at San Jose St.	12/14/19		20	3-5	.600	0-2	.000	0-0	.000	1/3/4	2.1	0	0	1/3	0	0	6	7.4
SAN FRANCISCO	12/17/19		13	0-3	.000	0-1	.000	0-0	.000	0/3/3	2.2	2	0	0/1	0	0	0	6.7
vs San Diego	12/21/19		9	1-2	.500	0-1	.000	0-0	.000	0/1/1	2.1	0	0	0/3	0	0	2	6.3
KANSAS	12/29/19		11	1-2	.500	1-1	1.000	0-0	.000	0/1/1	2.0	1	0	0/1	0	0	3	6.1
CALIFORNIA	01/02/20		16	3-7	.429	1-4	.250	1-2	.500	1/0/1	1.9	1	0	2/0	0	2	8	6.2
WASHINGTON	01/09/20		6	0-2	.000	0-0	.000	0-0	.000	1/0/1	1.9	2	0	0/2	0	0	0	5.8
WASHINGTON ST	01/11/20		17	3-5	.600	0-0	.000	0-2	.000	0/3/3	1.9	1	0	1/2	1	0	6	5.8
at UCLA	01/15/20		17	2-4	.500	0-0	.000	2-5	.400	0/1/1	1.9	3	0	1/1	0	0	6	5.8
at USC	01/18/20		8	3-4	.750	0-1	.000	1-1	1.000	0/1/1	1.8	3	0	0/2	0	0	7	5.9
at California	01/26/20		22	0-3	.000	0-1	.000	1-2	.500	0/6/6	2.1	1	0	1/2	1	0	1	5.6
OREGON ST	01/30/20		10	0-5	.000	0-1	.000	0-0	.000	1/0/1	2.0	0	0	0/0	0	0	0	5.4
OREGON	02/01/20	DNP																
at Utah	02/06/20		5	0-0	.000	0-0	.000	0-0	.000	0/1/1	2.0	0	0	0/1	0	0	0	5.1
at Colorado	02/08/20		30	7-13	.538	2-2	1.000	3-3	1.000	1/3/4	2.0	4	0	1/0	2	2	19	5.7
ARIZONA ST	02/13/20		26	4-9	.444	0-1	.000	3-4	.750	0/4/4	2.1	1	0	0/3	2	0	11	6.0
ARIZONA	02/15/20		17	2-4	.500	0-2	.000	3-4	.750	0/1/1	2.1	2	0	0/2	0	0	7	6.0
at Washington	02/20/20		18	3-8	.375	0-1	.000	2-2	1.000	2/4/6	2.2	2	0	0/0	0	0	8	6.1
at Washington St	02/23/20		18	2-4	.500	0-0	.000	2-2	1.000	1/2/3	2.3	3	0	1/1	1	1	6	6.1
UTAH	02/26/20																	
COLORADO	03/01/20																	
at Oregon St	03/05/20																	
at Oregon	03/07/20																	

CAREER STATS

YEAR	GP	GS	MIN	AVG	FG	FGA	PCT	3-POINT			FT	FTA	PCT	REBOUNDING				PF	FO	AST	TO	BLK	STL	PTS	Avg
								FG	FGA	PCT				OFF	DEF	TOT	AVG								
2018-19	31	2	393	12.7	41	118	.347	6	34	.176	29	48	.604	14	47	61	2.0	43	1	12	20	9	7	117	3.8
2019-20	26	0	427	16.4	57	124	.460	6	25	.240	38	54	.704	13	46	59	2.3	39	0	13	32	12	13	158	6.1
TOTAL	57	2	820	14.4	98	242	.405	12	59	.203	67	102	.657	27	93	120	2.1	82	1	25	52	21	20	275	4.8



#12 KEENAN FITZMORRIS

Redshirt Freshman | Center | 7-0 | 210

Overland Park, Kan. | New Hampton School (N.H.) | Undeclared

Three things to know...

1: Stretch five, redshirted 2018-19 season. Top-15 recruit at center by 247 Sports and Rivals

2: Plays the tuba

3: Sister, Audriana, plays for Stanford's women's volleyball team, where she has earned multiple All-America nods

FAST FIVE

Most people might not know: Has family in Peru and speaks some Spanish.

Favorite class at Stanford: Genes, Memes and Behavior, or Public Speaking

Who/what inspires you: I'm inspired by my family, and by people who have stood up for their beliefs and values despite adversity, such as Muhammad Ali, Mahatma Gandhi and Martin Luther King Jr.

Significance behind jersey number: In honor of his sister, Audriana Fitzmorris, an All-American on the Stanford women's volleyball team.

FITZMORRIS' CAREER HIGHS

Points 2, three times
FG 1, three times
FGA 4, vs. Long Beach St. 11/12/19
3FG
3FGA 2, twice
FT
FTA 1, vs. Maryland Eastern Shore 11/19/19
Rebounds 2, twice
Assists
Blocks
Steals
Minutes 5, twice

FITZMORRIS' SEASON HIGHS

Points 2, three times
FG 1, three times
FGA 4, vs. Long Beach St. 11/12/19
3FG
3FGA 2, twice
FT
FTA 1, vs. Maryland Eastern Shore 11/19/19
Rebounds 2, twice
Assists
Blocks
Steals
Minutes 5, twice

2019-20 GAME-BY-GAME

Opponent	Date	GS	Min	FG-FGA	Pct	3FG-FGA	Pct	FT-FTA	Pct	O/D/T	Avg	PF	FO	A/T	B	S	P	Avg
MONTANA	11/06/19		0	0-0	.000	0-0	.000	0-0	.000	0/1/1	1.0	0	0	0/0	0	0	0	0.0
CS FULLERTON	11/09/19		1	1-2	.500	0-0	.000	0-0	.000	1/0/1	1.0	0	0	0/0	0	0	2	1.0
LONG BEACH ST.	11/12/19		5	0-4	.000	0-2	.000	0-0	.000	1/1/2	1.3	1	0	0/0	0	0	0	0.7
SANTA CLARA	11/16/19		0	0-0	.000	0-0	.000	0-0	.000	0/0/0	1.0	0	0	0/0	0	0	0	0.5
UMES	11/19/19		5	1-3	.333	0-2	.000	0-1	.000	0/0/0	0.8	0	0	0/2	0	0	2	0.8
WILLIAM & MARY	11/21/19		3	1-1	1.000	0-0	.000	0-0	.000	1/0/1	0.8	3	0	0/2	0	0	2	1.0
vs Oklahoma	11/25/19		2	0-0	.000	0-0	.000	0-0	.000	0/0/0	0.7	1	0	0/1	0	0	0	0.9
vs Butler	11/26/19	DNP																
UNC WILMINGTON	12/01/19		2	0-0	.000	0-0	.000	0-0	.000	0/0/0	0.6	0	0	0/0	0	0	0	0.8
at San Jose St.	12/14/19		2	0-0	.000	0-0	.000	0-0	.000	0/0/0	0.6	0	0	0/0	0	0	0	0.7
SAN FRANCISCO	12/17/19	DNP																
vs San Diego	12/21/19	DNP																
KANSAS	12/29/19	DNP																
CALIFORNIA	01/02/20		1	0-0	.000	0-0	.000	0-0	.000	0/0/0	0.5	0	0	0/0	0	0	0	0.6
WASHINGTON	01/09/20	DNP																
WASHINGTON ST	01/11/20		3	0-1	.000	0-0	.000	0-0	.000	0/2/2	0.6	2	0	0/0	0	0	0	0.5
at UCLA	01/15/20		0	0-0	.000	0-0	.000	0-0	.000	0/0/0	0.6	0	0	0/0	0	0	0	0.5
at USC	01/18/20	DNP																
at California	01/26/20	DNP																
OREGON ST	01/30/20	DNP																
OREGON	02/01/20	DNP																
at Utah	02/06/20	DNP																
at Colorado	02/08/20	DNP																
ARIZONA ST	02/13/20	DNP																
ARIZONA	02/15/20	DNP																
at Washington	02/20/20	DNP																
at Washington St	02/23/20		1	0-0	.000	0-0	.000	0-0	.000	0/0/0	0.5	0	0	0/0	0	0	0	0.5
UTAH	02/26/20																	
COLORADO	03/01/20																	
at Oregon St	03/05/20																	
at Oregon	03/07/20																	

CAREER STATS

YEAR	GP	GS	MIN	AVG	FG	FGA	PCT	3-POINT			FT	FTA	PCT	REBOUNDING				PF	FO	AST	TO	BLK	STL	PTS	Avg
								FG	FGA	PCT				OFF	DEF	TOT	AVG								
2019-20	13	0	25	1.9	3	11	.273	0	4	.000	0	1	.000	3	4	7	0.5	7	0	0	5	0	0	6	0.5
TOTAL	13	0	25	1.9	3	11	.273	0	4	.000	0	1	.000	3	4	7	0.5	7	0	0	5	0	0	6	0.5



#13 OSCAR DA SILVA

Junior | Forward | 6-9 | 225

Munich, Germany | Ludwig Gymnasium | Biology

Three things to know...

- 1: Skilled forward who can defend multiple positions and stretch range to 3-point line
- 2: Studying in stem cell research lab with Dr. Michael Longaker, presented research at a conference
- 3: Team captain as a junior, along with Daejon Davis

Career Accolades: 2019 Pac-12 All-Academic honorable mention ... Pac-12 Player of the Week (Feb. 3, 2020)

Trending: Stanford's leading scorer, has five double-doubles ... Ranks 10th in Pac-12 in scoring and third in field goal percentage ... On pace to become 48th member of Stanford's 1,000-point club this season ... Scored a career-high 27 points Feb. 1 vs. Oregon ... Averaged 17.5 points, 9.5 rebounds and 2.0 steals last weekend.

FAST FIVE

Nicknames: O, Big O, Occy

Most people might not know: Fluent in six languages: English, German, French, Portuguese, Spanish and Latin.

Favorite class at Stanford: Chemical Principles of Life I&II (Chem 141 & 143)

Family: Father is from Brazil and mother is from Germany. Father moved to Germany after a boxing career in Brazil.

Published Author: Listed as published author in a research paper: "A Clearing Technique to Enhance Endogenous Fluorophores in Skin and Soft Tissue"

DA SILVA'S CAREER HIGHS

Points 27, vs. Oregon 2/1/20
FG 11, three times
FGA 17, three times
3FG 6, vs. San Jose St. 12/18/18
3FGA 11, vs. San Jose St. 12/18/18
FT 9, vs. Arizona 2/15/20
FTA 10, twice
Rebounds 17, vs. Eastern Washington 11/14/17
Assists 7, at Oregon St. 2/7/19
Blocks 4, twice
Steals 5, vs. San Diego 12/21/19
Minutes 38, three times

DA SILVA'S SEASON HIGHS

Points 27, vs. Oregon 2/1/20
FG 11, three times
FGA 17, three times
3FG 2, at Washington State 2/23/20
3FGA 4, at Washington State 2/23/20
FT 9, vs. Arizona 2/15/20
FTA 10, twice
Rebounds 15, vs. Oregon 2/1/20
Assists 5, vs. Butler 11/26/19
Blocks 3, vs. California 1/2/20
Steals 5, vs. San Diego 12/21/19
Minutes 36, three times

2019-20 GAME-BY-GAME

Opponent	Date	GS	Min	FG-FGA	Pct	3FG-FGA	Pct	FT-FTA	Pct	O/D/T	Avg	PF	FO	A/T	B	S	P	Avg
MONTANA	11/06/19	*	24	7-10	.700	1-2	.500	6-6	1.000	0/4/4	4.0	2	0	1/3	1	3	21	21.0
CS FULLERTON	11/09/19	*	26	5-8	.625	0-2	.000	4-7	.571	1/2/3	3.5	4	0	0/2	0	0	14	17.5
LONG BEACH ST.	11/12/19	*	24	4-8	.500	0-0	.000	4-4	1.000	1/6/7	4.7	3	0	4/2	0	2	12	15.7
SANTA CLARA	11/16/19	*	32	6-12	.500	0-1	.000	6-9	.667	3/7/10	6.0	3	0	4/2	1	0	18	16.3
UMES	11/19/19	*	17	5-8	.625	0-1	.000	6-6	1.000	1/3/4	5.6	0	0	3/2	0	0	16	16.2
WILLIAM & MARY	11/21/19	*	23	5-8	.625	0-1	.000	4-4	1.000	0/2/2	5.0	3	0	1/2	1	0	14	15.8
vs Oklahoma	11/25/19	*	30	4-11	.364	1-2	.500	0-0	.000	2/9/11	5.9	2	0	1/4	0	2	9	14.9
vs Butler	11/26/19	*	29	8-9	.889	1-1	1.000	2-2	1.000	1/1/2	5.4	1	0	5/5	0	2	19	15.4
UNC WILMINGTON	12/01/19	*	29	11-14	.786	1-2	.500	3-4	.750	1/4/5	5.3	0	0	0/0	1	1	26	16.6
at San Jose St.	12/14/19	*	30	11-17	.647	0-0	.000	3-5	.600	3/5/8	5.6	1	0	2/2	2	2	25	17.4
SAN FRANCISCO	12/17/19	*	36	7-13	.538	0-1	.000	4-4	1.000	2/3/5	5.5	2	0	0/4	2	0	18	17.5
vs San Diego	12/21/19	*	35	6-11	.545	1-2	.500	6-6	1.000	3/8/11	6.0	3	0	1/2	1	5	19	17.6
KANSAS	12/29/19	*	32	5-7	.714	1-1	1.000	8-10	.800	1/3/4	5.8	3	0	1/8	0	2	19	17.7
CALIFORNIA	01/02/20	*	32	3-8	.375	0-2	.000	2-4	.500	1/2/3	5.6	1	0	1/4	3	1	8	17.0
WASHINGTON	01/09/20	*	26	4-7	.571	0-1	.000	3-4	.750	0/7/7	5.7	3	0	2/1	0	3	11	16.6
WASHINGTON ST	01/11/20	*	13	7-8	.875	1-1	1.000	0-0	.000	0/3/3	5.6	4	0	1/1	2	0	15	16.5
at UCLA	01/15/20	*	18	2-5	.400	0-1	.000	2-2	1.000	2/2/4	5.5	4	0	1/2	0	0	6	15.9
at USC	01/18/20	*	35	9-13	.692	1-1	1.000	2-4	.500	3/6/9	5.7	5	1	3/4	2	2	21	16.2
at California	01/26/20	*	32	5-8	.625	1-3	.333	2-5	.400	0/7/7	5.7	2	0	0/0	2	0	13	16.0
OREGON ST	01/30/20	*	36	10-17	.588	1-2	.500	1-2	.500	5/3/8	5.9	4	0	1/4	2	2	22	16.3
OREGON	02/01/20	*	34	11-17	.647	0-2	.000	5-7	.714	5/10/15	6.3	2	0	3/2	0	1	27	16.8
at Utah	02/06/20	*	36	4-12	.333	0-1	.000	0-0	.000	7/4/11	6.5	2	0	1/3	1	0	8	16.4
at Colorado	02/08/20	*	13	2-6	.333	0-0	.000	1-2	.500	1/1/2	6.3	3	0	2/1	0	1	5	15.9
ARIZONA ST	02/13/20	DNP																
ARIZONA	02/15/20	*	20	3-7	.429	0-1	.000	9-10	.900	0/5/5	6.3	4	0	1/4	1	0	15	15.9
at Washington	02/20/20	*	30	6-11	.545	0-2	.000	4-4	1.000	1/8/9	6.4	4	0	0/2	2	2	16	15.9
at Washington St	02/23/20	*	32	6-10	.600	2-4	.500	5-8	.625	0/10/10	6.5	3	0	4/3	0	2	19	16.0
UTAH	02/26/20																	
COLORADO	03/01/20																	
at Oregon St	03/05/20																	
at Oregon	03/07/20																	

CAREER STATS

YEAR	GP	GS	MIN	AVG	FG	FGA	PCT	3-POINT			FT	FTA	PCT	REBOUNDING				PF	FO	AST	TO	BLK	STL	PTS	Avg
								FG	FGA	PCT				OFF	DEF	TOT	AVG								
2017-18	35	11	844	24.1	77	149	.517	29	52	.558	35	55	.636	53	110	163	4.7	96	6	40	54	30	15	218	6.2
2018-19	31	31	877	28.3	113	242	.467	29	113	.257	41	60	.683	47	140	187	6.0	81	1	56	62	40	21	296	9.5
2019-20	26	26	724	27.8	156	265	.589	12	37	.324	92	119	.773	44	125	169	6.5	68	1	43	69	24	33	416	16.0
TOTAL	92	68	2445	26.6	346	656	.527	70	202	.347	168	234	.718	144	375	519	5.6	245	8	139	185	94	69	930	10.1



#14 SPENCER JONES

Freshman | Forward | 6-7 | 195

Roeland Park, Kan. | Bishop Miege | Undeclared

Three things to know...

- 1: Elite shooter on the wing, great defender
- 2: Committed to Stanford two weeks after first recruiting call
- 3: Led Bishop Miege to three state titles

Trending: One of Pac-12's leading marksman, ranks second with 2.67 made threes per game and the league's third-best percentage ... Already third in program history for made 3s by a freshman, two shy of tying Casey Jacobsen for second ... Leads the team with 25 blocks ... 15 games this season with at least three triples, nine games with at least four.

FAST FIVE

Nickname: Jonesy

Working on specific area of his game: Shooting, defense and physicality. Being able to contribute efficiently on both sides of the ball.

Favorite class at Stanford: My Thinking Matters class about the definition of love.

Most people might not know: I was a Boy Scout for about 10 years

Stranded on an island, can listen to one album: 2014 Forest Hills Drive by J. Cole

JONES' CAREER HIGHS

Points 18, at USC 1/18/20
FG 6, at USC 1/18/20
FGA 14, vs. Washington 1/9/20
3FG 6, at USC 1/18/20
3FGA 10, at USC 1/18/20
FT 4, vs. William & Mary 11/21/19
FTA 6, vs. William & Mary 11/21/19
Rebounds 7, twice
Assists 2, four times
Blocks 3, vs. Oklahoma 11/25/19
Steals 3, vs. Santa Clara 11/16/19
Minutes 37, vs. San Francisco 12/17/19

JONES' SEASON HIGHS

Points 18, at USC 1/18/20
FG 6, at USC 1/18/20
FGA 14, vs. Washington 1/9/20
3FG 6, at USC 1/18/20
3FGA 10, at USC 1/18/20
FT 4, vs. William & Mary 11/21/19
FTA 6, vs. William & Mary 11/21/19
Rebounds 7, twice
Assists 2, four times
Blocks 3, vs. Oklahoma 11/25/19
Steals 3, vs. Santa Clara 11/16/19
Minutes 37, vs. San Francisco 12/17/19

2019-20 GAME-BY-GAME

Opponent	Date	GS	Min	FG-FGA	Pct	3FG-FGA	Pct	FT-FTA	Pct	O/D/T	Avg	PF	FO	A/T	B	S	P	Avg
MONTANA	11/06/19		23	3-7	.429	3-6	.500	0-0	.000	0/3/3	3.0	1	0	0/1	1	0	9	9.0
CS FULLERTON	11/09/19	*	29	4-11	.364	4-8	.500	0-0	.000	0/5/5	4.0	1	0	0/1	1	0	12	10.5
LONG BEACH ST.	11/12/19	*	25	3-7	.429	3-6	.500	0-0	.000	2/3/5	4.3	2	0	2/1	0	0	9	10.0
SANTA CLARA	11/16/19	*	23	2-5	.400	2-5	.400	1-2	.500	0/1/1	3.5	2	0	1/0	0	3	7	9.3
UMES	11/19/19	*	22	4-5	.800	4-5	.800	0-0	.000	1/2/3	3.4	1	0	1/0	1	2	12	9.8
WILLIAM & MARY	11/21/19	*	25	2-3	.667	1-2	.500	4-6	.667	2/1/3	3.3	2	0	0/1	1	0	9	9.7
vs Oklahoma	11/25/19	*	30	5-10	.500	4-8	.500	1-2	.500	3/4/7	3.9	1	0	0/0	3	2	15	10.4
vs Butler	11/26/19	*	35	4-7	.571	3-5	.600	0-0	.000	1/2/3	3.8	2	0	2/2	0	0	11	10.5
UNC WILMINGTON	12/01/19	*	22	5-9	.556	5-8	.625	2-2	1.000	0/7/7	4.1	0	0	0/0	2	0	17	11.2
at San Jose St.	12/14/19	*	29	2-8	.250	0-6	.000	0-0	.000	1/4/5	4.2	3	0	0/0	1	0	4	10.5
SAN FRANCISCO	12/17/19	*	37	3-8	.375	3-7	.429	1-1	1.000	0/5/5	4.3	0	0	1/0	0	0	10	10.5
vs San Diego	12/21/19	*	32	3-8	.375	2-6	.333	0-0	.000	1/4/5	4.3	0	0	1/1	1	0	8	10.3
KANSAS	12/29/19	*	33	2-6	.333	2-6	.333	0-0	.000	0/2/2	4.2	1	0	0/0	1	2	6	9.9
CALIFORNIA	01/02/20	*	30	1-3	.333	1-3	.333	0-0	.000	0/3/3	4.1	3	0	0/0	2	0	3	9.4
WASHINGTON	01/09/20	*	31	5-14	.357	4-9	.444	0-0	.000	0/1/1	3.9	4	0	0/2	1	1	14	9.7
WASHINGTON ST	01/11/20	*	31	2-10	.200	1-6	.167	0-0	.000	0/2/2	3.8	2	0	2/0	0	2	5	9.4
at UCLA	01/15/20	*	31	5-7	.714	4-6	.667	0-0	.000	1/3/4	3.8	2	0	2/2	2	0	14	9.7
at USC	01/18/20	*	36	6-10	.600	6-10	.600	0-1	.000	1/5/6	3.9	2	0	1/0	1	0	18	10.2
at California	01/26/20	*	32	1-3	.333	0-2	.000	0-0	.000	0/2/2	3.8	3	0	0/0	1	0	2	9.7
OREGON ST	01/30/20	*	27	2-4	.500	2-4	.500	2-2	1.000	0/2/2	3.7	3	0	0/1	1	0	8	9.7
OREGON	02/01/20	*	33	1-9	.111	1-8	.125	0-0	.000	1/4/5	3.8	3	0	0/1	0	0	3	9.3
at Utah	02/06/20	*	32	2-7	.286	2-6	.333	0-0	.000	0/4/4	3.8	2	0	1/2	1	0	6	9.2
at Colorado	02/08/20	*	31	4-9	.444	4-8	.500	2-3	.667	0/2/2	3.7	4	0	2/1	0	0	14	9.4
ARIZONA ST	02/13/20	*	33	3-9	.333	3-9	.333	0-0	.000	1/1/2	3.6	0	0	2/0	0	0	9	9.4
ARIZONA	02/15/20	*	29	1-6	.167	1-6	.167	0-0	.000	0/3/3	3.6	4	0	1/2	2	1	3	9.1
at Washington	02/20/20	*	23	4-8	.500	4-8	.500	0-0	.000	0/1/1	3.5	1	0	0/1	0	0	12	9.2
at Washington St	02/23/20	*	23	3-4	.750	3-3	1.000	0-0	.000	0/2/2	3.4	1	0	0/0	2	0	9	9.2
UTAH	02/26/20																	
COLORADO	03/01/20																	
at Oregon St	03/05/20																	
at Oregon	03/07/20																	

CAREER STATS

YEAR	GP	GS	MIN	AVG	FG	FGA	PCT	3-POINT			FT	FTA	PCT	REBOUNDING				PF	FO	AST	TO	BLK	STL	PTS	Avg
								FG	FGA	PCT				OFF	DEF	TOT	AVG								
2019-20	27	26	787	29.1	82	197	.416	72	166	.434	13	19	.684	15	78	93	3.4	50	0	19	19	25	13	249	9.2
TOTAL	27	26	787	29.1	82	197	.416	72	166	.434	13	19	.684	15	78	93	3.4	50	0	19	19	25	13	249	9.2



#15 RODNEY HERENTON

Senior | Guard | 6-1 | 185

Chicago, Ill. | Stevenson | International Relations

Three things to know...

- 1: Former walk-on, earned scholarship on team's foreign trip to Italy
- 2: All-around point guard, great teammate
- 3: Brother, Willie, plays basketball at Miami, other brother, Samuel, runs track at UCLA

FAST FIVE

Most people might not know: I taught myself how to play the piano.

Favorite class at Stanford: Real Estate Development and Finance

World Traveler: Traveled to India in the summer of 2017 as part of the Rubenstein-Bing Student-Athlete Civic Engagement program.

Stranded on an island, can listen to one album: Views by Drake

HERENTON'S CAREER HIGHS

Points 4, vs. Washington St. 2/28/19
 FG 2, vs. Washington St. 2/28/19
 FGA 2, three times
 3FG
 3FGA 1, twice
 FT 2, vs. Florida 11/23/17
 FTA 2, four times
 Rebounds 1, three times
 Assists 1, three times
 Blocks
 Steals 1, twice
 Minutes 4, three times

HERENTON'S SEASON HIGHS

Points 1, twice
 FG
 FGA 1, vs. Oklahoma 11/25/19
 3FG
 3FGA
 FT 1, twice
 FTA 2, twice
 Rebounds 1, vs. Oklahoma 11/25/19
 Assists 1, three times
 Blocks
 Steals 1, vs. William & Mary 11/21/19
 Minutes 4, twice

2019-20 GAME-BY-GAME

Opponent	Date	GS	Min	FG-FGA	Pct	3FG-FGA	Pct	FT-FTA	Pct	O/D/T	Avg	PF	FO	A/T	B	S	P	Avg
MONTANA	11/06/19		3	0-0	.000	0-0	.000	0-0	.000	0/0/0	0.0	1	0	0/0	0	0	0	0.0
CS FULLERTON	11/09/19		1	0-0	.000	0-0	.000	0-0	.000	0/0/0	0.0	1	0	0/0	0	0	0	0.0
LONG BEACH ST.	11/12/19		4	0-0	.000	0-0	.000	0-0	.000	0/0/0	0.0	0	0	0/0	0	0	0	0.0
SANTA CLARA	11/16/19		1	0-0	.000	0-0	.000	0-0	.000	0/0/0	0.0	0	0	0/0	0	0	0	0.0
UMES	11/19/19		4	0-0	.000	0-0	.000	1-2	.500	0/0/0	0.0	0	0	0/3	0	0	1	0.2
WILLIAM & MARY	11/21/19		3	0-0	.000	0-0	.000	0-0	.000	0/0/0	0.0	0	0	0/0	0	1	0	0.2
vs Oklahoma	11/25/19		1	0-1	.000	0-0	.000	0-0	.000	0/1/1	0.1	0	0	1/0	0	0	0	0.1
vs Butler	11/26/19	DNP																
UNC WILMINGTON	12/01/19		1	0-0	.000	0-0	.000	0-0	.000	0/0/0	0.1	0	0	0/0	0	0	0	0.1
at San Jose St.	12/14/19		2	0-0	.000	0-0	.000	1-2	.500	0/0/0	0.1	0	0	1/0	0	0	1	0.2
SAN FRANCISCO	12/17/19	DNP																
vs San Diego	12/21/19	DNP																
KANSAS	12/29/19	DNP																
CALIFORNIA	01/02/20		1	0-0	.000	0-0	.000	0-0	.000	0/0/0	0.1	0	0	0/0	0	0	0	0.2
WASHINGTON	01/09/20	DNP																
WASHINGTON ST	01/11/20		3	0-0	.000	0-0	.000	0-0	.000	0/0/0	0.1	0	0	1/0	0	0	0	0.2
at UCLA	01/15/20	DNP																
at USC	01/18/20	DNP																
at California	01/26/20	DNP																
OREGON ST	01/30/20	DNP																
OREGON	02/01/20	DNP																
at Utah	02/06/20	DNP																
at Colorado	02/08/20	DNP																
ARIZONA ST	02/13/20	DNP																
ARIZONA	02/15/20	DNP																
at Washington	02/20/20	DNP																
at Washington St	02/23/20		1	0-0	.000	0-0	.000	0-0	.000	0/0/0	0.1	0	0	0/0	0	0	0	0.2
UTAH	02/26/20																	
COLORADO	03/01/20																	
at Oregon St	03/05/20																	
at Oregon	03/07/20																	

CAREER STATS

YEAR	GP	GS	MIN	AVG	FG	FGA	PCT	3-POINT			FT	FTA	PCT	REBOUNDING				PF	FO	AST	TO	BLK	STL	PTS	AVG
								FG	FGA	PCT				OFF	DEF	TOT	AVG								
2016-17	5	0	5	1.0	1	4	.250	0	1	.000	0	2	.000	0	0	0	0.0	0	0	0	2	0	0	2	0.4
2017-18	6	0	10	1.7	1	2	.500	0	0	.000	2	2	1.000	0	1	1	0.2	0	0	0	0	0	0	4	0.7
2018-19	6	0	11	1.8	3	6	.500	0	1	.000	0	0	.000	0	1	1	0.2	0	0	0	0	0	1	6	1.0
2019-20	12	0	25	2.1	0	1	.000	0	0	.000	2	4	.500	0	1	1	0.1	2	0	3	3	0	1	2	0.2
TOTAL	29	0	51	1.8	5	13	.385	0	2	.000	4	8	.500	0	3	3	0.1	2	0	3	5	0	2	14	0.5



#21 DANIEL BEGOVICH

Junior | Forward | 6-5 | 200

San Francisco, Calif. | St. Ignatius College Prep | Undeclared

Three things to know...

- 1: Manager for first two seasons, earned spot on the team for 2019-20
- 2: Two brothers at Stanford, including Neal, a freshman on the men's basketball team
- 3: Can line up at guard or forward

FAST FIVE

Favorite class at Stanford: Experimental Economics

Stranded on an island, can listen to one album: This One's For You by Luke Combs

Most people might not know: I played tennis in high school and our team won the Nor-Cal State Championship twice.

First basketball interest: Going to games at Maples and playing in the front yard with my brothers

Who/what inspires you: The love for my dad and living on his legacy

Favorite TV show: Chicago Fire

BEGOVIČ'S CAREER HIGHS

Points
FG
FGA
3FG
3FGA
FT
FTA
Rebounds.....1, vs. Oklahoma 11/25/19
Assists
Blocks
Steals
Minutes.....2, at San Jose St. 12/14/19

BEGOVIČ'S SEASON HIGHS

Points
FG
FGA
3FG
3FGA
FT
FTA
Rebounds.....1, vs. Oklahoma 11/25/19
Assists
Blocks
Steals
Minutes.....2, at San Jose St. 12/14/19

2019-20 GAME-BY-GAME

Opponent	Date	GS	Min	FG-FGA	Pct	3FG-FGA	Pct	FT-FTA	Pct	O/D/T	Avg	PF	FO	A/T	B	S	P	Avg
MONTANA	11/06/19	DNP																
CS FULLERTON	11/09/19	DNP																
LBSU	11/12/19	DNP																
SANTA CLARA	11/16/19	DNP																
UMES	11/19/19	DNP																
WILLIAM & MARY	11/21/19	DNP																
vs Oklahoma	11/25/19		1	0-0	.000	0-0	.000	0-0	.000	1/0/1	1.0	0	0	0/0	0	0	0	0.0
vs Butler	11/26/19	DNP																
UNC WILMINGTON	12/01/19		1	0-0	.000	0-0	.000	0-0	.000	0/0/0	0.5	0	0	0/0	0	0	0	0.0
at San Jose St.	12/14/19		2	0-0	.000	0-0	.000	0-0	.000	0/0/0	0.3	1	0	0/1	0	0	0	0.0
SAN FRANCISCO	12/17/19	DNP																
vs San Diego	12/21/19	DNP																
KANSAS	12/29/19	DNP																
CALIFORNIA	01/02/20		1	0-0	.000	0-0	.000	0-0	.000	0/0/0	0.3	0	0	0/0	0	0	0	0.0
WASHINGTON	01/09/20	DNP																
WASHINGTON ST	01/11/20	DNP																
at UCLA	01/15/20	DNP																
at USC	01/18/20	DNP																
at California	01/26/20	DNP																
OREGON ST	01/30/20	DNP																
OREGON	02/01/20	DNP																
at Utah	02/06/20	DNP																
at Colorado	02/08/20	DNP																
ARIZONA ST	02/13/20	DNP																
ARIZONA	02/15/20	DNP																
at Washington	02/20/20	DNP																
at Washington St	02/23/20	DNP																
UTAH	02/26/20																	
COLORADO	03/01/20																	
at Oregon St	03/05/20																	
at Oregon	03/07/20																	

CAREER STATS

YEAR	GP	GS	MIN	AVG	FG	FGA	PCT	3-POINT			FT	FTA	PCT	REBOUNDING				PF	FO	AST	TO	BLK	STL	PTS	Avg
								FG	FGA	PCT				OFF	DEF	TOT	AVG								
2019-20	4	0	5	1.3	0	0	.000	0	0	.000	0	0	.000	1	0	1	0.3	1	0	0	1	0	0	0	0.0
TOTAL	4	0	5	1.3	0	0	.000	0	0	.000	0	0	.000	1	0	1	0.3	1	0	0	1	0	0	0	0.0



#22 JAMES KEEFE

Freshman | Forward | 6-9 | 220

Los Angeles, Calif. | Loyola | Undeclared

Three things to know...

1: Physical forward, tireless worker. Can defend both post positions.

2: Son of Adam Keefe, a nine-year NBA veteran and Stanford's all-time leading rebounder (1,119) and third-leading scorer (2,319), and Kristin Klein Keefe, an Olympian and four-time All-American on the Stanford volleyball team. Sisters Caitlin and Michaela play for Stanford's volleyball team.

3: Averged a double double as a senior, chose Stanford over Princeton, San Francisco and UC Irvine.

Trending: Scored a career best nine points against Arizona State on a perfect 4-for-4 mark from the field.

FAST FIVE

Nickname: None

Favorite class at Stanford: Principles of Economics

Part of game worked most on during offseason: I worked most on my body and especially spent a lot of time in the weight room.

Most people might not know: I was born in Oakland, Calif., and lived in Spain for two years.

Significance of jersey number: I idolize TJ Leaf who wears 22.

KEEFE'S CAREER HIGHS

Points 9, vs. Arizona State 2/13/20
FG 4, vs. Arizona State 2/13/20
FGA 5, vs. Washington 1/9/20
3FG
3FGA
FT 4, vs. San Francisco
FTA 7, vs. San Francisco
Rebounds 7, vs. Oklahoma 11/25/19
Assists 1, four times
Blocks 2, vs. Washington 1/9/20
Steals 1, five times
Minutes 18, twice

KEEFE'S SEASON HIGHS

Points 9, vs. Arizona State 2/13/20
FG 4, vs. Arizona State 2/13/20
FGA 5, vs. Washington 1/9/20
3FG
3FGA
FT 4, vs. San Francisco
FTA 7, vs. San Francisco
Rebounds 7, vs. Oklahoma 11/25/19
Assists 1, four times
Blocks 2, vs. Washington 1/9/20
Steals 1, five times
Minutes 18, twice

2019-20 GAME-BY-GAME

Opponent	Date	GS	Min	FG-FGA	Pct	3FG-FGA	Pct	FT-FTA	Pct	O/D/T	Avg	PF	FO	A/T	B	S	P	Avg
MONTANA	11/06/19	11	1-3	.333	0-0	.000	0-0	.000	0/1/1	1.0	0	0	0/0	1	0	2	2.0	
CS FULLERTON	11/09/19	18	1-2	.500	0-0	.000	3-3	1.000	0/4/4	2.5	3	0	0/0	1	0	5	3.5	
LONG BEACH ST.	11/12/19	12	3-4	.750	0-0	.000	0-0	.000	0/1/1	2.0	0	0	0/1	0	0	6	4.3	
SANTA CLARA	11/16/19	12	2-2	1.000	0-0	.000	0-0	.000	1/3/4	2.5	4	0	0/0	1	0	4	4.3	
UMES	11/19/19	12	1-3	.333	0-0	.000	0-0	.000	1/1/2	2.4	2	0	0/1	0	0	2	3.8	
WILLIAM & MARY	11/21/19	8	1-2	.500	0-0	.000	1-3	.333	0/1/1	2.2	1	0	0/0	0	0	3	3.7	
vs Oklahoma	11/25/19	11	0-2	.000	0-0	.000	0-0	.000	1/6/7	2.9	1	0	1/1	0	1	0	3.1	
vs Butler	11/26/19	9	1-1	1.000	0-0	.000	0-1	.000	0/3/3	2.9	0	0	0/0	0	0	2	3.0	
UNC WILMINGTON	12/01/19	8	2-3	.667	0-0	.000	0-0	.000	0/1/1	2.7	0	0	0/0	0	0	4	3.1	
at San Jose St.	12/14/19	15	3-4	.750	0-0	.000	0-2	.000	0/4/4	2.8	3	0	0/0	0	1	6	3.4	
SAN FRANCISCO	12/17/19	18	0-2	.000	0-0	.000	4-7	.571	1/3/4	2.9	3	0	0/1	1	1	4	3.5	
vs San Diego	12/21/19	8	0-0	.000	0-0	.000	0-2	.000	0/1/1	2.8	2	0	0/1	0	0	0	3.2	
KANSAS	12/29/19	5	0-0	.000	0-0	.000	0-0	.000	0/0/0	2.5	2	0	0/0	0	0	0	2.9	
CALIFORNIA	01/02/20	5	1-2	.500	0-0	.000	0-0	.000	2/1/3	2.6	2	0	0/0	0	0	2	2.9	
WASHINGTON	01/09/20	17	3-5	.600	0-0	.000	1-3	.333	4/1/5	2.7	3	0	0/0	2	1	7	3.1	
WASHINGTON ST	01/11/20	10	2-3	.667	0-0	.000	0-0	.000	0/0/0	2.6	0	0	1/0	0	0	4	3.2	
at UCLA	01/15/20	9	1-1	1.000	0-0	.000	0-0	.000	0/0/0	2.4	2	0	0/0	0	0	2	3.1	
at USC	01/18/20	6	0-0	.000	0-0	.000	0-0	.000	0/0/0	2.3	2	0	0/0	0	0	0	2.9	
at California	01/26/20	11	1-3	.333	0-0	.000	0-0	.000	1/2/3	2.3	1	0	0/0	0	0	2	2.9	
OREGON ST	01/30/20	10	0-1	.000	0-0	.000	0-2	.000	1/2/3	2.4	2	0	0/1	0	0	0	2.8	
OREGON	02/01/20	3	0-0	.000	0-0	.000	0-0	.000	0/1/1	2.3	0	0	0/0	0	0	0	2.6	
at Utah	02/06/20	4	0-2	.000	0-0	.000	0-0	.000	1/0/1	2.2	1	0	0/1	0	0	0	2.5	
at Colorado	02/08/20	5	0-1	.000	0-0	.000	0-0	.000	0/1/1	2.2	1	0	0/0	0	0	0	2.4	
ARIZONA ST	02/13/20	16	4-4	1.000	0-0	.000	1-3	.333	1/3/4	2.3	2	0	1/1	0	0	9	2.7	
ARIZONA	02/15/20	8	0-0	.000	0-0	.000	2-4	.500	0/1/1	2.2	4	0	1/0	1	1	2	2.6	
at Washington	02/20/20	4	0-0	.000	0-0	.000	0-0	.000	0/1/1	2.2	0	0	0/2	0	0	0	2.5	
at Washington St	02/23/20	5	0-0	.000	0-0	.000	0-0	.000	1/1/2	2.1	1	0	0/0	0	0	0	2.4	
UTAH	02/26/20																	
COLORADO	03/01/20																	
at Oregon St	03/05/20																	
at Oregon	03/07/20																	

CAREER STATS

YEAR	GP	GS	MIN	AVG	FG	FGA	PCT	3-POINT			FT	FTA	PCT	REBOUNDING				PF	FO	AST	TO	BLK	STL	PTS	Avg
								FG	FGA	PCT				OFF	DEF	TOT	AVG								
2019-20	27	0	260	9.6	27	50	.540	0	0	.000	12	30	.400	15	43	58	2.1	42	0	4	10	7	5	66	2.4
TOTAL	27	0	260	9.6	27	50	.540	0	0	.000	12	30	.400	15	43	58	2.1	42	0	4	10	7	5	66	2.4



#23 NEAL BEGOVICH

Freshman | Forward | 6-9 | 220

San Francisco, Calif. | St. Ignatius College Prep | Undeclared

Three things to know...

- 1: Redshirting 2019-20 season
- 2: Two brothers at Stanford, including Daniel, a junior on the men's basketball team
- 3: Can play either forward position, excellent shooter

FAST FIVE

Favorite class at Stanford: Math 51

Favorite TV show: Power

Significance behind jersey number: 21 is the same number worn by my late father, Dan, who played at California in the late 1970's.

Most people might not know: Played doubles in tennis with brother in high school and won a state championship.

BEGOVIČ'S CAREER HIGHS

Points
FG
FGA
3FG
3FGA
FT
FTA
Rebounds
Assists
Blocks
Steals
Minutes.....

BEGOVIČ'S SEASON HIGHS

Points
FG
FGA
3FG
3FGA
FT
FTA
Rebounds
Assists
Blocks
Steals
Minutes.....

2019-20 GAME-BY-GAME

Opponent	Date	GS	Min	FG-FGA	Pct	3FG-FGA	Pct	FT-FTA	Pct	O/D/T	Avg	PF	FO	A/T	B	S	P	Avg
MONTANA	11/06/19	DNP																
CS FULLERTON	11/09/19	DNP																
LBSU	11/12/19	DNP																
SANTA CLARA	11/16/19	DNP																
UMES	11/19/19	DNP																
WILLIAM & MARY	11/21/19	DNP																
vs Oklahoma	11/25/19	DNP																
vs Butler	11/26/19	DNP																
UNC WILMINGTON	12/01/19	DNP																
at San Jose St.	12/14/19	DNP																
SAN FRANCISCO	12/17/19	DNP																
vs San Diego	12/21/19	DNP																
KANSAS	12/29/19	DNP																
CALIFORNIA	01/02/20	DNP																
WASHINGTON	01/09/20	DNP																
WASHINGTON ST	01/11/20	DNP																
at UCLA	01/15/20	DNP																
at USC	01/18/20	DNP																
at California	01/26/20	DNP																
OREGON ST	01/30/20	DNP																
OREGON	02/01/20	DNP																
at Utah	02/06/20	DNP																
at Colorado	02/08/20	DNP																
ARIZONA ST	02/13/20	DNP																
ARIZONA	02/15/20	DNP																
at Washington	02/20/20	DNP																
at Washington St	02/23/20	DNP																
UTAH	02/26/20																	
COLORADO	03/01/20																	
at Oregon St	03/05/20																	
at Oregon	03/07/20																	

CAREER STATS

YEAR	GP	GS	MIN	AVG	FG	FGA	PCT	3-POINT			FT	FTA	PCT	REBOUNDING				PF	FO	AST	TO	BLK	STL	PTS	Avg
								FG	FGA	PCT				OFF	DEF	TOT	AVG								
2019-20	0	0	0	0.0	0	0	.000	0	0	.000	0	0	.000	0	0	0	0.0	0	0	0	0	0	0	0	0.0
TOTAL	0	0	0	0.0	0	0	.000	0	0	.000	0	0	.000	0	0	0	0.0	0	0	0	0	0	0	0	0.0



#24 SAM BESKIND

Redshirt Freshman | Guard | 6-4 | 193

Tuscon, Ariz. | Catalina Foothills | Communication

Three things to know...

- 1: Former walk-on, earned scholarship on team's foreign trip to Italy
- 2: Off-ball guard, tough, hard-nosed shooter.
- 3: Completed internship over the summer with Home Court, working with basketball shot tracking

FAST FIVE

Favorite class at Stanford: Perspectives on the Good Life

Most people might not know: Favorite sport to watch on TV is tennis.

Who/what inspires you: My mom, who was a walk-on at the University of Washington. She still holds the high jump record and is a member of their Hall of Fame. She is also the kindest person I know.

Teammate fun fact: Isaac gets 5+ sample cups every time at Yogurtland.

BESKIND'S CAREER HIGHS

Points3, vs. Long Beach St. 11/12/19
 FG1, vs. Long Beach St. 11/12/19
 FGA1, three times
 3FG1, vs. Long Beach St. 11/12/19
 3FGA1, three times
 FT-
 FTA-
 Rebounds ... 2, vs. Maryland Eastern Shore 11/19/19
 Assists1, vs. Long Beach St. 11/12/19
 Blocks1, vs. William & Mary 11/21/19
 Steals-
 Minutes 5, vs. Maryland Eastern Shore 11/19/19

BESKIND'S SEASON HIGHS

Points3, vs. Long Beach St. 11/12/19
 FG1, vs. Long Beach St. 11/12/19
 FGA1, three times
 3FG1, vs. Long Beach St. 11/12/19
 3FGA1, three times
 FT-
 FTA-
 Rebounds ... 2, vs. Maryland Eastern Shore 11/19/19
 Assists1, vs. Long Beach St. 11/12/19
 Blocks1, vs. William & Mary 11/21/19
 Steals-
 Minutes 5, vs. Maryland Eastern Shore 11/19/19

2019-20 GAME-BY-GAME

Opponent	Date	GS	Min	FG-FGA	Pct	3FG-FGA	Pct	FT-FTA	Pct	O/D/T	Avg	PF	FO	A/T	B	S	P	Avg
MONTANA	11/06/19	DNP																
CS FULLERTON	11/09/19		1	0-0	.000	0-0	.000	0-0	.000	0/0/0	0.0	0	0	0/0	0	0	0	0.0
LONG BEACH ST.	11/12/19		3	1-1	1.000	1-1	1.000	0-0	.000	0/0/0	0.0	0	0	1/0	0	0	3	1.5
SANTA CLARA	11/16/19		1	0-0	.000	0-0	.000	0-0	.000	0/0/0	0.0	0	0	0/0	0	0	0	1.0
UMES	11/19/19		5	0-0	.000	0-0	.000	0-0	.000	0/2/2	0.5	2	0	0/0	0	0	0	0.8
WILLIAM & MARY	11/21/19		4	0-0	.000	0-0	.000	0-0	.000	0/0/0	0.4	0	0	0/0	1	0	0	0.6
vs Oklahoma	11/25/19		2	0-1	.000	0-1	.000	0-0	.000	0/0/0	0.3	0	0	0/0	0	0	0	0.5
vs Butler	11/26/19	DNP																
UNC WILMINGTON	12/01/19		2	0-1	.000	0-1	.000	0-0	.000	0/0/0	0.3	0	0	0/0	0	0	0	0.4
at San Jose St.	12/14/19		2	0-0	.000	0-0	.000	0-0	.000	0/0/0	0.3	0	0	0/0	0	0	0	0.4
SAN FRANCISCO	12/17/19	DNP																
vs San Diego	12/21/19		1	0-0	.000	0-0	.000	0-0	.000	0/0/0	0.2	0	0	0/1	0	0	0	0.3
KANSAS	12/29/19	DNP																
CALIFORNIA	01/02/20		1	0-0	.000	0-0	.000	0-0	.000	0/0/0	0.2	0	0	0/0	0	0	0	0.3
WASHINGTON	01/09/20	DNP																
WASHINGTON ST	01/11/20		3	0-0	.000	0-0	.000	0-0	.000	0/1/1	0.3	0	0	0/0	0	0	0	0.3
at UCLA	01/15/20		1	0-0	.000	0-0	.000	0-0	.000	0/0/0	0.3	0	0	0/0	0	0	0	0.3
at USC	01/18/20	DNP																
at California	01/26/20	DNP																
OREGON ST	01/30/20	DNP																
OREGON	02/01/20	DNP																
at Utah	02/06/20	DNP																
at Colorado	02/08/20		3	0-0	.000	0-0	.000	0-0	.000	0/0/0	0.2	2	0	0/0	0	0	0	0.2
ARIZONA ST	02/13/20	DNP																
ARIZONA	02/15/20	DNP																
at Washington	02/20/20	DNP																
at Washington St	02/23/20		1	0-0	.000	0-0	.000	0-0	.000	0/0/0	0.2	0	0	0/0	0	0	0	0.2
UTAH	02/26/20																	
COLORADO	03/01/20																	
at Oregon St	03/05/20																	
at Oregon	03/07/20																	

CAREER STATS

YEAR	GP	GS	MIN	AVG	FG	FGA	PCT	3-POINT						REBOUNDING													
								FG	FGA	PCT	FT	FTA	PCT	OFF	DEF	TOT	AVG	PF	FO	AST	TO	BLK	STL	PTS	AVG		
2018-19	1	0	1	1.0	0	0	.000	0	0	.000	0	0	.000	0	0	0	0.0	0	0	0	0	0	0	0	0	0	0.0
2019-20	14	0	30	2.1	1	3	.333	1	3	.333	0	0	.000	0	3	3	0.2	4	0	1	1	1	1	0	3	0.2	
TOTAL	15	0	31	2.1	1	3	.333	1	3	.333	0	0	.000	0	3	3	0.2	4	0	1	1	1	1	0	3	0.2	



#32 LUKAS KISUNAS

Sophomore | Forward | 6-10 | 245

Vilnius, Lithuania | Brewster Academy (N.H.) | Undeclared

Three things to know...

1: Hard-nosed forward/center, terrific rebounder

2: Competed at 2017 FIBA U18 European Championships in Slovakia, helping Lithuania to a third-place finish

3: Chose Stanford over Arizona and UConn

Trending: Second on the team in offensive rebounds (1.3 per game).

FAST FIVE

Nickname: As a freshman, assistant coach Jesse Pruitt named me "Lucash"

Favorite class at Stanford: Psychology 1

Most people might not know: Award-winning photographer

Languages: Speaks Lithuanian and English, in addition to some Russian

Who/what inspires you: The chance to grow and get better as a person and as a player. I love progressing in life and taking a step forward every day.

Stranded on an island, can listen to one album: Until Death Call My Name by NBA YoungBoy

KISUNAS' CAREER HIGHS

Points 9, vs. Washington St. 1/11/20
FG 4, three times
FGA 7, vs. Santa Clara 11/16/19
3FG
3FGA
FT 2, eight times
FTA 4, at San Jose St. 12/14/19
Rebounds 10, vs. Santa Clara 11/16/19
Assists 3, vs. Washington St. 1/11/20
Blocks 2, twice
Steals 3, vs. UNC Wilmington 12/1/19
Minutes 26, at Colorado 2/8/20

KISUNAS' SEASON HIGHS

Points 9, vs. Washington St. 1/11/20
FG 4, three times
FGA 7, vs. Santa Clara 11/16/19
3FG
3FGA
FT 2, three times
FTA 4, at San Jose St. 12/14/19
Rebounds 10, vs. Santa Clara 11/16/19
Assists 3, vs. Washington St. 1/11/20
Blocks 2, vs. Washington St. 1/11/20
Steals 3, vs. UNC Wilmington 12/1/19
Minutes 26, at Colorado 2/8/20

2019-20 GAME-BY-GAME

Opponent	Date	GS	Min	FG-FGA	Pct	3FG-FGA	Pct	FT-FTA	Pct	O/D/T	Avg	PF	FO	A/T	B	S	P	Avg
MONTANA	11/06/19	*	16	1-2	.500	0-0	.000	1-1	1.000	1/2/3	3.0	0	0	0/0	1	0	3	3.0
CS FULLERTON	11/09/19		7	1-2	.500	0-0	.000	0-0	.000	2/0/2	2.5	3	0	0/1	0	0	2	2.5
LONG BEACH ST.	11/12/19		10	2-4	.500	0-0	.000	0-0	.000	4/3/7	4.0	1	0	0/2	0	0	4	3.0
SANTA CLARA	11/16/19		20	4-7	.571	0-0	.000	0-2	.000	3/7/10	5.5	3	0	1/2	0	0	8	4.3
UMES	11/19/19		11	1-2	.500	0-0	.000	0-0	.000	1/1/2	4.8	3	0	2/3	0	0	2	3.8
WILLIAM & MARY	11/21/19		13	0-1	.000	0-0	.000	0-1	.000	0/2/2	4.3	1	0	1/1	0	0	0	3.2
vs Oklahoma	11/25/19		5	1-1	1.000	0-0	.000	0-0	.000	2/0/2	4.0	3	0	0/0	0	0	2	3.0
vs Butler	11/26/19		8	0-2	.000	0-0	.000	0-0	.000	1/1/2	3.8	0	0	0/0	0	0	0	2.6
UNC WILMINGTON	12/01/19		15	0-0	.000	0-0	.000	2-2	1.000	2/3/5	3.9	1	0	2/1	1	3	2	2.6
at San Jose St.	12/14/19		8	2-5	.400	0-0	.000	2-4	.500	3/1/4	3.9	3	0	0/2	0	0	6	2.9
SAN FRANCISCO	12/17/19	*	10	0-0	.000	0-0	.000	0-0	.000	1/2/3	3.8	0	0	0/2	0	0	0	2.6
vs San Diego	12/21/19		7	0-0	.000	0-0	.000	0-1	.000	0/1/1	3.6	1	0	0/0	0	0	0	2.4
KANSAS	12/29/19		14	1-2	.500	0-0	.000	2-3	.667	1/3/4	3.6	1	0	1/1	1	1	4	2.5
CALIFORNIA	01/02/20		12	0-0	.000	0-0	.000	0-2	.000	0/3/3	3.6	1	0	1/0	0	0	0	2.4
WASHINGTON	01/09/20		4	0-0	.000	0-0	.000	0-0	.000	0/0/0	3.3	2	0	1/1	0	0	0	2.2
WASHINGTON ST	01/11/20		14	4-4	1.000	0-0	.000	1-2	.500	1/3/4	3.4	2	0	3/2	2	1	9	2.6
at UCLA	01/15/20		18	2-2	1.000	0-0	.000	0-0	.000	2/1/3	3.4	1	0	1/0	1	0	4	2.7
at USC	01/18/20		12	2-4	.500	0-0	.000	0-0	.000	2/1/3	3.3	3	0	0/2	0	0	4	2.8
at California	01/26/20		8	0-1	.000	0-0	.000	0-0	.000	1/1/2	3.3	0	0	0/1	1	0	0	2.6
OREGON ST	01/30/20		5	0-1	.000	0-0	.000	0-0	.000	1/1/2	3.2	1	0	0/0	0	0	0	2.5
OREGON	02/01/20		15	4-5	.800	0-0	.000	0-1	.000	2/2/4	3.2	0	0	0/2	0	0	8	2.8
at Utah	02/06/20	*	18	1-1	1.000	0-0	.000	0-0	.000	0/2/2	3.2	5	1	1/3	1	0	2	2.7
at Colorado	02/08/20	*	26	1-4	.250	0-0	.000	0-0	.000	2/4/6	3.3	2	0	1/2	0	0	2	2.7
ARIZONA ST	02/13/20	*	4	0-1	.000	0-0	.000	0-0	.000	1/0/1	3.2	2	0	0/4	0	0	0	2.6
ARIZONA	02/15/20		7	0-1	.000	0-0	.000	0-0	.000	1/0/1	3.1	1	0	1/0	0	0	0	2.5
at Washington	02/20/20		16	2-3	.667	0-0	.000	1-3	.333	1/3/4	3.2	3	0	1/0	0	0	5	2.6
at Washington St	02/23/20		4	0-0	.000	0-0	.000	0-0	.000	0/0/0	3.0	1	0	0/1	0	1	0	2.5
UTAH	02/26/20																	
COLORADO	03/01/20																	
at Oregon St	03/05/20																	
at Oregon	03/07/20																	

CAREER STATS

YEAR	GP	GS	MIN	AVG	FG	FGA	PCT	3-POINT			FT	FTA	PCT	REBOUNDING				PF	FO	AST	TO	BLK	STL	PTS	Avg
								FG	FGA	PCT				OFF	DEF	TOT	AVG								
2018-19	28	0	172	6.1	17	33	.515	0	0	.000	11	18	.611	16	33	49	1.8	30	0	4	10	7	1	45	1.6
2019-20	27	5	307	11.4	29	55	.527	0	0	.000	9	22	.409	35	47	82	3.0	44	1	17	33	8	6	67	2.5
TOTAL	55	5	479	8.7	46	88	.523	0	0	.000	20	40	.500	51	80	131	2.4	74	1	21	43	15	7	112	2.0

Official Basketball Box Score -- Game Totals -- Final Statistics
Montana vs Stanford
11/06/19 7:00 pm at Stanford, Calif. (Maples Pavilion)

Montana 62 • 0-1

#	Player	Total			3-Ptr			Rebounds			PF	TP	A	TO	Blk	Stl	Min.
		FG-FGA	FG-FGA	FT-FTA	Off	Def	Tot	Off	Def	Tot							
00	Kyle Owens	f	1-3	0-0	1-2	0	0	0	3	3	0	0	0	0	0	0	13
23	Mack Anderson	f	0-3	0-0	0-0	0	1	1	3	0	0	0	0	1	0	0	18
02	Kendall Manuel	g	2-8	2-5	1-2	2	3	5	1	7	0	4	0	0	0	0	27
03	Josh Vazquez	g	4-11	2-7	1-2	0	5	5	1	11	1	11	1	3	0	1	37
04	Sayed Pridgett	g	8-13	0-1	1-1	0	10	10	1	17	6	6	2	3	2	3	39
10	Timmy Falls		0-2	0-1	0-0	0	3	3	0	0	2	3	0	0	0	0	19
01	Eddy Egun		3-6	2-3	1-2	0	1	1	1	9	0	0	0	1	1	0	19
35	Derrick Carter-Holli		5-6	1-1	4-5	3	3	6	3	15	0	1	1	1	1	0	28
	Team					0	0	0									
Totals			23-52	7-20	9-14	5	26	31	13	62	9	17	4	6			200
FG % 1st Half: 11-25		44.0%	2nd half: 12-27		44.4%	Game: 23-52		44.2%	Deadball								
3FG % 1st Half: 3-10		30.0%	2nd half: 4-10		40.0%	Game: 7-20		35.0%	Rebounds								
FT % 1st Half: 3-5		60.0%	2nd half: 6-9		66.7%	Game: 9-14		64.3%									

Stanford 73 • 1-0

#	Player	Total			3-Ptr			Rebounds			PF	TP	A	TO	Blk	Stl	Min.
		FG-FGA	FG-FGA	FT-FTA	Off	Def	Tot	Off	Def	Tot							
13	da Silva, Oscar	f	7-10	1-2	6-6	0	4	4	2	21	1	3	1	3	2	4	24
32	Kisunas, Lukas	f	1-2	0-0	1-1	1	2	3	0	3	0	0	1	0	0	0	16
01	Davis, Daejon	g	1-5	0-0	0-0	0	2	2	2	2	4	1	0	5	3	3	33
02	Wills, Bryce	g	4-6	0-0	3-4	0	3	3	4	11	4	2	1	1	1	3	31
03	Terry, Tyrell	g	5-12	1-3	2-2	0	4	4	2	13	4	1	0	3	2	8	28
04	White, Isaac		2-4	2-4	0-0	0	1	1	0	6	0	0	0	0	0	0	12
11	Delaire, Jaiden		3-5	0-2	0-0	0	2	2	0	6	0	1	0	1	0	1	19
12	Fitzmorris, Keenan		0-0	0-0	0-0	0	1	1	0	0	0	0	0	0	0	0	0+
14	Jones, Spencer		3-7	3-6	0-0	0	3	3	1	9	0	1	1	1	0	0	23
15	Herenton, Rodney		0-0	0-0	0-0	0	0	0	1	0	0	0	0	0	0	0	3
22	Keefe, James		1-3	0-0	0-0	0	1	1	0	2	0	0	1	0	1	0	11
	Team					0	4	4									
Totals			27-54	7-17	12-13	1	27	28	12	73	13	10	5	13			200
FG % 1st Half: 10-22		45.5%	2nd half: 17-32		53.1%	Game: 27-54		50.0%	Deadball								
3FG % 1st Half: 3-6		50.0%	2nd half: 4-11		36.4%	Game: 7-17		41.2%	Rebounds								
FT % 1st Half: 7-8		87.5%	2nd half: 5-5		100.0%	Game: 12-13		92.3%									

Officials: Kelly Pfeifer,David Hall,Randy McCall
Technical fouls: Montana-None. Stanford-None.
Attendance: 2930

Score by periods	1st	2nd	Total
Montana	28	34	62
Stanford	30	43	73

Last FG - MONT 2nd-00:45, STAN 2nd-03:44.
Largest lead - MONT by 6 1st-05:19, STAN by 26 2nd-07:30.
MONT led for 14:55, STAN led for 21:38, Game was tied for 03:27.

Score tied - 8 times.
Lead changed - 7 times.

Official Basketball Box Score -- Game Totals -- Final Statistics
Long Beach St. vs Stanford
11/12/19 6:00 pm at Stanford, Calif. (Maples Pavilion)

Long Beach St. 58 • 1-2

#	Player	Total			3-Ptr			Rebounds			PF	TP	A	TO	Blk	Stl	Min.
		FG-FGA	FG-FGA	FT-FTA	Off	Def	Tot	Off	Def	Tot							
24	Joshua Morgan	c	2-2	0-0	2-4	1	1	2	2	6	3	1	3	1	1	25	
01	Michael Carter III	g	0-9	0-6	2-2	0	4	4	3	2	2	5	0	1	0	1	27
02	Jordan Roberts	g	0-2	0-0	0-0	1	1	2	2	0	0	2	0	0	0	0	13
14	Colin Slater	g	3-11	1-6	0-1	0	1	1	3	7	2	1	0	1	0	1	24
31	Chance Hunter	g	2-4	1-1	0-0	0	0	0	1	2	5	0	2	0	1	1	15
03	Drew Cobb		2-4	0-0	1-1	2	4	6	0	5	1	0	1	0	0	0	23
10	Max De Geest		5-9	3-7	0-0	2	0	2	0	13	1	1	0	1	0	1	20
11	Jordan Griffin		5-6	2-3	0-0	0	0	0	0	12	0	2	0	1	1	0	14
12	Breyon Jackson		0-0	0-0	1-2	0	0	0	1	1	0	2	0	0	0	0	9
13	Romelle Mansel		0-1	0-0	0-0	0	6	6	2	0	0	2	2	0	0	0	15
32	Trevor Irish		3-6	0-0	0-0	1	2	3	2	6	0	1	1	0	1	0	12
40	Jeffrey Yan		0-0	0-0	1-2	0	1	1	0	1	0	0	0	0	0	0	3
	Team					2	0	2									
Totals			22-54	7-23	7-12	9	21	30	17	58	9	19	7	6			200
FG % 1st Half: 9-27		33.3%	2nd half: 13-27		48.1%	Game: 22-54		40.7%	Deadball								
3FG % 1st Half: 2-9		22.2%	2nd half: 5-14		35.7%	Game: 7-23		30.4%	Rebounds								
FT % 1st Half: 2-4		50.0%	2nd half: 5-8		62.5%	Game: 7-12		58.3%									

Stanford 86 • 3-0

#	Player	Total			3-Ptr			Rebounds			PF	TP	A	TO	Blk	Stl	Min.
		FG-FGA	FG-FGA	FT-FTA	Off	Def	Tot	Off	Def	Tot							
13	da Silva, Oscar	f	4-8	0-0	4-4	1	6	7	3	12	4	2	0	2	2	4	24
14	Jones, Spencer	f	3-7	3-6	0-0	2	3	5	2	9	2	1	0	0	0	0	25
01	Davis, Daejon	g	3-3	2-2	0-0	0	2	2	4	8	3	2	0	1	1	2	23
02	Wills, Bryce	g	3-7	1-4	0-0	0	3	3	0	7	1	2	1	2	2	2	26
03	Terry, Tyrell	g	6-9	1-3	1-2	0	3	3	0	14	6	1	0	2	3	0	30
04	White, Isaac		3-7	2-5	1-1	1	2	3	0	9	3	0	0	1	1	3	13
11	Delaire, Jaiden		7-11	0-0	0-0	1	1	2	1	14	3	0	0	1	0	1	25
12	Fitzmorris, Keenan		0-4	0-2	0-0	0	1	1	2	1	0	0	0	0	0	0	5
15	Herenton, Rodney		0-0	0-0	0-0	0	0	0	0	0	0	0	0	0	0	0	4
22	Keefe, James		3-4	0-0	0-0	0	1	1	0	6	0	1	0	0	0	0	12
24	Beskind, Sam		1-1	1-1	0-0	0	0	0	0	3	1	0	0	0	0	0	3
32	Kisunas, Lukas		2-4	0-0	0-0	4	3	7	1	4	0	2	0	0	0	0	10
	Team					0	3	3									
Totals			35-65	10-23	6-7	10	28	38	12	86	23	12	1	9			200
FG % 1st Half: 20-32		62.5%	2nd half: 15-33		45.5%	Game: 35-65		53.8%	Deadball								
3FG % 1st Half: 5-13		38.5%	2nd half: 5-10		50.0%	Game: 10-23		43.5%	Rebounds								
FT % 1st Half: 2-3		66.7%	2nd half: 4-4		100.0%	Game: 6-7		85.7%									

Officials: D.G. Nelson,Michael Irving,Mike Reed
Technical fouls: Long Beach St-None. Stanford-None.
Attendance: 2558

Score by periods	1st	2nd	Total
Long Beach St.	22	36	58
Stanford	47	39	86

Official Basketball Box Score -- Game Totals -- Final Statistics
Cal St. Fullerton vs Stanford
11/09/19 8:00 pm at Stanford, Calif. (Maples Pavilion)

Cal St. Fullerton 54 • 0-2

		Total			3-Ptr			Rebounds									
#	Player	FG-FGA	FG-FGA	FT-FTA	Off	Def	Tot	PF	TP	A	TO	Blk	Stl				
05	Davon Clare	f	1-7	0-3	2-2	2	13	15	4	4	0	2	1	0	32		
33	Johnny Wang	f	2-4	0-0	0-0	3	1	4	2	4	0	0	0	0	21		
02	Daniel Venzant	g	3-4	1-1	2-2	1	1	2	1	9	1	2	0	1	29		
10	Austen Awosika	g	2-13	0-3	5-8	2	5	7	2	9	2	3	0	1	36		
11	Wayne Arnold	g	6-15	2-10	0-0	0	3	3	2	14	0	2	0	2	30		
01	Brandon Kanga		4-13	1-4	1-4	2	5	7	4	10	2	3	0	2	27		
12	Mojus Mojus		0-1	0-1	0-0	0	0	0	0	0	1	0	0	0	6		
15	Emmanuel Taban		0-0	0-0	0-0	0	0	0	1	0	0	0	0	0	3		
24	Josh Pitts		2-2	0-0	0-3	3	1	4	3	4	0	4	0	0	16		
Team						1	1	2									
Totals			20-59	4-22	10-19	14	30	44	19	54	6	16	1	6	200		
FG % 1st Half: 8-29		27.6%	2nd half: 12-30	40.0%	Game: 20-59	33.9%										Deadball	
3FG % 1st Half: 2-9		22.2%	2nd half: 2-13	15.4%	Game: 4-22	18.2%										Rebounds	
FT % 1st Half: 1-4		25.0%	2nd half: 9-15	60.0%	Game: 10-19	52.6%										5	

Official Basketball Box Score -- Game Totals -- Final Statistics
Maryland Eastern Shore vs Stanford
11/19/19 7:00 pm at Stanford, Calif. (Maples Pavilion)

Maryland Eastern Shore 55 • 0-5

#	Player	Total			3-Ptr			Rebounds			PF	TP	A	TO	Blk	Stl	Min
		FG-FGA	FG-FGA	FT-FTA	FG-FGA	FG-FGA	FT-FTA	Off	Def	Tot							
22	Gabriel Gyamfi	f	3-5	0-1	0-0	2	3	5	3	6	0	1	2	3	24		
02	Ty Gibson	g	2-6	0-3	3-3	0	1	1	3	7	3	4	0	1	20		
03	Canaan Bartley	g	3-7	2-2	2-2	1	2	3	1	10	1	1	1	0	25		
10	Glen Anderson	g	3-4	1-1	1-2	1	2	3	2	8	2	6	0	1	30		
11	Ahmad Frost	g	2-4	2-3	0-0	0	4	4	2	6	2	1	0	1	22		
04	Kevon Voyles		1-4	0-1	0-1	0	1	1	2	2	0	0	0	0	10		
05	Da'Shawn Phillip		3-12	2-8	0-0	1	2	3	3	8	1	0	0	1	21		
14	Bruce Guy		2-6	0-0	0-0	2	1	3	2	4	1	1	0	2	21		
24	Walter Prevost		1-4	0-0	2-4	2	0	2	4	4	1	3	2	0	27		
Team						1	1	2									
Totals			20-52	7-19	8-12	10	17	27	22	55	11	18	5	9	200		
FG % 1st Half: 5-20		25.0%	2nd half: 15-32	46.9%	Game: 20-52	38.5%											
3FG % 1st Half: 1-4		25.0%	2nd half: 6-15	40.0%	Game: 7-19	36.8%											
FT % 1st Half: 5-9		55.6%	2nd half: 3-3	100.0%	Game: 8-12	66.7%											
																Deadball	
																Rebounds	
																1	

Stanford 76 • 5-0

#	Player	Total			3-Ptr			Rebounds			PF	TP	A	TO	Blk	Stl	Min
		FG-FGA	FG-FGA	FT-FTA	FG-FGA	FG-FGA	FT-FTA	Off	Def	Tot							
13	da Silva, Oscar	f	5-8	0-1	6-6	1	3	4	0	16	3	2	0	0	17		
14	Jones, Spencer	f	4-5	4-5	0-0	1	2	3	1	12	1	0	1	2	22		
01	Davis, Daejon	g	2-5	1-1	0-0	0	2	2	0	5	4	3	0	1	24		
02	Willis, Bryce	g	0-2	0-1	0-0	0	6	6	1	0	2	2	0	0	27		
03	Terry, Tyrell	g	4-7	2-3	0-0	0	3	3	0	10	2	0	0	3	24		
04	White, Isaac		2-5	1-3	0-0	1	3	4	1	5	1	0	0	0	24		
11	Delaire, Jaiden		7-10	1-1	6-9	2	0	2	2	21	1	3	2	2	25		
12	Fitzmorris, Keenan		1-3	0-2	0-1	0	0	0	0	2	0	2	0	0	5		
15	Herenton, Rodney		0-0	0-0	1-2	0	0	0	0	1	0	3	0	0	4		
22	Keefe, James		1-3	0-0	0-0	1	1	2	2	2	0	1	0	0	12		
24	Beskind, Sam		0-0	0-0	0-0	0	2	2	2	0	0	0	0	0	5		
32	Kisunas, Lukas		1-2	0-0	0-0	1	1	2	3	2	2	3	0	0	11		
Team						2	2	4									
Totals			27-50	9-17	13-18	9	25	34	12	76	16	19	3	8	200		
FG % 1st Half: 16-26		61.5%	2nd half: 11-24	45.8%	Game: 27-50	54.0%											
3FG % 1st Half: 6-7		85.7%	2nd half: 3-10	30.0%	Game: 9-17	52.9%											
FT % 1st Half: 6-10		60.0%	2nd half: 5-8	62.5%	Game: 13-18	72.2%											
																Deadball	
																Rebounds	
																2	

Officials: Glen Mayberry,Nate Harris,Vernie Harris
Technical fouls: Maryland Eastern Shore-None. Stanford-None.
Attendance: 2173

Score by periods	1st	2nd	Total
Maryland Eastern Shore	16	39	55
Stanford	46	30	76

	In	Off	2nd	Fast	Bench
Points	24	18	8	8	18
UMES	24	18	8	8	18
STAN	36	23	12	12	33

Official Basketball Box Score -- Game Totals -- Final Statistics
William & Mary vs Stanford
11/21/19 7:00 pm at Stanford, Calif. (Maples Pavilion)

William & Mary 50 • 4-2

#	Player	Total			3-Ptr			Rebounds			PF	TP	A	TO	Blk	Stl	Min
		FG-FGA	FG-FGA	FT-FTA	FG-FGA	FG-FGA	FT-FTA	Off	Def	Tot							
11	Andy Van Vliet	f	4-11	3-6	0-1	0	5	5	2	11	2	2	0	2	30		
13	Nathan Knight	f	2-4	1-2	2-3	0	5	5	5	7	1	6	1	1	21		
02	Tyler Hamilton	g	0-2	0-0	2-2	0	2	2	3	2	0	0	0	0	22		
05	Bryce Barnes	g	3-12	0-3	0-0	1	1	2	4	6	1	3	0	0	23		
12	Luke Loewe	g	4-9	0-1	1-3	0	2	2	1	9	3	1	0	1	30		
10	Rainers Hermanovskis		0-2	0-0	0-0	2	0	2	1	0	1	0	0	1	19		
15	Miguel Ayesa		2-4	0-2	0-0	1	0	1	2	4	0	1	0	0	20		
21	Quinn Blair		3-5	2-3	2-3	0	1	1	2	10	0	2	0	0	24		
22	Thatcher Stone		0-1	0-0	0-0	0	0	0	0	0	0	1	0	0	2		
30	Mehkel Harvey		0-0	0-0	1-4	0	0	0	1	1	0	1	0	0	9		
Team						1	4	5									
Totals			18-50	6-17	8-16	5	20	25	21	50	8	17	1	5	200		
FG % 1st Half: 10-24		41.7%	2nd half: 8-26	30.8%	Game: 18-50	36.0%											
3FG % 1st Half: 4-8		50.0%	2nd half: 2-9	22.2%	Game: 6-17	35.3%											
FT % 1st Half: 1-5		20.0%	2nd half: 7-11	63.6%	Game: 8-16	50.0%											
																Deadball	
																Rebounds	
																1	

Stanford 81 • 6-0

#	Player		Total			3-Ptr			Rebounds			PF	TP	A	TO	Blk	Stl	Min	
			FG-FGA	FG-FGA	FT-FTA	FG-FGA	FG-FGA	FT-FTA	Off	Def	Tot								
13	da Silva, Oscar	f	5-8	0-1	4-4	0	2	2	3	14	1	2	1	0	23				
14	Jones, Spencer	f	2-3	1-2	4-6	2	1	3	2	9	0	1	1	0	25				
01	Davis, Daejon	g	4-8	2-2	4-4	0	2	2	3	14	4	3	1	3	29				
02	Willis, Bryce	g	2-6	0-2	1-1	0	7	7	3	5	1	2	1	0	29				
03	Terry, Tyrell	g	8-11	5-7	0-2	0	10	10	0	21	3	3	0	3	29				
04	White, Isaac		1-4	0-2	2-3	0	3	3	0	4	0	0	0	0	13				
11	Delaire, Jaiden		2-3	0-0	5-6	1	3	4	3	9	1	0	1	1	21				
12	Fitzmorris, Keenan		1-1	0-0	0-0	1	0	1	3	2	0	2	0	0	3				
15	Herenton, Rodney		0-0	0-0	0-0	0	0	0	0	0	0	0	0	1	3				
22	Keefe, James		1-2	0-0	1-3	0	1	1	1	3	0	0	0	0	8				
24	Beskind, Sam		0-0	0-0	0-0	0	0	0	0	0	0	0	1	0	4				
32	Kisunas, Lukas		0-1	0-0	0-1	0	2	2	1	0	1	1	0	0	13				
Team						1	3	4											
Totals				26-47	8-16	21-30	5	34	39	19	81	11	15	6	8	200			
FG % 1st Half: 14-25			56.0%	2nd half: 12-22	54.5%	Game: 26-47	55.3%												Deadball Rebounds 5
3FG % 1st Half: 4-6			66.7%	2nd half: 1-10	40.0%	Game: 4-16	50.0%												
FT % 1st Half: 7-10			70.0%	2nd half: 14-20	70.0%	Game: 21-30	70.0%												

Official Basketball Box Score -- Game Totals -- Final Statistics

UNC Wilmington vs Stanford
12/01/19 1:00 pm at Stanford, Calif. (Maples Pavilion)

UNC Wilmington 54 • 5-5

#	Player	Total		3-Ptr	Rebounds			PF	TP	A	TO	Blk	Stl	Min
		FG-FGA	FG-FGA		Off	Def	Tot							
23	Marten Linssen	f	6-9	0-0	0-0	2	2	4	2	12	0	2	0	17
04	Mike Okauru	f	2-8	1-1	0-0	0	4	4	3	5	2	0	1	33
05	Jake Boggs	g	3-6	3-5	0-0	1	1	2	2	9	1	1	0	14
10	Kai Toews	g	0-5	0-2	0-0	0	5	5	2	0	5	3	0	23
30	Jaylen Sims	g	4-11	4-8	0-0	0	5	5	2	12	1	2	0	36
01	Brian Tolefree		4-5	1-2	0-0	0	1	1	1	9	0	3	0	23
02	Shykeim Phillips		1-6	0-0	0-0	1	0	1	1	2	1	1	0	22
22	Brent Jenkins		0-0	0-0	0-0	0	0	0	0	0	0	0	0	1
24	Imajae Dodd		1-1	0-0	0-2	0	2	2	2	2	1	1	0	20
32	John Bowen		1-4	1-3	0-0	0	2	2	0	3	0	0	0	12
Team					3	1	4							
Totals			22-55	10-21	0-2	7	23	30	15	54	14	15	0	200
FG % 1st Half: 8-25		32.0%	2nd half: 14-30	46.7%	Game: 22-55	40.0%	Deadball Rebounds 1							
3FG % 1st Half: 3-8		37.5%	2nd half: 7-13	53.8%	Game: 10-21	47.6%								
FT % 1st Half: 0-0		0.0%	2nd half: 0-0	0.0%	Game: 0-2	0.0%								

Stanford 72 • 8-1

#	Player	Total		3-Ptr	Rebounds			PF	TP	A	TO	Blk	Stl	Min
		FG-FGA	FG-FGA		Off	Def	Tot							
13	da Silva, Oscar	f	11-14	1-2	3-4	1	4	5	0	26	0	0	1	29
14	Jones, Spencer	f	5-9	5-8	2-2	0	7	7	0	17	0	0	2	0
01	Davis, Daejon	g	2-4	0-1	0-0	0	2	2	1	4	5	3	0	1
02	Wills, Bryce	g	2-5	0-2	0-0	0	5	5	2	4	4	2	1	30
03	Terry, Tyrell	g	4-10	1-5	0-0	2	2	4	3	9	5	4	0	28
04	White, Isaac		2-5	1-4	0-0	1	0	1	0	5	1	0	0	13
11	Delaire, Jaiden		0-3	0-2	1-2	0	1	1	1	1	0	0	0	15
12	Fitzmorris, Keenan		0-0	0-0	0-0	0	0	0	0	0	0	0	0	2
15	Herenton, Rodney		0-0	0-0	0-0	0	0	0	0	0	0	0	0	1
21	Begovich, Daniel		0-0	0-0	0-0	0	0	0	0	0	0	0	0	1
22	Keefe, James		2-3	0-0	0-0	0	1	1	0	4	0	0	0	8
24	Beskind, Sam		0-1	0-1	0-0	0	0	0	0	0	0	0	0	2
32	Kisunas, Lukas		0-0	0-0	2-2	2	3	5	1	2	2	1	1	15
Team					0	2	2							
Totals			28-54	8-25	8-11	6	27	33	8	72	17	10	5	6
FG % 1st Half: 16-33		48.5%	2nd half: 12-21	57.1%	Game: 28-54	51.9%	Deadball Rebounds 0							
3FG % 1st Half: 6-16		37.5%	2nd half: 2-9	22.2%	Game: 8-25	32.0%								
FT % 1st Half: 0-1		0.0%	2nd half: 8-10	80.0%	Game: 8-11	72.7%								

Officials: Larry Scirotto,Deldre Carr,Randy McCall
Technical fouls: UNC Wilmington-None. Stanford-None.
Attendance: 3298

Score by periods	1st	2nd	Total
UNC Wilmington	19	35	54
Stanford	38	34	72

Last FG - UNCW 2nd-01:09, STAN 2nd-00:35.
Largest lead - UNCW None, STAN by 25 2nd-08:44.
UNCW led for 00:00. STAN led for 39:45. Game was tied for 00:15.

Score tied - 0 times.
Lead changed - 0 times.

Official Basketball Box Score -- Game Totals -- Final Statistics

San Francisco vs Stanford
12/17/19 6:00 pm at Stanford, Calif. (Maples Pavilion)

San Francisco 56 • 9-3

#	Player	Total		3-Ptr	Rebounds			PF	TP	A	TO	Blk	Stl	Min
		FG-FGA	FG-FGA		Off	Def	Tot							
10	Josh Kunen	f	0-5	0-1	0-0	2	4	6	3	0	0	6	0	19
05	Jimbo Lull	c	1-2	0-1	0-0	0	3	3	4	2	1	1	1	30
01	Jamaree Bouyee	g	7-11	1-4	0-0	1	1	2	2	15	4	3	0	33
14	Charles Minlend	g	7-14	3-6	1-4	2	5	7	1	18	3	3	0	30
20	Jordan Ratinho	g	2-6	1-4	1-2	1	0	1	1	6	0	2	0	29
05	Khalil Shabazz		2-8	0-4	1-2	0	2	2	4	5	0	4	0	12
11	Remu Raitanen		1-4	1-4	0-0	0	5	5	2	3	1	2	0	1
12	Trevante Anderson		0-2	0-1	0-0	0	1	1	0	0	0	0	0	7
22	Dzmitry Ryuny		2-5	2-5	1-1	0	1	1	1	7	1	1	0	14
Team					5	1	6							
Totals			22-57	8-30	4-9	11	23	34	18	56	10	22	1	10
FG % 1st Half: 10-27		37.0%	2nd half: 12-30	40.0%	Game: 22-57	38.6%	Deadball Rebounds 3							
3FG % 1st Half: 3-12		25.0%	2nd half: 5-18	27.8%	Game: 8-30	26.7%								
FT % 1st Half: 1-4		25.0%	2nd half: 3-5	60.0%	Game: 4-9	44.4%								

Stanford 64 • 10-1

#	Player	Total		3-Ptr	Rebounds			PF	TP	A	TO	Blk	Stl	Min
		FG-FGA	FG-FGA		Off	Def	Tot							
13	da Silva, Oscar	f	7-13	0-1	4-4	2	3	5	2	18	0	4	2	0
14	Jones, Spencer	f	3-8	3-7	1-1	0	5	5	0	10	1	0	0	37
32	Kisunas, Lukas	f	0-0	0-0	0-0	1	2	3	0	0	0	2	0	10
01	Davis, Daejon	g	8-11	0-0	2-3	0	3	3	18	4	5	2	3	39
02	Wills, Bryce	g	5-11	1-2	1-2	1	4	5	0	12	1	4	0	2
04	White, Isaac		0-0	0-0	2-2	0	2	2	1	2	0	2	0	9
11	Delaire, Jaiden		0-3	0-1	0-0	0	3	3	2	0	0	1	0	13
22	Keefe, James		0-2	0-0	4-7	1	3	4	3	4	0	1	1	1
Team					0	1	1							
Totals			23-48	4-11	14-19	5	26	31	11	64	6	19	5	6
FG % 1st Half: 8-26		30.8%	2nd half: 15-22	68.2%	Game: 23-48	47.9%	Deadball Rebounds 2							
3FG % 1st Half: 2-8		25.0%	2nd half: 2-3	66.7%	Game: 4-11	36.4%								
FT % 1st Half: 0-1		0.0%	2nd half: 14-18	77.8%	Game: 14-19	73.7%								

Officials: Crystal Hogan,Chris Rastatter,David Hall
Technical fouls: San Francisco-Remu Raitanen. Stanford-None.
Attendance: 3303

Score by periods	1st	2nd	Total
San Francisco	24	32	56
Stanford	18	46	64

Last FG - USF 2nd-00:18, STAN 2nd-00:37.
Largest lead - USF by 11 2nd-19:05, STAN by 9 2nd-00:37.
USF led for 27:22. STAN led for 07:48. Game was tied for 04:50.

Score tied - 5 times.
Lead changed - 2 times.

Official Basketball Box Score -- Game Totals -- Final Statistics

Stanford vs San Jose St.
12/14/19 4:00 pm at San Jose, Calif. (SJSU Event Center)

Stanford 78 • 9-1

#	Player	Total		3-Ptr	Rebounds			PF	TP	A	TO	Blk	Stl	Min
		FG-FGA	FG-FGA		Off	Def	Tot							
13	da Silva, Oscar	f	11-17	0-0	3-5	3	5	8	1	25	2	2	2	30
14	Jones, Spencer	f	2-8	0-6	0-0	1	4	5	3	4	0	0	1	0
01	Davis, Daejon	g	1-1	0-0	0-0	0	0	0	4	2	0	2	0	1
02	Wills, Bryce	g	2-6	1-1	0-1	0	7	7	2	5	1	1	1	26
03	Terry, Tyrell	g	3-10	0-3	5-6	1	7	8	2	11	5	3	0	32
04	White, Isaac		3-4	3-4	3-4	1	2	3	0	12	1	4	0	18
11	Delaire, Jaiden		3-5	0-2	0-0	1	3	4	0	6	1	3	0	20
12	Fitzmorris, Keenan		0-0	0-0	0-0	0	0	0	0	0	0	0	0	2
15	Herenton, Rodney		0-0	0-0	1-2	0	0	0	0	1	1	0	0	2
21	Begovich, Daniel		0-0	0-0	0-0	0	0	0	1	0	0	1	0	2
22	Keefe, James		3-4	0-0	0-2	0	4	4	3	6	0	0	0	1
24	Beskind, Sam		0-0	0-0	0-0	0	0	0	0	0	0	0	0	2
32	Kisunas, Lukas		2-5	0-0	2-4	3	1	4	3	6	0	2	0	8
Team					3	2	5							
Totals			30-60	4-16	14-24	13	35	48	19	78	11	19	4	7
FG % 1st Half: 14-33		42.4%	2nd half: 16-27	59.3%	Game: 30-60	50.0%	Deadball Rebounds 4							
3FG % 1st Half: 2-10		20.0%	2nd half: 2-6	33.3%	Game: 4-16	25.0%								
FT % 1st Half: 2-6		33.3%	2nd half: 12-18	66.7%	Game: 14-24	58.3%								

San Jose St. 58 • 3-8

#	Player	Total		3-Ptr	Rebounds			PF	TP	A	TO
---	--------	-------	--	-------	----------	--	--	----	----	---	----

Official Basketball Box Score -- Game Totals -- Final Statistics

#5/5 Kansas vs Stanford
12/29/19 12:00 pm at

#5/5 Kansas 72 • 10-2,0-0 Big 12

#	Player		Total		3-Ptr		Rebounds			PF	TP	A	TO	Blk	Stl	Min
			FG	FGA	FG	FGA	FT	FTA	Off							
33	David McCormack	f	0-1	0-0	0-0	1	1	2	2	0	0	3	0	1	11	
35	Udoka Azubuike	c	1-2	0-0	0-5	7	6	13	4	2	1	5	0	0	27	
00	Marcus Garrett	g	5-8	0-1	2-2	0	5	5	4	12	4	3	1	1	30	
01	Devon Dotson	g	5-15	0-4	4-4	1	3	4	2	14	3	2	0	4	33	
30	Ochai Agbaji	g	5-11	2-6	2-4	0	3	3	3	14	2	3	0	2	33	
02	Christian Braun		3-6	3-4	0-1	2	0	2	1	9	1	0	0	0	19	
04	Isaiah Moss		6-12	4-7	1-1	1	2	3	0	17	1	1	0	1	27	
13	Tristan Enaruna		1-1	0-0	0-1	0	3	3	0	2	1	2	0	0	11	
20	Michael Jankovich		0-0	0-0	0-0	0	0	0	0	0	0	0	0	0	1	
22	Silvio DeSousa		1-2	0-0	0-0	0	2	2	2	2	0	1	0	0	8	
Team						3	4	7			1					
Totals				27-58	9-22	9-18	15	29	44	18	72	13	21	1	9	200
FG % 1st Half:			12-32	37.5%	2nd half:	15-26	57.7%	Game:	27-58	46.6%	Deadball Rebounds					
3FG % 1st Half:			3-14	21.4%	2nd half:	6-8	75.0%	Game:	9-22	40.9%	4					
FT % 1st Half:			1-3	33.3%	2nd half:	8-15	53.3%	Game:	9-18	50.0%						

Stanford 56 • 11-2,0-0 Pac-12

#	Player		Total		3-Ptr	Rebounds					PF	TP	A	TO	Blk	Stl	Min
			FG-FGA	FG-FGA		Off	Def	Tot									
13	da Silva, Oscar	f	5-7	1-1	8-10	1	3	4	3	19	1	8	0	2		32	
14	Jones, Spencer	f	2-6	2-6	0-0	0	2	2	1	6	0	0	1	2		33	
01	Davis, Daejon	g	3-11	1-5	1-2	0	2	2	4	8	3	2	1	0		38	
02	Willis, Bryce	g	2-8	0-1	0-0	0	3	3	1	4	2	2	0	3		31	
03	Terry, Tyrell	g	4-13	1-6	1-1	0	4	4	3	10	3	4	0	2		30	
04	White, Isaac	g	1-1	0-0	0-0	1	0	1	0	2	0	0	0	0		6	
11	Delaire, Jaiden	g	1-2	1-1	0-0	0	1	1	1	3	0	1	0	0		11	
22	Keefe, James	g	0-0	0-0	0-0	0	0	0	2	0	0	0	0	0		5	
32	Kisunas, Lukas	g	1-2	0-0	2-3	1	3	4	1	4	1	1	1	1		14	
Team						1	3	4				1					
Totals			19-50	6-20	12-16	4	21	25	16	56	10	19	3	10		200	
FG % 1st Half:		5-23	21.7%	2nd half:	14-27	51.9%	Game:	19-50	38.0%								Deadball Rebounds
3FG % 1st Half:		1-9	11.1%	2nd half:	5-11	45.5%	Game:	6-20	30.0%								2
FT % 1st Half:		7-9	77.8%	2nd half:	5-7	71.4%	Game:	12-16	75.0%								

Officials: Chris Rastatter,John Higgins,Tony Padilla

Technical fouls: #5/5 Kansas-None. Stanford-None.

Attendance: 6582

2019-20 Men's Basketball. Round: 0. Kansas vs Stanford. Played at Maples Pavil

Score by periods	1st	2nd	Total
#5/5 Kansas	28	44	72
Stanford	18	38	56

Last FG - KU 2nd-02:27, STAN 2nd-00:46.

Largest lead - KU by 22 2nd-05:38, STAN None.

KU led for 39:27. STAN led for 00:00. Game was tied for 00:33.

Points	In Paint	Off T/O	2nd Chance	Fast Break	Bench
KU	32	18	12	10	30
STAN	24	14	4	13	9

Score tied - 0 times.

Lead changed - 0 times.

Official Basketball Box Score -- Game Totals -- Final Statistics

Washington vs Stanford
01/09/20 6:00 pm at

Washington 55 • 11-5,1-2 Pac-12

#	Player		Total		3-Ptr	Rebounds			PF	TP	A	TO	Blk	Stl	Min	
			FG-FGA	FG-FGA	FT-FTA	Off	Def	Tot								
00	Jaden McDaniels	f	7-13	1-5	3-4	4	11	15	2	18	1	3	1	0	38	
11	Nahziah Carter	f	6-14	2-6	2-6	2	1	3	5	16	0	4	0	1	33	
13	Hameir Wright	f	1-4	0-2	2-2	3	3	6	3	4	1	2	0	1	28	
33	Isaiah Stewart	f	2-8	0-0	0-2	1	4	5	4	4	0	3	3	1	26	
10	Elijah Hardy	g	1-7	0-4	0-0	0	1	1	1	2	3	3	0	3	31	
01	Nate Roberts		2-5	0-0	3-7	6	2	8	2	7	0	3	1	1	18	
04	Jamal Bey		1-1	0-0	2-4	0	2	2	1	4	0	2	0	1	21	
15	Sam Timmins		0-0	0-0	0-0	0	1	1	0	0	0	0	0	0	5	
Team						0	5	5				1				
Totals			20-52	3-17	12-25	16	30	46	18	55	5	21	5	8	200	
FG % 1st Half:			11-28	39.3%	2nd half:	9-24	37.5%	Game:	20-52	38.5%						Deadball Rebounds
3FG % 1st Half:			0-6	0.0%	2nd half:	3-11	27.3%	Game:	3-17	17.6%						
FT % 1st Half:			6-11	54.5%	2nd half:	6-14	42.9%	Game:	12-25	48.0%						

Stanford 61 • 13-2,2-0 Pac-12

#	Player		Total		3-Ptr		Rebounds					PF	TP	A	TO	Blk	Stl	Min
			FG-FGA	FG-FGA	FT-FTA	Off	Def	Tot										
13	da Silva, Oscar	f	4-7	0-1	3-4	0	7	7	3	11	2	1	0	3	26			
14	Jones, Spencer	f	5-14	4-9	0-0	0	1	1	4	14	0	2	1	1	31			
01	Davis, Daejon	g	4-11	2-6	2-5	1	2	3	2	12	5	2	0	2	27			
02	Willis, Bryce	g	0-2	0-1	0-0	0	3	3	2	0	2	3	0	2	25			
03	Terry, Tyrell	g	4-11	3-8	0-0	1	8	9	4	11	6	4	0	0	37			
04	White, Isaac	g	2-5	2-5	0-0	0	0	0	1	6	1	0	0	1	27			
11	Delaire, Jaiden		0-2	0-0	0-0	1	0	1	2	0	0	2	0	0	6			
22	Keefe, James		3-5	0-0	1-3	4	1	5	3	7	0	0	2	1	17			
32	Kisunas, Lukas		0-0	0-0	0-0	0	0	0	2	0	1	1	0	0	4			
Team						2	1	3			1							
Totals			22-57	11-30	6-12	9	23	32	23	61	17	16	3	10	200			
FG % 1st Half:			8-29	27.6%	2nd half:	14-28	50.0%	Game:	22-57	38.6%	Deadball Rebounds 2							
3FG % 1st Half:			3-14	21.4%	2nd half:	8-16	50.0%	Game:	11-30	36.7%								
FT % 1st Half:			1-3	33.3%	2nd half:	5-9	55.6%	Game:	6-12	50.0%								

Officials: Scott Brown,Bob Staffen,Chris Rastatter

Technical fouls: Washington-None. Stanford-None.

Attendance: 5328

2019-20 Men's Basketball. Round: 0. Stanford vs Washington. Played at Maples P

Score by periods	1st	2nd	Total
Washington	28	27	55
Stanford	20	41	61

Last FG - UW 2nd-04:28, STAN 2nd-01:37.

Largest lead - UW by 12 1st-01:49, STAN by 6 2nd-00:24.

UW led for 31:27. STAN led for 05:05. Game was tied for 03:28.

Score tied - 3 times.

Lead changed - 4 times.

Official Basketball Box Score -- Game Totals -- Final Statistics

California vs Stanford
01/02/20 8:00 pm at

California 52 • 6-8,0-1 Pac-12

#	Player	Total			3-Ptr	Rebounds			PF	TP	A	TO	Blk	Stl	Min	
		FG-FGA	FG-FGA	FT-FTA		Off	Def	Tot								
15	Grant Anticevich	f	6-11	2-3	2-2	2	8	10	1	16	1	3	0	1	33	
22	Andre Kelly	f	1-6	0-0	0-0	3	0	3	2	2	0	6	1	0	18	
01	Joel Brown	g	0-1	0-1	0-0	0	2	2	4	0	2	1	0	0	24	
10	Kareem South	g	1-8	1-4	4-5	2	0	2	0	7	0	1	0	1	33	
20	Matt Bradley	g	5-16	1-5	2-2	1	7	8	0	13	0	0	0	0	36	
00	Jacob Orendre		0-1	0-1	0-0	0	0	0	0	0	0	0	0	0	1	
02	Juhwan Harris-Dyson		1-4	0-0	2-3	0	0	0	0	4	0	1	0	0	9	
03	Paris Austin		1-3	0-0	1-1	0	0	0	1	3	0	0	0	1	14	
12	Kuany Kuany		1-3	0-1	1-1	0	1	1	0	3	0	0	0	0	6	
21	Lars Thiemann		1-2	0-0	0-0	1	5	6	3	2	0	6	0	0	19	
24	Jacobi Gordon		0-0	0-0	0-0	0	0	0	0	0	0	0	0	0	1	
33	D.J. Thorpe		0-0	0-0	2-3	2	0	2	1	2	0	0	1	0	4	
34	Dimitrios Klonaras		0-1	0-0	0-0	0	1	1	0	0	0	0	0	0	2	
Team						3	3	6								
Totals			17-56	4-15	14-17	14	27	41	12	52	3	18	2	3	200	
FG % 1st Half: 8-29		27.6%	2nd half: 9-27	33.3%	Game: 17-56	30.4%										Deadball
3FG % 1st Half: 2-8		25.0%	2nd half: 2-7	28.6%	Game: 4-15	26.7%										Rebounds
FT % 1st Half: 3-4		75.0%	2nd half: 11-13	84.6%	Game: 14-17	82.4%										2

Official Basketball Box Score -- Game Totals -- Final Statistics

#11/12 Oregon vs Stanford
02/01/20 3:00 pm at Stanford, CA

#11/12 Oregon 60 • 18-5,7-3 Pac-12

#	Player	Total		3-Ptr	FT-FTA	Rebounds			PF	TP	A	TO	Blk	Stl	Min
		FG-FGA	FG-FGA			Off	Def	Tot							
10	Shakur Juiston	f	2-2	0-0	0-0	3	4	7	4	4	1	1	0	1	27
13	Chandler Lawson	f	0-3	0-0	0-0	1	3	4	1	0	1	1	0	0	15
00	Will Richardson	g	6-8	1-2	4-5	0	1	1	1	17	1	2	0	3	29
03	Payton Pritchard	g	5-21	3-10	3-4	0	3	3	3	16	4	2	0	0	39
05	Chris Duarte	g	5-21	2-9	2-2	4	4	8	1	14	0	1	0	1	34
14	C.J. Walker	g	0-4	0-1	0-0	0	2	2	3	0	1	0	0	0	10
22	Addison Patterson	g	0-0	0-0	0-0	0	1	1	1	0	1	0	0	0	2
33	Anthony Mathis	g	2-4	1-2	2-3	1	4	5	1	7	1	0	0	2	24
33	Francis Okoro	g	1-1	0-0	0-1	3	2	5	4	2	0	0	0	2	20
Team						2	1	3			1				
Totals			21-64	7-24	11-15	14	25	39	19	60	8	10	0	9	200
FG % 1st Half:		15-34	44.1%	2nd half:	6-30	20.0%	Game:	21-64	32.8%	Deadball Rebounds					
3FG % 1st Half:		4-11	36.4%	2nd half:	3-13	23.1%	Game:	7-24	29.2%						
FT % 1st Half:		2-2	100.0%	2nd half:	9-13	69.2%	Game:	11-15	73.3%						

Stanford 70 • 16-5,5-3 Pac-12

#	Player	Total		3-Ptr	FT-FTA	Rebounds			PF	TP	A	TO	Blk	Stl	Min
		FG-FGA	FG-FGA			Off	Def	Tot							
13	da Silva, Oscar	f	11-17	0-2	5-7	5	10	15	2	27	3	2	0	1	34
14	Jones, Spencer	f	1-9	1-8	0-0	1	4	5	3	3	0	1	0	0	33
01	Davis, Daejon	g	1-6	1-2	0-0	0	4	4	3	3	3	3	1	2	36
02	Willis, Bryce	g	2-8	0-1	4-4	1	3	4	2	8	2	3	3	0	33
03	Terry, Tyrell	g	3-7	2-5	4-5	1	6	7	2	12	3	2	0	1	31
04	White, Isaac	g	2-4	2-4	3-3	0	0	0	1	9	2	0	0	0	15
22	Keefe, James	g	0-0	0-0	0-0	0	1	1	0	0	0	0	0	0	3
23	Kisunas, Lukas	g	4-5	0-0	0-1	2	2	4	0	8	0	2	0	0	15
Team						0	1	1							
Totals			24-56	6-22	16-20	10	31	41	13	70	13	13	4	4	200
FG % 1st Half:		11-30	36.7%	2nd half:	13-26	50.0%	Game:	24-56	42.9%	Deadball Rebounds					
3FG % 1st Half:		3-14	21.4%	2nd half:	3-8	37.5%	Game:	6-22	27.3%						
FT % 1st Half:		3-3	100.0%	2nd half:	13-17	76.5%	Game:	16-20	80.0%						

Officials: Jeff Ketchu,John Gaffney,David Hall

Technical fouls: #11/12 Oregon-None. Stanford-None.

Attendance: 5523

2019-20 Men's Basketball. Round: 0. Oregon vs Stanford. Played at Maples Pavil

Score by periods	1st	2nd	Total
#11/12 Oregon	36	24	60
Stanford	28	42	70

Last FG - ORE 2nd-02:45, STAN 2nd-00:45.
Largest lead - ORE by 9 1st-04:17, STAN by 10 2nd-00:45.
ORE led for 28:46. STAN led for 09:18. Game was tied for 01:56.

Points	In	Off	2nd	Fast	Bench
ORE	Paint	T/O	Chance	Break	
STAN	26	13	10	10	9
	36	8	10	4	17

Score tied - 2 times.
Lead changed - 5 times.

Official Basketball Box Score -- Game Totals -- Final Statistics

Stanford vs Colorado
02/08/20 4:00 pm at Boulder, CO

Stanford 74 • 16-7,5-5 Pac-12

#	Player	Total		3-Ptr	FT-FTA	Rebounds			PF	TP	A	TO	Blk	Stl	Min
		FG-FGA	FG-FGA			Off	Def	Tot							
13	da Silva, Oscar	f	2-6	0-0	1-2	1	1	2	3	5	2	1	0	1	13
14	Jones, Spencer	f	4-9	4-8	2-3	0	2	2	4	14	2	1	0	0	31
32	Kisunas, Lukas	f	1-4	0-0	0-0	2	4	6	2	2	1	2	0	0	26
01	Davis, Daejon	g	2-7	0-0	0-0	1	2	3	4	4	3	3	0	1	27
03	Terry, Tyrell	g	4-11	2-6	8-9	0	2	2	4	18	0	3	0	0	35
04	White, Isaac	g	4-7	4-5	0-0	1	2	3	3	12	2	0	0	0	30
11	Delaire, Jaiden	g	7-13	2-2	3-3	1	3	4	4	19	1	0	2	2	30
22	Keefe, James	g	0-1	0-0	0-0	0	1	1	1	0	0	0	0	0	5
24	Beskind, Sam	g	0-0	0-0	0-0	0	0	0	2	0	0	0	0	0	3
Team						0	5	5			1				
Totals			24-58	12-21	14-17	6	22	28	27	74	11	11	2	4	200
FG % 1st Half:		11-27	40.7%	2nd half:	13-31	41.9%	Game:	24-58	41.4%	Deadball Rebounds					
3FG % 1st Half:		5-10	50.0%	2nd half:	7-11	63.6%	Game:	12-21	57.1%						
FT % 1st Half:		6-7	85.7%	2nd half:	8-10	80.0%	Game:	14-17	82.4%						

Colorado 81 • 19-5,8-3 Pac-12

#	Player	Total		3-Ptr	FT-FTA	Rebounds			PF	TP	A	TO	Blk	Stl	Min
		FG-FGA	FG-FGA			Off	Def	Tot							
21	Evan Battey	f	5-6	1-1	2-3	2	0	2	1	13	4	1	0	1	29
00	Shane Gating	g	1-2	1-2	3-4	0	1	1	1	6	0	2	0	0	22
01	Tyler Bey	g	2-5	1-1	6-9	1	11	12	2	11	1	0	2	2	32
05	D'Shawn Schwartz	g	5-9	3-5	7-9	0	7	7	2	20	1	1	0	1	37
25	McKinley Wright	g	4-8	3-4	10-11	0	2	2	4	21	4	3	0	0	35
02	Daylen Kountz	g	0-1	0-1	0-0	0	0	0	0	0	0	0	0	0	3
03	Maddox Daniels	g	1-3	0-2	1-2	0	0	0	2	3	0	0	0	0	9
23	Lucas Siewert	g	2-4	2-4	0-0	1	3	4	0	6	1	2	0	0	16
34	Eli Parquet	g	0-3	0-1	1-2	0	0	0	3	1	2	0	1	0	14
35	Dallas Walton	g	0-0	0-0	0-0	0	0	0	2	0	0	0	0	0	3
Team						0	4	4			1				
Totals			20-41	11-21	30-40	4	28	32	17	81	13	10	3	4	200
FG % 1st Half:		6-21	28.6%	2nd half:	14-20	70.0%	Game:	20-41	48.8%	Deadball Rebounds					
3FG % 1st Half:		3-13	23.1%	2nd half:	8-8	100.0%	Game:	11-21	52.4%						
FT % 1st Half:		7-13	53.8%	2nd half:	23-27	85.2%	Game:	30-40	75.0%						

Officials: Rick Randall,Nate Harris,Randy McCall

Technical fouls: Stanford-None. Colorado-TEAM.

Attendance: 10930

2019-20 Men's Basketball. Round: 0. Colorado vs Stanford. Played at CU Events

Score by periods	1st	2nd	Total
Stanford	33	41	74
Colorado	22	59	81

Last FG - STAN 2nd-00:13, COLO 2nd-02:40.
Largest lead - STAN by 16 2nd-18:15, COLO by 11 2nd-01:43.
STAN led for 22:08. COLO led for 15:35. Game was tied for 02:17.

Points	In	Off	2nd	Fast	Bench
STAN	Paint	T/O	Chance	Break	
COLO	24	16	9	13	31
	18	16	6	13	10

Score tied - 6 times.
Lead changed - 6 times.

Official Basketball Box Score -- Game Totals -- Final Statistics

Stanford vs Utah
02/06/20 8:00 pm at Salt Lake City, UT

Stanford 56 • 16-6,5-4 Pac-12

#	Player	Total		3-Ptr	Rebounds					PF	TP	A	TO	Blk	Stl	Min
		FG-FA	FG-F	FT-FTA	Off	Def	Tot									
13	da Silva, Oscar	f	4-12	0-1	0-0	7	4	11	2	8	1	3	1	0	0	36
14	Jones, Spencer	f	2-7	2-6	0-0	0	4	4	2	6	1	2	1	0	0	32
32	Kisunas, Lukas	f	1-1	0-0	0-0	0	2	2	5	2	1	3	1	0	0	18
02	Willis, Bryce	g	4-8	0-1	1-1	2	4	6	2	9	2	1	1	1	1	26
03	Terry, Tyrell	g	5-16	2-6	2-2	0	2	2	1	14	2	6	0	3	3	39
01	Davis, Daejon	g	5-15	1-7	1-1	1	2	3	4	12	0	3	1	2	3	39
04	White, Isaac	g	2-4	1-2	0-0	0	7	7	1	5	0	0	0	0	2	26
11	Delaire, Jaiden	g	0-0	0-0	0-0	0	1	1	0	0	0	1	0	0	0	5
22	Keefe, James	g	0-2	0-0	0-0	1	0	1	1	0	0	1	0	0	0	4
Team						2	0	2								
Totals			23-65	6-23	4-4	13	26	39	18	56	7	20	5	8	225	
FG % 1st Half:		9-29	31.0%	2nd half:	12-26	46.2%	OT:	2-10	20.0%	Game:	23-65	35.4%	Deadball Rebounds			
3FG % 1st Half:		2-9	22.2%	2nd half:	3-7	42.9%	OT:	1-7	14.3%	Game:	6-23	26.1%	0			
FT % 1st Half:		2-2	100.0%	2nd half:	1-1	100.0%	OT:	1-1	100.0%	Game:	4-4	100.0%				

Official Basketball Box Score -- Game Totals -- Final Statistics

Arizona vs Stanford
02/15/20 7:30 pm at Stanford, CA

Arizona 69 • 18-7,8-4 Pac-12

#	Player	Total		3-Ptr	Rebounds			PF	TP	A	TO	Blk	Stl	Min
		FG-FGA	FG-FGA		Off	Def	Tot							
13	Stone Gettings	f	2-4	0-2	0-1	0	2	2	3	4	0	2	1	24
22	Zeke Nnaji	f	6-10	0-1	9-12	4	7	11	4	21	0	2	0	28
00	Josh Green	g	3-6	1-3	8-8	0	6	6	4	15	3	2	1	27
01	Nico Mannion	g	2-10	0-4	3-3	0	1	1	4	7	2	3	0	27
03	Dylan Smith	g	3-10	2-8	3-4	2	4	6	2	11	1	2	0	34
05	Max Hazzard	g	0-4	0-2	3-3	1	1	2	1	3	1	0	0	11
10	Jemarl Baker Jr.	g	2-6	0-1	0-0	2	1	3	3	4	1	2	0	27
11	Ira Lee	g	1-3	0-0	0-0	0	2	2	2	2	0	2	0	12
35	Christian Koloko	g	1-1	0-0	0-0	0	2	2	2	2	0	0	1	3
Team					4	0	4							
Totals			20-54	3-21	26-31	13	26	39	25	69	8	16	3	200
FG % 1st Half: 9-33		27.3%	2nd half: 11-21	52.4%	Game: 20-54	37.0%	Deadball Rebounds 4.1							
3FG % 1st Half: 1-13		7.7%	2nd half: 2-8	25.0%	Game: 3-21	14.3%								
FT % 1st Half: 11-11		100.0%	2nd half: 15-20	75.0%	Game: 26-31	83.9%								

Stanford 60 • 16-9,5-12 Pac-12

#	Player	Total		3-Ptr	Rebounds			PF	TP	A	TO	Blk	Stl	Min
		FG-FGA	FG-FGA		Off	Def	Tot							
13	da Silva, Oscar	f	3-7	0-1	9-10	0	5	5	4	15	1	4	1	20
14	Jones, Spencer	f	1-6	1-6	0-0	0	3	3	4	3	1	2	2	1
01	Davis, Daejon	g	1-6	0-1	0-0	0	4	4	1	2	2	1	0	35
02	Wills, Bryce	g	10-13	0-1	5-7	0	5	5	2	25	1	2	0	38
03	Terry, Tyrell	g	1-5	1-2	0-0	0	0	0	1	3	1	2	0	25
04	White, Isaac	g	1-4	1-4	0-0	1	2	3	2	3	1	0	0	21
11	Delaire, Jaiden	g	2-4	0-2	3-4	0	1	1	2	7	0	2	0	17
22	Keefe, James	g	0-0	0-0	2-4	0	1	1	4	2	0	0	1	1
32	Kisunas, Lukas	g	0-1	0-0	0-0	1	0	1	1	0	1	0	0	7
Team					1	1	2							
Totals			19-46	3-17	19-25	3	22	25	21	60	9	14	4	200
FG % 1st Half: 7-22		31.8%	2nd half: 12-24	50.0%	Game: 19-46	41.3%	Deadball Rebounds 3							
3FG % 1st Half: 1-8		12.5%	2nd half: 2-9	22.2%	Game: 3-17	17.6%								
FT % 1st Half: 8-11		72.7%	2nd half: 11-14	78.6%	Game: 19-25	76.0%								

Officials: Larry Spaulding, Mike Reed, John Higgins

Technical fouls: Arizona-None. Stanford-None.

Attendance: 4839

2019-20 Men's Basketball. Round: 0. Arizona vs Stanford. Played at Maples Pavi

Score by periods	1st	2nd	Total
Arizona	30	39	69
Stanford	23	37	60

Points	In Paint	Off T/O	2nd Chance	Fast Break	Bench
UA	24	11	10	5	11
STAN	32	8	5	5	12

Last FG - UA 2nd-01:33. STAN 2nd-00:39.

Largest lead - UA by 12 2nd-01:33. STAN None.

UA led for 38:34. STAN led for 00:00. Game was tied for 00:52.

Score tied - 1 time.

Lead changed - 0 times.

Official Basketball Box Score -- Game Totals -- Final Statistics

Stanford vs Washington St.
02/23/20 5:00 pm at Pullman, WA

Stanford 75 • 18-9,7-7 Pac-12

#	Player	Total		3-Ptr	Rebounds			PF	TP	A	TO	Blk	Stl	Min
		FG-FGA	FG-FGA		Off	Def	Tot							
13	da Silva, Oscar	f	6-10	2-4	5-8	0	10	10	3	19	4	3	0	2
14	Jones, Spencer	f	3-4	3-3	0-0	0	2	2	1	9	0	0	2	0
01	Davis, Daejon	g	6-12	2-7	3-4	0	1	1	1	17	2	4	0	1
02	Wills, Bryce	g	2-3	0-1	2-2	0	4	4	4	6	1	2	0	21
03	Terry, Tyrell	g	3-7	2-5	4-5	0	3	3	2	12	5	1	0	36
04	White, Isaac	g	2-3	2-3	0-0	0	3	3	0	6	0	1	0	20
11	Delaire, Jaiden	g	2-4	0-0	2-2	1	2	3	3	6	1	1	1	18
12	Fitzmorris, Keenan	g	0-0	0-0	0-0	0	0	0	0	0	0	0	0	1
15	Herenton, Rodney	g	0-0	0-0	0-0	0	0	0	0	0	0	0	0	1
22	Keefe, James	g	0-0	0-0	0-0	1	1	2	1	0	0	0	0	5
24	Beskind, Sam	g	0-0	0-0	0-0	0	0	0	0	0	0	0	0	1
32	Kisunas, Lukas	g	0-0	0-0	0-0	0	0	0	1	0	0	1	0	4
Team					1	2	3							
Totals			24-43	11-23	16-21	3	28	31	16	75	13	14	3	200
FG % 1st Half: 12-21		57.1%	2nd half: 12-22	54.5%	Game: 24-43	55.8%	Deadball Rebounds 2.1							
3FG % 1st Half: 6-12		50.0%	2nd half: 5-11	45.5%	Game: 11-23	47.8%								
FT % 1st Half: 6-7		85.7%	2nd half: 10-14	71.4%	Game: 16-21	76.2%								

Washington St. 57 • 14-14,5-10 Pac-1

#	Player	Total		3-Ptr	Rebounds			PF	TP	A	TO	Blk	Stl	Min
		FG-FGA	FG-FGA		Off	Def	Tot							
13	Jeff Pollard	f	1-4	0-3	2-2	0	0	0	0	4	0	1	0	24
01	Jervae Robinson	g	5-16	2-10	2-2	1	5	6	2	14	5	2	0	1
02	CJ Elleby	g	7-19	4-9	4-4	1	9	10	2	22	2	1	2	39
05	Marvin Cannon	g	1-1	1-1	2-4	3	0	3	2	5	0	0	0	1
24	Noah Williams	g	1-8	0-2	0-0	2	2	4	4	2	3	3	0	32
03	Daron Henson	g	0-1	0-1	0-0	0	0	0	0	0	0	0	0	1
04	Aljaz Kunc	g	1-3	0-0	0-0	0	2	2	1	2	0	1	0	13
11	DJ Rodman	g	0-2	0-2	0-0	0	0	0	1	0	0	0	0	11
15	Volodymyr Markovetsk	g	0-0	0-0	0-0	0	0	0	0	0	0	0	0	0
22	Ryan Rapp	g	0-1	0-0	0-0	0	0	0	0	0	0	0	0	2
32	Tony Miller	g	3-5	0-2	2-4	4	1	5	5	8	0	1	1	3
Team					3	0	3							
Totals			19-60	7-30	12-16	14	19	33	17	57	10	9	3	200
FG % 1st Half: 10-29		34.5%	2nd half: 9-31	29.0%	Game: 19-60	31.7%	Deadball Rebounds 2							
3FG % 1st Half: 4-15		26.7%	2nd half: 3-15	20.0%	Game: 7-30	23.3%								
FT % 1st Half: 5-6		83.3%	2nd half: 7-10	70.0%	Game: 12-16	75.0%								

Officials: Paul Szec, Mike Reed, David Hall

Technical fouls: Stanford-None. Washington St.-TEAM.

Attendance: 3618

2019-20 Men's Basketball. Round: 0. Stanford vs Washington St.. Played at Beas

Score by periods	1st	2nd	Total
Stanford	36	39	75
Washington St.	29	28	57

Points	In Paint	Off T/O	2nd Chance	Fast Break	Bench
STAN	24	8	3	5	12
WSU	18	11	14	7	10

Last FG - STAN 2nd-01:47. WSU 2nd-02:52.

Largest lead - STAN by 20 2nd-03:07. WSU None.

STAN led for 37:20. WSU led for 00:00. Game was tied for 02:40.

Score tied - 2 times.

Lead changed - 0 times.

Official Basketball Box Score -- Game Totals -- Final Statistics

Stanford vs Washington
02/20/20 7:00 pm at Seattle, WA

Stanford 72 • 17-9,6-7 Pac-12

#	Player	Total		3-Ptr	Rebounds			PF	TP	A	TO	Blk	Stl	Min
		FG-FGA	FG-FGA		Off	Def	Tot							
13	da Silva, Oscar	f	6-11	0-2	4-4	1	8	9	4	16	0	2	2	30
14	Jones, Spencer	f	4-8	4-8	0-0	0	1	1	1	12	0	1	0	23
01	Davis, Daejon	g	3-7	1-4	2-4	0	5	5	1	9	3	2	0	1
02	Wills, Bryce	g	2-8	0-0	2-4	0	3	3	0	6	2	0	1	28
03	Terry, Tyrell	g	5-8	2-3	2-2	0	3	3	2	14	4	3	1	33
04	White, Isaac	g	1-2	0-0	0-0	0	0	0	3	2	1	0	0	14
11	Delaire, Jaiden	g	3-8	0-1	2-2	2	4	6	2	8	0	0	0	18
22	Keefe, James	g	0-0	0-0	0-0	0	1	1	0	0	0	2	0	4
32	Kisunas, Lukas	g	2-3	0-0	1-3	1	3	4	3	5	1	0	0	16
Team					1	3	4							

THE STAT CREW SYSTEM
Stanford Team Game-by-Game (as of Feb 23, 2020)
All games

TEAM STATISTICS

Opponent	Date	Score		Total		3-Pointers		Free throws		Rebounds				pf	a	t/o	blk	stl	pts	avg
				fg-fga	pct	3fg-fga	pct	ft-fa	pct	off	def	tot	avg							
MONTANA	11/06/19	73-62	W	27-54	.500	7-17	.412	12-13	.923	1	27	28	28.0	12	13	10	5	13	73	73.0
CAL ST. FULLERTON	11/09/19	70-54	W	25-50	.500	5-17	.294	15-26	.577	4	30	34	31.0	17	10	16	4	7	70	71.5
LONG BEACH ST.	11/12/19	86-58	W	35-65	.538	10-23	.435	6-7	.857	10	28	38	33.3	12	23	12	1	9	86	76.3
SANTA CLARA	11/16/19	82-64	W	26-52	.500	4-10	.400	26-35	.743	9	29	38	34.5	20	13	13	2	8	82	77.8
MARYLAND EASTERN SH	11/19/19	76-55	W	27-50	.540	9-17	.529	13-18	.722	9	25	34	34.4	12	16	19	3	8	76	77.4
WILLIAM & MARY	11/21/19	81-50	W	26-47	.553	8-16	.500	21-30	.700	5	34	39	35.2	19	11	15	6	8	81	78.0
vs Oklahoma	11/25/19	73-54	W	25-65	.385	10-25	.400	13-19	.684	15	36	51	37.4	15	12	14	4	10	73	77.3
vs Butler	11/26/19	67-68	L	26-49	.531	9-20	.450	6-9	.667	6	17	23	35.6	10	18	15	3	6	67	76.0
UNC WILMINGTON	12/01/19	72-54	W	28-54	.519	8-25	.320	8-11	.727	6	27	33	35.3	8	17	10	5	6	72	75.6
at San Jose St.	12/14/19	78-58	W	30-60	.500	4-16	.250	14-24	.583	13	35	48	36.6	19	11	19	4	7	78	75.8
SAN FRANCISCO	12/17/19	64-56	W	23-48	.479	4-11	.364	14-19	.737	5	26	31	36.1	11	6	19	5	6	64	74.7
vs San Diego	12/21/19	62-59	W	23-53	.434	8-21	.381	8-14	.571	8	31	39	36.3	10	11	20	5	8	62	73.7
#5/5 KANSAS	12/29/19	56-72	L	19-50	.380	6-20	.300	12-16	.750	4	21	25	35.5	16	10	19	3	10	56	72.3
CALIFORNIA	01/02/20	68-52	W	25-54	.463	9-23	.391	9-14	.643	4	26	30	35.1	13	14	11	5	8	68	72.0
WASHINGTON	01/09/20	61-55	W	22-57	.386	11-30	.367	6-12	.500	9	23	32	34.9	23	17	16	3	10	61	71.3
WASHINGTON ST.	01/11/20	88-62	W	36-59	.610	9-23	.391	7-13	.538	4	28	32	34.7	18	23	9	6	8	88	72.3
at UCLA	01/15/20	74-59	W	24-47	.511	8-17	.471	18-26	.692	7	24	31	34.5	19	15	12	5	2	74	72.4
at Southern California	01/18/20	78-82	Lot	30-61	.492	10-20	.500	8-14	.571	9	22	31	34.3	26	18	17	5	6	78	72.7
at California	01/26/20	50-52	L	19-43	.442	2-12	.167	10-15	.667	4	29	33	34.2	17	5	15	5	2	50	71.5
OREGON ST.	01/30/20	63-68	L	25-59	.424	6-18	.333	7-12	.583	12	24	36	34.3	19	10	14	4	6	63	71.1
#11/12 OREGON	02/01/20	70-60	W	24-56	.429	6-22	.273	16-20	.800	10	31	41	34.6	13	13	13	4	4	70	71.0
at Utah	02/06/20	56-64	Lot	23-65	.354	6-23	.261	4-4	1.000	13	26	39	34.8	18	7	20	5	8	56	70.4
at #24/24 Colorado	02/08/20	74-81	L	24-58	.414	12-21	.571	14-17	.824	6	22	28	34.5	27	11	11	2	4	74	70.5
ARIZONA ST.	02/13/20	69-74	L	26-50	.520	6-21	.286	11-16	.688	4	17	21	34.0	15	13	20	4	9	69	70.5
ARIZONA	02/15/20	60-69	L	19-46	.413	3-17	.176	19-25	.760	3	22	25	33.6	21	9	14	4	4	60	70.0
at Washington	02/20/20	72-64	W	26-55	.473	7-18	.389	13-19	.684	5	31	36	33.7	16	11	11	4	4	72	70.1
at Washington St.	02/23/20	75-57	W	24-43	.558	11-23	.478	16-21	.762	3	28	31	33.6	16	13	14	3	5	75	70.3
Stanford		1898		687-1450	.474	198-526	.376	326-469	.695	188	719	907	33.6	442	350	398	109	186	1898	70.3
Opponents		1663		584-1508	.387	165-567	.291	330-486	.679	283	654	937	34.7	479	273	421	100	175	1663	61.6

Games played: 27
Points/game: 70.3
FG Pct: 47.4
3FG Pct: 37.6
FT Pct: 69.5

Rebounds/game: 33.6
Assists/game: 13.0
Turnovers/game: 14.7
Assist/turnover ratio: 0.9
Steals/game: 6.9
Blocks/game: 4.0

THE STAT CREW SYSTEM
Stanford Combined Team Statistics (as of Feb 23, 2020)
All games

RECORD:	OVERALL	HOME	AWAY	NEUTRAL
ALL GAMES	18-9	12-4	4-4	2-1
CONFERENCE	7-7	4-3	3-4	0-0
NON-CONFERENCE	11-2	8-1	1-0	2-1

#	Player	gp-gs	min	avg	Total		3-Point		F-Throw		Rebounds								a	to	blk	stl	pts	avg
					fg-fga	fg%	3fg-fga	3fg%	ft-fa	ft%	off	def	tot	avg	pf	dq								
13	da Silva, Oscar	26-26	724	27.8	156-265	.589	12-37	.324	92-119	.773	44	125	169	6.5	68	1	43	69	24	33	416	16.0		
03	Terry, Tyrell	26-26	839	32.3	129-284	.454	52-129	.403	80-89	.899	8	111	119	4.6	53	1	83	72	1	38	390	15.0		
14	Jones, Spencer	27-26	787	29.1	82-197	.416	72-166	.434	13-19	.684	15	78	93	3.4	50	0	19	19	25	13	249	9.2		
01	Davis, Daejon	27-26	880	32.6	89-215	.414	22-70	.314	31-51	.608	8	75	83	3.1	65	0	93	72	12	43	231	8.6		
02	Wills, Bryce	26-26	759	29.2	74-159	.465	4-27	.148	33-59	.559	9	100	109	4.2	49	0	56	51	19	25	185	7.1		
11	Delaire, Jaiden	26-0	427	16.4	57-124	.460	6-25	.240	38-54	.704	13	46	59	2.3	39	0	13	32	12	13	158	6.1		
04	White, Isaac	26-0	382	14.7	40-86	.465	29-65	.446	16-21	.762	11	36	47	1.8	18	0	18	9	0	9	125	4.8		
32	Kisunas, Lukas	27-5	307	11.4	29-55	.527	0-0	.000	9-22	.409	35	47	82	3.0	44	1	17	33	8	6	67	2.5		
22	Keefe, James	27-0	260	9.6	27-50	.540	0-0	.000	12-30	.400	15	43	58	2.1	42	0	4	10	7	5	66	2.4		
12	Fitzmorris, Keenan	13-0	25	1.9	3-11	.273	0-4	.000	0-1	.000	3	4	7	0.5	7	0	0	5	0	0	6	0.5		
24	Beskind, Sam	14-0	30	2.1	1-3	.333	1-3	.333	0-0	.000	0	3	3	0.2	4	0	1	1	1	0	3	0.2		
15	Herenton, Rodney	12-0	25	2.1	0-1	.000	0-0	.000	2-4	.500	0	1	1	0.1	2	0	3	3	0	1	2	0.2		
21	Begovich, Daniel	4-0	5	1.3	0-0	.000	0-0	.000	0-0	.000	1	0	1	0.3	1	0	0	1	0	0	0	0.0		
Team											26	50	76				21							
Total.....		27	5450		687-1450	.474	198-526	.376	326-469	.695	188	719	907	33.6	442	3	350	398	109	186	1898	70.3		
Opponents.....		27	5450		584-1508	.387	165-567	.291	330-486	.679	283	654	937	34.7	479	-	273	421	100	175	1663	61.6		

TEAM STATISTICS	STAN	OPP	Date	Opponent	Score	Att.
SCORING	1898	1663	11/06/19	MONTANA	W 73-62	2930
Points per game	70.3	61.6	11/09/19	CAL ST. FULLERTON	W 70-54	2756
Scoring margin	+8.7	-	11/12/19	LONG BEACH ST.	W 86-58	2558
FIELD GOALS-ATT	687-1450	584-1508	11/16/19	SANTA CLARA	W 82-64	3491
Field goal pct	.474	.387	11/19/19	MARYLAND EASTERN SHORE	W 76-55	2173
3 POINT FG-ATT	198-526	165-567	11/21/19	WILLIAM & MARY	W 81-50	2502
3-point FG pct	.376	.291	# 11/25/19	vs Oklahoma	W 73-54	8963
3-pt FG made per game	7.3	6.1	# 11/26/19	vs Butler	L 67-68	8506
FREE THROWS-ATT	326-469	330-486	12/01/19	UNC WILMINGTON	W 72-54	3298
Free throw pct	.695	.679	12/14/19	at San Jose St.	W 78-58	2898
F-Throws made per game	12.1	12.2	12/17/19	SAN FRANCISCO	W 64-56	3303
REBOUNDS	907	937	\$ 12/21/19	vs San Diego	W 62-59	3586
Rebounds per game	33.6	34.7	12/29/19	#5/5 KANSAS	L 56-72	6582
Rebounding margin	-1.1	-	* 01/02/20	CALIFORNIA	W 68-52	3691
ASSISTS	350	273	* 01/09/20	WASHINGTON	W 61-55	5328
Assists per game	13.0	10.1	* 01/11/20	WASHINGTON ST.	W 88-62	3526
TURNOVERS	398	421	* 01/15/20	at UCLA	W 74-59	5148
Turnovers per game	14.7	15.6	* 01/18/20	at Southern California	Lot 78-82	5017
Turnover margin	+0.9	-	* 01/26/20	at California	L 50-52	9168
Assist/turnover ratio	0.9	0.6	* 01/30/20	OREGON ST.	L 63-68	2820
STEALS	186	175	* 02/01/20	#11/12 OREGON	W 70-60	5523
Steals per game	6.9	6.5	* 02/06/20	at Utah	Lot 56-64	10049
BLOCKS	109	100	* 02/08/20	at #24/24 Colorado	L 74-81	10930
Blocks per game	4.0	3.7	* 02/13/20	ARIZONA ST.	L 69-74	3312
ATTENDANCE	58632	76505	* 02/15/20	ARIZONA	L 60-69	4839
Home games-Avg/Game	16-3664	8-6931	* 02/20/20	at Washington	W 72-64	8622
Neutral site-Avg/Game	-	3-7018	* 02/23/20	at Washington St.	W 75-57	3618

Score by Periods	1st	2nd	OT	Totals
Stanford	863	1020	15	1898
Opponents	707	929	27	1663

* = Pac-12
= Hall of Fame Classic; Kansas City, Mo.
\$ = Al Attles Classic; San Francisco, Calif.

THE STAT CREW SYSTEM
Stanford Combined Team Statistics (as of Feb 23, 2020)
Conference games only

RECORD:	OVERALL	HOME	AWAY	NEUTRAL
ALL GAMES	7-7	4-3	3-4	0-0
CONFERENCE	7-7	4-3	3-4	0-0
NON-CONFERENCE	0-0	0-0	0-0	0-0

#	Player	gp-gs	min	avg	Total		3-Point		F-Throw		Rebounds											
					fg-fga	fg%	3fg-fga	3fg%	ft-fa	ft%	off	def	tot	avg	pf	dq	a	to	blk	stl	pts	avg
03	Terry, Tyrell	14-14	470	33.6	64-143	.448	30-71	.423	50-55	.909	2	54	56	4.0	36	1	43	42	1	14	208	14.9
13	da Silva, Oscar	13-13	357	27.5	72-129	.558	6-21	.286	36-52	.692	25	68	93	7.2	41	1	20	31	15	14	186	14.3
01	Davis, Daejon	14-13	467	33.4	46-125	.368	12-47	.255	19-29	.655	6	39	45	3.2	36	0	48	38	4	19	123	8.8
14	Jones, Spencer	14-14	422	30.1	40-103	.388	36-88	.409	4-6	.667	4	35	39	2.8	34	0	11	12	13	4	120	8.6
02	Wills, Bryce	13-13	369	28.4	43-83	.518	0-8	.000	19-30	.633	5	47	52	4.0	26	0	25	21	11	12	105	8.1
11	Delaire, Jaiden	13-0	210	16.2	29-68	.426	3-13	.231	18-27	.667	7	26	33	2.5	23	0	7	16	7	5	79	6.1
04	White, Isaac	14-0	259	18.5	25-52	.481	19-40	.475	6-9	.667	4	23	27	1.9	16	0	11	2	0	8	75	5.4
32	Kisunas, Lukas	14-3	163	11.6	16-27	.593	0-0	.000	2-8	.250	14	21	35	2.5	24	1	10	18	5	2	34	2.4
22	Keefe, James	14-0	113	8.1	12-22	.545	0-0	.000	4-12	.333	11	14	25	1.8	21	0	3	5	3	2	28	2.0
24	Beskind, Sam	5-0	9	1.8	0-0	.000	0-0	.000	0-0	.000	0	1	1	0.2	2	0	0	0	0	0	0	0.0
15	Herenton, Rodney	3-0	5	1.7	0-0	.000	0-0	.000	0-0	.000	0	0	0	0.0	0	0	1	0	0	0	0	0.0
12	Fitzmorris, Keenan	4-0	5	1.3	0-1	.000	0-0	.000	0-0	.000	0	2	2	0.5	2	0	0	0	0	0	0	0.0
21	Begovich, Daniel	1-0	1	1.0	0-0	.000	0-0	.000	0-0	.000	0	0	0	0.0	0	0	0	0	0	0	0	0.0
Team											15	23	38				12					
Total.....		14	2850		347-753	.461	106-288	.368	158-228	.693	93	353	446	31.9	261	3	179	197	59	80	958	68.4
Opponents.....		14	2850		298-777	.384	79-281	.281	224-307	.730	162	347	509	36.4	239	-	141	201	59	93	899	64.2

TEAM STATISTICS	STAN	OPP	Date	Opponent	Score	Att.
SCORING	958	899	* 01/02/20	CALIFORNIA	W 68-52	3691
Points per game	68.4	64.2	* 01/09/20	WASHINGTON	W 61-55	5328
Scoring margin	+4.2	-	* 01/11/20	WASHINGTON ST.	W 88-62	3526
FIELD GOALS-ATT	347-753	298-777	* 01/15/20	at UCLA	W 74-59	5148
Field goal pct	.461	.384	* 01/18/20	at Southern California	Lot 78-82	5017
3 POINT FG-ATT	106-288	79-281	* 01/26/20	at California	L 50-52	9168
3-point FG pct	.368	.281	* 01/30/20	OREGON ST.	L 63-68	2820
3-pt FG made per game	7.6	5.6	* 02/01/20	#11/12 OREGON	W 70-60	5523
FREE THROWS-ATT	158-228	224-307	* 02/06/20	at Utah	Lot 56-64	10049
Free throw pct	.693	.730	* 02/08/20	at #24/24 Colorado	L 74-81	10930
F-Throws made per game	11.3	16.0	* 02/13/20	ARIZONA ST.	L 69-74	3312
REBOUNDS	446	509	* 02/15/20	ARIZONA	L 60-69	4839
Rebounds per game	31.9	36.4	* 02/20/20	at Washington	W 72-64	8622
Rebounding margin	-4.5	-	* 02/23/20	at Washington St.	W 75-57	3618
ASSISTS	179	141				
Assists per game	12.8	10.1	* = Pac-12			
TURNOVERS	197	201	# = Hall of Fame Classic; Kansas City, Mo.			
Turnovers per game	14.1	14.4	\$ = Al Attles Classic; San Francisco, Calif.			
Turnover margin	+0.3	-				
Assist/turnover ratio	0.9	0.7				
STEALS	80	93				
Steals per game	5.7	6.6				
BLOCKS	59	59				
Blocks per game	4.2	4.2				
ATTENDANCE	29039	52552				
Home games-Avg/Game	7-4148	7-7507				
Neutral site-Avg/Game	-	0-0				

Score by Periods	1st	2nd	OT	Totals
Stanford	427	516	15	958
Opponents	393	479	27	899



1 Daejon Davis

G • 6-3 • 185 • Jr.
Seattle, Wash.
Garfield HS



2 Bryce Wills

G • 6-6 • 195 • So.
White Plains, N.Y.
Iona Preparatory School



3 Tyrell Terry

G • 6-2 • 160 • Fr.
Minneapolis, Minn.
DeLaSalle HS



4 Isaac White

G • 6-2 • 180 • Jr.
Adelaide, Australia
Sacred Heart College HS




5 Kodye Pugh

F • 6-8 • 205 • R-Jr.
Baltimore, Md.
Blair Academy (N.J.)



11 Jaiden Delaire

F • 6-9 • 200 • So.
North Granby, Conn.
Granby Memorial




12 Keenan Fitzmorris

C • 7-0 • 210 • R-Fr.
Overland Park, Kan.
New Hampton School (N.H.)



13 Oscar da Silva

F • 6-9 • 225 • Jr.
Munich, Germany
Ludwig Gymnasium



14 Spencer Jones

F • 6-7 • 195 • Fr.
Roeland Park, Kan.
Bishop Miege HS



15 Rodney Herenton

G • 6-1 • 185 • Sr.
Chicago, Ill.
Stevenson HS



21 Daniel Begovich

G • 6-5 • 200 • Jr.
San Francisco, Calif.
St. Ignatius College Prep



22 James Keefe

F • 6-9 • 220 • Fr.
Los Angeles, Calif.
Loyola HS



23 Neal Begovich

F • 6-9 • 220 • Fr.
San Francisco, Calif.
St. Ignatius College Prep



24 Sam Beskind

G • 6-4 • 193 • R-Fr.
Tucson, Ariz.
Catalina Foothills HS



32 Lukas Kisunas

F • 6-10 • 245 • So.
Vilnius, Lithuania
Brewster Academy (N.H.)



Jerod Haase

Anne and Tony
Joseph Director of
Men's Basketball



Jeff Wulbrun

James C. Gaither
Associate Head Coach
of Men's Basketball




Adam Cohen

Associate
Head Coach



Jesse Pruitt

Assistant
Coach



David Berkun

Director of
Operations



Tom Orlich

Assistant to the
Head Coach



Camryn Crocker

Director of Player
Development



Mike Chatman

Sports Performance
Coach



Jack Frost

Program
Assistant