



TWU WOMEN'S SOCCER

2022 MEDIA GUIDE



2022 SPARTANS WOMEN'S SOCCER CANADA WEST SILVER



2022 TRINITY WESTERN UNIVERSITY WOMEN'S SOCCER TEAM

NO	NAME	POS	HT	ELIG	COURSE	HOMETOWN	HIGH SCHOOL	PRONUCIATION
00	Olivia Nicol	GK	5-9	4	BUS	Chilliwack, BC	Unity FC (Sardis)	Nickel
1	Yasmine Pahal	GK	5-9	1	PSYBA	Surrey, BC	Surrey U (Lord Tweedsmuir)	pu-HALL
2	Jaidyn Jackson	DEF	5-7	1	HKIBA	Langley, BC	Surrey U (Walnut Grove)	JADE-in
3	Shaila Weffen	FOR	5-3	4	GENBS	Chilliwack, BC	Surrey United (Sardis)	SHAY-la
4	Danielle Cooper	DEF	5-9	1	HKBHK	Surrey, BC	Surrey U (Johnston Heights)	uh-LEE-uh
5	Aliya Coy	DEF	5-6	5	SLMBA	Calgary, AB	Foothills FC (Centennial)	
6	Kylie Hendricks	MID	5-6	1	HKBHK	Maple Ridge, BC	Coquitlam MF (Thomas Haney)	
7	Emily Watchman	MID	5-8	1	HKBHK	Edmonton, AB	Scottish U (Jasper Place)	WATCH-man
8	Maddie Melnychuk	MID	5-5	3	GENBA	Langley, BC	Surrey United (Brookwood)	MEL-ni-chuk
9	Mya Bajpai	DEF	5-5	1	HKBHK	Mission, BC	Surrey U (Mission)	BAJ- pie
10	Breanne Weffen	DEF	5-6	2	BIOBS	Chilliwack, BC	Surrey United (Sardis)	
11	Tilly James	DEF	5-8	2	POLBA	Vancouver, BC	TSS (Brockton Prep)	
12	Grace Van den brink	MID	5-5	3	BUSBA	Chilliwack, BC	Coastal FC (Unity Christian)	
13	Erin Stewart	MID	5-4	2	PSYBA	Winnipeg, MB	Bonivital (Glenlawn Collegiate)	
14	Makenna Dieterich	FOR	5-8	3	GENBA	Langley, BC	Surrey (Langley Fundamental)	dee-TRICK
15	Holland Stiel	FOR	5-5	2	HKBHK	Okotoks, AB	Calgary Foothills (Holy Trinity)	Holly steel
16	Anna Dunn	FOR	5-9	5	EDUPD	Edmonton, AB	Edmonton Scottish (Alberta)	
17	Charly Field	FOR	5-7	2	UNDC	Burnaby, BC	(Richmond Christian)	
18	Sophie Crowther	MID	5-4	1	GENBA	New Westminster, BC	Surrey U (New Westminster)	
19	Jessica Vance	DEF	5-7	2	GENBA	Coquitlam, BC	Coquitlam MF (Centennial)	Jessa
20	Olivia Kranjcec	M/D	5-4	2	HKBHK	Okotoks, AB	Calgary Foothills (Holy Trinity)	KRAN-chech
21	Charis Wardrope	FOR	5-10	1	BUSBA	Maple Ridge, BC	Coquitlam MF (Traditional)	Karis WARD- rope
23	Theresa Hicks	M/F	5-10	3	GENBS	Surrey, BC	Surrey United (Clayton Heights)	
24	Claire Bastura	MID	5-4	2	HKBHK	Parkland County, AB	Scottish United (Jasper Place)	bu-STIR-uh
25	Kelsey Stewart	FOR	5-6	1	HKBHK	Port Coquitlam, BC	(Riverside)	
26	Sierra Halldorson	MID	5-6	3	GENBS	Winnipeg, MB	Bonivital (Glenlawn)	HALL-dor -son
27	Ellsie Saldivar	MID	5-6	3	BIOBS	Lynden, WA	North County Alliance (Lynden)	SAL- di -var
28	Andrea Burtini	MID	5-3	1	GENBA	Burnaby, BC	Mountain UFC (Ecole Alpha)	
29	Lianna Holz	FOR	5-5	1	HKBHK	Richmond, BC	TSS Rovers (JN Burnett)	
30	Sidney Giesbrecht	MID	5-6	1	GENBS	Chilliwack, BC	Surrey U (MEI)	
31	Sarah Bazille	DEF	5-4	2	EDUC	Coquitlam, BC	Coquitlam MF (Archbishop Carney)	bu-ZIL
32	Jenna Ericson	DEF	5-6	1	BUSBA	Surrey, BC	Surrey U (Lord Tweedsmuir)	
33	Nicole Dressel	MID	5-11	1	AMCBA	Los Altos, CA	(Homestead)	
34	Hailey Yarmuch	MID	5-7	2	BUSBB	Calgary, AB	Calgary Blizard (Edge School)	Yar-Much
35	Hannah Miller	GK	5-9	4	PSYBA	Langley, BC	Coquitlam (Langley Christian)	

STAFF

Head Coach: Graham Roxburgh (24)

Manager of Soccer Operations and Asst. Coach: Rob Giesbrecht (3)

Assistant Coaches: Stefan Leslie, Alyssa Fenuta, Jenaya Robertson, Michael Hicks, Brenda Stratton

Strength & Performance Nutrition Coach: Cole Hergott

Head Therapist: Natalie Ghobrial

Championship Preview



The Trinity Western University Spartans head into the 2022 U SPORTS Championships with one goal: winning it all. With a youthful, yet talented roster being fielded for the Spartans in the upcoming tournament, TWU has a chance to recapture national glory for the sixth time in program history.

TWU has won a total of nine Canada West championships since the program's inception in 1999, but the Spartans haven't won a national championship since 2013, accumulating four silver medals in the meantime.

With this talented roster at hand for head coach Graham Roxburgh – who is in his 24th season as head coach of the Spartans – anything is possible. A 9-2-3 regular season record led to a Canada West silver medal for TWU, falling 2-1 to UBC.

The Spartans have been led by U SPORTS First-Team All-Canadian Tilly James, team captain Sierra Hall-dorson, and Canada West Rookie of the Year Sophie Crowther in what has been another strong campaign for the

Spartans. James scored five goals and three assists while playing various positions around the pitch. Hall-dorson and Crowther both excelled in playmaking throughout the season as the duo combined for 13 assists on TWU's regular season total of 39.

Hannah Miller remains as TWU's stable option in net. The fourth-year keeper kept seven clean sheets, making a total of 24 saves in her third season as the primary starter for the Spartans.

TWU still has abundant depth alongside the previously mentioned group of players. Jessica Vance marshalled a Spartans back-line who only conceded a total of 13 goals through 14 conference matches while first-year forward Charis Wardrope excelled up front, leading the Spartans with eight goals in only four starts. Expect players Anna Dunn, Olivia Kranjcec, Aliya Coy, and Maddie Melnychuk to put forth strong showings throughout TWU's run for their sixth national title as well.

The Spartans begin their quest for another national championship with a quarter-final match against the Ottawa Gee-Gees on Thursday, Nov. 10 at 1:30 p.m. ET.



2022 Canada West Silver

Head Coach: Graham Roxburgh (24th season)

Playoff record and finish: 2-1 CW Silver

Regular season record : (9-2-3 / 35 goals for / 11 goals against / 2nd in Pacific Division)

Best U SPORTS Top 10 rankings : No. 2 (3 weeks)

Last U SPORTS championship (2013)

Total U SPORTS championships (5)

Number of appearances at U SPORTS championships: 13

Last U SPORTS championship appearance : 2021

Goals For (U SPORTS Rank): 32 – (9th)

Goals Against (U SPORTS Rank) : 11 (11th)

Goals : Charis Wardrope, 8

Assists : Sophie Crowther, 8

Points : Sophie Crowther, 10

Probable starting goaltender : Hannah Miller, 9-2-3, 7 shutouts, GAA: 0.82

Canada West Awards:

Sophie Crowther - Rookie of the Year

Conference 1st team all-stars: Tilly James (D)

Conference 2nd team all-stars: Sophie Crowther (F)

Conference all-rookie team: Sophie Crowther (F), Charis Wardrope (F), Danielle Cooper (M)

2022 SPARTANS WOMEN'S SOCCER CANADA WEST SILVER

Quick Facts

SCHOOL INFORMATION

Location.....Langley, B.C.
Population.....110,500
Founded.....1962
Enrollment.....4,000
Colours.....Navy, Gold, White
Nickname.....Spartans
Mascot.....Sparty
Field.....Chase Office Field
Surface.....Grass
Dimensions (yards).....120 x 80
Capacity.....(2,000)
Affiliation.....U Sports
Conference.....Canada West
Year Joined.....1999
First Year Soccer in CIS.....2001
President.....Mark Husbands
Acting Director of Athletics.....Blair Whitmarsh
Website.....www.gospartans.ca
Canada West.....www.canadawest.org

SPORTS INFORMATION

Director.....Scott Stewart
Email.....ssstew@twu.ca
Office.....604.513.2123
Cell.....604.764.1533
Fax.....604.513.2065
Marketing & Media.....Mark Janzen
Email.....mark.janzen@twu.ca
Cell.....604.613.6730
SID Mailing Address:
Sports Information
Trinity Western University
7600 Glover Road
Langley, B.C. V2Y 1Y1

TELEPHONE NUMBERS

University Main.....604.888.7511
Athletic Reception.....604.513.2125
Women's Soccer.....604.513.2122
Athletic Therapy.....604.513.2127
Athletic Ticket Office.....604.513.2116
Info line.....604.513.2001

STANDINGS

2022 Canada West

PACIFIC	GP	W	L	T	Win %	GF	GA	PTS
UBC	14	13	1	0	0.929	46	7	39
TWU	14	9	2	3	0.750	32	11	30
Calgary	14	9	3	2	0.714	35	13	29
TRU	14	6	6	2	0.500	17	21	20
Victoria	14	5	5	4	0.500	17	17	19
UNBC	14	5	6	3	0.464	18	20	18
UBC-O	14	4	7	3	0.393	12	23	15
UFV	14	1	8	5	0.250	7	30	8

Prairie	GP	W	L	T	Win %	GF	GA	PTS
MRU	14	10	3	1	0.750	34	16	31
Alberta	14	9	4	1	0.679	37	19	28
SASK	14	7	4	3	0.607	26	20	24
Manitoba	14	7	6	1	0.536	25	16	22
Regina	14	2	7	5	0.321	21	32	11
MacEwan	14	3	11	0	0.214	20	35	9
Lethbridge	14	2	10	2	0.214	18	54	8
Winnipeg	14	2	11	1	0.179	12	43	7

Spartan Women's Soccer

Head Coach.....Graham Roxburgh
Alumn.....(Weaton-92)
Record(CW/po), Years.....261-73-42(24th)
Soccer Office Phone.....604.513.2122
Email.....graham.roxburgh@twu.ca
Lead Asst. Coach/Manager...Rob Giesbrecht(3)
Goalkeeper Coach.....Michael Hicks(2)
Assistant Coach.....Jenaya Robertson(3)
Assistant Coach.....Stefan Leslie(3)
Assistant Coach.....Alyssa Fenuta(3)
Sports Psych.....Dr. Blair Whitmarsh
Head Athletic Therapist....Natalie Ghobrial
Conditioning Coaches.....Cole Hergott

Years in USPORTS.....21th
Appearances at USPORTS Championships..13th
U SPORTS Championships Won.....5
USPORTS Medals.....10(5-4-1)
U SPORTS.....27-10-1: Gold (04, 08, 09, 12, 13)
CW Championships.....9(04, 06, 09, 11, 12, 14, 17, 19, 21)
CW League Titles..7(09, 11, 12, 14, 16, 19, 21)
CWPacific Division Titles.....6(14, 16, 17, 18, 19, 21)

Date	Opponent	W/L	Score
Aug. 6	at Oregon State	L	4-1
Aug. 11	Western Washington	W	2-1
Aug. 13	at Gonzaga	L	5-0
Aug. 15	at Montana	T	1-1
Aug. 17	at Central Washington	T	1-1
Aug. 19	Bishop's	W	3-0
Aug. 20	Simon Fraser	T	0-0
*Aug. 26	Victoria	W	3-0
*Aug. 27	UBC	L	2-0
*Sep. 9	Lethbridge	W	8-0
*Sep. 10	Mount Royal	W	3-0
*Sep. 17	at Saskatchewan	W	1-0
*Sep. 18	at Regina	W	4-0
*Sep. 23	at Thompson Rivers	T	0-0
*Sep. 24	at UBC Okanagan	W	2-0
*Sep. 30	Calgary	W	3-1
*Oct. 1	UNBC	T	1-1
*Oct. 7	Fraser Valley	W	1-0
*Oct. 9	at UFV	W	3-1
*Oct. 14	at UBC	L	3-0
*Oct. 15	at Victoria	T	3-3
^Oct. 28	Saskatchewan	W	3-0
^Nov. 4	vs Thompson Rivers	W	2-1OT
^Nov. 5	at UBC	L	2-1

TEAM RECORD

	W-L-T
Overall:	13-5-6
Conference:	9-2-3
Playoffs:	2-1-0
Home (conf/PO):	6-0-1
Away (conf/PO):	4-2-2
*regular season	
^playoffs	

General Spartan Athletics Contact Information

Contact	Title	Phone	Email
Main Phone		604.513.2115	
Spartan Contact Info		604.513.2001	
Fax		604.513.2065	
Jeff Gamache	Director of Athletics	604.513.2055	jeff.gamache@twu.ca
Julie Ratzlaff	Assistant Athletic Director - Operations	604.513.2116	julie.ratzlaff@twu.ca
Carol Hofer	Assistant Athletic Director - Administration	604.513.2121x3775	hofer@twu.ca
Mark Janzen	Associate AD: Marketing and Media	604.613.6730	mark.janzen@twu.ca
Scott Stewart	Sports Information Director	604.64.1533	ssstew@twu.ca
Jason Van Dyke	Facility Manager	604.513.2115	jason.vandyke@twu.ca
Natalie Ghobrial	Head Therapist	604.513.2127	natalie.ghobrial@twu.ca

Spartans Social Media:

Facebook – /TWUSpartans
Instagram - TWUSpartans
Twitter - @TWUSpartans
YouTube - SpartansSID

Hashtags:

#WeAreAllSpartans

Team Social Media:

Instagram - twuwsoc
Twitter - @TWUwsoc



All-Time Record at CIS Championships:

27-10-1, 13 appearances (five gold medals, four silver medals, one bronze medal)

-Played in championship match 9 out of 13 appearances

2021 (2-1) Second Place at Cape Breton

18/11/2021	vs	Cape Breton Capers	W	4-0
20/11/2021	vs	Laval Rouge et Or	W	4-2
11/11/2021	vs	MacEwan Griffins	L	3-2 (3-2PK)

2018 (2-1) Second Place at Ottawa

08/11/2018	vs	Laval Rouge et Or	W	1-0
10/11/2018	vs	Cape Breton Capers	W	2-1
11/11/2018	vs	Ottawa Gee Gees	L	2-1

2017 (2-1) Third Place at Manitoba

09/11/2017	vs	Manitoba Bisons	W	4-0
11/11/2017	vs	Montreal Carabins	L	5-0
12/11/2017	vs	Western Mustangs	W	3-1

2016 (0-2) Seventh Place at Acadia

06/11/2016	vs	UOIT Ridgebacks	L	1-0 (2OT)
07/11/2016	vs	Saskatchewan Huskies	L	1-0 (2OT)

2015 (2-1) Second Place at University of British Columbia

12/11/2015	vs	Cape Breton Capers	W	2-0
14/11/2015	vs	Laval Rouge et Or	W	2-1 (9-8PK)
15/11/2015	vs	UBC Thunderbirds	L	3-0

2014 (2-1) Second Place at University of Laval

06/11/2014	vs	UOIT Ridgebacks	W	4-1
07/11/2014	vs	Ottawa Gee Gees	W	3-0
09/11/2014	vs	Laval Rouge et Or	L	5-0

2013 (3-0) First Place at University of Toronto

07/11/2013	vs	Laurier Golden Hawks	W	3-0
09/11/2013	vs	Cape Breton Capers	W	1-0
10/11/2013	vs	Montreal Carabins	W	1-0

2012 (3-0) First Place at University of Victoria

08/11/2012	vs	Laurier Golden Hawks	W	2-1
09/11/2012	vs	Victoria Vikes	W	1-0
11/11/2012	vs	Queens Gaels	W	1-0 (4-2PK)

2011 (1-2) Sixth Place at McGill University

10/11/2011	vs	McGill Martlets	L	1-0 (4-1PK)
11/11/2011	vs	Laurier Golden Hawks	W	1-0
12/11/2011	vs	Alberta Pandas	L	2-1 (4-3PK)

2009 (3-0) First Place at University of Toronto

12/11/2009	vs	UEI Panthers	W	1-0
14/11/2009	vs	Queens Gaels	W	2-1 (5-3PK)
15/11/2009	vs	Montreal Carabins	W	1-0 (4-2 PK)

2008 (3-0) First Place at Trinity Western University

6/11/2008	vs	Laurier Golden Hawks	W	3-0
8/11/2008	vs	Victoria Vikes	W	1-0
9/11/2008	vs	Brock Badgers	W	1-0

2006 (2-1) Fifth Place at University of Victoria

9/11/2006	vs	York Lions	L	0-1 (OT)
10/11/2006	vs	Cape Breton Capers	W	4-0
12/11/2006	vs	McGill Redmen	W	1-0

2004 (2-0-1) First Place at Montreal and McGill

11/11/2004	vs	UPEI Panthers	T	0-0
12/11/2004	vs	Montreal Carabins	W	7-0
14/11/2004	vs	McGill Redmen	W	3-2



2004 McGill



2008 TWU



2009 Toronto



2012 Victoria



2013 Toronto

2022 SPARTANS WOMEN'S SOCCER CANADA WEST SILVER

2004 Spartans put TWU on the map

Brian Swane, Special to Canada West

EDMONTON - Erin-Marie Alhayek wasn't aware she and her teammates had just made history. Not once did it cross her mind that they had broken new ground. It wasn't until the Trinity Western Spartans celebrated after the 2004 Canadian women's soccer gold medal game and coach Graham Roxburgh gave a victory speech that she realized they were the first team from the Langley school to become CIS champs.

"I did not think about that at all," says Alhayek (nee Higgins). "It was my second year and I had no idea what it was like to make the playoffs or go to a national championship at that level. It was a complete whirlwind.

"Graham had to let us know how much a win like this meant for the school as it helped put TWU on the map for sports and in general by getting that first win."

In just its fourth season of CIS soccer, TWU dramatically rallied to upset the host McGill Martlets for a championship so unbelievable that it's taken over a decade to fully process.

"Now that it has been a few years, I realize how fortunate we were to win one," says Alhayek, a defender who played five seasons for the Spartans from 2003 to 2007. "It is not easy to win a national championship, especially back then when Canada West only had one berth to the championship. I feel very blessed to have had the opportunity to go through that season and especially to go through a national championship run that culminated in a win."

Before 2004, no TWU team had so much as qualified for nationals in any varsity sport. When the women's soccer team brought home the Gladys Bean Memorial Trophy, Spartan spirit resonated throughout TWU's student body of about 3,000 and far beyond the boundaries of its Metro Vancouver campus.

"We had amazing support from people back home ... and after we won the euphoria and hype around the team was phenomenal," says Alhayek. "There were tons of people at the airport to meet us including a news crew, and back at Trinity everyone knew about it and was elated."

At the outset of the 2004 campaign, the Spartans aimed to simply play later on the calendar than the year prior, when they missed the post-season entirely. That was far from certain with TWU hovering around the middle of the Canada West standings halfway through their schedule. Then the Spartans won 3-0 at Victoria and went undefeated over their final seven matches to finish in second place.

"After that game in UVic, we knew we had something special and we ran with it," Alhayek says.

The Spartans carried their hot streak into the Canada West playoffs at UBC's Thunderbird Stadium. There, they bested the Vikes 1-0 in a semifinal before blasting Calgary 4-0 in the gold medal match to give their school its first conference title and national championship berth.

At nationals, TWU opened with a scoreless draw versus UPEI, followed with a 7-0 victory over the co-host Montreal Carabins. With a 1-0-1 record, the Spartans finished atop Pool A and advanced to the gold medal final, against Pool B winners McGill. The championship game started as most of the fans at Molson Stadium anticipated, with their heavily favoured Martlets scoring in the 19th and 21st minutes while keeping TWU off the board to head into the break with a considerable advantage.

"One thing Graham always said is that a 2-0 score at half is the worst lead you can have, and it has been proved over and over again to me that it is true because the team that is leading gets a bit complacent as they think they have the game in the bag," Alhayek says.



"I do not remember if he mentioned this at half time of the final, I just remember that he believed in us and we believed in each other and that is what pushed us forward."

The Spartans' first goal came just four minutes into the second half, with Alhayek setting up Emily Bond for a chip that made the score 2-1. Their second goal almost never came. Still trailing by one as the match entered injury time, TWU finally got the equalizer it had desperately sought for 40-plus minutes when Rachele Armstrong lobbed a shot over McGill goalkeeper Victoria Villalba with barely a moment to spare. The score remained level through a pair of 15-minute overtime periods, leaving it up to a shootout to decide the national champion.

TWU scored on two of its first three kicks, while the Martlets missed on all three, with one going wide and two stopped by Spartans keeper Angela Garriott. McGill's Eloise Vanda stepped to the spot for her team's fourth attempt needing a goal to stay alive.

Garriott stopped her cold.

"Angela Garriott was fantastic in shootouts for us all season," says Alhayek. "Her saving (three) was unbelievable. At that level you are fortunate if you get one save. I just remember the pure exuberance when she made that final save. I do not think we knew what hit us."

Over the last dozen years, the Spartans have become a consistent force in women's soccer, capturing the Gladys Bean Trophy in 2008, 2009, 2012, 2013, with hopes of winning a sixth national title when Manitoba hosts the 2017 U SPORTS Women's Soccer Championship, Nov. 9 -12.

There have been other U SPORTS gold medals for the school, with TWU's men's volleyball program winning in 2006, 2011, 2012, 2015, and 2016 and women's volleyball adding the most recent two years ago. A number of Spartans track and field competitors have individual national titles to their credit, too.

The championships will continue to add up over the years, but the first will always be the first.

"I think the legacy for us that year was that we were trailblazers for a small school that was going on to do big things," Alhayek says.

"Even though we were the first to put Trinity on the map, there have been multiple championships by the women's soccer team, the volleyball teams, and the track teams since. I believe that by us winning that title, it had a huge impact for the women's soccer program in terms of the quality of players Graham and his coaching staff were able to recruit.

"It always astounds me at how small of a school Trinity is, yet they keep doing so well athletically," she adds.

"It is a special place with a lot of special people."

-CW-

2022 CANADA WEST CONFERENCE STATISTICS

RECORD:	OVERALL	HOME	AWAY	NEUTRAL
ALL GAMES	11-3-3	6-1-1	4-2-2	1-0
CONFERENCE	9-2-3	5-1-1	4-1-2	0-0
NON-CONFERENCE	2-1	1-0	0-1	1-0

Date	Opponent		Score	Att.
* 8/26/2022	VICTORIA	w	3-0	275
* 8/27/2022	UBC	L	0-2	335
* 9/9/2022	LETHBRIDGE	w	8-0	325
* 9/10/2022	MOUNT ROYAL	w	3-0	270
* 9/17/2022	at Saskatchewan	w	1-0	350
* 9/18/2022	at Regina	w	4-0	135
* 9/23/2022	at Thompson Rivers	T	0-0	343
* 9/24/2022	at UBC Okanagan	w	2-0	200
* 9/30/2022	CALGARY	w	3-1	150
* 10/1/2022	UNBC	T	1-1	160
* 10/7/2022	UFV	w	1-0	405
* 10/9/2022	at UFV	w	3-1	100
* 10/14/2022	at UBC	L	0-3	198
* 10/15/2022	at Victoria	T	3-3	300
P 10/28/2022	SASKATCHEWAN	w	3-0	550
P 11/4/2022	vs Thompson Rivers	Wo2	2-1	150
P 11/5/2022	at UBC	L	1-2	450

TEAM STATISTICS	TWUW	OPP
SHOT STATISTICS		
Goals-Shot attempts	38-274	14-96
Goals scored per game	2.24	0.82
Shot pct.	.139	.146
Shots on goal-Attempts	154-274	51-96
SOG pct.	.562	.531
Shots/Game	16.1	5.6
CORNER KICKS	133	32
PENALTY KICKS	2-2	0-1
PENALTIES		
Yellow cards	11	10
Red cards	0	0
ATTENDANCE		
Total	2470	2076
Dates/Avg Per Date	8/309	8/260
Neutral Site #/Avg	1/150	

#	Player	gp	g	a	pts	sh	sh%	sog	sog%	gw	pk-att
2	Jaidyn Jackson	3	0	0	0	1	.000	0	.000	0	0-0
4	Danielle Cooper	14	0	0	0	0	.000	0	.000	0	0-0
5	Aliya Coy	14	0	0	0	2	.000	2	1.000	0	0-0
6	Kylie Hendricks	13	0	0	0	1	.000	1	1.000	0	0-0
8	Maddie Melnychuk	16	2	3	5	28	.071	18	.643	0	0-0
9	Mya Bajpai	13	0	0	0	2	.000	1	.500	0	0-0
11	Tilly James	17	5	3	8	32	.156	18	.562	3	0-0
12	Grace Van den brink	15	1	0	1	8	.125	3	.375	1	0-0
13	Erin Stewart	1	0	0	0	1	.000	0	.000	0	0-0
14	Makenna Dieterich	14	4	1	5	16	.250	8	.500	1	0-0
15	Holland Stiel	16	4	2	6	19	.211	11	.579	1	0-0
16	Anna Dunn	10	2	0	2	23	.087	9	.391	1	1-1
17	Charity Field	15	3	2	5	19	.158	15	.789	0	0-0
18	Sophie Crowther	16	2	12	14	40	.050	20	.500	1	0-0
19	Jessica Vance	16	0	0	0	13	.000	6	.462	0	0-0
20	Olivia Kranjcec	11	0	1	1	6	.000	3	.500	0	0-0
21	Charis Wardrope	16	11	1	12	33	.333	20	.606	2	0-0
23	Theresa Hicks	10	1	3	4	8	.125	6	.750	0	0-0
24	Claire Bastura	7	0	0	0	4	.000	1	.250	0	0-0
26	Sierra Halldorson	16	3	5	8	18	.167	11	.611	0	1-1
	Total	17	38	33	71	274	.139	154	.562	10	2-2
	Opponents	17	14	12	26	96	.146	51	.531	3	0-1

#	Goalie	GP	Min.	GA	GAAvg	Saves	Pct	W-L-T	Sho
1	Yasmine Pahal	1	45:00	0	0.00	0	.000	0-0-0	0/0
35	Hannah Miller	17	1513:36	14	0.83	36	.720	2-1-0	7/0
	Total	17	1558:36	14	0.81	36	.720	2-1-0	7
	Opponents	17	1558:36	38	2.19	110	.743	1-2-0	3

Goals by Period	1st	2nd	OT	OT2	Total
Trinity Western	19	18	0	1	38
Opponents	10	4	0	0	14

Shots by Period	1st	2nd	OT	OT2	Total
Trinity Western	134	138	0	2	274
Opponents	51	44	0	1	96

Saves by Period	1st	2nd	OT	OT2	Total
Trinity Western	18	19	0	0	37
Opponents	54	62	0	0	116

Corners by Period	1st	2nd	OT	OT2	Total
Trinity Western	64	69	0	0	133
Opponents	21	11	0	0	32

Fouls by Period	1st	2nd	OT	OT2	Total
Trinity Western	73	64	0	1	138
Opponents	62	73	1	3	139



2022 SPARTANS WOMEN'S SOCCER

CANADA WEST SILVER

Sophie Crowther
CANADA WEST ROOKIE OF THE YEAR

Position: Midfielder

Year: First

Hometown: New Westminster, BC

Program: General Studies

The first-year star midfielder from New Westminster, B.C. was instrumental in leading the Spartans to a nine-win season and a second place finish in the Pacific Division.

Crowther led the Spartans in points with two goals and eight assists, while starting all 14 games for the Langley, B.C.-based side. Crowther's impact grew throughout the season, as she finished the year by playing in all but 28 minutes of TWU's final eight games.

She capped the regular season by tallying one goal and three assists over her last four games. For her season-long performance, Crowther became the seventh Spartan in the women's soccer program's history to win the Canada West Rookie of the Year award.



Spartans Canada West All-Stars & All-Canadians

2022

CW All-Stars

First Team

Tilly James (D)

Second Team

Sophie Crowther (F)

Rookie Team

Sophie Crowther (D)

Charis Wardrope (F)

Danielle Cooper (F)

2021

CW All-Stars

First Team

Elizabeth Hicks (D)

Anna Dunn (F)

Second Team

Kathryn Harvey (F)

Tilly James (D)

Rookie Team

Tilly James (D)

Graham Roxburgh (C)*

*Coach of the Year

2019

CW All-Stars

First Team

Jenaya Roberson (F)*

*Player of the Year

Kristen Sakaki (D)

Elizabeth Hicks (D)

Second Team

Brooklyn Tidder (D)

Kathryn Harvey (F)

Graham Roxburgh (C)*

*Coach of the Year

CIS All-Canadians

First Team

Jenaya Roberson (F)*

*Player of the Year

Kristen Sakaki (D)

2018

CW All-Stars

First Team

Seina Kashima (F)*

*Player of the Year

Kristen Sakaki (D)

Second Team

Elizabeth Hicks (D)

Jenaya Robertson (M)

CIS All-Canadians

First Team

Seina Kashima (F)*

Jennifer Castillo (D)

Second Team

Kristen Sakaki (D)

2017

CW All-Stars

First Team

Seina Kashima (F)

Second Team

Amy Garke (D)

Brooklyn Tidder (D)

2016

CW All-Stars

First Team

Ally Williamson (G)

Seina Kashima (F)

Amy Garke (D)

Second Team

Isabella Di Trocchio (F)

CIS All-Canadians

Ally Williamson (G)

2015

CW All-Stars

First Team

Ally Williamson (G)

Vanessa Kovacs (M)

Krista Gommeringer (F)

Ali Oliverio (M)

Second Team

Seina Kashima (F)

CIS All-Canadians

First Team

Vanessa Kovacs (M)

Second Team

Ally Williamson (G)

2014

CW All-Stars

First Team

Seina Kashima (F)

Jessica King (M)

*Player of the Year

Jennifer Castillo (D)

Vanessa Kovacs (M)

Krista Gommeringer (F)

Second Team

Kristen Santema (D)

CIS All-Canadians

First Team

Jessica King (M)

*Player of the Year

Jennifer Castillo (D)

Second Team

Vanessa Kovacs (M)

2013

CW All-Stars

First Team

Natalie Boyd (M)

Jennifer Castillo (D)

Vanessa Kovacs (M)

Krista Gommeringer (F)

Second Team

Colleen Webber (D)

CIS All-Canadians

First Team

Vanessa Kovacs (M)

Second Team

Krista Gommeringer (F)

2012

CW All-Stars

First Team

Kristen Funk (G)

Jennifer Castillo (D)

Colleen Webber (D)

Natalie Boyd (M)

Krista Gommeringer (F)

Second Team

Nykki Byrne (D)

CIS All-Canadians

First Team

Kristen Funk (G)

Colleen Webber (D)

Krista Gommeringer (F)

Second Team

Natalie Boyd (M)

2011

CW All-Stars

First Team

Kristen Funk (G)

Jennifer Castillo (D)

Colleen Webber (D)

Natalie Boyd (M)

Melissa Mobilio (M)

Second Team

Jilian Dietrich (D)

Daniela Gerig (F)

Graham Roxburgh

*Coach of the Year

CIS All-Canadians

First Team

Kristen Funk (G)

Second Team

Melissa Mobilio (M)

Graham Roxburgh

*Coach of the Year

2010

CW All-Stars

First Team

Kristen Santema (D)

Natalie Boyd (M)

Melissa Mobilio (M)

Second Team

Daniela Gerig (F)

CIS All-Canadians

Second Team

Natalie Boyd (M)

2009

CW All-Stars

First Team

Melissa Mobilio (M)

Nikki Wright (F)

Second Team

Jilian Dietrich (D)

Natalie Boyd (M)

Alicia Tesan (F)

2008

CW All-Stars

First Team

Nikki Wright (F)

Second Team

Jilian Dietrich (D)

Dana Dumerton (M)

Becca Ferguson (M)

CIS All-Canadians

First Team

Nikki Wright (F)

2007

CW All-Stars

First Team

Lindsay Rohla (D)

Second Team

Brittany Heinrich (D)

Melissa Mobilio (M)

Carlee O'Brien (F)

2006

CW All-Stars

First Team

Lindsay Rohla (M)

Second Team

Carlee O'Brien (F)

2005

CW All-Stars

First Team

Lindsay Rohla (D)

Angela Trauter (M)

Second Team

Ashley Davison (F)

2004

CW All-Stars

Second Team

Lindsay Rohla (D)

Angela Trauter (M)

Kristi Haukeland (M)

Carlee O'Brien (F)

2003

CW All-Stars

First Team

Angela Garriott (G)

Second Team

Lindsay Rohla (D)

Angela Trauter (M)

Carlee O'Brien (F)

2002

CW All-Stars

Second Team

Celidh Beck (D)

2001

CW All-Stars

Second Team

Katie Smart (M)

Angela Trauter (M)

Janine Drake (F)

2022 SPARTANS WOMEN'S SOCCER

CANADA WEST SILVER

TWU STATISTICAL RECORDS (CIS) - 2001 CW Regular Season

Individual

Points

Career:.....58, Seina Kashima (18g, 40a), 2014-18
 Season:.....22, Krista Gommeringer (13g, 9a), 2012
 Match:.....5, Krista Gommeringer Cal 9/8/12, Winn. 9/23/12
5, Daniela Gerig, Regina, 9/26/2008

Goals

Career:.....34, Krista Gommeringer, 2012-15
 Season:.....14, Jenaya Robertson, 2019
 Match:5, Daniela Gerig, Regina, 9/26/2008

Goal Average

Career:.....0.53, Carlee O'Brien, 2003-07
 Season:.....0.94, Krista Gommeringer, 2012

Assists

Career:40, Seina Kashima, 2014-18
 Season:13, Seina Kashima, 2018
 Match:4, Rebecca Ferguson, Regina, 9/26/2008

Assist Average

Career:0.615, Seina Kashima, 2014-18
 Season:0.92, Seina Kashima, 2014-18

Shots

Career:.....82, Krista Gommeringer, 2012-15
 Season:83, Seina Kashima, 2018
 Match:11, Nikki Wright UFV, 9/20/2008

Shot Average

Career:.....2.73, Carlee O'Brien (98 games), 2003-07
 Season:.....4.31, Krista Gommeringer (16 games), 2012

Shots on Goal

Career:.....107, Seina Kashima, 2014-18
 Season:42, Seina Kashima, 2018

Goalkeeping

Wins

Career:43 Kristen Funk (47 GA), 2008-12
 Season:12, Rachel Sydor, 2018, Kristen Funk, 2011

Saves

Career:.....189 Kristen Funk (47 GA), 2008-12
 Season:.....105, Angela Garriott, 2004
 Match:12, Kristen Funk, vs UBC, 11/01/08

Goals Against Average

Career:.....0.55, Kristen Funk, (47 GA) 2008-12
 Season:0.36, Veronika Rogina, 2008

Shutouts

Career:30 Kristen Funk (47 GA), 2008-12
 Season:9, Hannah Miller, 2021, Kristen Funk, 2011

Team

Points

Season:.....117:2012(53g,64a)2004(73g,38a)
 Match:.....21, vs UNBC, 10/12/2012 (7-0W).

Goals

Season:73, 2004
 Match:.....9, vs Regina, 10/15/2005
9, vs Regina, 09/26/2008

Goal Average

Season:2.65, 2012

Assists

Season:.....64, 2012
 Match:.....14, vs UNBC 10/12/12

Shots

Season:383, 2004
 Game:.....36, UNBC, 10/12/2012

Shots on Goal

Season:184, 2006

Wins

Season(overall):.....17, 2009
 Season(conference):.....12, 2018, 2011
 Consecutive(season):.....(9) 2017, 2013, 2009
 (Overtwo season):.....12, 2008-09
 (Conference).....20, 20010-11





SPARTAN ATHLETICS: Mission Statement

In full concert and support of the University mission statement...Spartan Athletics develops godly Christian leaders equipped to succeed in dynamic environments, persistently advancing to the edge of their abilities, shaping and transforming sport and culture, and growing in their personal relationships with Jesus Christ.

SPARTAN ATHLETICS: The Complete Champion Approach

The Complete Champion Approach helps Spartan Student-Athletes become complete people and champions in all areas of their lives. This program seeks to address the whole person (spiritual, physical, intellectual, emotional, and social). Some student-athletes may not realize how much they can accomplish if they address all areas of their lives and take on life to the fullest. The Complete Champion Approach is to help student-athletes use their God-given talents and intellect to live a life of significance, experiencing true personal success and powerfully influencing their family and their community. Another significant goal is for Athletics to aid the functions of Student Life and avail ourselves of the services and opportunities already existing and under development through the Student Life Department.

ABOUT TRINITY WESTERN UNIVERSITY

Established: 1962 as Trinity Junior College; 1972 as Trinity Western College; 1985 as Trinity Western University

Enrolment: Over 4,000

Median Average Class Size: 22 **Student Body Population:** Canadian: 66.1%; U.S.: 25.2%; International: 8.7%

Student/Faculty Ratio: 11.2:1 **Faculty with PhDs:** 80%

Alumni: approximately 16,000.

Member: Association of Universities and Colleges of Canada (AUCC); Council of Christian Colleges and Universities (CCCU); recognized by the U.S. Department of Education.

Founding Denominations: Evangelical Free Churches of Canada and America

Funding: Tuition, private donations and supporting services.

Programs: 38 undergraduate majors; 14 graduate programs.

Campus: Main campus: Langley, B.C. 157 acres, 45 minutes from downtown Vancouver and 2 1/2 hours from Seattle.

Extension Campuses: The Laurentian Leadership Centre in Ottawa; English as a Second Language extension classes in Vancouver and Toronto.

Residences: On-campus housing available for 954 students.

Athletics: Member of Canadian Interuniversity Sport (CIS); men's and women's basketball, volleyball, soccer, cross-country, T&F

Undergraduate Programs and Schools: (BA, B.Sc., BBA, B.Ed., BHK) Applied Mathematics with Computer Science, Art, Athletic Therapy, Biblical Studies, Biology, Chemistry, Christianity and Culture, Communications, Computing Science, Drama, English, Environmental Science, Environmental Studies, European Studies, Fine Arts, General Studies, Geography, History, History with International Relations, Humanities, Human Kinetics, Human Services, Inter-Cultural Religious Studies, International Studies, Linguistics, Mathematics, Modern Languages, Music, Natural and Applied Sciences, Nursing, Philosophy, Political Science, Psychology, Religious Studies, Social Sciences, Sport & Leisure Management, School of Business, School of Education, School of Human Kinetics.

Graduate Studies: (MA) Leadership; Biblical Studies; Counselling Psychology; Interdisciplinary Humanities; TESOL

Graduate School of Theological Studies: Christian Studies (MA), Counselling (MC), Cross-cultural Ministries (MA), Divinity (M.Div.), Applied Linguistics and Exegesis (MLE), Theological Studies (MTS), Theology (MTH), Ministry (D.Min.)

Study Tours: Students earn credit while studying with TWU in Hawaii, Guyana, England, Italy, New York City, Northern Ireland, Lithuania and more.

Story of TWU: in 1961, a small group of people had an extraordinary vision to establish a Christian university in Canada to prepare leaders of integrity. They purchased Seal-Kap Dairy Farm, and opened the first classes of Trinity Junior College in the fall of 1962 with 17 students. The College quickly grew to 800 students by 1984, when it was granted membership in the Association of Universities and Colleges of Canada (AUCC). In 1985, the British Columbia legislature granted it a charter under the name Trinity Western University. Trinity Western takes a unique approach to university education. Working from a Christian worldview, it combines ethics and morality with career-oriented disciplines in an integrated learning community. It facilitates whole person development and transforms many young men and women with a vision to make a positive contribution to the world.

Building on its well-recognized academic programs, the University has recently launched a School of Business, School of Education and the Laurentian Leadership Centre in Ottawa.

The mission of Trinity Western University, as an arm of the church, is to develop godly Christian leaders: positive, goal-oriented university graduates with thoroughly Christian minds; growing disciples of Jesus Christ who glorify God through fulfilling the Great Commission, serving God and people in the various marketplaces of life.

7600 Glover Road, Langley, B.C., Canada, V2Y 1Y1 P: 604.888.7511 F: 604.513.2061 Web: www.twu.ca

Trinity Western University Mission Statement

The mission of Trinity Western University, as an arm of the church, is to develop godly Christian leaders: positive, goal-oriented university graduates with thoroughly Christian minds; growing disciples of Jesus Christ who glorify God through fulfilling the Great Commission, serving God and people in the various marketplaces of life.

2022 SPARTANS WOMEN'S SOCCER CANADA WEST SILVER

STRONG - UNITED - DETERMINED - FAITHFUL



In the fall of 1963 TWU Dean of Students Leland Asa ordered new gold and brown uniforms for Trinity Junior College. The new uniforms arrived in January of 1964. To accompany the uniforms, the students were looking for a new name for the TJC athletic teams. They chose the Spartans.

Today ancient Sparta is often remembered for its military accomplishments and is thought to be a society lacking in art, literature and culture. Upon taking a closer look at the people of ancient Sparta, they may be more aptly described as a people who had a strong devotion to the intellect, the arts and to physical exercise and whose culture focused on much more than just military strength.

The Spartans of old made significant contributions to their society, contributions which have continued to shape the world we live in today. Some of these include the first democracy in recorded history, the introduction of land reform aimed at equalizing wealth among its citizens and the development of a complex system of mutual defence treaties. The Spartans were known for aggressively defending democracy against tyranny because they so strongly believed in a society of freedom. Sparta led the world in the area of women's rights. Spartan women enjoyed such things as the right to inheritance, property ownership and public education. These are rights that today we would consider elementary, but at the time they were unheard of for women.

Sparta's public education system, the agoge, was also admired almost universally by contemporaries. The people of Sparta had a strong commitment to education, but this was not the only thing that Sparta was admired for; Sparta also became well known for its constitution, its music and dance. It was her citizens – the lawmakers, the statesmen, the philosophers and the poets – who were the most widely admired in ancient times. They were united in their values and faithful to hold true to them.

In short, the Spartans were a proud people with strong convictions, tremendous discipline, significant power and culture-shaping influence. They were indeed "champions" and leaders in many different areas of life. Their efforts to develop the whole person, their discipline to develop themselves physically, their respect for women and education, their will to build a strong community, and their desire to contribute to the betterment of society have left an inspiring legacy. It is from this legacy that we distill and aspire to the traits of strength, unity, determination and faithfulness, and it is from this legacy that we have taken the name Spartans.

The Spartan name has endured at Trinity Western for 44 years. The TWU Athletics logo however, has gone through a somewhat evolutionary process. The first TWU Spartan logo appeared in the early 70's and began to take shape over the next decade. In the spring of 1986 the athletic teams of the newly named Trinity Western University ordered new uniforms, and with the new uniforms came new team colours to the Spartans. The Spartans would exchange brown and gold for blue, gold and white and with that would see another change to their logo. Bob Lee and fellow members of the men's basketball team assisted in a revision of the Spartans' logo. They combined the TWU letters with a warrior head to create this new revised logo, which was refined once again in 1988 and then customized into a 3-D version in 1999. The most recent rendering of this logo was finalized in 2005 by TWU's University Communications Department.

For more than 30 years the Spartan logo has been refined. There have been discussions about whether the helmet in the logo was more representative of Troy or Rome than Sparta, whether or not the logo should contain more or less detail and whether or not it was an appropriate logo at all. The many variations eventually began to cause confusion as to which logo was the correct logo for the Spartans. Even the updated 2005 logo presented several design problems and began to look dated in style. Confusion extended beyond the logo itself, and as late as the turn of the century, TWU athletic teams were occasionally referred to as the Trojans instead of the Spartans by outside individuals. It was determined that because of these and other branding related issues that the logo for the TWU Spartans needed to be changed.

In the fall of 2006 TWU's Department of Athletics initiated a logo redesign process. A team that began with members of the Dept. of Athletics, and expanded to include TWU's University Communications, and eventually a Vancouver design company (Industrial Brand Creative Inc.), took on the task of redesigning the Spartan logo. After a year of hard work, TWU and Spartan Athletics are proud to present a new logo.

From the beginning of the logo redesign process, several issues became very clear. It was important that the new logo remain true to the identity of the TWU Spartans. It had to clearly articulate who we are in light of the ancient Spartan values we aspire to. It was imperative that the new logo build on our history, not erase it. Great effort was made to follow our history, and the helmet on the latest version of the Spartan logo is more in keeping with the actual battle helmet that the ancient warriors of Sparta wore into campaigns. This is also the look that was achieved with the original TWC logo from the early 70's providing a strong tie to our logo roots. It was important that the new logo be more versatile and simple, yet classic in design. In short the new logo had to clearly state who we are in name as well as in design, and to represent the values we hold to as Spartans. With these things in mind, the process began to unfold and eventually the new logo was born.

Since 1963, the Trinity Western Spartans have been writing their own history, a proud history, built around community, integrity, respect, and sacrifice. In 1999, the Spartans joined the Canadian Interuniversity Sport (CIS), the highest level of university sport in the country, and in 2001, they launched the Complete Champion Approach™, a program unique to Canadian university sport. The CCA™ is a powerful and effective program aimed at the development of the whole person, and one more step along the journey that is building the legacy of the Trinity Western Spartans. It is a tool we use to help us shape and transform our sport and culture. Through our successes in the CCA™, and as a result of our success at the CIS level, Trinity Western University is becoming widely known across Canada as the home of those who pursue excellence and the home of champions who are having an impact on communities around the world.

The ancient Spartans worked together to achieve their goals and uphold their values. It was this unity that allowed them to become the people we know today and to accomplish all they set out to achieve. They succeeded because they were a team, and the same principles hold true for the TWU Spartans.

Together we are strong, together we are united, together we are determined, together we are faithful, together...we are Spartans!



Spartans Women's Soccer 2022 Coaching Staff



2022 SPARTANS WOMEN'S SOCCER CANADA WEST SILVER

Graham Roxburgh - Head Coach



24th Season

Record: 261-73-42 (24th) (U SPORTS)

Canada West Coach of the Year: (6) 2009, 2011, 2012, 2016, 2019, 2021

U SPORTS Coach of the Year: 2011

Canadian women's FISU coach: 2009, 2011

Team Awards:

U SPORTS Championships: (5) 2004, 2008, 2009, 2012, 2013

Canada West Championships: (9) 2004, 2006, 2009, 2011, 2012, 2015, 2017, 2018, 2021

Canada West League Championships: (7) 2009, 2011, 2012, 2014, 2016, 2019, 2021

Since Graham Roxburgh took over as head coach in 1999, he has guided the Spartans to five U SPORTS championships (2004, 2008, 2009, 2012 and 2013) and nine Canada West gold medals (2004, 2006, 2009, 2011, 2012, 2013, 2017, 2018, and 2021).

Since 2003, Roxburgh has led TWU to the Canada West Final Four every year and, from 2010 to 2022, with the Spartans appearing in the Canada West championship match in nine of the past ten seasons.

Roxburgh was the U SPORTS Coach of the Year in 2011 and has been named the Canada West Coach of the Year six times, including in 2009, 2011, 2014, 2016, 2019, and 2021.

Roxburgh has twice been the head coach for Canada's women's soccer team at the Summer Universiade, including 2009, in Serbia, where his team finished seventh, and in 2011 in China, where his team finished fifth.

Roxburgh's teams have also been ground-breaking at TWU, as the team's 2004 national championship was the first of its kind for the University. That year, the women's soccer team was also named Sport BC Team of the Year and the BC Soccer Team of the Year. Prior to that, in the women's soccer team's first year at the U SPORTS level in 2001, the Spartans earned a Canada West silver medal, which was the first conference medal Trinity Western had ever earned.



Roxburgh first came to Trinity Western University in 1993 as an assistant to coach Alan Alderson with the men's soccer program. At the time, he was working with Athletes in Action and had just graduated from Wheaton College (Illinois) with a BA in History and Biblical Studies. He was later recommended to take over the women's program and was hired as head coach in 1998. The fall of 1999 marked his first season with the team, which was only three years after women's soccer became a varsity sport at TWU.

In 2000, Roxburgh guided the women to a 6-3-1 record and was named BCCAA Coach of the Year.

Roxburgh currently serves as the general manager and technical director for the Fraser Valley Action within the PCSL. He also operates the Spartan Soccer Academy, which is a player development academy for young female players.

Roxburgh is also the director of TeamUp, which works to "partner, collaborate and come alongside local organizations, and use sports either as a catalyst for the beginning of sustainable impact, or a component of a long-term community development strategy."





Rob Giesbrecht – Lead Assistant Coach, Manager Soccer Operations

Rob Giesbrecht has been a foundational piece in building Trinity Western's women's soccer program. Giesbrecht, a former player for TWU's men's soccer program, originally joined Roxburgh and the women's soccer program in 1999, departing in 2005 to serve as head coach of Concordia University until 2010. Giesbrecht also completed his Masters program in Education at Concordia. After a five-year stint coaching at Concordia University, he took over head coaching duties with the University of the Fraser Valley in 2010 and in his first year, he guided UFV's women's soccer team to the program's first Canada West championship and a bronze medal at the national championship tournament. In 2014, Giesbrecht steered the Cascades to a Canada West silver medal and a fourth-place finish at the national championship. UFV's women's soccer team qualified for the Canada West playoffs in nine of Giesbrecht's 10 seasons, and his teams posted a record of 59-46-29 in conference play. Giesbrecht rejoined Roxburgh at TWU in 2020, being named Manager of Soccer Operations in addition to his assistant coaching role for the Spartans. Giesbrecht has been instrumental in helping TWU women's soccer continue to grow in its commitment to excellence, and development of young players. Giesbrecht's work paid off for the Spartans in 2021 as the team went on to complete an undefeated season in Canada West en route to their gold medal in 2021. Giesbrecht is also working as the head coach for Surrey United's 2004 BCSPL team. He lives in Yarrow, B.C. with his wife, Cheryl, and his four children.



Brenda Stratton- Assistant Coach



Jenaya Robertson - Assistant Coach

After a distinguished playing career with the Spartans, which included being the U SPORTS Player of the Year in 2019, and captaining the Spartans for three seasons, Jenaya Robertson returned this season to take up an assistant coaching role within the team. Currently Robertson is between professional contracts, and so the Spartans welcomed the experienced midfielder to help guide and give leadership to the current Spartans. In the spring of 2021, Robertson completed her first stint of professional soccer in Bundesliga II, and has since played a pivotal role in helping the Spartans with technical training, game analysis and helping bring her leadership skills to the sidelines. In addition to the assistant coach role within the staff, Robertson is also a senior coach within the Spartan Academy and summer camp program.



Michael Hicks- Keeper Coach

Michael is a native of Montreal, where he grew up playing high level youth and adult soccer. He holds a Bachelor of Education degree from McGill University and a Masters Degree from Western Washington University. Michael was involved in public education for 36 years where he spent over two decades as a school based administrator. Michael is presently is a goalkeeper coach for Surrey United Soccer Club, Surrey/Guildford United, Guildford Athletic Club and Langley United Soccer Association. Michael has worked with players at all levels from grassroots programs to adult teams.



Stefan Leslie - Assistant Coach

Stefan Stefan Leslie joined the women's coaching staff as an assistant in the Spring of 2021. Leslie played for the Trinity Western's men's program in 2006 before signing a professional contract with the Vancouver Whitecaps (from 2006-2009). He has also represented Canada at the youth international level. He is prominent in local club soccer, serving on the technical staff at Surrey United Soccer Club since 2009 and has contributed to the development of numerous players who now are playing at the university and professional level. Leslie's role focuses on player development while assisting Graham Roxburgh, Rob Giesbrecht and the other staff in the continued success of the program.



Alyssa Fenuta - Assistant Coach

Alyssa Fenuta joined the TWU coaching staff in the summer of 2021, and has been serving as a faculty member in the School of Human Kinetics since the spring of 2020. As a varsity soccer athlete, she played four years (2009-2013) for the McMaster Marauders (Hamilton, ON), and one year (2014-2015) for the Queen's Gaels (Kingston, ON). Prior to moving out West, she spent one season (2018-2019) in the role of assistant coach for the Queen's Gaels (Kingston, ON) supporting the holistic development of the athletes on the women's soccer team. Fenuta brings a range of experience in personal training, strength and conditioning, sport psychology and athlete ministry, and is committed to Spartan Athletics' focus on The Complete Champion Approach™ (CCA) (i.e. academic, athletic, leadership, personal, spiritual).

2022 SPARTANS WOMEN'S SOCCER CANADA WEST SILVER



TILLY JAMES
U SPORTS All-Canadian
CW All-Star



SOPHIE CROWTHER
CW Rookie of the Year
U SPORTS Rookie Team



Spartans Women's Soccer 2022 Player Profiles





1 Yasmine Pahal

Goal Keeper, 5-9, 1st-year, Surrey, BC

High School: Lord Tweedsmuir, Club: Surrey U

Major: Psychology

	GP	MIN	GA	GA/A	SV	SV%	W	L	T	SHO
2022	2	90:00	4	4.00	6	0.600	0	0	0	0
Total	2	90:00	4	4.00	6	0.600	0	0	0	0



2 Jaidyn Jackson

Defender, 5-7, 1st-year, Langley, BC

High School: Walnut Grove, Club: Surrey U

Major: Human Kinetics

	GP	GS	G	A	PTS	SH	SH%	SOG	SOG%	GW
2022	6	2	0	0	0	1	0.000	0	0.000	0
Total	6	2	0	0	0	1	0.000	0	0.000	0



4 Danielle Cooper

Defender, 5-9, 1st-year, Surrey, BC

High School: Johnston Heights, Club: Surrey U

Major: Human Kinetics

	GP	GS	G	A	PTS	SH	SH%	SOG	SOG%	GW
2022	16	11	0	0	0	0	0.000	0	0.000	0
Total	16	11	0	0	0	0	0.000	0	0.000	0



5 Aliya Coy

Defender, 5-6, 5th-year, Calgary, AB

High School: Centennial, Club: Foothills FC

Major: Sports Leisure Management

	GP	GS	G	A	PTS	SH	SH%	SOG	SOG%	GW
2017	18	16	0	2	2	4	0.000	1	0.250	0
2018	19	19	0	1	1	2	0.000	0	0.000	0
2019	9	7	0	2	2	0	0.000	0	0.000	0
2021	12	12	0	1	1	6	0.000	4	0.667	0
2022	17	12	0	0	0	2	0.000	2	1.000	0
Total	75	66	0	6	6	14	0.000	7	0.500	0




6 Kylie Hendricks

Midfielder, 5-6, 1st-year, Maple Ridge, BC

High School: Thomas Haney, Club: Coquitlam

Major: Human Kinetics

	GP	GS	G	A	PTS	SH	SH%	SOG	SOG%	GW
2022	15	4	0	0	0	7	0.000	4	0.571	0
Total	15	4	0	0	0	7	0.000	4	.571	0



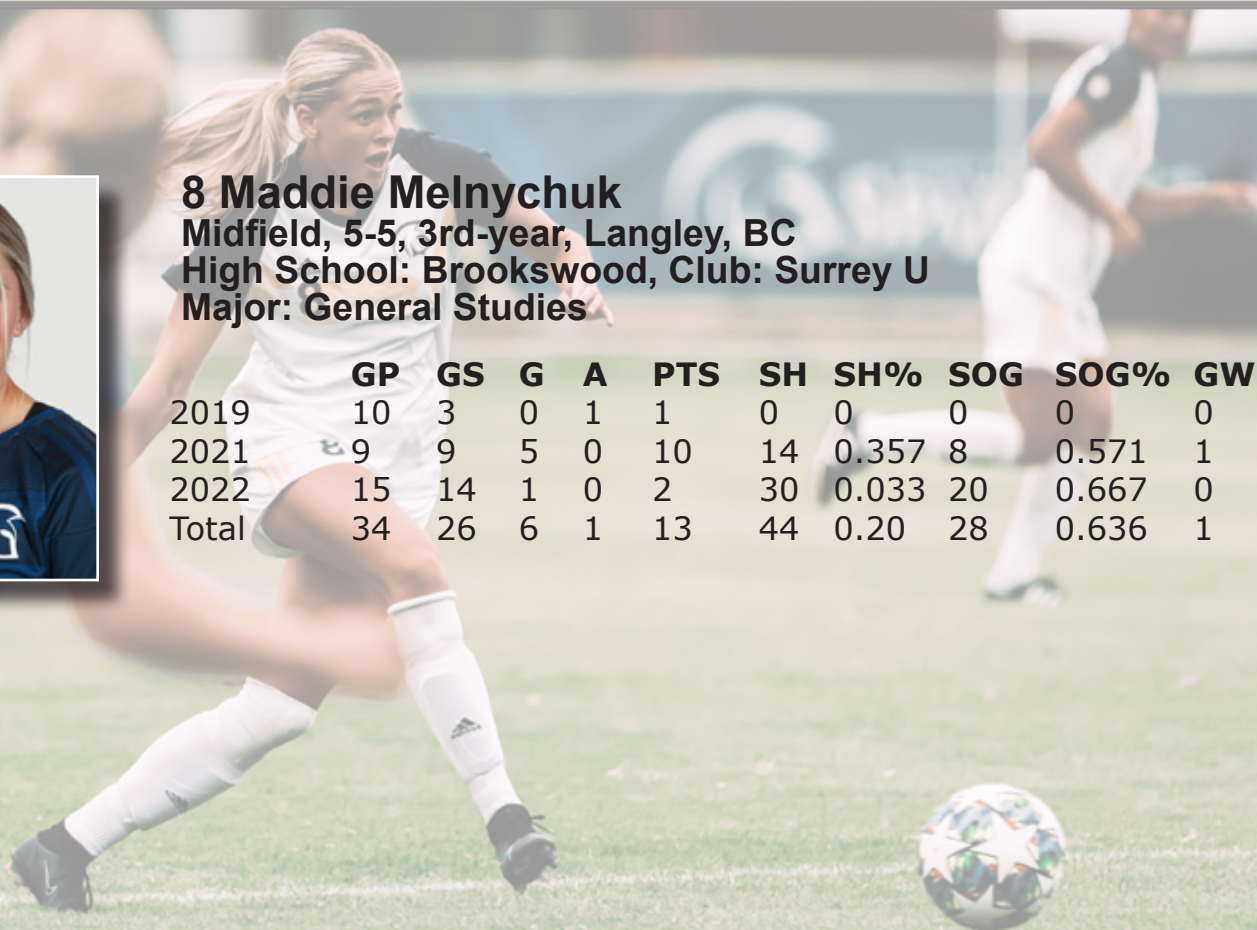
8 Maddie Melnychuk

Midfield, 5-5, 3rd-year, Langley, BC

High School: Brookwood, Club: Surrey U

Major: General Studies

	GP	GS	G	A	PTS	SH	SH%	SOG	SOG%	GW
2019	10	3	0	1	1	0	0	0	0	0
2021	9	9	5	0	10	14	0.357	8	0.571	1
2022	15	14	1	0	2	30	0.033	20	0.667	0
Total	34	26	6	1	13	44	0.20	28	0.636	1





9 Mya Bajpai

Defender, 5-5, 1st-year, Mission, BC
 High School: Mission, Club: Surrey U
 Major: Human Kinetics

	GP	GS	G	A	PTS	SH	SH%	SOG	SOG%	GW
2022	7	4	0	0	0	1	0.000	0	0.000	0
Total	7	4	0	0	0	1	0.000	0	0.000	0



11 Tilly James

Defender, 5-8, 2nd-year, Vancouver, BC
 High School: Sardis, Club: TSS Brockton Prep
 Major: Political Science

2022 Canada West First Team All-Star
2021 Canada West Second Team All-Star
2021 Canada West Rookie Team

	GP	GS	G	A	PTS	SH	SH%	SOG	SOG%	GW
2021	18	18	3	0	6	11	0.273	5	0.455	1
2022	23	23	6	4	16	39	0.154	22	0.564	2
Total	41	41	9	4	22	50	0.180	27	0.540	3




12 Grace Van den brink

Midfield, 5-5, 3rd-year, Chilliwack, BC

High School: Unity Christian, Club: Coastal FC

Major: Human Kinetics

	GP	GS	G	A	PTS	SH	SH%	SOG	SOG%	GW
2019	9	0	0	0	0	4	0.000	2	0.500	0
2021	10	3	0	2	2	7	0.000	0	0.000	0
2022	2	2	0	0	0	0	0.000	0	0.000	0
Total	21	5	0	2	2	11	0.000	2	0.182	0



14 Makenna Dieterich

Forward, 5-8, 3rd year, Langley, BC

High School: Langley Fundamental, Club: Surrey U

Major: General Studies

	GP	GS	G	A	PTS	SH	SH%	SOG	SOG%	GW
2018	10	1	0	2	2	6	0.000	2	0.333	0
2021	17	14	4	3	11	26	0.154	17	0.654	2
2022	16	15	4	1	9	19	0.211	10	0.526	1
Total	43	30	8	6	22	51	0.157	29	0.569	3





15 Holland Stiel

Forward, 5-5, 2nd-year, Okotoks, AB

High School: Holy Trinity, Club: Calgary Foothills

Major: Human Kinetics

	GP	GS	G	A	PTS	SH	SH%	SOG	SOG%	GW
2021	15	4	1	1	3	3	0.333	1	0.333	0
2022	19	2	5	2	12	20	0.250	12	0.600	2
Total	34	6	6	3	15	23	0.261	13	0.565	2



16 Anna Dunn

Forward, 5-9, 5th-year, Edmonton, AB

High School: Alberta, Club: Edmonton Scottish

Major: Education

2021 Canada West 1st Team All-Star

	GP	GS	G	A	PTS	SH	SH%	SOG	SOG%	GW
2021	17	16	11	9	31	40	0.275	27	0.675	4
2022	14	13	2	1	5	30	0.067	10	0.333	1
Total	31	29	13	10	36	70	0.186	37	0.529	5



17 Charity Field

Forward, 5-7, 2nd-year, Burnaby, BC

High School: Richmond Chrisitan

Major: General Studies

	GP	GS	G	A	PTS	SH	SH%	SOG	SOG%	GW
2022	18	8	3	4	10	20	0.150	15	0.750	0
Total	18	8	3	4	10	20	0.150	15	.750	0



18 Sophie Crowther

Forward, 5-4, 1st-year, New Westminster, BC

High School: New Westminster, Club: Surrey U

Major: General Studies

2022 Canada West Rookie of the Year

2022 Canada West Rookie Team

	GP	GS	G	A	PTS	SH	SH%	SOG	SOG%	GW
2022	16	16	2	11	15	37	0.054	17	0.459	1
Total	16	16	2	11	15	37	0.054	17	.459	1



19 Jessica Vance

Defender, 5-7, 2nd-year, Coquitlam, BC

High School: Centennial, Club: Coquitlam MF

Major: General Studies

	GP	GS	G	A	PTS	SH	SH%	SOG	SOG%	GW
2021	15	12	0	1	1	0	0.000	0	0.000	0
2022	22	22	0	0	0	13	0.000	6	0.462	0
Total	37	34	0	1	1	13	0.000	6	0.462	0



20 Olivia Kranjcec


Midfielder/Defender, 5-4, 2nd-year, Okotoks, AB

High School: Holy Trinity, Club: Calgary Foothills

Major: Human Kinetics

	GP	GS	G	A	PTS	SH	SH%	SOG	SOG%	GW
2021	16	15	0	0	0	8	0.000	4	0.500	0
2022	17	16	0	1	1	8	0.000	3	0.375	0
Total	33	31	0	1	1	16	0.000	7	0.438	0





21 Charis Wardrope

Forward, 5-10, 1st-year, Maple Ridge, BC

High School: Traditional, Club: Coquitlam MF

Major: Business

2022 Canada West Rookie Team

	GP	GS	G	A	PTS	SH	SH%	SOG	SOG%	GW
2022	17	8	10	1	21	31	0.323	21	0.677	4
Total	17	8	10	1	21	31	0.323	21	.677	4



23 Theresa Hicks

Defender, 5-10, 3rd-year Surrey, BC

High School: Clayton Heights, Club: Surrey U

Major: Science

	GP	GS	G	A	PTS	SH	SH%	SOG	SOG%	GW
2019	6	0	0	1	1	1	0.000	0	0.000	0
2022	16	5	1	3	5	17	0.059	11	0.647	0
Total	22	5	1	4	6	18	0.056	11	0.611	0



24 Claire Bastura

Midfielder, 5-4, 2nd-year, Parkland County, AB

High School: Jasper Place, Club: Scottish United

Major: Human Kinetics

	GP	GS	G	A	PTS	SH	SH%	SOG	SOG%	GW
2021	1	0	0	0	0	0	0.000	0	0.000	0
2022	13	2	0	1	1	4	0.000	1	0.250	0
Total	14	2	0	1	1	4	0.000	1	0.250	0




26 Sierra Halldorson

Midfielder, 5-6, 3rd-year, Winnipeg, MB

High School: Glenlawn, Club: Bonivital

Major: Science

	GP	GS	G	A	PTS	SH	SH%	SOG	SOG%	GW
2018	20	5	0	3	3	8	0.000	2	0.250	0
2019	18	18	0	2	2	6	0.000	6	1.000	0
2021	16	16	1	6	8	13	0.077	7	0.538	0
2022	22	22	3	6	12	20	0.150	12	0.600	0
Total	76	61	4	17	25	47	0.085	27	0.574	0





35 Hannah Miller


Goalkeeper, 5-9, 4th-year Langley, BC

High School: Langley Christian, Club: Coquitlam MF

Major: Psychology

	GP	MIN	GA	GA/A	SV	SV%	W	L	T	SHO
2018	1	45	0	0.00	1	1.000	0	0	0	0
2019	17	1530	18	1.06	60	0.769	13	3	1	6
2021	18	1680	8	0.43	52	0.867	16	0	1	13
2022	23	1965	21	0.96	52	0.712	13	5	4	10
Total	59	5220	47	0.81	165	0.778	42	8	6	29





00 Olivia Nicol
Goalkeeper, 5-8, 4th-year, Chilliwack, BC
High School: Sardis
Major: Business



3 Shaila Weflen
Forward, 5-3, 4th-year, Chilliwack, BC
High School: Sardis
Major: General Studies



7 Emily Watchman
Midfield, 5-8, 1st-year, Edmonton, AB
High School: Jasper Place, Club: Scottish U
Major: Human Kinetics



10 Breanne Weflen
Defender, 5-6, 2nd-year, Chilliwack, BC
High School: Sardis
Major: Biology



13 Erin Stewart
Midfield, 5-4, 2nd-year, Winnipeg, MB
High School: Glenlawn, Club: Bonivital
Major: Psychology



25 Kelsey Stewart
Forward, 5-6, 1st-year, Port Coquitlam, BC
High School: Riverside
Major: Human Kinetics



27 Ellsie Saldivar
Midfield, 5-6, 3rd-year, Lynden, WA
High School: Lynden, Club: North County
Major: Biology



28 Andrea Burtini
Midfield, 5-3, 1st-year, Burnaby, BC
High School: Ecole Alpha, Club: Mountain FC
Major: General Studies



29 Lianna Holz
Forward, 5-5 1st-year, Richmond, BC
High School: JN Burnett, Club: TSS Rovers
Major: General Studies



30 Sidney Giesbrecht
Midfield, 5-6, 1st-year, Chilliwack, BC
High School: MEI, Club: Surrey U
Major: General Studies



31 Sarah Bazille
Defender, 5-4, 2nd-year, Coquitlam, BC
High School: Archbishop Carney, Club: Coquitlam MF
Major: Education



32 Jenna Ericson
Defender, 5-6, 1st-year, Surrey, BC
High School: Lord Tweedsmuir, Club: Surrey U
Major: Business



33 Nicole Dressel
Midfield, 5-11 1st-year, Los Altos, CA
High School: Homestead
Major: AMC



34 Hailey Yarmuch
Midfield, 5-7, 2nd-year, Calgary, AB
High School: Edge, Club: Calgary Blizzard
Major: Business



SEASON GAME BY GAME - INDIVIDUAL



#1 Pahal, Yasmine

DATE	OPPONENT	SCORE	MINUTES	GA	GAAVG	SAVES	SAVE%	W	L	T	SHO
09/09/2022	Lethbridge	W, 8-0	45:00	0	0.00	0	-	0	0	0	0
Totals			45:00	0	0.00	0	-	0	0	0	0

#2 Jackson, Jaldyn

DATE	OPPONENT	SCORE	G	A	PTS	SH	SH%	SOG	SOG%	GW	GT	UA	OT	PK-ATT	YC	RC	MIN
09/09/2022	Lethbridge	W, 8-0	0	0	0	0	-	0	-	0	0	0	0	0-0	0	0	45
09/10/2022	Mount Royal	W, 3-0	0	0	0	1	.000	0	.000	0	0	0	0	0-0	0	0	25
09/18/2022	at Regina	W, 4-0	0	0	0	0	-	0	-	0	0	0	0	0-0	0	0	32
Totals			0	0	0	1	.000	0	.000	0	0	0	0	0-0	0	0	102

Games Played: 3

Shots per game: 0.3; Goals per game: 0.00

Assists per game: .00; Points per game: .00

#4 Cooper, Danielle

DATE	OPPONENT	SCORE	G	A	PTS	SH	SH%	SOG	SOG%	GW	GT	UA	OT	PK-ATT	YC	RC	MIN
08/26/2022	Victoria	W, 3-0	0	0	0	0	-	0	-	0	0	0	0	0-0	0	0	90
08/27/2022	UBC	L, 2-0	0	0	0	0	-	0	-	0	0	0	0	0-0	0	0	84
09/09/2022	Lethbridge	W, 8-0	0	0	0	0	-	0	-	0	0	0	0	0-0	0	0	90
09/10/2022	Mount Royal	W, 3-0	0	0	0	0	-	0	-	0	0	0	0	0-0	0	0	90
09/17/2022	at Saskatchewan	W, 1-0	0	0	0	0	-	0	-	0	0	0	0	0-0	1	0	90
09/18/2022	at Regina	W, 4-0	0	0	0	0	-	0	-	0	0	0	0	0-0	0	0	67
09/24/2022	at UBC Okanagan	W, 2-0	0	0	0	0	-	0	-	0	0	0	0	0-0	0	0	90
09/30/2022	Calgary	W, 3-1	0	0	0	0	-	0	-	0	0	0	0	0-0	0	0	90
10/01/2022	UNBC	T, 1-1	0	0	0	0	-	0	-	0	0	0	0	0-0	0	0	45
10/07/2022	UFV	W, 1-0	0	0	0	0	-	0	-	0	0	0	0	0-0	0	0	77
10/09/2022	at UFV	W, 3-1	0	0	0	0	-	0	-	0	0	0	0	0-0	0	0	45
10/14/2022	at UBC	L, 3-0	0	0	0	0	-	0	-	0	0	0	0	0-0	0	0	70
10/15/2022	at Victoria	T, 3-3	0	0	0	0	-	0	-	0	0	0	0	0-0	0	0	90
Totals			0	0	0	0	-	0	-	0	0	0	0	0-0	1	0	1018

Games Played: 13

Shots per game: 0.0; Goals per game: 0.00

Assists per game: .00; Points per game: .00

2022 SPARTANS WOMEN'S SOCCER CANADA WEST SILVER

#5 Coy, Aliya

DATE	OPPONENT	SCORE	G	A	PTS	SH	SH%	SOG	SOG%	GW	GT	UA	OT	PK-ATT	YC	RC	MIN
08/26/2022	Victoria	W, 3-0	0	0	0	0	-	0	-	0	0	0	0	0-0	0	0	68
08/27/2022	UBC	L, 2-0	0	0	0	0	-	0	-	0	0	0	0	0-0	1	0	35
09/09/2022	Lethbridge	W, 8-0	0	0	0	0	-	0	-	0	0	0	0	0-0	0	0	45
09/10/2022	Mount Royal	W, 3-0	0	0	0	0	-	0	-	0	0	0	0	0-0	0	0	57
09/17/2022	at Saskatchewan	W, 1-0	0	0	0	1	.000	1	1.000	0	0	0	0	0-0	0	0	45
09/18/2022	at Regina	W, 4-0	0	0	0	0	-	0	-	0	0	0	0	0-0	0	0	58
09/23/2022	at Thompson Rivers	T, 0-0	0	0	0	0	-	0	-	0	0	0	0	0-0	0	0	90
09/24/2022	at UBC Okanagan	W, 2-0	0	0	0	0	-	0	-	0	0	0	0	0-0	0	0	45
10/01/2022	UNBC	T, 1-1	0	0	0	0	-	0	-	0	0	0	0	0-0	0	0	45
10/07/2022	UFV	W, 1-0	0	0	0	1	.000	1	1.000	0	0	0	0	0-0	0	0	90
10/09/2022	at UFV	W, 3-1	0	0	0	0	-	0	-	0	0	0	0	0-0	0	0	45
10/15/2022	at Victoria	T, 3-3	0	0	0	0	-	0	-	0	0	0	0	0-0	1	0	45
Totals			0	0	0	2	.000	2	1.000	0	0	0	0	0-0	2	0	668

Games Played: 12

Shots per game: 0.2; Goals per game: 0.00

Assists per game: .00; Points per game: .00

#6 Hendricks, Kylie

DATE	OPPONENT	SCORE	G	A	PTS	SH	SH%	SOG	SOG%	GW	GT	UA	OT	PK-ATT	YC	RC	MIN
08/26/2022	Victoria	W, 3-0	0	0	0	0	-	0	-	0	0	0	0	0-0	0	0	22
08/27/2022	UBC	L, 2-0	0	0	0	0	-	0	-	0	0	0	0	0-0	0	0	60
09/09/2022	Lethbridge	W, 8-0	0	0	0	0	-	0	-	0	0	0	0	0-0	0	0	71
09/10/2022	Mount Royal	W, 3-0	0	0	0	0	-	0	-	0	0	0	0	0-0	0	0	59
09/17/2022	at Saskatchewan	W, 1-0	0	0	0	0	-	0	-	0	0	0	0	0-0	0	0	35
09/18/2022	at Regina	W, 4-0	0	0	0	0	-	0	-	0	0	0	0	0-0	0	0	32
09/23/2022	at Thompson Rivers	T, 0-0	0	0	0	0	-	0	-	0	0	0	0	0-0	0	0	19
09/30/2022	Calgary	W, 3-1	0	0	0	0	-	0	-	0	0	0	0	0-0	0	0	4
10/14/2022	at UBC	L, 3-0	0	0	0	1	.000	1	1.000	0	0	0	0	0-0	0	0	45
10/15/2022	at Victoria	T, 3-3	0	0	0	0	-	0	-	0	0	0	0	0-0	0	0	56
Totals			0	0	0	1	.000	1	1.000	0	0	0	0	0-0	0	0	403

Games Played: 10

Shots per game: 0.1; Goals per game: 0.00

Assists per game: .00; Points per game: .00

#8 Melnychuk, Maddie

DATE	OPPONENT	SCORE	G	A	PTS	SH	SH%	SOG	SOG%	GW	GT	UA	OT	PK-ATT	YC	RC	MIN
08/26/2022	Victoria	W, 3-0	0	0	0	4	.000	3	.750	0	0	0	0	0-0	0	0	70
09/09/2022	Lethbridge	W, 8-0	0	2	2	0	-	0	-	0	0	0	0	0-0	0	0	33
09/10/2022	Mount Royal	W, 3-0	0	0	0	4	.000	4	1.000	0	0	0	0	0-0	0	0	45
09/17/2022	at Saskatchewan	W, 1-0	0	0	0	1	.000	1	1.000	0	0	0	0	0-0	0	0	32
09/18/2022	at Regina	W, 4-0	0	1	1	1	.000	0	.000	0	0	0	0	0-0	0	0	90
09/23/2022	at Thompson Rivers	T, 0-0	0	0	0	0	-	0	-	0	0	0	0	0-0	0	0	71
09/24/2022	at UBC Okanagan	W, 2-0	0	0	0	0	-	0	-	0	0	0	0	0-0	0	0	57
09/30/2022	Calgary	W, 3-1	1	0	1	1	1.000	1	1.000	0	0	0	0	0-0	0	0	90
10/01/2022	UNBC	T, 1-1	0	0	0	4	.000	2	.500	0	0	0	0	0-0	0	0	78
10/07/2022	UFV	W, 1-0	0	0	0	2	.000	1	.500	0	0	0	0	0-0	0	0	86
10/09/2022	at UFV	W, 3-1	1	0	1	4	.250	3	.750	0	0	0	0	0-0	0	0	90
10/14/2022	at UBC	L, 3-0	0	0	0	0	-	0	-	0	0	0	0	0-0	0	0	54
10/15/2022	at Victoria	T, 3-3	0	0	0	0	-	0	-	0	0	0	0	0-0	0	0	73
Totals			2	3	5	21	.095	15	.714	0	0	0	0	0-0	0	0	869

Games Played: 13

Shots per game: 1.6; Goals per game: 0.15

Assists per game: .23; Points per game: .38

#9 Bajpai, Mya

DATE	OPPONENT	SCORE	G	A	PTS	SH	SH%	SOG	SOG%	GW	GT	UA	OT	PK-ATT	YC	RC	MIN
09/09/2022	Lethbridge	W, 8-0	0	0	0	0	-	0	-	0	0	0	0	0-0	0	0	45
09/10/2022	Mount Royal	W, 3-0	0	0	0	0	-	0	-	0	0	0	0	0-0	0	0	65
09/17/2022	at Saskatchewan	W, 1-0	0	0	0	0	-	0	-	0	0	0	0	0-0	0	0	90
09/18/2022	at Regina	W, 4-0	0	0	0	1	.000	1	1.000	0	0	0	0	0-0	0	0	45
09/23/2022	at Thompson Rivers	T, 0-0	0	0	0	0	-	0	-	0	0	0	0	0-0	0	0	90
09/24/2022	at UBC Okanagan	W, 2-0	0	0	0	0	-	0	-	0	0	0	0	0-0	0	0	90
09/30/2022	Calgary	W, 3-1	0	0	0	0	-	0	-	0	0	0	0	0-0	0	0	32
10/01/2022	UNBC	T, 1-1	0	0	0	0	-	0	-	0	0	0	0	0-0	0	0	32
10/09/2022	at UFV	W, 3-1	0	0	0	0	-	0	-	0	0	0	0	0-0	0	0	45
10/14/2022	at UBC	L, 3-0	0	0	0	0	-	0	-	0	0	0	0	0-0	0	0	45
10/15/2022	at Victoria	T, 3-3	0	0	0	0	-	0	-	0	0	0	0	0-0	0	0	45
Totals			0	0	0	1	.000	1	1.000	0	0	0	0	0-0	0	0	624

Games Played: 11

Shots per game: 0.1; Goals per game: 0.00

Assists per game: .00; Points per game: .00

2022 SPARTANS WOMEN'S SOCCER CANADA WEST SILVER

#11 James, Tilly

DATE	OPPONENT	SCORE	G	A	PTS	SH	SH%	SOG	SOG%	GW	GT	UA	OT	PK-ATT	YC	RC	MIN
08/26/2022	Victoria	W, 3-0	0	1	1	4	.000	3	.750	0	0	0	0	0-0	0	0	90
08/27/2022	UBC	L, 2-0	0	0	0	3	.000	0	.000	0	0	0	0	0-0	0	0	90
09/09/2022	Lethbridge	W, 8-0	2	0	2	5	.400	3	.600	1	0	0	0	0-0	0	0	59
09/10/2022	Mount Royal	W, 3-0	1	0	1	2	.500	2	1.000	1	0	0	0	0-0	0	0	90
09/17/2022	at Saskatchewan	W, 1-0	0	0	0	0	-	0	-	0	0	0	0	0-0	0	0	90
09/18/2022	at Regina	W, 4-0	0	1	1	1	.000	0	.000	0	0	0	0	0-0	0	0	90
09/23/2022	at Thompson Rivers	T, 0-0	0	0	0	2	.000	1	.500	0	0	0	0	0-0	0	0	90
09/24/2022	at UBC Okanagan	W, 2-0	2	0	2	5	.400	5	1.000	1	0	0	0	0-0	0	0	90
09/30/2022	Calgary	W, 3-1	0	1	1	2	.000	1	.500	0	0	0	0	0-0	0	0	90
10/01/2022	UNBC	T, 1-1	0	0	0	4	.000	1	.250	0	0	0	0	0-0	0	0	90
10/07/2022	UFV	W, 1-0	0	0	0	3	.000	1	.333	0	0	0	0	0-0	0	0	90
10/09/2022	at UFV	W, 3-1	0	0	0	0	-	0	-	0	0	0	0	0-0	0	0	90
10/14/2022	at UBC	L, 3-0	0	0	0	0	-	0	-	0	0	0	0	0-0	0	0	90
10/15/2022	at Victoria	T, 3-3	0	0	0	0	-	0	-	0	0	0	0	0-0	1	0	50
Totals			5	3	8	31	.161	17	.548	3	0	0	0	0-0	1	0	1189

Games Played: 14

Shots per game: 2.2; Goals per game: 0.36

Assists per game: .21; Points per game: .57

#12 Van den brink, Grace

DATE	OPPONENT	SCORE	G	A	PTS	SH	SH%	SOG	SOG%	GW	GT	UA	OT	PK-ATT	YC	RC	MIN
09/09/2022	Lethbridge	W, 8-0	0	0	0	0	-	0	-	0	0	0	0	0-0	0	0	45
09/10/2022	Mount Royal	W, 3-0	0	0	0	0	-	0	-	0	0	0	0	0-0	0	0	25
09/17/2022	at Saskatchewan	W, 1-0	0	0	0	2	.000	2	1.000	0	0	0	0	0-0	0	0	24
09/18/2022	at Regina	W, 4-0	0	0	0	0	-	0	-	0	0	0	0	0-0	0	0	61
09/23/2022	at Thompson Rivers	T, 0-0	0	0	0	0	-	0	-	0	0	0	0	0-0	0	0	21
09/24/2022	at UBC Okanagan	W, 2-0	0	0	0	0	-	0	-	0	0	0	0	0-0	0	0	46
09/30/2022	Calgary	W, 3-1	0	0	0	0	-	0	-	0	0	0	0	0-0	0	0	6
10/01/2022	UNBC	T, 1-1	0	0	0	0	-	0	-	0	0	0	0	0-0	0	0	26
10/07/2022	UFV	W, 1-0	1	0	1	2	.500	1	.500	1	0	0	0	0-0	0	0	90
10/09/2022	at UFV	W, 3-1	0	0	0	1	.000	0	.000	0	0	0	0	0-0	0	0	49
10/14/2022	at UBC	L, 3-0	0	0	0	1	.000	0	.000	0	0	0	0	0-0	0	0	65
10/15/2022	at Victoria	T, 3-3	0	0	0	2	.000	0	.000	0	0	0	0	0-0	0	0	45
Totals			1	0	1	8	.125	3	.375	1	0	0	0	0-0	0	0	503

Games Played: 12

Shots per game: 0.7; Goals per game: 0.08

Assists per game: .00; Points per game: .08

#14 Dieterich, Makenna

DATE	OPPONENT	SCORE	G	A	PTS	SH	SH%	SOG	SOG%	GW	GT	UA	OT	PK-ATT	YC	RC	MIN
09/09/2022	Lethbridge	W, 8-0	1	0	1	3	.333	2	.667	0	0	0	0	0-0	0	0	31
09/10/2022	Mount Royal	W, 3-0	0	0	0	1	.000	0	.000	0	0	0	0	0-0	0	0	59
09/17/2022	at Saskatchewan	W, 1-0	0	0	0	1	.000	1	1.000	0	0	0	0	0-0	0	0	24
09/18/2022	at Regina	W, 4-0	0	0	0	0	-	0	-	0	0	0	0	0-0	1	0	74
09/23/2022	at Thompson Rivers	T, 0-0	0	0	0	1	.000	0	.000	0	0	0	0	0-0	0	0	50
09/24/2022	at UBC Okanagan	W, 2-0	0	0	0	1	.000	0	.000	0	0	0	0	0-0	0	0	52
09/30/2022	Calgary	W, 3-1	2	0	2	2	1.000	2	1.000	1	0	0	0	0-0	0	0	80
10/01/2022	UNBC	T, 1-1	1	0	1	4	.250	1	.250	0	0	0	0	0-0	0	0	75
10/07/2022	UFV	W, 1-0	0	0	0	2	.000	1	.500	0	0	0	0	0-0	0	0	58
10/09/2022	at UFV	W, 3-1	0	1	1	1	.000	1	1.000	0	0	0	0	0-0	0	0	61
10/14/2022	at UBC	L, 3-0	0	0	0	0	-	0	-	0	0	0	0	0-0	0	0	37
Totals			4	1	5	16	.250	8	.500	1	0	0	0	0-0	1	0	601

Games Played: 11

Shots per game: 1.5; Goals per game: 0.36

Assists per game: .09; Points per game: .45

#15 Stiel, Holland

DATE	OPPONENT	SCORE	G	A	PTS	SH	SH%	SOG	SOG%	GW	GT	UA	OT	PK-ATT	YC	RC	MIN
08/26/2022	Victoria	W, 3-0	0	0	0	1	.000	0	.000	0	0	0	0	0-0	0	0	52
08/27/2022	UBC	L, 2-0	0	0	0	0	-	0	-	0	0	0	0	0-0	0	0	45
09/10/2022	Mount Royal	W, 3-0	1	1	2	4	.250	1	.250	0	0	0	0	0-0	0	0	45
09/17/2022	at Saskatchewan	W, 1-0	0	0	0	2	.000	1	.500	0	0	0	0	0-0	0	0	45
09/18/2022	at Regina	W, 4-0	0	0	0	0	-	0	-	0	0	0	0	0-0	0	0	8
09/23/2022	at Thompson Rivers	T, 0-0	0	0	0	2	.000	1	.500	0	0	0	0	0-0	0	0	48
09/24/2022	at UBC Okanagan	W, 2-0	0	0	0	0	-	0	-	0	0	0	0	0-0	0	0	27
09/30/2022	Calgary	W, 3-1	0	0	0	0	-	0	-	0	0	0	0	0-0	0	0	20
10/01/2022	UNBC	T, 1-1	0	0	0	1	.000	0	.000	0	0	0	0	0-0	0	0	25
10/07/2022	UFV	W, 1-0	0	0	0	3	.000	3	1.000	0	0	0	0	0-0	0	0	36
10/09/2022	at UFV	W, 3-1	0	0	0	0	-	0	-	0	0	0	0	0-0	0	0	29
10/14/2022	at UBC	L, 3-0	0	0	0	0	-	0	-	0	0	0	0	0-0	0	0	39
10/15/2022	at Victoria	T, 3-3	2	0	2	2	1.000	2	1.000	0	0	0	0	0-0	0	0	46
Totals			3	1	4	15	.200	8	.533	0	0	0	0	0-0	0	0	465

Games Played: 13

Shots per game: 1.2; Goals per game: 0.23

Assists per game: .08; Points per game: .31

2022 SPARTANS WOMEN'S SOCCER CANADA WEST SILVER

#16 Dunn, Anna

DATE	OPPONENT	SCORE	G	A	PTS	SH	SH%	SOG	SOG%	GW	GT	UA	OT	PK-ATT	YC	RC	MIN
08/26/2022	Victoria	W, 3-0	0	0	0	4	.000	1	.250	0	0	0	0	0-0	0	0	90
08/27/2022	UBC	L, 2-0	0	0	0	3	.000	1	.333	0	0	0	0	0-0	0	0	90
09/17/2022	at Saskatchewan	W, 1-0	0	0	0	3	.000	1	.333	0	0	0	0	0-0	0	0	90
09/18/2022	at Regina	W, 4-0	2	0	2	2	1.000	2	1.000	1	0	0	0	1-1	1	0	90
09/23/2022	at Thompson Rivers	T, 0-0	0	0	0	0	-	0	-	0	0	0	0	0-0	0	0	90
09/24/2022	at UBC Okanagan	W, 2-0	0	0	0	1	.000	0	.000	0	0	0	0	0-0	0	0	45
09/30/2022	Calgary	W, 3-1	0	0	0	5	.000	3	.600	0	0	0	0	0-0	0	0	90
10/01/2022	UNBC	T, 1-1	0	0	0	3	.000	1	.333	0	0	0	0	0-0	0	0	90
Totals			2	0	2	21	.095	9	.429	1	0	0	0	1-1	1	0	675

Games Played: 8

Shots per game: 2.6; Goals per game: 0.25

Assists per game: .00; Points per game: .25

#17 Field, Charity

DATE	OPPONENT	SCORE	G	A	PTS	SH	SH%	SOG	SOG%	GW	GT	UA	OT	PK-ATT	YC	RC	MIN
08/26/2022	Victoria	W, 3-0	0	0	0	0	-	0	-	0	0	0	0	0-0	0	0	20
08/27/2022	UBC	L, 2-0	0	0	0	0	-	0	-	0	0	0	0	0-0	0	0	71
09/09/2022	Lethbridge	W, 8-0	1	0	1	1	1.000	1	1.000	0	0	0	0	0-0	0	0	45
09/10/2022	Mount Royal	W, 3-0	0	0	0	2	.000	0	.000	0	0	0	0	0-0	0	0	33
09/17/2022	at Saskatchewan	W, 1-0	0	0	0	1	.000	0	.000	0	0	0	0	0-0	0	0	23
09/23/2022	at Thompson Rivers	T, 0-0	0	0	0	0	-	0	-	0	0	0	0	0-0	0	0	19
09/24/2022	at UBC Okanagan	W, 2-0	0	0	0	0	-	0	-	0	0	0	0	0-0	0	0	28
09/30/2022	Calgary	W, 3-1	0	1	1	1	.000	1	1.000	0	0	0	0	0-0	0	0	27
10/07/2022	UFV	W, 1-0	0	0	0	1	.000	1	1.000	0	0	0	0	0-0	0	0	45
10/09/2022	at UFV	W, 3-1	1	1	2	2	.500	2	1.000	0	0	0	0	0-0	0	0	57
10/14/2022	at UBC	L, 3-0	0	0	0	3	.000	2	.667	0	0	0	0	0-0	0	0	90
10/15/2022	at Victoria	T, 3-3	0	0	0	2	.000	2	1.000	0	0	0	0	0-0	0	0	72
Totals			2	2	4	13	.154	9	.692	0	0	0	0	0-0	0	0	530

Games Played: 12

Shots per game: 1.1; Goals per game: 0.17

Assists per game: .17; Points per game: .33

#18 Crowther, Sophie

DATE	OPPONENT	SCORE	G	A	PTS	SH	SH%	SOG	SOG%	GW	GT	UA	OT	PK-ATT	YC	RC	MIN
08/26/2022	Victoria	W, 3-0	0	1	1	3	.000	1	.333	0	0	0	0	0-0	0	0	83
08/27/2022	UBC	L, 2-0	0	0	0	8	.000	4	.500	0	0	0	0	0-0	0	0	90
09/09/2022	Lethbridge	W, 8-0	1	1	2	4	.250	3	.750	0	0	0	0	0-0	0	0	57
09/10/2022	Mount Royal	W, 3-0	0	1	1	2	.000	0	.000	0	0	0	0	0-0	0	0	76
09/17/2022	at Saskatchewan	W, 1-0	0	1	1	1	.000	0	.000	0	0	0	0	0-0	0	0	86
09/18/2022	at Regina	W, 4-0	0	0	0	0	-	0	-	0	0	0	0	0-0	0	0	45
09/23/2022	at Thompson Rivers	T, 0-0	0	0	0	1	.000	0	.000	0	0	0	0	0-0	0	0	90
09/24/2022	at UBC Okanagan	W, 2-0	0	0	0	0	-	0	-	0	0	0	0	0-0	0	0	76
09/30/2022	Calgary	W, 3-1	0	1	1	1	.000	0	.000	0	0	0	0	0-0	0	0	84
10/01/2022	UNBC	T, 1-1	0	0	0	6	.000	5	.833	0	0	0	0	0-0	0	0	90
10/07/2022	UFV	W, 1-0	0	1	1	4	.000	3	.750	0	0	0	0	0-0	0	0	90
10/09/2022	at UFV	W, 3-1	1	0	1	3	.333	2	.667	1	0	0	0	0-0	0	0	90
10/14/2022	at UBC	L, 3-0	0	0	0	0	-	0	-	0	0	0	0	0-0	0	0	82
10/15/2022	at Victoria	T, 3-3	0	2	2	2	.000	1	.500	0	0	0	0	0-0	0	0	90
Totals			2	8	10	35	.057	19	.543	1	0	0	0	0-0	0	0	1129

Games Played: 14

Shots per game: 2.5; Goals per game: 0.14

Assists per game: .57; Points per game: .71

#19 Vance, Jessica

DATE	OPPONENT	SCORE	G	A	PTS	SH	SH%	SOG	SOG%	GW	GT	UA	OT	PK-ATT	YC	RC	MIN
08/26/2022	Victoria	W, 3-0	0	0	0	0	-	0	-	0	0	0	0	0-0	0	0	90
08/27/2022	UBC	L, 2-0	0	0	0	0	-	0	-	0	0	0	0	0-0	0	0	90
09/09/2022	Lethbridge	W, 8-0	0	0	0	3	.000	0	.000	0	0	0	0	0-0	0	0	90
09/10/2022	Mount Royal	W, 3-0	0	0	0	1	.000	1	1.000	0	0	0	0	0-0	0	0	90
09/17/2022	at Saskatchewan	W, 1-0	0	0	0	0	-	0	-	0	0	0	0	0-0	0	0	90
09/18/2022	at Regina	W, 4-0	0	0	0	2	.000	1	.500	0	0	0	0	0-0	0	0	68
09/23/2022	at Thompson Rivers	T, 0-0	0	0	0	0	-	0	-	0	0	0	0	0-0	0	0	90
09/24/2022	at UBC Okanagan	W, 2-0	0	0	0	2	.000	1	.500	0	0	0	0	0-0	0	0	90
09/30/2022	Calgary	W, 3-1	0	0	0	0	-	0	-	0	0	0	0	0-0	0	0	90
10/01/2022	UNBC	T, 1-1	0	0	0	1	.000	1	1.000	0	0	0	0	0-0	0	0	90
10/07/2022	UFV	W, 1-0	0	0	0	1	.000	1	1.000	0	0	0	0	0-0	0	0	90
10/09/2022	at UFV	W, 3-1	0	0	0	3	.000	1	.333	0	0	0	0	0-0	0	0	90
10/14/2022	at UBC	L, 3-0	0	0	0	0	-	0	-	0	0	0	0	0-0	0	0	45
Totals			0	0	0	13	.000	6	.462	0	0	0	0	0-0	0	0	1103

Games Played: 13

Shots per game: 1.0; Goals per game: 0.00

Assists per game: .00; Points per game: .00

2022 SPARTANS WOMEN'S SOCCER

CANADA WEST SILVER

#20 Kranjcec, Olivia

DATE	OPPONENT	SCORE	G	A	PTS	SH	SH%	SOG	SOG%	GW	GT	UA	OT	PK-ATT	YC	RC	MIN
08/26/2022	Victoria	W, 3-0	0	0	0	2	.000	2	1.000	0	0	0	0	0-0	0	0	90
08/27/2022	UBC	L, 2-0	0	0	0	0	-	0	-	0	0	0	0	0-0	0	0	55
09/24/2022	at UBC Okanagan	W, 2-0	0	0	0	0	-	0	-	0	0	0	0	0-0	0	0	45
09/30/2022	Calgary	W, 3-1	0	0	0	0	-	0	-	0	0	0	0	0-0	0	0	90
10/01/2022	UNBC	T, 1-1	0	1	1	0	-	0	-	0	0	0	0	0-0	0	0	90
10/07/2022	UFV	W, 1-0	0	0	0	1	.000	0	.000	0	0	0	0	0-0	0	0	90
10/09/2022	at UFV	W, 3-1	0	0	0	0	-	0	-	0	0	0	0	0-0	0	0	90
10/14/2022	at UBC	L, 3-0	0	0	0	0	-	0	-	0	0	0	0	0-0	0	0	90
10/15/2022	at Victoria	T, 3-3	0	0	0	1	.000	0	.000	0	0	0	0	0-0	0	0	90
Totals			0	1	1	4	.000	2	.500	0	0	0	0	0-0	0	0	730

Games Played: 9

Shots per game: 0.4; Goals per game: 0.00

Assists per game: .11; Points per game: .11

#21 Wardrope, Charis

DATE	OPPONENT	SCORE	G	A	PTS	SH	SH%	SOG	SOG%	GW	GT	UA	OT	PK-ATT	YC	RC	MIN
08/26/2022	Victoria	W, 3-0	2	0	2	3	.667	2	.667	1	0	0	0	0-0	0	0	45
08/27/2022	UBC	L, 2-0	0	0	0	3	.000	2	.667	0	0	0	0	0-0	0	0	57
09/09/2022	Lethbridge	W, 8-0	2	0	2	3	.667	2	.667	0	0	0	0	0-0	0	0	45
09/10/2022	Mount Royal	W, 3-0	1	0	1	2	.500	2	1.000	0	0	0	0	0-0	0	0	45
09/17/2022	at Saskatchewan	W, 1-0	1	0	1	2	.500	1	.500	1	0	0	0	0-0	0	0	45
09/18/2022	at Regina	W, 4-0	1	0	1	2	.500	2	1.000	0	0	0	0	0-0	0	0	45
09/23/2022	at Thompson Rivers	T, 0-0	0	0	0	2	.000	0	.000	0	0	0	0	0-0	0	0	42
09/30/2022	Calgary	W, 3-1	0	0	0	1	.000	1	1.000	0	0	0	0	0-0	0	0	20
10/01/2022	UNBC	T, 1-1	0	0	0	1	.000	0	.000	0	0	0	0	0-0	0	0	34
10/07/2022	UFV	W, 1-0	0	0	0	2	.000	0	.000	0	0	0	0	0-0	0	0	30
10/09/2022	at UFV	W, 3-1	0	0	0	1	.000	1	1.000	0	0	0	0	0-0	0	0	29
10/14/2022	at UBC	L, 3-0	0	0	0	0	-	0	-	0	0	0	0	0-0	0	0	36
10/15/2022	at Victoria	T, 3-3	1	1	2	3	.333	1	.333	0	0	0	0	0-0	0	0	68
Totals			8	1	9	25	.320	14	.560	2	0	0	0	0-0	0	0	541

Games Played: 13

Shots per game: 1.9; Goals per game: 0.62

Assists per game: .08; Points per game: .69

#23 Hicks, Theresa

DATE	OPPONENT	SCORE	G	A	PTS	SH	SH%	SOG	SOG%	GW	GT	UA	OT	PK-ATT	YC	RC	MIN
08/26/2022	Victoria	W, 3-0	1	0	1	4	.250	4	1.000	0	0	1	0	0-0	0	0	7
08/27/2022	UBC	L, 2-0	0	0	0	0	-	0	-	0	0	0	0	0-0	0	0	24
09/09/2022	Lethbridge	W, 8-0	0	3	3	3	.000	1	.333	0	0	0	0	0-0	0	0	64
09/10/2022	Mount Royal	W, 3-0	0	0	0	1	.000	1	1.000	0	0	0	0	0-0	0	0	31
09/18/2022	at Regina	W, 4-0	0	0	0	0	-	0	-	0	0	0	0	0-0	0	0	37
09/24/2022	at UBC Okanagan	W, 2-0	0	0	0	0	-	0	-	0	0	0	0	0-0	0	0	31
10/01/2022	UNBC	T, 1-1	0	0	0	0	-	0	-	0	0	0	0	0-0	0	0	1
10/07/2022	UFV	W, 1-0	0	0	0	0	-	0	-	0	0	0	0	0-0	0	0	27
10/09/2022	at UFV	W, 3-1	0	0	0	0	-	0	-	0	0	0	0	0-0	0	0	2
10/14/2022	at UBC	L, 3-0	0	0	0	0	-	0	-	0	0	0	0	0-0	0	0	22
Totals			1	3	4	8	.125	6	.750	0	0	1	0	0-0	0	0	246

Games Played: 10

Shots per game: 0.8; Goals per game: 0.10

Assists per game: .30; Points per game: .40

#24 Bastura, Claire

DATE	OPPONENT	SCORE	G	A	PTS	SH	SH%	SOG	SOG%	GW	GT	UA	OT	PK-ATT	YC	RC	MIN
08/27/2022	UBC	L, 2-0	0	0	0	0	-	0	-	0	0	0	0	0-0	0	0	18
09/09/2022	Lethbridge	W, 8-0	0	0	0	1	.000	1	1.000	0	0	0	0	0-0	0	0	45
10/14/2022	at UBC	L, 3-0	0	0	0	1	.000	0	.000	0	0	0	0	0-0	0	0	20
10/15/2022	at Victoria	T, 3-3	0	0	0	1	.000	0	.000	0	0	0	0	0-0	0	0	40
Totals			0	0	0	3	.000	1	.333	0	0	0	0	0-0	0	0	123

Games Played: 4

Shots per game: 0.8; Goals per game: 0.00

Assists per game: .00; Points per game: .00

2022 SPARTANS WOMEN'S SOCCER

CANADA WEST SILVER

#26 Halldorson, Sierra

DATE	OPPONENT	SCORE	G	A	PTS	SH	SH%	SOG	SOG%	GW	GT	UA	OT	PK-ATT	YC	RC	MIN
08/26/2022	Victoria	W, 3-0	0	0	0	1	.000	0	.000	0	0	0	0	0-0	0	0	83
08/27/2022	UBC	L, 2-0	0	0	0	2	.000	1	.500	0	0	0	0	0-0	0	0	90
09/09/2022	Lethbridge	W, 8-0	1	1	2	2	.500	1	.500	0	0	0	0	1-1	0	0	90
09/10/2022	Mount Royal	W, 3-0	0	1	1	1	.000	1	1.000	0	0	0	0	0-0	1	0	65
09/17/2022	at Saskatchewan	W, 1-0	0	0	0	1	.000	0	.000	0	0	0	0	0-0	1	0	90
09/18/2022	at Regina	W, 4-0	1	0	1	1	1.000	1	1.000	0	0	1	0	0-0	0	0	58
09/23/2022	at Thompson Rivers	T, 0-0	0	0	0	2	.000	2	1.000	0	0	0	0	0-0	0	0	90
09/24/2022	at UBC Okanagan	W, 2-0	0	2	2	0	-	0	-	0	0	0	0	0-0	0	0	90
09/30/2022	Calgary	W, 3-1	0	0	0	0	-	0	-	0	0	0	0	0-0	0	0	86
10/01/2022	UNBC	T, 1-1	0	0	0	2	.000	1	.500	0	0	0	0	0-0	1	0	90
10/09/2022	at UFV	W, 3-1	0	1	1	1	.000	1	1.000	0	0	0	0	0-0	0	0	88
10/14/2022	at UBC	L, 3-0	0	0	0	0	-	0	-	0	0	0	0	0-0	0	0	70
10/15/2022	at Victoria	T, 3-3	0	0	0	0	-	0	-	0	0	0	0	0-0	0	0	90
Totals			2	5	7	13	.154	8	.615	0	0	1	0	1-1	3	0	1080

Games Played: 13

Shots per game: 1.0; Goals per game: 0.15

Assists per game: .38; Points per game: .54

#35 Miller, Hannah

DATE	OPPONENT	SCORE	MINUTES	GA	GA AVG	SAVES	SAVE%	W	L	T	SHO
08/26/2022	Victoria	W, 3-0	90:00	0	0.00	1	1.000	1	0	0	1
08/27/2022	UBC	L, 2-0	90:00	2	2.00	1	.333	0	1	0	0
09/09/2022	Lethbridge	W, 8-0	45:00	0	0.00	2	1.000	1	0	0	0
09/10/2022	Mount Royal	W, 3-0	90:00	0	0.00	1	1.000	1	0	0	1
09/17/2022	at Saskatchewan	W, 1-0	90:00	0	0.00	5	1.000	1	0	0	1
09/18/2022	at Regina	W, 4-0	90:00	0	0.00	2	1.000	1	0	0	1
09/23/2022	at Thompson Rivers	T, 0-0	90:00	0	0.00	2	1.000	0	0	1	1
09/24/2022	at UBC Okanagan	W, 2-0	90:00	0	0.00	0	-	1	0	0	1
09/30/2022	Calgary	W, 3-1	90:00	1	1.00	3	.750	1	0	0	0
10/01/2022	UNBC	T, 1-1	90:00	1	1.00	0	.000	0	0	1	0
10/07/2022	UFV	W, 1-0	90:00	0	0.00	0	-	1	0	0	1
10/09/2022	at UFV	W, 3-1	90:00	1	1.00	4	.800	1	0	0	0
10/14/2022	at UBC	L, 3-0	90:00	3	3.00	1	.250	0	1	0	0

Trinity Western Individual Season/Career Statistics (End of Season) Conference games

SEASON

CAREER

##	Player	gp-gs	g	a	pts	sh	sh%	qw	pk-att	gp-gs	g	a	pts	sh	sh%	qw	pk-att
2	Jaidyn Jackson	3-0	0	0	0	1	.000	0	0-0	• 3-0	0	0	0	1	.000	0	0-0
4	Danielle Cooper	13-12	0	0	0	0	.000	0	0-0	• 14-12	0	0	0	0	.000	0	0-0
5	Aliya Coy	12-10	0	0	0	2	.000	0	0-0	• 70-62	0	5	5	14	.000	0	0-0
6	Kylie Hendricks	10-4	0	0	0	1	.000	0	0-0	• 13-4	0	0	0	1	.000	0	0-0
8	Maddie Melnychuk	13-10	2	3	5	21	.095	0	0-0	• 40-30	7	6	13	48	.146	1	0-0
9	Mya Bajpai	11-7	0	0	0	1	.000	0	0-0	• 13-8	0	0	0	2	.000	0	0-0
11	Tilly James	14-14	5	3	8	31	.161	3	0-0	• 35-35	8	3	11	43	.186	4	0-0
12	Grace Van den brink	12-5	1	0	1	8	.125	1	0-0	• 40-14	2	3	5	27	.074	1	0-0
14	Makenna Dieterich	11-10	4	1	5	16	.250	1	0-0	• 42-29	8	6	14	48	.167	3	0-0
15	Holland Stiel	13-1	3	1	4	15	.200	0	0-0	• 32-5	6	3	9	24	.250	1	0-0
16	Anna Dunn	8-8	2	0	2	21	.095	1	1-1	• 27-25	13	9	22	63	.206	5	1-1
17	Charity Field	12-4	2	2	4	13	.154	0	0-0	• 15-7	3	2	5	19	.158	0	0-0
18	Sophie Crowther	14-14	2	8	10	35	.057	1	0-0	• 16-16	2	12	14	40	.050	1	0-0
19	Jessica Vance	13-13	0	0	0	13	.000	0	0-0	• 31-28	0	1	1	13	.000	0	0-0
20	Olivia Kranjcec	9-8	0	1	1	4	.000	0	0-0	• 27-25	0	1	1	14	.000	0	0-0
21	Charis Wardrope	13-4	8	1	9	25	.320	1	0-0	• 16-7	11	1	12	33	.333	2	0-0
23	Theresa Hicks	10-3	1	3	4	8	.125	0	0-0	• 14-3	1	3	4	9	.111	0	0-0
24	Claire Bastura	4-0	0	0	0	3	.000	0	0-0	• 8-2	0	0	0	4	.000	0	0-0
26	Sierra Halldorson	13-13	2	5	7	13	.154	0	1-1	• 68-52	4	15	19	44	.091	0	1-2
Total		144	32	28	60	231	.139	8	2-2								
Opponents		144	11	9	20	76	.145	2	0-1								

##	Goalie	gp-gs	minutes	ga	gaavg	saves	pct	w	l	t	sho	shots faced
1	Yasmine Pahal	1-0	45:00	0	0.00	0	.000	0	0	0	0	0
Career totals		1-0	45:00	0	0.00	0	.000	0	0	0	0	0
35	Hannah Miller	14-14	1215:00	11	0.81	24	.686	0	0	0	6	35
Career totals		54-50	4580:00	35	0.69	143	.803	20	2	1	26	244
Total		14	1260:00	11	0.79	24	.686	0	0	0	8	35
Opponents		14	1260:00	32	2.29	91	.740	0	0	0	3	124



2022 SPARTANS WOMEN'S SOCCER CANADA WEST SILVER





Spartans Women's Soccer 2022 Canada West Match Results



2022 SPARTANS WOMEN'S SOCCER

CANADA WEST SILVER

Soccer Box Score (Final)

2022 TWU Spartans Women's Soccer

Victoria vs Trinity Western (8/26/2022 at Langley, BC)

Victoria (, 0-0-0) vs.
Trinity Western (, 0-0-0)
Date: 8/26/2022 • Attendance: 275
Weather: 19c, cloudy, s5km/h

Po #	Player	Sh	SO	G	A
gk 1	Kayley Lidstone	-	-	-	-
d 5	Kara Skirzyk	-	-	-	-
f 7	Emma Dewit	-	-	-	-
d 9	Dani Cottécaute	-	-	-	-
d 11	Rheana Desjardins	-	-	-	-
mf 13	Isabel Lambert	1	1	-	-
d 18	Tess Vande Vegte	-	-	-	-
d 19	Abby MacKenzie	-	-	-	-
mf 20	Emma Skalik	-	-	-	-
f 23	Erin Jensen	2	-	-	-
f 28	Ruby Nicholas	-	-	-	-
-- Substitutes --					
2	Tia Gilmour	-	-	-	-
12	Jamie Verhul	-	-	-	-
16	Kiera Howanec	1	-	-	-
24	Isabella Paccani	-	-	-	-
25	Sophie Finngarson	-	-	-	-
30	Tannis McKay	-	-	-	-
Totals					

#	Goalkeepers	Min	GA	Saves
1	Kayley Lidstone	90:00	3	13

Shots by period	1	2	Total
Victoria	2	2	4
Trinity Western	13	13	26

Corner kicks	1	2	Total
Victoria	2	0	2
Trinity Western	8	7	15

Scoring summary:

No.	Time	Team	Goal scorer	Assist	Description
1.	47:35	TWUW	Charis Wardrope (1)	Tilly James	*up RS sqt in box LLC
2.	79:12	TWUW	Charis Wardrope (2)	Sophie Crowther	*in box LRC
3.	90:00	TWUW	Theresa Hicks (1)	(unassisted)	*scramble in box

Cautions and ejections:

Win-Hannah Miller (1-0-0). Loss-Kayley Lidstone (0-1-0).
Stadium: Chase Office Field
Officials: Referee: Marko Ristic; Asst. Referee: Ben Ritzen; John Hutchinson;
Timekeeper: 4th: Amer Ramic; Scorer: Scott Stewart;
Offsides: Victoria 0, Trinity Western 2.

Official's signature

Goals by period	1	2	Total
Victoria	0	0	0
Trinity Western	0	3	3

Po #	Player	Sh	SO	G	A
gk 35	Hannah Miller	-	-	-	-
def 4	Danielle Cooper	-	-	-	-
def 5	Aliya Coy	-	-	-	-
mid8	Maddie Melnychuk	4	3	-	-
def 11	Tilly James	4	3	1	-
for 15	Holland Stiel	1	-	-	-
for 16	Anna Dunn	4	1	-	-
mid18	Sophie Crowther	3	1	-	-
def 19	Jessica Vance	-	-	-	-
mid20	Olivia Kranjcek	2	2	-	-
mid26	Sierra Halldorsen	1	-	-	-
-- Substitutes --					
6	Kylie Hendricks	-	-	-	-
17	Charity Field	-	-	-	-
21	Charis Wardrope	3	2	-	-
23	Theresa Hicks	4	4	1	-
Totals					

#	Goalkeepers	Min	GA	Saves
35	Hannah Miller	90:00	0	1

Saves by period	1	2	Total
Victoria	8	5	13
Trinity Western	1	0	1

Soccer Box Score (Final)

2022 TWU Spartans Women's Soccer

UBC vs Trinity Western (8/27/2022 at Langley, BC)

UBC (5-1-2, 2-0-0) vs.
Trinity Western (3-3-3, 1-1-0)
Date: 8/27/2022 • Attendance: 335
Weather: 20c, pc, s8km/h

Po #	Player	Sh	SO	G	A
gk 1	Sarah Johns	-	-	-	-
mid2	Sophie Damian	1	-	-	-
d 4	Sophia Ferreira	-	-	-	-
d 5	Ella Nuttall-Smith	1	-	-	-
f 8	Emma Hooten	-	-	-	-
f 9	Danielle Steer	1	1	1	-
mid10	Nisa Reehal	3	1	1	-
d 11	Jessica Williams	-	-	-	-
mid19	Katalin Tolnai	-	-	1	-
mid23	Dakota Chan	-	-	-	-
mid29	Janika Sangha	-	-	-	-
-- Substitutes --					
3	Josie Claypool	-	-	-	-
6	Taiya Dennehy	-	-	1	-
7	Vanessa Tome	-	-	-	-
15	Ava Alexander	2	1	-	-
Totals					

#	Goalkeepers	Min	GA	Saves
1	Sarah Johns	90:00	0	8

Shots by period	1	2	Total
UBC	5	3	8
Trinity Western	11	8	19

Corner kicks	1	2	Total
UBC	1	0	1
Trinity Western	3	4	7

Scoring summary:

No.	Time	Team	Goal scorer	Assist	Description
1.	45:00	UBC	Nisa Reehal (3)	Taiya Dennehy	*in box counter LRC
2.	70:08	UBC	Danielle Steer (4)	Katalin Tolnai	*up LS TRC

Cautions and ejections:

YC-TWUW #5 (5:03)

Win-Sarah Johns (2-0-0). Loss-Hannah Miller (1-1-0).
Stadium: Chase Office Field
Officials: Referee: Niko Jecanski; Asst. Referee: Muniel Paran; Kim Green;
Timekeeper: 4th: none; Scorer: Scott Stewart;
Offsides: UBC 3, Trinity Western 1.

Official's signature

Soccer Box Score (Final)

2022 TWU Spartans Women's Soccer

Lethbridge vs Trinity Western (9/9/2022 at Langley, BC)

Lethbridge (0-3-0, 0-3-0) vs.
Trinity Western (2-1-0, 2-1-0)
Date: 9/9/2022 • Attendance: 325
Weather: 26c, cloudy, calm

Po #	Player	Sh	SO	G	A
1	Bridie Harding	-	-	-	-
2	Anneke De Klerk	-	-	-	-
3	Hailey Slobodian	-	-	-	-
8	Lisa Popp	-	-	-	-
9	Lucy Mundy	1	1	-	-
12	Drew Dortman	-	-	-	-
14	Tory Clements	1	1	-	-
16	Kaleigh Harris	-	-	-	-
17	Alexis Bradford	-	-	-	-
20	Kiandra Boulter	-	-	-	-
26	Mercedes Bourgeois	-	-	-	-
-- Substitutes --					
7	Rylie Mooney	-	-	-	-
10	Alexa Evis	-	-	-	-
18	Rebecca McBride	-	-	-	-
Totals					

#	Goalkeepers	Min	GA	Saves
1	Bridie Harding	90:00	8	6

Shots by period	1	2	Total
Lethbridge	2	0	2
Trinity Western	15	10	25

Corner kicks	1	2	Total
Lethbridge	0	0	0
Trinity Western	7	6	13

Scoring summary:

No.	Time	Team	Goal scorer	Assist	Description
1.	3:46	TWUW	Tilly James (1)	Theresa Hicks	*short pass in bx LLC
2.	7:33	TWUW	Makenna Dieterich (1)	Sophie Crowther	*L to R in bx LLC
3.	12:31	TWUW	Sierra Halldorsen (1)	(unassisted)	*PK goal
4.	24:45	TWUW	Tilly James (2)	Theresa Hicks	*touch pass in box LLC
5.	54:20	TWUW	Charis Wardrope (3)	Maddie Melnychuk	*Rtl. in box LLC
6.	57:56	TWUW	Charis Wardrope (4)	Theresa Hicks	*in box LLC
7.	75:06	TWUW	Charity Field (1)	Maddie Melnychuk	*
8.	78:20	TWUW	Sophie Crowther (1)	Sierra Halldorsen	*in box LLC

Cautions and ejections:

YC-LETH #2 (12:28)

Win-Hannah Miller (2-1-0). Loss-Bridie Harding (0-3-0).
Stadium: Chase Office Field
Officials: Referee: Ben Ritzen; Asst. Referee: Munial Paran; Ben Anthony;
Timekeeper: 4th Andy Pinter; Scorer: Scott Stewart;
Offsides: Lethbridge 0, Trinity Western 4.

Official's signature

Soccer Box Score (Final)

2022 TWU Spartans Women's Soccer

Mount Royal vs Trinity Western (9/10/2022 at Langley, BC)

Mount Royal (2-1-1, 2-1-1) vs.
Trinity Western (5-3-3, 3-1-0)
Date: 9/10/2022 • Attendance: 270
Weather: 30c, smoke, sw8km/h

Po #	Player	Sh	SO	G	A
gk 22	Lizzy Knight	-	-	-	-
f 2	Catrina McFadden	1	-	-	-
d 4	Sydney Danielewicz	-	-	-	-
d 5	Jamie Rovere	1	-	-	-
d 8	Alex Watson	-	-	-	-
m 10	Bethany Middlemass	1	1	-	-
d 11	Isabella Chirico	-	-	-	-
m 16	Monet Alonso-Cruz	-	-	-	-
d 18	Natasha Fourlas	-	-	-	-
m 27	Ashton Haycock	-	-	-	-
d 29	Sophie Kinghorn	-	-	-	-
-- Substitutes --					
7	Zyna Centeno	1	-	-	-
15	Kareena Kassam	-	-	-	-
17	Lorena Marano	1	-	-	-
24	Bryn Barrett	-	-	-	-
Totals					

#	Goalkeepers	Min	GA	Saves
22	Lizzy Knight	90:00	3	9

Shots by period	1	2	Total
Mount Royal	1	4	5
Trinity Western	9	12	21

Corner kicks	1	2	Total
Mount Royal	1	0	1
Trinity Western	4	6	10

Scoring summary:

No.	Time	Team	Goal scorer	Assist	Description
1.	23:07	TWUW	Tilly James (3)	Sophie Crowther	*pass in bx LLC
2.	46:17	TWUW	Charis Wardrope (5)	Holland Stiel	*in box LRC
3.	57:10	TWUW	Holland Stiel (1)	Sierra Halldorsen	*in bx RS

Cautions and ejections:

YC-MRU #16 (18:04); YC-TWUW #26 (31:44)

Win-Hannah Miller (3-1-0). Loss-Lizzy Knight (0-1-1).
Stadium: Chase Office Field
Officials: Referee: Quentin Benetti; Asst. Referee: Ben Anthony; Andrea Brizuela;
Timekeeper: 4th: Kim Green; Scorer: Scott Stewart;
Offsides: Mount Royal 0, Trinity Western 3.

Official's signature

Soccer Box Score (Final)
2022 TWU Spartans Women's Soccer
Trinity Western vs Saskatchewan (9/17/2022 at Saskatoon, SK)

Trinity Western (4-1-0, 4-1-0) vs.
 Saskatchewan (2-2-2, 2-2-2)
 Date: 9/17/2022 • Attendance: 350
 Weather: 16C, Cloudy

Po #	Player	Sh	SO	G	A
gk 35	Hannah Miller	-	-	-	-
def 4	Danielle Cooper	-	-	-	-
def 5	Aliya Coy	1	1	-	-
mid6	Kylie Hendricks	-	-	-	-
def 9	Mya Bajpai	-	-	-	-
def 11	Tilly James	-	-	-	-
for 16	Anna Dunn	3	1	-	-
mid18	Sophie Crowther	1	-	1	-
def 19	Jessica Vance	-	-	-	-
for 21	Charis Wardrope	2	1	1	-
mid26	Sierra Halldorson	1	-	-	-
-- Substitutes --					
8	Maddie Melnychuk	1	1	-	-
12	Grace Van den brink	2	2	-	-
14	Makenna Dieterich	1	1	-	-
15	Holland Stiel	2	1	-	-
17	Charity Field	1	-	-	-
Totals		15	8	1	1

#	Goalkeepers	Min	GA	Saves
35	Hannah Miller	90:00	0	5

Shots by period	1	2	Total
Trinity Western	7	8	15
Saskatchewan	4	5	9

Corner kicks	1	2	Total
Trinity Western	3	3	6
Saskatchewan	0	1	1

Scoring summary:

No.	Time	Team	Goal scorer	Assist	Description
1.	28:55	TWUW	Charis Wardrope (6)	Sophie Crowther	*

Cautions and ejections:

YC-SASK #10 (67:00); YC-TWUW #4 (83:16); YC-TWUW #26 (90:00)

Win-Hannah Miller (4-1-0). Loss-Nadia Kalyar (1-2-2).

Stadium: Griffiths Stadium

Officials: Referee: Alex McCreavey; Asst. Referee: Nicholas Calabria; Liam Burgess;

Timekeeper: Shukwia Tajik; Scorer: Justen Saini;

Offsides: Trinity Western 2, Saskatchewan 1.

Official's signature

Soccer Box Score (Final)
2022 TWU Spartans Women's Soccer
Trinity Western vs Thompson Rivers (9/23/2022 at Kamloops, BC)

Trinity Western (5-1-1, 5-1-1) vs.
 Thompson Rivers (3-2-2, 3-2-2)
 Date: 9/23/2022 • Attendance: 343
 Weather: 18 degrees cloudy

Po #	Player	Sh	SO	G	A
gk 35	Hannah Miller	-	-	-	-
def 5	Aliya Coy	-	-	-	-
mid8	Maddie Melnychuk	-	-	-	-
def 9	Mya Bajpai	-	-	-	-
def 11	Tilly James	2	1	-	-
for 14	Makenna Dieterich	1	-	-	-
for 16	Anna Dunn	-	-	-	-
mid18	Sophie Crowther	1	-	-	-
def 19	Jessica Vance	-	-	-	-
for 21	Charis Wardrope	2	-	-	-
mid26	Sierra Halldorson	2	2	-	-
-- Substitutes --					
6	Kylie Hendricks	-	-	-	-
12	Grace Van den brink	-	-	-	-
15	Holland Stiel	2	1	-	-
17	Charity Field	-	-	-	-
Totals		10	4	0	0

#	Goalkeepers	Min	GA	Saves
35	Hannah Miller	90:00	0	2

Shots by period	1	2	Total
Trinity Western	4	6	10
Thompson Rivers	4	2	6

Corner kicks	1	2	Total
Trinity Western	2	9	11
Thompson Rivers	1	0	1

Scoring summary:

No.	Time	Team	Goal scorer	Assist	Description
-----	------	------	-------------	--------	-------------

Cautions and ejections:

Trinity Western-Hannah Miller (5-1-1). Thompson Rivers-Marissa Young (3-2-2).

Stadium: Hillside Stadium

Officials: Referee: Victoria Warner; Asst. Referee: Heather Lloyd; Dylan Hanson;

Timekeeper: Christian Gayler; Scorer: Christian Gayler;

Offsides: Trinity Western 2, Thompson Rivers 0.

Official's signature

Soccer Box Score (Final)
2022 TWU Spartans Women's Soccer
Trinity Western vs Regina (9/18/2022 at Regina, SK)

Trinity Western (5-1-0, 5-1-0) vs.
 Regina (0-3-3, 0-3-3)
 Date: 9/18/2022 • Attendance: 135
 Weather: 18 C, sunny, wind WNW 13 km/h

Po #	Player	Sh	SO	G	A
gk 35	Hannah Miller	-	-	-	-
def 4	Danielle Cooper	-	-	-	-
def 5	Aliya Coy	-	-	-	-
mid8	Maddie Melnychuk	1	-	1	-
def 11	Tilly James	1	-	1	-
mid12	Grace Van den brink	-	-	-	-
for 14	Makenna Dieterich	-	-	-	-
for 16	Anna Dunn	2	2	2	-
mid18	Sophie Crowther	-	-	-	-
def 19	Jessica Vance	2	1	-	-
mid26	Sierra Halldorson	1	1	1	-
-- Substitutes --					
2	Jaidyn Jackson	-	-	-	-
6	Kylie Hendricks	-	-	-	-
9	Mya Bajpai	1	1	-	-
15	Holland Stiel	-	-	-	-
21	Charis Wardrope	2	2	1	-
23	Theresa Hicks	-	-	-	-
Totals		10	7	4	2

#	Goalkeepers	Min	GA	Saves
35	Hannah Miller	90:00	0	2

Shots by period	1	2	Total
Trinity Western	4	6	10
Regina	1	2	3

Corner kicks	1	2	Total
Trinity Western	3	4	7
Regina	1	0	1

Scoring summary:

No.	Time	Team	Goal scorer	Assist	Description
1.	34:44	TWUW	Anna Dunn (1)	Tilly James	*Scored following free kick
2.	45:00	TWUW	Anna Dunn (2)	(unassisted)	
3.	51:00	TWUW	Charis Wardrope (7)	Maddie Melnychuk	*shot off cross from right
4.	54:10	TWUW	Sierra Halldorson (2)	(unassisted)	*Free kick from 35 yards out

Cautions and ejections:

YC-REGINA #10 (32:00); YC-TWUW #16 (34:38); YC-TWUW #14 (88:33)

Win-Hannah Miller (5-1-0). Loss-Allyson Ford (0-2-2).

Stadium: U of R Field

Officials: Referee: Nadia Kuntz; Asst. Referee: Steven Pollock; Mingyang Shen;

Timekeeper: Nicola Pollock; Scorer: Braden Konschuh;

Offsides: Trinity Western 3, Regina 0.

Official's signature

Soccer Box Score (Final)
2022 TWU Spartans Women's Soccer
Trinity Western vs UBC Okanagan (9/24/2022 at Kelowna, BC)

Trinity Western (6-1-1, 6-1-1) vs.
 UBC Okanagan (2-4-2, 2-4-2)
 Date: 9/24/2022 • Attendance: 200
 Weather: Sunny, 22 C

Po #	Player	Sh	SO	G	A
gk 35	Hannah Miller	-	-	-	-
def 4	Danielle Cooper	-	-	-	-
def 5	Aliya Coy	-	-	-	-
def 9	Mya Bajpai	-	-	-	-
def 11	Tilly James	5	5	2	-
mid12	Grace Van den brink	-	-	-	-
for 14	Makenna Dieterich	1	-	-	-
for 16	Anna Dunn	1	-	-	-
mid18	Sophie Crowther	-	-	-	-
def 19	Jessica Vance	2	1	-	-
mid26	Sierra Halldorson	-	-	2	-
-- Substitutes --					
8	Maddie Melnychuk	-	-	-	-
15	Holland Stiel	-	-	-	-
17	Charity Field	-	-	-	-
20	Olivia Kranjcek	-	-	-	-
23	Theresa Hicks	-	-	-	-
Totals		9	6	2	2

#	Goalkeepers	Min	GA	Saves
35	Hannah Miller	90:00	0	0

Shots by period	1	2	Total
Trinity Western	5	4	9
UBC Okanagan	0	1	1

Corner kicks	1	2	Total
Trinity Western	7	4	11
UBC Okanagan	0	1	1

Scoring summary:

No.	Time	Team	Goal scorer	Assist	Description
1.	32:46	TWUW	Tilly James (4)	Sierra Halldorson	*4th season goal
2.	88:26	TWUW	Tilly James (5)	Sierra Halldorson	*5th season goal

Cautions and ejections:

Win-Hannah Miller (6-1-1). Loss-Molly Race (2-4-2).

Stadium: Nonis Field

Officials: Referee: Reid Botwood; Asst. Referee: Megan Sekella; Mark Sladen;

Timekeeper: Kevin Wildford; Scorer: Jamie Howieson;

Offsides: Trinity Western 3, UBC Okanagan 0.

Official's signature

2022 SPARTANS WOMEN'S SOCCER

CANADA WEST SILVER

Soccer Box Score (Final) 2022 TWU Spartans Women's Soccer Calgary vs Trinity Western (9/30/2022 at Langley, BC)

Calgary (8-4-1, 5-3-1) vs.
Trinity Western (9-3-4, 7-1-1)
Date: 9/30/2022 • Attendance: 150
Weather: 19c, clear, SW 6km/hr

Po #	Player	Sh	SO	G	A
gk	30 Caley Leask	-	-	-	-
d	2 Brooklyn Colvin	1	-	-	-
d	3 Mykenna Walker	-	-	-	-
f	4 Rachel Barlow	4	3	1	-
m	5 Jayden Berg	-	-	-	-
m	6 Layla Tarraf	-	-	-	-
d	8 Shyanne Hedges	1	-	-	-
f	10 Erica Mysko	2	1	-	1
f	15 Isabella DiPalma	-	-	-	-
m	21 Emily Yamaguchi-Ku	-	-	-	-
m	23 Sofia DiGiacomo	-	-	-	-
-- Substitutes --					
	7 Grace Moore	-	-	-	-
	9 Alison Pedersen	-	-	-	-
	12 Alison Brust	-	-	-	-
	18 Julia Fox	-	-	-	-
	22 Maddy Murray	-	-	-	-
Totals		8	4	1	1

#	Goalkeepers	Min	GA	Saves
30	Caley Leask	90:00	3	6

Shots by period	1	2	Total
Calgary	5	3	8
Trinity Western	6	7	13

Corner kicks	1	2	Total
Calgary	0	1	1
Trinity Western	2	2	4

Scoring summary:

No.	Time	Team	Goal scorer	Assist	Description
1.	0:22	CALGARY	Rachel Barlow (5)	Erica Mysko	* up right, pass cross box
2.	48:20	TWUW	Makenna Dieterich (2)	Tilly James	*
3.	62:11	TWUW	Makenna Dieterich (3)	Charity Field	*
4.	84:25	TWUW	Maddie Melnychuk (1)	Sophie Crowther	*

Cautions and ejections:

YC-CALGARY #23 (71:31); YC-CALGARY #15 (90:00); YC-CALGARY #TM (90:00)

Win-Hannah Miller (7-1-1). Loss-Caley Leask (4-3-0).

Stadium: Chase Office Field

Officials: Referee: Eray Demirtas; Asst. Referee: Garrett Coombes; Chris Harrop;

Timekeeper: 4th: Chris Brechin; Scorer: Scott Stewart;

Offsides: Calgary 0, Trinity Western 5.

Official's signature

Soccer Box Score (Final) 2022 TWU Spartans Women's Soccer UNBC vs Trinity Western (10/1/2022 at Langley, BC)

UNBC (3-5-2, 3-5-2) vs.
Trinity Western (9-3-5, 7-1-2)
Date: 10/1/2022 • Attendance: 160
Weather: 25c, clear, SW6km/h

Po #	Player	Sh	SO	G	A
gk	35 Brooke Molby	-	-	-	-
d	04 Kalista Kirkness	-	-	-	-
d	06 Mara McCleary	-	-	-	-
f	07 Kjera Hayman	1	-	-	1
f	08 Claire Turner	-	-	-	-
f	10 Paige Payne	1	1	1	-
m	12 Kiana Swift	-	-	-	-
d	14 Kambria Mellum	-	-	-	-
m	17 Lexy Green	-	-	-	-
f	20 Sidney Elliott	-	-	-	-
d	22 Avery Nystedt	-	-	-	-
-- Substitutes --					
	09 Hannah Emmond	-	-	-	-
	15 Sarah Lepine	-	-	-	-
	23 Tabba Ziemke	-	-	-	-
Totals		2	1	1	1

#	Goalkeepers	Min	GA	Saves
35	Brooke Molby	90:00	1	7

Shots by period	1	2	Total
UNBC	1	1	2
Trinity Western	14	12	26

Corner kicks	1	2	Total
UNBC	0	0	0
Trinity Western	4	4	8

Scoring summary:

No.	Time	Team	Goal scorer	Assist	Description
1.	10:21	TWUW	Makenna Dieterich (4)	Olivia Kranjcec	*short pass in box LRC
2.	18:08	UNBC	Paige Payne (7)	Kjera Hayman	*Turnover LRC

Cautions and ejections:

YC-TWUW #26 (66:12)

UNBC-Brooke Molby (1-2-1). Trinity Western-Hannah Miller (7-1-2).

Stadium: Chase Office Field

Officials: Referee: Chris Harrop; Asst. Referee: Quentin Benetti; Liam Abreo;

Timekeeper: 4th: Marko Ristic; Scorer: Scott Stewart;

Offsides: UNBC 2, Trinity Western 5.

Official's signature

Soccer Box Score (Final) 2022 TWU Spartans Women's Soccer UFV vs Trinity Western (10/7/2022 at Langley, BC)

UFV (0-6-5, 0-6-5) vs.
Trinity Western (8-1-2, 8-1-2)
Date: 10/7/2022 • Attendance: 405
Weather: 24c, clear, SW5km/hr

Po #	Player	Sh	SO	G	A
g	1 Joven Sandhu	-	-	-	-
d	2 Sarah Belcher	-	-	-	-
m	4 Jessica Fennell	-	-	-	-
m	6 Hannah Gamble	-	-	-	-
m	8 Sofia Faremo	-	-	-	-
m	11 Halle McCambley	-	-	-	-
d	12 Alanna Sydenham	1	-	-	-
d	13 Maya Cuernier	-	-	-	-
f	17 Luciana Andrews	-	-	-	-
f	23 Amy Connorton	-	-	-	-
m	24 Kayla Tallarico	-	-	-	-
-- Substitutes --					
	21 Jaspreet Deol	-	-	-	-
	27 Jenna Mele	-	-	-	-
Totals		1	0	0	0

#	Goalkeepers	Min	GA	Saves
1	Joven Sandhu	90:00	1	11
TM	Team	0:00	0	1

Shots by period	1	2	Total
UFV	0	1	1
Trinity Western	10	12	22

Corner kicks	1	2	Total
UFV	1	2	3
Trinity Western	4	1	5

Scoring summary:

No.	Time	Team	Goal scorer	Assist	Description
1.	13:26	TWUW	Grace Van den brink (1)	Sophie Crowther	*

Cautions and ejections:

YC-UFV #24 (82:16)

Win-Hannah Miller (8-1-2). Loss-Joven Sandhu (0-3-3).

Stadium: Chase Office Field

Officials: Referee: Louise Reid; Asst. Referee: Angela Pellerin; Nasser Abraham;

Timekeeper: 4th: Andy Pinter; Scorer: Scott Stewart;

Offsides: UFV 1, Trinity Western 2.

Official's signature

Soccer Box Score (Final) 2022 TWU Spartans Women's Soccer Trinity Western vs UFV (10/9/2022 at Abbotsford, BC)

Trinity Western (9-1-2, 9-1-2) vs.
UFV (0-7-5, 0-7-5)
Date: 10/9/2022 • Attendance: 100
Weather: Sunny

Po #	Player	Sh	SO	G	A
gk	35 Hannah Miller	-	-	-	-
d	5 Aliya Coy	-	-	-	-
mid	8 Maddie Melnychuk	4	3	1	-
d	11 Tilly James	-	-	-	-
mid	12 Grace Van den brink	1	-	-	-
for	14 Makenna Dieterich	1	1	1	-
for	17 Charity Field	2	2	1	1
mid	18 Sophie Crowther	3	2	1	-
d	19 Jessica Vance	3	1	-	-
mid	20 Olivia Kranjcec	-	-	-	-
mid	26 Sierra Halldorson	1	1	1	-
-- Substitutes --					
	4 Danielle Cooper	-	-	-	-
	9 Mya Bajpai	-	-	-	-
	15 Holland Stiel	-	-	-	-
	21 Charis Wardrope	1	1	-	-
	23 Theresa Hicks	-	-	-	-
Totals		16	11	3	3

#	Goalkeepers	Min	GA	Saves
35	Hannah Miller	90:00	1	4

Shots by period	1	2	Total
Trinity Western	9	7	16
UFV	4	2	6

Corner kicks	1	2	Total
Trinity Western	4	3	7
UFV	4	0	4

Scoring summary:

No.	Time	Team	Goal scorer	Assist	Description
1.	6:41	TWUW	Charity Field (2)	Makenna Dieterich	*
2.	28:58	UFV	Luciana Andrews (3)	(unassisted)	*
3.	30:19	TWUW	Sophie Crowther (2)	Charity Field	*
4.	87:25	TWUW	Maddie Melnychuk (2)	Sierra Halldorson	*

Cautions and ejections:

Win-Hannah Miller (9-1-2). Loss-Andrea Perkovic (0-4-2).

Stadium: Rotary Stadium

Officials: Referee: Mahmoud Ektaefai; Asst. Referee: Colin Nichol; Nasser Abraham;

Scorer: Marco Ristic;

Offsides: Trinity Western 0, UFV 2.

Official's signature



Soccer Box Score (Final)
2022 TWU Spartans Women's Soccer
Trinity Western vs UBC (10/14/2022 at Vancouver, BC)

Trinity Western (9-2-2, 9-2-2) vs.
UBC (12-1-0, 12-1-0)
Date: 10/14/2022 • Attendance: 198
Weather: Sun/Clouds • 17

Trinity Western				
Po #	Player	Sh	SO	G A
4	Danielle Cooper	-	-	-
8	Maddie Melnychuk	-	-	-
11	Tilly James	-	-	-
12	Grace Van den brink	1	-	-
14	Makenna Dieterich	-	-	-
17	Charity Field	3	2	-
18	Sophie Crowther	-	-	-
19	Jessica Vance	-	-	-
20	Olivia Kranjec	-	-	-
26	Sierra Halldorson	-	-	-
35	Hannah Miller	-	-	-
-- Substitutes --				
6	Kylie Hendricks	1	1	-
9	Mya Bajpai	-	-	-
15	Holland Stiel	-	-	-
21	Charis Wardrope	-	-	-
23	Theresa Hicks	-	-	-
24	Claire Bastura	1	-	-
Totals				

#	Goalkeepers	Min	GA	Saves
35	Hannah Miller	90:00	3	1

Shots by period				1	2	Total
Trinity Western				2	4	6
UBC				6	2	8

Corner kicks				1	2	Total
Trinity Western				2	2	4
UBC				3	2	5

Scoring summary:

No.	Time	Team	Goal scorer	Assist	Description
1.	20:58	UBC	Nisa Keehal (7)	Danielle Steer	*
2.	44:06	UBC	Katalin Tolnai (9)	Danielle Steer	*
3.	50:45	UBC	Nisa Keehal (8)	Jade Taylor-Ryan	*

Cautions and ejections:

Win-Sarah Johns (11-1-0). Loss-Hannah Miller (9-2-2).
Stadium: Thunderbird Stadium
Officials: Referee: Theo Diederichsen; Asst. Referee: Michael Cachio; Laura Rincon;
Timekeeper: O-Lin Metz; Scorer: Dan O'Connor;
Offsides: Trinity Western 0, UBC 4.

Official's signature

Soccer Box Score (Final)
2022 TWU Spartans Women's Soccer
Saskatchewan vs Trinity Western (10/28/2022 at Langley, BC)

Saskatchewan (7-5-3, 7-4-3) vs.
Trinity Western (10-2-3, 9-2-3)
Date: 10/28/2022 • Attendance: 550
Weather: 11 c, cloudy, calm

Saskatchewan				
Po #	Player	Sh	SO	G A
pk 22	Nadia Kalyar	1	-	-
c 2	Caitlin Stove	1	-	-
d 3	Tasia Gabbruch	-	-	-
d 4	Taryn Iszak	-	-	-
f 5	Cassidy Hayward	1	-	-
c 9	Jade Houpman	-	-	-
f 12	Naleya Kobussen	1	1	-
d 20	Jacqueline Reynaud	-	-	-
f 21	Alyssa D'Agnone	-	-	-
d 26	Anna Oliver	-	-	-
f 27	Cheyenne Lehmann	-	-	-
-- Substitutes --				
11	Emily Little	-	-	-
13	Marie Kilcher	-	-	-
14	Amos Madol	-	-	-
16	Hailey Weber	-	-	-
23	Kieran McKercher	-	-	-
Totals				

#	Goalkeepers	Min	GA	Saves
22	Nadia Kalyar	88:36	3	10

Shots by period				1	2	Total
Saskatchewan				3	0	3
Trinity Western				10	13	23

Corner kicks				1	2	Total
Saskatchewan				1	1	2
Trinity Western				4	6	10

Scoring summary:

No.	Time	Team	Goal scorer	Assist	Description
1.	13:27	TWUW	Charis Wardrope (1)	Sophie Crowther	
2.	27:54	TWUW	Charis Wardrope (2)	Sophie Crowther	short pass in box lc
3.	86:00	TWUW	Charity Field (1)	(unassisted)	

Cautions and ejections:

Win-Hannah Miller (1-0-0). Loss-Nadia Kalyar (01-0).
Stadium: Chase Office Field
Officials: Referee: Stephen Lebrechtshaus; Asst. Referee: Angela Pellerin;
Quentin Benetti; Timekeeper: 4th David Di Pasqual; Scorer: Scott Stewart;
Offsides: Saskatchewan 2, Trinity Western 2.

Official's signature

Soccer Box Score (Final)
2022 TWU Spartans Women's Soccer
Trinity Western vs UBC (11/5/2022 at Vancouver, BC)

Trinity Western (2-1-0) vs.
UBC (3-0-0)
Date: 11/5/2022 • Attendance: 450
Weather: Overcast, 3*

Trinity Western				
Po #	Player	Sh	SO	G A
pk 35	Hannah Miller	-	-	-
00	8 Maddie Melnychuk	-	-	-
00	9 Mya Bajpai	1	-	-
00	11 Tilly James	-	-	-
00	14 Makenna Dieterich	-	-	-
00	16 Anna Dunn	-	-	-
17	Charity Field	-	-	-
00	19 Jessica Vance	-	-	-
21	Charis Wardrope	-	-	-
04	24 Claire Bastura	1	-	-
00	26 Sierra Halldorson	3	2	1
-- Substitutes --				
5	Aliya Coy	-	-	-
6	Kylie Hendricks	-	-	-
12	Grace Van den brink	-	-	-
15	Holland Stiel	-	-	-
Totals				

#	Goalkeepers	Min	GA	Saves
35	Hannah Miller	90:00	2	5

Shots by period				1	2	Total
Trinity Western				2	5	7
UBC				5	4	9

Corner kicks				1	2	Total
Trinity Western				1	4	5
UBC				2	1	3

Scoring summary:

No.	Time	Team	Goal scorer	Assist	Description
1.	4:48	UBC	Katalin Tolnai (7)	Sophia Ferreira	
2.	25:07	UBC	Sophie Damian (2)	Emma Hooten	
3.	57:59	TWUW	Sierra Halldorson (1)	Holland Stiel	

Cautions and ejections:

YC-TWUW #TM (45:00); YC-TWUW #8 (90:00)
Win-Sarah Johns (3-0-0). Loss-Hannah Miller (2-1-0).
Stadium: Thunderbird Stadium
Officials: Referee: Sydney Berridge; Asst. Referee: Kelsey Curothers;
Natalie Berry; Timekeeper: Angela Pellerin; Scorer: Dan O'Connor;
Offsides: Trinity Western 2, UBC 2.

Official's signature

Soccer Box Score (Final)
2022 TWU Spartans Women's Soccer
Trinity Western vs Victoria (10/15/2022 at Victoria, BC)

Trinity Western (9-2-3, 9-2-3) vs.
Victoria (4-6-4, 4-6-4)
Date: 10/15/2022 • Attendance: 300
Weather: 20 degrees and sunny

Trinity Western				
Po #	Player	Sh	SO	G A
pk 35	Hannah Miller	-	-	-
def 4	Danielle Cooper	-	-	-
mid 6	Kylie Hendricks	-	-	-
mid 8	Maddie Melnychuk	-	-	-
def 9	Mya Bajpai	-	-	-
def 11	Tilly James	-	-	-
for 17	Charity Field	2	2	-
mid 18	Sophie Crowther	2	1	-
mid 20	Olivia Kranjec	1	-	-
for 21	Charis Wardrope	3	1	1
mid 26	Sierra Halldorson	-	-	-
-- Substitutes --				
5	Aliya Coy	-	-	-
12	Grace Van den brink	2	2	-
15	Holland Stiel	2	2	-
24	Claire Bastura	1	-	-
Totals				

#	Goalkeepers	Min	GA	Saves
35	Hannah Miller	90:00	3	2

Shots by period				1	2	Total
Trinity Western				6	7	13
Victoria				5	8	13

Corner kicks				1	2	Total
Trinity Western				3	2	6
Victoria				2	2	4

Scoring summary:

No.	Time	Team	Goal scorer	Assist	Description
1.	12:48	TWUW	Charis Wardrope (8)	Sophie Crowther	*
2.	16:55	VIC	Emma Dewit (2)	Trinity Ketylis	*
3.	20:08	VIC	Sophie Fingarson (1)	Emma Skalik	*
4.	31:20	TWUW	Holland Stiel (2)	Charis Wardrope	*
5.	36:07	TWUW	Holland Stiel (3)	Sophie Crowther	*
6.	72:50	VIC	Emma Skalik (2)	(unassisted)	*

Cautions and ejections:

YC-TWUW #11 (48:04); YC-TWUW #5 (52:42); YC-VIC #17 (61:32)
Trinity Western-Hannah Miller (9-2-3). Victoria-Kayley Lidstone (4-6-4).
Stadium: Centennial Stadium
Officials: Referee: Kelsey Carrothers; Asst. Referee: Natalie Berry; Ben Clark;
Scorer: Alexis Chevalier;
Offsides: Trinity Western 0, Victoria 0

Soccer Box Score (Final)
2022 TWU Spartans Women's Soccer
Thompson Rivers vs Trinity Western (11/4/2022 at Vancouver, BC)

Thompson Rivers (2-2-0, 0-0-0) vs.
Trinity Western (3-0-0, 0-0-0)
Date: 11/4/2022 • Attendance: 150
Weather: 10c,rain

Thompson Rivers				
Po #	Player	Sh	SO	G A
00	Marissa Young	-	-	-
2	Alexis Virgo	-	-	-
3	Lydia Keating	-	-	-
7	Allie Shiyuk	-	-	-
8	Ainsley Grether	4	4	-
11	Caylah Lemon	1	-	-
12	Raya Rumo	-	-	-
14	Bridget Baird	1	1	-
16	Madeline Trozzo	2	2	-
20	Carmyn Curtis	-	-	-
21	Emily Clark	-	-	-
-- Substitutes --				
6	Bella Geremia	-	-	-
9	Hawan Abdisa	-	-	-
15	Katie Chun	-	-	-
Totals				

#	Goalkeepers	Min	GA	Saves
00	Marissa Young	120:00	2	6

Shots by period				1	2	OT	O2	Total
Thompson Rivers				3	4	0	1	8
Trinity Western				7	4	0	2	13

Corner kicks				1	2	OT	O2	Total
Thompson Rivers				2	0	0	0	2
Trinity Western				3	1	0	0	4

Scoring summary:

No.	Time	Team	Goal scorer	Assist	Description
1.	31:28	TWUW	Charis Wardrope (3)	Sophie Crowther	
2.	65:00	TRU	Carmyn Curtis (3)	Emily Clark	
3.	111:43	TWUW	Holland Stiel (2)	Sophie Crowther	

Cautions and ejections:

YC-TRU #12 (119:15)
Win-Hannah Miller (2-0). Loss-Marissa Young (2-1).
Stadium: Thunderbird Stadium
Officials: Referee: Josh Huevling; Asst. Referee: Candace Brown; Quentin Benetti;
Timekeeper: Sydney Berridge; Scorer: Dan O'Connor;
Offsides: Thompson Rivers 3, Trinity Western 2.

PERIOD: 120:00

2022 SPARTANS WOMEN'S SOCCER CANADA WEST SILVER





Spartans Women's Soccer 2022 Season Leaders/ Game Comparisons



2022 SPARTANS WOMEN'S SOCCER CANADA WEST SILVER

CATEGORY LEADERS - INDIVIDUAL

##	Points	GP	G	A	Pts	Shots
18	Sophie Crowther	14	2	8	10	35
21	Charis Wardrope	13	8	1	9	25
11	Tilly James	14	5	3	8	31
26	Sierra Halldorson	13	2	5	7	13
14	Makenna Dieterich	11	4	1	5	16
8	Maddie Melnychuk	13	2	3	5	21
15	Holland Stiel	13	3	1	4	15
17	Charity Field	12	2	2	4	13
23	Theresa Hicks	10	1	3	4	8
16	Anna Dunn	8	2	0	2	21

##	Goals	GP	G	A	Pts	Shots
21	Charis Wardrope	13	8	1	9	25
11	Tilly James	14	5	3	8	31
14	Makenna Dieterich	11	4	1	5	16
15	Holland Stiel	13	3	1	4	15
26	Sierra Halldorson	13	2	5	7	13
8	Maddie Melnychuk	13	2	3	5	21
17	Charity Field	12	2	2	4	13
18	Sophie Crowther	14	2	8	10	35
16	Anna Dunn	8	2	0	2	21
23	Theresa Hicks	10	1	3	4	8

##	Assists	GP	G	A	Pts	Shots
18	Sophie Crowther	14	2	8	10	35
26	Sierra Halldorson	13	2	5	7	13
11	Tilly James	14	5	3	8	31
8	Maddie Melnychuk	13	2	3	5	21
23	Theresa Hicks	10	1	3	4	8
17	Charity Field	12	2	2	4	13
15	Holland Stiel	13	3	1	4	15
14	Makenna Dieterich	11	4	1	5	16
20	Olivia Kranjcec	9	0	1	1	4
21	Charis Wardrope	13	8	1	9	25

##	Shots	GP	G	A	Shots	Shot%
18	Sophie Crowther	14	2	8	35	.057
11	Tilly James	14	5	3	31	.161
21	Charis Wardrope	13	8	1	25	.320
8	Maddie Melnychuk	13	2	3	21	.095
16	Anna Dunn	8	2	0	21	.095
14	Makenna Dieterich	11	4	1	16	.250
15	Holland Stiel	13	3	1	15	.200
17	Charity Field	12	2	2	13	.154
26	Sierra Halldorson	13	2	5	13	.154
19	Jessica Vance	13	0	0	13	.000

##	Shots on Goal	GP	G	A	Shots	SOG	SOG%
18	Sophie Crowther	14	2	8	35	19	.543
11	Tilly James	14	5	3	31	17	.548
8	Maddie Melnychuk	13	2	3	21	15	.714
21	Charis Wardrope	13	8	1	25	14	.560
16	Anna Dunn	8	2	0	21	9	.429
17	Charity Field	12	2	2	13	9	.692
14	Makenna Dieterich	11	4	1	16	8	.500
15	Holland Stiel	13	3	1	15	8	.533
26	Sierra Halldorson	13	2	5	13	8	.615
19	Jessica Vance	13	0	0	13	6	.462

##	Game-winning Goals	GP	No.
11	Tilly James	14	3
12	Grace Van den brink	12	1
21	Charis Wardrope	13	1
16	Anna Dunn	8	1
14	Makenna Dieterich	11	1
18	Sophie Crowther	14	1



EXTENDED STATS-CONFERENCE PLAY



##	Player	gp-gs	g	gpg	a	apg	pts	ppg	sh	spg	sh%	sog	sog/g	sog%	gwg	pk-att
2	Jaidyn Jackson	3-0	0	0.00	0	0.00	0	0.00	1	0.33	.000	0	0.00	.000	0	0-0
4	Danielle Cooper	13-12	0	0.00	0	0.00	0	0.00	0	0.00	.000	0	0.00	.000	0	0-0
5	Aliya Coy	12-10	0	0.00	0	0.00	0	0.00	2	0.17	.000	2	0.17	1.000	0	0-0
6	Kylie Hendricks	10-4	0	0.00	0	0.00	0	0.00	1	0.10	.000	1	0.10	1.000	0	0-0
8	Maddie Melnychuk	13-10	2	0.15	3	0.23	5	0.38	21	1.62	.095	15	1.15	.714	0	0-0
9	Mya Bajpai	11-7	0	0.00	0	0.00	0	0.00	1	0.09	.000	1	0.09	1.000	0	0-0
11	Tilly James	14-14	5	0.36	3	0.21	8	0.57	31	2.21	.161	17	1.21	.548	3	0-0
12	Grace Van den brink	12-5	1	0.08	0	0.00	1	0.08	8	0.67	.125	3	0.25	.375	1	0-0
14	Makenna Dieterich	11-10	4	0.36	1	0.09	5	0.45	16	1.45	.250	8	0.73	.500	1	0-0
15	Holland Stiel	13-1	3	0.23	1	0.08	4	0.31	15	1.15	.200	8	0.62	.533	0	0-0
16	Anna Dunn	8-8	2	0.25	0	0.00	2	0.25	21	2.62	.095	9	1.12	.429	1	1-1
17	Charity Field	12-4	2	0.17	2	0.17	4	0.33	13	1.08	.154	9	0.75	.692	0	0-0
18	Sophie Crowther	14-14	2	0.14	8	0.57	10	0.71	35	2.50	.057	19	1.36	.543	1	0-0
19	Jessica Vance	13-13	0	0.00	0	0.00	0	0.00	13	1.00	.000	6	0.46	.462	0	0-0
20	Olivia Kranjec	9-8	0	0.00	1	0.11	1	0.11	4	0.44	.000	2	0.22	.500	0	0-0
21	Charis Wardrope	13-4	8	0.62	1	0.08	9	0.69	25	1.92	.320	14	1.08	.560	1	0-0
23	Theresa Hicks	10-3	1	0.10	3	0.30	4	0.40	8	0.80	.125	6	0.60	.750	0	0-0
24	Claire Bastura	4-0	0	0.00	0	0.00	0	0.00	3	0.75	.000	1	0.25	.333	0	0-0
26	Sierra Halldorson	13-13	2	0.15	5	0.38	7	0.54	13	1.00	.154	8	0.62	.615	0	1-1
TM	TEAM	14-0	0	0.00	0	0.00	0	0.00	0	0.00	.000	0	0.00	.000	0	0-0
Total		14	32	2.29	28	2.00	60	4.29	231	16.50	.139	129	9.21	.558	8	2-2
Opponents		14	11	0.79	9	0.64	20	1.43	76	5.43	.145	36	2.57	.474	2	0-1

##	Player	gp-gs	minutes	ga	gaavg	saves	saves/g	save%	w	l	t	sho/cbo	faced
1	Yasmine Pahal	1-0	45:00	0	0.00	0	0.00	.000	0	0	0	0/0	0
35	Hannah Miller	14-14	1215:00	11	0.81	24	1.71	.686	0	0	0	6/0	35
Total		14	1260:00	11	0.79	24	1.71	.686	0	0	0	8	35
Opponents		14	1260:00	32	2.29	91	6.50	.740	0	0	0	3	124

Goals by Period	1st	2nd	Total
Trinity Western	16	16	32
Opponents	8	3	11

Corners by Period	1st	2nd	Total
Trinity Western	56	58	114
Opponents	16	9	25

Shots by Period	1st	2nd	Total
Trinity Western	115	116	231
Opponents	40	36	76

Fouls by Period	1st	2nd	Total
Trinity Western	53	58	111
Opponents	48	60	108

Saves by Period	1st	2nd	Total
Trinity Western	12	13	25
Opponents	47	50	97

Attendance Summary	TWUW	Oppone
Total	1920	162
Dates/Avg Per Date	7/274	7/23
Neutral Site #/Avg	0/0	

2022 SPARTANS WOMEN'S SOCCER CANADA WEST SILVER

TEAM COMPARISON GAME BY GAME

Date	Opponent	Score	Goals	Assists	Shots	On Goal	Corners	YC	RC
8/26/202	VICTORIA	3-0	3/0	2/0	26/4	16/1	15/2	0/0	0/0
8/27/202	UBC	0-2	0/2	0/2	19/8	8/3	7/1	1/0	0/0
9/9/2022	LETHBRIDGE	8-0	8/0	7/0	25/2	14/2	13/0	0/1	0/0
9/10/202	MOUNT ROYAL	3-0	3/0	3/0	21/5	12/1	10/1	1/1	0/0
9/17/202	Saskatchewan	1-0	1/0	1/0	15/9	8/5	6/1	2/1	0/0
9/18/202	Regina	4-0	4/0	2/0	10/3	7/2	7/1	2/1	0/0
9/23/202	Thompson Rivers	0-0	0/0	0/0	10/6	4/2	11/1	0/0	0/0
9/24/202	UBC Okanagan	2-0	2/0	2/0	9/1	6/1	11/1	0/0	0/0
9/30/202	CALGARY	3-1	3/1	3/1	13/8	9/4	4/1	0/3	0/0
10/1/202	UNBC	1-1	1/1	1/1	26/2	12/1	8/0	1/0	0/0
10/7/202	UFV	1-0	1/0	1/0	22/1	13/0	5/3	0/1	0/0
10/9/202	UFV	3-1	3/1	3/0	16/6	11/5	7/4	0/0	0/0
10/14/20	UBC	0-3	0/3	0/3	6/8	3/4	4/5	0/0	0/0
10/15/20	Victoria	3-3	3/3	3/2	13/13	6/5	6/4	2/1	0/0
Totals		32-11	32/11	28/9	231/76	129/36	114/25	9/9	0/0

Note: Game totals are displayed in the format TEAM/OPPONENT for each category



Trinity Western - TEAM GAME HIGHTS

POINTS	15	vs Lethbridge (9/9/2022)
	6	at Victoria (10/15/2022)
	6	at UFV (10/9/2022)
	6	vs Calgary (9/30/2022)
	6	at Regina (9/18/2022)
	6	vs Mount Royal (9/10/2022)
GOALS	8	vs Lethbridge (9/9/2022)
	4	at Regina (9/18/2022)
ASSISTS	7	vs Lethbridge (9/9/2022)
	3	at Victoria (10/15/2022)
	3	at UFV (10/9/2022)
	3	vs Calgary (9/30/2022)
	3	vs Mount Royal (9/10/2022)
SHOTS	26	vs UNBC (10/1/2022)
	26	vs Victoria (8/26/2022)
SHOT PERCENT	.400 (4-10)	at Regina (9/18/2022)
	.320 (8-25)	vs Lethbridge (9/9/2022)
SHOTS ON GOAL	16	vs Victoria (8/26/2022)
	14	vs Lethbridge (9/9/2022)
ON GOAL PERCENT	.700 (7-10)	at Regina (9/18/2022)
	.692 (9-13)	vs Calgary (9/30/2022)
SAVES	5	at Saskatchewan (9/17/2022)
	4	at UFV (10/9/2022)
CORNER KICKS	15	vs Victoria (8/26/2022)
	13	vs Lethbridge (9/9/2022)
FOULS	11	at Regina (9/18/2022)
	11	at Saskatchewan (9/17/2022)

Opponent - GAME HIGHTS

POINTS	6	at UBC (10/14/2022)
	5	at Victoria (10/15/2022)
GOALS	3	at Victoria (10/15/2022)
	3	at UBC (10/14/2022)
ASSISTS	3	at UBC (10/14/2022)
	2	at Victoria (10/15/2022)
	2	vs UBC (8/27/2022)
SHOTS	13	at Victoria (10/15/2022)
	9	at Saskatchewan (9/17/2022)
SHOT PERCENT	.500 (1-2)	vs UNBC (10/1/2022)
	.375 (3-8)	at UBC (10/14/2022)
SHOTS ON GOAL	5	at Victoria (10/15/2022)
	5	at UFV (10/9/2022)
	5	at Saskatchewan (9/17/2022)
ON GOAL PERCENT	1.000 (2-2)	vs Lethbridge (9/9/2022)
	1.000 (1-1)	at UBC Okanagan (9/24/2022)
SAVES	13	vs Victoria (8/26/2022)
	12	vs UFV (10/7/2022)
CORNER KICKS	5	at UBC (10/14/2022)
	4	at Victoria (10/15/2022)
	4	at UFV (10/9/2022)
FOULS	16	at Saskatchewan (9/17/2022)
	13	at Regina (9/18/2022)

2022 SPARTANS WOMEN'S SOCCER

CANADA WEST SILVER

TEAM GAME BY GAME-CONFERENCE PLAY

Date	Opponent	Score	G	A	Pts	Sh	Sh%	Sog	Sog%	GW	PK-Att	Min
8/26/2022	VICTORIA	3-0	3	2	5	26	.115	16	.615	0	0-0	1028
8/27/2022	UBC	0-2	0	0	0	19	.000	8	.421	0	0-0	1009
9/9/2022	LETHBRIDGE	8-0	8	7	15	25	.320	14	.560	1	1-1	990
9/10/2022	MOUNT ROYAL	3-0	3	3	6	21	.143	12	.571	1	0-0	990
9/17/2022	at Saskatchewan	1-0	1	1	2	15	.067	8	.533	1	0-0	989
9/18/2022	at Regina	4-0	4	2	6	10	.400	7	.700	1	1-1	990
9/23/2022	at Thompson Rivers	0-0	0	0	0	10	.000	4	.400	0	0-0	990
9/24/2022	at UBC Okanagan	2-0	2	2	4	9	.222	6	.667	1	0-0	992
9/30/2022	CALGARY	3-1	3	3	6	13	.231	9	.692	1	0-0	989
10/1/2022	UNBC	1-1	1	1	2	26	.038	12	.462	0	0-0	991
10/7/2022	UFV	1-0	1	1	2	22	.045	13	.591	1	0-0	989
10/9/2022	at UFV	3-1	3	3	6	16	.188	11	.688	1	0-0	990
10/14/2022	at UBC	0-3	0	0	0	6	.000	3	.500	0	0-0	990
10/15/2022	at Victoria	3-3	3	3	6	13	.231	6	.462	0	0-0	990
Trinity Western			32	28	60	231	.139	129	.558	8	2-2	13917
			11	9	20	76	.145	36	.474	2	0-1	-

TEAM PER-GAME

Games played: 14

Shots per game: 16.50;Goals per game: 2.29

Assists per game: 2.00;Points per game: 4.29

Date	Opponent	Score	Minutes	GA	GAAvg	Saves	Save%	W	L	T	Sho	Faced
8/26/2022	VICTORIA	3-0	90:00	0	0.00	1	1.000	0	0	0	-	1
8/27/2022	UBC	0-2	90:00	2	1.00	1	.333	0	0	0	-	3
9/9/2022	LETHBRIDGE	8-0	90:00	0	0.67	2	1.000	0	0	0	-	2
9/10/2022	MOUNT ROYAL	3-0	90:00	0	0.50	1	1.000	0	0	0	1	1
9/17/2022	at Saskatchewan	1-0	90:00	0	0.40	5	1.000	0	0	0	1	5
9/18/2022	at Regina	4-0	90:00	0	0.33	2	1.000	0	0	0	1	2
9/23/2022	at Thompson Rivers	0-0	90:00	0	0.29	2	1.000	0	0	0	1	2
9/24/2022	at UBC Okanagan	2-0	90:00	0	0.25	0	.000	0	0	0	1	0
9/30/2022	CALGARY	3-1	90:00	1	0.33	3	.750	0	0	0	-	4
10/1/2022	UNBC	1-1	90:00	1	0.40	0	.000	0	0	0	-	1
10/7/2022	UFV	1-0	90:00	0	0.36	0	.000	0	0	0	1	0
10/9/2022	at UFV	3-1	90:00	1	0.42	4	.800	0	0	0	-	5
10/14/2022	at UBC	0-3	90:00	3	0.62	1	.250	0	0	0	-	4
10/15/2022	at Victoria	3-3	90:00	3	0.79	2	.400	0	0	0	-	5
Totals		32-11	1260:00	11	0.79	24	.686	0	0	0	6	35
			1260:00	32	0.79	91	.740	0	0	0	3	124



Spartans Women's Soccer 2022 All Time Results and Season Statistics



2022 SPARTANS WOMEN'S SOCCER CANADA WEST SILVER

TWU Women's Soccer 2001-02 TWU Spartans Combined Team Statistics (End of Season) All games

RECORD:	OVERALL	HOME	AWAY	NEUTRAL
ALL GAMES	8-4-4	4-0-3	4-4-1	0-0
CONFERENCE	7-3-4	4-0-3	3-3-1	0-0
NON-CONFERENCE	1-1	0-0	1-1	0-0

Date	Opponent	Score	Att.	#	Player	gp	g	a	pts	sh	sh%	sog	sog%	gw	pk-att
* Sept 13	UBC THUNDERBIRDS	w 3-1	0	19	Alexis Heinz	15	8	1	9	0	.000	0	.000	0	1-1
* Sept 15	VICTORIA VIKES	T 1-1	0	11	Janine Drake	16	6	6	12	0	.000	0	.000	0	0-0
* Sept 20	at Regina Cougars	w 3-1	0	5	Katie Smart	16	5	1	6	0	.000	0	.000	0	0-0
* Sept 21	at Sask Huskies	w 1-0	0	9	Ashlee Davison	15	4	1	5	0	.000	0	.000	0	0-0
* Sept 27	SASK HUSKIES	w 2-0	0	13	Tauren Stonehouse	16	3	4	7	0	.000	0	.000	0	0-0
* Sept 29	ALBERTA PANDAS	T 0-0	0	14	Sarah Whitman	14	2	0	2	0	.000	0	.000	0	0-0
* Oct 2	at UBC Thunderbirds	T 1-1	0	12	Brianna Wells	6	1	1	2	0	.000	0	.000	0	0-0
* Oct 8	at Victoria Vikes	L 0-2	0	10	Angela Trauter	14	1	4	5	0	.000	0	.000	0	0-0
* Oct 13	REGINA COUGARS	w 4-1	0	18	Katrina Maier	13	0	1	1	0	.000	0	.000	0	0-0
* Oct 19	at Leth Pronghorns	w 3-1	0	20	Carmen Lali	2	0	0	0	0	.000	0	.000	0	0-0
* Oct 20	at Calgary Dinos	L 0-1	0	16	Tamera Avey	12	0	0	0	0	.000	0	.000	0	0-0
* Oct 22	at Alberta Pandas	L 0-4	0	17	Lisa White	3	0	0	0	0	.000	0	.000	0	0-0
* Oct 25	CALGARY DINOS	T 1-1	0	8	Alana Haukeland	6	0	0	0	0	.000	0	.000	0	0-0
* Oct 27	LETH PRONGHORNS	w 7-0	0	7	Ceilidh Beck	16	0	0	0	0	.000	0	.000	0	0-0
P Nov 3	at Calgary Dinos	w 3-2	0	6	Chrissy Avey	15	0	0	0	0	.000	0	.000	0	0-0
P Nov 4	at Alberta Pandas	L 1-2	0	3	Stefany Lavik	12	0	1	1	0	.000	0	.000	0	0-0
				2	Krystle Mortimore	13	0	1	1	0	.000	0	.000	0	0-0
					Total	16	30	21	51	0	.000	0	.000	0	1-1
					Opponents	16	16	4	20	0	.000	0	.000	0	0-0

TEAM STATISTICS

SHOT STATISTICS

TWUW	OPP
Goals-Shot attempts	30-0
Goals scored per game	1.88
Shot pct.	.000
Shots on goal-Attempts	0-0
SOG pct.	.000
Shots/Game	0.0
CORNER KICKS	0
PENALTY KICKS	1-1
PENALTIES	0-0

Yellow cards	6	2
Red cards	1	0

ATTENDANCE

Total	0	0
Dates/Avg Per Date	7/0	9/0
Neutral Site #/Avg	0/0	

#	Goalie	GP	Min.	GA	GAAvg	Saves	Pct	W-L-T	Sho
1	Christy Bentall	13	1170:00	14	1.08	0	.000	5-3-4	0/0
22	Anna Maria Enfield	3	270:00	4	1.33	0	.000	2-1-0	0/0
	Total	16	1440:00	18	1.12	0	.000	7-4-4	0
	Opponents	15	1350:00	29	1.93	0	.000	4-7-4	0

Goals by Period	1st	2nd	Total
TWU Spartans	19	11	30
Opponents	8	10	18

Shots by Period	1st	2nd	Total
TWU Spartans	0	10	10
Opponents	0	9	9

Saves by Period	1st	2nd	Total
TWU Spartans	0	3	3
Opponents	0	5	5

Corners by Period	1st	2nd	Total
TWU Spartans	0	0	0
Opponents	0	0	0

Fouls by Period	1st	2nd	Total
TWU Spartans	0	0	0
Opponents	0	0	0

TWU Women's Soccer 2002-03 **TWU Spartans Combined Team Statistics (End of Season)** **All games**

RECORD:	OVERALL	HOME	AWAY	NEUTRAL
ALL GAMES	6-9-1	3-5-1	3-4	0-0
CONFERENCE	6-7-1	3-3-1	3-4	0-0
NON-CONFERENCE	0-2	0-2	0-0	0-0

Date	Opponent		Score	Att.
* Sept 12	at UBC Thunderbirds	L	1-2	0
* Sept 14	REGINA COUGARS	W	2-0	55
* Sept 19	CALGARY DINOS	L	1-2	75
* Sept 21	LETH PRONGHORNS	W	5-0	70
* Sept 28	at Calgary Dinos	L	1-2	0
* Sept 29	at Leth Pronghorns	W	2-0	0
* Oct 3	UBC THUNDERBIRDS	L	0-2	75
* Oct 5	VICTORIA VIKES	L	1-2	70
* Oct 12	at Victoria Vikes	L	0-4	0
* Oct 17	at Regina Cougars	W	4-2	0
* Oct 18	at Sask Huskies	W	2-0	0
* Oct 20	at Alberta Pandas	L	1-2	0
* Oct 24	ALBERTA PANDAS	T	1-1	50
* Oct 26	SASK HUSKIES	W	2-1	150
P Nov 1	UBC THUNDERBIRDS	Lo2	1-2	350
P Nov 2	VICTORIA VIKES	L	0-2	150

TEAM STATISTICS	TWUW	OPP
SHOT STATISTICS		
Goals-Shot attempts	24-100	22-124
Goals scored per game	1.50	1.38
Shot pct.	.240	.177
Shots on goal-Attempts	46-100	68-124
SOG pct.	.460	.548
Shots/Game	6.2	7.8
CORNER KICKS	42	46
PENALTY KICKS	0-0	0-0
PENALTIES		
Yellow cards	5	3
Red cards	0	0
ATTENDANCE		
Total	1045	0
Dates/Avg Per Date	9/116	7/0
Neutral Site #/Avg	0/0	

#	Player	gp	g	a	pts	sh	sh%	sog	sog%	gw	pk-att
5	Katie Smart	16	5	2	7	11	.455	7	.636	0	0-0
11	Emily Bond	13	5	1	6	24	.208	10	.417	0	0-0
9	Ashlee Davison	16	3	7	10	22	.136	14	.636	0	0-0
12	Natalie Halcro	14	3	0	3	4	.750	1	.250	0	0-0
7	Ceilidh Beck	15	2	0	2	5	.400	3	.600	0	0-0
8	Angela Trauter	15	2	2	4	8	.250	1	.125	0	0-0
20	Alexis Heinz	16	1	2	3	14	.071	6	.429	0	0-0
19	Krysta Kons	14	1	0	1	3	.333	1	.333	0	0-0
13	Tauren Stonehouse	13	1	0	1	1	1.000	0	.000	0	0-0
3	Stefany Lavik	10	1	0	1	2	.500	1	.500	0	0-0
4	Heidi Gryba	2	0	0	0	0	.000	0	.000	0	0-0
16	Amber Teer	1	0	0	0	0	.000	0	.000	0	0-0
18	Erin Slack	2	0	0	0	0	.000	0	.000	0	0-0
17	Lisa White	4	0	0	0	0	.000	0	.000	0	0-0
15	Christie Buono	13	0	0	0	0	.000	0	.000	0	0-0
14	Natalie Tafoya	14	0	0	0	5	.000	1	.200	0	0-0
6	Maggie Lang	13	0	0	0	1	.000	1	1.000	0	0-0
2	Stephanie Stewart	15	0	0	0	0	.000	0	.000	0	0-0
Total		16	24	14	38	100	.240	46	.460	0	0-0
Opponents		16	22	14	36	124	.177	68	.548	0	0-0

#	Goalie	GP	Min.	GA	GAAvg	Saves	Pct	W-L-T	Sho
1	Angela Garriott	16	1470:00	24	1.47	56	.700	6-9-1	0/0
Total		16	1470:00	24	1.47	56	.700	6-9-1	0
Opponents		14	1290:00	18	1.26	33	.647	9-6-1	0

Goals by Period	1st	2nd	OT	OT2	Total
TWU Spartans	13	11	0	0	24
Opponents	8	15	0	1	24

Shots by Period	1st	2nd	OT	OT2	Total
TWU Spartans	48	50	1	1	100
Opponents	72	48	2	2	124

Saves by Period	1st	2nd	OT	OT2	Total
TWU Spartans	35	20	1	0	56
Opponents	19	14	0	0	33

Corners by Period	1st	2nd	OT	OT2	Total
TWU Spartans	19	23	0	0	42
Opponents	28	15	1	2	46

Fouls by Period	1st	2nd	OT	OT2	Total
TWU Spartans	57	52	1	2	112
Opponents	42	44	1	0	87



2022 SPARTANS WOMEN'S SOCCER CANADA WEST SILVER

TWU Women's Soccer 2003-04 TWU Spartans Combined Team Statistics (End of Season) All games

RECORD:	OVERALL	HOME	AWAY	NEUTRAL
ALL GAMES	6-6-2	4-2-1	2-4-1	0-0
CONFERENCE	6-6-2	4-2-1	2-4-1	0-0
NON-CONFERENCE	0-0	0-0	0-0	0-0

Date	Opponent	Score	Att.
* Sept 11	at UBC Thunderbirds	L 1-2	0
* Sep 13	VICTORIA VIKES	L 0-2	150
* Sep 18	SASK HUSKIES	w 2-0	65
* Sep 20	ALBERTA PANDAS	w 2-0	110
* Sept 25	at Regina Cougars	w 4-0	0
* Sept 26	at Sask Huskies	w 2-0	0
* Sept 28	at Alberta Pandas	T 1-1	0
* Oct 02	UBC THUNDERBIRDS	L 0-4	110
* Oct 04	REGINA COUGARS	w 6-1	85
* Oct 11	at Victoria Vikes	L 0-4	0
* Oct 18	at Leth Pronghorns	L 2-3	0
* Oct 19	at Calgary Dinos	L 0-1	0
* Oct 23	LETH PRONGHORNS	T 1-1	70
* Oct 25	CALGARY DINOS	w 1-0	170

TEAM STATISTICS	TWUW	OPP
SHOT STATISTICS		
Goals-Shot attempts	22-100	10-62
Goals scored per game	1.57	0.71
Shot pct.	.220	.161
Shots on goal-Attempts	62-100	32-62
SOG pct.	.620	.516
Shots/Game	7.1	4.4
CORNER KICKS	44	26
PENALTY KICKS	2-2	1-1
PENALTIES		
Yellow cards	4	4
Red cards	0	0
ATTENDANCE		
Total	760	0
Dates/Avg Per Date	7/109	7/0
Neutral Site #/Avg	0/0	

#	Player	gp	g	a	pts	sh	sh%	sog	sog%	gw	pk-att
9	Ashlee Davison	14	5	2	7	22	.227	16	.727	1	0-0
3	Carlee O'Brien	13	7	2	9	21	.333	12	.571	2	0-0
4	Lindsay Rohla	14	3	0	3	17	.176	10	.588	0	2-2
19	Krysta Kons	11	2	2	4	9	.222	6	.667	1	0-0
12	Kristi Haukeland	9	1	0	1	6	.167	3	.500	0	0-0
8	Angela Trauter	14	1	4	5	6	.167	3	.500	0	0-0
20	Alexis Heinz	14	1	1	2	4	.250	2	.500	0	0-0
14	Natalie Tafoya	5	1	0	1	3	.333	2	.667	0	0-0
21	Whitney Agassiz	7	0	0	0	2	.000	2	1.000	0	0-0
7	Erin Marie Higgins	12	0	0	0	2	.000	2	1.000	0	0-0
10	Janine Drake	8	1	0	1	2	.500	1	.500	0	0-0
13	Lindsay Maier	10	0	3	3	2	.000	1	.500	0	0-0
16	Brittany Heinrich	12	0	0	0	2	.000	1	.500	0	0-0
6	Maggie Lang	14	0	0	0	1	.000	1	1.000	0	0-0
18	Erin Slack	1	0	0	0	1	.000	0	.000	0	0-0
17	Lisa White	3	0	0	0	0	.000	0	.000	0	0-0
22	Anna Maria Enfield	2	0	0	0	0	.000	0	.000	0	0-0
11	Gina Arabia	1	0	0	0	0	.000	0	.000	0	0-0
2	Stephanie Stewart	11	0	1	1	0	.000	0	.000	0	0-0
15	Christie Buono	6	0	0	0	0	.000	0	.000	0	0-0
1	Angela Garriott	14	0	0	0	0	.000	0	.000	0	0-0
Total		14	22	15	37	100	.220	62	.620	4	2-2
Opponents		14	10	4	14	62	.161	32	.516	2	1-1

#	Goalie	GP	Min.	GA	GA/Avg	Saves	Pct	W-L-T	Sho
1	Angela Garriott	14	1205:33	18	1.34	28	.609	6-6-2	3/0
22	Anna Maria Enfield	2	54:27	1	1.65	2	.667	0-0-0	0/0
Total		14	1260:00	19	1.36	30	.612	6-6-2	3
Opponents		9	810:00	17	1.89	54	.761	6-6-2	2

Goals by Period	1st	2nd	Total
TWU Spartans	8	14	22
Opponents	10	9	19

Shots by Period	1st	2nd	Total
TWU Spartans	54	55	109
Opponents	29	46	75

Saves by Period	1st	2nd	Total
TWU Spartans	15	15	30
Opponents	28	26	54

Corners by Period	1st	2nd	Total
TWU Spartans	16	28	44
Opponents	9	17	26

Fouls by Period	1st	2nd	Total
TWU Spartans	55	44	99
Opponents	46	28	74



TWU Women's Soccer 2004-05 **Trinity Western Combined Team Statistics (End of Season)** **All games**

RECORD:	OVERALL	HOME	AWAY	NEUTRAL
ALL GAMES	13-2-4	4-1-2	6-1-1	3-0-1
CONFERENCE	9-2-3	4-1-2	5-1-1	0-0
NON-CONFERENCE	4-0-1	0-0	1-0	3-0-1

Date	Opponent	Score	Att.	#	Player	gp	g	a	pts	sh	sh%	sog	sog%	gw	pk-att
* Sept 14	at UBC Thunderbirds	L 0-2	0	1	Angela Garriott	19	0	0	0	0	.000	0	.000	0	0-0
* Sep 16	REGINA COUGARS	w 6-0	90	2	Stephanie Stewart	9	0	0	0	0	.000	0	.000	0	0-0
* Sept 24	at Alberta Pandas	T 5-5	0	3	Carlee O'Brien	16	10	5	15	38	.263	7	.184	3	0-0
* Sept 26	at Saskatchewan Huskies	w 3-1	200	4	Lindsay Rohla	16	2	0	2	17	.118	5	.294	0	1-2
* Sept 28	at Regina Cougars	w 5-0	0	5	Katie Smart	15	2	4	6	13	.154	7	.538	0	1-1
* Sep 30	CALGARY DINOS	T 0-0	95	6	Maggie Lang	9	0	1	1	3	.000	1	.333	0	0-0
* Oct 02	LETHBRIDGE 'HORNS	L 0-1	87	7	Erin Marie Higgins	12	0	1	1	2	.000	0	.000	0	0-0
* Oct 9	at Victoria Vikes	w 3-0	150	8	Angela Trauter	16	7	1	8	22	.318	6	.273	3	0-0
* Oct 13	UBC THUNDERBIRDS	T 1-1	110	9	Ashlee Davison	15	6	3	9	34	.176	10	.294	1	0-0
* Oct 15	VICTORIA VIKES	w 1-0	125	10	Rachelle Armstrong	14	7	0	7	38	.184	19	.500	2	0-1
* Oct 24	at Lethbridge 'Horns	w 4-2	0	11	Emily Bond	4	2	1	3	4	.500	2	.500	1	0-0
* Oct 25	at Calgary Dinos	w 2-0	0	12	Kristi Haukeland	14	4	1	5	12	.333	4	.333	1	0-0
* Oct 28	ALBERTA PANDAS	w 1-0	90	13	Lindsay Maier	5	0	0	0	0	.000	0	.000	0	0-0
* Oct 30	SASKATCHEWAN HUSKIES	w 4-0	115	14	Alaina Bleker	8	0	0	0	2	.000	0	.000	0	0-0
P Nov 06	vs Victoria Vikes	Wo3 1-0	0	16	Brittany Heinrich	12	1	0	1	2	.500	1	.500	0	0-0
P Nov 07	vs Calgary Dinos	w 4-0	75	17	Lisa White	2	0	0	0	4	.000	0	.000	0	0-0
N Nov 12	vs Montreal	w 7-0	0	19	Krysta Kons	14	4	3	7	15	.267	5	.333	0	0-0
N Nov 12	vs Prince Edward Island	T 0-0	0	20	Alexis Heinz	12	1	4	5	4	.250	1	.250	0	1-1
N Nov 13	at McGill	Wo3 3-2	0	21	Whitney Agassiz	13	2	0	2	7	.286	3	.429	0	0-0
Total						19	48	24	72	217	.221	71	.327	11	3-5
Opponents						19	14	4	18	85	.165	29	.341	1	1-5

TEAM STATISTICS **TWUW** **OPP**

SHOT STATISTICS

Goals-Shot attempts	48-217	14-85
Goals scored per game	2.53	0.74
Shot pct.	.221	.165
Shots on goal-Attempts	71-217	29-85
SOG pct.	.327	.341
Shots/Game	11.4	4.5
CORNER KICKS	109	64
PENALTY KICKS	3-5	1-5

PENALTIES

Yellow cards	7	5
Red cards	0	0

ATTENDANCE

Total	712	350
Dates/Avg Per Date	7/102	8/44
Neutral Site #/Avg	4/19	

#	Goalie	GP	Min.	GA	GA/Avg	Saves	Pct	W-L-T	Sho
1	Angela Garriott	18	1650:00	14	0.76	73	.839	13-2-4	11/0
Total		18	1650:00	14	0.76	73	.839	13-2-4	11
Opponents		14	1290:00	36	2.51	90	.714	1-13-3	2

Goals by Period	1st	2nd	OT	OT2	OT3	Total
Trinity Western	24	24	0	0	2	50
Opponents	10	4	0	0	0	14

Shots by Period	1st	2nd	OT	OT2	OT3	Total
Trinity Western	116	121	1	1	0	239
Opponents	56	54	4	2	0	116

Saves by Period	1st	2nd	OT	OT2	OT3	Total
Trinity Western	42	33	4	2	0	81
Opponents	55	42	1	1	0	99

Corners by Period	1st	2nd	OT	OT2	OT3	Total
Trinity Western	54	55	0	0	0	109
Opponents	35	29	0	0	0	64

Fouls by Period	1st	2nd	OT	OT2	OT3	Total
Trinity Western	111	106	2	4	0	223
Opponents	74	78	3	4	0	159



2022 SPARTANS WOMEN'S SOCCER CANADA WEST SILVER

TWU Women's Soccer 2005-06 Trinity Western Combined Team Statistics (End of Season) All games

RECORD:	OVERALL	HOME	AWAY	NEUTRAL
ALL GAMES	8-6-4	5-2-1	3-2-3	0-2
CONFERENCE	8-4-4	5-2-1	3-2-3	0-0
NON-CONFERENCE	0-2	0-0	0-0	0-2

Date	Opponent	Score	Att.
* Sep 14	at UBC T-Birds	T 2-2	135
* Sep 16	VICTORIA VIKES	L 0-1	175
* Sep 22	SASKATCHEWAN HUSKIES	w 4-1	105
* Sep 24	ALBERTA PANDAS	w 6-0	112
* Sep 29	at Manitoba Bisons	L 2-3	100
* Oct 01	at Lethbridge 'Horns	w 1-0	75
* Oct 02	at Calgary Dinos	T 0-0	150
* Oct 07	at Victoria Vikes	L 2-3	0
* Oct 11	#3 UBC T-BIRDS	L 2-3	210
* Oct 13	MANITOBA BIONS	w 5-1	125
* Oct 15	REGINA COUGARS	w 9-0	105
* Oct 22	at Alberta Pandas	w 3-1	0
* Oct 23	at Saskatchewan Huskies	T 1-1	0
* Oct 25	at Regina Cougars	w 1-0	30
* Oct 27	LETHBRIDGE 'HORNS	w 3-0	205
* Oct 29	CALGARY DINOS	T 1-1	235
P Nov 05	vs Victoria Vikes	L 1-2	0
P Nov 06	vs UBC	Lot 2-3	0

TEAM STATISTICS	TWUW	OPP
SHOT STATISTICS		
Goals-Shot attempts	45-213	21-118
Goals scored per game	2.50	1.17
Shot pct.	.211	.178
Shots on goal-Attempts	125-213	61-118
SOG pct.	.587	.517
Shots/Game	11.8	6.6
CORNER KICKS	53	31
PENALTY KICKS	2-3	0-0
PENALTIES		
Yellow cards	11	4
Red cards	0	0
ATTENDANCE		
Total	1272	490
Dates/Avg Per Date	8/159	8/61
Neutral Site #/Avg	2/0	

#	Player	gp	g	a	pts	sh	sh%	sog	sog%	gw	pk-att
2	Stephanie Stewart	13	0	1	1	1	.000	0	.000	0	0-0
3	Carlee O'Brien	16	7	6	13	40	.175	27	.675	0	0-0
4	Lindsay Rohla	16	2	4	6	17	.118	8	.471	1	1-2
5	Alison Johannesen	1	0	0	0	0	.000	0	.000	0	0-0
6	Hilary Braacx	15	1	0	1	13	.077	5	.385	0	0-0
7	Erin Marie Higgins	16	0	3	3	1	.000	1	1.000	0	0-0
8	Angela Trauter	15	6	2	8	14	.429	7	.500	1	0-0
9	Ashlee Davison	16	6	4	10	31	.194	19	.613	0	0-0
10	Andrea McLachlan	16	1	2	3	14	.071	7	.500	0	0-0
11	Andrea Standerwick	14	1	2	3	8	.125	1	.125	0	0-0
12	Melanie Ingwersen	16	4	1	5	20	.200	15	.750	1	0-0
13	Jenni Fischer	1	0	0	0	1	.000	1	1.000	0	0-0
14	Christine Gerig	9	1	0	1	2	.500	2	1.000	1	0-0
16	Brittany Heinrich	16	1	1	2	4	.250	1	.250	0	0-0
17	Dana DuMerton	15	4	3	7	23	.174	13	.565	0	0-0
18	Rebecca Richardson	8	0	0	0	0	.000	0	.000	0	0-0
20	Alexis Heinz	17	11	3	14	22	.500	17	.773	2	1-1
21	Whitney Agassiz	14	0	0	0	2	.000	1	.500	0	0-0
Total		18	45	32	77	213	.211	125	.587	6	2-3
Opponents		18	21	12	33	118	.178	61	.517	4	0-0

#	Goalie	GP	Min.	GA	GAAvg	Saves	Pct	W-L-T	Sho
22	Stephanie Geisler	2	135:00	0	0.00	4	1.000	2-0-0	1/0
1	Ali Penner	17	1485:00	22	1.33	53	.707	6-6-4	2/0
Total		18	1620:00	22	1.22	62	.738	8-6-4	4
Opponents		13	1170:00	40	3.08	84	.677	6-6-4	1

Goals by Period	1st	2nd	OT	Total
Trinity Western	14	31	0	45
Opponents	15	5	2	22

Shots by Period	1st	2nd	OT	Total
Trinity Western	104	105	0	209
Opponents	60	62	0	122

Saves by Period	1st	2nd	OT	Total
Trinity Western	29	20	0	49
Opponents	45	39	0	84

Corners by Period	1st	2nd	OT	Total
Trinity Western	23	30	0	53
Opponents	15	16	0	31

Fouls by Period	1st	2nd	OT	Total
Trinity Western	72	71	0	143
Opponents	56	65	0	121



TWU Women's Soccer 2006-07 **Trinity Western Combined Team Statistics (End of Season)** **All games**

RECORD:	OVERALL	HOME	AWAY	NEUTRAL
ALL GAMES	10-4-6	2-2-5	5-2	3-0-1
CONFERENCE	8-4-3	2-2-3	5-2	1-0
NON-CONFERENCE	2-0-3	0-0-2	0-0	2-0-1

Date	Opponent		Score	Att.
* Sep 09	at Manitoba	w	4-1	157
* Sep 10	at Regina	w	3-0	63
* Sep 15	LETHBRIDGE	w	6-0	120
* Sep 16	#5 CALGARY	T	1-1	160
* Sep 22	#1 VICTORIA	L	0-3	120
* Sep 23	#6 UBC	w	3-1	162
* Sep 30	UCFV	T	0-0	290
* Oct 06	at Victoria	L	1-2	100
* Oct 07	at #10 UBC	L	0-1	50
* Oct 14	at UCFV	w	2-1	79
* Oct 21	at Lethbridge	w	2-1	75
* Oct 22	at #8 Calgary	w	2-0	150
* Oct 27	SASK	T	0-0	0
* Oct 28	#5 ALBERTA	L	2-4	165
* Nov 02	vs #4 Calgary	w	2-1	52
P Nov 04	vs Victoria	w	2-0	75
P Nov 05	vs #6 UBC	w	1-0	115
N Nov 09	YORK	T	0-0	0
N Nov 10	vs Cape Breton	T	0-0	0
N Nov 12	MCGILL	T	0-0	0

TEAM STATISTICS	TWUW	OPP
SHOT STATISTICS		
Goals-Shot attempts	31-236	16-174
Goals scored per game	1.55	0.80
Shot pct.	.131	.092
Shots on goal-Attempts	129-236	76-174
SOG pct.	.547	.437
Shots/Game	11.8	8.7
CORNER KICKS	104	65
PENALTY KICKS	2-4	1-2
PENALTIES		
Yellow cards	9	5
Red cards	0	1
ATTENDANCE		
Total	1017	674
Dates/Avg Per Date	9/113	7/96
Neutral Site #/Avg	4/60	



#	Player	gp	g	a	pts	sh	sh%	sog	sog%	gw	pk-att
0	Nikki Turner	16	0	0	0	0	.000	0	.000	0	0-0
2	Stephanie Stewart	20	0	0	0	4	.000	3	.750	0	0-0
3	Carlee O'Brien	19	11	1	12	62	.177	31	.500	3	0-0
4	Lindsay Rohla	20	5	5	10	41	.122	22	.537	0	2-3
5	Alison Johannesen	2	0	0	0	0	.000	0	.000	0	0-0
6	Hilary Braacx	18	3	2	5	19	.158	12	.632	0	0-0
7	Erin Marie Higgins	20	0	1	1	5	.000	2	.400	0	0-0
8	Chantal Esperanza	20	1	1	2	13	.077	8	.615	0	0-0
9	Rachelle Lynch	5	0	0	0	2	.000	1	.500	0	0-0
10	Andrea McLachlan	15	1	1	2	6	.167	3	.500	1	0-0
11	Christine Walker	15	1	0	1	8	.125	2	.250	1	0-0
12	Melanie Ingwersen	19	2	1	3	18	.111	10	.556	2	0-0
13	Kelli Anne McCabe	15	1	0	1	8	.125	4	.500	0	0-0
14	Christine Gerig	15	0	0	0	3	.000	1	.333	0	0-0
15	Rebecca Ferguson	16	1	1	2	5	.200	4	.800	1	0-0
16	Brittany Heinrich	17	0	2	2	3	.000	2	.667	0	0-0
17	Dana DuMerton	20	2	3	5	25	.080	14	.560	0	0-1
19	Kassi Plummer	1	0	0	0	0	.000	0	.000	0	0-0
20	Katie Smart	13	0	1	1	7	.000	5	.714	0	0-0
21	Whitney Agassiz	20	1	1	2	7	.143	3	.429	1	0-0
22	Veronika Rogina	7	0	0	0	0	.000	0	.000	0	0-0
Total		20	31	20	51	236	.131	129	.547	10	2-4
Opponents		20	16	14	30	174	.092	76	.437	4	1-2

#	Goalie	GP	Min.	GA	GAAvg	Saves	Pct	W-L-T	Sho
1	Alison Penner	1	0:00	0	0.00	0	.000	0-0-1	0/0
0	Nikki Turner	14	1149:00	9	0.70	39	.812	8-2-3	4/1
22	Veronika Rogina	7	381:00	7	1.65	21	.750	2-1-2	1/1
Total		20	1530:00	16	0.94	60	.789	10-3-6	6
Opponents		19	1440:00	31	1.94	98	.760	3-10-6	3

Goals by Period	1st	2nd	Total
Trinity Western	12	19	31
Opponents	5	11	16

Shots by Period	1st	2nd	Total
Trinity Western	117	119	236
Opponents	85	89	174

Saves by Period	1st	2nd	Total
Trinity Western	30	30	60
Opponents	46	52	98

Corners by Period	1st	2nd	Total
Trinity Western	53	51	104
Opponents	23	42	65

Fouls by Period	1st	2nd	Total
Trinity Western	100	100	200
Opponents	69	69	138

2022 SPARTANS WOMEN'S SOCCER CANADA WEST SILVER

TWU Women's Soccer 07-08 Trinity Western Combined Team Statistics (End of Season) All games

RECORD:	OVERALL	HOME	AWAY	NEUTRAL
ALL GAMES	9-3-4	4-0-3	4-3-1	1-0
CONFERENCE	8-2-4	4-0-3	4-2-1	0-0
NON-CONFERENCE	1-1	0-0	0-1	1-0

Date	Opponent		Score	Att.
* Sep 07	CALGARY	w	4-0	250
* Sep 08	LETHBRIDGE	T	0-0	150
* Sep 14	REGINA	w	5-0	160
* Sep 15	MANITOBA	T	0-0	140
* Sep 22	at Alberta	w	1-0	105
* Sep 23	at Saskatchewan	w	4-0	57
* Sep 28	#3 UBC	T	1-1	250
* Sep 29	VICTORIA	w	2-0	250
* Oct 05	at #3 UBC	L	0-3	187
* Oct 06	at Victoria	L	0-1	64
* Oct 13	at UCFV	T	0-0	78
* Oct 20	UCFV	w	3-0	275
* Oct 27	at CALG	w	4-2	200
* Oct 28	at LETH-W	w	2-0	107
P Nov 01	vs Lethbridge	w	3-1	100
P Nov 03	at #1 UBC	L	0-2	237

TEAM STATISTICS	TWUW	OPP
SHOT STATISTICS		
Goals-Shot attempts	29-188	10-151
Goals scored per game	1.81	0.62
Shot pct.	.154	.066
Shots on goal-Attempts	98-188	60-151
SOG pct.	.521	.397
Shots/Game	11.8	9.4
CORNER KICKS	64	56
PENALTY KICKS	0-0	0-0
PENALTIES		
Yellow cards	7	7
Red cards	0	0
ATTENDANCE		
Total	1475	1035
Dates/Avg Per Date	7/211	8/129
Neutral Site #/Avg	1/100	

#	Player	gp	g	a	pts	sh	sh%	sog	sog%	gw	pk-att
2	Gabrielle Guidolin	4	0	0	0	0	.000	0	.000	0	0-0
3	Carlee O'Brien	16	9	4	13	42	.214	26	.619	3	0-0
4	Lindsay Rohla	14	2	5	7	19	.105	11	.579	1	0-0
5	Daniela Gerig	16	3	0	3	22	.136	9	.409	0	0-0
6	Carla Breadon	11	0	0	0	2	.000	1	.500	0	0-0
7	Erin Marie Higgins	12	0	0	0	4	.000	3	.750	0	0-0
10	Andrea McLachlan	15	1	3	4	8	.125	4	.500	0	0-0
11	Christine Walker	14	1	3	4	13	.077	5	.385	0	0-0
12	Melissa Mobilio	12	2	4	6	16	.125	10	.625	1	0-0
13	Kayla Ungaro	9	0	1	1	4	.000	2	.500	0	0-0
14	Christine Gerig	8	0	0	0	0	.000	0	.000	0	0-0
15	Rebecca Ferguson	16	4	1	5	19	.211	9	.474	2	0-0
16	Brittany Heinrich	16	1	0	1	1	1.000	1	1.000	0	0-0
17	Dana DuMerton	13	5	0	5	14	.357	9	.643	2	0-0
18	Heather Stevenson	4	0	0	0	0	.000	0	.000	0	0-0
19	Kassi Plummer	5	0	1	1	0	.000	0	.000	0	0-0
20	Kayleen Davison	7	0	1	1	4	.000	2	.500	0	0-0
21	Whitney Agassiz	14	1	1	2	14	.071	5	.357	0	0-0
22	Veronika Rogina	15	0	0	0	0	.000	0	.000	0	0-0
23	Brittany O'Neill	9	0	1	1	2	.000	0	.000	0	0-0
24	Lauren Chartrand	1	0	0	0	0	.000	0	.000	0	0-0
25	Kaleigh Henry	10	0	0	0	4	.000	1	.250	0	0-0
Total		16	29	25	54	188	.154	98	.521	9	0-0
Opponents		16	10	3	13	151	.066	60	.397	3	0-0

#	Goalie	GP	Min.	GA	GAAvg	Saves	Pct	W-L-T	Sho
1	Ana Pruim	2	106:00	0	0.00	3	1.000	1-0-0	1/0
22	Veronika Rogina	12	1064:00	10	0.85	45	.818	8-3-1	6/0
Total		13	1170:00	10	0.77	50	.833	9-3-1	7
Opponents		13	1170:00	29	2.23	69	.704	3-9-1	3

Goals by Period	1st	2nd	Total
Trinity Western	16	13	29
Opponents	3	7	10

Shots by Period	1st	2nd	Total
Trinity Western	90	98	188
Opponents	75	76	151

Saves by Period	1st	2nd	Total
Trinity Western	24	26	50
Opponents	37	32	69

Corners by Period	1st	2nd	Total
Trinity Western	38	26	64
Opponents	22	34	56

Fouls by Period	1st	2nd	Total
Trinity Western	83	93	176
Opponents	67	51	118



TWU Women's Soccer 2008-09 **Trinity Western Combined Team Statistics (End of Season)** **All games**

RECORD:	OVERALL	HOME	AWAY	NEUTRAL
ALL GAMES	10-1-6	6-0-1	3-1-4	1-0-1
CONFERENCE	8-1-3	5-0-1	2-1-2	1-0
NON-CONFERENCE	2-0-3	1-0	1-0-2	0-0-1

Date	Opponent		Score	Att.
* Sep 11	#4 UBC	T	1-1	200
* Sep 13	VICTORIA	w	2-1	220
* Sep 20	UFV	w	3-1	130
* Sep 26	REGINA	w	9-0	111
* Sep 27	#3 MANITOBA	w	3-0	200
* Oct 04	at Calgary	w	4-2	0
* Oct 05	at Lethbridge	T	1-1	103
* Oct 11	at #4 Victoria	T	0-0	239
* Oct 12	at #9 UBC	L	0-1	200
* Oct 17	vs Saskatchewan	w	3-0	90
* Oct 18	ALBERTA	w	2-1	130
* Oct 25	vs Manitoba			
* Oct 26	at Regina	w	1-0	55
P Nov 01	vs #5 UBC	T	0-0	0
P Nov 02	at #4 Victoria	T	0-0	0
N Nov 06	at Laurier	w	3-0	435
N Nov 08	at Victoria	T	0-0	720
N Nov 09	BROCK	w	1-0	950

TEAM STATISTICS	TWUW	OPP
SHOT STATISTICS		
Goals-Shot attempts	33-192	8-119
Goals scored per game	1.94	0.47
Shot pct.	.172	.067
Shots/Game	11.3	7.0
CORNER KICKS	58	54
PENALTY KICKS	0-0	0-0
PENALTIES		
Fouls	149	144
Yellow cards	5	6
Red cards	0	1
ATTENDANCE		
Total	1941	1752
Dates/Avg Per Date	7/277	8/219
Neutral Site #/Avg	2/45	

#	Player	gp	g	a	pts	sh	sh%	yc	rc	gw	pk-att
1	Kristen Funk	14	0	1	1	0	.000	0	0	0	0-0
2	Samantha Slack	10	0	0	0	0	.000	0	0	0	0-0
3	Kaleigh Henry	12	0	0	0	4	.000	0	0	0	0-0
4	Jilian Dietrich	18	0	0	0	2	.000	0	0	0	0-0
5	Daniela Gerig	18	10	1	11	25	.400	0	0	2	0-0
6	Carla Breadon	5	0	1	1	0	.000	0	0	0	0-0
7	Nikki Byrne	7	0	2	2	5	.000	0	0	0	0-0
8	Chantal Esperanza	4	0	0	0	0	.000	0	0	0	0-0
9	Kayleen Davison	13	1	0	1	6	.167	0	0	0	0-0
10	Melissa Mobilio	14	2	1	3	16	.125	1	0	0	0-0
11	Jessica Filion	11	0	1	1	6	.000	0	0	0	0-0
12	Tessa Meyer	16	0	2	2	6	.000	0	0	0	0-0
13	Kayla Ungaro	1	0	0	0	0	.000	0	0	0	0-0
14	Meghan McKinnon	11	0	0	0	2	.000	0	0	0	0-0
15	Rebecca Ferguson	18	1	9	10	29	.034	1	0	0	0-0
16	Kayla Dilling	18	1	0	1	5	.200	2	0	1	0-0
17	Dana DuMerton	17	2	4	6	10	.200	0	0	0	0-0
18	Heather Stevenson	1	0	0	0	0	.000	0	0	0	0-0
19	Nikki Wright	18	12	6	18	56	.214	1	0	4	0-0
20	Chantelle Whitehead	16	3	2	5	11	.273	0	0	2	0-0
24	Alexi Foster	14	1	1	2	6	.167	0	0	1	0-0
25	Katie Wigston	8	0	0	0	1	.000	0	0	0	0-0
27	Brianna Roth	7	0	0	0	2	.000	0	0	0	0-0
Total		17	33	31	64	192	.172	5	0	10	0-0
Opponents		17	8	6	14	119	.067	6	1	1	0-0

#	Goalie	GP	Min.	GA	GAAvg	Saves	Pct	W-L-T	Sho
22	Veronika Rogina	4	360:00	1	0.25	18	.947	4-0-0	3/0
1	Kristen Funk	10	810:00	7	0.78	38	.844	6-1-3	3/0
Total		14	1170:00	8	0.62	56	.875	10-1-3	6
Opponents		14	1170:00	33	2.54	75	.694	1-10-3	1

Goals by Period	1st	2nd	Total
Trinity Western	19	14	33
Opponents	7	1	8

Shots by Period	1st	2nd	Total
Trinity Western	106	86	192
Opponents	49	70	119

Saves by Period	1st	2nd	Total
Trinity Western	22	34	56
Opponents	38	37	75

Corners by Period	1st	2nd	Total
Trinity Western	27	31	58
Opponents	28	26	54

Fouls by Period	1st	2nd	Total
Trinity Western	74	75	149
Opponents	73	71	144



2022 SPARTANS WOMEN'S SOCCER CANADA WEST SILVER

TWU Women's Soccer 2009-10 Trinity Western Combined Team Statistics (End of Season) All games

RECORD:	OVERALL	HOME	AWAY	NEUTRAL
ALL GAMES	15-2-2	8-1-1	5-1-1	2-0
CONFERENCE	10-2-2	5-1-1	5-1-1	0-0
NON-CONFERENCE	5-0	3-0	0-0	2-0

Date	Opponent	Score	Att.
* Sep 12	at Saskatchewan	w 3-2	100
* Sep 13	at Alberta	w 1-0	103
* Sep 19	at #8 UBC	w 3-1	100
* Sep 26	#9 BRITISH COLUMBIA	T 0-0	310
* Oct 03	at Regina	w 3-0	77
* Oct 04	at Manitoba	w 2-1	124
* Oct 09	#4 VICTORIA	L 1-2	175
* Oct 10	FRASER VALLEY	w 2-0	175
* Oct 16	CALGARY	w 2-0	65
* Oct 17	LETHBRIDGE	w 3-0	85
* Oct 23	ALBERTA	w 3-0	120
* Oct 24	SASKATCHEWAN	w 3-0	136
* Oct 31	at Fraser Valley	T 0-0	69
* Nov 1	at Victoria	L 0-2	175
P Nov 06	ALBERTA	Wo2 3-2	335
P Nov 07	#9 BRITISH COLUMBIA	w 1-0	375
N Nov 12	vs UPEI	w 1-0	0
N Nov 14	vs #3 Queen's	Wo3 2-1	0
N Nov 15	MONTREAL	Wo3 1-0	0

TEAM STATISTICS	TWUW	OPP
SHOT STATISTICS		
Goals-Shot attempts	32-229	11-154
Goals scored per game	1.68	0.58
Shot pct.	.140	.071
Shots on goal-Attempts	121-229	69-154
SOG pct.	.528	.448
Shots/Game	12.1	8.1
CORNER KICKS	100	54
PENALTY KICKS	2-2	0-0
OFFSIDES	42	9
PENALTIES		
Fouls	194	110
Yellow cards	3	6
Red cards	1	1
ATTENDANCE		
Total	1776	748
Dates/Avg Per Date	10/178	7/107
Neutral Site #/Avg	2/0	



#	Player	gp	g	a	pts	sh	sh%	sog	sog%	gw	pk-att
1	Kristen Funk	15	0	0	0	0	.000	0	.000	0	0-0
2	Nikki Byrne	19	0	0	0	3	.000	2	.667	0	0-0
3	Kaleigh Henry	2	0	0	0	0	.000	0	.000	0	0-0
4	Jilian Dietrich	17	0	1	1	0	.000	0	.000	0	0-0
5	Daniela Gerig	18	6	4	10	38	.158	21	.553	3	0-0
6	Carla Breadon	6	0	0	0	0	.000	0	.000	0	0-0
7	Alicia Tesan	16	8	3	11	33	.242	17	.515	2	0-0
8	Colleen Webber	16	1	0	1	1	1.000	1	1.000	2	0-0
9	Natalie Boyd	12	0	4	4	17	.000	11	.647	0	0-0
10	Melissa Mobilio	19	4	5	9	42	.095	21	.500	2	2-2
11	Jessica Filion	5	0	0	0	2	.000	1	.500	0	0-0
12	Tessa Meyer	18	0	1	1	7	.000	4	.571	0	0-0
14	Meghan McKinnon	5	0	0	0	0	.000	0	.000	0	0-0
15	Rebecca Ferguson	19	0	7	7	14	.000	7	.500	0	0-0
16	Kristen Santema	18	0	1	1	4	.000	2	.500	0	0-0
17	Caitlin Haines	10	0	0	0	3	.000	2	.667	0	0-0
18	Heather Stevenson	4	0	0	0	1	.000	0	.000	0	0-0
19	Nikki Wright	18	12	2	14	48	.250	25	.521	6	0-0
21	Marissa Ratzlaff	1	0	0	0	1	.000	0	.000	0	0-0
22	Veronika Rogina	5	0	0	0	0	.000	0	.000	0	0-0
24	Alexi Foster	17	1	1	2	10	.100	5	.500	0	0-0
25	Katie Wigston	8	0	0	0	2	.000	2	1.000	0	0-0
26	Claire Pedersen	1	0	0	0	0	.000	0	.000	0	0-0
27	Rachel Antoniuk	1	0	0	0	3	.000	0	.000	0	0-0
28	Karina Whitmarsh	1	0	0	0	0	.000	0	.000	0	0-0
Total		19	32	29	61	229	.140	121	.528	15	2-2
Opponents		19	11	8	19	154	.071	69	.448	2	0-0

#	Goalie	GP	Min.	GA	GAAvg	Saves	Pct	W-L-T	Sho
1	Kristen Funk	15	1363:57	7	0.46	44	.863	13-0-2	9/0
22	Veronika Rogina	4	360:00	4	1.00	13	.765	2-2-0	2/0
Total		19	1723:57	11	0.57	58	.841	15-2-2	11
Opponents		19	1723:57	32	1.67	89	.736	2-15-2	3

Goals by Period	1st	2nd	OT	OT2	OT3	Total
Trinity Western	15	15	1	1	2	34
Opponents	5	5	0	1	0	11

Shots by Period	1st	2nd	OT	OT2	OT3	Total
Trinity Western	106	105	10	8	0	229
Opponents	74	72	4	4	0	154

Saves by Period	1st	2nd	OT	OT2	OT3	Total
Trinity Western	33	23	1	1	0	58
Opponents	42	40	5	2	0	89

Corners by Period	1st	2nd	OT	OT2	OT3	Total
Trinity Western	48	48	1	3	0	100
Opponents	32	19	1	2	0	54

Fouls by Period	1st	2nd	OT	OT2	OT3	Total
Trinity Western	96	88	7	3	0	194
Opponents	56	48	5	1	0	110

TWU Spartans 2010-11 **Trinity Western Combined Team Statistics (End of Season)** **All games**

RECORD:	OVERALL	HOME	AWAY	NEUTRAL
ALL GAMES	9-3-4	4-2-1	5-1-2	0-0-1
CONFERENCE	9-3-2	4-2-1	5-1-1	0-0
NON-CONFERENCE	0-0-2	0-0	0-0-1	0-0-1

Date	Opponent		Score	Att.
* Sep 11	at Lethbridge	w	2-0	228
* Sep 12	at Calgary	w	2-1	0
* Sep 17	REGINA	w	2-0	250
* Sep 18	MANITOBA	w	1-0	95
* Sep 24	SASKATCHEWAN	w	4-0	90
* Sep 25	#4 ALBERTA	L	2-3	165
* Oct 02	at Victoria	T	1-1	130
* Oct 03	at Fraser Valley	L	1-2	91
* Oct 08	FRASER VALLEY	T	2-2	275
* Oct 09	VICTORIA	w	4-0	155
* Oct 16	#10 BRITISH COLUMBIA	L	0-1	375
* Oct 23	at #8 British Columbia	w	1-0	200
* Oct 30	at Alberta	w	2-1	146
* Oct 31	at Saskatchewan	w	2-0	55
P Nov 06	vs Fraser Valley	To3	2-2	41
P Nov 07	at Alberta	Tot	2-2	65

TEAM STATISTICS	TWUW	OPP
SHOT STATISTICS		
Goals-Shot attempts	30-236	15-167
Goals scored per game	1.88	0.94
Shot pct.	.127	.090
Shots on goal-Attempts	122-236	76-167
SOG pct.	.517	.455
Shots/Game	14.8	10.4
CORNER KICKS	91	48
PENALTY KICKS	4-5	1-1
PENALTIES		
Fouls	216	155
Yellow cards	8	6
Red cards	0	1
ATTENDANCE		
Total	1405	915
Dates/Avg Per Date	7/201	8/114
Neutral Site #/Avg	1/41	



#	Player	gp	g	a	pts	sh	sh%	sog	sog%	gw	pk-att
1	Kristen Funk	10	0	0	0	0	.000	0	.000	0	0-0
2	Nikki Byrne	16	0	0	0	4	.000	2	.500	0	0-0
4	Jilian Dietrich	14	0	0	0	0	.000	0	.000	0	0-0
5	Daniela Gerig	16	7	3	10	38	.184	28	.737	2	0-0
6	Jenna Di Nunzio	12	1	2	3	8	.125	5	.625	0	0-0
7	Alicia Tesan	15	7	2	9	26	.269	13	.500	1	0-0
8	Colleen Webber	13	3	0	3	13	.231	7	.538	0	2-2
9	Natalie Boyd	15	1	3	4	24	.042	9	.375	1	0-0
10	Melissa Mobilio	14	2	3	5	25	.080	14	.560	0	2-3
11	Jessica King	4	0	0	0	1	.000	1	1.000	0	0-0
12	Tessa Meyer	8	0	1	1	5	.000	3	.600	0	0-0
15	Rebecca Ferguson	16	1	3	4	14	.071	10	.714	0	0-0
16	Kristen Santema	15	1	1	2	14	.071	3	.214	1	0-0
17	Caitlin Haines	8	0	0	0	4	.000	2	.500	0	0-0
18	Heather Stevenson	2	0	0	0	0	.000	0	.000	0	0-0
19	Nikki Wright	15	4	2	6	42	.095	17	.405	2	0-0
20	Chantelle Whitehead	4	0	0	0	2	.000	1	.500	0	0-0
21	Jennifer Castillo	10	1	0	1	5	.200	3	.600	1	0-0
22	Veronika Rogina	7	0	0	0	0	.000	0	.000	0	0-0
24	Alexi Foster	16	1	0	1	9	.111	3	.333	0	0-0
25	Becky Schile	8	0	0	0	2	.000	1	.500	0	0-0
26	Sarah Hannigan	5	0	0	0	0	.000	0	.000	0	0-0
Total		16	30	20	50	236	.127	122	.517	8	4-5
Opponents		16	15	9	24	167	.090	76	.455	3	1-1

#	Goalie	GP	Min.	GA	GAAvg	Saves	Pct	W-L-T	Sho
1	Kristen Funk	10	930:00	8	0.77	43	.843	6-2-2	4/0
22	Veronika Rogina	6	540:00	7	1.17	18	.720	3-1-2	3/0
Total		16	1470:00	15	0.92	61	.803	9-3-4	7
Opponents		16	1470:00	30	1.84	92	.754	3-9-4	1

Goals by Period	1st	2nd	OT	OT2	OT3	Total
Trinity Western	12	18	0	0	0	30
Opponents	8	7	0	0	0	15

Shots by Period	1st	2nd	OT	OT2	OT3	Total
Trinity Western	106	120	5	5	0	236
Opponents	76	89	1	0	0	166

Saves by Period	1st	2nd	OT	OT2	OT3	Total
Trinity Western	30	30	1	0	0	61
Opponents	41	46	1	4	0	92

Corners by Period	1st	2nd	OT	OT2	OT3	Total
Trinity Western	51	34	4	2	0	91
Opponents	24	24	0	0	0	48

Fouls by Period	1st	2nd	OT	OT2	OT3	Total
Trinity Western	110	103	1	2	0	216
Opponents	89	62	3	1	0	155

2022 SPARTANS WOMEN'S SOCCER CANADA WEST SILVER

TWU Spartans 2011-12 Trinity Western Combined Team Statistics (End of Season) All games

RECORD:	OVERALL	HOME	AWAY	NEUTRAL
ALL GAMES	9-3-7	2-1-6	6-1-1	1-1
CONFERENCE	8-1-5	2-1-4	6-0-1	0-0
NON-CONFERENCE	1-2-2	0-0-2	0-1	1-1

Date	Opponent	Score	Att.
* Sep 10	#6 BRITISH COLUMBIA	L 0-1	375
* Sep 16	MANITOBA	w 4-1	205
* Sep 17	REGINA	w 3-0	245
* Sep 24	at #3 Alberta	w 1-0	103
* Sep 25	at Saskatchewan	w 2-0	100
* Oct 01	at Regina	w 4-0	95
* Oct 02	at Manitoba	w 4-1	100
* Oct 07	VICTORIA	T 0-0	130
* Oct 08	FRASER VALLEY	T 0-0	190
* Oct 15	at #5 British Columbia	T 1-1	150
* Oct 21	SASKATCHEWAN	T 0-0	65
* Oct 22	#6 ALBERTA	T 0-0	275
* Oct 29	at Lethbridge	w 2-0	109
* Oct 30	at Calgary	w 2-1	176
P Nov 04	VICTORIA	T 0-0	228
P Nov 05	#9 ALBERTA	T 0-0	320
N Nov 10	at McGill Martlets	Lo3 0-1	0
N Nov 11	vs Wilfrid Laurier	w 1-0	50
N Nov 12	vs Alberta	L 0-2	50

TEAM STATISTICS	TWUW	OPP
SHOT STATISTICS		
Goals-Shot attempts	24-183	7-128
Goals scored per game	1.26	0.37
Shot pct.	.131	.055
Shots on goal-Attempts	103-183	55-128
SOG pct.	.563	.430
Shots/Game	9.6	6.7
CORNER KICKS	69	36
Goals off corners	1	1
PENALTY KICKS	1-3	0-0
PENALTIES		
Fouls	143	114
Yellow cards	4	7
Red cards	0	0
ATTENDANCE		
Total	2033	833
Dates/Avg Per Date	9/226	8/104
Neutral Site #/Avg	2/50	



#	Player	gp	g	a	pts	sh	sh%	sog	sog%	gw	pk-att
1	Kristen Funk	17	0	0	0	0	.000	0	.000	0	0-0
2	Nikki Byrne	19	0	0	0	3	.000	2	.667	0	0-0
4	Jilian Dietrich	19	0	1	1	1	.000	1	1.000	0	0-0
5	Daniela Gerig	19	4	3	7	33	.121	18	.545	2	0-0
6	Jenna Di Nunzio	18	0	5	5	16	.000	8	.500	0	0-0
7	Alicia Tesan	18	1	2	3	12	.083	9	.750	1	0-0
8	Colleen Webber	18	2	1	3	12	.167	9	.750	2	1-2
9	Natalie Boyd	17	2	2	4	10	.200	6	.600	2	0-0
10	Melissa Mobilio	18	4	5	9	24	.167	15	.625	2	0-1
11	Jessica King	10	1	0	1	2	.500	2	1.000	0	0-0
12	Tessa Meyer	16	2	0	2	7	.286	5	.714	0	0-0
13	Vanessa Kovacs	10	0	0	0	4	.000	0	.000	0	0-0
15	Sarah-Kim Bergeron	19	2	0	2	15	.133	7	.467	0	0-0
17	Caitlin Haines	14	1	1	2	9	.111	4	.444	0	0-0
18	Melissa Horahan	8	0	0	0	7	.000	4	.571	0	0-0
19	Nikki Wright	17	2	2	4	14	.143	6	.429	0	0-0
21	Jennifer Castillo	18	3	1	4	5	.600	4	.800	0	0-0
24	Alexi Foster	19	0	1	1	9	.000	3	.333	0	0-0
26	Sarah Hannigan	1	0	0	0	0	.000	0	.000	0	0-0
29	Alessandra Oliverio	2	0	0	0	0	.000	0	.000	0	0-0
Total		19	24	24	48	183	.131	103	.563	9	1-3
Opponents		19	7	6	13	128	.055	55	.430	3	0-0

#	Goalie	GP	Min.	GA	GA/Avg	Saves	Pct	W-L-T	Sho
1	Kristen Funk	12	1020:00	5	0.44	35	.875	8-2-2	6/0
0	Cara Santana	2	180:00	2	1.00	13	.867	1-1-0	1/0
Total		14	1200:00	7	0.52	48	.873	9-3-2	7
Opponents		14	1200:00	24	1.80	79	.767	3-9-2	3

Goals by Period	1st	2nd	OT	OT2	OT3	Total
Trinity Western	10	14	0	0	0	24
Opponents	4	3	0	0	1	8

Shots by Period	1st	2nd	OT	OT2	OT3	Total
Trinity Western	82	97	1	3	0	183
Opponents	61	65	1	1	0	128

Saves by Period	1st	2nd	OT	OT2	OT3	Total
Trinity Western	17	29	1	1	0	48
Opponents	31	45	1	2	0	79

Corners by Period	1st	2nd	OT	OT2	OT3	Total
Trinity Western	31	36	1	1	0	69
Opponents	21	14	1	0	0	36

Fouls by Period	1st	2nd	OT	OT2	OT3	Total
Trinity Western	68	69	2	4	0	143
Opponents	53	57	3	1	0	114

TWU Spartans 2012-13 **Trinity Western Combined Team Statistics (End of Season)** **All games**

RECORD:	OVERALL	HOME	AWAY	NEUTRAL
ALL GAMES	17-1	10-0	5-1	2-0
CONFERENCE	11-1	6-0	5-1	0-0
NON-CONFERENCE	6-0	4-0	0-0	2-0

Date	Opponent		Score	Att.
* Sep 7	LETHBRIDGE	w	6-0	470
* Sep 8	CALGARY	w	6-1	205
* Sep 15	#8 BRITISH COLUMBIA	w	3-0	250
* Sep 22	at Manitoba	w	4-0	100
* Sep 23	at Winnipeg	w	6-0	50
* Sep 28	#9 REGINA	w	3-0	175
* Sep 29	SASKATCHEWAN	w	3-0	150
* Oct 06	at MRU	w	3-0	175
* Oct 07	at Alberta	L	0-2	115
* Oct 12	NORTHERN BC	w	7-0	155
* Oct 19	at Fraser Valley	w	2-1	145
* Oct 20	at Victoria	w	1-0	158
P Oct 26	MANITOBA	w	2-0	165
P Nov 02	REGINA	w	2-0	135
P Nov 03	#4 VICTORIA	w	2-1	230
N Nov 08	vs #6 Wilfrid Laurier	w	2-1	348
N Nov 09	VICTORIA	w	1-0	1400
N Nov 11	vs Queen's	wo3	1-0	1567

TEAM STATISTICS	TWUW	OPP
SHOT STATISTICS		
Goals-Shot attempts	53-332	6-110
Goals scored per game	2.94	0.33
Shot pct.	.160	.055
Shots on goal-Attempts	175-332	54-110
SOG pct.	.527	.491
Shots/Game	18.4	6.1
GOAL BREAKDOWN		
Penalty	1	0
Unassisted	8	0
Overtime	0	0
CORNER KICKS	105	47
Goals off corners	0	0
PENALTY KICKS	1-1	0-1
OFFSIDES	54	16
PENALTIES		
Yellow cards	10	8
Red cards	1	1
ATTENDANCE		
Total	3335	743



#	Player	gp	g	a	pts	sh	sh%	sog	sog%	gw	pk-att
00	Cara Santaiga	1	0	0	0	0	.000	0	.000	0	0-0
1	Kristen Funk	18	0	1	1	1	.000	0	.000	0	0-0
2	Nikki Byrne	13	3	2	5	8	.375	6	.750	1	0-0
3	Stephanie Chin	18	1	3	4	9	.111	3	.333	0	0-0
4	Jilian Dietrich	18	0	5	5	9	.000	3	.333	0	0-0
5	Lindsey Pulice	10	0	0	0	4	.000	2	.500	0	0-0
6	Alessandra Oliverio	8	1	0	1	8	.125	5	.625	0	0-0
7	Alicia Tesan	18	3	11	14	46	.065	24	.522	0	0-0
8	Colleen Webber	17	1	5	6	11	.091	8	.727	1	0-0
9	Natalie Boyd	18	5	7	12	37	.135	19	.514	5	1-1
10	Jenna Di Nunzio	13	7	3	10	44	.159	23	.523	2	0-0
11	Jessica King	18	6	4	10	29	.207	18	.621	1	0-0
12	Tessa Meyer	18	3	5	8	16	.188	8	.500	1	0-0
13	Vanessa Kovacs	15	1	3	4	10	.100	4	.400	0	0-0
14	Krista Gommeringer	18	15	12	27	78	.192	40	.513	4	0-0
16	Kristen Santema	17	2	0	2	7	.286	4	.571	0	0-0
17	Caitlin Haines	8	0	0	0	2	.000	1	.500	0	0-0
18	Vanessa Wiebe	5	0	0	0	0	.000	0	.000	0	0-0
21	Jennifer Castillo	18	5	1	6	11	.455	5	.455	2	0-0
24	Cindy-Leigh Meyer	3	0	0	0	1	.000	1	1.000	0	0-0
25	Isabella Di Trocchio	5	0	1	1	0	.000	0	.000	0	0-0
27	Rachel Antoniuk	1	0	1	1	1	.000	1	1.000	0	0-0
Total		18	53	64	117	332	.160	175	.527	17	1-1
Opponents		18	6	6	12	110	.055	54	.491	1	0-1

#	Goalie	GP	Min.	GA	GAAvg	Saves	Pct	W-L-T	Sho
1	Kristen Funk	18	1650:00	6	0.33	48	.889	17-1-0	12.0
Total		18	1650:00	6	0.33	48	.889	17-1-0	12
Opponents		18	1650:00	53	2.89	122	.697	1-17-0	2

Goals by Period	1st	2nd	OT	OT2	OT3	Total
Trinity Western	27	26	0	0	1	54
Opponents	0	6	0	0	0	6

Shots by Period	1st	2nd	OT	OT2	OT3	Total
Trinity Western	167	159	1	5	0	332
Opponents	45	61	4	0	0	110

Saves by Period	1st	2nd	OT	OT2	OT3	Total
Trinity Western	20	25	3	0	0	48
Opponents	57	61	0	4	0	122

Corners by Period	1st	2nd	OT	OT2	OT3	Total
Trinity Western	59	45	0	1	0	105
Opponents	20	27	0	0	0	47

Fouls by Period	1st	2nd	OT	OT2	OT3	Total
Trinity Western	93	90	2	1	0	186
Opponents	75	69	0	0	0	144

2022 SPARTANS WOMEN'S SOCCER CANADA WEST SILVER

2013 TWU Spartans Women's Soccer Trinity Western Combined Team Statistics (End of Season) All games

RECORD:	OVERALL	HOME	AWAY	NEUTRAL
ALL GAMES	13-2-3	6-1	4-0-3	3-1
CONFERENCE	8-1-3	5-1	3-0-3	0-0
NON-CONFERENCE	5-1	1-0	1-0	3-1

Date	Opponent	Score	Att.
* Sep 07	at #10 UBC	T 0-0	487
* Sep 13	#4 VICTORIA	L 1-2	270
* Sep 14	FRASER VALLEY	w 2-1	425
* Sep 21	at Saskatchewan	T 1-1	319
* Sep 22	at Regina	T 0-0	140
* Sep 27	at UNBC	w 4-0	150
* Oct 04	WINNIPEG	w 5-0	105
* Oct 05	MANITOBA	w 3-0	125
* Oct 12	at Calgary	w 1-0	167
* Oct 13	at Lethbridge	Wo2 5-1	150
* Oct 18	#2 ALBERTA	w 2-0	175
* Oct 19	MOUNT ROYAL	w 3-1	225
P Oct 26	SASKATCHEWAN	w 2-0	305
P Nov 01	at #5 Victoria	Wo2 2-1	350
P Nov 02	vs #4 Alberta	Lo2 1-2	40
N Nov 07	vs Laurier	w 3-0	0
N Nov 09	vs Cape Breton	w 1-0	0
N Nov 10	vs Montreal	w 1-0	0

TEAM STATISTICS	TWUW	OPP
SHOT STATISTICS		
Goals-Shot attempts	37-307	9-122
Goals scored per game	2.06	0.50
Shot pct.	.121	.074
Shots on goal-Attempts	133-307	43-122
SOG pct.	.433	.352
Shots/Game	17.1	6.8
CORNER KICKS	111	35
Goals off corners	1	1
PENALTY KICKS	2-3	1-1
PENALTIES		
Yellow cards	12	13
Red cards	0	0
ATTENDANCE		
Total	1630	1763
Dates/Avg Per Date	7/233	7/252
Neutral Site #/Avg	4/10	

#	Player	gp	g	a	pts	sh	sh%	sog	sog%	gw	pk-att
1	Rachel Bedek	18	0	0	0	0	.000	0	.000	0	0-0
3	Stephanie Chin	18	0	2	2	2	.000	1	.500	0	0-0
5	Lindsey Pulice	14	0	1	1	0	.000	0	.000	0	0-0
6	Alessandra Oliverio	16	3	3	6	17	.176	7	.412	1	1-1
7	Alicia Tesan	18	1	3	4	29	.034	11	.379	0	0-0
8	Colleen Webber	18	0	2	2	14	.000	4	.286	0	0-0
9	Natalie Boyd	17	5	2	7	46	.109	21	.457	3	0-1
10	Jenna Di Nunzio	12	1	1	2	12	.083	6	.500	0	0-0
11	Jessica King	18	3	7	10	32	.094	13	.406	1	0-0
13	Vanessa Kovacs	17	3	1	4	22	.136	9	.409	2	0-0
14	Krista Gommeringer	18	14	8	22	65	.215	33	.508	4	1-1
16	Kristen Santema	14	0	0	0	6	.000	0	.000	0	0-0
17	Caitlin Haines	17	2	1	3	12	.167	4	.333	1	0-0
18	Vanessa Wiebe	3	0	0	0	0	.000	0	.000	0	0-0
19	Nikki Wright	18	1	0	1	25	.040	9	.360	0	0-0
21	Jennifer Castillo	16	2	1	3	14	.143	8	.571	0	0-0
22	Baily Williams	4	0	0	0	0	.000	0	.000	0	0-0
25	Isabella Di Trocchio	14	0	0	0	5	.000	2	.400	0	0-0
26	Sarah Hannigan	9	1	1	2	6	.167	4	.667	0	0-0
Total		18	37	33	70	307	.121	133	.433	13	2-3
Opponents		18	9	5	14	122	.074	43	.352	2	1-1

#	Goalie	GP	Min.	GA	GAAvg	Saves	Pct	W-L-T	Sho
22	Baily Williams	1	45:00	0	0.00	0	.000	0-0-0	0/1
1	Rachel Bedek	18	1635:00	9	0.50	34	.791	13-2-3	10/1
Total		18	1680:00	9	0.48	34	.791	13-2-3	11
Opponents		18	1680:00	37	1.98	96	.722	2-13-3	2

Goals by Period	1st	2nd	OT	OT2	Total
Trinity Western	21	15	0	1	37
Opponents	3	5	1	0	9

Shots by Period	1st	2nd	OT	OT2	Total
Trinity Western	151	148	3	5	307
Opponents	61	55	3	3	122

Saves by Period	1st	2nd	OT	OT2	Total
Trinity Western	21	13	0	0	34
Opponents	48	45	1	2	96

Corners by Period	1st	2nd	OT	OT2	Total
Trinity Western	50	57	1	3	111
Opponents	23	10	2	0	35

Fouls by Period	1st	2nd	OT	OT2	Total
Trinity Western	67	81	2	3	153
Opponents	81	86	5	3	175



2014 TWU Spartans Women's Soccer **Trinity Western Combined Team Statistics (End of Season)** **All games**

RECORD:	OVERALL	HOME	AWAY	NEUTRAL
ALL GAMES	14-2-1	9-0	3-1-1	2-1
CONFERENCE	9-1-1	6-0	3-1-1	0-0
NON-CONFERENCE	5-1	3-0	0-0	2-1

Date	Opponent		Score	Att.
* 9/5/2014	UFV	w	2-1	750
* 9/6/2014	at Victoria	T	1-1	230
* 9/12/2014	at Thompson Rivers	w	3-1	415
* 9/13/2014	at UBC Okanagan	w	5-1	280
* 9/26/2014	UBC OKANAGAN	w	5-2	205
* 9/27/2014	THOMPSON RIVERS	w	1-0	230
* 10/5/2014	at UNBC	w	4-1	175
* 10/10/201	VICTORIA	w	1-0	180
* 10/11/201	UBC	w	3-0	185
* 10/17/201	UFV	w	4-2	285
* 10/19/201	at UBC	L	0-1	150
P 10/24/201	UBC	w	3-1	275
P 10/31/201	SASKATCHEWAN	w	1-0	305
P 11/1/2014	UFV	w	2-1	525
N 11/6/2014	vs UOIT	w	4-1	0
N 11/7/2014	vs Ottawa	w	3-0	0
N 11/9/2014	vs Laval	L	0-5	2128

TEAM STATISTICS	TWUW	OPP
SHOT STATISTICS		
Goals-Shot attempts	42-274	18-173
Goals scored per game	2.47	1.06
Shot pct.	.153	.104
Shots on goal-Attempts	141-274	71-173
SOG pct.	.515	.410
Shots/Game	16.1	10.2
CORNER KICKS		
Goals off corners	0	0
PENALTY KICKS		
	3-3	1-1
PENALTIES		
Yellow cards	7	8
Red cards	1	0
ATTENDANCE		
Total	2940	1250
Dates/Avg Per Date	9/327	5/250
Neutral Site #/Avg	3/709	

#	Player	gp	g	a	pts	sh	sh%	sog	sog%	gw	pk-att
01	Sophia Traxler	5	0	0	0	0	.000	0	.000	0	0-0
02	Amy Gartke	16	0	2	2	3	.000	1	.333	0	0-0
03	Stephanie Chin	17	1	0	1	2	.500	1	.500	1	0-0
04	Natalie Arnett	12	1	0	1	6	.167	4	.667	1	0-0
05	Lindsey Pulice	14	0	0	0	2	.000	0	.000	0	0-0
06	Alessandra Oliverio	17	3	3	6	16	.188	9	.562	1	3-3
07	Casandra Silveri	1	0	0	0	0	.000	0	.000	0	0-0
08	Kathleen Chin	6	0	0	0	0	.000	0	.000	0	0-0
09	Seina Kashima	14	4	7	11	35	.114	23	.657	0	0-0
10	Jenna Di Nunzio	17	4	4	8	34	.118	19	.559	1	0-0
11	Jessica King	16	13	2	15	37	.351	25	.676	8	0-0
12	Danae Derksen	13	0	2	2	6	.000	3	.500	0	0-0
13	Vanessa Kovacs	16	4	1	5	29	.138	13	.448	0	0-0
14	Krista Gommeringer	15	8	6	14	65	.123	30	.462	2	0-0
16	Kristen Santema	17	0	1	1	9	.000	1	.111	0	0-0
17	Leanne Verhoeff	3	1	0	1	1	1.000	1	1.000	0	0-0
18	Vanessa Wiebe	10	1	0	1	1	1.000	1	1.000	0	0-0
19	Emma Weme	2	0	0	0	2	.000	1	.500	0	0-0
21	Jennifer Castillo	15	1	1	2	6	.167	2	.333	0	0-0
22	Rachel Sydor	5	0	0	0	0	.000	0	.000	0	0-0
25	Isabella Di Trocchio	16	1	1	2	18	.056	7	.389	0	0-0
26	Sarah Hannigan	12	0	0	0	1	.000	0	.000	0	0-0
28	Jolayne Whitmarsh	4	0	0	0	1	.000	0	.000	0	0-0
Total		17	42	30	72	274	.153	141	.515	14	3-3
Opponents		17	18	11	29	173	.104	71	.410	2	1-1

#	Goalie	GP	Min.	GA	GAAvg	Saves	Pct	W-L-T	Sho
22	Rachel Sydor	1	45:00	0	0.00	2	1.000	0-0-0	0/0
00	Christina Oliverio	16	1440:00	17	1.06	48	.738	14-1-1	5/0
01	Sophia Traxler	1	45:00	1	2.00	3	.750	0-1-0	0/0
Total		17	1530:00	18	1.06	53	.746	14-2-1	5
Opponents		17	1530:00	42	2.47	99	.702	2-14-1	2

Goals by Period	1st	2nd	Total
Trinity Western	16	26	42
Opponents	10	8	18

Shots by Period	1st	2nd	Total
Trinity Western	127	147	274
Opponents	100	73	173

Saves by Period	1st	2nd	Total
Trinity Western	29	24	53
Opponents	50	49	99

Corners by Period	1st	2nd	Total
Trinity Western	50	46	96
Opponents	25	22	47

Fouls by Period	1st	2nd	Total
Trinity Western	74	64	138
Opponents	78	69	147



2022 SPARTANS WOMEN'S SOCCER CANADA WEST SILVER

2015 TWU Spartans Women's Soccer Trinity Western Combined Team Statistics (End of Season) All games

RECORD:	OVERALL	HOME	AWAY	NEUTRAL
ALL GAMES	15-3-3	6-1-1	6-1-2	3-1
CONFERENCE	10-1-3	5-1-1	5-0-2	0-0
NON-CONFERENCE	5-2	1-0	1-1	3-1

Date	Opponent	Score	Att.
* 9/11/2015 UBC	L	0-2	635
* 9/12/2015 VICTORIA	W	3-1	340
* 9/18/2015 UBC OKANAGAN	T	1-1	257
* 9/19/2015 THOMPSON RIVERS	W	3-0	174
* 9/25/2015 at UNBC	W	3-0	0
* 9/27/2015 at Alberta	W	3-0	134
* 10/3/2015 at Mount Royal	W	5-0	84
* 10/4/2015 at MacEwan	T	1-1	109
* 10/9/2015 at UFV	W	2-1	150
* 10/13/201 UFV	W	5-0	190
* 10/16/201 WINNIPEG	W	4-0	160
* 10/17/201 MANITOBA	W	6-0	240
* 10/23/201 at Victoria	W	1-0	253
* 10/24/201 at UBC	T	0-0	321
P 10/30/201 ALBERTA	W	1-0	247
P 11/5/2015 vs MacEwan	W	1-0	100
P 11/7/2015 at Saskatchewan	W	1-0	423
P 11/8/2015 vs UBC	L	0-1	226
N 11/12/201 vs Cape Breton	W	2-0	100
N 11/14/201 vs Laval	Wo2	2-1	180
N 11/15/201 at UBC	L	0-3	1153

TEAM STATISTICS	TWUW	OPP
SHOT STATISTICS		
Goals-Shot attempts	43-266	11-179
Goals scored per game	2.05	0.52
Shot pct.	.162	.061
Shots on goal-Attempts	143-266	95-179
SOG pct.	.538	.531
Shots/Game	12.7	8.5
CORNER KICKS	117	67
Goals off corners	1	0
PENALTY KICKS	3-3	0-0
PENALTIES		
Fouls	168	196
Yellow cards	10	14
Red cards	0	0
ATTENDANCE		
Total	2243	2627
Dates/Avg Per Date	8/280	9/292
Neutral Site #/Avg	4/152	



#	Player	gp	g	a	pts	sh	sh%	sog	sog%	gw	pk-att
00	Christina Oliverio	2	0	0	0	0	.000	0	.000	0	0-0
2	Amy Gartke	21	1	0	1	1	1.000	1	1.000	1	0-0
3	Stephanie Chin	21	0	0	0	6	.000	0	.000	0	0-0
4	Quinn Hardstaff	21	0	0	0	5	.000	3	.600	0	0-0
5	Lindsey Pulice	21	0	0	0	0	.000	0	.000	0	0-0
6	Alessandra Oliverio	18	10	3	13	30	.333	16	.533	4	3-3
8	Kathleen Chin	19	0	2	2	5	.000	1	.200	0	0-0
9	Seina Kashima	21	0	8	8	33	.000	17	.515	0	0-0
10	Rachel Hutchinson	21	6	7	13	22	.273	13	.591	3	0-0
11	Brooklyn Tidder	16	2	1	3	10	.200	6	.600	0	0-0
12	Danae Derksen	19	0	0	0	10	.000	6	.600	0	0-0
13	Vanessa Kovacs	16	5	1	6	15	.333	11	.733	2	0-0
14	Krista Gommeringer	21	8	5	13	41	.195	23	.561	4	0-0
15	Sarah-Kim Bergeron	2	0	0	0	0	.000	0	.000	0	0-0
16	Jenaya Robertson	21	5	1	6	35	.143	17	.486	1	0-0
17	Leanne Verhoeff	17	0	0	0	9	.000	3	.333	0	0-0
18	Vanessa Wiebe	3	0	0	0	0	.000	0	.000	0	0-0
19	Nicole Bolder	18	1	0	1	10	.100	3	.300	0	0-0
22	Rachel Sydor	1	0	0	0	0	.000	0	.000	0	0-0
23	Taylor Falcone	1	0	0	0	1	.000	1	1.000	0	0-0
25	Isabella Di Trocchio	21	5	3	8	33	.152	22	.667	0	0-0
28	Jolayne Whitmarsh	3	0	0	0	0	.000	0	.000	0	0-0
35	Ally Williamson	21	0	0	0	0	.000	0	.000	0	0-0
Total		21	43	31	74	266	.162	143	.538	15	3-3
Opponents		21	11	7	18	179	.061	95	.531	3	0-0

#	Goalie	GP	Min.	GA	GAAvg	Saves	Pct	W-L-T	Sho
22	Rachel Sydor	1	18:00	0	0.00	0	.000	0-0-0	0/1
35	Ally Williamson	21	1892:41	11	0.52	83	.883	15-3-3	12/1
Total		21	1910:41	11	0.52	84	.884	15-3-3	13
Opponents		21	1910:41	43	2.03	100	.699	3-15-3	4

Goals by Period	1st	2nd	OT	OT2	Total
Trinity Western	24	19	0	1	44
Opponents	6	5	0	0	11

Shots by Period	1st	2nd	OT	OT2	Total
Trinity Western	127	137	1	1	266
Opponents	84	90	4	1	179

Saves by Period	1st	2nd	OT	OT2	Total
Trinity Western	36	48	0	0	84
Opponents	45	53	1	1	100

Corners by Period	1st	2nd	OT	OT2	Total
Trinity Western	62	55	0	0	117
Opponents	34	33	0	0	67

Fouls by Period	1st	2nd	OT	OT2	Total
Trinity Western	78	87	1	2	168
Opponents	104	89	1	2	196

2016 TWU Spartans Women's Soccer **Trinity Western Combined Team Statistics (End of Season)** **All games**

RECORD:	OVERALL	HOME	AWAY	NEUTRAL
ALL GAMES	13-2-4	6-2-4	7-0	0-0
CONFERENCE	11-0-3	4-0-3	7-0	0-0
NON-CONFERENCE	2-2-1	2-2-1	0-0	0-0

Date	Opponent		Score	Att.
* 9/2/2016	at UFV	w	2-1	150
* 9/10/2016	at Saskatchewan	w	4-0	301
* 9/11/2016	at Regina	w	1-0	70
* 9/16/2016	VICTORIA	T	0-0	410
* 9/17/2016	UBC	T	1-1	285
* 9/24/2016	at Thompson Rivers	w	4-0	250
* 9/25/2016	at UBC Okanagan	w	3-0	75
* 9/30/2016	ALBERTA	w	2-0	290
* 10/1/2016	UNBC	w	4-0	120
* 10/7/2016	UFV	w	3-2	285
* 10/14/2016	at UBC	w	2-1	220
* 10/16/2016	at Victoria	w	2-0	100
* 10/21/2016	LETHBRIDGE	w	2-0	205
* 10/22/2016	CALGARY	T	1-1	265
P 10/29/2016	UBC OKANAGAN	w	3-0	255
P 11/5/2016	SASKATCHEWAN	w	2-0	385
P 11/6/2016	UBC	L	0-3	420
N 11/10/2016	UOIT	Lo2	0-1	0
N 11/11/2016	SASKATCHEWAN	To2	0-0	0

TEAM STATISTICS	TWUW	OPP
SHOT STATISTICS		
Goals-Shot attempts	36-246	10-135
Goals scored per game	1.89	0.53
Shot pct.	.146	.074
Shots on goal-Attempts	109-246	63-135
SOG pct.	.443	.467
Shots/Game	12.9	7.1
CORNER KICKS	123	59
Goals off corners	1	0
PENALTY KICKS	4-4	0-0
PENALTIES		
Yellow cards	7	10
Red cards	0	0
ATTENDANCE		
Total	2920	1166
Dates/Avg Per Date	12/243	7/167
Neutral Site #/Avg	0/0	



#	Player	gp	g	a	pts	sh	sh%	sog	sog%	gw	pk-att
00	Christina Oliverio	4	0	0	0	0	.000	0	.000	0	0-0
2	Amy Gartke	19	2	0	2	13	.154	4	.308	0	0-0
3	Stephanie Chin	19	4	0	4	17	.235	6	.353	0	3-3
4	Elizabeth Hicks	18	0	0	0	3	.000	0	.000	0	0-0
5	Lindsey Pulice	19	0	2	2	1	.000	1	1.000	0	0-0
7	Kristen Sakaki	19	1	2	3	4	.250	4	1.000	1	0-0
8	Kathleen Chin	7	2	0	2	2	1.000	2	1.000	0	0-0
9	Seina Kashima	18	3	6	9	38	.079	20	.526	0	0-0
10	Rachel Hutchinson	19	3	7	10	32	.094	18	.562	2	0-0
11	Brooklyn Tidder	16	1	0	1	9	.111	2	.222	0	0-0
12	Danae Derksen	18	5	2	7	12	.417	8	.667	1	0-0
15	Danielle Thune	7	1	0	1	3	.333	1	.333	0	0-0
16	Jenaya Robertson	13	3	0	3	13	.231	6	.462	2	0-0
17	Leanne Verhoeff	19	0	1	1	17	.000	4	.235	0	0-0
18	Vanessa Wiebe	7	0	0	0	3	.000	1	.333	0	0-0
19	Nicole Bolder	18	1	2	3	13	.077	4	.308	1	0-0
20	Lauren Ehrhardt	3	0	0	0	1	.000	0	.000	0	0-0
23	Emily Robertson	1	0	0	0	0	.000	0	.000	0	0-0
25	Isabella Di Trocchio	18	9	2	11	62	.145	27	.435	6	1-1
28	Taylor Bubnick	12	1	1	2	3	.333	1	.333	0	0-0
35	Ally Williamson	17	0	0	0	0	.000	0	.000	0	0-0
Total		19	36	25	61	246	.146	109	.443	13	4-4
Opponents		19	10	8	18	135	.074	63	.467	2	0-0

#	Goalie	GP	Min.	GA	GA/Avg	Saves	Pct	W-L-T	Sho
00	Christina Oliverio	2	180:00	1	0.50	4	.800	1-0-1	1/0
35	Ally Williamson	17	1560:00	9	0.52	49	.845	12-2-3	11/0
Total		19	1740:00	10	0.52	53	.841	13-2-4	12
Opponents		19	1740:00	36	1.86	73	.670	2-13-4	4

Goals by Period	1st	2nd	OT	OT2	Total
Trinity Western	16	20	0	0	36
Opponents	3	6	0	1	10

Shots by Period	1st	2nd	OT	OT2	Total
Trinity Western	115	131	0	0	246
Opponents	69	64	0	2	135

Saves by Period	1st	2nd	OT	OT2	Total
Trinity Western	29	24	0	0	53
Opponents	32	41	0	0	73

Corners by Period	1st	2nd	OT	OT2	Total
Trinity Western	65	58	0	0	123
Opponents	30	27	2	0	59

Fouls by Period	1st	2nd	OT	OT2	Total
Trinity Western	95	81	1	1	178
Opponents	74	73	2	2	151

2022 SPARTANS WOMEN'S SOCCER CANADA WEST SILVER

2017 TWU Spartans Women's Soccer Trinity Western Combined Team Statistics (End of Season) All games

RECORD:	OVERALL	HOME	AWAY	NEUTRAL
ALL GAMES	15-4-1	10-2	5-2-1	0-0
CONFERENCE	10-3-1	6-1	4-2-1	0-0
NON-CONFERENCE	5-1	4-1	1-0	0-0

Date	Opponent	Score	Att.
* 9/8/2017	UBC	L 0-3	450
* 9/9/2017	VICTORIA	w 2-1	180
* 9/16/2017	at Calgary	L 0-3	144
* 9/17/2017	at Lethbridge	w 2-0	139
* 9/22/2017	at UNBC	w 3-0	150
* 9/24/2017	at MacEwan	w 1-0	80
* 9/29/2017	UBC OKANAGAN	w 4-0	190
* 9/30/2017	THOMPSON RIVERS	w 5-0	130
* 10/6/2017	UFV	w 5-0	230
* 10/8/2017	at UFV	w 4-0	120
* 10/13/2017	REGINA	w 5-0	160
* 10/14/2017	SASKATCHEWAN	w 5-0	250
* 10/20/2017	at Victoria	T 0-0	450
* 10/21/2017	at UBC	L 0-2	412
P 10/28/2017	UFV	w 1-0	280
P 11/3/2017	UBC	w 3-0	670
P 11/4/2017	VICTORIA	w 2-1	400
N 11/9/2017	MANITOBA	w 4-0	400
N 11/11/2017	MONTREAL	L 0-5	150
N 11/12/2017	at Western	w 3-1	120

TEAM STATISTICS	TWUW	OPP
SHOT STATISTICS		
Goals-Shot attempts	49-254	16-137
Goals scored per game	2.45	0.80
Shot pct.	.193	.117
Shots on goal-Attempts	135-254	67-137
SOG pct.	.531	.489
Shots/Game	12.7	6.8
CORNER KICKS	103	60
Goals off corners	1	0
PENALTY KICKS	2-2	1-1
PENALTIES		
Yellow cards	9	9
Red cards	0	0
ATTENDANCE		
Total	3490	1615
Dates/Avg Per Date	12/291	8/202
Neutral Site #/Avg	0/0	



#	Player	gp	g	a	pts	sh	sh%	sog	sog%	gw	pk-att
2	Amy Gartke	20	3	3	6	29	.103	12	.414	1	0-0
4	Elizabeth Hicks	20	2	1	3	5	.400	3	.600	0	0-0
5	Aliya Coy	18	0	2	2	4	.000	1	.250	0	0-0
6	Gabi Short	12	1	1	2	8	.125	2	.250	0	0-0
7	Kristen Sakaki	19	0	0	0	6	.000	2	.333	0	0-0
8	Kathleen Chin	19	6	1	7	20	.300	11	.550	1	2-2
9	Seina Kashima	19	4	9	13	40	.100	22	.550	1	0-0
10	Rachel Hutchinson	19	13	6	19	49	.265	34	.694	4	0-0
11	Brooklyn Tidder	19	1	0	1	6	.167	3	.500	1	0-0
12	Danae Derksen	20	6	3	9	30	.200	18	.600	1	0-0
13	Lindsey Pegios	6	0	0	0	0	.000	0	.000	0	0-0
15	Danielle Thune	16	0	1	1	1	.000	1	1.000	0	0-0
16	Jenaya Robertson	19	5	2	7	19	.263	8	.421	2	0-0
17	Leanne Verhoeff	14	2	0	2	11	.182	5	.455	0	0-0
18	Bella Roque	6	0	0	0	3	.000	1	.333	0	0-0
20	Lauren Ehrhardt	3	0	0	0	0	.000	0	.000	0	0-0
23	Emily Robertson	3	0	0	0	3	.000	2	.667	0	0-0
24	Carmen Mostat	2	0	0	0	0	.000	0	.000	0	0-0
25	Kathryn Harvey	20	5	2	7	20	.250	9	.450	3	0-0
26	Gina Minervini	1	0	0	0	0	.000	0	.000	0	0-0
29	Carley Willmott	3	0	0	0	0	.000	0	.000	0	0-0
Total		20	49	31	80	254	.193	135	.531	15	2-2
Opponents		20	16	8	24	137	.117	67	.489	4	1-1

#	Goalie	GP	Min.	GA	GAAvg	Saves	Pct	W-L-T	Sho
00	Christina Oliverio	17	1530:00	13	0.76	46	.780	13-3-1	11/0
22	Rachel Sydor	3	267:13	3	1.01	5	.625	2-1-0	2/0
Total		20	1797:13	16	0.80	51	.761	15-4-1	13
Opponents		20	1797:13	49	2.45	86	.637	4-15-1	5

Goals by Period	1st	2nd	Total
Trinity Western	19	30	49
Opponents	10	6	16

Shots by Period	1st	2nd	Total
Trinity Western	113	141	254
Opponents	82	55	137

Saves by Period	1st	2nd	Total
Trinity Western	28	23	51
Opponents	38	48	86

Corners by Period	1st	2nd	Total
Trinity Western	55	48	103
Opponents	35	25	60

Fouls by Period	1st	2nd	Total
Trinity Western	101	89	190
Opponents	78	70	148

2018 TWU Spartans Women's Soccer **Trinity Western Combined Team Statistics (End of Season)** **All games**

RECORD:	OVERALL	HOME	AWAY	NEUTRAL
ALL GAMES	17-3	9-1	6-2	2-0
CONFERENCE	12-2	6-1	6-1	0-0
NON-CONFERENCE	5-1	3-0	0-1	2-0

Date	Opponent		Score	Att.
* 9/7/2018	VICTORIA	w	3-1	330
* 9/8/2018	UBC	w	4-1	340
* May 20	at Manitoba	w	1-0	439
* 9/15/2018	at Winnipeg	w	3-0	120
* 9/21/2018	MACEWAN	L	2-3	170
* 9/22/2018	UNBC	w	4-3	460
* 9/29/2018	at Thompson Rivers	w	6-0	250
* 9/30/2018	at UBC Okanagan	w	3-0	30
* 10/5/2018	UFV	w	3-1	315
* 10/7/2018	at UFV	w	3-2	215
* 10/12/201	ALBERTA	w	2-0	235
* 10/13/201	MOUNT ROYAL	w	7-0	205
* 10/19/201	at UBC	w	2-1	228
* 10/20/201	at Victoria	L	1-2	300
P 10/27/201	UFV	wo2	1-0	305
P 11/2/2018	ALBERTA	w	3-2	275
P 11/3/2018	CALGARY	w	1-0	285
N 11/8/2018	vs Laval	w	1-0	0
N 11/10/201	vs Cape Breton	w	2-1	0
N 11/11/201	at Ottawa	L	1-2	0

TEAM STATISTICS	TWUW	OPP
SHOT STATISTICS		
Goals-Shot attempts	53-308	19-164
Goals scored per game	2.65	0.95
Shot pct.	.172	.116
Shots on goal-Attempts	172-308	88-164
SOG pct.	.558	.537
Shots/Game	15.4	8.2
CORNER KICKS	128	68
Goals off corners	0	0
PENALTY KICKS	3-3	2-3
PENALTIES		
Yellow cards	14	16
Red cards	0	0
ATTENDANCE		
Total	2920	1582
Dates/Avg Per Date	10/292	8/198
Neutral Site #/Avg	2/0	



#	Player	gp	g	a	pts	sh	sh%	sog	sog%	gw	pk-att
2	Amy Gartke	20	7	5	12	39	.179	17	.436	2	0-0
4	Elizabeth Hicks	19	5	0	5	15	.333	9	.600	1	0-0
5	Aliya Coy	19	0	1	1	2	.000	0	.000	0	0-0
6	Gabi Short	19	7	5	12	26	.269	13	.500	0	0-0
7	Kristen Sakaki	19	0	2	2	2	.000	1	.500	0	0-0
8	Kathleen Chin	20	5	0	5	26	.192	8	.308	1	3-3
9	Seina Kashima	18	8	14	22	68	.118	50	.735	3	0-0
10	Rachel Hutchinson	14	5	2	7	21	.238	12	.571	3	0-0
11	Brooklyn Tidder	18	0	0	0	10	.000	2	.200	0	0-0
12	Danae Derksen	19	1	4	5	16	.062	10	.625	0	0-0
13	Lindsey Pegios	3	0	0	0	0	.000	0	.000	0	0-0
14	Makenna Dieterich	10	0	2	2	6	.000	2	.333	0	0-0
15	Danielle Thune	3	0	0	0	0	.000	0	.000	0	0-0
16	Jenaya Robertson	20	6	5	11	42	.143	23	.548	1	0-0
17	Leanne Verhoeff	1	0	0	0	0	.000	0	.000	0	0-0
18	Bella Roque	1	0	0	0	0	.000	0	.000	0	0-0
19	Nicole Bolder	7	0	0	0	2	.000	2	1.000	0	0-0
20	Madeline Low	8	0	0	0	2	.000	1	.500	0	0-0
21	Syd Duquette	12	0	0	0	1	.000	1	1.000	0	0-0
22	Rachel Sydor	20	0	0	0	0	.000	0	.000	0	0-0
25	Kathryn Harvey	18	7	1	8	22	.318	16	.727	5	0-0
26	Sierra Halldorson	20	0	2	2	8	.000	2	.250	0	0-0
28	Emily Killam	1	0	0	0	0	.000	0	.000	0	0-0
35	Hannah Miller	4	0	0	0	0	.000	0	.000	0	0-0
Total		20	53	43	96	308	.172	172	.558	17	3-3
Opponents		20	19	13	32	164	.116	88	.537	3	2-3

#	Goalie	GP	Min.	GA	GA/Avg	Saves	Pct	W-L-T	Sho
35	Hannah Miller	1	45:00	0	0.00	1	1.000	0-0-0	0/0
22	Rachel Sydor	20	1785:00	19	0.96	61	.762	17-3-0	9/0
Total		20	1830:00	19	0.93	68	.782	17-3-0	9
Opponents		20	1830:00	53	2.61	116	.686	3-17-0	0

Goals by Period	1st	2nd	OT	OT2	Total
Trinity Western	23	29	0	1	53
Opponents	9	10	0	0	19

Shots by Period	1st	2nd	OT	OT2	Total
Trinity Western	160	145	3	3	311
Opponents	83	81	0	0	164

Saves by Period	1st	2nd	OT	OT2	Total
Trinity Western	35	33	0	0	68
Opponents	62	50	2	2	116

Corners by Period	1st	2nd	OT	OT2	Total
Trinity Western	70	58	0	0	128
Opponents	31	37	0	0	68

Fouls by Period	1st	2nd	OT	OT2	Total
Trinity Western	111	99	0	2	212
Opponents	98	104	4	2	208

2022 SPARTANS WOMEN'S SOCCER CANADA WEST SILVER

2019 TWU Spartans Women's Soccer Trinity Western Combined Team Statistics (End of Season) All games

RECORD:	OVERALL	HOME	AWAY	NEUTRAL
ALL GAMES	14-2-1	9-0	5-2-1	0-0
CONFERENCE	12-1-1	7-0	5-1-1	0-0
NON-CONFERENCE	2-1	2-0	0-1	0-0

Date	Opponent	Score	Att.
* 9/6/2019	at UBC	T 0-0	303
* 9/7/2019	at Victoria	w 3-2	145
* 9/13/2019	WINNIPEG	w 5-1	229
* 9/14/2019	MANITOBA	w 5-0	225
* 9/21/2019	at Alberta	w 3-0	60
* 9/22/2019	at MacEwan	w 1-0	250
* 9/27/2019	VICTORIA	w 3-2	200
* 9/28/2019	UBC	w 2-0	280
* 10/4/2019	at UNBC	w 5-2	120
* 10/6/2019	at Calgary	L 1-2	112
* 10/11/2019	UFV	w 5-1	285
* 10/13/2019	at UFV	w 3-0	157
* 10/18/2019	UBC OKANAGAN	w 8-0	200
* 10/19/2019	THOMPSON RIVERS	w 4-0	260
P 10/27/2019	UFV	w 2-1	280
P 11/1/2019	at UBC	L 0-1	100
P 11/2/2019	MACEWAN	w 4-1	80

TEAM STATISTICS	TWUW	OPP
SHOT STATISTICS		
Goals-Shot attempts	54-254	13-119
Goals scored per game	3.18	0.76
Shot pct.	.213	.109
Shots on goal-Attempts	152-254	73-119
SOG pct.	.598	.613
Shots/Game	14.9	7.0
CORNER KICKS		
Goals off corners	0	0
PENALTY KICKS	1-2	2-2
PENALTIES		
Yellow cards	8	4
Red cards	0	1
ATTENDANCE		
Total	2039	1247
Dates/Avg Per Date	9/227	8/156
Neutral Site #/Avg	0/0	

#	Player	gp	g	a	pts	sh	sh%	sog	sog%	gw	pk-att
00	Olivia Nicol	1	0	0	0	0	.000	0	.000	0	0-0
1	Ella Sutton	2	0	0	0	0	.000	0	.000	0	0-0
2	Jenna Neumann	1	0	0	0	0	.000	0	.000	0	0-0
4	Elizabeth Hicks	16	1	2	3	9	.111	5	.556	0	0-0
5	Aliya Coy	7	0	1	1	0	.000	0	.000	0	0-0
6	Gabi Short	16	4	1	5	26	.154	13	.500	1	0-0
7	Kristen Sakaki	17	2	1	3	8	.250	7	.875	0	0-0
8	Maddie Melnychuk	10	0	1	1	0	.000	0	.000	0	0-0
9	Mila Van der Veen	14	0	0	0	1	.000	0	.000	0	0-0
10	Rachel Hutchinson	17	12	11	23	60	.200	35	.583	3	0-0
11	Brooklyn Tidder	17	3	1	4	13	.231	6	.462	2	0-0
12	Grace Van den brink	9	0	0	0	4	.000	2	.500	0	0-0
13	Lindsey Pegios	5	0	1	1	0	.000	0	.000	0	0-0
15	Danielle Thune	7	0	4	4	0	.000	0	.000	0	0-0
16	Jenaya Robertson	17	15	6	21	55	.273	36	.655	5	1-2
19	Nicole Bolder	17	5	0	5	16	.312	11	.688	0	0-0
20	Maddie Low	8	1	0	1	7	.143	3	.429	0	0-0
21	Syd Duquette	17	2	2	4	15	.133	5	.333	0	0-0
23	Theresa Hicks	4	0	0	0	1	.000	0	.000	0	0-0
25	Kathryn Harvey	17	9	3	12	34	.265	23	.676	3	0-0
26	Sierra Halldorson	16	0	2	2	5	.000	5	1.000	0	0-0
28	Emily Killam	3	0	1	1	0	.000	0	.000	0	0-0
29	Carley Willmott	1	0	0	0	0	.000	0	.000	0	0-0
Total		17	54	37	91	254	.213	152	.598	14	1-2
Opponents		17	13	7	20	119	.109	73	.613	2	2-2

#	Goalie	GP	Min.	GA	GAAvg	Saves	Pct	W-L-T	Sho
00	Olivia Nicol	1	13:58	0	0.00	0	.000	0-0-0	0/1
1	Ella Sutton	2	166:02	0	0.00	2	1.000	2-0-0	1/1
35	Hannah Miller	15	1350:00	13	0.87	54	.806	12-2-1	6/0
Total		17	1530:00	13	0.76	60	.822	14-2-1	8
Opponents		17	1530:00	54	3.18	98	.645	2-14-1	2

Goals by Period	1st	2nd	Total
Trinity Western	27	27	54
Opponents	6	7	13

Shots by Period	1st	2nd	Total
Trinity Western	142	112	254
Opponents	51	68	119

Saves by Period	1st	2nd	Total
Trinity Western	26	34	60
Opponents	56	42	98

Corners by Period	1st	2nd	Total
Trinity Western	49	43	92
Opponents	14	28	42

Fouls by Period	1st	2nd	Total
Trinity Western	68	72	140
Opponents	70	62	132



2021 TWU Spartans Women's Soccer **Trinity Western Combined Team Statistics (End of Season)** **All games**

RECORD:	OVERALL	HOME	AWAY	NEUTRAL
ALL GAMES	16-0-2	9-0	6-0-1	1-0-1
CONFERENCE	11-0-1	6-0	5-0-1	0-0
NON-CONFERENCE	5-0-1	3-0	1-0	1-0-1

Date	Opponent		Score	Att.
* 9/10/2021	UBC OKANAGAN	w	3-2	600
* 9/11/2021	UBC OKANAGAN	w	2-0	255
* 9/17/2021	at UNBC	w	6-0	87
* 9/18/2021	at UNBC	w	5-0	100
* 9/24/2021	UFV	w	5-0	300
* 9/25/2021	UFV	w	1-0	240
* 10/1/2021	at Thompson Rivers	w	4-1	500
* 10/2/2021	at Thompson Rivers	w	3-1	170
* 10/8/2021	VICTORIA	w	3-0	300
* 10/9/2021	VICTORIA	w	1-0	250
* 10/15/202	at UBC	w	1-0	403
* 10/16/202	at UBC	T	0-0	525
P 10/30/202	VICTORIA	w	1-0	315
P 11/5/2021	SASKATCHEWAN	w	1-0	275
P 11/6/2021	UBC	w	1-0	620
N 11/18/202	at Cape Breton	w	4-0	289
N 11/20/202	vs Laval	Wo2	4-2	109
N 11/21/202	vs MacEwan	To2	2-2	102

TEAM STATISTICS	TWUW	OPP
SHOT STATISTICS		
Goals-Shot attempts	47-225	8-109
Goals scored per game	2.61	0.44
Shot pct.	.209	.073
Shots on goal-Attempts	140-225	63-109
SOG pct.	.622	.578
Shots/Game	12.5	6.1
CORNER KICKS	104	50
PENALTY KICKS	0-1	2-2
PENALTIES		
Yellow cards	10	10
Red cards	0	0
ATTENDANCE		
Total	3155	2074
Dates/Avg Per Date	9/351	7/296
Neutral Site #/Avg	2/106	

#	Player	gp	g	a	pts	sh	sh%	sog	sog%	gw	pk-att
2	Jenna Neumann	3	0	0	0	0	.000	0	.000	0	0-0
3	Shaila Weflen	1	0	0	0	0	.000	0	.000	0	0-0
4	Elizabeth Hicks	18	5	2	7	22	.227	11	.500	2	0-0
5	Aliya Coy	12	0	1	1	6	.000	4	.667	0	0-0
6	Gabriella Low	14	2	1	3	9	.222	7	.778	0	0-0
7	Sarah Bazille	5	3	0	3	6	.500	6	1.000	0	0-0
08	08	1	0	0	0	0	.000	0	.000	0	0-0
8	Maddie Melnychuk	14	5	2	7	20	.250	12	.600	1	0-0
9	Mila Van der Veen	10	0	0	0	0	.000	0	.000	0	0-0
11	Tilly James	18	3	0	3	11	.273	5	.455	1	0-0
12	Grace Van den brink	16	1	3	4	15	.067	6	.400	0	0-0
13	Erin Stewart	3	0	0	0	0	.000	0	.000	0	0-0
14	Makenna Dieterich	18	4	3	7	26	.154	17	.654	2	0-0
15	Holland Stiel	16	2	1	3	5	.400	3	.600	0	0-0
16	Anna Dunn	17	11	9	20	40	.275	27	.675	4	0-0
18	Bella Roque	17	0	2	2	10	.000	6	.600	0	0-0
19	Jessica Vance	15	0	1	1	0	.000	0	.000	0	0-0
20	Olivia Kranjcec	16	0	0	0	8	.000	4	.500	0	0-0
24	Claire Bastura	1	0	0	0	0	.000	0	.000	0	0-0
25	Kathryn Harvey	18	10	4	14	34	.294	25	.735	6	0-0
26	Sierra Halldorson	16	1	6	7	13	.077	7	.538	0	0-1
29	Makenna Van der Veen	5	0	0	0	0	.000	0	.000	0	0-0
Total		18	47	35	82	225	.209	140	.622	16	0-1
Opponents		18	8	3	11	109	.073	63	.578	0	2-2

#	Goalie	GP	Min.	GA	GAAvg	Saves	Pct	W-L-T	Sho
35	Hannah Miller	18	1671:24	8	0.43	52	.867	16-0-1	13/0
Total		18	1671:24	8	0.43	55	.873	16-0-1	13
Opponents		18	1671:24	47	2.53	93	.664	0-16-1	1

Goals by Period	1st	2nd	OT	OT2	Total
Trinity Western	20	25	0	2	47
Opponents	3	5	0	0	8

Shots by Period	1st	2nd	OT	OT2	Total
Trinity Western	112	110	1	2	225
Opponents	47	55	5	2	109

Saves by Period	1st	2nd	OT	OT2	Total
Trinity Western	24	27	2	2	55
Opponents	55	38	0	0	93

Corners by Period	1st	2nd	OT	OT2	Total
Trinity Western	59	44	0	1	104
Opponents	26	21	1	2	50

Fouls by Period	1st	2nd	OT	OT2	Total
Trinity Western	74	70	4	4	152
Opponents	57	60	1	5	123



2022 SPARTANS WOMEN'S SOCCER CANADA WEST SILVER





Spartans Women's Soccer 2022 Historical Individual and Team Records



2022 SPARTANS WOMEN'S SOCCER CANADA WEST SILVER

INDIVIDUAL GAME RECORDS

Most points

1. 10 - Daniela Gerig; Regina; 9/26/2008
2. 8 - Alexis Heinz; Leth Pronghorns; 10/27/2001
3. 7 - Carlee O'Brien; at Lethbridge 'Horns; 10/24/2004
4. 6 - Alessandra Oliverio; Winnipeg; 10/16/2015
- 6 - Alexis Heinz; Regina Cougars; 10/15/2005
- 6 - Alicia Tesan; Saskatchewan; 9/24/2010
- 6 - Anna Dunn; at UNBC; 9/17/2021
- 6 - Carlee O'Brien; UBC; 9/23/2006
- 6 - Carlee O'Brien; Manitoba Bisons; 10/13/2005
- 6 - Carlee O'Brien; at Regina Cougars; 9/25/2003
- 6 - Jessica King; UBC Okanagan; 9/26/2014
- 6 - Katie Smart; Leth Pronghorns; 9/21/2002
- 6 - Krista Gommeringer; Northern BC; 10/12/2012
- 6 - Rachel Hutchinson; at Alberta; 9/27/2015

Most goals

1. 5 - Daniela Gerig; Regina; 9/26/2008
2. 4 - Alexis Heinz; Leth Pronghorns; 10/27/2001
3. 3 - Alessandra Oliverio; Winnipeg; 10/16/2015
- 3 - Alexis Heinz; Regina Cougars; 10/15/2005
- 3 - Alicia Tesan; Saskatchewan; 9/24/2010
- 3 - Carlee O'Brien; UBC; 9/23/2006
- 3 - Carlee O'Brien; Manitoba Bisons; 10/13/2005
- 3 - Carlee O'Brien; at Lethbridge 'Horns; 10/24/2004
- 3 - Carlee O'Brien; UBC; 9/23/2006
- 3 - Carlee O'Brien; at Regina Cougars; 9/25/2003
- 3 - Jessica King; UBC Okanagan; 9/26/2014
- 3 - Rachel Hutchinson; MacEwan; 11/2/2019
- 3 - Rachel Hutchinson; Manitoba; 9/14/2019
- 3 - Rachel Hutchinson; at Alberta; 9/27/2015

Most assists

1. 4 - Rebecca Ferguson; Regina; 9/26/2008
2. 3 - Anna Dunn; at UNBC; 9/18/2021
- 3 - Janine Drake; Leth Pronghorns; 10/27/2001
- 3 - Krista Gommeringer; at Lethbridge; 10/13/2013
- 3 - Krista Gommeringer; at Winnipeg; 9/23/2012
- 3 - Natalie Boyd; Northern BC; 10/12/2012
- 3 - Rachel Hutchinson; Manitoba; 10/17/2015
- 3 - Rachel Hutchinson; UBC Okanagan; 10/18/2019
- 3 - Rachel Hutchinson; Winnipeg; 9/13/2019
- 3 - Seina Kashima; Mount Royal; 10/13/2018
- 3 - Seina Kashima; at Thompson Rivers; 9/29/2018
- 3 - Theresa Hicks; Lethbridge; 9/9/2022

Most shots

1. 11 - Krista Gommeringer; at UNBC; 10/5/2014
- 11 - Nikki Wright; UFV; 9/20/2008
- 9 - Ashlee Davison; UBC Thunderbirds; 10/13/2004
- 9 - Carlee O'Brien; at Lethbridge; 10/21/2006
- 9 - Krista Gommeringer; Northern BC; 10/12/2012
- 9 - Nikki Wright; Regina; 9/17/2010
7. 8 - Anna Dunn; at Thompson Rivers; 10/2/2021
- 8 - Carlee O'Brien; Regina Cougars; 10/4/2003
- 8 - Daniela Gerig; Regina; 9/26/2008
- 8 - Hilary Braacx; at Simon Fraser CLAN; 10/17/2006
- 8 - Isabella Di Trocchio; Calgary; 10/22/2016
- 8 - Isabella Di Trocchio; UFV; 10/7/2016
- 8 - Jenna Di Nunzio; Alberta; 11/5/2011
- 8 - Jessica King; Winnipeg; 10/4/2013
- 8 - Krista Gommeringer; at Manitoba; 9/22/2012
- 8 - Krista Gommeringer; Lethbridge; 9/7/2012
- 8 - Seina Kashima; UNBC; 9/22/2018
- 8 - Sophie Crowther; UBC; 8/27/2022

Most saves

1. 21 - Angela Garriott; at McGill; 11/13/2004
2. 13 - Kristen Funk; at Saskatchewan; 10/31/2010
3. 12 - Kristen Funk; UBC; 11/1/2008
4. 11 - Angela Garriott; UBC Thunderbirds; 10/3/2002
- 11 - Nikki Turner; UBC; 9/23/2006
- 11 - Nikki Turner; UBC; 9/23/2006
7. 10 - Ally Williamson; at MacEwan; 10/4/2015
- 10 - Cara Santaga; vs Wilfrid Laurier; 11/11/2011
9. 9 - Angela Garriott; Victoria Vikes; 11/2/2002
- 9 - Kristen Funk; at Victoria; 11/2/2008
- 9 - Kristen Funk; at Alberta; 9/24/2011



Points

1. 42 - Krista Gommeringer (15g 12a) - 2012
2. 36 - Krista Gommeringer (14g 8a) - 2013
- 36 - Jenaya Robertson (15g 6a) - 2019
4. 35 - Rachel Hutchinson (12g 11a) - 2019
5. 32 - Rachel Hutchinson (13g 6a) - 2017
6. 31 - Anna Dunn (11g 9a) - 2021
7. 30 - Seina Kashima (8g 14a) - 2018
- 30 - Nikki Wright (12g 6a) - 2008
9. 28 - Jessica King (13g 2a) - 2014
10. 26 - Nikki Wright (12g 2a) - 2009

Points per game (min. 5 games)

1. 2.33 - Krista Gommeringer (18 games) - 2012
2. 2.12 - Jenaya Robertson (17 games) - 2019
3. 2.06 - Rachel Hutchinson (17 games) - 2019
4. 2.00 - Krista Gommeringer (18 games) - 2013
5. 1.82 - Anna Dunn (17 games) - 2021
6. 1.75 - Jessica King (16 games) - 2014
7. 1.68 - Rachel Hutchinson (19 games) - 2017
8. 1.67 - Seina Kashima (18 games) - 2018
- 1.67 - Nikki Wright (18 games) - 2008
10. 1.56 - Carlee O'Brien (16 games) - 2004

Goals

1. 15 - Jenaya Robertson - 2019
- 15 - Krista Gommeringer - 2012
3. 14 - Krista Gommeringer - 2013
4. 13 - Jessica King - 2014
- 13 - Rachel Hutchinson - 2017
6. 12 - Rachel Hutchinson - 2019
- 12 - Nikki Wright - 2008
- 12 - Nikki Wright - 2009
9. 11 - Charis Wardrope - 2022
- 11 - Anna Dunn - 2021
- 11 - Alexis Heinz - 2005
- 11 - Carlee O'Brien - 2006

Goals per game (min. 5 games)

1. 0.88 - Jenaya Robertson (17 games) - 2019
2. 0.83 - Krista Gommeringer (18 games) - 2012
3. 0.81 - Jessica King (16 games) - 2014
4. 0.78 - Krista Gommeringer (18 games) - 2013
5. 0.71 - Rachel Hutchinson (17 games) - 2019
6. 0.69 - Charis Wardrope (16 games) - 2022
7. 0.68 - Rachel Hutchinson (19 games) - 2017
8. 0.67 - Nikki Wright (18 games) - 2009
- 0.67 - Nikki Wright (18 games) - 2008
10. 0.65 - Alexis Heinz (17 games) - 2005
- 0.65 - Anna Dunn (17 games) - 2021

Game-winning goals

1. 8 - Jessica King - 2014
2. 6 - Kathryn Harvey - 2021
- 6 - Nikki Wright - 2009
- 6 - Isabella Di Trocchio - 2016
5. 5 - Jenaya Robertson - 2019
- 5 - Kathryn Harvey - 2018
- 5 - Natalie Boyd - 2012
8. 4 - Anna Dunn - 2021
- 4 - Alessandra Oliverio - 2015
- 4 - Krista Gommeringer - 2015
- 4 - Rachel Hutchinson - 2017
- 4 - Krista Gommeringer - 2013
- 4 - Krista Gommeringer - 2012

4 - Nikki Wright - 2008

Assists

1. 14 - Seina Kashima - 2018
2. 12 - Sophie Crowther - 2022
- 12 - Krista Gommeringer - 2012
4. 11 - Alicia Tesan - 2012
- 11 - Rachel Hutchinson - 2019
6. 9 - Seina Kashima - 2017
- 9 - Anna Dunn - 2021
- 9 - Rebecca Ferguson - 2008
9. 8 - Seina Kashima - 2015
- 8 - Krista Gommeringer - 2013

Assists per game (min. 5 games)

1. 0.78 - Seina Kashima (18 games) - 2018
2. 0.75 - Sophie Crowther (16 games) - 2022
3. 0.67 - Krista Gommeringer (18 games) - 2012
4. 0.65 - Rachel Hutchinson (17 games) - 2019
5. 0.61 - Alicia Tesan (18 games) - 2012
6. 0.57 - Danielle Thune (7 games) - 2019
7. 0.53 - Anna Dunn (17 games) - 2021
8. 0.50 - Rebecca Ferguson (18 games) - 2008
- 0.50 - Seina Kashima (14 games) - 2014
10. 0.47 - Seina Kashima (19 games) - 2017

Shots attempted

1. 78 - Krista Gommeringer (15 goals) - 2012
2. 68 - Seina Kashima (8 goals) - 2018
3. 65 - Krista Gommeringer (14 goals) - 2013
- 65 - Krista Gommeringer (8 goals) - 2014
5. 62 - Isabella Di Trocchio (9 goals) - 2016
- 62 - Carlee O'Brien (11 goals) - 2006
7. 60 - Rachel Hutchinson (12 goals) - 2019
8. 56 - Nikki Wright (12 goals) - 2008
9. 55 - Jenaya Robertson (15 goals) - 2019
10. 49 - Rachel Hutchinson (13 goals) - 2017

Shots per game (min. 5 games)

1. 4.33 - Krista Gommeringer (15 games) - 2014
- 4.33 - Krista Gommeringer (18 games) - 2012
3. 3.78 - Seina Kashima (18 games) - 2018
4. 3.61 - Krista Gommeringer (18 games) - 2013
5. 3.53 - Rachel Hutchinson (17 games) - 2019
6. 3.44 - Isabella Di Trocchio (18 games) - 2016
7. 3.38 - Jenna Di Nunzio (13 games) - 2012
8. 3.26 - Carlee O'Brien (19 games) - 2006
9. 3.24 - Jenaya Robertson (17 games) - 2019
10. 3.11 - Nikki Wright (18 games) - 2008

Shots on goal

1. 50 - Seina Kashima (8 goals) - 2018
2. 40 - Krista Gommeringer (15 goals) - 2012
3. 36 - Jenaya Robertson (15 goals) - 2019
4. 35 - Rachel Hutchinson (12 goals) - 2019
5. 34 - Rachel Hutchinson (13 goals) - 2017
6. 33 - Krista Gommeringer (14 goals) - 2013
- 33 - Nikki Wright (12 goals) - 2008
8. 31 - Carlee O'Brien (11 goals) - 2006
9. 30 - Krista Gommeringer (8 goals) - 2014
10. 28 - Daniela Gerig (7 goals) - 2010

2022 SPARTANS WOMEN'S SOCCER CANADA WEST SILVER

INDIVIDUAL SEASON RECORDS

SOG per game (min. 5 games)

1. 2.78 - Seina Kashima (18 games) - 2018
2. 2.22 - Krista Gommeringer (18 games) - 2012
3. 2.12 - Jenaya Robertson (17 games) - 2019
4. 2.06 - Rachel Hutchinson (17 games) - 2019
5. 2.00 - Krista Gommeringer (15 games) - 2014
6. 1.83 - Krista Gommeringer (18 games) - 2013
- 1.83 - Nikki Wright (18 games) - 2008
8. 1.79 - Rachel Hutchinson (19 games) - 2017
9. 1.77 - Jenna Di Nunzio (13 games) - 2012
10. 1.75 - Daniela Gerig (16 games) - 2010

Penalty kicks made

1. 3 - Alessandra Oliverio - 2014
- 3 - Stephanie Chin - 2016
- 3 - Alessandra Oliverio - 2015
- 3 - Kathleen Chin - 2018
- 2 - Colleen Webber - 2010
- 2 - Lindsay Rohla - 2003
- 2 - Melissa Mobilio - 2010
- 2 - Kathleen Chin - 2017
- 2 - Melissa Mobilio - 2009
- 2 - Lindsay Rohla - 2006

Penalty kick attempts

1. 3 - Kathleen Chin - 2018
- 3 - Alessandra Oliverio - 2014
- 3 - Alessandra Oliverio - 2015
- 3 - Melissa Mobilio - 2010
- 3 - Stephanie Chin - 2016
- 3 - Lindsay Rohla - 2006
- 2 - Kathleen Chin - 2017
- 2 - Lindsay Rohla - 2004
- 2 - Jenaya Robertson - 2019
- 2 - Lindsay Rohla - 2003
- 2 - Colleen Webber - 2010
- 2 - Lindsay Rohla - 2005
- 2 - Colleen Webber - 2011
- 2 - Melissa Mobilio - 2009

Saves

1. 83 - Ally Williamson (11 GA, 83 saves) - 2015
2. 73 - Angela Garriott (14 GA, 73 saves) - 2004
3. 61 - Rachel Sydor (19 GA, 61 saves) - 2018
4. 56 - Angela Garriott (24 GA, 56 saves) - 2002
5. 54 - Hannah Miller (13 GA, 54 saves) - 2019
6. 53 - Ali Penner (22 GA, 53 saves) - 2005
7. 52 - Hannah Miller (8 GA, 52 saves) - 2021
8. 49 - Ally Williamson (9 GA, 49 saves) - 2016
9. 48 - Christina Oliverio (17 GA, 48 saves) - 2014
- 48 - Kristen Funk (6 GA, 48 saves) - 2012

Saves per game (min. 5 games)

1. 4.30 - Kristen Funk (10 games) - 2010
2. 4.06 - Angela Garriott (18 games) - 2004
3. 3.95 - Ally Williamson (21 games) - 2015
4. 3.80 - Kristen Funk (10 games) - 2008
5. 3.75 - Veronika Rogina (12 games) - 2007
6. 3.60 - Hannah Miller (15 games) - 2019
7. 3.50 - Angela Garriott (16 games) - 2002
8. 3.12 - Ali Penner (17 games) - 2005
9. 3.05 - Rachel Sydor (20 games) - 2018
10. 3.00 - Christina Oliverio (16 games) - 2014
- 3.00 - Veronika Rogina (7 games) - 2006
- 3.00 - Veronika Rogina (6 games) - 2010

Save percent (min. 5 saves)

1. .947 - Veronika Rogina (1 GA, 18 saves) - 2008
2. .889 - Kristen Funk (6 GA, 48 saves) - 2012
3. .883 - Ally Williamson (11 GA, 83 saves) - 2015
4. .875 - Kristen Funk (5 GA, 35 saves) - 2011
5. .867 - Hannah Miller (8 GA, 52 saves) - 2021
- .867 - Cara Santaga (2 GA, 13 saves) - 2011
7. .863 - Kristen Funk (7 GA, 44 saves) - 2009
8. .845 - Ally Williamson (9 GA, 49 saves) - 2016
9. .844 - Kristen Funk (7 GA, 38 saves) - 2008
10. .843 - Kristen Funk (8 GA, 43 saves) - 2010

Goals against avg (min. 5 minutes)

1. 0.25 - Veronika Rogina (1 GA, 360 min) - 2008
2. 0.33 - Kristen Funk (6 GA, 1650 min) - 2012
3. 0.43 - Hannah Miller (8 GA, 1671 min) - 2021
4. 0.44 - Kristen Funk (5 GA, 1020 min) - 2011
5. 0.46 - Kristen Funk (7 GA, 1364 min) - 2009
6. 0.50 - Rachel Bedek (9 GA, 1635 min) - 2013
7. 0.50 - Christina Oliverio (1 GA, 180 min) - 2016
8. 0.52 - Ally Williamson (9 GA, 1560 min) - 2016
9. 0.52 - Ally Williamson (11 GA, 1893 min) - 2015
10. 0.70 - Nikki Turner (9 GA, 1149 min) - 2006

Most wins

1. 17 - Rachel Sydor (17-3-0) - 2018
- 17 - Kristen Funk (17-1-0) - 2012
3. 16 - Hannah Miller (16-0-1) - 2021
4. 15 - Ally Williamson (15-3-3) - 2015
5. 14 - Christina Oliverio (14-1-1) - 2014
6. 13 - Angela Garriott (13-2-4) - 2004
- 13 - Kristen Funk (13-0-2) - 2009
- 13 - Rachel Bedek (13-2-3) - 2013
9. 12 - Ally Williamson (12-2-3) - 2016
10. 8 - Nikki Turner (8-2-3) - 2006
- 8 - Kristen Funk (8-2-2) - 2011
- 8 - Veronika Rogina (8-3-1) - 2007

Most losses

1. 9 - Angela Garriott (6-9-1) - 2002
2. 6 - Ali Penner (6-6-4) - 2005
- 6 - Angela Garriott (6-6-2) - 2003
4. 3 - Christy Bentall (5-3-4) - 2001
- 3 - Veronika Rogina (8-3-1) - 2007
- 3 - Ally Williamson (15-3-3) - 2015
- 3 - Rachel Sydor (17-3-0) - 2018
8. 2 - Rachel Bedek (13-2-3) - 2013
- 2 - Nikki Turner (8-2-3) - 2006
- 2 - Kristen Funk (8-2-2) - 2011
- 2 - Kristen Funk (6-2-2) - 2010
- 2 - Angela Garriott (13-2-4) - 2004
- 2 - Veronika Rogina (2-2-0) - 2009
- 2 - Ally Williamson (12-2-3) - 2016

Most ties

1. 4 - Angela Garriott (13-2-4) - 2004
- 4 - Ali Penner (6-6-4) - 2005
- 4 - Christy Bentall (5-3-4) - 2001
4. 3 - Ally Williamson (12-2-3) - 2016
- 3 - Nikki Turner (8-2-3) - 2006
- 3 - Rachel Bedek (13-2-3) - 2013
- 3 - Ally Williamson (15-3-3) - 2015
- 3 - Kristen Funk (6-1-3) - 2008
9. 2 - Kristen Funk (8-2-2) - 2011
- 2 - Veronika Rogina (3-1-2) - 2010

Most shutouts

1. 13 - Hannah Miller - 2021
2. 12.1 - Ally Williamson - 2015
12 - Kristen Funk - 2012
4. 11 - Christina Oliverio - 2017
11 - Ally Williamson - 2016
11 - Angela Garriott - 2004
7. 10.1 - Rachel Bedek - 2013
8. 9 - Kristen Funk - 2009
9 - Rachel Sydor - 2018
10. 7 - Hannah Miller - 2022

Games played

1. 21 - Ally Williamson - 2015
21 - Krista Gommeringer - 2015
21 - Isabella Di Trocchio - 2015
21 - Seina Kashima - 2015
21 - Jenaya Robertson - 2015
21 - Stephanie Chin - 2015
21 - Amy Gartke - 2015
21 - Quinn Hardstaff - 2015
21 - Lindsey Pulice - 2015
21 - Rachel Hutchinson - 2015

Goalie Games played

1. 21 - Ally Williamson - 2015
2. 20 - Rachel Sydor - 2018
3. 18 - Hannah Miller - 2021
18 - Angela Garriott - 2004
18 - Kristen Funk - 2012
18 - Rachel Bedek - 2013
7. 17 - Ally Williamson - 2016
17 - Hannah Miller - 2022
17 - Ali Penner - 2005
17 - Christina Oliverio - 2017

Games started

1. 21 - Ally Williamson - 2015
2. 20 - Erin Marie Higgins - 2006
20 - Jenaya Robertson - 2018
20 - Kathleen Chin - 2018
20 - Stephanie Stewart - 2006
20 - Elizabeth Hicks - 2017
20 - Whitney Agassiz - 2006
20 - Lindsay Rohla - 2006
20 - Amy Gartke - 2017
20 - Amy Gartke - 2018
20 - Rachel Sydor - 2018

Goalie Games started

1. 21 - Ally Williamson - 2015
2. 20 - Rachel Sydor - 2018
3. 18 - Hannah Miller - 2021
18 - Rachel Bedek - 2013
18 - Kristen Funk - 2012
6. 17 - Hannah Miller - 2022
17 - Kristen Santema - 2014
17 - Angela Garriott - 2004
17 - Kristen Funk - 2011
17 - Ally Williamson - 2016
17 - Christina Oliverio - 2017
17 - Jenna Di Nunzio - 2014

Minutes played

1. 1898 - Stephanie Chin - 2015
2. 1891 - Ally Williamson - 2015
3. 1853 - Amy Gartke - 2015
4. 1785 - Elizabeth Hicks - 2017
1785 - Rachel Sydor - 2018
6. 1747 - Quinn Hardstaff - 2015
7. 1729 - Jenaya Robertson - 2015
1729 - Stephanie Chin - 2016
9. 1677 - Lindsey Pulice - 2015
10. 1671 - Elizabeth Hicks - 2021
1671 - Hannah Miller - 2021

Goalie Minutes played

1. 1890 - Ally Williamson - 2015
2. 1785 - Rachel Sydor - 2018
3. 1671 - Hannah Miller - 2021
4. 1650 - Kristen Funk - 2012
1650 - Angela Garriott - 2004
6. 1635 - Rachel Bedek - 2013
7. 1560 - Ally Williamson - 2016
8. 1530 - Christina Oliverio - 2017
9. 1513 - Hannah Miller - 2022
10. 1485 - Ali Penner - 2005



2022 SPARTANS WOMEN'S SOCCER CANADA WEST SILVER

INDIVIDUAL CAREER RECORDS

Points

1. 121 - Krista Gommeringer (45g 31a) - 2012-16
2. 111 - Rachel Hutchinson (39g 33a) - 2015-19
3. 106 - Carlee O'Brien (44g 18a) - 2003-07
4. 82 - Seina Kashima (19g 44a) - 2014-18
82 - Jenaya Robertson (34g 14a) - 2015-19
6. 74 - Nikki Wright (31g 12a) - 2008-13
7. 72 - Kathryn Harvey (31g 10a) - 2017-19,21
8. 71 - Daniela Gerig (30g 11a) - 2007-11
9. 65 - Ashlee Davison (24g 17a) - 2001-05
10. 61 - Alicia Tesan (20g 21a) - 2009-13

Points per game (min. 30 games)

1. 1.68 - Krista Gommeringer (72 games) - 2012-16
2. 1.33 - Carlee O'Brien (80 games) - 2003-07
3. 1.23 - Rachel Hutchinson (90 games) - 2015-19
4. 0.99 - Kathryn Harvey (73 games) - 2017-19,21
5. 0.91 - Seina Kashima (90 games) - 2014-18
0.91 - Jenaya Robertson (90 games) - 2015-19
7. 0.89 - Jessica King (66 games) - 2010-14
8. 0.86 - Nikki Wright (86 games) - 2008-13
9. 0.86 - Ashlee Davison (76 games) - 2001-05
10. 0.82 - Daniela Gerig (87 games) - 2007-11

Goals

1. 45 - Krista Gommeringer - 2012-16
2. 44 - Carlee O'Brien - 2003-07
3. 39 - Rachel Hutchinson - 2015-19
4. 34 - Jenaya Robertson - 2015-19
5. 31 - Kathryn Harvey - 2017-19,21
31 - Nikki Wright - 2008-13
7. 30 - Daniela Gerig - 2007-11
8. 24 - Ashlee Davison - 2001-05
9. 23 - Jessica King - 2010-14
10. 22 - Alexis Heinz - 2001-05

Goals per game (min. 30 games)

1. 0.62 - Krista Gommeringer (72 games) - 2012-16
2. 0.55 - Carlee O'Brien (80 games) - 2003-07
3. 0.43 - Rachel Hutchinson (90 games) - 2015-19
4. 0.42 - Kathryn Harvey (73 games) - 2017-19,21
5. 0.38 - Jenaya Robertson (90 games) - 2015-19
6. 0.36 - Nikki Wright (86 games) - 2008-13
7. 0.35 - Jessica King (66 games) - 2010-14
8. 0.34 - Daniela Gerig (87 games) - 2007-11
9. 0.32 - Ashlee Davison (76 games) - 2001-05
10. 0.30 - Alexis Heinz (74 games) - 2001-05

Game-winning goals

1. 17 - Kathryn Harvey - 2017-19,21
2. 15 - Rachel Hutchinson - 2015-19
3. 14 - Krista Gommeringer - 2012-16
4. 12 - Nikki Wright - 2008-13
5. 11 - Jenaya Robertson - 2015-19
11 - Natalie Boyd - 2009-13
11 - Carlee O'Brien - 2003-07
8. 10 - Jessica King - 2010-14
9. 9 - Daniela Gerig - 2007-11
10. 6 - Alessandra Oliverio - 2011-15
6 - Isabella Di Trocchio - 2012-16

Assists

1. 44 - Seina Kashima - 2014-18
2. 33 - Rachel Hutchinson - 2015-19
3. 31 - Krista Gommeringer - 2012-16
4. 21 - Rebecca Ferguson - 2006-10
21 - Alicia Tesan - 2009-13
6. 18 - Natalie Boyd - 2009-13
18 - Carlee O'Brien - 2003-07
18 - Melissa Mobilio - 2007-11
9. 17 - Ashlee Davison - 2001-05
10. 15 - Sierra Halldorson - 2018-19,21-22
15 - Jenna Di Nunzio - 2010-14

Assists per game (min. 30 games)

1. 0.49 - Seina Kashima (90 games) - 2014-18
2. 0.43 - Krista Gommeringer (72 games) - 2012-16
3. 0.37 - Rachel Hutchinson (90 games) - 2015-19
4. 0.25 - Alicia Tesan (85 games) - 2009-13
0.25 - Rebecca Ferguson (85 games) - 2006-10
6. 0.23 - Melissa Mobilio (77 games) - 2007-11
7. 0.23 - Natalie Boyd (79 games) - 2009-13
8. 0.22 - Carlee O'Brien (80 games) - 2003-07
9. 0.22 - Ashlee Davison (76 games) - 2001-05
10. 0.22 - Sierra Halldorson (68 games) - 2018-19,21-22

Shots attempted

1. 249 - Krista Gommeringer (45 goals) - 2012-16
2. 214 - Seina Kashima (19 goals) - 2014-18
3. 203 - Carlee O'Brien (44 goals) - 2003-07
4. 185 - Nikki Wright (31 goals) - 2008-13
5. 184 - Rachel Hutchinson (39 goals) - 2015-19
6. 164 - Jenaya Robertson (34 goals) - 2015-19
7. 156 - Daniela Gerig (30 goals) - 2007-11
8. 146 - Alicia Tesan (20 goals) - 2009-13
9. 134 - Natalie Boyd (13 goals) - 2009-13
10. 123 - Melissa Mobilio (14 goals) - 2007-11

Shots per game (min. 30 games)

1. 3.46 - Krista Gommeringer (72 games) - 2012-16
2. 2.54 - Carlee O'Brien (80 games) - 2003-07
3. 2.38 - Seina Kashima (90 games) - 2014-18
4. 2.15 - Nikki Wright (86 games) - 2008-13
5. 2.04 - Rachel Hutchinson (90 games) - 2015-19
6. 1.82 - Jenaya Robertson (90 games) - 2015-19
7. 1.79 - Daniela Gerig (87 games) - 2007-11
8. 1.72 - Alicia Tesan (85 games) - 2009-13
9. 1.70 - Natalie Boyd (79 games) - 2009-13
10. 1.60 - Melissa Mobilio (77 games) - 2007-11

Shots on goal

1. 132 - Seina Kashima (19 goals) - 2014-18
2. 126 - Krista Gommeringer (45 goals) - 2012-16
3. 112 - Rachel Hutchinson (39 goals) - 2015-19
4. 103 - Carlee O'Brien (44 goals) - 2003-07
5. 94 - Daniela Gerig (30 goals) - 2007-11
6. 90 - Nikki Wright (31 goals) - 2008-13
90 - Jenaya Robertson (34 goals) - 2015-19
8. 74 - Alicia Tesan (20 goals) - 2009-13
9. 73 - Kathryn Harvey (31 goals) - 2017-19,21
10. 68 - Melissa Mobilio (14 goals) - 2007-11

SOG per game (min. 30 games)

1. 1.75 - Krista Gommeringer (72 games) - 2012-16
2. 1.47 - Seina Kashima (90 games) - 2014-18
3. 1.29 - Carlee O'Brien (80 games) - 2003-07
4. 1.24 - Rachel Hutchinson (90 games) - 2015-19
5. 1.08 - Daniela Gerig (87 games) - 2007-11
6. 1.05 - Nikki Wright (86 games) - 2008-13
7. 1.00 - Jenaya Robertson (90 games) - 2015-19
- 1.00 - Kathryn Harvey (73 games) - 2017-19,21
9. 0.89 - Jessica King (66 games) - 2010-14
10. 0.88 - Melissa Mobilio (77 games) - 2007-11

Penalty kicks made

1. 7 - Alessandra Oliverio - 2011-15
2. 6 - Lindsay Rohla - 2003-07
3. 5 - Kathleen Chin - 2014-18
4. 4 - Melissa Mobilio - 2007-11
5. 3 - Colleen Webber - 2009-13
- 3 - Alexis Heinz - 2001-05
- 3 - Stephanie Chin - 2012-16
8. 1 - Sierra Halldorson - 2018-19,21-22
- 1 - Katie Smart - 2001-02,04,06
- 1 - Jenaya Robertson - 2015-19
- 1 - Krista Gommeringer - 2012-16
- 1 - Anna Dunn - 2021-22
- 1 - Natalie Boyd - 2009-13
- 1 - Isabella Di Trocchio - 2012-16

Penalty kick attempts

1. 9 - Lindsay Rohla - 2003-07
2. 7 - Alessandra Oliverio - 2011-15
3. 6 - Melissa Mobilio - 2007-11
4. 5 - Kathleen Chin - 2014-18
5. 4 - Colleen Webber - 2009-13
6. 3 - Stephanie Chin - 2012-16
- 3 - Alexis Heinz - 2001-05
8. 2 - Natalie Boyd - 2009-13
- 2 - Sierra Halldorson - 2018-19,21-22
- 2 - Jenaya Robertson - 2015-19

Saves

1. 208 - Kristen Funk (33 GA, 208 saves) - 2008-12
2. 157 - Angela Garriott (56 GA, 157 saves) - 2002-04
3. 143 - Hannah Miller (35 GA, 143 saves) - 2018-19,21-22
4. 132 - Ally Williamson (20 GA, 132 saves) - 2014-16
5. 115 - Veronika Rogina (29 GA, 115 saves) - 2006-10
6. 98 - Christina Oliverio (31 GA, 98 saves) - 2012-17
7. 68 - Rachel Sydor (22 GA, 68 saves) - 2014-18
8. 53 - Ali Penner (22 GA, 53 saves) - 2005
9. 39 - Nikki Turner (9 GA, 39 saves) - 2006
10. 34 - Rachel Bedek (9 GA, 34 saves) - 2013

Saves per game (min. 30 games)

1. 3.48 - Veronika Rogina (33 games) - 2006-10
2. 3.47 - Ally Williamson (38 games) - 2014-16
3. 3.27 - Angela Garriott (48 games) - 2002-04
4. 3.20 - Kristen Funk (65 games) - 2008-12
5. 2.80 - Hannah Miller (51 games) - 2018-19,21-22
6. 2.80 - Christina Oliverio (35 games) - 2012-17

Save percent (min. 20 saves)

1. .868 - Ally Williamson (20 GA, 132 saves) - 2014-16
2. .863 - Kristen Funk (33 GA, 208 saves) - 2008-12
3. .812 - Nikki Turner (9 GA, 39 saves) - 2006
4. .803 - Hannah Miller (35 GA, 143 saves) - 2018-19,21-22
5. .799 - Veronika Rogina (29 GA, 115 saves) - 2006-10
6. .791 - Rachel Bedek (9 GA, 34 saves) - 2013
7. .760 - Christina Oliverio (31 GA, 98 saves) - 2012-17
8. .756 - Rachel Sydor (22 GA, 68 saves) - 2014-18
9. .737 - Angela Garriott (56 GA, 157 saves) - 2002-04
10. .707 - Ali Penner (22 GA, 53 saves) - 2005

Goals against avg (min. 1000 minutes)

1. 0.50 - Rachel Bedek (9 GA, 1635 min) - 2013
2. 0.51 - Kristen Funk (33 GA, 5774 min) - 2008-12
3. 0.52 - Ally Williamson (20 GA, 3453 min) - 2014-16
4. 0.69 - Hannah Miller (35 GA, 4580 min) - 2018-19,21-22
5. 0.70 - Nikki Turner (9 GA, 1149 min) - 2006
6. 0.89 - Christina Oliverio (31 GA, 3150 min) - 2012-17
7. 0.93 - Rachel Sydor (22 GA, 2118 min) - 2014-18
8. 0.96 - Veronika Rogina (29 GA, 2705 min) - 2006-10
9. 1.08 - Christy Bentall (14 GA, 1170 min) - 2001
10. 1.17 - Angela Garriott (56 GA, 4326 min) - 2002-04

Most wins

1. 50 - Kristen Funk (50-6-9) - 2008-12
2. 27 - Ally Williamson (27-5-6) - 2014-16
3. 25 - Angela Garriott (25-17-7) - 2002-04
4. 20 - Christina Oliverio (20-2-2) - 2012-17
- 20 - Hannah Miller (20-2-1) - 2018-19,21-22
6. 19 - Veronika Rogina (19-7-5) - 2006-10
7. 17 - Rachel Sydor (17-3-0) - 2014-18
8. 13 - Rachel Bedek (13-2-3) - 2013
9. 8 - Nikki Turner (8-2-3) - 2006
10. 6 - Ali Penner (6-6-4) - 2005

Most losses

1. 17 - Angela Garriott (25-17-7) - 2002-04
2. 7 - Veronika Rogina (19-7-5) - 2006-10
3. 6 - Kristen Funk (50-6-9) - 2008-12
- 6 - Ali Penner (6-6-4) - 2005
5. 5 - Ally Williamson (27-5-6) - 2014-16
6. 3 - Rachel Sydor (17-3-0) - 2014-18
- 3 - Christy Bentall (5-3-4) - 2001
8. 2 - Rachel Bedek (13-2-3) - 2013
- 2 - Christina Oliverio (20-2-2) - 2012-17
- 2 - Nikki Turner (8-2-3) - 2006
- 2 - Hannah Miller (20-2-1) - 2018-19,21-22

Most ties

1. 9 - Kristen Funk (50-6-9) - 2008-12
2. 7 - Angela Garriott (25-17-7) - 2002-04
3. 6 - Ally Williamson (27-5-6) - 2014-16
4. 5 - Veronika Rogina (19-7-5) - 2006-10
5. 4 - Christy Bentall (5-3-4) - 2001
- 4 - Ali Penner (6-6-4) - 2005
7. 3 - Rachel Bedek (13-2-3) - 2013
- 3 - Nikki Turner (8-2-3) - 2006
9. 2 - Christina Oliverio (20-2-2) - 2012-17
10. 1 - Alison Penner (0-0-1) - 2006
- 1 - Hannah Miller (20-2-1) - 2018-19,21-22

2022 SPARTANS WOMEN'S SOCCER CANADA WEST SILVER

INDIVIDUAL CAREER RECORDS

Most shutouts

1. 34 - Kristen Funk - 2008-12
2. 26 - Hannah Miller - 2018-19,21-22
3. 23.1 - Ally Williamson - 2014-16
4. 17 - Christina Oliverio - 2012-17
5. 15.1 - Veronika Rogina - 2006-10
6. 14 - Angela Garriott - 2002-04
7. 11.1 - Rachel Sydor - 2014-18
8. 10.1 - Rachel Bedek - 2013
9. 4.1 - Nikki Turner - 2006
10. 2 - Ali Penner - 2005

Games played

1. 96 - Amy Gartke - 2014-18
2. 93 - Stephanie Chin - 2012-16
3. 91 - Elizabeth Hicks - 2016-19,21
4. 90 - Seina Kashima - 2014-18
90 - Jenaya Robertson - 2015-19
90 - Rachel Hutchinson - 2015-19
7. 89 - Danae Derksen - 2014-18
8. 87 - Daniela Gerig - 2007-11
9. 86 - Nikki Wright - 2008-13
86 - Brooklyn Tidder - 2015-19
86 - Jilian Dietrich - 2008-12

Goalie Games played

1. 65 - Kristen Funk - 2008-12
2. 51 - Hannah Miller - 2018-19,21-22
3. 48 - Angela Garriott - 2002-04
4. 38 - Ally Williamson - 2014-16
5. 35 - Christina Oliverio - 2012-17
6. 33 - Veronika Rogina - 2006-10
7. 25 - Rachel Sydor - 2014-18
8. 18 - Rachel Bedek - 2013
9. 17 - Ali Penner - 2005
10. 14 - Nikki Turner - 2006

Games started

1. 91 - Elizabeth Hicks - 2016-19,21
2. 86 - Jilian Dietrich - 2008-12
3. 82 - Jenaya Robertson - 2015-19
4. 80 - Brooklyn Tidder - 2015-19
5. 79 - Rachel Hutchinson - 2015-19
6. 78 - Colleen Webber - 2009-13
7. 76 - Carlee O'Brien - 2003-07
76 - Melissa Mobilio - 2007-11
76 - Lindsay Rohla - 2003-07
10. 75 - Natalie Boyd - 2009-13
75 - Amy Gartke - 2014-18

Goalie Games started

1. 72 - Kristen Funk - 2008-12
2. 50 - Hannah Miller - 2018-19,21-22
3. 38 - Ally Williamson - 2014-16
4. 36 - Angela Garriott - 2002-04
5. 35 - Christina Oliverio - 2012-17

Minutes played

1. 8191 - Amy Gartke - 2014-18
2. 7419 - Elizabeth Hicks - 2016-19,21
3. 7337 - Jenaya Robertson - 2015-19
4. 6755 - Colleen Webber - 2009-13
5. 6673 - Stephanie Chin - 2012-16
6. 6480 - Jilian Dietrich - 2008-12
7. 6313 - Brooklyn Tidder - 2015-19
8. 6143 - Seina Kashima - 2014-18
9. 6032 - Jennifer Castillo - 2010-14
10. 5949 - Lindsey Pulice - 2012-16

Goalie Minutes played

1. 5773 - Kristen Funk - 2008-12
2. 4579 - Hannah Miller - 2018-19,21-22
3. 4325 - Angela Garriott - 2002-04
4. 3450 - Ally Williamson - 2014-16
5. 3150 - Christina Oliverio - 2012-17
6. 2705 - Veronika Rogina - 2006-10
7. 2118 - Rachel Sydor - 2014-18
8. 1635 - Rachel Bedek - 2013
9. 1485 - Ali Penner - 2005
10. 1170 - Christy Bentall - 2001



Most points

1. 29 - Regina; 9/26/2008
2. 28 - Northern BC; 10/12/2012
3. 26 - Regina Cougars; 10/15/2005
4. 23 - Lethbridge; 9/9/2022
5. 22 - at Winnipeg; 9/23/2012
6. 21 - Mount Royal; 10/13/2018
- 21 - Northern BC; 10/12/2012
8. 20 - Regina; 9/26/2008
9. 18 - SASK; 10/27/2006
- 18 - at UNBC; 9/17/2021
- 18 - at Thompson Rivers; 9/29/2018
- 18 - Leth Pronghorns; 10/27/2001
- 18 - Lethbridge; 9/7/2012

Most goals

1. 9 - Regina Cougars; 10/15/2005
- 9 - Regina; 9/26/2008
3. 8 - UBC Okanagan; 10/18/2019
- 8 - Lethbridge; 9/9/2022
5. 7 - Mount Royal; 10/13/2018
- 7 - SASK; 10/27/2006
- 7 - vs Montreal; 11/12/2004
- 7 - Northern BC; 10/12/2012
- 7 - Leth Pronghorns; 10/27/2001
10. 6 - Lethbridge; 9/15/2006
- 6 - Manitoba; 10/17/2015
- 6 - at UNBC; 9/17/2021
- 6 - at Thompson Rivers; 9/29/2018
- 6 - Regina Cougars; 10/4/2003
- 6 - Lethbridge; 9/15/2006
- 6 - Regina Cougars; 9/16/2004
- 6 - at Winnipeg; 9/23/2012
- 6 - Alberta Pandas; 9/24/2005
- 6 - Lethbridge; 9/7/2012
- 6 - Calgary; 9/8/2012

Most assists

1. 14 - Northern BC; 10/12/2012
2. 11 - Regina; 9/26/2008
3. 10 - at Winnipeg; 9/23/2012
4. 8 - Regina Cougars; 10/15/2005
5. 7 - Mount Royal; 10/13/2018
- 7 - Lethbridge; 9/9/2022
- 7 - at Lethbridge; 10/13/2013
8. 6 - UBC Okanagan; 10/18/2019
- 6 - at UNBC; 9/17/2021
- 6 - at Thompson Rivers; 9/29/2018
- 6 - at Regina; 10/1/2011
- 6 - Winnipeg; 10/4/2013
- 6 - Lethbridge; 9/7/2012

Most shots

1. 38 - Winnipeg; 10/4/2013
2. 36 - Northern BC; 10/12/2012
3. 33 - Regina; 9/26/2008
4. 31 - Lethbridge; 9/7/2012
5. 30 - Manitoba; 10/17/2015

Most saves

1. 21 - at McGill; 11/13/2004
2. 13 - at Saskatchewan; 10/31/2010
3. 12 - UBC; 11/1/2008
4. 11 - UBC; 9/23/2006
- 11 - UBC Thunderbirds; 10/3/2002
- 11 - UBC; 9/23/2006
7. 10 - at MacEwan; 10/4/2015
- 10 - vs Wilfrid Laurier; 11/11/2011
9. 9 - at Victoria; 11/2/2008
- 9 - Victoria Vikes; 11/2/2002
- 9 - Victoria Vikes; 9/16/2005
- 9 - at Alberta; 9/24/2011



2022 SPARTANS WOMEN'S SOCCER CANADA WEST SILVER

TEAM SEASON RECORDS

Points

1. 170 (53g 64a) - 2012
2. 149 (53g 43a) - 2018
3. 145 (54g 37a) - 2019
4. 129 (47g 35a) - 2021
129 (49g 31a) - 2017
6. 122 (45g 32a) - 2005
7. 120 (48g 24a) - 2004
8. 117 (43g 31a) - 2015
9. 114 (42g 30a) - 2014
10. 109 (38g 33a) - 2022

Points per game

1. 9.44 (18 games) - 2012
2. 8.53 (17 games) - 2019
3. 7.45 (20 games) - 2018
4. 7.17 (18 games) - 2021
5. 6.78 (18 games) - 2005
6. 6.71 (17 games) - 2014
7. 6.45 (20 games) - 2017
8. 6.41 (17 games) - 2022
9. 6.32 (19 games) - 2004
10. 5.94 (18 games) - 2013

Goals

1. 54 - 2019
2. 53 - 2018
53 - 2012
4. 49 - 2017
5. 48 - 2004
6. 47 - 2021
7. 45 - 2005
8. 43 - 2015
9. 42 - 2014
10. 38 - 2022

Goals per game

1. 3.18 (17 games) - 2019
2. 2.94 (18 games) - 2012
3. 2.65 (20 games) - 2018
4. 2.61 (18 games) - 2021
5. 2.53 (19 games) - 2004
6. 2.50 (18 games) - 2005
7. 2.47 (17 games) - 2014
8. 2.45 (20 games) - 2017
9. 2.24 (17 games) - 2022
10. 2.06 (18 games) - 2013

Game-winning goals

1. 17 - 2012
17 - 2018
3. 16 - 2021
4. 15 - 2015
15 - 2009
15 - 2017
7. 14 - 2014
14 - 2019
9. 13 - 2013
13 - 2016

Assists

1. 64 - 2012
2. 43 - 2018
3. 37 - 2019
4. 35 - 2021
5. 33 - 2013
33 - 2022
7. 32 - 2005
8. 31 - 2017
31 - 2008
31 - 2015

Assists per game

1. 3.56 (18 games) - 2012
2. 2.18 (17 games) - 2019
3. 2.15 (20 games) - 2018
4. 1.94 (18 games) - 2021
5. 1.94 (17 games) - 2022
6. 1.83 (18 games) - 2013
7. 1.82 (17 games) - 2008
8. 1.78 (18 games) - 2005
9. 1.76 (17 games) - 2014
10. 1.56 (16 games) - 2007

Shots attempted

1. 332 (53 goals) - 2012
2. 308 (53 goals) - 2018
3. 307 (37 goals) - 2013
4. 274 (38 goals) - 2022
274 (42 goals) - 2014
6. 266 (43 goals) - 2015
7. 255 (54 goals) - 2019
8. 254 (49 goals) - 2017
9. 246 (36 goals) - 2016
10. 236 (30 goals) - 2010
236 (31 goals) - 2006

Shots per game

1. 18.44 (18 games) - 2012
2. 17.06 (18 games) - 2013
3. 16.12 (17 games) - 2014
16.12 (17 games) - 2022
5. 15.40 (20 games) - 2018
6. 15.00 (17 games) - 2019
7. 14.75 (16 games) - 2010
8. 12.95 (19 games) - 2016
9. 12.70 (20 games) - 2017
10. 12.67 (21 games) - 2015

Shots on goal

1. 175 (53 goals) - 2012
2. 172 (53 goals) - 2018
3. 154 (38 goals) - 2022
4. 152 (54 goals) - 2019
5. 143 (43 goals) - 2015
6. 141 (42 goals) - 2014
7. 140 (47 goals) - 2021
8. 135 (49 goals) - 2017
9. 133 (37 goals) - 2013
10. 129 (31 goals) - 2006

SOG per game

1. 9.72 (18 games) - 2012
2. 9.06 (17 games) - 2022
3. 8.94 (17 games) - 2019
4. 8.60 (20 games) - 2018
5. 8.29 (17 games) - 2014
6. 7.78 (18 games) - 2021
7. 7.62 (16 games) - 2010
8. 7.39 (18 games) - 2013
9. 6.94 (18 games) - 2005
10. 6.81 (21 games) - 2015

Penalty kicks made

1. 4 - 2010
- 4 - 2016
3. 3 - 2004
- 3 - 2014
- 3 - 2015
- 3 - 2018
7. 2 - 2022
- 2 - 2013
- 2 - 2005
- 2 - 2003
- 2 - 2017
- 2 - 2006
- 2 - 2009

Penalty kick attempts

1. 5 - 2010
- 5 - 2004
3. 4 - 2016
- 4 - 2006
5. 3 - 2005
- 3 - 2018
- 3 - 2013
- 3 - 2014
- 3 - 2011
- 3 - 2015

Saves

1. 84 (11 GA, 84 saves) - 2015
2. 73 (14 GA, 73 saves) - 2004
3. 68 (19 GA, 68 saves) - 2018
4. 62 (22 GA, 62 saves) - 2005
5. 61 (15 GA, 61 saves) - 2010
6. 60 (16 GA, 60 saves) - 2006
7. 58 (11 GA, 58 saves) - 2009
8. 57 (13 GA, 57 saves) - 2019
9. 56 (8 GA, 56 saves) - 2008
- 56 (24 GA, 56 saves) - 2002

Saves per game

1. 4.06 (18 games) - 2004
2. 4.00 (14 games) - 2008
- 4.00 (21 games) - 2015
4. 3.85 (13 games) - 2007
5. 3.81 (16 games) - 2010
6. 3.50 (16 games) - 2002
7. 3.44 (18 games) - 2005
8. 3.43 (14 games) - 2011
9. 3.40 (20 games) - 2018
10. 3.35 (17 games) - 2019

Save percent

1. .889 (6 GA, 48 saves) - 2012
2. .884 (11 GA, 84 saves) - 2015
3. .875 (8 GA, 56 saves) - 2008
4. .873 (8 GA, 55 saves) - 2021
5. .873 (7 GA, 48 saves) - 2011
6. .841 (10 GA, 53 saves) - 2016
7. .841 (11 GA, 58 saves) - 2009
8. .839 (14 GA, 73 saves) - 2004
9. .833 (10 GA, 50 saves) - 2007
10. .814 (13 GA, 57 saves) - 2019

Goals against avg

1. 0.33 (6 GA, 1650 min) - 2012
2. 0.43 (8 GA, 1671 min) - 2021
3. 0.48 (9 GA, 1680 min) - 2013
4. 0.52 (10 GA, 1740 min) - 2016
5. 0.52 (11 GA, 1911 min) - 2015
6. 0.52 (7 GA, 1200 min) - 2011
7. 0.57 (11 GA, 1724 min) - 2009
8. 0.62 (8 GA, 1170 min) - 2008
9. 0.76 (14 GA, 1650 min) - 2004
10. 0.76 (13 GA, 1530 min) - 2019

Most wins

1. 17 (17-3-0) - 2018
- 17 (17-1-0) - 2012
3. 16 (16-0-1) - 2021
4. 15 (15-2-2) - 2009
- 15 (15-3-3) - 2015
6. 14 (14-2-1) - 2014
7. 13 (13-2-3) - 2013
- 13 (13-2-4) - 2004
- 13 (13-2-4) - 2016
10. 10 (10-1-3) - 2008
- 10 (10-3-6) - 2006

Most losses

1. 9 (6-9-1) - 2002
2. 6 (6-6-2) - 2003
- 6 (8-6-4) - 2005
4. 4 (7-4-4) - 2001
5. 3 (9-3-4) - 2010
- 3 (10-3-6) - 2006
- 3 (9-3-2) - 2011
- 3 (9-3-1) - 2007
- 3 (15-3-3) - 2015
- 3 (17-3-0) - 2018

Most ties

1. 6 (10-3-6) - 2006
2. 4 (8-6-4) - 2005
- 4 (13-2-4) - 2016
- 4 (13-2-4) - 2004
- 4 (9-3-4) - 2010
- 4 (7-4-4) - 2001
7. 3 (15-3-3) - 2015
- 3 (13-2-3) - 2013
- 3 (10-1-3) - 2008
10. 2 (15-2-2) - 2009
- 2 (6-6-2) - 2003
- 2 (9-3-2) - 2011

2022 SPARTANS WOMEN'S SOCCER CANADA WEST SILVER

TEAM SEASON RECORDS

Most shutouts

1. 13 - 2021
- 13 - 2015
- 13 - 2017
- 13 - 2012
5. 12 - 2004
- 12 - 2016
- 12 - 2009
- 12 - 2011
9. 11 - 2013
10. 10 - 2007

Games played

1. 21 - 2015
2. 20 - 2006
- 20 - 2018
- 20 - 2017
5. 19 - 2011
- 19 - 2016
- 19 - 2004
- 19 - 2009
9. 18 - 2013
- 18 - 2012
- 18 - 2021
- 18 - 2005

Goalie Games played

1. 21 - 2015
2. 20 - 2018
- 20 - 2017
- 20 - 2006
5. 19 - 2016
- 19 - 2009
7. 18 - 2012
- 18 - 2013
- 18 - 2004
- 18 - 2005
- 18 - 2021

Games started

Goalie Games started

Minutes played

1. 21041 - 2015
2. 19797 - 2017
3. 19233 - 2018
4. 19142 - 2016
5. 18893 - 2009
6. 18483 - 2013
7. 18383 - 2021
8. 18178 - 2012
9. 17119 - 2022
10. 16831 - 2019

Goalie Minutes played

1. 1908 - 2015
2. 1830 - 2018
3. 1800 - 2017
4. 1740 - 2016
5. 1723 - 2009
6. 1680 - 2013
7. 1671 - 2021
8. 1650 - 2004
- 1650 - 2012
10. 1620 - 2005





TWU Campus, Langley, B.C.



Trinity Western University . 22500 University Drive . Langley, BC . Canada