

SOUTHEAST MISSOURI

2026 SOFTBALL MEDIA GUIDE





SOUTHEAST MISSOURI

2026 SOFTBALL MEDIA GUIDE

#FEELINROWDY



TABLE OF CONTENTS



Intro to Redhawk Softball

Media Information	2-3
Southeast Softball Complex	4

Celebrating 50 Seasons

50 Moments in 50 Days	6-14
-----------------------------	------

Preview

Numerical/Alphabetical	
Roster	16
Radio/TV Roster	17
Schedule	18

Coaches

Head Coach Mark Redburn	20-25
Kristen Jones	26
Bryan Wallen	27

Profiles

Returnees	30-44
Newcomers	45-49

Year in Review

2025 Overall Statistics	52
2025 Schedule/Results	53
2025 OVC Statistics	54
2025 Hitting Statistics	55-56
2025 Pitching Statistics	57-58

Opponents


2026 Opponents	60-63
2026 OVC Tournament	64
Series Results vs. All Opponents	65-77
Series Records vs. All Opponents	78-80
Redburn vs. All Opponents	80

Records

Honors & Awards	82-87
Single-Season Hitting	88
Career Hitting	89
Single-Season Pitching	90
Career Pitching	91
Team Single-Season	92-93
Annual Leaders	94-98
Coaching History	99
Yearly Results	100-110

Postseason

OVC Tournament History	112-113
NCAA Tournament History	114



Credits

The 2026 Southeast Missouri softball media guide is an official publication of the SEMO Strategic Communications Department. Written, edited and designed by Associate Director of Athletics for Strategic Communications Jeff Honza. Photography by SEMO Creative Services, Rich Lynn, SEMOball and Wesley Hitt.

OVC TOURNAMENT CHAMPIONS | 1994 • 1996 • 1997 • 1998 • 1999 • 2019 • 2024

NCAA TOURNAMENT | 1999 • 2019 • 2024



SOUTHEAST MISSOURI

2026 SOFTBALL MEDIA GUIDE

#FEELINROWDY



MEDIA INFORMATION



The 2026 Southeast Missouri softball media guide is a source of information for the news media covering the Redhawks. News releases, clips, video footage, photographs and other information will also be available to accredited members of the media upon request.

Strategic Communications

The Southeast Missouri Strategic Communications Office is always willing to assist the media with their coverage of Redhawk softball. All media and credential requests should be made to Associate Director of Athletics Jeff Honza. Should you need any information, feel free to call anytime, day or night. Honza can be reached at (573) 651-2933 (work) or (618) 528-1145 (mobile).

In-Season Interview Policy

All of Southeast Missouri's softball student-athletes and coaches will be available to the media throughout the 2026 season. Interviews should be arranged through the Southeast Missouri Strategic Communications Office. Interviews with players and coaches will be conducted either before or after practices during the season. Please let the Strategic Communications Office know if you plan to attend practice.

Credentials

Credentials are required for entrance to the Southeast Softball Complex. To request season or single-game credentials, please contact Jeff Honza in the Southeast Missouri Strategic Communications Office by phone at (573) 651-2933 or email at

redhawk1@me.com/jhonza@semo.edu.

Southeast Missouri follows the guidelines set forth by the NCAA governing the issuance of credentials. Press credentials will be issued to accredited sports writers of daily and weekly newspapers. Photo passes will be issued to accredited members of the photo media working for newspapers and television stations.

All credential requests should come from sports editors, directors or anchors. Spouses, dates and minors will not be permitted in the press box area of the Southeast Softball Complex. Any unauthorized use of credentials will result in revocation of credentials issued by Southeast Missouri State University and credential requests will not be honored for future SEMO athletic events.

Press Box

The Southeast Softball Complex press box is reserved for working media only. Cheering or outward expression is strictly prohibited.

SEMORedhawks.com

Southeast Missouri's official athletics website is updated daily with information on all 15 sports available. Complete schedules, results, coaches and player bios, and other information can be accessed.

Postgame Interviews

The Southeast Missouri Strategic Communications staff will make requested student-athletes available to the media at the conclusion of each game. Postgame interviews will be conducted outside the Redhawks dugout along the third base side of the Southeast Softball Complex.



SOUTHEAST MISSOURI

2026 SOFTBALL MEDIA GUIDE

#FEELINROWDY

STRATEGIC COMMUNICATIONS


One University Plaza MS 0200
Cape Girardeau, MO 63701
Phone: (573) 651-2294



Jeff Honza
Associate Director of Athletics
(573) 651-2933
(618) 528-1145 (cell)
redhawk1@me.com // jhonza@semo.edu
Responsibilities: Administration, ESPN+, Instant Replay, Football, Men's Basketball, Softball



Chandler Collins
Assistant Director
(573) 651-2294
(417) 861-7504 (cell)
ccollins@semo.edu
Responsibilities: Volleyball, Women's Basketball, Gymnastics, Baseball



Peter Leithauser
Graduate Assistant
(573) 651-2294
(614) 390-7871 (cell)
pleithauser1s@semo.edu
Responsibilities: Soccer, Cross Country, Track & Field, Women's Tennis

connected devices. ESPN+ is also available through ESPN.com. All of SEMO's home softball games will air live on ESPN+ in 2026.



X
@SEMOSoftball
@SEMORedhawks



Facebook
SEMORedhawks



Instagram
@SEMOSoftball
@SEMORedhawks



Snapchat
SEMORedhawks



Southeast Missouri or SEMO

is the preferred reference for Southeast Missouri State University athletic teams. Southeastern Missouri State is NOT an acceptable reference.

Photographers/Videographers

Please observe NCAA regulations and shoot only from designated areas assigned at the Southeast Softball Complex.

Live Stats

StatBroadcast Live is the exclusive live statistics platform of Southeast Missouri softball. Live stats can be accessed at Statb.us/I/SEMO.

Official Statistics

Southeast Missouri uses "The Automated Scorebook" for softball computerized statistics. Final statistics will be available at the conclusion of each game and in between games for doubleheaders.

Redhawks on ESPN+

The Ohio Valley Conference and ESPN have a media rights agreement, which includes a minimum of 600 conference events on ESPN+, the multi-sport, direct-to-consumer subscription streaming service from The Walt Disney Company Direct-to-Consumer & International segment and ESPN. Ten of SEMO's home games will air live on ESPN+. ESPN+ offers fans thousands of additional live events, on-demand content and original programming not available on ESPN's linear TV or digital networks. ESPN+ is an integrated part of the completely redesigned ESPN App. Already the leading sports app, the new ESPN App is the premier all-in-one digital sports platform for fans across mobile and TV-



OVC TOURNAMENT CHAMPIONS | 1994 • 1996 • 1997 • 1998 • 1999 • 2019 • 2024

NCAA TOURNAMENT | 1999 • 2019 • 2024



SOUTHEAST MISSOURI

2026 SOFTBALL MEDIA GUIDE

#FEELINROWDY



Southeast Softball Complex Facts

Overall Record	224-155 (.591)
Field Dimensions	
Left.....	190
Center.....	220
Right.....	190
Capacity.....	600
Largest Crowd	350
vs. UT Martin (Apr. 30, 2023)	
Longest Game.....	3:31
vs. Eastern Illinois (Apr. 23, 2003)	
Shortest Game.....	1:00
Several times, last vs. Eastern Ky. (May 7, 2011)	
Most Innings	12
2x, last vs. Eastern Kentucky (May 8, 2011)	
First Game	vs. Northern Iowa (May 6, 1999)
First Win.....	5-1, vs. Harvard (Mar. 7, 1999)
First Home Run	Jenny Oermann
vs. Saint Louis (Mar. 24, 1999)	
First Win by a Pitcher	Christine Engelhardt
vs. Harvard (Mar. 7, 1999)	
First Run Scored.....	Michelle Frank
vs. Northern Iowa (Mar. 6, 1999)	
First Triple	Kelsey White
vs. Northern Iowa (Mar. 6, 1999)	
First Official At-Bat	Jackie Paulus
vs. Northern Iowa (Mar. 6, 1999)	
First Stolen Base.....	Anne Trieb
vs. Northern Iowa (Mar. 6, 1999)	

Southeast Softball Complex Records

Runs	17, vs. Lipscomb (Mar. 9, 2003)
Hits	16, vs. Tennessee State (Apr. 21, 2012)
Doubles	6, 2x, last vs. IUPUI (Mar. 11, 2007)
Triples	3, vs. UT Martin (Apr. 6, 1999)
Home Runs	6, vs. Eastern Illinois (Apr. 25, 2015)
Walks	7, 3x, last vs. Tennessee State (Apr. 8, 2006)
Stolen Bases.....	6, vs. Morehead State (Apr. 18, 2015)
Errors.....	8, vs. Eastern Kentucky (Mar. 31, 2007)
Strikeouts	14, vs. Austin Peay (Apr. 14, 2007)

Southeast Softball Complex Opponent Records

Runs	14
by UT Martin (May 4, 2013)	
Hits	16
4x, last by SIUE (Mar. 28, 2015)	
Errors.....	7
3x, last by Austin Peay (Apr. 2, 2010)	



**CELEBRATING 50
SEASONS**





SOUTHEAST MISSOURI

2026 SOFTBALL MEDIA GUIDE


#FEELINROWDY

Celebrating 50 Seasons • 1976-2026



The 2026 season is the 50th in Southeast Missouri softball history. In the 50 days before this year's opener, 50 moments were published as part of a special "50 Moments in 50 Days" series on the team's official X account @SEMOSoftball.



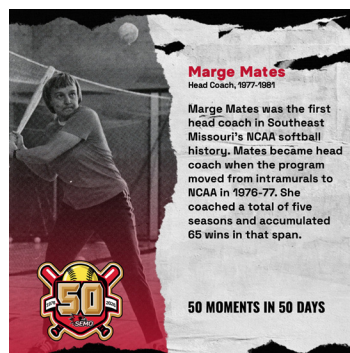

December 18




December 21




December 19



December 22



December 20



December 23



#50MOMENTSIN50DAYS




SOUTHEAST MISSOURI

2026 SOFTBALL MEDIA GUIDE


#FEELINROWDY

Celebrating 50 Seasons • 1976-2026


December 24




December 27




December 25



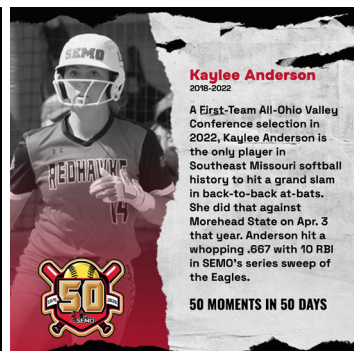
December 28



December 26



December 29



*Southeast
Softball*

#50MOMENTSIN50DAYS

OVC TOURNAMENT CHAMPIONS | 1994 • 1996 • 1997 • 1998 • 1999 • 2019 • 2024

NCAA TOURNAMENT | 1999 • 2019 • 2024




SOUTHEAST MISSOURI

2026 SOFTBALL MEDIA GUIDE



#FEELINROWDY

Celebrating 50 Seasons • 1976-2026

December 30





January 2




December 31




January 3



January 1



January 4



*Southeast
Softball*

#50MOMENTSIN50DAYS



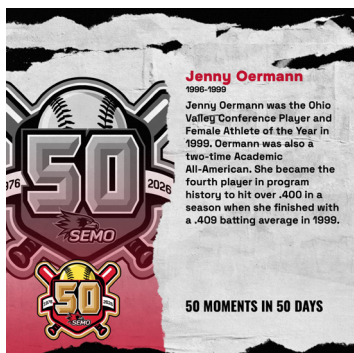

SOUTHEAST MISSOURI

2026 SOFTBALL MEDIA GUIDE


#FEELINROWDY

Celebrating 50 Seasons • 1976-2026

January 5




January 8




January 6



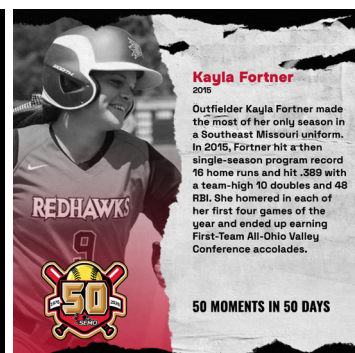

January 9



January 7



January 10



*Southeast
Softball*

#50MOMENTSIN50DAYS

OVC TOURNAMENT CHAMPIONS | 1994 • 1996 • 1997 • 1998 • 1999 • 2019 • 2024

NCAA TOURNAMENT | 1999 • 2019 • 2024



SOUTHEAST MISSOURI

2026 SOFTBALL MEDIA GUIDE



#FEELINROWDY

Celebrating 50 Seasons • 1976-2026


January 11



January 14



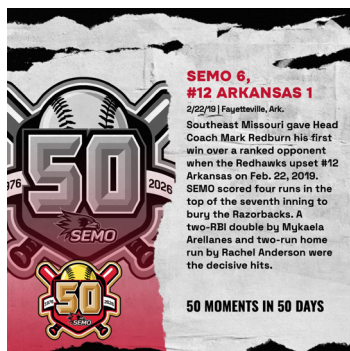
January 12



January 15



January 13



January 16



*Southeast
Softball*

#50MOMENTSIN50DAYS



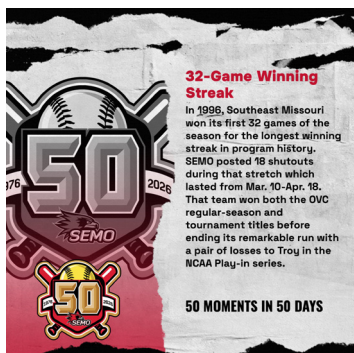
SOUTHEAST MISSOURI

2026 SOFTBALL MEDIA GUIDE

#FEELINROWDY

Celebrating 50 Seasons • 1976-2026

January 17




January 20




January 18




January 21



January 19



January 22



Southeast Softball

#50MOMENTSIN50DAYS

OVC TOURNAMENT CHAMPIONS | 1994 • 1996 • 1997 • 1998 • 1999 • 2019 • 2024

NCAA TOURNAMENT | 1999 • 2019 • 2024




SOUTHEAST MISSOURI

2026 SOFTBALL MEDIA GUIDE



#FEELINROWDY

Celebrating 50 Seasons • 1976-2026


January 23



January 26



January 24



January 27



January 25



January 28



*Southeast
Softball*

#50MOMENTSIN50DAYS




SOUTHEAST MISSOURI

2026 SOFTBALL MEDIA GUIDE


#FEELINROWDY

Celebrating 50 Seasons • 1976-2026

January 29




February 1




January 30



February 2



January 31



February 3



*Southeast
Softball*

#50MOMENTSIN50DAYS

OVC TOURNAMENT CHAMPIONS | 1994 • 1996 • 1997 • 1998 • 1999 • 2019 • 2024

NCAA TOURNAMENT | 1999 • 2019 • 2024




SOUTHEAST MISSOURI

2026 SOFTBALL MEDIA GUIDE

#FEELINROWDY

Celebrating 50 Seasons • 1976-2026

February 4



Ashley Ellis

2017-2021

Ashley Ellis broke Southeast Missouri's all-time career home run record with two long balls in a 3-2 win over Murray State on May 2, 2021. Ellis' second home run of that game marked the 50th of her career. She ended her career with 53 round-trippers as the only player in SEMO softball history to hit over 50 home runs. Ellis also left SEMO as the school's all-time career leader in RBI (168).

50 MOMENTS IN 50 DAYS

February 5



Rachel Anderson

2017-2021

Arguably, the greatest player in Southeast Missouri softball history, Rachel Anderson was a Third-Team All-American, First-Team Academic All-American, Ohio Valley Conference Player of the Year (2019), OVC Freshman of the Year (2017) and four-time First-team All-OVC pick. Anderson broke eight different single-season records and 11 career records that still stand today. She was also named to the OVC 75th Anniversary Team.

50 MOMENTS IN 50 DAYS

*Southeast
Softball*

#50MOMENTSIN50DAYS



PREVIEW

SOUTHEAST MISSOURI REDHAWKS





SOUTHEAST MISSOURI

2026 SOFTBALL MEDIA GUIDE

#FEELINROWDY

2026 Roster

Numerical

No.	Name	Pos.	Ht.	B-T	Cl.	Hometown	High School/College
1	Sophie Schupp	INF	5-5	R-R	Jr.	Columbia, Mo.	Rock Bridge H.S.
3	Willow Van Haren	P	5-7	L-L	Jr.	Holdenville, Okla.	Moss H.S./Northeastern St.
4	Kinley Wilkins	OF	5-7	L-L	Jr.	Lawson, Mo.	Lawson H.S.
5	Brooklyn Saysoff	INF	5-4	R-R	Jr.	Blue Springs, Mo.	Blue Springs H.S.
6	Lily Delmain	C/INF	5-6	R-R	Fr.	Cedar Hill, Mo.	Eureka H.S.
7	Gracie Luna	C	5-6	R-R	Jr.	Peoria, Ill.	East Peoria H.S.
8	Jazmine Manau	OF	5-4	L-R	Fr.	Manteno, Ill.	Manteno H.S.
9	Maddie Carney	P	5-9	R-R	Jr.	St. Louis, Mo.	Marquette H.S.
10	Sydney Miles	INF	5-7	L-R	Fr.	Park Hills, Mo.	Park Hills Central H.S.
11	Kamden Hutton	INF	5-6	R-R	Jr.	Poolville, Texas	Peaster H.S./Vernon College
12	Madison Winkler	OF	5-3	L-R	Sr.	Crofton, Ky.	Christian County H.S./Louisville
14	Brittany Affolter	OF	5-6	L-R	Sr.	Odessa, Mo.	Odessa H.S.
15	Jaylie Walther	OF	5-4	R-R	Fr.	Jackson, Mo.	Jackson H.S.
16	Lesleigh Maynard	INF/OF	5-5	L-R	Fr.	New Bedford, Ill.	Bureau Valley H.S.
17	Summer Branch	P	5-6	R-R	Fr.	Holts Summit, Mo.	Jefferson City H.S.
18	Kaylyn Yamnitz	OF	5-1	L-R	Fr.	Pevely, Mo.	Herculaneum H.S.
19	Elliott Stinson	P	5-10	R-R	Sr.	Rushville, Ill.	Rushville-Industry H.S./Southern Illinois
21	Abby Robbins	INF	5-6	R-R	Sr.	Farmington, Mo.	Farmington H.S.
22	Mary Tutwiler	OF	5-6	R-R	Jr.	Oakville, Mo.	Oakville H.S.
23	Addisyn Martinie	INF	5-9	R-R	So.	St. Joseph, Ill.	St. Joseph Ogden H.S.
24	Lilly Blagoue	INF	5-9	L-R	Fr.	Salem, Ill.	Salem H.S.
26	Aubrie Shore	INF	5-6	R-R	Sr.	Mahomet, Ill.	Mahomet-Seymour H.S.
27	Hailey Burnett	INF	6-0	R-R	Jr.	Cape Girardeau, Mo.	Notre Dame H.S.
28	Raigan Brannon	C/UT	5-8	R-R	Jr.	Mansfield, Texas	Lake Ridge H.S./Lamar

Numerical

No.	Name	Pos.	Ht.	B-T	Cl.	Hometown	High School/College
14	Brittany Affolter	OF	5-6	L-R	Sr.	Odessa, Mo.	Odessa H.S.
24	Lilly Blagoue	INF	5-9	L-R	Fr.	Salem, Ill.	Salem H.S.
17	Summer Branch	P	5-6	R-R	Fr.	Holts Summit, Mo.	Jefferson City H.S.
28	Raigan Brannon	C/UT	5-8	R-R	Jr.	Mansfield, Texas	Lake Ridge H.S./Lamar
27	Hailey Burnett	INF	6-0	R-R	Jr.	Cape Girardeau, Mo.	Notre Dame H.S.
9	Maddie Carney	P	5-9	R-R	Jr.	St. Louis, Mo.	Marquette H.S.
6	Lily Delmain	C/INF	5-6	R-R	Fr.	Cedar Hill, Mo.	Eureka H.S.
11	Kamden Hutton	INF	5-6	R-R	Jr.	Poolville, Texas	Peaster H.S./Vernon College
7	Gracie Luna	C	5-6	R-R	Jr.	Peoria, Ill.	East Peoria H.S.
8	Jazmine Manau	OF	5-4	L-R	Fr.	Manteno, Ill.	Manteno H.S.
23	Addisyn Martinie	INF	5-9	R-R	So.	St. Joseph, Ill.	St. Joseph Ogden H.S.
16	Lesleigh Maynard	INF/OF	5-5	L-R	Fr.	New Bedford, Ill.	Bureau Valley H.S.
10	Sydney Miles	INF	5-7	L-R	Fr.	Park Hills, Mo.	Park Hills Central H.S.
21	Abby Robbins	INF	5-6	R-R	Sr.	Farmington, Mo.	Farmington H.S.
5	Brooklyn Saysoff	INF	5-4	R-R	Jr.	Blue Springs, Mo.	Blue Springs H.S.
1	Sophie Schupp	INF	5-5	R-R	Jr.	Columbia, Mo.	Rock Bridge H.S.
26	Aubrie Shore	INF	5-6	R-R	Sr.	Mahomet, Ill.	Mahomet-Seymour H.S.
19	Elliott Stinson	P	5-10	R-R	Sr.	Rushville, Ill.	Rushville-Industry H.S./Southern Illinois
22	Mary Tutwiler	OF	5-6	R-R	Jr.	Oakville, Mo.	Oakville H.S.
3	Willow Van Haren	P	5-7	L-L	Jr.	Holdenville, Okla.	Moss H.S./Northeastern St.
15	Jaylie Walther	OF	5-4	R-R	Fr.	Jackson, Mo.	Jackson H.S.
4	Kinley Wilkins	OF	5-7	L-L	Jr.	Lawson, Mo.	Lawson H.S.
12	Madison Winkler	OF	5-3	L-R	Sr.	Crofton, Ky.	Christian County H.S./Louisville
18	Kaylyn Yamnitz	OF	5-1	L-R	Fr.	Pevely, Mo.	Herculaneum H.S.

Head Coach: Mark Redburn (12th Year/Missouri-St. Louis, 1993)

Associate Head Coach: Kristen Jones (11th Year/Augusta State, 2012)

Assistant Coach: Bryan Wallen (Second Year/Southeast Missouri, 1995)

Roster Breakdown

Total Squad Members	24
Seniors	5
Juniors	10
Sophomores	1
Freshmen	8

Pronunciation Guide

Lilly Blagoue	blah-GO
Jazmine Manau	mon-oh
Sophie Schupp	shoop
Mary Tutwiler	tut-WHY-lurr
Jaylie Walther	wall-thur

Geographical Breakdown

Illinois	7
Lilly Blagoue	Salem
Gracie Luna	Peoria
Jazmine Manau	Manteno
Addisyn Martinie	St. Joseph
Lesleigh Maynard	New Bedford
Aubrie Shore	Mahomet
Elliott Stinson	Rushville, Ill.
Kentucky	1
Madison Winkler	Crofton
Missouri	13
Brittany Affolter	Odessa
Summer Branch	Holts Summit
Hailey Burnett	Cape Girardeau
Maddie Carney	St. Louis
Lily Delmain	Cedar Hill
Sydney Miles	Park Hills
Abby Robbins	Farmington
Brooklyn Saysoff	Blue Springs
Sophie Schupp	Columbia
Mary Tutwiler	Oakville
Jaylie Walther	Jackson
Kinley Wilkins	Lawson
Kaylyn Yamnitz	Pevely
Oklahoma	1
Willow Van Haren	Holdenville
Texas	2
Raigan Brannon	Mansfield
Kamden Hutton	Poolville





SOUTHEAST MISSOURI

2026 SOFTBALL MEDIA GUIDE

#FEELINROWDY

Radio/TV Roster



Sophie Schupp
INF / 5-5 / R-R / Jr.
Columbia, Mo.



Willow Van Haren
P / 5-7 / L-L / Jr.
Holdenville, Okla.



Kinley Wilkins
OF / 5-7 / L-L / Jr.
Lawson, Mo.



Brooklyn Saysoff
INF / 5-4 / R-R / Jr.
Blue Springs, Mo.



Lily Delmain
C/INF / 5-6 / R-R / Fr.
Cedar Hill, Mo.



Gracie Luna
C / 5-6 / R-R / Jr.
Peoria, Ill.



Jazmine Manau
INF / 5-4 / L-R / Fr.
Manteno, Ill.



Maddie Carney
P / 5-9 / R-R / Jr.
St. Louis, Mo.



Sydney Miles
INF / 5-7 / L-R / Fr.
Park Hills, Mo.



Kamden Hutton
INF / 5-6 / R-R / Jr.
Poolville, Texas




Madison Winkler
OF / 5-3 / Sr. / L-R
Crofton, Ky.



Brittany Affolter
OF / 5-6 / Sr. / L-R
Odessa, Mo.



Jaylie Walther
OF / 5-4 / R-R / Fr.
Jackson, Mo.



Lesleigh Maynard
INF/OF / 5-5 / L-R
New Bedford, Ill.




Summer Branch
P / 5-6 / R-R / Fr.
Holts Summit, Mo.



Kaylyn Yamnitz
OF / 5-1 / L-R / Fr.
Pevely, Mo.



Elliott Stinson
P / 5-10 / Sr. / R-R
Rushville, Ill.



Abby Robbins
INF / 5-6 / Sr. / R-R
Farmington, Mo.



Mary Tutwiler
OF / 5-6 / R-R / Jr.
Oakville, Mo.



Addisyn Martinie
INF / 5-9 / R-R / So.
St. Joseph, Ill.



Lilly Blagoue
INF / 5-9 / L-R / Fr.
Salem, Ill.



Aubrie Shore
INF / 5-6 / R-R / Sr.
Mahomet, Ill.



Hailey Burnett
INF / 6-0 / R-R / Jr.
Cape Girardeau, Mo.



Raigan Brannon
C/UT / 5-8 / R-R / Jr.
Mansfield, Texas



Mark Redburn
Head Coach
12th Year



Kristen Jones
Associate Head Coach
11th Year



Bryan Wallen
Assistant Coach
Second Year

OVC TOURNAMENT CHAMPIONS | 1994 • 1996 • 1997 • 1998 • 1999 • 2019 • 2024

NCAA TOURNAMENT | 1999 • 2019 • 2024



SOUTHEAST MISSOURI

2026 SOFTBALL MEDIA GUIDE

#FEELINROWDY

2026 Schedule



February

Southern Mississippi Tournament

6	vs. UAB	Hattiesburg, Miss.	2 p.m.
	at Southern Mississippi	Hattiesburg, Miss.	4:30 p.m.
7	vs. Louisiana Tech	Hattiesburg, Miss.	11:30 a.m.
	vs. Lipscomb	Hattiesburg, Miss.	7 p.m.
8	at Southern Mississippi	Hattiesburg, Miss.	11:30 a.m.

East Texas A&M Tournament

12	at East Texas A&M	Commerce, Texas	2 p.m.
	vs. Grambling State	Commerce, Texas	4:30 p.m.
13	vs. Jackson State	Commerce, Texas	1:30 p.m.
14	vs. Marist	Commerce, Texas	9 a.m.
	vs. Missouri State	Commerce, Texas	1:30 p.m.

Woo Pig Classic

20	vs. Northwestern	Fayetteville, Ark.	11 a.m.
	at Arkansas	Fayetteville, Ark.	1:30 p.m.
21	vs. Northwestern	Fayetteville, Ark.	11 a.m.
	at Arkansas	Fayetteville, Ark.	4 p.m.
22	at Arkansas	Fayetteville, Ark.	12:30 p.m.

Oklahoma State/Tulsa Tournament

27	at Oklahoma State (DH)	Stillwater, Okla.	3 p.m.
28	vs. South Dakota State	Tulsa, Okla.	11 a.m.
	at Tulsa	Tulsa, Okla.	1:30 p.m.

March

1	at Tulsa	Tulsa, Okla.	1 p.m.
7	Western Illinois (DH)* ESPN+	Cape Girardeau, Mo.	12 p.m.
8	Western Illinois* ESPN+	Cape Girardeau, Mo.	12 p.m.
10	at Mississippi State (DH)	Starkville, Miss.	3 p.m.
11	Saint Louis ESPN+	Cape Girardeau, Mo.	2 p.m.

14	at UT Martin (DH)*	Martin, Tenn.	12 p.m.
15	at UT Martin*	Martin, Tenn.	12 p.m.
21	at Southern Indiana*	Evansville, Ind.	4 p.m.
22	at Southern Indiana (DH)*	Evansville, Ind.	12 p.m.
28	Tennessee State (DH)* ESPN+	Cape Girardeau, Mo.	1 p.m.
29	Tennessee State* ESPN+	Cape Girardeau, Mo.	1 p.m.

April

3	at SIU Edwardsville*	Edwardsville, Ill.	4:30 p.m.
4	at SIU Edwardsville (DH)*	Edwardsville, Ill.	1 p.m.
8	at Saint Louis	St. Louis, Mo.	5 p.m.
11	Eastern Illinois (DH)* ESPN+	Cape Girardeau, Mo.	1 p.m.
12	Eastern Illinois* ESPN+	Cape Girardeau, Mo.	12 p.m.
14	at Evansville	Evansville, Ind.	5 p.m.
15	at Illinois	Champaign, Ill.	4 p.m.
18	Lindenwood (DH)* ESPN+	Cape Girardeau, Mo.	1 p.m.
19	Lindenwood* ESPN+	Cape Girardeau, Mo.	12 p.m.
25	at Morehead State (DH)*	Morehead, Ky.	11 a.m.
26	at Morehead State*	Morehead, Ky.	11 a.m.
28	Murray State ESPN+	Cape Girardeau, Mo.	3 p.m.

May

1	Tennessee Tech (DH)* ESPN+	Cape Girardeau, Mo.	1 p.m.
2	Tennessee Tech* ESPN+	Cape Girardeau, Mo.	11 a.m.
6	OVC Tournament	Peoria, Ill.	TBA
7	OVC Tournament	Peoria, Ill.	TBA
8	OVC Tournament	Peoria, Ill.	TBA
9	OVC Tournament	Peoria, Ill.	TBA

All Times Central and Subject to Change
Home Games in **Bold**

* - Denotes Ohio Valley Conference Game



COACHES

SOUTHEAST MISSOURI REDHAWKS





SOUTHEAST MISSOURI

2026 SOFTBALL MEDIA GUIDE

#FEELINROWDY

Head Coach Mark Redburn



MARK REDBURN

Mark Redburn begins his 12th year as Southeast Missouri's head softball coach in 2026.

Redburn orchestrated an outstanding turnaround that has seen the Redhawks win three Ohio Valley Conference regular-season titles (2019, 2021, 2023), two OVC Tournament crowns

(2019, 2024) and earn a pair of NCAA Tournament berths (2019, 2024) since the start of the 2019 campaign.

In 2025, SEMO led the OVC with a .313 batting average and ranked second in ERA (2.94) and fielding percentage (.964) en route to an overall record of 27-19 and third place finish

with a 17-9 conference mark.

Along the way, Redburn picked up his 500th career victory as a head coach when SEMO beat Tennessee Tech on Apr. 18.

The year before that, Redburn reached the decade mark of his SEMO career and celebrated that milestone by leading the Redhawks to their seventh OVC Tournament title in program history and third NCAA Division I Tournament appearance during the 2024 campaign.

SEMO put together an overall record of 28-26 and 19-8 in the OVC. The Redhawks went undefeated at 3-0 and won the OVC Tournament as a #2 seed for the first time in program history. Along the way, SEMO upended #1 Eastern Illinois twice giving Redburn his second OVC Tournament Championship.

After starting the 2024 season at 4-15 during a rugged non-conference stretch that featured matchups against six Power Four teams and included 12 games against opponents ranked among the nation's Top-75 in RPI, SEMO's momentum suddenly shifted in April.

The Redhawks knocked off then-#11 Missouri in Columbia on Apr. 3 for the biggest win in their NCAA Division I history. The huge upset catapulted SEMO to 16 wins in its final 22 games. Additionally, it marked the second win over a ranked opponent for Redburn. The Redhawks joined Arkansas, Arizona and Villanova at the NCAA Regional in Fayetteville,

Arkansas.


Redburn picked up his 250th career win as SEMO's head coach against Southern Indiana on Mar. 29, 2024. He then surpassed 350 career wins as an NCAA Division I head coach when the Redhawks swept Western Illinois in their final home series of the season.

SEMO registered six series wins in 2024, four of which were sweeps. In OVC play, the Redhawks led the league in batting average (.314), runs (147), slugging percentage (.443), on-base percentage (.376), hits (239), RBI (131), doubles (42), total bases (337) and at-bats (761). SEMO outscored OVC opponents by a +79 margin (147-68).

Six Redhawks garnered All-OVC honors. Paige Halliwill and Marissa Peek took first-team accolades, while Aubrie Shore, Abigail Rickermann and Paytience Holman were second-team picks. Maddie Carney landed a spot on the OVC All-Newcomer Team.

In the last nine seasons, SEMO won a total of 258 games. The Redhawks notched a program record 46 wins in 2019 and won 30 games in back-to-back seasons (2021, 2022) for the second time in Redburn's tenure.

In terms of winning percentage, softball has been the winningest program in SEMO Athletics with a .604 clip since the beginning of the 2017 season.





SOUTHEAST MISSOURI

2026 SOFTBALL MEDIA GUIDE

#FEELINROWDY

During the first 11 years with Redburn at the helm, SEMO has produced one National Fastpitch Coaches Association All-American, 10 NFCA All-Region selections, 38 All-OVC picks, two OVC Players of the Year, one OVC Pitcher of the Year, two OVC Tournament Most Valuable Players and two College Sports Communicators (CSC) Academic All-Americans.

In 2023, Redburn led SEMO to its eighth OVC regular-season championship in program history and third since the 2019 campaign. Redburn was named OVC Coach of the Year for the third time.

The Redhawks went undefeated at home (13-0) for the second-straight season posting unbeaten records at home in back-to-back years for the first time ever.

SEMO concluded the year with a 29-14 overall record and 20-2 mark in OVC play. The Redhawks claimed series sweeps against six of their eight league opponents en route to their second-best conference season in program history.

The Redhawks ripped through the conference portion of their schedule outscoring OVC foes by a staggering +107 margin (149-42). SEMO led the conference in batting average (.358), on-base percentage (.441), slugging percentage (.547), runs (149), hits (209), triples (12), doubles (41), RBI (138) and total bases in OVC games only. Additionally, the Redhawks had a 16- game


conference winning streak from Mar. 18-Apr. 30.

Overall, SEMO topped the OVC with a .311 batting average, 2.70 ERA, 13 triples and a .230 opposing batting average. Redhawk pitchers also had the fewest hits (244), runs (128), earned runs (107) and walks (82) allowed in the league.

Shore shared the 2023 OVC Player of the Year honor with Southern Indiana's Allie Goodin. Shore, also a First-Team All-OVC pick, became the sixth SEMO player to win the coveted award. Halliwill, Delaney Kell and Kat Sackett joined Shore as first-team picks. Alyson Tucker and Sydney Dennis earned Second-Team All-OVC accolades, while Zoe Schulte landed a spot on the league's All-Newcomer Team. Sackett later made the OVC All-Tournament team, as well.

SEMO's 2022 club became the first in program history to go undefeated at home with a 14-0 record. Overall, the Redhawks compiled a 30-24 mark and placed fourth in the OVC. As the #4 seed in the league's postseason tournament, SEMO advanced to the semifinals where it dropped a close one-run game to #2 Belmont.

As a team, SEMO ranked among the top three in the OVC in doubles (t3rd, 67), stolen bases (2nd, 58), steal attempts (73), opposing batting average (3rd, .244), batters struck out (2nd, 323), batters struck out looking (1st, 84), saves (t3rd, 5)



Head Coach Mark Redburn

and fielding percentage (2nd, .967).

The Redhawks came from behind to take down Big Ten Conference member Iowa, 3-2, on Mar. 15, 2022 for their first win over a Big Ten team in 21 years.

In 2021, Redburn carried the Redhawks to another 30-win campaign. SEMO finished 30-17 overall and registered a program record 23 OVC wins en route to its second-straight regular-season conference title. The Redhawks headed into the OVC Tournament as the #1 seed and ended the year with a pair of one-run losses to Eastern Kentucky.

SEMO led the league in on-base percentage (.369), opposing batting average (.213),

strikeouts looking (69), saves (8), fewest hits allowed (247), fewest runs allowed (139) and fewest earned runs allowed (121).

All of the Redhawks success during the 2021 campaign culminated with him claiming his second-straight OVC Coach of the Year award. Rachel Rook was tabbed OVC Pitcher of the Year becoming only the second player in program history to win the coveted award.

Offensively, SEMO outscored its opponents by a +100 (165-65) margin in conference games. The Redhawks' 165 runs were the most scored by any OVC team in conference play.

The year before in 2020, SEMO was off to a great start and had all the makings for a big

OVC TOURNAMENT CHAMPIONS | 1994 • 1996 • 1997 • 1998 • 1999 • 2019 • 2024

NCAA TOURNAMENT | 1999 • 2019 • 2024



SOUTHEAST MISSOURI

2026 SOFTBALL MEDIA GUIDE

#FEELINROWDY

Head Coach Mark Redburn

season, but a global COVID-19 pandemic abruptly shut things down only 17 games in.

The Redhawks won nine in a row and posted a 9-1 record in their first 10 games of the season. SEMO finished with an overall record of 12-5 and did not get a chance to play any OVC games when play was canceled.

Although the 2020 season lasted just 23 days (Feb. 14-Mar. 8), the Redhawks accomplished a lot in a short amount of time.

SEMO led the OVC in slugging percentage (.528), on-base percentage (.411), triples (14), stolen bases (41), hits allowed (84) and earned runs allowed (40). The Redhawks also rated second in the league in batting average (.310), home runs (19), opposing batting average (.204), runs allowed (51), stolen bases per game (2.4) and triples per game (0.8).

Nationally, SEMO was among the top 25 in triples per game (2nd), stolen bases per game (8th, 2.4), scoring (16th, 6.7), slugging percentage (21st) and on-base percentage (24th).

Individually, Rachel Anderson led the OVC in batting average (.480), slugging percentage (.880), on-base percentage (.541) and triples (5) following a season that culminated with her winning the league's Player of the Year honor. Anderson, who didn't strike out all year, capped her 2020 campaign as only the sixth player in program history to garner First-Team CoSIDA Academic All-America

accolades.

Rook was atop the OVC in earned run average (0.70) and opposing batting average (.119), while Ashley Ellis ended the year as the league's leader in home runs (8). Rook left SEMO as the program's all-time career strikeout leader with 621 Ks.

In 2019, Redburn guided SEMO to a sweep of the OVC regular-season and tournament championships, and first NCAA Regional appearance in 20 years.

The Redhawks set an all-time program record with 46 wins, the only 40-win season in the school's entire NCAA Division I era. SEMO went 46-18 overall and 17-5 in the OVC before going 1-2 at the NCAA Regional in Oxford, Mississippi.

SEMO had so much to celebrate over the course of its magical 2019 campaign.

Redburn and his staff were honored as the NFCA Mid-east Region Coaching Staff of the Year. For Redburn himself, he was voted OVC Coach of the Year for the first time in his career.

Four players earned All-OVC honors, three claimed NFCA All-Region accolades and one garnered NFCA All-America distinction. Rachel Anderson became SEMO's first All-American in 28 years and the program's first All-American in the NCAA Division I tenure. The Redhawks were also recognized by the NFCA for achieving the fourth-highest grade point average among all

NCAA Division I schools. SEMO recorded a team GPA of 3.67 with 17 players securing NFCA All-America Scholar-Athlete honors.

Statistically, SEMO's 2019 team broke a total of 17 single-season records in slugging percentage (.510), on-base percentage (.382), game played (64), runs (363), hits (501), home runs (74), RBI (318), total bases (850), walks (180), stolen bases (89), stolen base attempts (117), wins (46), saves (11), batters struck out (331), batters struck out looking (90), innings pitched (414) and putouts (1242).

In 2018, the Redhawks finished at 33-20 overall and fourth in the OVC with a 15-7 mark. SEMO locked down its first winning campaign in seven years.

The Redhawks heated up to win 11 of their final 14 regular-season games and advanced to the eight-team OVC Tournament.

SEMO's 2018 club finished with a 74 RPI, quite a jump from its 173 ranking in 2017. The Redhawks collected eight doubleheader sweeps.

Defensively, SEMO improved tremendously. After ranking eighth in the OVC in fielding percentage a year ago, the Redhawks were the league's second-best fielding team in 2018. SEMO had 43 errors and committed 16 less than it did in 2017. The Redhawks went error free in 25 games equating to 47 percent of their entire season.

Redburn claimed his 200th

career victory when SEMO beat Austin Peay, 7-4, on Apr. 30, 2016.

Redburn led the Redhawks to an overall record of 19-27 and 12-12 in OVC play during his first season at SEMO in 2015. His 19 victories came after the Redhawks won no more than 15 games in each of the previous two seasons. Redburn's first SEMO team also had 12 OVC wins, a +9 increase from the 2014 campaign. In addition, the Redhawks made the OVC Tournament, snapping a streak of three years where they missed the event.

Not only did Redburn earn his 100th career NCAA Division I win in his inaugural season with the Redhawks, but he coached three All-OVC selections and one NFCA All-Region honoree.

SEMO finished among the top-five OVC teams in batting average (3rd), slugging percentage (5th), on-base percentage (5th) and hits (5th).

In 21 years as a head coach between the NCAA Division I and National Junior College Athletic Association (NJCAA) ranks, Redburn has been to 12 postseason tournaments, including one NJCAA National Tournament (2003), one Missouri Valley Conference Tournament (2013), eight OVC Tournaments (2015, 2018, 2019, 2021, 2022, 2023, 2024, 2025) and two NCAA Division I Tournaments (2019, 2024). He has also accumulated 507 wins all-time as a head coach.

Academically, the softball



SOUTHEAST MISSOURI

2026 SOFTBALL MEDIA GUIDE

#FEELINROWDY

team recorded a 3.0 or higher grade point average every year with Redburn as its coach. Most recently, SEMO posted 3.59 (fall) and 3.63 (spring) GPAs during the 2024-25 academic year. The Redhawks highest GPA since Redburn took over as head coach stands at 3.74 during the fall 2020 semester.

The fourth head coach in Redhawk softball history, Redburn won 90 games in five years as head coach at the University of Evansville before accepting the job at SEMO on June 26, 2014.

In 2014, Redburn coached a UE team with five starters that were underclassmen, including four freshmen and one sophomore. The Purple Aces achieved their highest batting average since 2007. Additionally, UE had a freshman lead the team in stolen bases and home runs.

Despite a season that allowed 53 games, the 2013 team had its best season in Redburn's five years at UE. Entering the Missouri Valley Conference Tournament as the No. 7 seed, the Purple Aces beat the No. 6, No. 3 and No. 2 seeds to make their first MVC Championship appearance since 2003. UE finished second with three players garnering All-Tournament team honors.

The 2013 campaign resulted in the most overall wins in a season since 2008 and the best regular-season and conference tournament finish since Redburn's arrival. UE continued

its aggressive baserunning with 89 stolen bases, ranking second in the MVC. The pitching staff also rated fourth in the conference.

Redburn's 2012 club saw improvement as well, winning more games than it had the previous season. The Purple Aces stole 79 bases and had two all-conference and one National Fastpitch Coaches Association All-Region selection that year.

In 2011, Redburn exposed a young and inexperienced team to some of the top programs in the nation as UE played one of its most difficult schedules. Tennessee, Georgia Tech, Missouri, Ohio State, Texas Tech, South Alabama and Chattanooga were among the stiff competition.

Redburn quickly started to transform the UE program during his first year in 2010. The Purple Aces secured a berth in the MVC Tournament after winning 10 conference games. UE led the MVC with 31 doubles and hit 36 home runs, while producing two all-conference picks.

Academically, Redburn's teams consistently enjoyed success. In fact, each of his last four UE teams accumulated a 3.1 or higher grade point average. He had several student-athletes obtain over a 3.5 GPA and earn academic recognition along the way.

Prior to UE, Redburn spent three years as an assistant coach at the University of Missouri working primarily

with the pitchers and catchers and serving as recruiting coordinator.

He was part of a coaching staff that compiled an overall record of 137-53. The Tigers registered a school record for victories (50), won the Big 12 Conference Tournament, won their Regional and defeated host UCLA in the Super Regional to advance to the College World Series in 2009. Overall, Redburn coached four all-conference pitchers, including USA National Team Pitcher Chelsea Thomas at Missouri.

Redburn began his collegiate coaching career as head coach at St. Charles (Mo.) Community College from 2001-04. He led the 2003 team to its first Region 16 championship and a seventh-place finish at the National Junior College Athletic Association Division I National Tournament. His 2004 squad set a school record with 33 victories.

Following his stay at St. Charles CC, Redburn spent

Head Coach Mark Redburn

two seasons as head coach of the new softball program at Jefferson College. In the program's first year of competition, 2006, he led Jefferson to a 49-16 record, Region 16 championship and ninth-place finish at the NJCAA Division I National Tournament.

Redburn was honored as the Midwest Community College Athletic Conference Coach of the Year following that season.

A native of St. Charles, Missouri, Redburn graduated from the University of Missouri-St. Louis in 1993 and received his master's degree in Athletics/Activities Administration from William Woods University.

He is a member of the NCAA Division I Head Coaches Committee and serves as the OVC Head Coach Representative for the NFCA. Redburn was also the OVC representative for the Top-25 Poll until the 2023 season.

Redburn and his wife, Tracy, have two sons, Joe and Jack.

OVC TOURNAMENT CHAMPIONS | 1994 • 1996 • 1997 • 1998 • 1999 • 2019 • 2024

NCAA TOURNAMENT | 1999 • 2019 • 2024



SOUTHEAST MISSOURI

2026 SOFTBALL MEDIA GUIDE

#FEELINROWDY

■ The Redburn File

Experience:

22nd Year as a Head Coach (12th at SEMO)

Hometown:

St. Charles, Mo.

Birthdate:

April 19, 1967

Alma Mater:

Missouri-St. Louis, 1993

Education:

B.S. Special Education (Missouri-St. Louis)
Master's Higher Education in Athletics/
Activities Administration (William Woods)

Date Hired:

June 26, 2014

Family:

Wife - Tracy
Children - Joe, Jack

Coaching Experience:

St. Charles CC, Head Coach, 2002-04
Jefferson College, Head Coach 2005-06
Missouri, Assistant Coach, 2007-09
Evansville, Head Coach, 2010-14
Southeast Missouri, Head Coach, 2015-pr.

Other Career Coaching Honors/Notables

- 2019 NFCA Mideast Region Coaching Staff of the Year
- 2009 Midwest Coaching Staff of the Year
- 70 NFCA All-America Scholar-Athletes
- 20+ Academic All-Americans
- 11 NJCAA All-Region 16 Players
- 7 NFCA All-Region Selections
- 6 MVC Scholar-Athletes
- 6 All-MVC Players
- 5 All-Americans
- 4 MCCAC All-Conference Players

By the Numbers as SEMO's Head Coach

293

Career Wins

157

OVC Wins

156

OVC Commissioner's
Honor Roll Selections

46

SEMO Record Most Wins
in a Season (2019)

37

OVC Medal of
Honor Winners

23

SEMO Record Most
OVC Wins in a Season
(2021)

21

First-Team All-OVC
Selections

10

OVC All-Newcomer
Selections

9

Second-Team All-OVC
Selections

4

30-Win Seasons

3

OVC Regular-Season
Titles (2019, 2021, 2023)

3

OVC Coach of the
Year Awards

2

OVC Players of
the Year

2

Academic
All-Americans

2

OVC Tournament
Titles/NCAA
Tournament
Appearances (2019,
2024)

1

All-American

1

OVC Pitcher of
the Year

1

OVC Freshman
of the Year



SOUTHEAST MISSOURI

2026 SOFTBALL MEDIA GUIDE

#FEELINROWDY

Redburn's Year-by-Year Records

Year	School	Assignment	Record	Conference Finish	Postseason
2002	St. Charles CC	Head Coach	16-21	3rd	Region XVI Runner-Up
2003	St. Charles CC	Head Coach	26-21	2nd	Region XVI Champions 7th in NJCAA National Tournament
2004	St. Charles CC	Head Coach	33-16	1st	3rd in Region XVI
2005	Jefferson College	Head Coach	-	Program Preparation Year	-
2006	Jefferson College	Head Coach	49-16	1st Region 16	-
2007	Missouri	Assistant Coach	40-23, 13-4	3rd Big 12	-
2008	Missouri	Assistant Coach	47-17, 11-6	3rd Big 12	-
2009	Missouri	Assistant Coach	50-12, 12-6	2nd Big 12	1st in Big 12 Tournament NCAA Midwest Regional Champions NCAA Super Regional Champions 8th in College World Series
2010	Evansville	Head Coach	18-34, 10-16	t7th MVC	-
2011	Evansville	Head Coach	12-42, 6-21	9th MVC	-
2012	Evansville	Head Coach	18-37, 8-19	8th MVC	-
2013	Evansville	Head Coach	23-30, 11-12	7th MVC	2nd in MVC Tournament
2014	Evansville	Head Coach	19-32, 7-19	10th MVC	-
2015	Southeast Missouri	Head Coach	19-27, 12-12	7th OVC	8th in OVC Tournament
2016	Southeast Missouri	Head Coach	16-33, 10-17	10th OVC	-
2017	Southeast Missouri	Head Coach	23-27, 8-14	9th OVC	-
2018	Southeast Missouri	Head Coach	33-20, 15-7	4th OVC	7th in OVC Tournament
2019	Southeast Missouri	Head Coach	46-18, 17-5	1st OVC	1st in OVC Tournament 3rd in NCAA Regional
2020*	Southeast Missouri	Head Coach	12-5	-	-
2021	Southeast Missouri	Head Coach	30-17, 23-6	1st OVC	2nd in OVC Tournament
2022	Southeast Missouri	Head Coach	30-24, 16-10	4th OVC	3rd in OVC Tournament
2023	Southeast Missouri	Head Coach	29-14, 20-2	1st OVC	4th in OVC Tournament
2024	Southeast Missouri	Head Coach	28-26, 19-8	2nd OVC	1st in OVC Tournament 4th in NCAA Regional
2025	Southeast Missouri	Head Coach	27-19, 17-9	3rd OVC	3rd in OVC Tournament

* Season ended due to a global COVID-19 pandemic

Overall Record as a Collegiate Coach: 644-531 (24 years)

Overall Record as a Head Coach: 507-479 (21 years)

Record at Southeast Missouri, 293-230, 157-90 Ohio Valley Conference (11 years)

Record at Evansville, 90-175, 42-87 Missouri Valley Conference (5 years)

Record at Jefferson College, 49-16 (2 years)

Record at St. Charles CC: 75-58 (3 years)

Record as Assistant Coach at Missouri: 137-52 (3 years)



OVC TOURNAMENT CHAMPIONS | 1994 • 1996 • 1997 • 1998 • 1999 • 2019 • 2024

NCAA TOURNAMENT | 1999 • 2019 • 2024



SOUTHEAST MISSOURI

2026 SOFTBALL MEDIA GUIDE

#FEELINROWDY

Redhawk Coaches



KRISTEN JONES

Kristen Jones is in her 11th year with the Southeast Missouri softball program. Jones was elevated to Associate Head Coach on June 16, 2022 after spending her first seven seasons as an assistant coach.

Jones primarily works with the catchers and handling the team's travel logistics, while overseeing the Redhawks academics, compliance and recruiting efforts.

SEMO has had a lot of success both competitively and academically with Jones on staff.

In the last nine seasons, SEMO won a total of 258 games. The Redhawks notched a program record 46 wins in 2019 and won 30 games in back-to-back seasons (2021, 2022) for the second time.

Last season, Jones helped lead the Redhawks to an overall record of 27-19 and third-place finish in the Ohio Valley Conference with a 17-9 mark.

In 2024, Jones helped lead SEMO to an overall record of 28-26 and 19-8 in the OVC. The Redhawks went undefeated

at 3-0 and won the OVC Tournament as a #2 seed for the first time in program history. Jones has been part of two OVC Tournament Championships and two NCAA Tournament appearances (2019, 2024) during her SEMO career.

The year before that, SEMO claimed its eighth OVC regular-season title. SEMO went undefeated at home (13-0) for the second-straight season posting unbeaten records at home in back-to-back years for the first time ever.

In 2022, SEMO ranked among the top three in the OVC in doubles (t3rd, 67), stolen bases (2nd, 58), steal attempts (73), opposing batting average (3rd, .244), batters struck out (2nd, 323), batters struck out looking (1st, 84), saves (t3rd, 5) and fielding percentage (2nd, .967).

Academically, the Redhawks have been just as impressive with Jones overseeing that area. Most recently, the softball team achieved a 3.54 cumulative grade point average during the 2024-25 academic year.

Jones was part of the 2019



National Fastpitch Coaches Association (NFCA) Division I Mid-east Regional Coaching Staff of the Year. That season saw the Redhawks win a program record 46 games, win the OVC regular-season and tournament titles, and advance to the NCAA Tournament.

In Jones' second season (2017), the Redhawks won 23 games, showing a +7 improvement in wins from the previous season after helping SEMO to a 16-33 record, including a 10-17 mark in OVC play in her first season with Head Coach Mark Redburn and the Redhawks.

A native of Plant City, Florida, Jones was part of the 2019 National Fastpitch Coaches Association (NFCA) Division I Mid-east Regional Coaching Staff of the Year.

Prior to coming to Cape Girardeau, Jones worked as the Coordinator of New Media and Championships for the Peach Belt Conference located in Augusta, Georgia. Jones first joined the Peach Belt Conference as a New Media & Programming Intern, a position she held from January 2012-June 2014. She then moved to full-time status in July 2014.

She received her bachelor's degree in Kinesiology at Augusta State University in 2012 and then earned her master's degree in 2014.

Jones enjoyed a successful playing career at Augusta State, garnering National Fastpitch Coaches Association (NFCA) Second-Team All-America and NFCA & Daktronics First Team All-South Region honors in 2011. Additionally, Jones was a two-time First-Team All-Peach Belt Conference selection (2010, 2011).



SOUTHEAST MISSOURI

2026 SOFTBALL MEDIA GUIDE

#FEELINROWDY

Redhawk Coaches



BRYAN WALLEN

Bryan Wallen is in his second year as an assistant coach at Southeast Missouri.

Wallen spent 2024 season in the same capacity at Union University, where he worked primarily with the hitters and infielders. He also coached third base, helping lead the Bulldogs to their highest winning percentage and Gulf South Conference finish in nine years. Union University's 2024 team produced two All-Conference players, as well.

Prior to Union University, Wallen worked at Southeast Missouri as Director of Player Development during the Redhawks' 2023 Ohio Valley Conference championship season.

Wallen has 30 years of teaching and coaching at the high school level in Missouri. He spent 28 years teaching at Park Hills Central High School where he coached baseball for 15 seasons (1999-2013), winning 165 games, two conference championships and a district title. He was also the head softball coach at Park Hills

Central in two different stints, from 1998-2003 and 2011-19, winning 191 games. Upon his return to the softball field in 2011, his teams won five conference championships and four district championships. His teams advanced to the state quarterfinals twice and finished runner-up in the state in 2018.

He then coached for four years at neighboring Farmington High School while still teaching at Park Hills Central. In the four years from 2020-23, he led Farmington to two district titles, 96 total wins, and the school's first ever Southeast Missouri Conference title.

In Wallen's career, he has coached 20 All-State players and numerous Academic All-State honorees. Since 2011, each of his softball teams have had at least six Academic All-State players. His 2018 team finished first in the state in team GPA, while his 2021 team took second.

Wallen spent 11 years coaching travel softball for the St. Louis Chaos, Midland Magic, and Top Gun organizations. He has coached over 100 college



players. In 2023, Wallen finished his two-year term as the president of the Missouri High School Fast pitch Coaches' Association. Prior to his term as president, he served on the executive board as the annual clinic organizer, where he brought in over 100 speakers from all levels of high school and college. He has conducted private lessons and clinics for the last 13 years, spoken at numerous clinics, and has assisted at several college softball camps.

Wallen graduated from SEMO in 1995 with a degree in math education. He earned his Masters degree in teaching at SEMO in 2013.

Wallen also served as a bi-vocational youth pastor for 16 years at Esther Baptist Church.

He and his wife, Kacy (retired pre-school teacher), were married in November

1996. They have two daughters, Chrissy (Webster University graduate, Professional Dancer) and Kimmy (Southeast Missouri State University graduate, softball player, on staff with Fellowship of Christian Athletes (FCA) at the University of Southern Indiana). Wallen's son-in-law, Kade (SEMO graduate), is married to Kimmy. They have a son, Myles.

OVC TOURNAMENT CHAMPIONS | 1994 • 1996 • 1997 • 1998 • 1999 • 2019 • 2024

NCAA TOURNAMENT | 1999 • 2019 • 2024

Southeast
Softball

CELEBRATING 50 SEASONS



SEMO

SOFTBALL





PROFILES

SOUTHEAST MISSOURI REDHAWKS





SOUTHEAST MISSOURI

2026 SOFTBALL MEDIA GUIDE

#FEELINROWDY

Returnees



BRITTANY AFFOLTER

2025: Played in 37 games and logged 32 starts, including 28 in left field...Hit .256 with 21 hits, 14 runs scored, four doubles, a triple and six RBI...Walked 14 times and registered five stolen bases...Ranked third on the team with a .979 fielding percentage...Started 17 games in Ohio Valley Conference play...Posted multiple hits in five contests...Knocked in a run during four of her first five starts of the season...Went 2-for-3 with a run scored, double and her first career home run vs. Morehead State (4/13)...Three of her four hits went for extra bases in the three-game series against the Eagles...Hit safely in six of her final eight games of the year.

2024: Started 47 games in the outfield, including 34 in left, one in center and 12 in right field...Hit .280 with 33 hits, 15 runs scored, three doubles and 16 RBI...Walked 10 times and registered five stolen bases...Posted multiple hits in three games and drove in two or more runs on three occasions...Hit .304 with nine runs and 21 hits in 26 games and 25 starts in OVC play...Had a season-long six-game hitting streak from Apr. 6-Apr. 20...Finished with a season-high three hits at Southern Indiana (3/30)...Recorded a season-best three RBI vs. Eastern Illinois (3/9)...Knocked in Southeast Missouri's only run on a two-out double

in the top of the fourth inning during a 1-0 win over #11 Missouri (4/3)...Had a two-RBI single against Arkansas (5/17) and doubled vs. Villanova (5/18) at the NCAA Regional...Hit safely in four of her last five games of the season...Collected six hits in the Southern Indiana series...Reached base in 12-straight games from Mar. 24-Apr. 20...Her reached base streak tied for second longest on the team.

2023: Played in 33 games and made nine starts as a freshman...All of her starts were in right field...Hit .333 with seven runs and 12 hits in 36 at-bats...Added two doubles, three RBI and went a perfect 4-of-4 in stolen bases...Had two walks...Logged six of her starts in OVC play...Went 2-for-3 with her first career hits in her first career college start vs. Mount St. Mary's (3/4)...Hit safely and scored in consecutive starts at Tennessee State (3/18) and vs. Southern Indiana (3/25)...Matched a season-high two hits when she finished at 2-for-3 with a run scored, double and season-best two RBI at Southern Illinois (3/28)...Singled in four of her

final five games of the season...Had a diving catch in left field in Southeast Missouri's win over Tennessee State (5/12) at the OVC Tournament...Did not commit an error in her nine outfield starts.

Prep: Earned First-Team All-Conference, All-District, All-Region and All-State honors during multiple seasons at Odessa High School...A four-year starter, she hit .531 with 43 hits, 28 RBI, six doubles, nine triples and one home run as a senior...Was Odessa High School's career and single-season triples record holder...Also holds the school's career records in stolen bases and runs scored...Hit .508 or better in each of her final two high school seasons...Played club softball with Top Gun 18U National.

Personal: Born July 15, 2004...Majoring in Sport Management...Daughter of Larry and Heather Affolter.

Brittany Affolter's Career Statistics at Southeast Missouri

Year	Avg.	GP-GS	AB	R	H	2B	3B	HR	RBI	TB	SLG%	BB	HBP	SO	GDP	OB%	SF	SH	SB-ATT	PO	A	E	FLD%
2023	.333	33-9	36	7	12	2	0	0	3	14	.389	2	0	8	0	.368	0	1	4-4	15	0	0	1.000
2024	.280	49-47	118	15	33	3	0	0	16	36	.305	10	2	23	0	.344	1	4	5-7	59	0	2	.967
2025	.256	37-32	82	14	21	4	0	1	6	28	.341	14	0	11	0	.361	1	1	5-7	47	0	1	.979
Total	.280	119-88	236	36	66	9	0	1	25	78	.331	26	2	42	0	.353	2	6	14-18	121	0	3	.976

Brittany Affolter's Career Statistics in Ohio Valley Conference Games

Year	Avg.	GP-GS	AB	R	H	2B	3B	HR	RBI	TB	SLG%	BB	HBP	SO	GDP	OB%	SF	SH	SB-ATT	PO	A	E	FLD%
2023	.278	15-6	18	4	5	1	0	0	1	6	.333	2	0	3	0	.350	0	1	1-1	6	0	0	1.000
2024	.304	26-25	69	9	21	0	0	0	8	21	.304	3	1	10	0	.342	0	1	3-4	32	0	0	1.000
2025	.277	21-17	47	7	13	4	0	1	1	20	.426	6	0	5	0	.358	0	1	3-3	23	0	0	1.000
Total	.291	62-48	134	20	39	5	0	1	10	47	.351	11	1	18	0	.349	0	3	7-8	61	0	0	1.000



SOUTHEAST MISSOURI


2026 SOFTBALL MEDIA GUIDE

#FEELINROWDY

Returnees

CAREER-HIGHS

At-Bats	6	vs. Eastern Illinois (3/9/24)
Runs	2	2x, last vs. Tennessee Tech (5/9/25)
Hits	3	at Southern Indiana (3/30/24)
Doubles	1	9x, last at Tennessee State (5/4/25)
Triples	-	-
Home Runs	1	vs. Morehead State (4/13/25)
RBI	3	vs. Eastern Illinois (3/9/24)
Stolen Bases	2	at Morehead State (4/14/24)



INFIELD

6-0 | Jr. | R/R
Cape Girardeau, Mo.
Notre Dame H.S.

HAILEY BURNETT

2025: Participated in 32 games and made 21 starts...Was in the starting lineup 12 times as designated player...Hit just under .300 (.298) with 11 runs, 17 hits, three doubles, two home runs and 10 RBI...Drew 11 walks... Played in 16 games against Ohio Valley Conference opponents... Collected multiple hits on five occasions and finished with multiple RBI twice...Tallied a season-high three hits and scored two runs at Arkansas-Pine Bluff (3/12)...Hit her first career home run at Western Illinois (3/14), one of two round-trippers in that series...Went 2-for-2 with two runs, a double and a season-best three RBI vs.

Alabama State (2/14)...Began the OVC Tournament by going 2-for-3 with a double, run scored and one RBI vs. Tennessee Tech (5/4).

2024: Played in seven games as a freshman...Had six at-bats and drew two walks...Registered 20 putouts at first base...Reached base for the first time in her career on a walk vs. South Dakota State (3/1)...Also walked vs. Tennessee Tech (4/7).

Prep: First-Team All-Conference, All-Region and All-District selection at local Notre Dame High School...Helped lead the Bulldogs to a district

Hailey Burnett's Career Statistics at Southeast Missouri

Year	Avg.	GP-GS	AB	R	H	2B	3B	HR	RBI	TB	SLG%	BB	HBP	SO	GDP	OB%	SF	SH	SB-ATT	PO	A	E	FLD%
2024	.000	7-0	6	0	0	0	0	0	0	0	.000	2	0	0	1	.250	0	0	0-0	20	0	0	1.000
2025	.298	32-21	57	11	17	3	0	2	10	26	.456	11	0	15	0	.412	0	0	1-1	63	1	1	.985
Total	.270	39-21	63	11	17	3	0	2	10	26	.413	13	0	15	1	.395	0	0	1-1	83	1	1	.988

Hailey Burnett's Career Statistics in Ohio Valley Conference Games

Year	Avg.	GP-GS	AB	R	H	2B	3B	HR	RBI	TB	SLG%	BB	HBP	SO	GDP	OB%	SF	SH	SB-ATT	PO	A	E	FLD%
2024	.000	2-0	3	0	0	0	0	0	0	0	.000	1	0	0	1	.250	0	0	0-0	10	0	0	1.000
2025	.267	16-11	30	5	8	0	0	2	5	14	.467	5	0	7	0	.371	0	0	1-1	14	0	0	1.000
Total	.242	18-11	33	5	8	0	0	2	5	14	.424	6	0	7	1	.359	0	0	1-1	24	0	0	1.000

OVC TOURNAMENT CHAMPIONS | 1994 • 1996 • 1997 • 1998 • 1999 • 2019 • 2024

NCAA TOURNAMENT | 1999 • 2019 • 2024



SOUTHEAST MISSOURI

2026 SOFTBALL MEDIA GUIDE

#FEELINROWDY

Returns

championship in 2022 as Notre Dame went 26-5 and advanced to the state quarterfinals where its season ended with a loss to defending Class 4 state champion Washington...Ended her senior year with a .486 batting average with 52 hits, 11 doubles, one triple, five home runs and a team-high 39 RBI...

Also put together a 12-2 record in the circle...Struck out 67 and posted a 1.62 ERA in 81.2 innings...Allowed 19 earned runs and walked 12, as well.

Personal: Born January 7, 2005...Majoring in Health Sciences...Daughter of Jim and Alexis Burnett.

CAREER-HIGHS

At-Bats	4	2x, last at Eastern Illinois (3/28/25)
Runs	2	3x, last at Western Illinois (3/14/25)
Hits	3	at Arkansas-Pine Bluff (3/12/25)
Doubles	1	3x, last vs. Tennessee Tech (5/7/25)
Triples	-	-
Home Runs	-	-
RBI	3	vs. Alabama State (2/14/25)
Stolen Bases	1	at Tennessee State (5/4/25)



MADDIE CARNEY

2025: Appeared in 19 games and made 10 starts...Went 3-7 with a 2.50 ERA and one save...Struck out 31 in 70 innings and held opponents to a .245 batting average...Ranked third on the team in appearances and second in starts...Started six of her seven appearances in Ohio Valley Conference play...Threw four scoreless innings in

relief to get her first win of the season vs. Indiana State (2/22)...Recorded a season-high four strikeouts vs. UT Martin (3/8) and SIU Edwardsville (5/8, 5/9)...Longest start was 5.2 innings at Chattanooga (2/23)...Threw five shutout innings in a no-decision vs. UT Martin (3/8)...Allowed just two hits in four innings vs. Tarleton State (3/2)...Ranked

second in the OVC in ERA, third in opposing batting average, first in fewest runs allowed (30) and second in fewest earned runs allowed (25).

2024: Named to the Ohio Valley Conference All-Newcomer Team in her first season at Southeast Missouri...Went 6-6 with a 3.35 ERA in 31 appearances and five starts...Picked up two saves...Pitched two complete games...Tossed one shutout and combined on three others...Struck out 35 in 83.2 innings and held opponents to a .255 batting average...Ranked second on the team in appearances, wins, complete games, shutouts, innings pitched and strikeouts...Posted a 5-3 record and 1.23 ERA with 15 strikeouts in 51.1 innings

during OVC play...Started two of her 16 appearances against league opponents...Was second among league leaders in ERA during conference action...Finished with a season-high four strikeouts vs. Maryland (2/16) and South Dakota State (3/2)...Worked four innings with two strikeouts in her first career start at Florida International (2/9)...Picked up her first career win in relief when she threw four scoreless innings at SIU Edwardsville (3/16)...Threw a complete game seven-inning shutout with three strikeouts, no walks and just two hits allowed vs. Lindenwood (4/20)...Beat Eastern Illinois (5/10) in her first career OVC Tournament start...Gave up only one run and recorded three strikeouts in five innings against the Panthers...



SOUTHEAST MISSOURI

2026 SOFTBALL MEDIA GUIDE

#FEELINROWDY

Returnees

Tossed 3.2 scoreless innings out of the bullpen vs. Villanova (5/18) at the NCAA Regional in Fayetteville, Arkansas...Did not allow a run in 4.2 innings over two relief appearances at the NCAA Regional.

Prep: Earned First-Team All-Conference, All-District and All-Region accolades in multiple seasons at Marquette High School...As a senior, she

went 12-6 with two saves and recorded 135 strikeouts in 113 innings...For her high school career, she put together a 39-18 record and 2.51 ERA with four saves and 402 strikeouts in 377 innings...Was also a part of three district championship teams.

Personal: Born January 11, 2005...Majoring in Marketing... Daughter of Jack and Maggie Carney.



GRACIE LUNA

2025: Played in all 46 games and logged 44 starts...Hit .294 with a team-high eight home runs...Collected 40 hits and scored 17 runs...Ranked second on the team with 41 RBI...Also added three doubles and 15 walks...Finished with multiple hits in eight contests and ranked second on the team with 10 multi-RBI games...Started all 26 Ohio Valley Conference games...Went 3-for-4 with two runs scored, a home run and season-high four RBI at Arkansas-Pine Bluff (3/12)... Homered in back-to-back games of the Western Illinois series (3/14, 3/15)...Ranked third in the OVC in RBI and tied for sixth in home runs...Had five sacrifice flies which were

good for second-most among conference leaders.

2024: Saw action in 32 games and made 11 starts as a freshman...Started seven games as designated player, three at third base and one at second base...Had 10 hits, three runs scored, three doubles, two home runs and 10 RBI...First career home run was a grand slam at Morehead State (4/14)...Hit a three-run home run at Murray State (4/23)...Had her first career hit vs. Syracuse (2/17)... Finished with a season-high two hits vs. Northern Iowa (2/24).

Prep: Played shortstop, third base and catcher during her career at East Peoria High

CAREER-HIGHS

Innings Pitched	7.0	vs. Lindenwood (4/20/24)
Fewest Hits	0	8x, last at UL Monroe (3/1/25)
Most Hits	9	vs. South Dakota State (3/2/24)
Fewest Runs	0	21x, last at Lindenwood (4/7/25)
Most Runs	7	vs. Ohio State (2/10/24)
Fewest Walks	0	15x, last vs. SIU Edwardsville (5/9/25)
Strikeouts	4	5x, last vs. SIU Edwardsville (5/9/25)



Maddie Carney's Career Statistics at Southeast Missouri

Year	ERA	W-L	APP	GS	CG	SHO	SV	IP	H	R	ER	BB	SO	2B	3B	HR	AB	B/Avg.	WP	HBP	BK	SFA	SHA
2024	3.35	6-6	31	5	2	1	2	83.2	83	46	40	37	35	6	0	1	371	.255	6	2	0	1	6
2025	2.50	3-7	19	10	0	0	1	70.0	67	30	25	27	31	12	0	1	311	.245	7	1	0	1	8
Total	2.96	9-13	50	15	2	1	3	153.2	150	76	65	64	66	18	0	2	682	.250	13	3	0	2	14

Maddie Carney's Career Statistics in Ohio Valley Conference Games

Year	ERA	W-L	APP	GS	CG	SHO	SV	IP	H	R	ER	BB	SO	2B	3B	HR	AB	B/Avg.	WP	HBP	BK	SFA	SHA
2024	1.23	5-3	16	2	1	1	2	51.1	42	13	9	14	15	1	0	1	210	.220	1	0	0	1	4
2025	2.79	2-2	9	6	0	0	1	37.2	37	18	15	15	17	5	0	1	172	.245	0	1	0	1	4
Total	1.89	7-5	25	8	1	1	3	89.0	79	31	24	29	32	6	0	2	382	.231	1	1	0	2	8

OVC TOURNAMENT CHAMPIONS | 1994 • 1996 • 1997 • 1998 • 1999 • 2019 • 2024

NCAA TOURNAMENT | 1999 • 2019 • 2024



SOUTHEAST MISSOURI

2026 SOFTBALL MEDIA GUIDE

#FEELINROWDY

Returns

School...All-State, All-Region, All-Conference and All-Area honoree...Hit over .500 as a senior...Boasted a .350 batting average with eight home runs, 48 RBI and 10 stolen bases her junior year...As a sophomore, hit a school record .530 with eight home runs and 37 RBI en

route to claiming First-Team All-Conference and All-Area accolades.

Personal: Born August 23, 2005...Majoring in Nursing... Daughter of Mark and Kristina Masters, and Ryan Luna.

CAREER-HIGHS

At-Bats	6	vs. Eastern Illinois (3/9/24)
Runs	2	2x, last vs. Southern Indiana (4/27/25)
Hits	3	at Arkansas-Pine Bluff (3/12/25)
Doubles	1	6x, last vs. Morehead State (4/12/25)
Triples	-	-
Home Runs	1	10x, last vs. Lindenwood (5/8/25)
RBI	4	2x, last at Arkansas-Pine Bluff (3/12/25)
Stolen Bases	-	-



ADDISYN MARTINIE

2025: Played in 37 games and started 27 contests as a freshman...Hit .241 with 20 hits, 11 runs scored, three doubles, two triples and 11 RBI...Added six walks...Started 12 games at second base, five at third and nine at shortstop...Notched a season-high two hits on two occasions...Made her first career start vs. Illinois State (2/23)... Earned her first career hits with a RBI-single vs. Alabama State (2/14)...Delivered a walk-off single to eliminate Lindenwood from the Ohio Valley Conference Tournament (5/8)...Had a two-RBI triple at UL Monroe (3/1)... Ended the season with a streak of seven-straight starts.

Prep: Three-time All-State selection at St. Joseph-Ogden High School...Named WCIA 3 Softball Player of the Year...Hit .515 with seven home runs, 58 RBI and 18 stolen bases as a senior...Garnered All-Conference and All-Area honors...As a junior, she hit .493 with 17 home runs and 57 RBI...Before that, she finished with a .467 batting average her sophomore year and .352 en route to her team's Rookie of the Year award as a freshman...Played club softball for the Peoria Sluggers and Southeast Missouri alum Renee (Enos) Gass.

Personal: Majoring in Criminal Justice...Born July 16, 2006... Daughter of John and Kristi Martinie.

Gracie Luna's Career Statistics at Southeast Missouri

Year	Avg.	GP-GS	AB	R	H	2B	3B	HR	RBI	TB	SLG%	BB	HBP	SO	GDP	OB%	SF	SH	SB-ATT	PO	A	E	FLD%
2024	.192	32-11	52	3	10	3	0	2	10	19	.365	1	2	10	0	.236	0	0	0-0	6	4	1	.909
2025	.294	46-44	136	17	40	3	0	8	41	67	.493	15	2	14	2	.361	5	0	0-1	271	9	5	.982
Total	.266	78-55	188	20	50	6	0	10	51	86	.457	16	4	24	2	.329	5	0	0-1	277	13	6	.980

Gracie Luna's Career Statistics in Ohio Valley Conference Games

Year	Avg.	GP-GS	AB	R	H	2B	3B	HR	RBI	TB	SLG%	BB	HBP	SO	GDP	OB%	SF	SH	SB-ATT	PO	A	E	FLD%
2024	.150	13-1	20	1	3	1	0	1	5	7	.350	0	1	4	0	.190	0	0	0-0	1	2	0	1.000
2025	.275	26-26	80	11	22	2	0	6	24	42	.525	7	2	7	1	.333	4	0	0-1	174	3	4	.978
Total	.250	39-27	100	12	25	3	0	7	29	49	.490	7	3	11	1	.307	4	0	0-1	175	5	4	.978



SOUTHEAST MISSOURI

2026 SOFTBALL MEDIA GUIDE

#FEELINROWDY

Returnees

CAREER-HIGHS

At-Bats	5	vs. Tarleton State (3/2/25)
Runs	2	2x, last vs. Morehead State (4/12/25)
Hits	2	4x, last vs. Lindenwood (5/8/25)
Doubles	1	3x, last vs. SIU Edwardsville (5/9/25)
Triples	1	2x, last at Tennessee Tech (4/19/25)
Home Runs	-	-
RBI	2	2x, last at UL Monroe (3/1/25)
Stolen Bases	1	at Tennessee State (5/4/25)



INFIELD

5-6 | Sr. | R/R
Farmington, Mo.
Farmington H.S.



21

ABBY ROBBINS

2025: Played in 24 games and made three starts at third base... Registered three hits, one RBI and four runs scored...First career hit was an RBI-single vs. Alabama State (2/14)...Scored a run vs. Illinois State (2/23), at Eastern Illinois (3/28), vs. Southern Indiana (4/27) and vs. Lindenwood (5/8).

2024: Participated in 14 games primarily as a pinch-runner... Made first career start at third base vs. Stony Brook (2/11)... Had four at-bats and scored four runs...Scored a run vs. Stony Brook (2/11), vs. Florida International (2/9) and at Morehead State (4/14, 4/15).

2023: Did not see action as a freshman.

Prep: Played second base and pitched at Farmington High School...Four-year starter... Three-time First-Team All-Conference, All-Region, All-District and All-State pick...Hit .429 with a school .398 with 150 hits (school record), 140 RBI (school record), 97 singles, 28 doubles, 16 home runs, 121 runs and 51 stolen bases...Played club softball with Top Gun 18U National.

Personal: Born October 22, 2003...Majoring in Health Management...Daughter of Arthur and Dena Robbins.

Addisyn Martinie's Career Statistics at Southeast Missouri

Year	Avg.	GP-GS	AB	R	H	2B	3B	HR	RBI	TB	SLG%	BB	HBP	SO	GDP	OB%	SF	SH	SB-ATT	PO	A	E	FLD%
2025	.241	37-27	83	11	20	3	2	0	11	27	.325	6	1	10	0	.300	0	2	1-2	35	42	4	.951

Addisyn Martinie's Career Statistics in Ohio Valley Conference Games

Year	Avg.	GP-GS	AB	R	H	2B	3B	HR	RBI	TB	SLG%	BB	HBP	SO	GDP	OB%	SF	SH	SB-ATT	PO	A	E	FLD%
2025	.204	22-17	49	7	10	1	1	0	2	13	.265	4	1	8	0	.278	0	1	1-2	19	25	3	.936

OVC TOURNAMENT CHAMPIONS | 1994 • 1996 • 1997 • 1998 • 1999 • 2019 • 2024
NCAA TOURNAMENT | 1999 • 2019 • 2024



SOUTHEAST MISSOURI

2026 SOFTBALL MEDIA GUIDE

#FEELINROWDY

Returnees

CAREER-HIGHS

At-Bats	3	2x, last vs. SIU Edwardsville (3/22/25)
Runs	1	8x, last vs. Lindenwood (5/8/25)
Hits	1	3x, last vs. SIU Edwardsville (3/22/25)
Doubles	-	-
Triples	-	-
Home Runs	-	-
RBI	1	vs. Alabama State (2/14/25)
Stolen Bases	-	-



BROOKLYN SAYSOFF

2025: First-Team All-Ohio Valley Conference selection... Southeast Missouri's second-leading hitter with a .363 batting average in 46 games and 45 starts...Led the team with 49 RBI...Scored 29 runs, tied for first on the team with 15 doubles and tied for second with five home runs...Boasted a .568 slugging percentage, second-best on the team...Led the Redhawks with a .440 on-base

percentage and was 6-of-7 in stolen bases...SEMO's top hitter in OVC play with a .429 clip...Had multiple hits in 13 games and led the team with 19 multi-RBI performances... First home run of the season was a grand slam at Western Illinois (3/14)...Finished with a season-high four hits at Tennessee State (5/4)...Went 3-for-4 with two doubles, two runs scored and three RBI vs.

Abby Robbins' Career Statistics at Southeast Missouri

Year	Avg.	GP-GS	AB	R	H	2B	3B	HR	RBI	TB	SLG%	BB	HBP	SO	GDP	OB%	SF	SH	SB-ATT	PO	A	E	FLD%
2024	.000	14-1	4	4	0	0	0	0	0	0	.000	1	0	2	0	.200	0	0	0-1	2	4	1	.857
2025	.136	24-3	22	4	3	0	0	0	1	3	.136	1	1	4	0	.200	1	0	0-0	1	4	0	1.000
Total	.115	38-4	26	8	3	0	0	0	1	3	.115	2	1	6	0	.200	1	0	0-1	3	8	1	.917

Abby Robbins' Career Statistics at Southeast Missouri

Year	Avg.	GP-GS	AB	R	H	2B	3B	HR	RBI	TB	SLG%	BB	HBP	SO	GDP	OB%	SF	SH	SB-ATT	PO	A	E	FLD%
2024	.000	6-0	1	2	0	0	0	0	0	0	.000	1	0	0	0	.500	0	0	0-1	0	1	0	1.000
2025	.222	14-1	9	2	2	0	0	0	0	2	.222	1	1	1	0	.364	0	0	0-0	0	1	0	1.000
Total	.200	20-1	10	4	2	0	0	0	0	2	.200	2	1	1	0	.385	0	0	0-1	0	2	0	1.000

Brooklyn Saysoff's Career Statistics at Southeast Missouri

Year	Avg.	GP-GS	AB	R	H	2B	3B	HR	RBI	TB	SLG%	BB	HBP	SO	GDP	OB%	SF	SH	SB-ATT	PO	A	E	FLD%
2024	.247	43-26	81	8	20	5	0	0	6	25	.309	14	0	17	0	.358	0	0	2-3	25	68	18	.838
2025	.363	46-45	146	29	53	15	0	5	49	83	.568	18	2	10	0	.440	0	0	6-7	41	85	7	.947
Total	.322	89-71	227	37	73	20	0	5	55	108	.476	32	2	27	0	.410	0	0	8-10	66	153	25	.898

Brooklyn Saysoff's Career Statistics in Ohio Valley Conference Games

Year	Avg.	GP-GS	AB	R	H	2B	3B	HR	RBI	TB	SLG%	BB	HBP	SO	GDP	OB%	SF	SH	SB-ATT	PO	A	E	FLD%
2024	.245	23-11	49	4	12	3	0	0	5	15	.306	5	0	8	0	.315	0	0	1-2	15	38	10	.841
2025	.429	26-25	84	20	36	9	0	5	36	60	.714	12	1	4	0	.505	0	0	2-3	27	49	6	.927
Total	.361	49-36	133	24	48	12	0	5	41	75	.564	17	1	12	0	.437	0	0	3-5	42	87	16	.890



SOUTHEAST MISSOURI

2026 SOFTBALL MEDIA GUIDE

#FEELINROWDY

Returnees

IU Indy (2/22)...Earned OVC Player of the Week honors on Apr. 7...Put together an 11-game hitting streak from Mar. 22-Apr. 18...It was the second-longest hitting streak on the team.

2024: Saw action in 43 games and started 26 as a freshman... Started 11 games at both third base and shortstop, and four at second base...Hit .247 with eight runs scored, 20 hits, five doubles, six RBI and 14 walks... Stole two bases...Tied for second on the team in walks... Started 11 games in Ohio Valley Conference play...Made first career start vs. Ohio State (2/10)...Collected her first career hit on a single at Southeastern Louisiana (2/17)...Went 3-for-5 with one RBI, a double and a walk vs. Eastern Illinois (3/9)... Had two hits vs. Bradley (3/12) and Tennessee Tech (4/7)...


Posted a pinch-hit single for her first career postseason hit vs. Villanova (5/18) at the NCAA Regional in Fayetteville, Arkansas.

Prep: Started four years at Blue Springs High School...Earned All-Conference, All-District and All-Region honors as her team's leader in hits and RBI as a senior...Claimed Academic All-State accolades during her career...Hit .449 with 41 RBI, a .478 on-base percentage and .701 slugging percentage as a senior.

Personal: Born July 15, 2005... Majoring in Nursing...Daughter of Trish Falwell.

CAREER-HIGHS

At-Bats	6	at Western Illinois (3/14/25)
Runs	2	8x, last vs. Morehead State (4/13/25)
Hits	4	2x, last at Tennessee State (5/4/25)
Doubles	2	3x, last at Tennessee Tech (4/18/25)
Triples	-	-
Home Runs	1	5x, last at Tennessee State (5/4/25)
RBI	4	at Western Illinois (3/14/25)
Stolen Bases	1	8x, last at Lindenwood (4/6/25)



SOPHIE SCHUPP

2025: Started 19 of her 31 games played...Tallied nine hits, five runs scored, a double, eight walks and three RBI...Had a season-high two hits at UL Monroe (2/28) and vs. Southern Indiana (4/27)...Hit a two-RBI single at Arkansas-Pine Bluff (3/12)...Made all of her starts at second base.

2024: Played in 42 games and logged 10 starts as a freshman... Started six games at shortstop and four at second base...Hit .273 with 14 runs scored, nine hits, four doubles and eight RBI... Walked seven times and was hit by a pitch once...Finished with a season-high two hits and three RBI vs. Eastern Illinois (3/9)... Also had two hits and scored

OVC TOURNAMENT CHAMPIONS | 1994 • 1996 • 1997 • 1998 • 1999 • 2019 • 2024

NCAA TOURNAMENT | 1999 • 2019 • 2024



SOUTHEAST MISSOURI

2026 SOFTBALL MEDIA GUIDE

#FEELINROWDY

Returnees

two runs vs. Maryland (2/18)... Matched her season-high of two runs scored at Morehead State (4/15)...Scored two runs during the Ohio Valley Conference Tournament title run.


Prep: Garnered All-District and All-Conference accolades during multiple seasons at Rock Bridge High School...Hit

.290 and had a .930 fielding percentage as a senior...Hit .321 as a junior and .388 as a sophomore...Was part of two district championships, one state title and one conference crown in her prep career.

Personal: Born March 12, 2005...Majoring in Psychology... Daughter of Chris and Ali Schupp.

CAREER-HIGHS

At-Bats	3	9x, last vs. Southern Indiana (4/27/25)
Runs	2	2x, last at Morehead State (4/15/24)
Hits	2	4x, last vs. Southern Indiana (4/27/25)
Doubles	1	5x, last vs. SIU Edwardsville (3/22/25)
Triples	-	-
Home Runs	-	-
RBI	3	vs. Eastern Illinois (3/9/24)
Stolen Bases	-	-



AUBRIE SHORE

2025: Missed the entire season with a back injury.

2024: Earned Second-Team All-Ohio Valley Conference honors... Only player on the team who started all 54 games...Made all of her starts at first base...Hit .338 as Southeast Missouri's fourth-leading hitter, one of four players on the team hitting over .300...Led the team with 16 doubles, 54 hits and 32 RBI... Scored 19 runs, hit two home runs, notched 76 total bases and walked 14 times...Had 366 putouts at first base...Hit .383 with 31 hits, nine doubles and 16 runs in OVC games... Ranked second on the team with 12 multiple-hit games and seven multi-RBI performances...

Hit safely in each of her first nine starts of the season...Hit a three-run home run vs. Stony Brook (2/11)...Went a season-best 4-for-4 at UT Martin (5/5)... Finished at 3-for-6 with two doubles and three runs scored vs. Eastern Illinois (3/9)...Also had three hits and two doubles at Morehead State (4/14)...Her 16 doubles tied for sixth-most in a single season in program history...Ranked tied for ninth in the OVC in RBI, third in doubles and first in putouts...Went 2-for-3 with a run scored and three RBI during Southeast Missouri's OVC Tournament opening win over Tennessee State (5/9)... Singled in both of SEMO's games at the NCAA Regional in Fayetteville, Arkansas.

Sophie Schupp's Career Statistics at Southeast Missouri

Year	Avg.	GP-GS	AB	R	H	2B	3B	HR	RBI	TB	SLG%	BB	HBP	SO	GDP	OB%	SF	SH	SB-ATT	PO	A	E	FLD%
2024	.273	42-10	33	14	9	4	0	0	8	13	.394	7	1	16	0	.405	1	2	0-0	20	18	5	.884
2025	.191	31-19	47	5	9	1	0	0	3	10	.213	8	0	16	0	.304	1	3	0-0	32	21	3	.946
Total	.225	73-29	80	19	18	5	0	0	11	23	.288	15	1	32	0	.347	2	5	0-0	52	39	8	.919

Sophie Schupp's Career Statistics in Ohio Valley Conference Games

Year	Avg.	GP-GS	AB	R	H	2B	3B	HR	RBI	TB	SLG%	BB	HBP	SO	GDP	OB%	SF	SH	SB-ATT	PO	A	E	FLD%
2024	.231	20-3	13	7	3	2	0	0	4	5	.385	3	1	8	0	.389	1	2	0-0	7	8	1	.938
2025	.192	17-9	26	4	5	1	0	0	1	6	.231	3	0	9	0	.267	1	2	0-0	15	8	2	.920
Total	.205	37-12	39	11	8	3	0	0	5	11	.282	6	1	17	0	.313	2	4	0-0	22	16	3	.927



SOUTHEAST MISSOURI

2026 SOFTBALL MEDIA GUIDE

#FEELINROWDY

Returnees

2023: Earned a share of the OVC Player of the Year Award along with Southern Indiana's Allie Goodin...First-Team All-OVC pick...Became the sixth player in Southeast Missouri history to win the league's Player of the Year honor...Started all 43 games at first base...Hit .347 with 14 runs, 41 hits, 10 doubles, seven home runs, 33 RBI, a .610 slugging percentage and .414 on-base percentage...Led the team in home runs and tied for first in RBI...Tied for third on the team in doubles and rated second in hits...Was one of two players to get over 40 hits...Hit .421 with 11 runs, 24 hits, six doubles, six home runs and 26 RBI in 22 OVC starts... In league games, she led the conference with a .842 slugging percentage, ranked second in on-base percentage (.507), was second in RBI and tied for third in home runs...Rated among the OVC's top 10 individuals in batting average (10th), slugging percentage (6th), RBI (4th) and home runs (7th)...Hit her first career grand slam and finished with a season-best five RBI vs. UT Martin (4/29)...Hit two

home runs and had four RBI at Tennessee State (3/18) and at Lindenwood (4/15)...Drove in four or more runs a total of four games...Scored a season-high three runs at Lindenwood (4/15)...Was named OVC Player of the Week for the first time on Apr. 17...Hit .667 with eight hits, five runs, three doubles, two home runs and five RBI to go along with a .733 on-base percentage and 1.417 slugging percentage en route to winning the weekly honor.

2022: Named to the OVC All-Newcomer Team...Started 50 games at first base as a freshman...Ranked fourth on the team with a .288 batting average...Rated third on the team with 40 hits and second with nine home runs...Led the Redhawks with 13 doubles and tied for second with 35 RBI...Boasted a .590 slugging percentage, good for second-best on the team...Ranked ninth in the OVC in slugging percentage and tied for eighth in doubles...Hit just under .300 (.299) in 23 OVC starts... Opened the season by going

2-for-2 with two runs, a double, triple and three RBI in her first college start at Alabama A&M (2/11)...Finished at 3-for-3 with a run scored, two doubles and season-high four RBI vs. Central Michigan (2/19)...Collected multiple-hits eight times and tied for second on the team with nine multi-RBI performances... Had a five-game hitting streak from Feb. 18-Mar. 2.

Prep: First-Team All-Apollo Conference pick at Mahomet-Seymour High School...Hit .526 with 40 runs scored, 14 doubles, three triples, seven home runs and 27 RBI as a senior... Named Second-Team Class 3 All-State that year...Did not play her junior season due to the COVID-19 pandemic...Hit .481

with 26 hits, 26 runs scored, 10 doubles, four triples, two home runs and 11 RBI in 2019... Garnered First-Team All-Area, All-Apollo Conference and Illinois High School Association (IHSA) Class 3A All-State accolades as a sophomore...Was tabbed Mahomet-Seymour's Offensive Player of the Year that season...Earned First-Team All-Conference, All-Area and Offensive Player of the Year awards as a freshman...Played summer league softball with Premier Fastpitch.

Personal: Born June 3, 2003...Working on her Master's in Higher Education Administration...Daughter of Jake and Amy Shore.

CAREER-HIGHS

At-Bats	6	vs. Eastern Illinois (3/9/24)
Runs	3	2x, last vs. Eastern Illinois (3/9/24)
Hits	4	2x, last at UT Martin (5/5/24)
Doubles	2	4x, last at Morehead State (4/14/24)
Triples	1	vs. Alabama A&M (2/11/22)
Home Runs	2	2x, last at Lindenwood (4/15/23)
RBI	5	vs. UT Martin (4/29/23)
Stolen Bases	1	2x, last at Southern Indiana (3/29/24)

Aubrie Shore's Career Statistics at Southeast Missouri

Year	Avg.	GP-GS	AB	R	H	2B	3B	HR	RBI	TB	SLG%	BB	HBP	SO	GDP	OB%	SF	SH	SB-ATT	PO	A	E	FLD%
2022	.288	53-50	139	23	40	13	1	9	35	82	.590	19	0	16	0	.366	3	0	1-3	271	5	6	.979
2023	.347	43-43	118	14	41	10	0	7	33	72	.610	11	3	5	0	.414	1	0	0-0	223	7	5	.979
2024	.338	54-54	160	19	54	16	0	2	32	76	.475	14	1	27	1	.385	4	0	1-2	366	7	4	.989
Total	.324	150-147	417	56	135	39	1	18	100	230	.552	44	4	48	1	.387	8	0	2-5	860	19	15	.983

Aubrie Shore's Career Statistics in Ohio Valley Conference Games

Year	Avg.	GP-GS	AB	R	H	2B	3B	HR	RBI	TB	SLG%	BB	HBP	SO	GDP	OB%	SF	SH	SB-ATT	PO	A	E	FLD%
2022	.299	25-23	67	10	20	8	0	6	16	46	.687	8	0	7	0	.368	1	0	0-1	145	3	1	.993
2023	.421	22-22	57	11	24	6	0	6	26	48	.842	8	3	2	0	.507	1	0	0-0	110	2	2	.982
2024	.383	27-27	81	16	31	9	0	1	12	43	.531	10	1	10	0	.447	2	0	1-2	213	5	2	.991
Total	.366	74-72	205	37	75	23	0	13	54	137	.668	26	4	19	0	.439	4	0	1-3	468	10	5	.990

OVC TOURNAMENT CHAMPIONS | 1994 • 1996 • 1997 • 1998 • 1999 • 2019 • 2024

NCAA TOURNAMENT | 1999 • 2019 • 2024



SOUTHEAST MISSOURI

2026 SOFTBALL MEDIA GUIDE

#FEELINROWDY

Returnees



PITCHER

5-10 | Sr. | R/R
Rushville, Ill.
Rushville-Industry H.S.
Southern Illinois

ELLIOTT STINSON

2025: Pitched in 17 games and started seven of her appearances...Went 4-3 with a 3.63 ERA...Pitched one complete game and had a shutout...

Recorded 37 strikeouts in 44.1 innings...Ranked third on the team in strikeouts...Held opponents to a .249 batting average...Threw a complete

game seven-inning shutout in Southeast Missouri's Ohio Valley Conference Tournament win over Tennessee Tech (5/7)... Struck out three in 4.2 innings to get the win in her first career start vs. Alabama State (2/14)... Finished with a season-high four strikeouts vs. Tarleton State (3/1), at Western Illinois (3/15) and vs. SIU Edwardsville (3/22)... Made 11 appearances and two starts in OVC action.

Southern Illinois: Spent the 2023 and 2024 seasons at Southern Illinois...Did not pitch in 2024...Made 23 appearances and 13 starts before an injury ended her 2023 campaign... threw her first seven-inning complete game in a win over Binghamton (2/11/23) while recording a season-high nine strikeouts and allowing just one hit and one run...Had a stretch

of four-straight appearances without giving up a run...Pitched two five-inning complete game shutouts in wins over Green Bay (3/11/23) and Valparaiso (3/25/23)... Finished the season with an 11-3 record and 3.43 ERA.

Prep: Four-year varsity starter at Rushville-Industry High School...Secured All-Conference honors in all four seasons...Hit for a career batting average over .500 throughout her prep career while averaging nearly two strikeouts an inning as a pitcher...Was selected to the All-State Team as a junior...Member of National Honor Society.

Personal: Majoring in Organizational Communication... Born March 29, 2004...Daughter of Todd and Kelly Stinson.

CAREER-HIGHS

Innings Pitched	7.0	vs. Tennessee Tech (5/7/25)
Fewest Hits	0	3x, last vs. Southern Indiana (4/27/25)
Most Hits	6	vs. SIU Edwardsville (3/22/25)
Fewest Runs	0	6x, last vs. Tennessee Tech (5/7/25)
Most Runs	4	vs. UT Martin (3/9/25)
Fewest Walks	0	5x, last vs. Southern Indiana (4/27/25)
Strikeouts	4	3x, last vs. SIU Edwardsville (3/22/25)

Elliott Stinson's Career Statistics at Southeast Missouri

Year	ERA	W-L	APP	GS	CG	SHO	SV	IP	H	R	ER	BB	SO	2B	3B	HR	AB	B/Avg.	WP	HBP	BK	SFA	SHA
2025	3.63	4-3	17	7	1	1	0	44.1	42	27	23	22	37	5	0	5	195	.249	2	1	0	0	3

Elliott Stinson's Career Statistics in Ohio Valley Conference Games

Year	ERA	W-L	APP	GS	CG	SHO	SV	IP	H	R	ER	BB	SO	2B	3B	HR	AB	B/Avg.	WP	HBP	BK	SFA	SHA
2025	4.67	2-1	11	2	0	0	0	24.0	25	17	16	12	23	1	0	4	106	.275	2	1	0	0	2



SOUTHEAST MISSOURI

2026 SOFTBALL MEDIA GUIDE

#FEELINROWDY

Returnees

Pine Bluff (3/12), where she also scored two runs...Added a single vs. SIU Edwardsville (3/22).

2024: Played in two games as a pinch-runner...Appeared in the Maryland (2/18) and South Dakota State (3/1) contests.

Prep: Class 5 First-Team All-State outfielder at Oakville High School...Hit .495 with 51 hits, 13

doubles, three triples, six home runs, 44 runs scored and 34 RBI as a senior...Named the 2022 Yellow Division Conference Player of the Year...Also earned First-Team All-District and All-Region honors.

Personal: Born May 31, 2005... Majoring in Professional Pilot... Daughter of Calvin and Ann Tutwiler.

CAREER-HIGHS

At-Bats	2	at Arkansas-Pine Bluff (3/12/25)
Runs	2	at Arkansas-Pine Bluff (3/12/25)
Hits	1	2x, last vs. SIU Edwardsville (3/22/25)
Doubles	-	-
Triples	-	-
Home Runs	-	-
RBI	-	-
Stolen Bases	-	-



MARY TUTWILER

2025: Played in five games... Had two hits in six at-bats and scored two runs...Her first career hit was a single at Arkansas-



Mary Tutwiler's Career Statistics at Southeast Missouri

Year	Avg.	GP-GS	AB	R	H	2B	3B	HR	RBI	TB	SLG%	BB	HBP	SO	GDP	OB%	SF	SH	SB-ATT	PO	A	E	FLD%
2024	.000	2-0	0	0	0	0	0	0	0	0	.000	0	0	0	0	.000	0	0	0-0	0	0	0	.000
2025	.333	5-0	6	2	2	0	0	0	0	2	.333	0	0	1	0	.333	0	0	0-0	0	0	0	.000
Total																							

Mary Tutwiler's Career Statistics in Ohio Valley Conference Games

Year	Avg.	GP-GS	AB	R	H	2B	3B	HR	RBI	TB	SLG%	BB	HBP	SO	GDP	OB%	SF	SH	SB-ATT	PO	A	E	FLD%
2025	.250	4-0	4	0	1	0	0	0	0	1	.250	0	0	1	0	.250	0	0	0-0	0	0	0	.000

OVC TOURNAMENT CHAMPIONS | 1994 • 1996 • 1997 • 1998 • 1999 • 2019 • 2024
NCAA TOURNAMENT | 1999 • 2019 • 2024



SOUTHEAST MISSOURI

2026 SOFTBALL MEDIA GUIDE

#FEELINROWDY

Returnees



WILLOW VAN HAREN

2025: Went 6-2 with a 3.21 ERA in 22 appearances and eight starts...Threw three complete games and two shutouts...Picked up one save...Ranked second on the team with 49 strikeouts and third with 61 innings pitched...Opposing hitters hit .249 against her...Led the team in appearances and ranked second in wins...Pitched five-inning shutouts at Arkansas-Pine Bluff (3/12) and vs. Southern Indiana (4/27)...Recorded a season-high seven strikeouts in 2.2 innings of relief vs. UT Martin (3/8)...Had five strikeouts in 2.1 innings out of the bullpen vs. Tarleton State (3/1)...Struck out three in seven innings to earn a complete game victory in the Ohio Valley Conference Tournament vs.

Lindenwood (5/8)...Ranked fifth in the OVC in opposing batting average...Allowed 57 hits and 28 earned runs, both third fewest in the league.

2024: Went 1-3 with a 3.29 ERA in 14 games and three starts as a freshman...Accumulated 15 strikeouts in 17 innings...Picked up her first career save in the Ohio Valley Conference championship game vs. Eastern Illinois (5/11)...Recorded the final two outs of that contest to send Southeast Missouri to its seventh OVC Tournament title in program history...Posted her first career win when she allowed just one hit and struck out four in four relief innings at Florida International (2/9)...Tied her season-high of four

strikeouts vs. Bradley (3/12)...Made first career start in the circle vs. Ohio State (2/10)...Recorded three strikeouts at Murray State (4/23).


Prep: Initially committed to NCAA Division II Northeastern State...Was an All-Conference player in multiple seasons at Moss High School...Named the Little River Conference Player of the Year and made back-to-back

trips to the state tournament in 2021 and 2022...Finished her career with 855 strikeouts, a 0.26 ERA, 47 shutouts and 19 no-hitters...Claimed First-Team All-Region, All-District and Oklahoma All-State accolades.

Personal: Born June 26, 2005...Majoring in Health Sciences...Daughter of Jake and Nicole Van Haren.

CAREER-HIGHS

Innings Pitched	7.0	vs. Lindenwood (5/8/25)
Fewest Hits	0	0, 7x, last vs. Morehead State (4/12/25)
Most Hits	6	2x, last vs. Lindenwood (5/8/25)
Fewest Runs	0	15x, last vs. Southern Indiana (4/27/25)
Most Runs	7	2x, last at Tennessee State (5/4/25)
Fewest Walks	0	13x, last vs. SIU Edwardsville (5/9/25)
Strikeouts	7	vs. UT Martin (3/8/25)



Willow Van Haren's Career Statistics at Southeast Missouri

Year	ERA	W-L	APP	GS	CG	SHO	SV	IP	H	R	ER	BB	SO	2B	3B	HR	AB	B/Avg.	WP	HBP	BK	SFA	SHA
2024	3.29	1-3	14	3	0	0	1	17.0	17	17	8	12	15	3	0	3	83	.258	5	2	0	3	0
2025	3.21	6-2	22	8	3	2	1	61.0	57	41	28	27	49	11	3	5	275	.249	7	6	0	3	10
Total	3.23	7-5	36	11	3	2	2	78.0	74	58	36	39	64	14	3	8	358	.251	12	8	0	6	10

Willow Van Haren's Career Statistics in Ohio Valley Conference Games

Year	ERA	W-L	APP	GS	CG	SHO	SV	IP	H	R	ER	BB	SO	2B	3B	HR	AB	B/Avg.	WP	HBP	BK	SFA	SHA
2024	10.50	0-1	4	1	0	0	0	2.0	5	4	3	0	1	1	0	0	11	.500	0	0	0	1	0
2025	2.79	3-2	13	4	1	1	1	32.2	29	24	13	18	29	7	2	3	152	.234	6	4	0	2	4
Total	3.23	3-3	17	5	1	1	1	34.2	34	28	16	18	30	8	2	3	163	.254	6	4	0	3	4




SOUTHEAST MISSOURI

2026 SOFTBALL MEDIA GUIDE

#FEELINROWDY

Returnees



KINLEY WILKINS

2025: Saw action in 34 games and started 24...Made 18 of her starts in left field...Hit .264 with 15 runs scored, 19 hits, two doubles, one home run and 10 RBI...Drew 15 walks and stole four bases in five attempts...Went 2-for-3 with her first career home run, four runs scored, two walks and a season-high three RBI at Western Illinois (3/14)...Matched a season-high two hits vs. SIU Edwardsville (3/22)...Hit safely in five of her last seven games of the season.

2024: Saw action in 17 games as a freshman...Scored one run and had three at-bats...Also had one walk and one stolen base...

Scored her first career run vs. Northern Iowa (2/24).

Prep: Hit .488 with 41 hits, 34 RBI and 45 runs scored en route to First-Team All-Conference, All-District, All-Region and All-State honors as a senior at Lawson High School...Garnered First-Team All-Conference accolades all four of her prep seasons...Was also a member of the track and basketball teams.

Personal: Born May 11, 2005...Majoring in Sport Management...Daughter of Trevor Wilkins and Samantha Long.

CAREER-HIGHS

At-Bats	5	at Tennessee State (5/4/25)
Runs	4	at Western Illinois (3/14/25)
Hits	2	2x, last vs. SIU Edwardsville (3/22/25)
Doubles	1	2x, last at Eastern Illinois (3/28/25)
Triples	-	-
Home Runs	1	at Western Illinois (3/14/25)
RBI	3	at Western Illinois (3/14/25)
Stolen Bases	1	4x, last vs. Southern Indiana (4/27/25)



Kinley Wilkins' Career Statistics at Southeast Missouri

Year	Avg.	GP-GS	AB	R	H	2B	3B	HR	RBI	TB	SLG%	BB	HBP	SO	GDP	OB%	SF	SH	SB-ATT	PO	A	E	FLD%
2024	.000	17-0	3	1	0	0	0	0	0	0	.000	1	0	2	0	.250	0	0	1-1	0	0	0	.000
2025	.264	34-24	72	15	19	2	0	1	10	24	.333	15	1	9	1	.398	0	1	4-5	13	0	3	.813
Total	.253	51-24	75	16	19	2	0	1	10	24	.320	16	1	11	1	.391	0	1	5-6	13	0	3	.813

Kinley Wilkins' Career Statistics in Ohio Valley Conference Games

Year	Avg.	GP-GS	AB	R	H	2B	3B	HR	RBI	TB	SLG%	BB	HBP	SO	GDP	OB%	SF	SH	SB-ATT	PO	A	E	FLD%
2024	.000	8-0	0	0	0	0	0	0	0	0	.000	0	0	0	0	.000	0	0	1-1	0	0	0	.000
2025	.269	22-18	52	11	14	2	0	1	8	19	.365	9	1	5	0	.387	0	1	4-5	8	0	2	.800
Total	.269	30-18	52	11	14	2	0	1	8	19	.365	9	1	5	0	.387	0	1	5-6	8	0	2	.800

OVC TOURNAMENT CHAMPIONS | 1994 • 1996 • 1997 • 1998 • 1999 • 2019 • 2024

NCAA TOURNAMENT | 1999 • 2019 • 2024



SOUTHEAST MISSOURI

2026 SOFTBALL MEDIA GUIDE

#FEELINROWDY

Returnees



MADISON WINKLER

2025: First-Team All-Ohio Valley Conference outfielder... Started 44 games in right field... Hit .348 with 29 runs, 46 hits, seven doubles, a triple and 20 RBI... Ranked fourth on the team in batting average and tied for second in stolen bases (14)... Boasted a .986 fielding percentage and walked 20 times... Started 24 OVC games... Had 11 multiple-hit games and knocked in two or more runs four times... Posted a season-high three hits vs. Alabama State (2/15) and Tennessee Tech (5/9)... Went 3-for-3 with two runs, three RBI and was a home run shy of hitting for the cycle at Western Illinois (3/14)... Matched her season-high in hits and RBI in the OVC Tournament vs. Tennessee Tech (5/9)... Landed a spot on the OVC All-Tournament Team...

Strung together a 10-game hitting streak from Apr. 7-27 as one of three players on the team with double-digit game hitting streaks.

Louisville: Played two years at Atlantic Coast Conference member Louisville... In 2024, saw action in 46 games and made two starts in the outfield... Tallied nine runs and went 5-of-6 in stolen bases... Started in center field and scored the game-winning run in a 9-0 victory at Pitt helping the Cardinals clinch the series... Had a RBI-single and scored in a 12-4 win over Seton Hall... Named to the All-ACC Academic Team and Honor Roll... In 2023, played in 44 games and logged 19 starts in the outfield... Scored 17 runs and finished with five RBI and three stolen bases... Went 2-for-3 with two runs in a

6-2 win over Notre Dame... Hit a game-tying sacrifice fly against NC State and later scored the game-winning run in the ninth inning... Named to the All-ACC Academic Team and Honor Roll... Was also an Easton/NFCA All-America Scholar-Athlete.


Prep: All-Region, All-State Honorable Mention and East West All-Star selection at Christian County High School... Two-time All-District pick... Hit .543 and boasted a .647 on-base percentage as a junior... Led the team with 57 hits, scored 50 runs and had 40 RBI...

Established a new school record with 45 stolen bases... Helped lead her travel team to the Triple Crown Fireworks 18U TV Challenge Championship in 2019 and the Southeastern Fastpitch League Fall Championship in 2020... Two-time Extra Innings All-American.

Personal: Working on her Master's in General Management... Born December 12, 2003... Daughter of Wil and Heather Winkler... Has three older siblings... Nickname is Pickle.

CAREER-HIGHS

At-Bats	5	2x, last vs. Tarleton State (3/2/25)
Runs	2	7x, last vs. Tennessee Tech (5/9/25)
Hits	3	3x, last vs. Tennessee Tech (5/9/25)
Doubles	1	7x, last vs. Tennessee Tech (5/9/25)
Triples	1	at Western Illinois (3/14/25)
Home Runs	-	-
RBI	3	2x, last vs. Tennessee Tech (5/9/25)
Stolen Bases	2	2x, last vs. Morehead State (4/12/25)



Madison Winkler's Career Statistics at Southeast Missouri

Year	Avg.	GP-GS	AB	R	H	2B	3B	HR	RBI	TB	SLG%	BB	HBP	SO	GDP	OB%	SF	SH	SB-ATT	PO	A	E	FLD%
2025	.336	47-44	137	30	46	7	1	0	20	55	.401	20	1	6	0	.416	3	3	14-16	69	4	1	.986

Madison Winkler's Career Statistics in Ohio Valley Conference Games

Year	Avg.	GP-GS	AB	R	H	2B	3B	HR	RBI	TB	SLG%	BB	HBP	SO	GDP	OB%	SF	SH	SB-ATT	PO	A	E	FLD%
2025	.348	24-24	69	16	24	5	1	0	14	31	.449	11	0	1	0	.422	3	2	7-8	36	2	0	1.000



SOUTHEAST MISSOURI

2026 SOFTBALL MEDIA GUIDE

#FEELINROWDY

Newcomers



LILLY BLAGOUE

Prep: Started four years as an infielder at Salem High School... Hit .425 her senior year...Earned All-Conference and All-State accolades and won her team's Most Valuable Player and Best Offensive Player awards in multiple seasons...Hit over .400 for her prep career...Broke her

own single-season home run record with 17 during her junior year, which saw her hit .402... Played club softball for Unity-Slezak.

Personal: Majoring in Psychology...Born January 11, 2007...Daughter of Brad and Rose Blagoue.



SUMMER BRANCH

Prep: Four-year starter at Jefferson City High School... Earned First-Team All-Conference, All-District, All-Region and All-State honors each of her final two prep seasons...As a senior, she recorded 264 strikeouts in 163 innings and boasted a 1.72 ERA while holding opponents to a .187 batting average...Struck out 243 in 168 innings and fashioned a 1.53 ERA the year before

that...Finished her sophomore season with a 1.66 ERA and 170 strikeouts in 181 innings...For her career, boasted a 1.68 ERA with 738 strikeouts...Played for the Missouri Bombers Gold 18U club softball team.

Personal: Majoring in Health Sciences...Born April 17, 2008... Daughter of Travis and Kerry Branch.




SOUTHEAST MISSOURI

2026 SOFTBALL MEDIA GUIDE

#FEELINROWDY

Newcomers



CATCHER/UTILITY

5-8 | Jr. | R/R
Mansfield, Texas
Lake Ridge H.S.
Lamar University


28

RAIGAN BRANNON

Lamar University: Played the 2024 and 2025 seasons at Lamar University...Saw action in 29 games with 22 starts in 2025...Hit .246 with 15 hits, five doubles and eight RBI...Walked seven times...Posted a season-high three hits vs. Nicholls (3/28)...Notched a .989 fielding percentage and threw out four baserunners...In 2024, played in 24 games with 19 starts...Tallied nine RBI, two doubles and two triples...Finished with four RBI vs. Niagara (2/25)...Caught a no-hitter from Karyana Mitchell vs. Texas A&M-Commerce (3/22)...Added three RBI at the plate in that game, as well.

Prep: Led Lake Ridge High School to the state championship game...Secured District 11-6A First-Team All-District and Second-Team All-Area honors as a catcher...Three-time Academic All-District pick...Two-time Teacher Choice award recipient...Played club softball with the Texas Glory.

Personal: Majoring in Elementary Education...Born May 18, 2005...Daughter of Chad and Mary Jo Brannon.



CATCHER/INFIELD

5-6 | Fr. | R/R
Cedar Hill, Mo.
Eureka H.S.

6

LILY DELMAIN

Prep: Finished her career at Eureka High School as a First-Team All-Conference, All-District and All-Region pick...Hit .500 with 11 doubles, two triples and two home runs as a senior...Played for the St. Louis Chaos 18U Gentile on the club circuit.

Personal: Majoring in Business Administration...Born August 5, 2006...Daughter of Donnie and Mandy Delmain.



SOUTHEAST MISSOURI

2026 SOFTBALL MEDIA GUIDE

#FEELINROWDY

Newcomers



KAMIDEN HUTTON

Vernon College: Earned First-Team Academic All-American honors at Vernon College...Hit .414 with 44 runs scored, 65 hits, 16 doubles, three triples, one home run and 44 RBI in 2025...Started 50 games...Stole 12 bases and walked 16 times.

Texas State: Played 23 games at Texas State during the 2024 campaign...Had one hit, one RBI, a double and six runs scored...First career hit came on a double at South Alabama (3/29)...Drew six walks and stole two bases...Also had seven putouts and nine assists with no errors.

Prep: Attended Peaster High School, where she was also a record-breaking track & field athlete...Two-time District 8-3A Offensive Player of the

Year...Selected to the THGCA All-State Team as a junior and senior...TSWA All-State honoree as a junior...Named the District 8-3A Newcomer of the Year and was the team's Most Valuable Player as a freshman...Parker County Newcomer of the Year...Two-time area and regional qualifier in the 4x200 and 4x400 relay events...Area qualifier in the triple jump and 4x100 relay...Broke her school's record in the 300m hurdles as a freshman...Four-time Academic All-District and Academic All-State selection in track & field and softball...Member of the 18U Impact Gold National-Rodriguez Travel Softball Organization

Personal: Majoring in Mass Communication...Born December 12, 2003...Daughter of Brad and Kim Hutton.



JAZMINE MANAU

Prep: First-Team Illinois Coaches Association Class 2A All-State performer at Manteno High School...Earned All-Conference honors her final three seasons as a prep...Hit .388 with 38 runs scored and 23 RBI as a junior...Boasted a .536 batting average and had

25 RBI her sophomore season...Garnered All-Area accolades...Was part of the Premier Fastpitch summer league team.

Personal: Majoring in Psychology...Born March 16, 2007...Daughter of Scott and Brittany Manau.



SOUTHEAST MISSOURI

2026 SOFTBALL MEDIA GUIDE

#FEELINROWDY

Newcomers




LESLEIGH MAYNARD

Prep: Did not play softball her senior season at Bureau Valley High School due to a knee injury she sustained during the third game of the basketball season...Her injury occurred on the same day she signed her National Letter of Intent to play at Southeast Missouri... Was a unanimous First-Team All-Conference honoree as a junior...Finished with the highest batting average (.438) in the state en route to garnering

Second-Team Class 2A All-State accolades...Claimed Second-Team All-Conference laurels after hitting .576 with 18 stolen bases, again getting the highest batting average in the state her sophomore season...Also played volleyball...Was with the Peoria Sluggers summer league team.

Personal: Majoring in Nursing... Born March 14, 2007...Daughter of Chris and Trisha.



SYDNEY MILES

Prep: Four-year starting infielder at Park Hills Central High School...Hit over .550 in her career...As a junior, hit .605 with 45 runs scored, seven home runs and 30 RBI... Garnered All-Conference, All-District, All-Region and All-State accolades...Hit over .500 and earned All-Conference, All-District, All Region and All-State

laurels every year of her high school career...Also claimed All-Conference and All-District honors in basketball...Played for the Unity-Slezak travel team.

Personal: Majoring in Health Sciences...Born June 12, 2007... Daughter of Paul and Emily Miles.



SOUTHEAST MISSOURI

2026 SOFTBALL MEDIA GUIDE

#FEELINROWDY

Newcomers



OUTFIELD


5-4 | Fr. | R/R
Jackson, Mo.
Jackson H.S.

JAYLIE WALTHER

Prep: Started four years at nearby Jackson High School... Hit .353 for her career and broke the school record in fielding percentage (.989) as a senior... Won her team's Defensive Player of the Year and Hustle awards, and was both a Second-Team All-Conference and All-District selection her final season... As a junior, she was a First-Team

All-Conference and All-District honoree... Additionally, was named Academic All-State all four of her high school seasons... Played with the Midwest Grit club team.

Personal: Majoring in Agribusiness... Born July 9, 2007... Daughter of Jason and Leslie Walther.



OUTFIELD

5-1 | Fr. | L/R
Pevely, Mo.
Herculaneum H.S.

KAYLYN YAMNITZ

Prep: Started three years as an outfielder at Herculaneum High School... Three-time First-Team All-Conference and All-District pick... Hit .573 with 85 hits, 73 runs scored, 37 walks and 69 stolen bases in her career... As a senior, she registered a .463 batting average with 21 runs scored and 18 stolen bases...

Earned additional experience at the club level with the Aces Fastpitch, St. Louis Chaos and Defiance Elite squads.

Personal: Majoring in Health Management... Born July 27, 2007... Daughter of Chad and Amanda Reese.

*South*east
Softball

CELEBRATING 50 SEASONS



SEMO

SOFTBALL





2025 REVIEW

SOUTHEAST MISSOURI REDHAWKS





SOUTHEAST MISSOURI

2026 SOFTBALL MEDIA GUIDE

#FEELINROWDY

2025 Final Statistics

Overall: 27-19 **Home:** 8-4 **Away:** 10-10 **Neutral:** 9-5 **OVC:** 17-9

No.	Name	Avg.	GP-GS	AB	R	H	2B	3B	HR	RBI	TB	SLG%	BB	HBP	SO	GDP	OB%	SF	SH	SB-ATT	PO	A	E	FLD%
18	Sydney Dennis	.404	46-45	161	36	65	13	3	0	29	84	.522	12	0	8	0	.438	3	1	14-18	55	84	14	.908
5	Brooklyn Saysoff	.363	46-45	146	29	53	15	0	5	49	83	.568	18	2	10	0	.440	0	0	6-7	41	85	7	.947
8	Sydney Melton	.362	46-45	141	25	51	15	0	5	31	81	.574	9	7	13	0	.424	1	1	1-1	137	10	1	.999
12	Madison Winkler	.348	44-44	132	29	46	7	1	0	20	55	.417	20	1	6	0	.429	3	3	14-16	69	4	1	.986
10	Tatum Gerwitz	.313	46-46	131	34	41	1	1	0	14	44	.336	23	0	6	0	.416	0	4	17-18	94	4	0	1.000
27	Hailey Burnett	.298	32-21	57	11	17	3	0	2	10	26	.456	11	0	15	0	.412	0	0	1-1	63	1	1	.985
7	Gracie Luna	.294	46-44	136	17	40	3	0	8	41	67	.493	15	2	14	2	.361	5	0	0-1	271	9	5	.982
4	Kinley Wilkins	.264	34-24	72	15	19	2	0	1	10	24	.333	15	1	9	1	.398	0	1	4-5	13	0	3	.813
14	Brittany Affolter	.256	37-32	82	14	21	4	0	1	6	28	.341	14	0	11	0	.361	1	1	5-7	47	0	1	.979
23	Addisyn Martinie	.241	37-27	83	11	20	3	2	0	11	27	.325	6	1	10	0	.300	0	2	1-2	35	42	4	.951
11	Tori Bradley	.220	35-18	59	5	13	3	0	1	6	19	.322	7	1	11	2	.313	0	1	0-0	59	10	3	.958
1	Sophie Schupp	.191	31-19	47	5	9	1	0	0	3	10	.213	8	0	16	0	.304	1	3	0-0	32	21	3	.946

17	Taryn Coon	.400	18-1	5	4	2	0	0	0	1	2	.400	0	0	2	0	.400	0	0	1-1	0	0	0	.000
22	Mary Tutwiler	.333	5-0	6	2	2	0	0	0	0	2	.333	0	0	1	0	.333	0	0	0-0	0	0	0	.000
21	Abby Robbins	.136	24-3	22	4	3	0	0	0	1	3	.136	1	1	4	0	.200	1	0	0-0	1	4	0	1.000
16	Selby Patberg	.000	18-0	4	8	0	0	0	0	0	0	.000	2	0	3	0	.333	0	0	0-0	0	0	0	.000
Totals		.313	46-46	1284	249	402	70	7	23	232	555	.432	161	16	139	5	.392	15	17	64-77	927	346	47	.964
Opponents		.248	46-46	1183	168	293	49	4	23	148	419	.354	119	12	204	5	.320	11	38	45-52	929	408	58	.958

LOB - Team (318), Opp (271). DPs turned - Team (13), Opp (17). Picked off - LUNA 1.

No.	Name	ERA	W-L	APP	GS	CG	SHO/CBO	SV	IP	H	R	ER	BB	SO	2B	3B	HR	AB	B/Avg.	WP	HBP	BK	SFA	SHA
15	Delaney Kell	2.44	10-4	21	12	7	2/1	1	86.0	76	37	30	29	51	14	1	6	324	.235	4	2	0	5	10
9	Maddi Carney	2.50	3-7	19	10	0	0/1	1	70.0	67	30	25	27	31	12	0	1	274	.245	7	1	0	1	8
3	Willow Van Haren	3.21	6-2	22	8	3	2/0	1	61.0	57	41	28	27	49	11	3	5	229	.249	7	6	0	3	10
6	Tegan Livesay	3.52	4-3	14	9	1	1/0	0	47.2	51	33	24	14	36	7	0	6	187	.273	2	2	0	2	7
19	Elliott Stinson	3.63	4-3	17	7	1	1/0	0	44.1	42	27	23	22	37	5	0	5	169	.249	2	1	0	0	3
Totals		2.94	27-19	46	46	12	7/1	3	309.0	293	168	130	119	204	49	4	23	1183	.248	22	12	0	11	38
Opponents		4.52	19-27	46	46	16	1/0	7	309.2	402	249	200	161	139	70	7	23	1284	.313	25	16	0	15	17

PB - Team (14), Bradley 10, Melton 3, Luna 1, Opp (11). Pickoffs - Team (3), Bradley 2, Luna 1, Opp (2). SBA/ATT - Melton (29-33), Carney (12-15), Bradley (13-15), Stinson (13-15), Kell (8-9), Van Haren (6-7), Livesay (6-6), Luna (3-4).



SOUTHEAST MISSOURI

2026 SOFTBALL MEDIA GUIDE

#FEELINROWDY

2025 Schedule/Results

Date	Opponent	W/L	Score	R	H	E/	R	H	E	Innings	Overall	Conference	Pitcher of Record	Attendance	Time
02-13-25	at Troy !	L	2-4	2	5	0/	4	7	1	7	0-1-0	0-0-0	Carney (L, 0-1)	303	2:03
02-14-25	vs. Western Kentucky !	L	1-6	1	5	3/	6	7	2	7	0-2-0	0-0-0	Livesay (L, 0-1)	87	1:45
02-14-25	vs. Alabama State !	W	14-3	14	15	2/	3	3	2	7	1-2-0	0-0-0	Stinson (W, 1-0)	121	2:23
02-15-25	vs. Alabama State !	W	5-3	5	9	2/	3	5	4	7	2-2-0	0-0-0	Van Haren (W, 1-0)	102	2:00
02-22-25	vs. IU Indy &	W	11-5	11	15	0/	5	9	0	7	3-2-0	0-0-0	Kell (W, 1-0)	-	2:10
02-22-25	vs. Indiana State &	W	3-2	3	8	1/	2	8	1	7	4-2-0	0-0-0	Carney (W, 1-1)	100	2:20
02-23-25	vs. Illinois State &	L	4-5	4	6	0/	5	6	0	7	4-3-0	0-0-0	Kell (L, 1-1)	78	2:15
02-23-25	at Chattanooga &	L	0-1	0	3	1/	1	4	0	7	4-4-0	0-0-0	Carney (L, 1-2)	297	1:42
02-28-25	vs. Memphis \$	W	8-0	8	12	0/	0	1	3	5	5-4-0	0-0-0	Kell (W, 2-1)	125	1:24
02-28-25	at UL Monroe \$	L	3-4	3	8	1/	4	8	0	7	5-5-0	0-0-0	Carney (L, 1-3)	320	1:53
03-01-25	vs. Tarleton State \$	L	3-9	3	8	0/	9	9	2	7	5-6-0	0-0-0	Stinson (L, 1-1)	139	2:02
03-01-25	at UL Monroe \$	L	4-5	4	7	1/	5	6	0	7	5-7-0	0-0-0	Carney (L, 1-4)	589	2:00
03-02-25	vs. Tarleton State \$	W	7-5	7	11	1/	5	7	3	(10)	6-7-0	0-0-0	Livesay (W, 1-1)	220	2:25
03-08-25	UT MARTIN*	W	1-0	1	13	2/	0	4	0	/ 10/	7-7-0	1-0-0	Kell (W, 3-1)	125	2:25
03-08-25	UT MARTIN*	W	6-1	6	8	1/	1	7	1	7	8-7-0	2-0-0	Livesay (W, 2-1)	109	1:56
03-09-25	UT MARTIN*	L	5-6	5	6	2/	6	6	2	7	8-8-0	2-1-0	Stinson (L, 1-2)	287	2:10
03-11-25	at Central Arkansas	L	1-9	1	5	1/	9	12	0	5	8-9-0	2-1-0	Kell (L, 3-2)	137	1:26
02-12-25	at Arkansas-Pine Bluff	W	13-0	13	14	0/	0	6	3	5	9-9-0	2-1-0	Van Haren (W, 2-0)	40	1:35
03-14-25	at Western Illinois*	W	16-5	16	15	2/	5	6	3	7	10-9-0	3-1-0	Carney (W, 2-4)	81	2:37
03-14-25	at Western Illinois*	W	15-4	15	16	1/	4	5	1	5	11-9-0	4-1-0	Livesay (W, 3-1)	81	2:25
03-15-25	at Western Illinois*	W	9-3	9	11	0/	3	8	3	7	12-9-0	5-1-0	Stinson (W, 2-2)	93	2:08
03-21-25	SIU EDWARDSVILLE*	L	4-9	4	9	1/	9	9	0	7	12-10-0	5-2-0	Van Haren (L, 2-1)	225	2:04
03-22-25	SIU EDWARDSVILLE*	L	2-7	2	9	2/	7	14	0	7	12-11-0	5-3-0	Livesay (L, 3-2)	350	2:18
03-22-25	SIU EDWARDSVILLE*	W	2-1	2	7	0/	1	4	0	7	13-11-0	6-3-0	Kell (W, 4-2)	380	1:59
03-28-25	at Eastern Illinois*	W	3-0	3	3	0/	0	4	2	7	14-11-0	7-3-0	Kell (W, 5-2)	206	1:56
03-28-25	at Eastern Illinois*	L	5-8	5	10	2/	8	6	2	7	14-12-0	7-4-0	Van Haren (L, 2-2)	206	2:19
04-06-25	at Lindenwood*	L	1-3	1	4	1/	3	8	0	7	14-13-0	7-5-0	Kell (L, 5-3)	-	1:27
04-06-25	at Lindenwood*	W	5-0	5	8	0/	0	4	0	7	15-13-0	8-5-0	Livesay (W, 4-2)	217	1:45
04-07-25	at Lindenwood*	W	2-1	2	9	1/	1	4	1	7	16-13-0	9-5-0	Stinson (W, 3-2)	142	2:15
04-12-25	MOREHEAD STATE*	W	11-7	11	15	1/	7	7	0	7	17-13-0	10-5-0	Van Haren (W, 3-2)	-	2:16
04-12-25	MOREHEAD STATE*	W	5-4	5	8	2/	4	7	0	7	18-13-0	11-5-0	Van Haren (W, 4-2)	425	1:57
04-13-25	MOREHEAD STATE*	W	8-1	8	8	3/	1	5	0	7	19-13-0	12-5-0	Kell (W, 6-3)	306	2:02
04-18-25	at Tennessee Tech*	W	6-3	6	6	3/	3	7	2	7	20-13-0	13-5-0	Kell (W, 7-3)	225	1:56
04-18-25	at Tennessee Tech*	W	3-2	3	6	0/	2	6	1	7	21-13-0	14-5-0	Carney (W, 3-4)	215	2:00
04-19-25	at Tennessee Tech*	L	5-6	5	7	0/	6	8	1	7	21-14-0	14-6-0	Livesay (L, 4-3)	275	2:09
04-26-25	SOUTHERN INDIANA*	W	4-1	4	7	0/	1	4	1	7	22-14-0	15-6-0	Kell (W, 8-3)	415	1:40
04-27-25	SOUTHERN INDIANA*	L	3-4	3	7	2/	4	7	2	7	22-15-0	15-7-0	Carney (L, 3-5)	-	2:02
04-27-25	SOUTHERN INDIANA*	W	10-0	10	10	0/	0	5	4	5	23-15-0	16-7-0	Van Haren (W, 5-2)	430	1:40
05-03-25	at Tennessee State*	W	5-2	5	8	0/	2	5	3	7	24-15-0	17-7-0	Kell (W, 9-3)	225	2:04
05-04-25	at Tennessee State*	L	8-9	8	11	1/	9	10	2	(8)	24-16-0	17-8-0	Carney (L, 3-6)	225	2:30
05-04-25	at Tennessee State*	L	2-4	2	9	1/	4	5	1	7	24-17-0	17-9-0	Kell (L, 9-4)	110	2:22
05-07-25	vs. #7 Tennessee Tech #	W	6-0	6	8	1/	0	3	1	7	25-17-0	17-9-0	Stinson (W, 4-2)	424	1:57
05-08-25	vs. #2 SIU Edwardsville #	L	4-5	4	6	1/	5	10	1	(8)	25-18-0	17-9-0	Carney (L, 3-7)	176	2:20
05-08-25	vs. #5 Lindenwood #	W	4-3	4	10	0/	3	6	1	7	26-18-0	17-9-0	Van Haren (W, 6-2)	187	1:50
05-09-25	vs. #7 Tennessee Tech #	W	7-2	7	11	2/	2	4	1	7	27-18-0	17-9-0	Kell (W, 10-4)	173	2:00
05-09-25	vs. #2 SIU Edwardsville #	L	3-6	3	6	2/	6	7	1	7	27-19-0	17-9-0	Stinson (L, 4-3)	183	1:50

Home Games in **BOLD CAPS**; * - Denotes Ohio Valley Conference Game; ! - Cardinal Clash (Troy, Ala.); & - Frost Classic (Chattanooga, Tenn.); \$ - Best on the Bayou Tournament (Monroe, La.); # - OVC Tournament (Peoria, Ill.); () extra inning game

OVC TOURNAMENT CHAMPIONS | 1994 • 1996 • 1997 • 1998 • 1999 • 2019 • 2024

NCAA TOURNAMENT | 1999 • 2019 • 2024



SOUTHEAST MISSOURI

2026 SOFTBALL MEDIA GUIDE

#FEELINROWDY

2025 Final Ohio Valley Conference Statistics

Overall: 17-9 **Home:** 8-4 **Away:** 9-5

No.	Name	Avg.	GP-GS	AB	R	H	2B	3B	HR	RBI	TB	SLG%	BB	HBP	SO	GDP	OB%	SF	SH	SB-ATT	PO	A	E	FLD%	
5	Brooklyn Saysoff	.429	26-25	84	20	36	9	0	5	36	60	.714	12	1	4	0	.505	0	0	2-3	27	49	6	.927	
18	Sydney Dennis	.417	26-26	96	25	40	10	2	0	21	54	.563	10	0	3	0	.467	1	0	9-13	28	51	5	.940	
8	Sydney Melton	.361	26-26	83	12	30	4	0	4	15	46	.554	7	4	5	0	.432	1	0	1-1	87	7	1	.989	
12	Madison Winkler	.348	24-24	69	16	24	5	1	0	14	31	.449	11	0	1	0	.422	3	2	7-8	36	2	0	1.000	
10	Tatum Gerwitz	.290	26-26	69	18	20	0	0	0	7	20	.290	13	0	4	0	.402	0	3	9-10	60	2	0	1.000	
14	Brittany Affolter	.277	21-17	47	7	13	4	0	1	1	20	.426	6	0	5	0	.358	0	1	3-3	23	0	0	1.000	
7	Gracie Luna	.275	26-26	80	11	22	2	0	6	24	42	.525	7	2	7	1	.333	4	0	0-1	174	3	4	.978	
4	Kinley Wilkins	.269	22-18	52	11	14	2	0	1	8	19	.365	9	1	5	0	.387	0	1	4-5	8	0	2	.800	
27	Hailey Burnett	.267	16-11	30	5	8	0	0	2	5	14	.467	5	0	7	0	.371	0	0	1-1	14	0	0	1.000	
23	Addisyn Martinie	.204	22-17	49	7	10	1	1	0	2	13	.265	4	1	8	0	.278	0	1	1-2	19	25	3	.936	

22	Mary Tutwiler	.250	4-0	4	0	1	0	0	0	0	1	.250	0	0	1	0	.250	0	0	0-0	0	0	0	.000	
21	Abby Robbins	.222	14-1	9	2	2	0	0	0	0	2	.222	1	1	1	0	.364	0	0	0-0	0	1	0	1.000	
1	Sophie Schupp	.192	17-9	26	4	5	1	0	0	1	6	.231	3	0	9	0	.267	1	2	0-0	15	8	2	.920	
11	Tori Bradley	.179	18-8	28	1	5	1	0	1	3	9	.321	4	0	5	0	.281	0	1	0-0	39	7	3	.939	
16	Selby Patberg	.000	9-0	2	5	0	0	0	0	0	0	.000	0	0	2	0	.000	0	0	0-0	0	0	0	.000	
17	Taryn Coon	.000	9-0	2	2	0	0	0	0	0	0	.000	0	0	1	0	.000	0	0	1-1	0	0	0	.000	
Totals		.315	26-26	730	146	230	39	4	20	137	337	.462	92	10	68	1	.394	10	11	38-48	533	195	28	.963	
Opponents		.241	26-26	685	91	165	25	2	14	80	236	.345	68	10	131	0	.316	6	19	25-30	523	228	32	.959	

LOB - Team (184), Opp (164). DPs turned - Team (5), Opp (9).

No.	Name	ERA	W-L	APP	GS	CG	SHO/CBO	SV	IP	H	R	ER	BB	SO	2B	3B	HR	AB	B/Avg.	WP	HBP	BK	SFA	SHA
15	Delaney Kell	1.08	7-2	12	8	5	1/1	0	58.1	44	15	9	15	41	7	0	2	215	.205	2	2	0	2	7
3	Willow Van Haren	2.79	3-2	13	4	1	1/0	1	32.2	29	24	13	18	29	7	2	3	124	.234	6	4	0	2	4
9	Maddie Carney	2.79	2-2	9	6	0	0/1	1	37.2	37	18	15	15	17	5	0	1	151	.245	0	1	0	1	4
6	Tegan Livesay	4.48	3-2	7	6	1	1/0	0	25.0	30	17	16	8	21	5	0	4	104	.288	2	2	0	1	2
19	Elliott Stinson	4.67	2-1	11	2	0	0/0	0	24.0	25	17	16	12	23	1	0	4	91	.275	2	1	0	0	2
Totals		2.72	17-9	26	26	7	4/1	2	177.2	165	91	69	68	131	25	2	14	685	.241	12	10	0	6	19
Opponents		4.78	9-17	26	26	9	0/0	4	174.1	230	146	119	92	68	39	4	20	730	.315	14	10	0	10	11

PB - Team (6), Bradley 5, Luna 1, Opp (4). Pickoffs - Team (3), Bradley 2, Luna 1. SBA/ATT - Melton (15-18), Stinson (10-12), Bradley (10-12), Carney (4-7), Kell (4-4),

Livesay (4-4), Van Haren (3-3).



SOUTHEAST MISSOURI

2026 SOFTBALL MEDIA GUIDE

#FEELINROWDY

2025 Final Statistics

Southeast Missouri Hitting Statistics (Home Games)

Home: 8-4 OVC: 8-4

No.	Name	Avg.	GP-GS	AB	R	H	2B	3B	HR	RBI	TB	SLG%	BB	HBP	SO	GDP	OB%	SF	SH	SB-ATT	PO	A	E	FLD%
18	Sydney Dennis	.488	12-12	41	17	20	6	2	0	10	30	.732	7	0	0	0	.551	1	0	4-4	15	19	1	.971
8	Sydney Melton	.432	12-12	37	2	16	1	0	1	6	20	.541	4	1	2	0	.488	1	0	1-1	37	4	1	.976
5	Brooklyn Saysoff	.412	12-11	34	9	14	3	0	3	16	26	.765	7	0	1	0	.512	0	0	0-0	13	20	2	.943
10	Tatum Gerwitz	.294	12-12	34	6	10	0	0	0	3	10	.294	4	0	3	0	.368	0	1	4-4	31	2	0	1.000
7	Gracie Luna	.289	12-12	38	4	11	2	0	2	10	19	.500	1	1	2	0	.317	1	0	0-0	78	2	4	.952

22	Mary Tutwiler	.500	2-0	2	0	1	0	0	0	0	1	.500	0	0	0	0	.500	0	0	0-0	0	0	0	.000
12	Madison Winkler	.370	10-10	27	7	10	3	0	0	6	13	.481	5	0	1	0	.455	1	1	4-4	15	1	0	1.000
1	Sophie Schupp	.308	8-4	13	2	4	1	0	0	1	5	.385	1	0	3	0	.333	1	1	0-0	7	1	0	1.000
4	Kinley Wilkins	.292	11-8	24	3	7	1	0	0	2	8	.333	3	1	2	0	.393	0	1	2-3	3	0	1	.750
14	Brittany Affolter	.273	10-8	22	3	6	2	0	1	1	11	.500	1	0	1	0	.304	0	1	2-2	11	0	0	1.000
27	Hailey Burnett	.182	8-4	11	2	2	0	0	0	0	2	.182	2	0	2	0	.308	0	0	0-0	9	0	0	1.000
23	Addisyn Martinie	.150	11-8	20	2	3	1	0	0	1	4	.200	1	0	4	0	.190	0	0	0-0	6	16	2	.917
11	Tori Bradley	.143	8-6	14	0	2	1	0	0	1	3	.214	1	0	1	0	.200	0	1	0-0	29	5	3	.919
21	Abby Robbins	.143	7-1	7	1	1	0	0	0	0	1	.143	0	0	0	0	.143	0	0	0-0	0	1	0	1.000
16	Selby Patberg	.000	4-0	1	2	0	0	0	0	0	0	.000	0	0	1	0	.000	0	0	0-0	0	0	0	.000
17	Taryn Coon	.000	2-0	0	1	0	0	0	0	0	0	.000	0	0	0	0	.000	0	0	0-0	0	0	0	.000

Totals		.329	12-12	325	61	107	21	2	7	57	153	.471	37	3	23	0	.397	5	6	17-18	255	95	16	.956
Opponents		.243	12-12	325	41	79	13	1	6	36	112	.345	30	4	66	0	.311	4	10	18-21	232	98	10	.971
LOB - Team (83), Opp (77). DPs turned - Team (2), Opp (3).																								

Southeast Missouri Hitting Statistics (Away Games)

Away: 10-10 OVC: 9-5

No.	Name	Avg.	GP-GS	AB	R	H	2B	3B	HR	RBI	TB	SLG%	BB	HBP	SO	GDP	OB%	SF	SH	SB-ATT	PO	A	E	FLD%
5	Brooklyn Saysoff	.391	20-20	64	11	25	8	0	2	23	39	.609	6	1	6	0	.451	0	0	3-4	19	45	4	.941
18	Sydney Dennis	.378	20-19	74	10	28	5	0	0	14	33	.446	3	0	5	0	.403	0	1	5-9	18	43	5	.924
12	Madison Winkler	.328	20-20	61	12	20	3	1	0	9	25	.410	8	0	2	0	.394	2	2	5-6	27	2	0	1.000
7	Gracie Luna	.298	20-20	57	10	17	0	0	5	20	32	.561	9	1	7	1	.386	3	0	0-1	126	3	0	1.000
8	Sydney Melton	.293	20-19	58	14	17	4	0	4	10	33	.569	3	4	9	0	.369	0	0	0-0	56	4	0	1.000
10	Tatum Gerwitz	.283	20-20	53	16	15	1	0	0	6	16	.302	11	0	3	0	.406	0	2	6-7	33	2	0	1.000
4	Kinley Wilkins	.242	16-12	33	9	8	1	0	1	6	12	.364	7	0	5	0	.375	0	2	2-2	5	0	1	.833
14	Brittany Affolter	.219	15-13	32	4	7	2	0	0	0	9	.281	8	0	5	0	.375	0	0	2-2	16	0	1	.941
23	Addisyn Martinie	.216	15-12	37	6	8	0	2	0	3	12	.324	4	1	4	0	.310	0	1	1-2	16	17	2	.943

17	Taryn Coon	.400	12-1	5	2	2	0	0	0	1	2	.400	0	0	2	0	.400	0	0	1-1	0	0	0	.000
27	Hailey Burnett	.333	14-11	27	5	9	0	0	2	6	15	.556	6	0	9	0	.455	0	0	1-1	36	1	0	1.000
22	Mary Tutwiler	.250	3-0	4	2	1	0	0	0	0	1	.250	0	0	1	0	.250	0	0	0-0	0	0	0	.000
1	Sophie Schupp	.200	13-8	20	2	4	0	0	0	2	4	.200	3	0	9	0	.304	0	1	0-0	12	13	3	.893
1	Tori Bradley	.150	14-4	20	1	3	0	0	1	2	6	.300	4	0	6	1	.292	0	0	0-0	11	2	0	1.000
21	Abby Robbins	.125	11-1	8	1	1	0	0	0	0	1	.125	1	1	4	0	.300	0	0	0-0	0	2	0	1.000
16	Selby Patberg	.000	8-0	3	3	0	0	0	0	0	0	.000	1	0	2	0	.250	0	0	0-0	0	0	0	.000

Totals		.297	20-20	556	108	165	24	3	15	102	240	.432	74	8	79	2	.384	5	7	26-35	379	158	16	.971
Opponents		.261	20-20	494	73	129	22	1	11	64	186	.377	52	7	76	3	.338	3	13	15-18	405	175	26	.957
LOB - Team (137), Opp (117). DPs turned - Team (7), Opp (7).																								



SOUTHEAST MISSOURI

2026 SOFTBALL MEDIA GUIDE

#FEELINROWDY

2025 Final Statistics

Southeast Missouri Hitting Statistics (Neutral Games)

Neutral: 9-5

No.	Name	Avg.	GP-GS	AB	R	H	2B	3B	HR	RBI	TB	SLG%	BB	HBP	SO	GDP	OB%	SF	SH	SB-ATT	PO	A	E	FLD%
8	Sydney Melton	.391	14-14	46	9	18	10	0	0	15	28	.609	2	2	2	0	.440	0	1	0-0	44	2	0	1.000
18	Sydney Dennis	.370	14-14	46	9	17	2	1	0	5	21	.457	2	0	3	0	.380	2	0	5-5	22	22	8	.846
12	Madison Winkler	.364	14-14	44	10	16	1	0	0	5	17	.386	7	1	3	0	.462	0	0	5-6	27	1	1	.966
10	Tatum Gerwitz	.364	14-14	44	12	16	0	1	0	5	18	.409	8	0	0	0	.462	0	1	7-7	30	0	0	1.000
7	Gracie Luna	.293	14-12	41	3	12	1	0	1	11	16	.390	5	0	5	1	.362	1	0	0-0	67	4	1	.986
5	Brooklyn Saysoff	.292	14-14	48	9	14	4	0	0	10	18	.375	5	1	3	0	.370	0	0	3-3	9	20	1	.967

23	Addisyn Martinie	.346	11-7	26	3	9	2	0	0	7	11	.423	1	0	2	0	.370	0	1	0-0	13	9	0	1.000
11	Tori Bradley	.320	13-8	25	4	8	2	0	0	3	10	.400	2	1	4	1	.393	0	0	0-0	19	3	0	1.000
27	Hailey Burnett	.316	10-6	19	4	6	3	0	0	4	9	.474	3	0	4	0	.409	0	0	0-0	18	0	1	.947
14	Brittany Affolter	.286	12-11	28	7	8	0	0	0	5	8	.286	5	0	5	0	.382	1	0	1-3	20	0	0	1.000
4	Kinley Wilkins	.267	7-4	15	3	4	0	0	0	2	4	.267	5	0	2	1	.450	0	0	0-0	5	0	1	.833
21	Abby Robbins	.143	6-1	7	2	1	0	0	0	1	1	.143	0	0	0	0	.125	1	0	0-0	1	1	0	1.000
1	Sophie Schupp	.071	10-7	14	1	1	0	0	0	0	1	.071	4	0	4	0	.278	0	1	0-0	13	7	0	1.000
17	Taryn Coon	.000	4-0	0	1	0	0	0	0	0	0	.000	0	0	0	0	.000	0	0	0-0	0	0	0	.000
16	Selby Patberg	.000	6-0	0	3	0	0	0	0	0	0	.000	1	0	0	0	1.000	0	0	0-0	0	0	0	.000
Totals		.323	14-14	403	80	130	25	2	1	73	162	.402	50	5	37	3	.400	5	4	21-24	293	93	15	.963
Opponents		.234	14-14	364	54	85	14	2	6	48	121	.332	37	1	62	2	.303	4	15	12-13	292	135	22	.951
LOB - Team (98), Opp (77). DPs turned - Team (4), Opp (7). Picked off - Luna 1.																								

Southeast Missouri Hitting Statistics (Non-Conference Games)

Overall: 10-10 Home: 0-0 Away: 1-5 Neutral: 9-5

No.	Name	Avg.	GP-GS	AB	R	H	2B	3B	HR	RBI	TB	SLG%	BB	HBP	SO	GDP	OB%	SF	SH	SB-ATT	PO	A	E	FLD%
18	Sydney Dennis	.385	20-19	65	11	25	3	1	0	8	30	.462	2	0	5	0	.391	2	1	5-5	27	33	9	.870
8	Sydney Melton	.362	20-19	58	13	21	11	0	1	16	35	.603	2	3	8	0	.413	0	1	0-0	50	3	0	1.000
12	Madison Winkler	.349	20-20	63	13	22	2	0	0	6	24	.381	9	1	5	0	.438	0	1	7-8	33	2	1	.972
10	Tatum Gerwitz	.339	20-20	62	16	21	1	1	0	7	24	.387	10	0	2	0	.431	0	1	8-8	34	2	0	1.000
7	Gracie Luna	.321	20-18	56	6	18	1	0	2	17	25	.446	8	0	7	1	.400	1	0	0-0	97	6	1	.990
23	Addisyn Martinie	.294	15-10	34	4	10	2	1	0	9	14	.412	2	0	2	0	.333	0	1	0-0	16	17	1	.971
5	Brooklyn Saysoff	.274	20-20	62	9	17	6	0	0	13	23	.371	6	1	6	0	.348	0	0	4-4	14	36	1	.980
11	Tori Bradley	.258	17-10	31	4	8	2	0	0	3	10	.323	3	1	6	2	.343	0	0	0-0	20	3	0	1.000
14	Brittany Affolter	.229	16-15	35	7	8	0	0	0	5	8	.229	8	0	6	0	.364	1	0	2-4	24	0	1	.960

17	Taryn Coon	.667	9-1	3	2	2	0	0	0	1	2	.667	0	0	1	0	.667	0	0	0-0	0	0	0	.000
22	Mary Tutwiler	.500	1-0	2	2	1	0	0	0	0	1	.500	0	0	0	0	.500	0	0	0-0	0	0	0	.000
27	Hailey Burnett	.333	16-10	27	6	9	3	0	0	5	12	.444	6	0	8	0	.455	0	0	0-0	49	1	1	.980
4	Kinley Wilkins	.250	12-6	20	4	5	0	0	0	2	5	.250	6	0	4	1	.423	0	0	0-0	5	0	1	.833
1	Sophie Schupp	.190	14-10	21	1	4	0	0	0	2	4	.190	5	0	7	0	.346	0	1	0-0	17	13	1	.968
21	Abby Robbins	.077	10-2	13	2	1	0	0	0	1	1	.077	0	0	3	0	.071	1	0	0-0	1	3	0	1.000
16	Selby Patberg	.000	9-0	2	3	0	0	0	0	0	0	.000	2	0	1	0	.500	0	0	0-0	0	0	0	.000
Totals		.310	20-20	554	103	172	31	3	3	95	218	.394	69	6	71	4	.390	5	6	26-29	394	151	19	.966
Opponents		.257	20-20	498	77	128	24	2	9	68	183	.367	51	2	73	5	.326	5	19	20-22	406	180	26	.958
LOB - Team (134), Opp (107). DPs turned - Team (8), Opp (8). Picked off - Luna 1.																								



SOUTHEAST MISSOURI

2026 SOFTBALL MEDIA GUIDE

#FEELINROWDY

2025 Final Statistics

Southeast Missouri Pitching Statistics (Home Games)

Home: 8-4 OVC: 8-4

No.	Name	ERA	W-L	APP	GS	CG	SHO/CBO	SV	IP	H	R	ER	BB	SO	2B	3B	HR	AB	B/Avg.	WP	HBP	BK	SFA	SHA
15	Delaney Kell	0.77	4-0	5	3	2	0/1	0	27.1	16	3	3	6	18	4	0	1	95	.168	1	1	0	1	2
9	Maddie Carney	2.80	0-1	4	4	0	0/1	0	20.0	19	10	8	7	10	2	0	1	80	.238	0	1	0	1	3

3	Willow Van Haren	0.86	3-1	6	1	1	1/0	0	16.1	13	6	2	7	20	2	1	1	60	.217	3	0	0	1	3
6	Tegan Livesay	4.08	1-1	4	3	0	0/0	0	12.0	17	8	7	3	8	4	0	2	51	.333	1	1	0	1	1
19	Elliott Stinson	9.75	0-1	6	1	0	0/0	0	9.1	14	14	13	7	10	1	0	1	39	.359	1	1	0	0	1
Totals		2.72	8-4	12	12	3	2/1	0	85.0	79	41	33	30	66	13	1	6	325	.243	6	4	0	4	10
Opponents		4.53	4-8	12	12	5	0/0	1	77.1	107	61	50	37	23	21	2	7	325	.329	7	3	0	5	6

PB - Team (4), Bradley 4, Opp (3). Pickoffs - Team (3), Bradley 2, Luna 1. SBA/ATT - Stinson (9-11), Bradley (10-11), Melton (8-10), Livesay (3-3), Carney (2-3), Van Haren (2-2), Kell (2-2).

Southeast Missouri Pitching Statistics (Away Games)

Away: 10-10 OVC: 9-5

No.	Name	ERA	W-L	APP	GS	CG	SHO/CBO	SV	IP	H	R	ER	BB	SO	2B	3B	HR	AB	B/Avg.	WP	HBP	BK	SFA	SHA
15	Delaney Kell	2.84	3-3	8	6	3	1/0	0	32.0	37	19	13	10	23	7	0	2	130	.285	1	1	0	2	5
9	Maddie Carney	3.09	2-5	10	5	0	0/0	1	34.0	36	17	15	17	11	8	0	0	135	.267	7	0	0	0	4
3	Willow Van Haren	3.45	1-1	9	4	1	1/0	1	24.1	23	19	12	14	14	5	1	2	92	.250	3	5	0	1	2
6	Tegan Livesay	4.59	2-1	6	4	1	1/0	0	21.1	22	15	14	6	15	2	0	4	85	.259	1	1	0	0	1

19	Elliott Stinson	1.43	2-0	5	1	0	0/0	0	14.2	11	3	3	5	13	0	0	3	52	.212	1	0	0	0	1
Totals		3.16	10-10	20	20	5	3/0	2	126.1	129	73	57	52	76	22	1	11	494	.261	13	7	0	3	13
Opponents		4.41	10-10	20	20	6	1/0	5	135.0	165	108	85	74	79	24	3	15	556	.297	7	8	0	5	7

PB - Team (4), Melton 2, Bradley 1, Luna 1, Opp (3). SBA/ATT - Melton (13-14), Carney (6-8), Van Haren (4-5), Luna (2-3), Livesay (2-2), Kell (2-2), Stinson (1-1), Bradley (0-1).

Southeast Missouri Pitching Statistics (Neutral Games)

Neutral: 9-5

No.	Name	ERA	W-L	APP	GS	CG	SHO/CBO	SV	IP	H	R	ER	BB	SO	2B	3B	HR	AB	B/Avg.	WP	HBP	BK	SFA	SHA
19	Elliott Stinson	2.41	2-2	6	5	1	1/0	0	20.1	17	10	7	10	14	4	0	1	78	.218	0	0	0	0	1
15	Delaney Kell	3.68	3-1	8	3	2	1/0	1	26.2	23	15	14	13	10	3	1	3	99	.232	2	0	0	2	3
3	Willow Van Haren	4.82	2-0	7	3	1	0/0	0	20.1	21	16	14	6	15	4	1	2	77	.273	1	1	0	1	5

9	Maddie Carney	0.88	1-1	5	1	0	0/0	0	16.0	12	3	2	3	10	2	0	0	59	.203	0	0	0	0	1
6	Tegan Livesay	1.47	1-1	4	2	0	0/0	0	14.1	12	10	3	5	13	1	0	0	51	.235	0	0	0	1	5
Totals		2.87	9-5	14	14	4	2/0	1	97.2	85	54	40	37	62	14	2	6	364	.234	3	1	0	4	15
Opponents		4.67	5-9	14	14	5	0/0	1	97.1	130	80	65	50	37	25	2	1	403	.323	11	5	0	5	4

PB - Team (6), Bradley 5, Melton 1, Opp (5). Pickoffs - Team (0), Opp (2). SBA/ATT - Melton (8-9), Kell (4-5), Carney (4-4), Stinson (3-3), Bradley (3-3), Luna (1-1), Livesay (1-1).

OVC TOURNAMENT CHAMPIONS | 1994 • 1996 • 1997 • 1998 • 1999 • 2019 • 2024

NCAA TOURNAMENT | 1999 • 2019 • 2024



SOUTHEAST MISSOURI

2026 SOFTBALL MEDIA GUIDE

#FEELINROWDY

2025 Final Statistics

Southeast Missouri Pitching Statistics (Non-Conference Games)

Overall: 10-10 **Home:** 0-0 **Away:** 1-5 **Neutral:** 9-5

No.	Name	ERA	W-L	APP	GS	CG	SHO/CBO	SV	IP	H	R	ER	BB	SO	2B	3B	HR	AB	B/Avg.	WP	HBP	BK	SFA	SHA
9	Maddie Carney	2.16	1-5	10	4	0	0/0	0	32.1	30	12	10	12	14	7	0	0	123	.244	7	0	0	0	4
19	Elliott Stinson	2.41	2-2	6	5	1	1/0	0	20.1	17	10	7	10	14	4	0	1	78	.218	0	0	0	0	1
6	Tegan Livesay	2.47	1-1	7	3	0	0/0	0	22.2	21	16	8	6	15	2	0	2	83	.253	0	0	0	1	5
3	Willow Van Haren	3.71	3-0	9	4	2	1/0	0	28.1	28	17	15	9	20	4	1	2	105	.267	1	2	0	1	6
15	Delaney Kell	5.31	3-2	9	4	2	1/0	1	27.2	32	22	21	14	10	7	1	4	109	.294	2	0	0	3	3
Totals		3.25	10-10	20	20	5	3/0	1	131.1	128	77	61	51	73	24	2	9	498	.257	10	2	0	5	19
Opponents		4.19	10-10	20	20	7	1/0	3	135.1	172	103	81	69	71	31	3	3	554	.310	11	6	0	5	6

PB - Team (8), Bradley 5, Melton 3, Opp (7). Pickoffs - Team (0), Opp (2). SBA/ATT - Melton (14-15), Carney (8-8), Kell (4-5), Luna (3-4), Van Haren (3-4), Bradley (3-3), Stinson (3-3), Livesay (2-2).



OPPONENTS

SOUTHEAST MISSOURI REDHAWKS





SOUTHEAST MISSOURI

2026 SOFTBALL MEDIA GUIDE

#FEELINROWDY

2026 Opponents



UAB

February 6, 2026

Location Birmingham, Ala.
Founded 1969
Enrollment 22,563
Nickname Blazers
Colors Forest Green & Old Gold
Affiliation NCAA Division I
Conference American
Director of Athletics Mark Ingram
Head Coach Taylor Smartt
Website UABSports.com



Southern Mississippi

February 6 & 8, 2026

Location Hattiesburg, Miss.
Founded 1910
Enrollment 13,651
Nickname Golden Eagles
Colors Black & Gold
Affiliation NCAA Division I
Conference Sun Belt
Director of Athletics Jeremy McClain
Head Coach Natalie Poole
Website SouthernMiss.com



Louisiana Tech

February 7, 2026

Location Ruston, La.
Founded 1894
Enrollment 12,145
Nickname Bulldogs
Colors Red & Blue
Affiliation NCAA Division I
Conference CUSA
Director of Athletics Ryan Ivey
Head Coach Josh Taylor
Website LaTechSports.com



Lipscomb

February 7, 2026

Location Nashville, Tenn.
Founded 1891
Enrollment 4,500
Nickname Bisons
Colors Purple & Gold
Affiliation NCAA Division I
Conference ASUN
Director of Athletics Philip Hutcheson
Head Coach Kristin Ryman
Website LipscombSports.com



East Texas A&M

February 12, 2026

Location Commerce, Texas
Founded 1889
Enrollment 13,806
Nickname Lions
Colors Navy Blue & Gold
Affiliation NCAA Division I
Conference Southland
Director of Athletics Jim Curry
Head Coach Brittany Miller
Website LionAthletics.com



Grambling State

February 12, 2026

Location Grambling, La.
Founded 1901
Enrollment 5,438
Nickname Tigers
Colors Black & Gold
Affiliation NCAA Division I
Conference Southwestern Athletic
Director of Athletics Dr. Trayean Scott
Head Coach D'Maria Matthews
Website GSUTigers.com



Jackson State

February 13, 2026

Location Jackson, Miss.
Founded 1877
Enrollment 7,080
Nickname Tigers
Colors Navy Blue & White
Affiliation NCAA Division I
Conference Southwestern Athletic
Director of Athletics Ashley Robinson
Head Coach Kevin Montgomery
Website GoJSUTigers.com



Marist

February 14, 2026

Location Poughkeepsie, N.Y.
Founded 1929
Enrollment 5,037
Nickname Red Foxes
Colors Red & White
Affiliation NCAA Division I
Conference Metro Atlantic Athletic
Director of Athletics Tim Murray
Head Coach Joe Ausanio
Website GoRedFoxes.com



Missouri State

February 14, 2026

Location Springfield, Mo.
Founded 1905
Enrollment 25,238
Nickname Bears
Colors Maroon & White
Affiliation NCAA Division I
Conference Missouri Valley
Director of Athletics Patrick Ransdell
Head Coach Kasey Griffith
Website MissouriStateBears.com



SOUTHEAST MISSOURI

2026 SOFTBALL MEDIA GUIDE

#FEELINROWDY

2026 Opponents



Northwestern

February 20 & 21, 2026

Location	Evanston, Ill.
Founded	1851
Enrollment	9,061
Nickname	Wildcats
Colors	Purple & White
Affiliation	NCAA Division I
Conference	Big Ten
Director of Athletics	Mark Jackson
Head Coach	Kate Drohan
Website	NUSports.com



Arkansas

February 20, 21 & 22, 2026

Location	Fayetteville, Ark.
Founded	1871
Enrollment	34,000
Nickname	Razorbacks
Colors	Cardinal & White
Affiliation	NCAA Division I
Conference	Southeastern
Director of Athletics	Hunter Yurachek
Head Coach	Courtney Deifel
Website	ArkansasRazorbacks.com



Oklahoma State

February 27, 2026

Location	Stillwater, Okla.
Founded	1890
Enrollment	26,805
Nickname	Cowgirls
Colors	Orange & Black
Affiliation	NCAA Division I
Conference	Big 12
Director of Athletics	Chad Weiberg
Head Coach	Kenny Gajewski
Website	OKState.com



South Dakota State

February 28, 2026

Location	Brookings, S.D.
Founded	1881
Enrollment	12,065
Nickname	Jackrabbits
Colors	Yellow & Blue
Affiliation	NCAA Division I
Conference	Summit League
Director of Athletics	Justin Sell
Head Coach	Kristina McSweeney
Website	GoJacks.com



Tulsa

February 28 & March 1, 2026

Location	Tulsa, Okla.
Founded	1894
Enrollment	3,811
Nickname	Golden Hurricane
Colors	Old Gold, Royal Blue & Crimson
Affiliation	NCAA Division I
Conference	American
Director of Athletics	Justin Moore
Head Coach	Crissy Strimple
Website	TulsaHurricane.com



Western Illinois

March 7 & 8, 2026

Location	Macomb, Ill.
Founded	1899
Enrollment	6,068
Nickname	Leathernecks
Colors	Purple & Gold
Affiliation	NCAA Division I
Conference	Ohio Valley
Director of Athletics	Paul A. Bubb
Head Coach	Alisa Goler
Website	GoLeathernecks.com



Mississippi State

March 10, 2026

Location	Starkville, Miss.
Founded	1878
Enrollment	23,563
Nickname	Bulldogs
Colors	Maroon & White
Affiliation	NCAA Division I
Conference	Southeastern
Director of Athletics	Zac Selmon
Head Coach	Samantha Ricketts
Website	HailState.com



Saint Louis

March 11 & April 8, 2026

Location	St. Louis, Mo.
Founded	1818
Enrollment	15,334
Nickname	Billikens
Colors	Blue & White
Affiliation	NCAA Division I
Conference	Atlantic 10
Director of Athletics	Chris May
Head Coach	Christy Connoyer
Website	SLUBillikens.com



UT Martin

March 14 & 15, 2026

Location	Martin, Tenn.
Founded	1951
Enrollment	6,873
Nickname	Skyhawks
Colors	Navy Blue & Orange
Affiliation	NCAA Division I
Conference	Ohio Valley
Director of Athletics	Kurt McGuffin
Head Coach	Chelsea Farmer
Website	UTMSports.com

OVC TOURNAMENT CHAMPIONS | 1994 • 1996 • 1997 • 1998 • 1999 • 2019 • 2024

NCAA TOURNAMENT | 1999 • 2019 • 2024



SOUTHEAST MISSOURI

2026 SOFTBALL MEDIA GUIDE

#FEELINROWDY

2026 Opponents



Southern Indiana

March 21 & 22, 2026

Location.....Evansville, Ind.
Founded.....1965
Enrollment.....9,286
Nickname.....Screaming Eagles
Colors.....Red, White & Blue
Affiliation.....NCAA Division I
Conference.....Ohio Valley
Director of Athletics.....Jon Mark Hall
Head Coach.....Sue Kunkle
Website.....USIScreamingEagles.com



Tennessee State

March 28 & 29, 2026

Location.....Nashville, Tenn.
Founded.....1912
Enrollment.....7,774
Nickname.....Tigers
Colors.....Blue, White & Red
Affiliation.....NCAA Division I
Conference.....Ohio Valley
Director of Athletics.....Dr. Mikki Allen
Head Coach.....Genee McRath
Website.....TSUTigers.com



SIU Edwardsville

April 3 & 4, 2026

Location.....Edwardsville, Ill.
Founded.....1957
Enrollment.....12,045
Nickname.....Cougars
Colors.....Red & White
Affiliation.....NCAA Division I
Conference.....Ohio Valley
Director of Athletics.....Andrew Gavin
Head Coach.....Ben Sorden
Website.....SIUECougars.com



Eastern Illinois

April 11 & 12, 2026

Location.....Charleston, Ill.
Founded.....1895
Enrollment.....8,804
Nickname.....Panthers
Colors.....Blue, Gray & White
Affiliation.....NCAA Division I
Conference.....Ohio Valley
Director of Athletics.....Tom Michael
Head Coaches.....Kristi Paulson & Dan Paulson
Website.....EIUPanthers.com



Evansville

April 14, 2026

Location.....Evansville, Ind.
Founded.....1854
Enrollment.....2,822
Nickname.....Purple Aces
Colors.....Purple, White & Orange
Affiliation.....NCAA Division I
Conference.....Missouri Valley
Director of Athletics.....Dr. Kenneth "Ziggy" Siegfried
Head Coach.....Bailey Dillender
Website.....GoPurpleAces.com



Illinois

April 15, 2026

Location.....Urbana-Champaign, Ill.
Founded.....1867
Enrollment.....60,848
Nickname.....Fighting Illini
Colors.....Orange & Blue
Affiliation.....NCAA Division I
Conference.....Big Ten
Director of Athletics.....Josh Whitman
Head Coach.....Tyra Perry
Website.....FightingIllini.com



Lindenwood

April 18 & 19, 2026

Location.....St. Charles, Mo.
Founded.....1827
Enrollment.....6,845
Nickname.....Lions
Colors.....Black & Gold
Affiliation.....NCAA Division I
Conference.....Ohio Valley
Director of Athletics.....Jason Coomer
Head Coach.....Erin Brown
Website.....LindenwoodLions.com



Morehead State

April 25 & 26, 2026

Location.....Morehead, Ky.
Founded.....1887
Enrollment.....10,654
Nickname.....Eagles
Colors.....Blue & Gold
Affiliation.....NCAA Division I
Conference.....Ohio Valley
Director of Athletics.....Kelly Wells
Head Coach.....Megan Griffith
Website.....MSUEagles.com



Murray State

April 28, 2026

Location.....Murray, Ky.
Founded.....1922
Enrollment.....9,456
Nickname.....Racers
Colors.....Navy & Gold
Affiliation.....NCAA Division I
Conference.....Missouri Valley
Director of Athletics.....Nico Yantko
Head Coach.....Kara Amundson
Website.....GoRacers.com



SOUTHEAST MISSOURI

2026 SOFTBALL MEDIA GUIDE

#FEELINROWDY

2026 Opponents



Tennessee Tech


May 1 & 2, 2026

Location.....Cookeville, Tenn.
Founded.....1915
Enrollment.....10,177
Nickname.....Golden Eagles
Colors.....Purple & Gold
Affiliation.....NCAA Division I
Conference.....Ohio Valley
Director of Athletics.....Casey Fox
Head Coach.....Danielle Penner
Website.....TTUSports.com



OVC Tournament

May 6, 7, 8 & 9, 2026
Peoria, Ill.



OVC TOURNAMENT CHAMPIONS | 1994 • 1996 • 1997 • 1998 • 1999 • 2019 • 2024

NCAA TOURNAMENT | 1999 • 2019 • 2024




SOUTHEAST MISSOURI

2026 SOFTBALL MEDIA GUIDE

#FEELINROWDY

2026 OVC Tournament



The 2026 Ohio Valley Conference Softball Championship will be held May 6-9 at the Louisville Slugger Sports Complex in Peoria, Illinois. It marks the third-straight year the event will be held at the facility; the event is also scheduled to be at the facility in 2027 and 2028. Overall it will be the 32nd OVC Softball Championship.

The Louisville Slugger Sports Complex has a signature diamond (OSF Healthcare Field) that is among 10 softball fields. The field features a completely synthetic surface; grand stand seating for 1,000 with additional, covered bleachers extending down each base line; a video

board in right centerfield; night-game lighting; sunken dugouts equipped with a restroom in each; batting cages; and a concessions and merchandise stand. The stadium also is adjacent to a secondary stadium field and in close proximity to eight additional diamonds, as well as a 125,000-square-foot dome large enough for two more indoor fields.

Last year No. 1 seed Eastern Illinois topped No. 2 seed SIUE 1-0 in eight innings in the “if necessary” game to claim its second overall title in the past three years. It marked the first time the OVC Championship Game was decided in extra innings.



Wednesday, May 6

Game 1: #6 Seed vs. #7 Seed, 10 a.m. (ESPN+)

Game 2: #5 Seed vs. #8 Seed, 12:30 p.m. (ESPN+)

Game 3: #3 Seed vs. Winner Game 1, 3 p.m. (ESPN+)

Game 4: #4 Seed vs. Winner Game 2, 5:30 p.m. (ESPN+)

First two games are single elimination

Thursday, May 7

Game 5: #2 Seed vs. Winner Game 3, 10 a.m. (ESPN+)

Game 6: #1 Seed vs. Winner Game 4, 12:30 p.m. (ESPN+)

Game 7: Loser Game 4 vs. Loser Game 5, 3 p.m. (ESPN+)

Game 8: Loser Game 3 vs. Loser Game 6, 5:30 p.m. (ESPN+)

Friday, May 8

Game 9: Winner Game 7 vs. Winner Game 8, 11 a.m. (ESPN+)

Game 10: Winner Game 5 vs. Winner Game 6, 1:30 p.m. (ESPN+)

Game 11: Winner Game 9 vs. Loser Game 10, 4 p.m. (ESPN+)

Saturday, May 9

Game 12: Winner Game 10 vs. Winner Game 11, 11 a.m. (ESPN+)

Game 13: Game 12 Pairing Repeated (if necessary) (ESPN+)



SOUTHEAST MISSOURI

2026 SOFTBALL MEDIA GUIDE

#FEELINROWDY

Series Results vs. All Opponents

Abilene Christian (1-0)

Neutral: 1-0

2/15/19 W 10-2 (5) #

Akron (3-0)

Away: 1-0 Neutral: 2-0

4/18/86 W 2-1

3/11/01 W 6-0 #

2/26/23 W 9-5 #

Alabama A&M (4-0)

Home: 1-0 Neutral: 3-0

2/23/07 W 8-0 *

2/24/08 W 15-0 #

3/11/17 W 7-2 #

2/11/22 W 13-0 #

Alabama State (5-2)

Away: 1-0 Neutral: 4-2

2/13/15 L 5-8 #

2/14/15 L 7-12 #

3/12/17 W 8-1 #

2/23/18 W 14-1 #

2/21/20 W 12-3

2/14/25 W 14-3 #

2/15/25 W 5-3 #

Alcorn State (4-0)

Away: 4-0 Neutral: 3-0

2/24/06 W 5-0 #

2/19/17 W 3-2 #

2/25/17 W 8-0

2/25/17 W 7-5

American International (1-0)

Neutral: 1-0

3/14/91 W 7-0 #

Appalachian State (0-1)

Neutral: 0-1

2/20/10 L 2-10 #

Arkansas-Pine Bluff (2-0)

Away: 1-0 Neutral: 1-0

2/22/08 W 11-2 #

3/12/25 W 13-0 (5)

Arkansas (2-13)

Home: 0-2 Away: 2-10

Neutral: 0-1

3/13/10 L 2-4

3/1/15 L 2-5 #

4/29/15 L 5-13

4/29/15 W 4-3 (8)

4/6/16 L 4-7 *

4/6/16 L 3-4 *

2/21/19 L 1-7

2/22/19 W 6-1

2/26/21 L 3-9

2/27/21 L 3-6

4/12/22 L 1-9

4/12/22 L 0-14

3/1/24 L 0-5

3/3/24 L 5-6

5/17/24 L 2-3 \$

Arkansas State (5-0)

Away: 5-0

4/14/84 W 9-1

4/20/85 W 5-0

3/8/86 W 11-0

3/8/86 W 10-0

4/19/86 W 4-1

Army (2-2)

Away: 2-2

3/11/87 W 1-0

3/12/87 W 7-0

3/10/88 L 1-2

3/9/89 L 0-3

Ashland (2-0)

Away: 2-0

3/9/87 W 4-0

3/10/88 W 2-0

Auburn (0-5)

Away: 0-5

2/13/21 L 0-8

2/13/21 L 1-5

2/14/21 L 1-3

2/23/24 L 0-8

2/24/24 L 5-13

Austin Peay (74-26)

Home: 37-12 Away: 31-14

Neutral: 6-0

3/3/89 L 1-4

3/3/89 W 4-1

3/22/90 W 8-0 *

3/22/90 L 1-9 *

3/8/91 W 7-0

3/8/91 W 9-1

5/25/92 W 11-4 #

4/28/92 W 3-0 *

4/28/92 W 7-0 *

3/19/93 L 1-2

3/19/93 L 2-3

3/31/93 W 2-1 *

3/31/93 W 10-6 *

3/30/94 W 5-0 *

3/30/94 W 6-2 *

4/14/94 W 3-2 (10)

4/14/94 W 6-2

4/22/94 W 3-0 #

3/14/95 W 4-1 *

3/14/95 W 3-0 *

4/4/95 W 8-4

4/4/95 W 9-1

4/2/96 W 3-0 *

4/2/96 W 5-2 *

4/18/96 W 9-0

4/18/96 W 13-0

4/19/97 W 7-1

4/19/97 W 3-1

5/3/97 W 2-1 #

4/1/98 W 9-1

4/1/98 W 6-5

4/21/98 W 2-1 *

4/21/98 W 9-1 *

5/2/98 W 8-2 *

3/30/99 W 4-0

3/30/99 W 3-0

3/28/00 W 4-3

4/22/00 W 8-0 *

4/22/00 W 1-0 *

3/28/01 W 8-0 *

3/28/01 W 11-4 *

5/1/01 L 0-1

4/6/02 W 3-2 *

4/6/02 W 4-1 *

4/7/02 L 5-6 *

5/3/02 W 5-3 #

4/5/03 W 5-0

4/5/03 L 1-2

5/8/03 W 5-4 #

4/7/04 L 2-5 *

4/7/04 W 8-0 *

5/7/05 W 5-1 *

5/7/05 W 4-0 *

5/8/05 L 2-4 *

3/18/06 W 4-1 (9)

3/18/06 W 4-2

3/19/06 W 5-2

4/14/07 L 0-9 *

4/15/07 L 6-7 *

4/15/07 W 9-1 *

3/20/08 W 12-0

3/20/08 W 9-4

3/29/08 L 4-5

4/18/09 W 4-1 *

4/18/09 W 6-5 (9) *

4/19/09 W 7-5 *

4/2/10 L 3-4 (8)

4/2/10 W 12-5

4/3/10 L 2-11

2/26/11 W 6-3 #

4/2/11 W 8-5 *

4/2/11 W 9-1 *

4/3/11 L 1-2 *

4/14/12 W 5-4 (8)

4/14/12 W 7-3

4/15/12 W 6-2

4/28/13 L 0-6

4/28/13 L 5-6

4/29/13 L 1-4

3/29/14 L 1-4 *

3/29/14 W 13-4 *

3/30/14 L 2-6 *

5/2/15 W 8-1

5/2/15 W 6-5

5/3/15 W 11-10

4/29/16 L 3-7 *

4/29/16 W 15-6 *

4/30/16 W 7-4 *

4/8/17 W 3-0 *

4/8/17 W 4-0 *

4/6/18 L 2-5

4/6/18 W 11-2

4/12/19 L 2-5 *

4/12/19 W 9-0 (5) *

3/5/21 W 6-5 *

3/6/21 L 3-4 *

3/6/21 W 8-0 *

4/15/22 W 3-2

4/16/22 L 1-3

4/16/22 L 0-3

Ball State (2-3)

Away: 2-0 Neutral: 0-3

3/30/84 W 3-0

3/31/84 W 9-0

3/28/93 L 1-2 #

2/23/14 L 2-11 #

2/26/16 L 3-6 #

Barry (1-0)

Neutral: 1-0

5/13/89 W 2-1 #

Bellarmino (0-1)

Neutral: 0-1

2/18/22 L 3-4 #

Belleville JC (2-0)

Away: 2-0

1982 W 11-3

1982 W 19-5

Belmont (21-14)

Home: 10-5 Away: 7-7

Neutral: 4-2

3/5/04 W 4-2 #

3/7/04 L 3-6 #

3/9/04 L 1-4

3/9/04 W 6-1

3/23/05 W 7-5 *

3/23/05 L 4-5 *

3/9/07 W 9-0 *

3/10/07 L 0-4 *

3/13/08 W 10-8

3/13/08 L 0-1

3/17/11 L 0-3

3/17/11 L 5-6

5/2/12 W 14-13 *

OVC TOURNAMENT CHAMPIONS | 1994 • 1996 • 1997 • 1998 • 1999 • 2019 • 2024

NCAA TOURNAMENT | 1999 • 2019 • 2024



SOUTHEAST MISSOURI

2026 SOFTBALL MEDIA GUIDE

#FEELINROWDY

Series Results vs. All Opponents

DePaul (0-4) <i>Home: 0-2 Away: 0-2</i>	5/8/97	L	1-9 !
	5/8/97	L	3-5 !
	5/7/98	L	5-7 * !
	5/7/98	L	2-6 * !
Detroit Mercy (4-1) <i>Away: 0-1 Neutral: 4-0</i>	3/10/89	L	0-2
	3/6/94	W	7-2 #
	3/8/95	W	3-0 #
	2/22/13	W	10-7 #
	3/17/19	W	9-0 (6) #
Drake (0-5) <i>Home: 0-1 Neutral: 0-4</i>	3/8/03	L	1-5 *
	2/11/18	L	0-1 #
	2/10/19	L	1-6 #
	2/22/19	L	2-6 #
	2/23/19	L	5-7 #
East Carolina (1-2) <i>Neutral: 1-2</i>	4/15/94	L	0-3 #
	3/15/98	L	0-2 #
	5/21/99	W	2-1 # \$
Eastern Illinois (53-43) <i>Home: 32-17 Away: 15-21 Neutral: 6-5</i>	4/26/83	W	2-0
	3/24/95	W	3-2 *
	3/8/97	L	2-3
	3/8/97	L	2-5
	4/26/97	L	0-2 *
	4/26/97	W	3-2 (8) *
	5/4/97	L	1-5 # +
	5/4/97	W	12-2 # +
	4/8/98	W	10-2 *
	4/8/98	W	4-2 *
	4/24/98	L	0-4
	4/24/98	W	6-0
	5/4/98	W	3-2 (8) +
	5/4/98	L	1-2 +
	5/4/98	W	13-4 +
	3/26/99	W	2-0 #
	4/1/99	W	5-2 *
	4/1/99	W	3-2 *
	4/21/99	L	0-1
	4/21/99	W	1-0 (8)
	5/2/99	W	7-1 # +
	4/18/00	W	6-1 *
	4/18/00	L	1-5 (9) *
	5/4/00	W	3-0
	5/11/00	W	3-2 (8) # +
	2001	L	1-3
	2001	W	3-0
	2001	W	7-3 *
	2001	L	0-1 # +
	4/9/02	L	0-6 *
	3/9/02	L	4-5 *
	4/18/02	W	4-0
	4/9/03	W	7-6
	4/9/03	L	0-1
	4/23/03	W	6-5 *
	5/9/03	W	4-2 # +
	4/1/04	W	3-2 *
	4/1/04	L	1-4 *
	5/5/04	W	2-1
	4/20/05	L	6-7
	4/20/05	L	1-4
	5/6/05	W	3-1 *
	4/18/06	W	10-5 *
	4/18/06	W	11-1 *
	5/3/06	L	1-7
	4/11/07	L	2-3
	4/11/07	L	7-11
	5/2/07	W	5-2 *
	3/25/08	W	7-2 *
	3/25/08	W	7-6 *
	4/23/08	L	3-4
	4/23/09	W	11-3
	4/23/09	W	6-2
	4/29/09	W	6-3 *
	3/31/10	L	2-10 *
	3/31/10	L	0-3 *
	4/14/10	L	0-2
	4/13/11	L	0-4
	4/13/11	L	0-2
	4/19/11	W	8-4 *
	5/12/11	W	4-0 +
	5/14/11	W	9-1 +
	4/4/12	L	2-3 *
	4/4/12	L	3-5 *
	4/18/12	L	0-1
	4/13/13	W	4-1 *
	4/13/13	L	1-5 *
	4/14/13	L	1-10 *
	4/25/15	W	6-0 *
	4/25/15	W	9-4 *
	4/26/15	L	4-7 *
	5/7/15	L	9-10 (12) # +
	5/7/16	L	3-4
	5/8/16	L	1-6
	5/8/16	W	4-1
	4/1/17	L	5-7 *
	4/1/17	L	1-4 *
	4/11/18	L	1-4
	4/11/18	L	1-4
	4/20/19	W	11-3 (5) *
	4/20/19	W	8-5 *
	4/2/21	W	7-0 *
	4/3/21	W	3-0 *
	4/3/21	L	1-5 *
	4/9/22	W	13-1 *
	4/10/22	W	7-6 *
	4/10/22	W	8-0 *
	5/6/23	L	6-7 (8)
	5/6/23	W	5-1
	3/9/24	L	4-7 (12) *
	3/9/24	W	9-4 *
	3/10/24	L	1-2 *
	5/10/24	W	10-1 + #
	5/11/24	W	4-2 + #
	3/28/25	W	3-0
Eastern Kentucky (42-39) <i>Home: 22-15 Away: 16-20 Neutral: 4-4</i>	3/28/25	L	5-8
	4/4/93	W	3-0 *
	4/4/93	W	9-1 *
	4/11/93	W	7-0
	4/11/93	W	6-0
	4/3/94	W	2-1
	4/3/94	W	3-2
	4/23/94	W	9-2 # +
	4/9/95	W	4-3
	4/9/95	W	5-2
	4/28/95	W	3-2 +
	4/29/95	L	0-2 +
	4/12/96	W	3-0 *
	4/12/96	W	3-1 *
	4/28/96	W	6-0
	4/28/96	L	2-4
	3/30/97	W	15-2
	4/13/97	W	9-1 *
	4/13/97	W	2-0 *
	4/18/99	W	4-3 *
	4/18/99	W	4-3 *
	4/8/00	L	1-7 *
	4/8/00	L	0-2 *
	4/9/00	W	9-3 *
	4/21/01	W	2-1
	4/21/01	W	6-4
	4/22/01	L	1-2
	5/4/01	L	0-2 # +
	3/23/02	L	2-3 *
	3/23/02	L	1-2 *
	3/24/02	L	1-7 *
	5/3/02	L	0-7 +
	5/3/03	W	4-0
	5/3/03	L	1-4
	5/4/03	L	0-3
	5/9/03	L	2-7 +
	5/2/04	L	0-3 *
	5/2/04	L	1-3 *
	4/9/05	W	3-1 *
	4/9/05	W	8-0 *
	4/10/05	W	3-2 *
	4/14/06	W	3-1
	4/14/06	L	1-15
	4/15/06	L	1-4
	5/12/06	L	0-3 # +
	3/31/07	L	9-10 *
	4/1/07	L	3-12 *
	4/1/07	W	3-2 *
	3/15/08	L	2-6
	3/16/08	L	2-10
	3/16/08	L	2-10
	4/25/09	W	4-3 *
	4/25/09	W	8-5 *
	4/26/09	W	4-3 *
	3/27/10	L	4-5
	3/27/10	W	6-0
	3/28/10	L	2-7
	5/7/11	W	5-1 *
	5/7/11	L	0-8 *
	5/8/11	L	2-9 *
	3/17/12	L	2-3
	3/17/12	W	7-5
	3/18/12	L	2-4
	4/20/13	W	12-11 *
	4/20/13	L	4-6 *
	3/22/14	L	1-5
	3/22/14	W	5-3
	4/23/16	L	2-4
	4/23/16	W	5-2
	4/23/17	W	2-1 *
	4/23/17	L	0-2 *
	4/22/18	L	4-5
	4/22/18	L	0-3
	4/1/19	W	4-1 *
	4/1/19	W	9-7 *
	5/9/19	W	6-0 +
	5/10/19	W	11-8 +
	4/17/21	W	8-0 *
	4/17/21	L	2-6 *
	4/18/21	L	1-4 *
	5/14/21	L	1-2 +
	5/15/21	L	4-5 +
Elmhurst College (2-0) <i>Away: 2-0</i>	3/26/86	W	6-0
	3/26/86	W	13-0
Elon (0-2) <i>Away: 0-2</i>	3/18/09	L	2-4
	3/18/09	L	1-8
Emporia State (2-0) <i>Away: 2-0</i>	3/12/86	W	6-0
	3/12/86	W	4-0
Evansville (43-33) <i>Home: 20-10 Away: 15-17 Neutral: 8-6</i>	1982	L	0-5
	3/30/84	L	1-3
	3/31/84	W	5-4
	4/20/84	W	3-2
	3/26/85	L	2-3 *
	3/26/85	W	2-1 *
	4/1/86	W	4-0 *
	4/1/86	L	5-6 *
	4/30/86	W	1-0
	4/30/86	L	1-2
	4/4/87	W	7-0 #
	4/29/87	W	4-1 *
	4/29/87	W	8-7 *
	3/7/88	L	0-6 #
	4/5/88	L	0-4 *
	4/5/88	W	7-0 *
	3/16/89	W	10-5
	3/16/89	W	8-0

OVC TOURNAMENT CHAMPIONS | 1994 • 1996 • 1997 • 1998 • 1999 • 2019 • 2024

NCAA TOURNAMENT | 1999 • 2019 • 2024



SOUTHEAST MISSOURI

2026 SOFTBALL MEDIA GUIDE

#FEELINROWDY

Series Results vs. All Opponents

4/24/89	W	2-0 *	3/10/13	L	2-9	Florissant Valley (2-0)	Grambling State (8-0)	Houston Baptist (2-1)
4/24/89	W	10-2 *	4/2/13	W	3-2 *	1981 L 5-9	<i>Neutral: 8-0</i>	<i>Neutral: 2-1</i>
3/21/90	W	10-0	4/2/13	L	0-1 *	1981 W 8-0	2/10/12 W 15-8 #	2/14/14 W 9-7 #
3/21/90	W	11-2	3/20/14	L	5-6		2/11/12 W 21-3 #	2/15/14 L 3-6 #
4/8/90	W	4-0 #	3/20/14	L	4-8		2/8/13 W 6-3 #	2/13/16 W 10-7 #
4/25/90	W	4-0 *	2/23/18	W	9-0 #	Fordham (1-1)	2/15/14 W 9-1 #	
4/25/90	W	8-0 *				<i>Neutral: 1-1</i>	2/16/14 W 2-0 #	Howard (1-0)
3/26/91	W	8-7	Fairfield (3-0)			3/16/98 W 5-0 #	2/14/15 W 11-7 #	<i>Neutral: 1-0</i>
3/26/91	W	3-1	<i>Away: 1-0 Neutral: 2-0</i>			3/20/04 L 1-5 #	2/15/15 W 10-8 #	2/22/20 W 3-0 #
4/18/91	W	2-0 *	3/6/89 W 7-0				2/22/20 W 4-1 #	
4/18/91	W	8-1 *	3/10/96 W 5-0 #			Furman (1-0)		Illinois-Chicago (1-4)
3/12/92	W	6-3 #	3/15/96 W 12-2 #			<i>Neutral: 1-0</i>	Grand Valley State (6-1)	<i>Home: 0-1 Away: 1-0</i>
3/16/92	W	7-4				4/14/95 W 6-1 #	<i>Neutral: 6-1</i>	<i>Neutral: 0-3</i>
3/16/92	W	3-0	Fairleigh Dickinson (1-0)				4/5/86 W 4-2 #	3/31/84 W 6-0
3/28/92	W	6-1 #	<i>Neutral: 1-0</i>			Gardner-Webb (1-0)	4/4/87 W 2-0 #	3/9/92 L 2-3 #
3/28/92	W	3-0 #	2/16/19 W 8-0 (6) #			<i>Neutral: 1-0</i>	4/18/87 W 4-0 #	3/10/93 L 0-3 #
4/16/92	W	3-1 *				3/16/02 W 8-1 #	3/5/89 L 3-5 #	3/6/94 L 0-7 #
4/16/92	W	14-5 *	Florida Atlantic (1-2)				3/10/89 W 7-4 #	3/3/01 L 0-6 *
3/12/93	W	3-0 #	<i>Away: 0-1 Neutral: 1-1</i>			George Mason (3-0)	4/1/89 W 7-2 #	
3/27/93	W	4-1 #	3/9/95 W 8-0 #			<i>Neutral: 3-0</i>	3/7/90 W 4-2 #	Illinois State (1-5)
4/14/93	W	3-1 *	3/8/08 L 6-7			4/16/94 W 5-0 #	Grandview (1-0)	<i>Home: 0-2 Neutral: 1-3</i>
4/14/93	L	2-3 *	3/2/24 L 3-8 #			4/15/95 W 3-0 #	1981 W 5-2	3/14/97 L 0-3 #
3/26/94	L	1-2 #				3/16/05 W 5-0 #		3/15/97 W 4-0 #
3/25/95	L	1-3 #	Florida Gulf Coast (0-1)				Green Bay (3-1)	3/7/97 L 7-9 #
3/28/95	L	2-6	<i>Neutral: 0-1</i>			George Washington (1-0)	<i>Neutral: 3-1</i>	3/11/07 L 0-7 *
3/28/95	L	3-5	3/7/08 L 0-5 #			<i>Neutral: 1-0</i>	3/11/93 L 2-6 #	3/11/10 L 1-12 *
3/27/96	W	8-3 *				3/15/05 W 1-0 #	3/12/96 W 6-0 #	2/23/25 L 4-5 #
3/27/96	W	2-0 *	Florida International (1-1)				3/14/96 W 2-0 #	
3/1/97	L	0-1 #	<i>Away: 1-1</i>			Georgia College (2-0)	3/16/98 W 6-2 #	Indiana (1-1)
4/3/97	W	7-0	2/9/24 W 7-4 (8)			<i>Away: 2-0</i>		<i>Away: 0-1 Neutral: 1-0</i>
4/3/97	W	7-2	2/10/24 L 0-1			3/3/90 W 9-0	Greenville (0-1)	3/2/97 L 4-7
4/9/98	L	4-5 *				3/3/90 W 7-2	<i>Away: 0-1</i>	3/9/01 W 8-0 #
4/9/98	L	8-10 *	Florida Southern (2-7)				4/4/86 L 0-4	
3/4/99	L	4-7	<i>Away: 2-2 Neutral: 0-5</i>			Georgia State (1-0)		Indiana (Pa.) (1-0)
3/4/99	L	0-4	5/8/87 L 0-2 \$ #			<i>Away: 1-0</i>	Harvard (1-1)	<i>Neutral: 1-0</i>
3/5/03	L	0-6	5/9/87 L 0-3 \$ #			3/3/92 W 1-0	<i>Neutral: 1-1</i>	3/11/91 W 3-0 #
3/5/03	L	1-3	3/8/89 L 0-4 #				3/7/99 W 5-1 #	
3/23/04	L	2-9 *	5/13/89 L 0-4			Georgia Tech (2-1)	3/24/00 L 3-4 (9) #	Indiana State (17-6)
3/23/04	L	2-9 *	5/14/89 L 1-4			<i>Home: 0-1 Away: 1-0</i>		<i>Home: 7-3 Away: 5-3</i>
3/23/05	L	0-9	3/10/90 L 0-3 #			<i>Neutral: 1-0</i>	Hawai'i (0-1)	<i>Neutral: 5-0</i>
3/29/05	L	2-3	3/14/91 L 0-2 #			4/14/95 W 2-1 #	<i>Away: 0-1</i>	4/23/83 W 2-1
3/29/06	W	4-2 *	5/10/91 W 1-0 \$			3/20/13 L 4-9 *		4/23/83 W 3-2
3/29/06	W	10-1 *	5/12/91 W 3-1 \$			3/14/17 W 6-1	3/15/97 L 6-9	3/15/99 W 1-0 #
2/25/07	L	2-3 #						3/15/99 W 12-4 #
3/28/07	L	6-7						3/11/02 W 6-2 *
3/28/07	W	5-3						
2/23/08	L	4-16 #						
3/23/11	W	9-0 *						
3/23/11	L	2-4 *						
3/15/12	W	6-1						
3/15/12	L	4-5						
3/9/13	L	0-8						



SOUTHEAST MISSOURI

2026 SOFTBALL MEDIA GUIDE

#FEELINROWDY

Series Results vs. All Opponents

3/14/04	L	1-3 *	3/16/10	W	5-4 (8) *	4/6/12	L	8-9 *	3/6/09	W	10-3 #	Lamar		
2/20/10	W	6-3 #	2/10/12	L	0-5 #	4/6/12	W	3-1 *	2/13/10	W	6-4 #	(1-1)		
3/17/10	W	5-3	3/9/13	W	3-1 #	4/7/12	L	1-2 *	3/5/10	L	1-7 #	Neutral: 1-1		
3/17/10	L	2-4	3/10/13	L	1-5 #	4/6/13	L	2-4	3/4/12	L	2-5 #	3/12/85	L	2-3 #
2/12/11	W	6-2 #	2/24/18	W	7-0 #	4/6/13	L	5-13	3/6/16	L	0-9 #	3/12/85	W	6-0 #
4/6/11	W	10-8 *	2/23/19	W	5-3 #	4/18/14	L	0-9 *	3/4/17	W	4-2 #			
4/6/11	W	4-2 *	2/22/25	W	11-5 #	4/18/14	L	0-9 *	3/17/17	W	10-0 #	La Salle		
3/14/12	W	4-0				3/23/15	L	4-10	2/10/18	W	13-3 #	(1-0)		
3/14/12	W	9-6	Jackson State			3/23/15	L	5-6	3/8/19	W	8-2 #	Neutral: 1-0		
3/13/13	W	5-4 *	(7-2)			5/6/15	L	0-21 # +	3/9/19	W	8-2 #	3/18/93	W	13-4 #
3/13/13	W	9-4 *	Away: 7-2			4/9/16	L	5-6 *	2/29/20	W	3-0 *			
3/19/14	L	2-3	2/14/08	W	8-0	4/9/16	L	2-9 *	3/1/20	L	12-13 *	Lewis College		
3/19/14	L	0-2	2/14/08	W	12-3	3/26/17	L	0-3	3/1/20	L	1-2 *	(5-2)		
3/18/15	L	4-9 *	2/12/09	W	11-0	3/26/17	L	5-9	3/15/22	W	7-1	Home: 1-0 Neutral: 4-2		
3/18/15	L	5-9 (8) *	2/11/10	W	11-3	3/25/18	L	0-6 *				3/27/86	W	4-1 *
3/13/18	W	5-1 *	2/9/12	L	1-11	3/25/18	W	7-2 *	Kennesaw State			3/9/87	W	4-0 #
3/13/18	W	4-1 *	2/7/13	L	0-1	4/28/19	L	0-1	(0-2)			3/11/87	W	5-1 #
2/22/25	W	3-2 #	3/15/16	W	9-8	4/28/19	W	3-1	Away: 0-1 Neutral: 0-1			3/9/88	W	3-0 #
			3/15/16	W	11-1	5/10/19	L	3-4 +	3/15/17	L	3-4	3/5/89	L	1-2 #
Iona			2/12/17	W	13-2	5/11/19	W	8-2 +	2/14/20	L	4-6 #	3/8/89	L	0-1 #
(0-1)			Jacksonville State			5/11/19	W	6-5 +				3/4/90	W	7-0 #
Neutral: 0-1			(11-42)			5/8/21	W	10-5	Kent State					
3/17/04	L	2-4 #	Home: 2-16 Away: 4-20			5/8/21	W	3-2	(0-1)			Liberty		
			Neutral: 5-6			5/9/21	L	3-4	Neutral: 0-1			(1-0)		
			3/15/02	L	1-3 #	5/13/21	W	11-2 +	3/11/01	L	0-2 #	Neutral: 1-0		
Iowa			4/17/04	L	5-6 *	5/14/21	W	4-3 (8) +				3/20/98	W	8-0 #
(2-0)			4/17/04	L	3-6 *	Jarvis Christian			Kentucky					
Neutral: 2-0			4/18/04	L	5-9 *	College			(2-2)			Lincoln (Mo.)		
1981	W	7-2	5/14/04	L	4-5 # +	(1-0)			Away: 1-2 Neutral: 1-0			(11-1)		
3/15/22	W	4-3 #	4/27/05	L	2-7	Neutral: 1-0			2/28/98	W	9-6 #	Home: 3-0 Away: 4-1		
			4/27/05	L	0-5	2/11/17	W	17-2 #	3/10/01	W	1-0	Neutral: 4-0		
Iowa State			4/28/05	L	0-4				3/3/18	L	2-4	1982	W	2-1
(3-5)			5/14/05	L	4-6 +	Kansas			3/4/18	L	2-11	1982	W	4-1
Home: 1-0 Away: 0-2			5/6/06	L	3-5 *	(2-5)						4/23/83	W	6-3
Neutral: 2-3			5/6/06	L	2-3 *	Away: 2-2 Neutral: 0-3			Kentucky Wesleyan			4/8/84	W	17-1 *
4/3/81	L	0-2 #	5/7/06	L	3-10 *	3/19/99	L	0-7 #	(4-0)			4/13/85	W	8-0 #
3/8/92	W	6-5 #	4/6/07	L	4-9	5/20/99	L	1-5 #	Home: 2-0 Away: 2-0			3/29/86	W	18-0
3/7/93	W	6-5 #	4/6/07	L	3-6	5/22/99	L	1-3 #	4/15/84	W	7-0 *	4/10/87	W	4-0 *
3/5/00	L	1-5 #	4/7/07	L	3-11	3/19/17	L	5-6	3/23/85	W	3-0	4/20/87	L	1-2
3/13/04	W	8-4 *	5/3/08	L	3-6 *	3/8/19	W	2-0	3/23/85	W	1-0	4/10/88	W	5-2 #
2/17/08	L	1-8 #	5/3/08	L	0-7 *	3/10/19	W	2-1	4/19/85	W	12-6 *	4/22/88	W	9-0 #
4/18/23	L	0-12 (5)	5/4/08	L	4-8 *	3/14/22	L	0-8	Lake Superior			4/7/89	W	3-0 #
4/18/23	L	0-4	4/4/09	L	0-9				(3-0)			4/17/89	W	6-2 *
			4/4/09	L	1-12	Kansas City			Neutral: 3-0					
IU Indy (formerly IUPUI)			4/5/09	L	1-11	(formerly UMKC)			3/29/85	W	5-1 #			
(10-3)			3/26/11	L	5-8	(11-6)			3/6/90	W	3-2 #			
Home: 4-0 Neutral: 6-3			3/26/11	W	7-6	Home: 2-2 Away: 1-0			3/8/90	W	5-3 #			
3/13/87	W	3-1 #	3/27/11	L	8-13	Neutral: 8-4								
3/13/87	W	5-0 #	5/13/11	L	0-4 # +	3/5/05	W	5-2 *						
3/6/90	L	0-1 #	5/14/11	W	3-2 # +	3/4/06	W	4-0 #						
3/11/06	W	18-7 *	5/15/11	L	5-9 # +	3/4/07	L	0-6 #						
3/11/07	W	9-0 *												
3/16/10	W	15-7 *												

OVC TOURNAMENT CHAMPIONS | 1994 • 1996 • 1997 • 1998 • 1999 • 2019 • 2024

NCAA TOURNAMENT | 1999 • 2019 • 2024



SOUTHEAST MISSOURI

2026 SOFTBALL MEDIA GUIDE

#FEELINROWDY

Series Results vs. All Opponents

Lindenwood (9-1)

Home: 3-0 Away: 5-1

Neutral: 1-0

4/15/23	W	5-3
4/15/23	W	15-0 (5)
4/16/23	W	6-4
4/20/24	W	1-0 *
4/20/24	W	4-0 *
4/21/24	W	1-0 *
4/6/25	L	1-3
4/6/25	W	5-0
4/7/25	W	2-1
5/8/25	W	4-3 # +

Lipscomb (3-6)

Home: 1-3 Away: 2-2

Neutral: 0-1

3/4/03	W	6-0
3/4/03	L	5-6
3/9/03	W	17-8 *
3/8/05	L	3-7 *
3/8/05	L	4-5 *
3/11/06	L	2-3 *
2/22/14	L	0-11 #
3/4/22	W	7-1
3/6/22	L	0-2

Lock Haven (1-1)

Neutral: 1-1

3/8/88	W	1-0 #
3/15/91	L	4-6 #

Longwood (1-1)

Neutral: 1-1

3/11/08	L	1-12 #
3/11/08	W	2-0 #

Louisiana (0-4)

Neutral: 0-4

4/17/94	L	1-2 #
4/14/95	L	1-6 #
2/13/16	L	0-8 #
5/17/19	L	2-3 \$

Louisiana-Monroe (4-9)

Away: 3-9 Neutral: 1-0

2/17/08	L	1-2
2/13/09	W	4-1
2/14/09	W	4-3
2/13/10	L	6-9
2/11/11	L	3-11
2/12/11	L	1-6
2/11/12	W	8-4
2/9/13	L	1-5
2/14/14	L	4-6
2/13/15	L	3-11
3/1/19	W	8-0 (6) #
2/28/25	L	3-4
3/1/25	L	4-5

Louisiana Tech (1-7)

Away: 0-4 Neutral: 1-3

4/16/94	L	1-3 #
3/14/10	L	3-5 #
2/26/11	W	5-4 #
2/12/16	L	2-11 #
2/16/19	L	3-11 (5)
2/11/23	L	0-4
2/12/23	L	0-8
2/12/23	L	1-6

Louisville (1-1)

Neutral: 1-1

3/17/00	W	4-3 #
3/10/11	L	2-7 #

Loyola-Chicago (5-5)

Home: 1-3 Neutral: 4-2

3/7/93	L	2-4 #
3/11/94	W	7-0 #
3/7/95	W	9-8 #
3/10/95	L	1-6 #
3/9/00	L	1-3 *
3/9/00	W	2-0 *
3/7/02	L	2-6 *
3/7/02	L	3-8 *
2/22/14	W	13-3 #
3/9/17	W	2-0 #

LSU (0-1)

Neutral: 0-1

3/18/17	L	3-7 #
---------	---	-------

Maine (4-2)

Neutral: 4-2

3/10/92	L	0-2 #
3/10/93	W	3-2 #
3/9/94	L	1-3 #
3/8/95	W	3-1 #
3/12/96	W	9-2 #
3/10/19	W	6-2 #

Manhattan (1-0)

Neutral: 1-0

3/17/98	W	13-2 #
---------	---	--------

Marshall (1-1)

Neutral: 1-1

3/17/03	L	2-5 #
3/17/03	W	5-4 #

Maryland (1-1)

Neutral: 1-1

2/16/24	L	1-9 #
2/18/24	W	9-3 #

McKendree (3-1)

Away: 1-1 Neutral 2-0

1981	W	3-1 #
4/17/87	W	5-2 #
5/1/89	L	0-1
5/1/89	W	5-3

McNeese State (0-1)

Neutral: 0-1

2/19/10	L	2-6 #
---------	---	-------

Memphis (4-7)

Home: 1-1 Away: 2-5

Neutral: 1-1

3/23/06	W	2-1
3/23/06	L	2-3
2/23/07	L	1-2
4/24/07	W	4-3 *
4/24/07	L	1-10 *
2/23/08	L	1-3
2/26/12	L	0-1
2/24/13	L	1-2 #
2/23/14	L	1-6
3/17/18	W	8-7
2/28/25	W	8-0 (5) #

Meramec-St. Louis (1-1)

Home: 1-1

1982	L	0-4
1982	W	4-1

Mercer (1-0)

Neutral: 1-0

3/24/01	W	2-1 #
---------	---	-------

Miami (Ohio) (0-1)

Neutral: 0-1

2/24/12	L	2-6 #
---------	---	-------

Middle Tennessee (29-18)

Home: 12-8 Away: 14-7

Neutral: 3-3		
4/13/93	L	1-3 *
4/13/93	W	2-1 *
3/20/94	W	3-2
3/20/94	W	6-1
4/2/94	L	1-2 *
4/2/94	L	0-2 *
4/24/94	W	3-2 # +
3/17/95	L	1-2
3/17/95	W	3-0
4/15/95	W	3-2 #
4/22/95	W	3-0 *
4/22/95	L	0-1 *
3/23/96	W	4-3
3/23/96	W	6-2
4/13/96	W	10-2 *
4/13/96	W	8-3 *

5/5/96	W	3-1 *
4/5/97	W	10-3 *
4/5/96	W	3-2 *
4/20/97	W	3-0
4/20/97	W	5-2
4/6/98	W	5-0 *
4/6/98	W	4-1 *
4/12/99	W	2-1
4/12/99	W	4-1
5/2/99	W	9-0 #
4/15/00	W	4-2
4/15/00	L	1-2
4/16/00	W	1-0
5/12/00	L	1-3
5/12/00	L	1-3
4/14/01	L	0-4 *
4/14/01	L	0-4 *
3/8/03	L	0-6 *
3/20/03	L	0-10 #
3/20/03	L	0-5 #
3/22/06	W	12-3
3/22/06	W	11-0
3/20/07	L	2-3
4/9/08	W	6-4 *
4/9/08	L	3-5 *
4/28/11	L	3-7
4/28/11	W	3-2
4/11/12	W	8-2 *
4/11/12	W	10-3 *
2/17/17	L	4-8 #
3/15/23	L	0-3

Mineral Area CC (1-0)

Home: 1-0

1982	W	10-3
------	---	------

Minnesota-Duluth (1-0)

1981	W	12-1
------	---	------

Mississippi (3-10)

Home: 0-4 Away: 3-6

3/6/01	L	0-8 *
3/6/01	L	0-8 *
3/21/01	W	4-2
3/21/01	L	0-8
3/1/02	L	3-5 *
3/1/02	L	1-4 *
3/21/07	W	7-3
3/21/07	L	2-12



SOUTHEAST MISSOURI

2026 SOFTBALL MEDIA GUIDE

#FEELINROWDY

Series Results vs. All Opponents

2/27/11	L	2-4
5/18/19	L	0-10 (5) \$
3/2/22	L	4-7
3/4/23	L	0-1
3/5/23	W	1-0

Mississippi Women's (3-1)

Neutral: 3-1

4/17/87	W	4-0 #
4/16/88	W	8-0 #
4/14/89	W	4-0 #
4/18/90	L	0-1 #

Mississippi State (1-7)

Home: 1-0 Away: 0-4

Neutral: 0-3

4/14/84	W	2-0 *
3/11/85	L	0-2 #
3/11/85	L	5-9 #
2/24/06	L	2-5
2/26/06	L	0-3
2/24/13	L	4-8 #
3/7/20	L	0-2
3/8/20	L	0-2

Mississippi Valley State (3-0)

Neutral: 3-0

2/8/13	W	3-2 #
2/17/19	W	7-0 #
3/6/20	W	6-1 #

Missouri (7-34)

Home: 1-5 Away: 4-18

Neutral: 2-11

4/20/89	L	0-2
4/20/89	W	4-1
4/11/92	L	1-6 #
4/12/92	L	1-3 #
4/21/92	L	7-10 #
4/21/92	L	6-8 #
5/4/93	W	8-5 #
1993	L	2-3 #
5/3/94	L	0-2
5/3/94	W	6-5
5/2/95	L	0-12
5/2/95	L	1-2
4/24/96	L	2-4 #
4/24/96	L	1-4 #

4/15/97	L	7-10
4/15/97	L	0-4
4/16/98	L	2-8
4/17/98	W	4-0
4/20/00	W	5-0 #
4/24/01	L	3-4 *
4/24/01	L	1-5 *
4/3/02	L	2-10
4/3/02	L	0-12
4/2/03	L	0-9 *
4/2/03	L	0-9 *
3/5/05	L	0-8 #
3/6/05	L	2-6 #
3/3/06	L	1-7 #
3/7/09	L	0-8 #
3/6/10	L	0-13
3/4/11	L	0-5 #
3/3/12	L	0-9 #
3/11/15	L	1-2
3/11/15	L	1-10
4/18/17	L	3-14
4/18/17	L	1-9
3/21/18	L	2-10 *
3/21/18	W	8-2 *
4/23/19	L	3-4
4/23/19	L	1-4
4/3/24	W	1-0

Missouri Baptist (4-0)

Home: 2-0 Away: 2-0

4/30/85	W	10-1
4/30/85	W	6-2
4/30/14	W	10-5 *
4/30/14	W	13-1 *

Missouri Southern (4-4)

Home: 1-1 Away: 1-2

Neutral: 2-1

1981	W	10-0
1981	L	3-8
4/15/89	L	0-1 *
3/30/90	W	6-0 #
4/17/90	L	3-4
3/30/91	L	0-1 #
4/16/91	W	4-0 *
4/27/91	W	3-1 # !

Missouri State (9-30)

Home: 5-9 Away: 3-11

Neutral: 1-10

1981	W	2-0
1981	W	8-7
1982	L	0-7
1982	L	0-10
3/17/92	W	7-4 *
3/17/92	L	4-7 *
4/25/93	L	1-2
4/25/93	L	1-8
5/2/94	L	0-3 *
5/2/94	L	0-2 *
4/29/97	L	4-8
4/29/97	L	0-1
3/4/00	L	2-3 #
4/26/00	W	4-3 *
4/26/00	L	1-3 *
3/2/01	L	1-10 *
3/9/03	L	1-8 *
4/16/03	L	0-8
3/12/04	L	3-5 *
3/6/05	L	5-7 #
3/3/06	L	1-2
3/4/07	L	4-10 #
3/2/08	W	3-1 *
3/6/09	L	1-4
3/6/10	L	3-7 #
3/4/11	L	2-3 #
2/25/12	L	1-4 #
3/4/12	L	4-5 #
3/7/13	L	1-2 *
3/7/13	W	3-2 *
3/1/14	L	0-8 *
3/31/15	W	8-4
3/31/15	L	0-4
3/5/16	L	3-9
3/4/17	W	2-1 #
3/2/19	L	4-7 #
3/14/19	W	5-2 *
3/13/22	L	8-10 #
3/3/23	L	0-3 #

Missouri-St. Louis (27-15)

Home: 15-5 Away: 5-6

Neutral: 7-4

1978	W	2-1
1978	L	2-6
1978	L	1-4
4/12/80	L	1-2

4/24/81	L	1-2
1982	W	1-0 (11)
1982	W	3-2 (9)
1982	W	4-2
4/17/83	W	2-1
4/23/83	W	6-0
4/29/83	L	2-3
4/7/84	W	5-0
3/20/85	W	4-0
3/20/85	W	4-0
4/13/85	W	2-0 #
4/28/85	W	18-5
3/27/86	W	7-0
4/11/86	W	7-0
4/26/86	L	0-4 #
4/26/86	W	5-0 #
4/6/87	W	4-1
4/11/87	W	3-1
4/25/87	W	5-3
4/4/88	L	1-5
4/9/88	W	2-0
4/16/88	L	1-5
4/16/88	W	7-3 (9)
4/12/89	L	1-4
4/21/89	W	4-2
4/22/89	L	3-4
4/22/89	L	1-4
5/14/89	W	5-2
3/31/90	L	0-1
4/19/90	W	7-4
3/29/91	W	7-0 *
4/9/91	W	3-0 #
4/8/92	W	7-3 *
4/8/92	W	5-0 *
4/1/09	L	3-4 *
4/1/09	L	0-6 *
3/15/14	L	4-6 *
3/15/14	W	5-4 *

Missouri S&T (16-4)

Home: 3-1 Away: 4-0

Neutral: 9-3

4/29/82	W	7-2 #
4/6/84	W	11-0
4/12/85	W	2-1 #
4/11/86	W	8-1 #
4/14/86	W	6-2 #
4/25/86	W	4-2 # !
4/11/87	W	8-5
4/24/87	W	3-0
3/24/88	W	8-1 *

3/24/88	L	3-4 *
4/8/88	L	0-1 #
3/22/89	W	3-2 *
3/22/89	W	5-0 *
4/22/89	W	1-0 # !
3/31/90	L	0-10 #
4/19/90	W	2-1
4/29/90	L	3-4 # !
3/29/91	W	4-2 #
4/9/91	W	1-0 #
4/26/91	W	4-3 # !

Missouri Western (3-0)

Away: 1-0 Neutral: 2-0

1981	W	5-4
4/28/90	W	3-1 #
4/12/91	W	6-2 #

Morehead State (76-22)

Home: 42-8 Away: 29-12

Neutral: 5-2

4/24/92	W	7-5 *
4/10/93	W	8-0 *
4/10/93	W	6-5 *
4/3/93	W	4-3
4/3/93	W	8-4
4/23/93	W	2-1 #
4/24/93	W	6-0 #
4/1/94	W	3-2 *
4/1/94	W	9-1 *
4/9/94	W	11-5
4/9/94	L	7-8
4/24/94	W	12-0 # +
4/8/95	W	10-1
4/8/95	W	3-0
4/21/95	W	4-3 *
4/21/95	W	11-0 *
4/14/96	W	6-0 *
4/14/96	W	8-0 *
4/27/96	W	8-1
4/27/96	L	1-4
3/31/97	W	11-0
3/31/97	W	6-0
4/12/97	W	10-1 *
4/12/97	W	8-0 *
4/18/98	W	6-0
4/18/98	W	6-2
4/17/99	W	1-0 *
4/17/99	W	3-0 *
4/29/00	W	5-0

OVC TOURNAMENT CHAMPIONS | 1994 • 1996 • 1997 • 1998 • 1999 • 2019 • 2024

NCAA TOURNAMENT | 1999 • 2019 • 2024



SOUTHEAST MISSOURI

2026 SOFTBALL MEDIA GUIDE

#FEELINROWDY

Series Results vs. All Opponents

4/29/00	L	1-6	5/3/19	W	7-0 *	4/15/19	L	4-8 *	North Dakota State (1-1) <i>Home: 0-1 Neutral: 1-0</i>	Northwest Missouri (13-11-1) <i>Home: 1-0 Away: 4-0-1 Neutral: 8-11</i>													
4/30/00	W	2-0	5/3/19	W	9-0 (5) *	4/15/19	W	9-1 (5) *															
5/11/00	W	4-3 # +	3/26/21	W	8-0	5/1/21	W	1-0 *															
4/28/01	W	4-2 *	3/27/21	W	10-0	5/1/21	W	7-5 *															
4/28/01	W	9-3 *	3/27/21	W	9-1	5/2/21	W	3-2 *	3/18/14	L	0-11 *												
4/29/01	W	6-4 *	4/2/22	W	4-0	4/23/22	L	0-1	2/26/21	W	6-2 #												
4/20/02	W	9-3	4/3/22	W	12-2	4/24/22	L	0-4	Northern Colorado (1-0) <i>Neutral: 1-0</i>	Northern Illinois (2-1) <i>Neutral: 2-1</i>													
4/20/02	W	7-5	4/3/22	W	8-0	4/24/22	W	5-2															
4/21/02	L	0-3	4/7/23	W	4-1 *	5/12/22	L	1-3 (12) +															
4/18/03	W	7-4 *	4/7/23	W	9-1 (6) *	4/23/24	L	3-6															
4/18/03	W	6-3 *	4/8/23	W	1-0 *	Nebraska (0-2) <i>Neutral: 0-2</i>	Nebraska-Omaha (3-1) <i>Neutral: 3-1</i>	Northern Iowa (10-9) <i>Home: 4-1 Away: 2-2 Neutral: 4-6</i>	3/15/05	W	5-1 #												
4/19/03	L	4-7 *	4/14/24	W	10-1																		
4/24/04	L	3-4	4/14/24	W	14-4 (6)																		
4/24/04	W	3-1	4/15/24	W	13-3 (6)																		
4/25/04	W	4-1	4/12/25	W	11-7 *	3/18/99	L	1-10 #	3/1/98	L	3-10 #												
3/25/05	L	5-8	4/12/25	W	5-4 *	3/17/00	L	2-7 #	3/5/16	W	6-3 #												
3/25/05	W	7-2	4/13/25	W	8-1 *	Nebraska Wesleyan (0-1) <i>Away: 0-1</i>	Nicholls State (2-3) <i>Away: 0-1 Neutral: 2-2</i>	3/16/19	W	14-4 (5) #	4/4/86	W	2-0										
3/26/05	W	3-1	Mount St. Mary's (2-0) <i>Neutral: 2-0</i>	3/3/23	W									5-1 #	3/18/17	L	5-6 #	3/27/93	L	3-4 #	4/12/86	L	1-5 # !
4/1/06	W	8-0 *																					
4/1/06	W	9-1 *																					
4/2/06	W	4-0 *																					
5/5/07	L	1-8	3/4/23	W	1-0 #	3/16/19	W	9-4 #	3/25/94	W	7-2 #	3/28/87	W	7-0									
5/5/07	W	7-4	Murray State (14-20) <i>Home: 9-7 Away: 5-12 Neutral: 0-1</i>	4/17/10	L	1-9	3/17/19	W	3-1 #	3/25/95	W	5-1 #	4/11/87	L	0-1 # !								
5/6/07	W	4-1																					
2/22/08	L	0-2 #																					
4/19/08	W	5-1 *																					
4/19/08	L	0-6 *	Nebraska Wesleyan (0-1) <i>Away: 0-1</i>	4/17/10	W	9-6	1982	L	1-7	3/22/97	W	1-0 #	4/25/87	W	3-1 # !								
4/20/08	W	2-1 *																					
3/19/09	W	1-0																					
3/20/09	W	7-4																					
3/21/09	L	1-2	Nicholls State (2-3) <i>Away: 0-1 Neutral: 2-2</i>	4/18/10	L	4-9	4/16/95	L	0-10 #	3/8/98	W	6-5 *	3/26/88	L	2-5 #								
5/7/09	W	1-0 # +																					
3/20/10	L	2-9 *																					
3/20/10	L	5-7 *																					
4/30/11	W	14-7	North Carolina A&T (3-0) <i>Away: 2-0 Neutral: 1-0</i>	4/28/12	L	7-10	2/23/13	L	7-8 #	3/8/98	W	3-1 *	4/8/88	L	2-6 # !								
4/30/11	W	4-3																					
3/10/12	L	1-3 *																					
3/10/12	W	11-10 *																					
3/11/12	W	9-5 *	North Dakota (0-1)	3/16/13	L	1-8	2/12/22	W	13-5 #	3/6/99	L	2-3 *	3/25/89	W	3-1 #								
4/21/13	L	6-7 *																					
4/21/13	W	5-4 *																					
3/23/14	L	6-7																					
3/23/14	L	4-7	North Dakota (0-1)	5/3/14	L	0-1 *	2/13/22	W	5-2 #	3/27/99	L	1-3 #	4/21/89	W	5-2 #								
4/18/15	W	1-0 *																					
4/18/15	L	1-3 *																					
4/24/16	L	1-6																					
4/24/16	L	0-1	North Dakota (0-1)	5/3/14	L	0-1 *	2/24/24	L	3-5 #	3/6/99	L	2-3 *	3/14/91	W	3-2 #								
4/22/17	L	2-6 *																					
4/22/17	W	6-5 *																					
4/21/18	W	2-0																					
4/21/18	W	4-1 (8)	Northwest Missouri (13-11-1) <i>Home: 1-0 Away: 4-0-1 Neutral: 8-11</i>	4/8/18	W	8-7	2/25/24	L	6-9 #	3/8/90	L	0-4 #	4/26/91	W	10-0								
5/10/18	L	1-4 +																					



SOUTHEAST MISSOURI

2026 SOFTBALL MEDIA GUIDE

#FEELINROWDY

Series Results vs. All Opponents

Ohio State (0-1)

Neutral: 0-1

2/10/24 L 0-13 #

Oklahoma (0-1)

1981 L 2-7

Oklahoma Baptist (0-2)

Away: 0-2

1982 L 2-4

1982 L 6-8

Oklahoma State (0-2)

1981 L 1-11

1981 L 2-4

Olivet College (1-0)

Away: 1-0

3/12/87 W 8-0

Oregon (0-1)

Neutral: 0-1

3/19/99 L 2-9 #

Pittsburg State (4-4)

Home: 1-0 Away: 1-4

Neutral: 2-0

1981 L 3-9

3/10/82 L 3-11

3/10/82 L 1-10

3/13/85 W 5-1 #

4/1/90 W 14-1 #

4/17/90 W 4-0

3/30/91 L 0-1

4/16/91 W 3-1 *

Pittsburgh (0-1)

Neutral: 0-1

3/15/02 L 4-5 #

Portland State (1-0)

Neutral: 1-0

3/20/99 W 9-1 #

Providence (1-0)

Neutral: 1-0

3/14/96 W 2-1 #

Purdue Fort Wayne (3-0)

Home: 1-0 Neutral: 2-0

2/19/10 W 7-4 #

3/10/10 W 4-3 *

2/14/20 W 16-15 (9) #

Quincy (6-1)

Home: 5-1 Neutral: 1-0

4/17/87 L 0-1 *

4/15/88 W 3-2 *

3/31/89 W 11-6 #

4/12/89 W 3-2 *

4/15/89 W 9-2 *

5/5/90 W 7-1 *

4/20/91 W 7-0 *

Quinnipiac (1-0)

Neutral: 1-0

3/10/91 W 7-2 #

Radford (1-0)

Neutral: 1-0

3/11/94 W 7-3 #

Rider (0-1)

Neutral: 1-0

3/17/04 L 1-2 #

Robert Morris (2-0)

Neutral: 2-0

3/9/92 W 8-0 #

3/12/92 W 3-2 #

Sacramento State (1-4)

Away: 0-2 Neutral: 1-2

3/16/99 L 0-1

3/16/99 L 1-6

3/20/99 W 2-1 #

3/17/00 L 2-3 #

3/18/00 L 2-6 #

Sacred Heart (2-1)

Neutral: 2-1

3/8/87 L 0-2 #

3/12/91 W 2-0 #

3/12/05 W 9-0 #

Saginaw Valley State (1-0)

Neutral: 1-0

3/29/85 W 1-0 #

St. Cloud State (0-1)

Neutral: 0-1

3/7/90 L 0-4 #

Saint Joseph's (1-0)

Neutral: 1-0

3/6/89 W 2-0 #

Saint Louis (76-28)

Home: 39-8 Away: 30-15

Neutral: 7-5

1981 W 4-0

1981 L 1-3

3/19/82 W 2-1

4/5/82 L 0-8

1982 L 4-5

1982 W 2-1

4/19/83 W 7-0 *

4/19/83 W 3-0 *

4/19/84 W 8-2 *

4/19/84 W 4-0 *

4/1/85 W 4-0 *

4/1/85 W 10-0 *

4/9/85 W 11-1

4/9/85 W 5-2

3/20/86 W 10-2 *

3/20/86 W 8-5 *

3/31/86 W 10-2

3/31/86 W 8-5

3/20/87 W 2-0 *

3/20/87 W 4-0 *

4/14/87 L 2-3 *

4/14/87 W 10-6 *

4/13/88 W 5-0 *

4/13/88 W 2-1 *

4/25/89 W 7-0 *

4/25/89 W 6-2 *

4/24/90 W

4/24/90 W

4/2/92 W

4/2/92 W

4/11/92 W

4/12/92 W

4/29/92 W

4/29/92 W

4/8/93 L

4/8/93 W

4/16/93 L

4/16/93 W

3/15/94 W

3/15/94 W

4/26/94 W

4/26/94 W

4/6/95 W

4/6/95 W

4/8/96 W

4/8/96 W

3/22/97 W

4/30/97 W

4/30/97 W

3/25/98 W

3/25/98 W

3/27/98 W

3/24/99 W

3/24/99 W

3/26/99 W

3/13/00 W

3/13/00 W

4/18/01 L

4/18/01 W

4/29/03 L

3/30/04 L

3/30/04 L

4/14/05 W

4/14/05 L

3/4/06 W

5/9/04 L

4/4/06 W

4/17/07 W

4/17/07 W

3/2/08 W

4/17/08 W

4/17/08 W

3/7/09 W

4/15/09 W

4/15/09 W

3/5/10 L

5/5/10 L

5/5/10 W

3-2 *

10-0 *

14-0

7-0

1-0 #

2-1 #

1-0 *

7-6 *

2-3

9-2

3-8 *

3-0 *

6-0 *

9-2 *

10-0

9-4

14-1 *

10-0 *

8-0

6-0

7-4 #

9-0 *

7-0 *

5-2

12-1

10-1 #

6-2 *

11-0 *

5-0 #

10-3

5-3

1-2 *

11-3 *

2-4 *

1-2

4-6

8-3 *

3-7

8-4 #

0-3

9-0

4-3 *

6-4 *

7-3 *

6-0

2-1

1-0 #

9-5 *

5-4 *

2-10 #

1-9

6-3

3/5/11 L

5/4/11 W

5/4/11 L

3/3/12 L

5/1/12 L

5/1/12 W

5/1/13 L

3/1/14 L

4/23/14 L

4/23/14 W

2/27/15 L

4/22/15 L

4/22/15 W

3/6/16 L

4/13/16 L

4/13/16 L

3/5/17 L

3/5/17 L

4/25/18 W

4/25/18 W

4/17/19 W

5/1/19 W

3/24/21 W

4/14/21 W

2/19/23 W

2/19/23 W

Saint Peter's (1-0)

Neutral: 1-0

3/12/05 W 4-0 #

Samford (6-12)

Home: 4-2 Away: 1-8

Neutral: 1-2

4/15/95 L 2-6 #

5/8/04 L 0-2

5/8/04 L 0-2

5/9/04 L 2-3

4/16/05 W 7-0 *

4/16/05 W 2-1 *

4/17/05 L 3-4 *

5/13/05 W 6-5 # +

4/21/06 L 0-1

4/22/06 L 1-2

4/22/06 L 1-2

3/17/07 W 3-1 *

3/17/07 L 2-10 *

3/18/07 W 9-1 *

4/12/08 W 4-3

4/12/08 L 0-8

OVC TOURNAMENT CHAMPIONS | 1994 • 1996 • 1997 • 1998 • 1999 • 2019 • 2024

NCAA TOURNAMENT | 1999 • 2019 • 2024



SOUTHEAST MISSOURI

2026 SOFTBALL MEDIA GUIDE

#FEELINROWDY

Series Results vs. All Opponents

4/13/08	L	1-7	4/27/89	L	2-4 *	3/21/25	L	4-9 *	4/22/80	L	5-9	4/9/97	L	1-3
2/23/13	L	1-2 #	4/27/89	W	7-6 *	3/22/25	L	2-7 *	4/4/81	W	5-2 #	4/9/97	L	4-9
Sam Houston			5/5/90	L	1-2	3/22/25	W	2-1 *	4/8/81	W	5-0 *	3/1/98	L	0-3 #
(0-5)			4/19/91	L	2-4 *	5/8/25	L	4-5 (8) # +	4/8/81	L	1-2 *	3/24/98	L	3-4 *
<i>Neutral: 0-5</i>			5/4/91	W	4-1	5/9/25	L	3-6 # +	4/14/81	W	6-4	3/24/98	T	3-3 *
3/10/85	L	3-9 #	5/4/91	L	0-4	South Alabama			4/14/81	W	12-3	3/28/98	W	3-2
3/10/85	L	1-7 #	4/8/09	L	1-6 *	(0-2)			3/30/82	W	1-0 *	3/27/99	W	5-4
3/10/86	L	0-1 #	4/8/09	L	3-12 *	<i>Neutral: 0-2</i>			3/30/82	L	3-4 *	4/7/99	L	4-7
3/10/86	L	1-6 #	3/13/10	W	7-6 #	2/25/11	L	3-8 #	4/6/82	W	3-2	4/7/99	L	1-9
5/9/86	L	0-3 # \$	3/14/10	L	5-6 #	2/14/16	L	2-5 #	4/6/82	L	4-5 (11)	3/25/00	L	0-1
San Jose State			4/22/10	L	2-3	South Carolina State			4/17/82	L	5-8	4/5/00	L	0-8 *
(0-1)			4/22/10	W	3-2	(2-0)			3/29/83	L	0-10	4/5/00	L	1-8 *
<i>Neutral: 0-1</i>			3/12/11	W	11-4	<i>Neutral: 2-0</i>			3/29/83	L	0-5	3/20/01	L	0-5
3/18/99	L	4-5 #	3/12/11	W	8-6	2/21/20	W	16-3 #	4/15/83	W	5-3	3/20/01	W	4-0
Siena			3/13/11	L	1-11	2/23/20	W	2-0 #	4/3/84	L	3-4	4/16/01	L	0-11 *
(1-0)			5/12/11	W	4-3 # +	South Dakota			4/3/84	W	4-0	3/5/02	L	1-7
<i>Home: 1-0</i>			3/25/12	W	4-1 *	(1-0)			4/25/84	W	4-1	3/5/02	L	0-1
3/7/03	W	8-1 *	3/25/12	W	9-8 *	<i>Neutral: 1-0</i>			4/25/84	L	0-4	4/24/02	L	1-3 *
SIU Edwardsville			3/29/13	L	1-11 *	3/18/18	W	10-2 #	4/2/85	L	1-6	3/26/03	L	3-9 *
(36-47)			3/29/13	L	0-13 *	South Dakota State			4/2/85	L	1-6	3/26/03	L	1-5 *
<i>Home: 14-16 Away: 17-25</i>			3/30/13	L	1-9 *	(2-2)			4/24/85	L	0-1	3/25/04	L	1-3
<i>Neutral: 5-6</i>			4/12/14	L	0-10	<i>Neutral: 2-2</i>			4/24/85	L	0-5	3/25/04	L	0-3
1981	L	3-5	4/12/14	L	2-9	2/9/18	W	4-1 #	4/16/86	L	4-5 *	4/6/05	L	0-1 *
1981	W	3-1	4/13/14	L	0-3	2/8/19	W	7-3 #	4/16/86	L	1-2 *	4/6/05	L	1-4 *
1981	W	3-2	3/28/15	L	3-12 *	3/1/24	L	0-9 (5) #	4/23/86	W	1-0	3/7/06	L	0-4
1982	L	1-4	3/28/15	L	0-7 *	3/2/24	L	1-9 (5) #	4/23/86	L	0-3	3/7/06	L	4-8
1982	W	4-1	3/29/15	L	4-8 *	Southeastern Louisiana			4/21/87	L	0-1 *	3/4/09	L	1-2
4/12/83	W	4-3	4/2/16	L	1-2	(2-5)			3/30/88	W	3-1	3/4/09	L	0-6
4/12/83	L	1-6	4/2/16	L	4-5	<i>Away: 2-5</i>			3/30/88	L	0-7	3/9/11	L	0-10 *
4/5/83	W	4-2	4/3/16	L	3-5	2/27/15	W	10-8	5/3/89	W	1-0 *	4/25/12	L	6-7
4/16/83	L	0-1	4/14/17	L	0-4	3/16/16	L	1-7	5/3/89	W	3-0 *	4/25/13	W	14-7 *
4/17/83	L	0-4 *	4/14/17	L	4-5	3/16/16	L	3-4	3/27/90	L	0-4	4/8/15	W	4-3 (10) *
5/3/84	W	3-2	3/18/18	W	10-7 #	2/18/17	W	2-0	3/27/90	L	2-4	3/22/16	L	2-3
5/3/84	W	2-0	4/13/18	W	6-2 *	2/11/22	L	2-6	5/1/91	W	7-1 *	4/12/17	L	1-3 *
4/5/85	W	5-4 #	4/13/18	W	7-5 *	2/12/22	L	5-6	5/1/91	L	0-3 *	4/5/18	L	1-2 (9)
4/18/85	L	1-4 *	5/9/18	L	4-5 +	2/17/24	L	2-10	3/27/92	L	3-5	4/16/19	L	3-9 *
4/18/85	W	2-1 *	4/6/19	W	14-1	Southern Illinois			4/7/92	W	5-4 *	3/16/21	L	2-6
4/19/85	L	1-2 #	4/6/19	L	3-4	(25-72-1)			4/27/92	L	6-5 *	3/31/21	W	5-0 *
5/2/85	L	1-2	4/10/21	W	11-2	<i>Home: 12-22-1</i>			4/27/92	L	3-4	3/28/23	L	6-7
5/2/85	L	0-2	4/11/21	W	4-2	<i>Away: 12-48 Neutral: 1-2</i>			4/6/93	L	3-4 *	4/11/23	W	9-0 (5) *
4/3/87	W	3-0	4/11/21	L	5-6 (8)	Southern Indiana			4/6/93	L	5-7 *	(24-4)		
4/18/87	W	4-3 *	4/30/22	L	4-7	<i>Home: 14-2 Away: 7-2</i>			4/5/94	L	3-6	<i>Neutral: 3-0</i>		
5/1/87	W	3-1 *	5/1/22	L	1-9	<i>Neutral: 12-22-1</i>			4/5/94	L	5-10			
5/1/87	L	3-4 *	5/1/22	L	2-3	<i>Away: 12-48 Neutral: 1-2</i>			3/24/95	L	2-3 (10)			
4/15/88	W	5-0 *	3/10/23	W	4-2 *	4/2/77	L	4-5	3/30/95	L	3-11			
4/29/88	L	1-2	3/10/23	W	3-2 (8) *	4/13/77	L	1-9 *	3/30/95	L	4-9			
4/29/88	L	1-3	3/11/23	W	5-1 *	4/1/78	L	2-3	5/1/96	L	0-3 *			
4/1/89	L	0-2	5/12/23	L	0-4 # +	4/16/78	L	2-6 *	3/1/97	L	8-1 *			
			3/16/24	W	3-0	4/17/79	L	4-5	3/22/97	W	5-3			
			3/16/24	W	3-2	4/17/79	L	2-3	3/22/97	L	2-4			
			3/17/24	W	7-4									



SOUTHEAST MISSOURI

2026 SOFTBALL MEDIA GUIDE

#FEELINROWDY

Series Results vs. All Opponents

4/3/87	W	11-0 #
4/8/87	W	10-0 *
4/8/87	W	3-1 *
4/25/88	W	4-0
4/25/88	W	11-2
3/18/90	L	0-3 *
3/18/90	W	4-1 *
4/8/90	W	3-1 #
3/21/91	W	3-0 *
3/21/91	W	10-3 *
4/23/91	W	5-4 *
4/23/91	W	8-1 *
3/25/23	W	8-5 *
3/26/23	W	11-0 (5) *
3/26/23	W	5-4 *
3/29/24	L	1-2
3/29/24	W	6-0
3/30/24	L	4-5
4/26/25	W	4-1 *
4/27/25	L	3-4 *
4/27/25	W	10-0 (5) *

Southern Mississippi (1-0)

<i>Neutral: 1-0</i>		
2/13/20	W	7-0 #

Southwest Baptist (5-7)

<i>Home: 3-3 Neutral: 2-4</i>		
4/6/87	W	4-2 *
4/11/87	W	8-1 *
4/4/88	L	4-5 *
4/10/88	L	2-3 #
4/23/88	L	0-3 #
4/7/89	W	5-0 #
3/31/90	L	0-1 #
4/17/90	L	1-8 *
4/29/90	L	1-4 #
3/30/91	L	4-5 *
4/12/91	W	3-1 #
4/16/91	W	10-5 *

Southwest Louisiana (0-2)

<i>Neutral: 0-2</i>		
4/17/94	L	1-2 (10) #
4/14/95	L	1-6 #

Stephen F. Austin (1-2)

<i>Neutral: 1-2</i>		
3/11/86	L	0-1 #
3/11/86	W	3-1 #
5/9/86	L	0-2 #

Stony Brook (2-0)

<i>Neutral: 2-0</i>		
2/9/24	W	7-5 #
2/11/24	W	5-4 #

Syracuse (0-2)

<i>Neutral: 0-2</i>		
3/25/00	L	1-3 #
2/17/24	L	0-3 #

Tarkio College (2-0)

<i>Home: 2-0</i>		
3/17/86	W	1-0 *
3/17/86	W	3-0 *

Tarleton State (1-1)

<i>Neutral: 1-1</i>		
3/1/25	L	3-9 #
3/2/25	W	7-5 (10) #

Temple (4-1)

<i>Neutral: 4-1</i>		
3/9/92	L	0-3 #
3/12/92	W	3-2 #
3/8/93	W	7-2 #
3/7/94	W	4-1 #
3/7/95	W	6-3 #

Tennessee (0-2)

<i>Away: 0-2</i>		
2/20/21	L	0-7
2/20/21	L	3-5

Tennessee State (71-14)

<i>Home: 40-6 Away: 26-8</i>		
<i>Neutral: 5-0</i>		

3/18/94	W	11-0
3/18/94	W	12-1
4/13/94	W	18-0 *
4/13/94	W	9-1 *
3/18/95	W	7-1
3/18/95	W	16-1
4/2/95	W	10-0 *
4/2/95	W	10-2 *
4/5/96	W	7-1 *
4/5/96	W	15-0 *
4/6/96	W	8-0 *
5/4/96	W	8-0 # +
4/6/97	W	11-1 *
4/6/97	W	2-0 *
4/5/98	W	8-0 *
4/5/98	W	11-0 *
4/10/99	L	0-3
4/10/99	W	6-2
4/14/00	W	8-0
5/7/00	W	11-3 *
5/7/00	W	12-0 *
3/30/01	W	12-3
4/13/01	W	7-4 *
4/13/01	W	9-1 *
5/4/01	W	1-0 # +
3/29/02	L	6-7
3/29/02	W	15-7
4/1/02	W	9-3 *
3/29/03	W	4-3 *
3/29/03	W	4-0 *
3/30/03	L	4-10 *
4/3/04	W	9-1 *
4/3/04	W	8-0 *
4/4/04	W	3-0 *
4/2/05	W	9-1
4/3/05	W	14-0
4/3/05	L	1-3
4/8/06	W	6-4 *
4/8/06	W	1-0 *
4/9/06	W	15-2 *
3/24/07	L	0-2
3/24/07	L	3-4
3/25/07	W	1-0
4/5/08	L	2-3 *
4/5/08	W	5-2 *
4/6/08	W	6-3 *
5/2/09	W	9-1
5/2/09	W	4-3

5/3/09	W	8-7
4/9/10	W	9-0 *
4/9/10	L	4-6 *
4/10/10	W	7-5 *
4/9/11	W	5-3
4/9/11	W	6-5
4/10/11	W	10-0
4/21/12	W	2-0 *
4/21/12	W	12-4 *
4/22/12	W	6-2 *
3/24/13	W	4-0
4/6/14	L	1-3 *
4/6/14	L	3-4 *
4/3/15	W	7-2
4/3/15	W	12-4
3/26/16	W	7-2 *
3/26/16	W	9-0 *
2/11/17	W	9-1 #
4/29/17	W	5-3
4/29/17	W	4-1
4/28/18	W	16-8 *
4/28/18	W	9-0 *
3/23/19	W	8-0
3/23/19	W	11-1 (6)
3/19/22	W	9-1 *
3/20/22	W	6-0 *
3/20/22	W	11-3 *
3/18/23	L	0-3
3/18/23	W	9-2
5/12/23	W	4-2 # +
3/23/24	L	3-4 *
3/23/24	W	11-2 (5) *
3/24/24	W	7-4 *
5/9/24	W	9-2 + #
5/3/25	W	5-2
5/4/25	L	8-9 (8)
5/4/25	L	2-4

Tennessee Tech (57-54)

<i>Home: 21-19 Away: 22-33</i>		
<i>Neutral: 14-2</i>		

4/3/92	L	0-1
4/3/92	W	3-1
4/25/92	W	4-3 *
4/25/92	W	7-4 *
3/20/93	L	1-7
3/20/93	W	1-0
3/29/93	W	2-1 *
3/29/93	W	9-4 *
4/24/93	W	4-1 #
3/19/94	L	3-4

3/19/94	L	1-2
3/25/94	W	5-2 #
3/27/94	L	0-2 *
3/27/94	L	3-5 *
3/25/95	W	4-1 #
3/26/95	W	3-2 *
3/26/95	W	11-5 *
4/10/95	L	1-3
4/10/95	W	3-1
4/29/95	L	2-8 # +
3/24/96	W	2-0 *
5/5/96	L	3-4 # +
5/5/96	W	5-1 # +
3/29/97	L	1-2
3/29/97	W	7-1
4/14/97	L	1-5 *
4/14/97	W	3-0 *
5/4/97	W	2-0 # +
4/4/98	W	2-0 *
4/4/98	W	3-2 *
5/3/98	W	8-2 # +
4/11/99	L	0-3
4/11/99	W	6-2
5/1/99	W	5-2 # +
4/1/00	W	3-2 *
4/1/00	W	6-0 *
4/2/00	L	2-5 *
5/12/00	W	2-1 # +
3/31/01	L	4-5
3/31/01	L	1-5
4/1/01	W	5-2
4/13/02	L	2-3 *
4/13/02	W	2-0 *
4/14/02	L	0-7 *
4/12/03	W	4-2
4/12/03	L	3-4
4/13/03	L	3-7
5/8/03	L	0-4 +
4/9/04	L	0-7
4/9/04	L	1-3
4/10/04	W	3-1
5/13/04	W	3-0 # +
4/23/05	L	3-6 *
4/24/05	L	1-5 *
4/24/05	L	2-3 *
4/29/06	L	0-1
4/29/06	L	1-9
4/30/06	L	1-2
5/11/06	L	0-8 +
4/28/07	W	9-5 *
4/28/07	L	0-7 *
4/29/07	L	3-8 *

OVC TOURNAMENT CHAMPIONS | 1994 • 1996 • 1997 • 1998 • 1999 • 2019 • 2024

NCAA TOURNAMENT | 1999 • 2019 • 2024



SOUTHEAST MISSOURI

2026 SOFTBALL MEDIA GUIDE

#FEELINROWDY

Series Results vs. All Opponents

3/21/08	W	4-0	Texas A&M	4/12/85	W	1-0 #	4/11/89	W	4-3 *	4/27/02	L	1-5 *
3/21/08	L	1-5	(0-1)	4/26/85	L	0-1 #	3/14/90	W	6-2	5/4/02	L	1-4 # +
3/22/08	L	2-3	<i>Neutral: 0-1</i>	4/27/85	L	1-2 #	3/14/90	W	4-0	4/26/03	W	3-0 *
3/28/09	L	0-13 *	4/11/92	L	0-1 #	4/4/90	W	4-3 *	4/26/03	W	5-4 *	
3/28/09	W	3-2 *		4/14/86	W	3-2 #	4/4/90	W	11-7 *	4/27/03	L	1-5
3/29/09	L	1-6 *	Texas A&M-Corpus Christi	4/26/86	L	1-2 !	4/8/90	L	1-4 #	5/9/03	W	4-3 # +
5/8/09	W	7-1 # +	(1-0)	4/12/87	W	6-0 #	3/19/91	L	0-1	4/27/04	W	5-4 *
5/8/10	L	0-4	<i>Neutral: 1-0</i>	4/20/87	L	2-3 #	3/19/91	L	0-4	4/27/04	L	2-3 *
5/8/10	L	1-2		4/9/88	L	0-2 #	4/2/91	W	9-1	5/13/04	L	6-9 # +
5/9/10	W	2-0	3/18/00	W	0-1	4/22/88	4/2/91	W	4-0	3/19/05	L	0-2
3/19/11	W	6-3 *		4/17/89	W	7-5	3/24/92	L	0-1	3/19/05	L	2-5
3/19/11	W	4-1 *	Texas Tech	4/19/91	W	6-5	3/24/92	W	2-1	3/20/05	W	6-3
3/20/11	L	1-4 *	(1-1)				4/14/92	L	4-5 *	5/12/05	L	2-3 # +
3/31/12	W	6-2	<i>Neutral: 1-1</i>	Tulsa	(0-1)		4/14/92	W	7-1 *	5/13/05	W	4-1 # +
3/31/12	L	1-6	2/27/21	W	5-3 (8)		4/24/92	W	5-0 *	3/25/06	W	2-1 *
4/1/12	L	2-3	2/28/21	L	1-7	<i>Neutral: 0-1</i>	3/29/93	W	6-0	3/25/06	L	1-2 *
4/7/13	L	1-9		3/17/17	L	0-6 #	4/20/93	W	3-2 *	3/26/06	W	3-1 *
4/7/13	L	0-4	Texas Woman's				4/20/93	W	4-3 *	5/11/06	W	3-0 # +
4/19/14	L	0-3	(0-1)	UNC Greensboro	(2-2)		3/22/94	W	8-0	4/21/07	W	3-1
4/19/14	L	3-5	1981	L	1-8	<i>Neutral: 2-2</i>	3/22/94	L	5-6	4/21/07	L	2-4
3/21/15	L	0-3					4/19/94	W	2-0 *	4/22/07	W	6-5
3/21/15	W	6-4	Toledo	3/12/93	L	0-4 #	4/19/94	L	0-2 *	4/26/08	L	2-5 *
4/10/16	L	2-3 *	(1-1)	3/7/94	W	2-1 #	3/22/95	W	3-0	4/26/08	W	6-5 *
4/10/16	W	5-2 *	<i>Neutral: 0-1</i>	3/9/95	W	10-9 #	3/22/95	W	2-1	4/27/08	L	5-7 *
3/25/17	L	2-3	3/14/03	L	2-4 #	3/14/03	4/25/95	L	4-6 *	4/10/09	L	2-8
3/25/17	L	2-3	2/9/19	W	7-5 #		4/25/95	W	3-1 *	4/10/09	L	1-2
3/17/18	W	7-3 #		UNC Wilmington	(1-0)		3/10/96	W	5-0 #	4/11/09	W	4-3
3/23/18	W	5-1 *	Towson	<i>Neutral: 1-0</i>			4/10/96	W	5-3	5/9/09	L	2-3 # +
3/23/18	W	4-3 *	(0-1)	3/10/94	W	8-0 #	4/10/96	W	7-0	5/9/09	L	1-4 # +
4/26/19	W	1-0	<i>Neutral: 0-1</i>				4/16/96	W	7-0 *	5/1/10	L	3-4 *
4/26/19	W	6-5	3/8/08	L	4-5 #		4/16/96	W	11-1 *	5/2/10	L	0-2 *
3/12/21	W	7-0		UNLV	(0-1)		5/4/96	W	1-0 # +	5/2/10	L	1-5 *
3/12/21	W	4-1	Troy	<i>Neutral: 0-1</i>			3/26/97	W	4-0 *	3/30/11	L	1-7 *
3/13/21	W	8-4	(1-3)	2/24/23	L	1-5 #	3/26/97	W	7-2 *	3/30/11	W	5-4 *
3/26/22	L	3-5	<i>Away: 1-1 Neutral: 0-2</i>				5/3/97	W	2-1 # +	4/7/11	L	2-7
3/26/22	L	4-5	5/10/96	L	0-3 #		3/28/98	W	2-0 #	3/21/12	L	4-5
3/27/22	L	0-2	5/10/96	L	0-1 #	UT Arlington	4/14/98	W	8-0	3/21/12	L	1-2
5/12/22	W	6-5 +	2/15/20	W	13-3	(0-1)	4/14/98	L	0-2	3/29/12	L	2-3 *
4/1/23	W	11-0 (5)	2/13/25	L	2-4	<i>Neutral: 0-1</i>	4/6/99	W	8-0 *	5/4/13	L	5-14 *
4/1/23	W	9-1 (5)		2/17/17	L	1-5 #	4/6/99	W	12-5 *	5/4/13	L	9-11 *
4/2/23	W	10-0 (5)	Truman State				5/1/99	W	5-0 +	4/26/14	L	1-6
4/6/24	W	5-3 *	(8-12)	UT Martin	(77-51)		4/11/00	L	0-3 *	4/26/14	L	6-12
4/6/24	W	4-1 *	<i>Home: 2-2 Away: 1-3</i>	<i>Home: 39-18 Away: 30-25</i>			4/11/00	W	4-0 *	2/28/15	L	1-2 #
4/7/24	L	8-10 *	<i>Neutral: 5-7</i>	<i>Neutral: 8-8</i>			5/2/00	W	8-2	3/17/15	W	9-6 *
4/18/25	W	6-3	4/7/79	L	6-7 #		5/2/00	W	1-0	3/17/15	L	3-6 (8) *
4/18/25	W	3-2	4/7/79	L	3-6 #	3/25/86	4/10/01	W	2-0 *	4/16/16	L	0-1
4/19/25	L	5-6	4/24/80	L	2-4 #	3/25/86	4/10/01	W	11-3 *	4/16/16	L	1-3
5/7/25	W	6-0 # +	4/10/82	L	1-4 *	4/3/86	4/25/01	W	3-2	4/17/16	L	0-4
5/9/25	W	7-2 # +	5/1/82	W	5-1 #	4/3/86	4/25/01	W	5-2	5/6/17	W	7-0
			4/17/83	L	3-4 *	3/14/89	4/16/02	L	1-2	5/6/17	L	2-8
			4/7/84	W	3-2 *	3/14/89	4/16/02	W	3-2	4/17/18	L	0-4 *
			4/28/84	W	4-0 *	4/11/89	4/27/02	W	5-1 *	4/17/18	W	1-0 (8) *



SOUTHEAST MISSOURI

2026 SOFTBALL MEDIA GUIDE

#FEELINROWDY

Series Results vs. All Opponents

4/10/19	W	1-0
4/10/19	W	6-0
5/5/21	W	3-1
5/5/21	W	8-0
4/27/22	W	4-3 *
4/27/22	W	5-4 *
5/13/22	W	10-8 +
4/29/23	W	9-3 *
4/30/23	W	9-0 (5) *
4/30/23	W	5-2 *
5/11/23	L	0-7 # +
5/4/24	W	4-0
5/4/24	L	1-3
5/5/24	L	3-6
3/8/25	W	1-0 (10) *
3/8/25	W	6-1 *
3/9/25	L	5-6 *

Utah (0-1)

Neutral: 0-1

3/16/00	L	5-16 #
---------	---	--------

Utah State (0-1)

Neutral: 0-1

3/19/00	L	1-2 #
---------	---	-------

Valparaiso (1-5)

Home: 0-1 Neutral: 1-4

3/18/92	L	7-8 #
3/11/93	L	1-2 #
3/9/94	L	0-2 #
3/13/04	L	5-6 *
2/27/16	W	3-2 #
3/10/17	L	6-8 #

Vermont (1-0)

Neutral: 1-0

3/19/04	W	2-1 #
---------	---	-------

Villanova (0-1)

Neutral: 0-1

5/18/24	L	1-4 \$
---------	---	--------

Wayne State (2-5)

Neutral: 2-5

3/29/85	W	6-2 #
---------	---	-------

4/5/86	L	1-5 #
4/3/87	L	2-3 #
3/31/89	L	1-10
4/7/90	L	1-4 #
3/15/91	W	3-1 #
4/13/91	L	1-2 #

Western Carolina (0-1)

Neutral: 0-1

2/26/16	L	0-8 #
---------	---	-------

Western Illinois (7-2-1)

Home: 3-0 Away: 3-1

Neutral: 1-1-1

3/25/83	L	0-4
3/2/97	T	4-4 #
2/24/12	L	4-12 #
2/25/18	W	2-1 #
4/26/24	W	6-0 *
4/26/24	W	9-1 (5) *
4/27/24	W	8-1 *
3/14/25	W	16-5
3/14/25	W	15-4 (5)
3/15/25	W	9-3

Western Kentucky (2-9)

Home: 0-1 Away: 0-6

Neutral: 2-2

3/24/00	W	8-1 #
3/3/01	L	1-10 #
3/6/04	L	0-10
3/19/07	L	8-10
3/20/07	L	1-3
2/25/11	L	5-8 #
3/21/13	L	3-10
2/28/16	W	8-3
2/19/22	L	3-4
2/20/22	L	4-5
2/14/25	L	1-6 #

Western Michigan (3-0)

Neutral: 3-0

3/9/88	W	9-0 #
2/25/18	W	8-7 #
2/25/23	W	4-1 #

West New England (1-0)

Neutral: 1-0

3/8/87	W	13-1 #
--------	---	--------

Wichita State (1-2)

Away: 1-0 Neutral: 0-2

1982	W	4-0
2/15/19	L	0-8 (5) #
3/13/22	L	0-14 #

William Woods (2-3)

Home: 0-2 Away: 2-1

1981	W	2-1
1981	W	3-1
1982	L	0-10
4/15/84	L	0-1 *
4/20/85	L	0-1 *

Williams Baptist (2-0)

Home: 2-0

4/22/11	W	4-1 *
4/22/11	W	5-2 *

Winthrop (0-1)

Away: 0-1

3/16/03	L	1-4
---------	---	-----

Wisconsin (0-2)

Away: 0-1 Neutral: 0-1

3/25/83	L	2-3
3/23/01	L	0-9 #

Wright State (1-0)

Home: 1-0

3/22/05	W	10-6 *
---------	---	--------

Xavier (1-0)

Neutral: 1-0

4/20/84	W	3-1 #
---------	---	-------

Yale (2-0)

Neutral: 2-0

3/17/98	W	6-1 #
3/16/05	W	3-0 #

* - Game played in Cape

Girardeau, Mo.

- Game played at

neutral site

\$ - NCAA Tournament

Game

! - MIAA Tournament

+ - OVC Tournament

OVC TOURNAMENT CHAMPIONS | 1994 • 1996 • 1997 • 1998 • 1999 • 2019 • 2024

NCAA TOURNAMENT | 1999 • 2019 • 2024



SOUTHEAST MISSOURI

2026 SOFTBALL MEDIA GUIDE

#FEELINROWDY

Series Records vs. All Opponents

Opponent	W	L	I	First Meeting	Last Meeting	Dayton	1	0	0	Mar. 5, 2022	Mar. 5, 2022
Abilene Christian	1	0	0	Feb. 15, 2019	Feb. 15, 2019	DePaul	0	4	0	May 8, 1997	May 7, 1998
Akron	3	0	0	Apr. 18, 1986	Feb. 26, 2023	Detroit-Mercy	4	1	0	Mar. 10, 1989	Mar. 17, 2019
Alabama A&M	4	0	0	Feb. 23, 2007	Feb. 11, 2022	Drake	0	5	0	Mar. 8, 2003	Feb. 23, 2019
Alabama State	5	2	0	Feb. 13, 2015	Feb. 15, 2025	East Carolina	1	2	0	Apr. 15, 1994	May 21, 1999
Alcorn State	4	0	0	Feb. 24, 2006	Feb. 25, 2017	Eastern Illinois	53	43	0	Apr. 26, 1983	Mar. 28, 2025
American International	1	0	0	Mar. 14, 1991	Mar. 14, 1991	Eastern Kentucky	42	39	0	Apr. 4, 1993	May 15, 2021
Appalachian State	0	1	0	Feb. 20, 2010	Feb. 20, 2010	Elmhurst College	2	0	0	Mar. 26, 1986	Mar. 26, 1986
Arkansas-Pine Bluff	2	0	0	Feb. 22, 2008	Mar. 12, 2025	Elon	0	2	0	Mar. 18, 2009	Mar. 18, 2009
Arkansas	2	13	0	Mar. 13, 2010	May 17, 2024	Emporia State	2	0	0	Mar. 12, 1986	Mar. 12, 1986
Arkansas State	5	0	0	Apr. 14, 1984	Apr. 19, 1986	Evansville	43	33	0	1982	Feb. 23, 2018
Army	2	2	0	Mar. 11, 1987	Mar. 9, 1989	Fairfield	3	0	0	Mar. 6, 1989	Mar. 15, 1996
Ashland	2	0	0	Mar. 9, 1987	Mar. 10, 1988	Fairleigh Dickinson	1	0	0	Feb. 16, 2019	Feb. 16, 2019
Auburn	0	5	0	Feb. 13, 2021	Feb. 24, 2024	Florida Atlantic	1	2	0	Mar. 9, 1995	Mar. 2, 2024
Austin Peay	74	26	0	Mar. 3, 1989	Apr. 16, 2022	Florida Gulf Coast	0	1	0	Mar. 7, 2008	Mar. 7, 2008
Ball State	2	3	0	Mar. 30, 1984	Feb. 26, 2016	Florida International	1	1	0	Feb. 9, 2024	Feb. 10, 2024
Barry University	1	0	0	May 13, 1989	May 13, 1989	Florida Southern	2	7	0	May 8, 1987	May 12, 1991
Bellarmino	0	1	0	Feb. 18, 2022	Feb. 18, 2022	Florissant Valley	2	0	0	1981	1981
Belleville Junior College	2	0	0	1982	1982	Fordham	1	1	0	Mar. 16, 1998	Mar. 20, 2004
Belmont	21	14	0	Mar. 5, 2004	May 13, 2022	Furman	1	0	0	Apr. 14, 1995	Apr. 14, 1995
Benedictine	1	0	0	1981	1981	Gardner-Webb	1	0	0	Mar. 16, 2002	Mar. 16, 2002
Bethune-Cookman	1	1	0	Mar. 7, 2008	Mar. 9, 2008	George Mason	3	0	0	Apr. 16, 1994	Mar. 16, 2005
Birmingham Southern	0	1	0	Mar. 16, 2002	Mar. 16, 2002	George Washington	1	0	0	Mar. 15, 2005	Mar. 15, 2005
Bloomsburg	0	3	0	Mar. 6, 1988	Mar. 10, 1990	Georgia College	2	0	0	Mar. 3, 1990	Mar. 3, 1990
Boston College	0	1	0	Mar. 13, 1992	Mar. 13, 1992	Georgia State	1	0	0	Mar. 3, 1992	Mar. 3, 1992
Bowling Green	0	2	0	Mar. 7, 2013	Mar. 9, 2013	Georgia Tech	2	1	0	Apr. 14, 1995	Mar. 14, 2017
Bradley	5	4	0	Apr. 12, 1980	Mar. 12, 2024	Grambling State	8	0	0	Feb. 10, 2012	Feb. 22, 2020
Bryant	2	0	0	Mar. 6, 2020	Mar. 7, 2020	Grand Valley State	6	1	0	Apr. 5, 1986	Mar. 7, 1990
Buffalo	1	0	0	Feb. 19, 2017	Feb. 19, 2017	Grandview	1	0	0	1981	1981
California	0	2	0	Mar. 14, 1997	Mar. 23, 2001	Green Bay	3	1	0	Mar. 11, 1993	Mar. 16, 1998
California (Pa.)	0	1	0	Mar. 16, 1991	Mar. 16, 1991	Greenville	0	1	0	Apr. 4, 1986	Apr. 4, 1986
Campbell	1	0	0	Mar. 10, 1994	Mar. 10, 1994	Harvard	1	1	0	Mar. 7, 1999	Mar. 24, 2000
Centenary	1	1	0	Feb. 14, 2009	Feb. 15, 2009	Hawai'i	0	1	0	Mar. 15, 1997	Mar. 15, 1997
Central Arkansas	3	3	0	Feb. 25, 2007	Mar. 11, 2025	Houston Baptist	2	1	0	Feb. 14, 2014	Feb. 13, 2016
Central Iowa	1	0	0	1982	1982	Howard	1	0	0	Feb. 22, 2020	Feb. 22, 2020
Central Methodist	1	0	0	1982	1982	Illinois-Chicago	1	4	0	Mar. 31, 1984	Mar. 3, 2001
Central Michigan	3	2	0	1981	Feb. 19, 2022	Illinois State	1	5	0	Mar. 14, 1997	Feb. 23, 2025
Central Missouri	13	8	0	May 8, 1981	May 11, 1991	Indiana	1	1	0	Mar. 2, 1997	Mar. 9, 2001
Central Oklahoma	1	2	0	1982	Mar. 25, 1984	Indiana (Pa.)	1	0	0	Mar. 11, 1991	Mar. 11, 1991
Chapman	0	1	0	Mar. 13, 1991	Mar. 13, 1991	Indiana State	17	6	0	Apr. 23, 1983	Feb. 22, 2025
Charleston Southern	1	0	0	Mar. 7, 1992	Mar. 7, 1992	Iona	0	1	0	Mar. 17, 2004	Mar. 17, 2004
Charlotte	0	1	0	Apr. 16, 1994	Apr. 16, 1994	Iowa	2	0	0	1981	Mar. 15, 2022
Chattanooga	1	3	0	Apr. 20, 1996	Feb. 23, 2025	Iowa State	3	5	0	Apr. 3, 1981	Apr. 18, 2023
Cleveland State	1	1	0	Mar. 18, 2004	Mar. 13, 2005	IU Indy (formerly IUPUI)	10	3	0	Mar. 13, 1987	Feb. 22, 2025
Colgate	2	1	0	Mar. 15, 1998	Mar. 13, 2005	Jackson State	7	2	0	Feb. 14, 2008	Feb. 12, 2017
College of Charleston	3	1	0	Mar. 19, 2002	Mar. 5, 2022	Jacksonville State	11	42	0	Mar. 15, 2002	May 14, 2021
Colorado State	0	1	0	Mar. 18, 2004	Mar. 18, 2004	Jarvis Christian	1	0	0	Feb. 11, 2017	Feb. 11, 2017
Columbia	0	1	0	Mar. 14, 2005	Mar. 14, 2005	Kansas	2	5	0	Mar. 19, 1999	Mar. 14, 2022
Coppin State	1	0	0	Mar. 2, 2019	Mar. 2, 2019	Kansas City	11	6	0	Mar. 5, 2005	Mar. 15, 2022
Cornell	0	1	0	Mar. 20, 2004	Mar. 20, 2004	Kennesaw State	0	2	0	Mar. 15, 2017	Feb. 14, 2020
Creighton	3	7	0	Mar. 5, 1995	Mar. 10, 2018	Kent State	0	1	0	Mar. 11, 2001	Mar. 11, 2001
Culver-Stockton	0	1	0	1982	1982	Kentucky	2	2	0	Feb. 28, 1998	Mar. 4, 2018



SOUTHEAST MISSOURI

2026 SOFTBALL MEDIA GUIDE

#FEELINROWDY

Series Reords vs. All Opponents

Kentucky Wesleyan	4	0	0	Apr. 15, 1984	Apr. 19, 1985
Lake Superior State	3	0	0	Mar. 29, 1985	Mar. 8, 1990
Lamar	1	1	0	Mar. 12, 1985	Mar. 12, 1985
LaSalle	1	0	0	Mar. 18, 1993	Mar. 18, 1993
Lewis College	5	2	0	Mar. 27, 1986	Mar. 4, 1990
Liberty	1	0	0	Mar. 20, 1998	Mar. 20, 1998
Lincoln	11	1	0	1982	Apr. 17, 1989
Lindenwood	9	1	0	Apr. 15, 2023	May 8, 2025
Lipscomb	3	6	0	Mar. 4, 2003	Mar. 6, 2022
Lock Haven	1	1	0	Mar. 8, 1988	Mar. 15, 1991
Longwood	1	1	0	Mar. 11, 2008	Mar. 11, 2008
Louisiana	0	4	0	Apr. 17, 1994	May 17, 2019
Louisiana-Monroe	4	9	0	Feb. 17, 2008	Mar. 1, 2025
Louisiana Tech	1	7	0	Apr. 16, 1994	Feb. 12, 2023
Louisville	1	1	0	Mar. 17, 2000	Mar. 10, 2011
Loyola-Chicago	5	5	0	Mar. 7, 1993	Mar. 9, 2017
LSU	0	1	0	Mar. 18, 2017	Mar. 18, 2017
Maine	4	2	0	Mar. 10, 1992	Mar. 10, 2019
Manhattan	1	0	0	Mar. 17, 1998	Mar. 17, 1998
Marshall	1	1	0	Mar. 17, 2003	Mar. 17, 2003
Maryland	1	1	0	Feb. 16, 2024	Feb. 18, 2024
McKendree College	3	1	0	1981	May 1, 1989
McNeese State	0	1	0	Feb. 19, 2010	Feb. 19, 2010
Memphis	4	7	0	Mar. 23, 2006	Feb. 28, 2025
Meramec-St. Louis	1	1	0	1982	1982
Mercer	1	0	0	Mar. 24, 2001	Mar. 24, 2001
Miami (Ohio)	0	1	0	Feb. 24, 2012	Feb. 24, 2012
Middle Tennessee	29	18	0	Apr. 13, 1993	Mar. 15, 2023
Mineral Area CC	1	0	0	1982	1982
Minnesota-Duluth	1	0	0	1981	1981
Mississippi	3	10	0	Mar. 6, 2001	Mar. 5, 2023
Mississippi State	1	7	0	Apr. 14, 1984	Mar. 8, 2020
Mississippi Valley State	3	0	0	Feb. 8, 2013	Mar. 6, 2020
Mississippi Women's	3	1	0	Apr. 17, 1987	Apr. 18, 1990
Missouri	7	34	0	Apr. 18, 2017	Apr. 3, 2024
Missouri Baptist	4	0	0	Apr. 30, 1985	Apr. 30, 2014
Missouri Southern	4	4	0	1981	Apr. 27, 1991
Missouri State	9	30	0	1981	Mar. 3, 2023
Missouri-St. Louis	27	15	0	1978	Mar. 15, 2014
Missouri S&T	16	4	0	Apr. 29, 1982	Apr. 26, 1991
Missouri Western	3	0	0	1981	Apr. 12, 1991
Morehead State	76	22	0	Apr. 22, 2017	Apr. 13, 2025
Mount St. Mary's	2	0	0	Mar. 3, 2023	Mar. 4, 2023
Murray State	14	20	0	Apr. 17, 2019	Apr. 23, 2024
Nebraska	0	2	0	Mar. 18, 1999	Mar. 17, 2000
Nebraska-Omaha	3	1	0	Apr. 1, 1989	Mar. 17, 2019
Nebraska Wesleyan	0	1	0	1982	1982
Nicholls State	2	3	0	1982	Feb. 13, 2022
North Carolina A&T	3	0	0	Mar. 7, 1992	Mar. 17, 2009
North Dakota	0	1	0	1981	1981
North Dakota State	1	1	0	Mar. 18, 2014	Feb. 26, 2021
Northern Colorado	1	0	0	Mar. 15, 2005	Mar. 15, 2005

Northern Illinois	2	1	0	Mar. 1, 1998	Mar. 16, 2019
Northern Iowa	10	9	0	Mar. 27, 1993	Feb. 25, 2024
Northern Kentucky	3	2	0	Mar. 6, 1988	Mar. 8, 1990
Northwest Missouri	13	11	1	1981	Apr. 26, 1991
Northwestern	1	1	0	Mar. 23, 1998	Mar. 23, 1998
Northwestern State	2	3	0	Feb. 26, 2006	Feb. 9, 2013
Ohio	1	2	0	Mar. 21, 1999	Mar. 4, 2018
Ohio State	0	2	0	Feb. 10, 2024	Feb. 10, 2024
Oklahoma	0	1	0	1981	1981
Oklahoma Baptist	0	2	0	1982	1982
Oklahoma State	0	2	0	1981	1981
Olivet College	1	0	0	Mar. 12, 1987	Mar. 12, 1987
Oregon	0	1	0	Mar. 19, 1999	Mar. 19, 1999
Pittsburg State	4	4	0	1981	Apr. 16, 1991
Pittsburgh	0	1	0	Mar. 15, 2002	Mar. 15, 2002
Portland State	1	0	0	Mar. 20, 1999	Mar. 20, 1999
Providence	1	0	0	Mar. 14, 1996	Mar. 14, 1996
Purdue Fort Wayne	3	0	0	Feb. 19, 2010	Feb. 14, 2020
Quincy	6	1	0	Apr. 17, 1987	Apr. 20, 1991
Quinnipiac	1	0	0	Mar. 10, 1991	Mar. 10, 1991
Radford	1	0	0	Mar. 11, 1994	Mar. 11, 1994
Rider	0	1	0	Mar. 17, 2004	Mar. 17, 2004
Robert Morris	2	0	0	Mar. 9, 1992	Mar. 12, 1992
Sacramento State	1	4	0	Mar. 16, 1999	Mar. 18, 2000
Sacred Heart	2	1	0	Mar. 8, 1987	Mar. 12, 2005
Saginaw Valley State	1	0	0	Mar. 29, 1985	Mar. 29, 1985
St. Cloud State	0	1	0	Mar. 7, 1990	Mar. 7, 1990
Saint Joseph's	1	0	0	Mar. 6, 1989	Mar. 6, 1989
Saint Louis	76	28	0	1981	Feb. 19, 2023
Saint Peter's	1	0	0	Mar. 12, 2005	Mar. 12, 2005
Samford	6	12	0	Apr. 15, 1995	Feb. 23, 2013
Sam Houston State	0	5	0	Mar. 10, 1985	May 9, 1986
San Jose State	0	1	0	Mar. 18, 1999	Mar. 18, 1999
Siena	1	0	0	Mar. 7, 2003	Mar. 7, 2003
SIU Edwardsville	36	47	0	1981	May 9, 2025
South Alabama	0	2	0	Feb. 25, 2011	Feb. 14, 2016
South Carolina State	2	0	0	Feb. 21, 2020	Feb. 23, 2020
South Dakota	1	0	0	Mar. 18, 2018	Mar. 18, 2018
South Dakota State	2	2	0	Feb. 9, 2018	Mar. 2, 2024
Southeastern Louisiana	2	5	0	Feb. 27, 2015	Feb. 17, 2024
Southern Illinois	25	72	1	Apr. 2, 1977	Apr. 11, 2023
Southern Indiana	24	4	0	Apr. 18, 1984	Apr. 27, 2025
Southern Mississippi	1	0	0	Feb. 14, 2020	Feb. 14, 2020
Southwest Baptist	5	7	0	Apr. 6, 1987	Apr. 16, 1991
Southwest Louisiana	0	2	0	Apr. 17, 1994	Apr. 14, 1995
Stephen F. Austin	1	2	0	Mar. 11, 1986	May 9, 1986
Stony Brook	2	0	0	Feb. 9, 2024	Feb. 11, 2024
Syracuse	0	2	0	Mar. 25, 2000	Feb. 17, 2024
Tarkio College	2	0	0	Mar. 17, 1986	Mar. 17, 1986
Tarleton State	1	1	0	Mar. 1, 2025	Mar. 2, 2025
Temple	4	1	0	Mar. 9, 1992	Mar. 7, 1995
Tennessee	0	2	0	Feb. 20, 2021	Feb. 20, 2021

OVC TOURNAMENT CHAMPIONS | 1994 • 1996 • 1997 • 1998 • 1999 • 2019 • 2024

NCAA TOURNAMENT | 1999 • 2019 • 2024



SOUTHEAST MISSOURI

2026 SOFTBALL MEDIA GUIDE

#FEELINROWDY

Series Records vs. All Opponents

Tennessee State	71	14	0	Mar. 18, 1994	May 4, 2025
Tennessee Tech	57	54	0	Apr. 3, 1992	May 9, 2025
Texas A&M	0	1	0	Apr. 11, 1992	Apr. 11, 1992
Texas A&M-Corpus Christi	1	0	0	Mar. 18, 2000	Mar. 18, 2000
Texas Tech	1	1	0	Feb. 27, 2021	Feb. 28, 2021
Texas Woman's	0	1	0	1981	1981
Toledo	1	1	0	Mar. 14, 2003	Feb. 9, 2019
Towson	0	1	0	Mar. 8, 2008	Mar. 8, 2008
Troy	1	3	0	May 10, 1996	Feb. 13, 2025
Truman State	8	12	0	Apr. 7, 1979	Apr. 19, 1991
Tulsa	0	1	0	Mar. 17, 2017	Mar. 17, 2017
UNC Greensboro	2	2	0	Mar. 12, 1993	Mar. 14, 2003
UNC Wilmington	1	0	0	Mar. 10, 1994	Mar. 10, 1994
UNLV	0	1	0	Feb. 24, 2023	Feb. 24, 2023
UT Arlington	0	1	0	Feb. 17, 2017	Feb. 17, 2017
UT Martin	77	51	0	Mar. 25, 1986	Mar. 9, 2025
Utah	0	1	0	Mar. 16, 2000	Mar. 16, 2000
Utah State	0	1	0	Mar. 19, 2000	Mar. 19, 2000
Valparaiso	1	5	0	Mar. 18, 1992	Mar. 10, 2017
Vermont	1	0	0	Mar. 19, 2004	Mar. 19, 2004
Villanova	0	1	0	May 18, 2024	May 18, 2024
Wayne State	2	5	0	Mar. 29, 1985	Apr. 13, 1991
Western Carolina	0	1	0	Feb. 26, 2016	Feb. 26, 2016
Western Illinois	7	2	1	Mar. 25, 1983	Mar. 15, 2025
Western Kentucky	2	9	0	Mar. 24, 2000	Feb. 14, 2025
Western Michigan	3	0	0	Mar. 9, 1988	Feb. 25, 2023
West New England	1	0	0	Mar. 8, 1987	Mar. 8, 1987
Wichita State	1	2	0	1982	Mar. 13, 2022
William Woods	2	3	0	1981	Apr. 20, 1985
Williams Baptist	2	0	0	Apr. 22, 2011	Apr. 22, 2011
Winthrop	0	1	0	Mar. 16, 2003	Mar. 16, 2003
Wisconsin	0	2	0	Mar. 25, 1983	Mar. 23, 2001
Wright State	1	0	0	Mar. 22, 2005	Mar. 22, 2005
Xavier	1	0	0	Apr. 20, 1984	Apr. 20, 1984
Yale	2	0	0	Mar. 17, 1998	Mar. 16, 2005

2026 Opponents in **Bold**

Redburn's Records vs. All Opponents (as Division I Head Coach)

Abilene Christian.....	1-0	Loyola-Chicago.....	2-2
Akron.....	1-0	Maine.....	1-0
Alabama A&M.....	3-0	Maryland.....	1-1
Alabama State.....	5-2	Memphis.....	2-0
Alcorn State.....	7-0	Middle Tennessee.....	1-7
Appalachian State.....	1-0	Mississippi.....	1-3
Arkansas.....	2-12	Mississippi State.....	0-2
Arkansas-Pine Bluff.....	1-0	Mississippi Valley State.....	2-1
Auburn.....	0-6	Missouri.....	2-16
Austin Peay.....	14-9	Missouri State.....	9-16
Ball State.....	0-1	Morehead State.....	22-5
Bellarmine.....	0-1	Mount St. Mary's.....	2-0
Belmont.....	16-5	Murray State.....	15-17
Bowling Green.....	1-1	Nicholls.....	2-1
Bradley.....	6-10	North Dakota State.....	1-0
Bryant.....	2-0	North Florida.....	0-1
Buffalo.....	1-0	Northern Illinois.....	3-0
Butler.....	0-1	Northern Iowa.....	5-17
Central Arkansas.....	1-2	Northern Kentucky.....	1-0
Central Michigan.....	2-0	Ohio.....	1-1
Chattanooga.....	1-3	Ohio State.....	0-2
College of Charleston.....	2-0	Omaha.....	2-4
Coppin State.....	1-0	Purdue Fort Wayne.....	1-2
Creighton.....	4-12	Saint Louis.....	11-9
Dayton.....	1-0	Samford.....	0-1
Detroit-Mercy.....	2-1	SIU Edwardsville.....	14-19
Drake.....	4-15	South Alabama.....	0-2
Drexel.....	0-1	South Carolina State.....	2-0
Eastern Illinois.....	15-13	South Dakota.....	1-0
Eastern Kentucky.....	9-10	South Dakota State.....	4-2
Evansville.....	1-0	Southeastern Louisiana.....	3-5
Fairleigh Dickinson.....	1-0	Southeast Missouri.....	7-3
Florida Atlantic.....	0-1	Southern Illinois.....	9-15
Florida International.....	1-1	Southern Indiana.....	6-3
Georgetown.....	0-1	Southern Mississippi.....	1-1
George Washington.....	1-0	Stony Brook.....	2-0
Georgia Tech.....	1-1	Syracuse.....	0-1
Grambling State.....	3-0	Tarleton State.....	1-1
Houston Baptist.....	1-0	Tennessee.....	0-3
Howard.....	1-0	Tennessee State.....	20-4
Illinois State.....	3-11	Tennessee Tech.....	18-9
Indiana.....	1-1	Texas Tech.....	1-4
Indiana State.....	12-7	Toledo.....	1-0
Iowa.....	1-0	Troy.....	1-4
Iowa State.....	0-2	Tulsa.....	0-1
IU Indy (formerly IUPUI).....	3-0	UNC-Greensboro.....	0-1
Jackson State.....	4-0	UNLV.....	0-1
Jacksonville State.....	8-11	UT Arlington.....	0-1
Jarvis Christian College.....	1-0	UTEP.....	1-3
Kansas.....	2-2	UT Martin.....	17-19
Kansas City.....	7-4	Valparaiso.....	1-1
Kennesaw State.....	0-2	Villanova.....	0-1
Kentucky.....	0-3	Virginia Tech.....	0-2
Lindenwood.....	9-1	Western Carolina.....	0-1
Lipscomb.....	2-4	Western Illinois.....	7-2
Louisiana.....	0-2	Western Kentucky.....	2-6
Louisiana-Monroe.....	1-3	Western Michigan.....	2-0
LSU.....	0-1	Wichita State.....	5-12
Louisiana Tech.....	1-5	Wright State.....	0-1
Louisville.....	0-1		



RECORDS

SOUTHEAST MISSOURI REDHAWKS






SOUTHEAST MISSOURI

2026 SOFTBALL MEDIA GUIDE

#FEELINROWDY

Honors & Awards

Southeast Missouri Softball All-Americans



Jayne Creek
First-Team, 1981



Lisa Foster
First-Team, 1989



Traci Eudaley
Second-Team



Karen Hudson
Second-Team, 1991



Alice Marler
Second-Team, 1991



Rachel Anderson
Third-Team, 2019

Southeast Missouri Softball Academic All-Americans



Connie Simmons
1987




Cathy Retherford
1990



Christine Engelhardt
1997, 1998, 1999



Jenny Oermann
1998, 1999



Mykaela Arellanes
Third-Team, 2019



Rachel Anderson
First-Team, 2020

NFCA Midwest Region Coaching Staff of the Year

Southeast Missouri2019

OVC Coach of the Year

Lana Richmond.....1995
Lana Richmond.....1996
Lana Richmond.....1997
Lana Richmond.....1998
Lana Richmond.....2009
Mark Redburn2019
Mark Redburn2021
Mark Redburn2023

OVC Female Athlete of the Year

Kim Palmer.....1996-97
Jenny Oermann.....1998-99

OVC Player of the Year

Lisa Kraxner, C.....1996
Kim Palmer, OF1997
Jenny Oermann, INF.....1999
Jenny Doehring, UT2001
Rachel Anderson, CF.....2019
Aubrie Shore, INF2023

OVC Pitcher of the Year

Sara Reichert1995
Sara Reichert1996
Sara Reichert1998
Rachel Rook.....2021

OVC Freshman of the Year

Megan McDonald, INF.....2005
Rachel Anderson, OF2017

OVC First-Team Selections

Amy Evers, INF1994
Robyn Sitzes, OF1994
Jodi Smith, OF.....1994
Lisa Kraxner, C.....1995
Lesley Mueller, OF1995
Jodi Smith, OF.....1995
Sara Reichert, P.....1995
Lisa Kraxner, INF1996
Jenny Oermann, INF.....1996
Kim Palmer, OF1996
Jodi Smith, OF.....1996
Sara Reichert, P.....1996
Debbie Schmelz, P.....1996
Jenny Oermann, INF.....1997
Chris Shetley, OF1997

Christine Engelhardt, P.....1997
Jenny Oermann, INF.....1998
Kim Palmer, OF1998
Chris Shetley, OF1998
Debbie Schmelz, P.....1998
Jenny Oermann, INF.....1999
Debbie Schmelz, P.....1999
Renee Enos, INF.....2000
Jenny Doehring, UT2000
Renee Enos, INF.....2001
Jenny Doehring, UT2001
Jennifer Cobin, C.....2002
Brooke Nett, INF2003
Kelly Birk, UT2004
Megan McDonald, INF.....2005
Michelle Summers, OF.....2005
Megan McDonald, INF.....2006
Michelle Summers, INF2007
Megan McDonald, INF.....2008
Michelle Summers, INF2008
Carmen Fowler, INF.....2011
Alexis Anderson, OF.....2013
Savannah Carpenter, UT/DP.....2014
Kayla Fortner, OF.....2015
Savannah Carpenter, INF.....2016
Rachel Anderson, OF2017
Rachel Anderson, OF2018
Rachel Anderson, OF2019
Ashley Ellis, INF.....2019
Haley Thogmartin, P2019
Rachel Anderson, OF2021
Ashley Ellis, INF.....2021
Rachel Rook, P.....2021
Kaylee Anderson, OF.....2022
Rachel Rook, P.....2022
Paige Halliwill, OF2023
Delaney Kell, P2023
Aubrie Shore, INF2023
Paige Halliwill, OF2024
Marissa Peek, C.....2024
Sydney Dennis, SS.....2025
Sydney Melton, C2025
Brooklyn Saysoff, 3B.....2025
Madison Winkler, OF2025

OVC Second-Team Selections

Shelly Trieb, INF.....1994
Nicole Mortimer, P1994
Amy Evers, INF1995
Janis Swiderski, INF.....1995
Traci Wren, UT1995
Kelly Heatherington, INF1996



SOUTHEAST MISSOURI

2026 SOFTBALL MEDIA GUIDE

#FEELINROWDY

Honors & Awards

Janis Swiderski, INF.....	1996
Erin Frazier, UT.....	1996
Kendra Williams, INF.....	1997
Tami Hebert, INF.....	1997
Renee Enos, INF.....	1998
Michelle Frank, INF.....	1998
Christine Engelhardt, P.....	1998
Renee Enos, INF.....	1999
Kelsey White, OF.....	1999
Christine Engelhardt, P.....	1999
Brooke Nett, INF.....	2001
Courtney Eklund, OF.....	2001
Brooke Nett, INF.....	2002
Courtney Eklund, OF.....	2002
Kelly Birk, UT.....	2003
Jamie Birk, OF.....	2004
Kelly Birk, UT.....	2005
Lindsay Pickering, OF.....	2006
Stephanie Huffman, UT.....	2006
Megan McDonald, INF.....	2007
Lindsay Pickering, OF.....	2007
Giana Zimmerman, P.....	2009
Nicole Troncoso, INF.....	2009
Jennifer Vasquez, OF.....	2009
Alora Marble, P.....	2011
Renee Kertz, INF.....	2011
Evan Sallis, INF.....	2012
Lindsey Patterson, 1B.....	2015
Sarah Messex, INF.....	2018
Abby Tillotson, C.....	2018
Claudia Gallo, OF.....	2019
Sydney Dennis, INF.....	2023
Alyson Tucker, INF.....	2023
Paytience Holman, P.....	2024
Abigail Rickermann, INF.....	2024
Aubrie Shore, INF.....	2024
Delaney Kell, P.....	2025

OVC All-Newcomer Team Selections

Lauren Bradley, INF.....	2006
Jenn Monaghan, INF.....	2006
Stacia Dopudja, P/INF.....	2007
Giana Zimmerman, P/INF.....	2009
Nicole Troncoso, INF.....	2009
Alora Marble, P.....	2011
Cheyenne Gipson, OF.....	2011
Alexis Anderson, OF.....	2013
Chelsea Smith, C.....	2013
Haylee Krack, INF.....	2014
Madeline Krumrey, P.....	2015
Rachel Anderson, OF.....	2017
Mykaela Arellanes, OF.....	2017

Jillian Anderson, OF.....	2021
Katie Dreiling, DP.....	2021
Paige Halliwill, OF.....	2022
Aubrie Shore, INF.....	2022
Zoe Schulte, OF.....	2023
Maddie Carney, P.....	2024
Madison Winkler, OF.....	2025

OVC Honorable Mention Selections

Amy Evers, INF.....	1996
Ricki DeArmon, OF.....	1998
Emmy Kisaka, INF.....	1999
Emmy Kisaka, INF.....	2000
Jennifer Dippel, P.....	2000
Emmy Kisaka, INF.....	2001
Reagan Hamlin, INF.....	2002

OVC Tournament MVP

Amy Evers, INF.....	1996
Kendra Williams, C.....	1997
Jenny Oermann, INF.....	1998
Kelsey White, OF.....	1999
Mykaela Arellanes, OF.....	2019
Paige Halliwill, OF.....	2024

OVC All-Tournament Team

Julie Davis, INF.....	1994
Gail Salger, INF.....	1994
Leslie Mueller, OF.....	1994
Jodi Smith, OF.....	1994
Nicole Mortimer, UT.....	1994
Kim Staffey, UT.....	1994
Lisa Kraxner, C.....	1995
Lisa Kraxner, C.....	1996
Janis Swiderski, INF.....	1996
Amy Evers, INF.....	1996
Jodi Smith, OF.....	1996
Sara Reichert, P.....	1996
Kendra Williams, C.....	1997
LeeAnn Grynciewicz, INF.....	1997
Kim Palmer, OF.....	1997
Debbie Schmelz, P.....	1997
Jenny Oermann, INF.....	1998
Kim Palmer, OF.....	1998
Chris Shetley, OF.....	1998
Christine Engelhardt, P.....	1998
Jenny Oermann, INF.....	1999
Renee Enos, INF.....	1999
Kelsey White, OF.....	1999
Christine Engelhardt, P.....	1999
Debbie Schmelz, At-Large.....	1999
Courtney Eklund, OF.....	2000

Kelsey White, OF.....	2000
Jenny Doebling, At-Large.....	2000
Emmy Kisaka, At-Large.....	2001
Brooke Nett, INF.....	2002
Brooke Nett, INF.....	2003
Alana Bagby-Leonard, P/INF.....	2003
Alana Bagby-Leonard, INF.....	2004
Lindsay Pickering, OF.....	2004
Victoria Torrez, INF.....	2005
Lindsay Pickering, OF.....	2005
Kelly Birk, UT.....	2005
Lindsey Webb, C.....	2006
Giana Zimmerman, P.....	2009
Jennifer Vasquez, OF.....	2009
Carmen Fowler, INF.....	2009
Alora Marble, P.....	2011
Evan Sallis, OF.....	2011
Shelby Kuryllo, C.....	2011
Mykaela Arellanes, OF.....	2019
Rachel Anderson, OF.....	2019
Haley Thogmartin, P.....	2019
Addison Barnouski, INF.....	2019
Kaylee Anderson, OF.....	2021
Rachel Anderson, OF.....	2021
Ashley Ellis, INF.....	2021
Rachel Rook, P.....	2022
Kynzie Wrigley, INF.....	2022
Kat Sackett, C.....	2023
Sydney Dennis, INF.....	2024
Tatum Gerwitz, OF.....	2024
Paytience Holman, P.....	2024
Sydney Melton, C.....	2025
Madison Winkler, OF.....	2025

OVC Player of the Week

Amy Evers.....	3/22/94
Lisa Kraxner.....	3/20/95
Kelly Heatherington.....	4/24/95
Kim Palmer.....	4/7/97
Chris Shetley.....	4/15/97
Jenny Oermann.....	3/30/98
Chris Shetley.....	4/5/98
Kim Palmer.....	4/13/98
Jenny Oermann.....	3/29/99
Kelsey White.....	4/5/99
Renee Enos.....	4/17/00
Renee Enos.....	4/23/01
Alana Bagby-Leonard.....	3/10/03
Megan McDonald.....	4/11/05
Michelle Summers.....	3/13/06
Michelle Summers.....	3/27/06
Amber Peterson.....	4/2/07

Michelle Summers.....	4/23/07
Lauren Bradley.....	5/7/07
Michelle Summers.....	3/31/08
Alex Ramirez.....	4/27/09
Jennifer Vasquez.....	5/4/09
Renee Kertz.....	2/15/10
Kayla Fortner.....	2/16/15
Kayla Fortner.....	3/23/15
Rachel Anderson.....	2/13/17
Addison Barnouski.....	3/26/18
Rachel Anderson.....	3/18/19
Rachel Anderson.....	4/8/19
Ashley Ellis.....	3/15/21
Ashley Ellis.....	3/29/21
Kynzie Wrigley.....	3/21/22
Kaylee Anderson.....	4/4/22
Paige Halliwill.....	4/11/22
Alyson Tucker.....	3/27/23
Aubrie Shore.....	4/17/23
Marissa Peek.....	3/18/24
Paige Halliwill.....	4/15/24
Paige Halliwill.....	4/29/24
Sydney Dennis.....	3/3/25
Brooklyn Saysoff.....	4/7/25

OVC Pitcher of the Week

Nicole Mortimer.....	4/7/94
Sara Reichert.....	3/27/95
Sara Reichert.....	4/10/95
Sara Reichert.....	4/24/95
Sara Reichert.....	3/25/96
Sara Reichert.....	4/22/96
Debbie Schmelz.....	3/30/98
Debbie Schmelz.....	4/20/98
Debbie Schmelz.....	3/29/99
Christine Engelhardt.....	4/19/99
Jennifer Dippel.....	4/17/00
Jenny Doebling.....	4/24/00
Amy Fahnstock.....	4/4/05
Elaine Fisher.....	5/9/05
Elaine Fisher.....	4/3/06
Stephanie Huffman.....	4/10/06
Giana Zimmerman.....	4/27/09
Giana Zimmerman.....	5/4/09
Whitney Dupuis.....	2/15/10
Haley Thogmartin.....	2/18/19
Haley Thogmartin.....	4/8/19
Haley Thogmartin.....	4/15/19
Rachel Rook.....	5/6/19
Rachel Rook.....	3/22/21
Rachel Rook.....	3/29/21
Rachel Rook.....	2/21/22

OVC TOURNAMENT CHAMPIONS | 1994 • 1996 • 1997 • 1998 • 1999 • 2019 • 2024

NCAA TOURNAMENT | 1999 • 2019 • 2024



SOUTHEAST MISSOURI

2026 SOFTBALL MEDIA GUIDE

#FEELINROWDY

Honors & Awards

Rachel Rook.....	5/9/22
Paytience Holman.....	5/1/23
Paytience Holman.....	4/29/24
Tegan Livesay.....	4/7/25

OVC Medal of Honor

* The OVC Medal of Honor is given annually to the student-athlete(s) who achieve the highest GPA in a Conference-sponsored sport.

Amy Evers.....	1995-96
Lisa Kraxner.....	1995-96
Christine Engelhardt.....	1996-97
Erin Frazier.....	1996-97
Christine Engelhardt.....	1997-98
Kim Palmer.....	1997-98
Christine Engelhardt.....	1998-99
Alisha Liley.....	1998-99
Anne Trieb.....	1998-99
Kelly Birk.....	2001-02
Brooke Nett.....	2001-02
Jamie Birk.....	2003-04
Victoria Torrez.....	2004-05
Melissa Van Velkinburgh.....	2004-05
Lindsey Woodworth.....	2006-07
Megan McDonald.....	2006-07
Lindsey Woodworth.....	2007-08
Whitney Dupuis.....	2009-10
Giana Zimmerman.....	2009-10
Whitney Dupuis.....	2010-11
Taylor Cowan.....	2011-12
Renee Kertz.....	2011-12
Lindsey Patterson.....	2011-12
Summer Burger.....	2012-13
Nicole Deering.....	2013-14
Renee Terry.....	2013-14
Nicole Deering.....	2014-15
Nicole Deering.....	2016-17
Madeline Krumrey.....	2016-17
Mackenzie Long.....	2016-17
Kaylee Anderson.....	2017-18
Mykaela Arellanes.....	2017-18
Madison Harris.....	2017-18
Kaylee Anderson.....	2018-19
Rachel Anderson.....	2018-19
Mykaela Arellanes.....	2018-19
Rachael Donald.....	2018-19
Mackenzie Long.....	2018-19
Rachel Rook.....	2018-19
Kaylee Anderson.....	2019-20
Rachel Anderson.....	2019-20
Alexis Estes.....	2019-20

Anna Griffin.....	2019-20
Abby Rollet.....	2019-20
Katie Dreiling.....	2020-21
Kelby Robinson.....	2020-21
Abby Rollet.....	2020-21
Karsyn Davis.....	2021-22
Kimmy Fleming.....	2021-22
Kileigh Grisham.....	2021-22
Paige Halliwill.....	2021-22
Chelsy Pena.....	2021-22
Kelby Robinson.....	2021-22
Kynzie Wrigley.....	2021-22
Karsyn Davis.....	2022-23
Kileigh Grisham.....	2022-23
Paige Halliwill.....	2022-23
Marissa Peek.....	2022-23
Abigail Rickermann.....	2022-23
Maddie Carney.....	2023-24
Paige Halliwill.....	2023-24
Abigail Rickermann.....	2023-24
Aubrie Shore.....	2023-24
Taryn Coon.....	2024-25
Sophie Schupp.....	2024-25
Aubrie Shore.....	2024-25

OVC Commissioner's Honor Roll

* To be listed on the OVC Commissioner's Honor Roll, recipients must have achieved at least a 3.25 GPA and have been eligible and on the team throughout the competitive season in their chosen NCAA-sponsored sport or sports.

Rebecca Alberson.....	1993-94
Amy Blattel.....	1993-94
Amy Evers.....	1993-94
Kara Heuring.....	1993-94
Amy Johannsen.....	1993-94
Theresa Largent.....	1993-94
Karen Martzenbacher.....	1993-94
Nikki Mortimer.....	1993-94
Lesley Mueller.....	1993-94
Jodi Smith.....	1993-94
Kim Staffey.....	1993-94
Shelly Trieb.....	1993-94
Julie Davis.....	1994-95
Amy Evers.....	1994-95
Erin Frazier.....	1994-95
Amy Johannsen.....	1994-95
Lisa Kraxner.....	1994-95
Karen Matzenbacher.....	1994-95
Nikki Mortimer.....	1994-95

Lesley Mueller.....	1994-95
Jodi Smith.....	1994-95
Traci Wren.....	1994-95
Christine Engelhardt.....	1995-96
Amy Evers.....	1995-96
Erin Frazier.....	1995-96
Lisa Kraxner.....	1995-96
Jill Lekovich.....	1995-96
Karen Matzenbacher.....	1995-96
Karen Noel.....	1995-96
Jenny Oermann.....	1995-96
Ashley Roberts.....	1995-96
Debbie Schmelz.....	1995-96
Jodi Smith.....	1995-96
Janis Swiderski.....	1995-96
Ann Wilson.....	1995-96
Christine Engelhardt.....	1996-97
Erin Frazier.....	1996-97
Karen Matzenbacher.....	1996-97
Karen Noel.....	1996-97
Jenny Oermann.....	1996-97
Kim Palmer.....	1996-97
Debbie Schmelz.....	1996-97
Ann Wilson.....	1996-97
Christine Engelhardt.....	1997-98
Erin Frazier.....	1997-98
Alisha Liley.....	1997-98
Jenny Oermann.....	1997-98
Kim Palmer.....	1997-98
Debbie Schmelz.....	1997-98
Anne Trieb.....	1997-98
Christine Engelhardt.....	1998-99
Jenni Gaines.....	1998-99
Tami Hebert.....	1998-99
Emmy Kisaka.....	1998-99
Alisha Liley.....	1998-99
Jenny Oermann.....	1998-99
Debbie Schmelz.....	1998-99
Anne Trieb.....	1998-99
Kelsey White.....	1998-99
Jennifer Cobin.....	1999-00
Michelle Frank.....	1999-00
Tami Hebert.....	1999-00
Emmy Kisaka.....	1999-00
Renee Mueller.....	1999-00
Brooke Nett.....	1999-00
Dawn Piantino.....	1999-00
Sheryn Queen.....	1999-00
Jessica Broyles.....	2000-01
Kathryn Cerneka.....	2000-01
Jenny Doehring.....	2000-01
Reagan Hamlin.....	2000-01

Kristen King.....	2000-01
Emmy Kisaka.....	2000-01
Brooke Nett.....	2000-01
Dawn Piantino.....	2000-01
Kemi Rampi.....	2000-01
Amy Thompson.....	2000-01
Jamie Birk.....	2001-02
Kelly Birk.....	2001-02
Kathryn Cerneka.....	2001-02
Jennifer Cobin.....	2001-02
Shelley Conroy.....	2001-02
Reagan Hamlin.....	2001-02
Kristen King.....	2001-02
Emmy Kisaka.....	2001-02
Christine Knobbe.....	2001-02
Brooke Nett.....	2001-02
Dawn Piantino.....	2001-02
Kemi Rampi.....	2001-02
Amy Thompson.....	2001-02
Rachel Van Fleet.....	2001-02
Jamie Birk.....	2002-03
Kelly Birk.....	2002-03
Kathryn Cerneka.....	2002-03
Marie Coode.....	2002-03
Katie Hacker.....	2002-03
Jessica Hunter.....	2002-03
Leigh Ann Lunsford.....	2002-03
Amy Murphy.....	2002-03
Brooke Nett.....	2002-03
Kemi Rampi.....	2002-03
Amy Thompson.....	2002-03
Melissa Van Velkinburgh.....	2002-03
Jamie Birk.....	2003-04
Kelly Birk.....	2003-04
Marie Coode.....	2003-04
Florence Davison.....	2003-04
Stacey DeClue.....	2003-04
Jessica Hunter.....	2003-04
Stephanie Mata.....	2003-04
Amy Thompson.....	2003-04
Victoria Torrez.....	2003-04
Rachel Van Fleet.....	2003-04
Melissa Van Velkinburgh.....	2003-04
Kelly Birk.....	2004-05
Stephanie Huffman.....	2004-05
Stephanie Mata.....	2004-05
Katie Otterness.....	2004-05
Victoria Torrez.....	2004-05
Rachel Van Fleet.....	2004-05
Melissa Van Velkinburgh.....	2004-05
Lindsey Woodworth.....	2004-05
Stephanie Huffman.....	2005-06



SOUTHEAST MISSOURI

2026 SOFTBALL MEDIA GUIDE

#FEELINROWDY

Honors & Awards

Stephanie Mata.....2005-06	Renee Terry.....2011-12	Rachel Anderson.....2017-18	Kaylee Anderson.....2020-21
Megan McDonald.....2005-06	Jamie Woodworth.....2011-12	Mykaela Arellanes.....2017-18	Rachel Anderson.....2020-21
Lindsay Pickering.....2005-06	Leah Becker.....2012-13	Addison Barnouski.....2017-18	Karsyn Davis.....2020-21
Jessica Rosencrants.....2005-06	Summer Burger.....2012-13	Randi Dae Conway.....2017-18	Marisa Davis.....2020-21
Chloe Tubbs.....2005-06	Savannah Carpenter.....2012-13	Rachael Donald.....2017-18	Katie Dreiling.....2020-21
Lindsey Webb.....2005-06	Hannah Durham.....2012-13	Alexis Estes.....2017-18	Ashley Ellis.....2020-21
Lindsey Woodworth.....2005-06	Taylor Cowan.....2012-13	Claudia Gallo.....2017-18	Anna Griffin.....2020-21
Stephanie Mata.....2006-07	Elysia Mesa.....2012-13	Madison Harris.....2017-18	Kileigh Grisham.....2020-21
Megan McDonald.....2006-07	Lindsey Patterson.....2012-13	Mackenzie Long.....2017-18	Amanda Hansen.....2020-21
Katie Otterness.....2006-07	Chelsea Smith.....2012-13	Danina Marton.....2017-18	Danina Marton.....2020-21
Lindsey Woodworth.....2006-07	Renee Terry.....2012-13	Brooke Rheinecker.....2017-18	Chelsy Pena.....2020-21
Stacia Dopudja.....2007-08	Jamie Woodworth.....2012-13	Rachel Rook.....2017-18	Abigail Rickermann.....2020-21
Whitney Dupuis.....2007-08	Summer Burger.....2013-14	Haley Thogmartin.....2017-18	Kelby Robinson.....2020-21
Carmen Fowler.....2007-08	Nicole Deering.....2013-14	Abby Tillotson.....2017-18	Abby Rollet.....2020-21
Megan McDonald.....2007-08	Aubrey Denno.....2013-14	Claire Wernig.....2017-18	Rachel Rook.....2020-21
Kaie Otterness.....2007-08	Rachael Duncan.....2013-14	Kaylee Anderson.....2018-19	Alyson Tucker.....2020-21
Lindsey Woodworth.....2007-08	Kelsey Gass.....2013-14	Rachel Anderson.....2018-19	Kimmy Wallen.....2020-21
Stefanie Barnes.....2008-09	Lindsey Patterson.....2013-14	Mykaela Arellanes.....2018-19	Kynzie Wrigley.....2020-21
Tiffany Blanco.....2008-09	KC Saxe.....2013-14	Parker Bandy.....2018-19	Tori Bradley.....2021-22
Lauren Bradley.....2008-09	Renee Terry.....2013-14	Addison Barnouski.....2018-19	Karsyn Davis.....2021-22
Whitney Dupuis.....2008-09	Meaghan Touchette.....2013-14	Randi Dae Conway.....2018-19	Marisa Davis.....2021-22
Renee Kertz.....2008-09	Nicole Deering.....2014-15	Rachael Donald.....2018-19	Kimmy Fleming.....2021-22
Alex Ramirez.....2008-09	Aubrey Denno.....2014-15	Ashley Ellis.....2018-19	Tatum Gerwitz.....2021-22
Shelby Stein.....2008-09	Leah Duffe.....2014-15	Alexis Estes.....2018-19	Kileigh Grisham.....2021-22
Nicole Troncoso.....2008-09	Riley Hayes.....2014-15	Claudia Gallo.....2018-19	Paige Halliwill.....2021-22
Sirena Watkins.....2008-09	Madeline Krumrey.....2014-15	Anna Griffin.....2018-19	Paytience Holman.....2021-22
Giana Zimmerman.....2008-09	Taylor McDannold.....2014-15	Madison Harris.....2018-19	Sydney Melton.....2021-22
Stefanie Barnes.....2009-10	Lindsey Patterson.....2014-15	Mackenzie Long.....2018-19	Chelsy Pena.....2021-22
Whitney Dupuis.....2009-10	Darby Pruett.....2014-15	Danina Marton.....2018-19	Abigail Rickermann.....2021-22
Carmen Fowler.....2009-10	Meaghan Touchette.....2014-15	Sarah Messex.....2018-19	Kelby Robinson.....2021-22
Renee Kertz.....2009-10	Claire Wernig.....2014-15	Chelsy Pena.....2018-19	Rachel Rook.....2021-22
Christina Scudder.....2009-10	Jamie Woodworth.....2014-15	Payton Pierce.....2018-19	Emma Rote.....2021-22
Nicole Troncoso.....2009-10	Nicole Deering.....2015-16	Brooke Rheinecker.....2018-19	Kat Sackett.....2021-22
Giana Zimmerman.....2009-10	Madeline Krumrey.....2015-16	Rachel Rook.....2018-19	Alyson Tucker.....2021-22
Stefanie Barnes.....2010-11	Mackenzie Long.....2015-16	Haley Thogmartin.....2018-19	Kynzie Wrigley.....2021-22
Alene Bethel.....2010-11	Mykaela Arellanes.....2016-17	Leaha Wininger.....2018-19	Brittany Affolter.....2022-23
Taylor Cowan.....2010-11	Parker Bandy.....2016-17	Kaylee Anderson.....2019-20	Jillian Anderson.....2022-23
Whitney Dupuis.....2010-11	Randi Dae Conway.....2016-17	Rachel Anderson.....2019-20	Tori Bradley.....2022-23
Renee Kertz.....2010-11	Nicole Deering.....2016-17	Addison Barnouski.....2019-20	Karsyn Davis.....2022-23
Shelby Kuryllo.....2010-11	Aubrey Denno.....2016-17	Karsyn Davis.....2019-20	Sydney Dennis.....2022-23
Alora Marble.....2010-11	Rachael Donald.....2016-17	Rachael Donald.....2019-20	Kimmy Fleming.....2022-23
Shelby Stein.....2010-11	Ashley Ellis.....2016-17	Ashley Ellis.....2019-20	Tatum Gerwitz.....2022-23
Kaitlin Wallace.....2010-11	Claudia Gallo.....2016-17	Alexis Estes.....2019-20	Kileigh Grisham.....2022-23
Stefanie Barnes.....2011-12	Madison Harris.....2016-17	Claudia Gallo.....2019-20	Paige Halliwill.....2022-23
Alene Bethel.....2011-12	Madeline Krumrey.....2016-17	Anna Griffin.....2019-20	Sydney Melton.....2022-23
Shea Cothren.....2011-12	Mackenzie Long.....2016-17	Danina Marton.....2019-20	Marissa Peek.....2022-23
Taylor Cowan.....2011-12	Brooke Rheinecker.....2016-17	Chelsy Pena.....2019-20	Abigail Rickermann.....2022-23
Cheyenne Gipson.....2011-12	Brittany Stevens.....2016-17	Abby Rollet.....2019-20	Kat Sackett.....2022-23
Renee Kertz.....2011-12	Haley Thogmartin.....2016-17	Rachel Rook.....2019-20	Aubrie Shore.....2022-23
Katy McAllister.....2011-12	Abby Tillotson.....2016-17	Kimmy Wallen.....2019-20	Alyson Tucker.....2022-23
Lindsey Patterson.....2011-12	Claire Wernig.....2016-17	Leaha Wininger.....2019-20	Kynzie Wrigley.....2022-23
Shelby Stein.....2011-12	Kaylee Anderson.....2017-18	Jillian Anderson.....2020-21	Brittany Affolter.....2023-24

OVC TOURNAMENT CHAMPIONS | 1994 • 1996 • 1997 • 1998 • 1999 • 2019 • 2024

NCAA TOURNAMENT | 1999 • 2019 • 2024



SOUTHEAST MISSOURI

2026 SOFTBALL MEDIA GUIDE

#FEELINROWDY

Honors & Awards

Hailey Burnett.....	2023-24
Maddie Carney.....	2023-24
Sydney Dennis.....	2023-24
Tatum Gerwitz.....	2023-24
Paige Halliwill.....	2023-24
Tegan Livesay.....	2023-24
Gracie Luna.....	2023-24
Sydney Melton.....	2023-24
Marissa Peek.....	2023-24
Abigail Rickermann.....	2023-24
Abby Robbins.....	2023-24
Kat Sackett.....	2023-24
Brooklyn Saysoff.....	2023-24
Zoe Schulte.....	2023-24
Sophie Schupp.....	2023-24
Aubrie Shore.....	2023-24
Willow Van Haren.....	2023-24
Kinley Wilkins.....	2023-24
Brittany Affolter.....	2024-25
Tori Bradley.....	2024-25
Hailey Burnett.....	2024-25
Maddie Carney.....	2024-25
Taryn Coon.....	2024-25
Sydney Dennis.....	2024-25
Tatum Gerwitz.....	2024-25
Tegan Livesay.....	2024-25
Gracie Luna.....	2024-25
Addisyn Martinie.....	2024-25
Sydney Melton.....	2024-25
Selby Patberg.....	2024-25
Abby Robbins.....	2024-25
Sophie Schupp.....	2024-25
Aubrie Shore.....	2024-25
Elliott Stinson.....	2024-25
Mary Tutwiler.....	2024-25
Willow Van Haren.....	2024-25
Kinley Wilkins.....	2024-25

OVC Team Sportsmanship Award

Southeast Missouri.....2005-06

CoSIDA Academic All-America First-Team Selections

Christine Engelhardt, P.....	1997
Christine Engelhardt, P.....	1999
Rachel Anderson, OF.....	2020

CoSIDA Academic All-America Second-Team Selections

Connie Simmons, 3B.....	1987
Lisa Kraxner, C.....	1996
Christine Engelhardt, P.....	1998

Jenny Oermann, INF.....	1998
Jenny Oermann, INF.....	1999

CoSIDA Academic All-America Third-Team Selections

Cathy Retherford, C.....	1990
Mykaela Arellanes, OF.....	2019

Southeast Missouri Athletics Hall of Fame

	Inducted
Jayne Creek, 1978-81.....	2002
Lisa Foster, 1987-89.....	2007
Megan McDonald, 2005-08.....	2021
Linda Wells, 1968-72.....	2009
1991 Team.....	2011

Jennifer Stoeckl
Kathy Knaup
Ginger Hagler
Cathy Rethorford
Andria Gaines
Alice Marler
Karen Jackson
Teresa Tuschoff
Kim Staffey
Karen Hudson
Shelly Trieb
Robyn Horace
Robyn Sitzes
Carol Chilton
Kim Barker
Head Coach Lana Richmond
Assistant Coach Judy Favor
Lindsay Pickering, 2004-07.....2015
Tracie Eudaley, 1984-87.....2022
Michelle Summers, 2005-082023

Trombetta Award

* Graduating Senior, female student-athlete, with the highest grade point average and participated in one or more varsity sports at Southeast. The student must have at least a 3.0 grade point average.

Connie Simmons.....	1986
Kim Staffey.....	1994
Christine Engelhardt.....	1999
Nicole Deering.....	2016

Team MVP Award

M. Ummel.....	1977
P. Meyer.....	1978

McClenning.....	1979
Jayne Creek.....	1981
K. Williams.....	1982
K. Rediger.....	1983
C. Barks.....	1984
L. Alexander/Traci Eudaley.....	1985
Traci Eudaley.....	1986
Connie Simmons.....	1987
T. Schulte.....	1988
J. Craig/L. Foster.....	1989
L. Thornton.....	1990
Andria Gaines/Alice Marler.....	1991
K. Hudson.....	1992
Shelly Trieb.....	1993
Robyn Sitzes.....	1994
Lisa Kraxner.....	1995
Amy Evers/Jodi Smith.....	1996
Amy Evers/Kim Palmer.....	1997
Jenny Oermann/ Debbie Schmelz.....	1998
Jenny Doehring.....	2000
Renee Enos.....	2001
Dawn Piantino.....	2002
Brooke Nett.....	2003
Jamie Birk.....	2004
Megan McDonald.....	2005
Stephanie Huffman.....	2006
Stephanie Huffman.....	2007
Megan McDonald/ Michelle Summers.....	2008
Alex Ramirez.....	2009
Renee Kertz.....	2011
Renee Kertz.....	2012
Alexis Anderson.....	2013
Jamie Woodworth.....	2014
Kayla Fortner.....	2015
Savannah Carpenter.....	2016

NFCA All-Region First-Team

Rachel Anderson, OF.....	2019
Ashley Ellis, INF.....	2019
Abigail Rickermann, INF.....	2024

NFCA All-Region Second-Team

Evan Sallis, INF.....	2012
Alexis Anderson, OF.....	2013
Savannah Carpenter, UT/DP.....	2014
Kayla Fortner, OF.....	2015
Rachel Anderson, OF.....	2017
Rachel Anderson, OF.....	2018
Rachel Anderson, OF.....	2019
Haley Thogmartin, P.....	2019

NFCA All-Region Third-Team

Rachel Rook, P.....	2021
Aubrie Shore, INF.....	2023
Sydney Dennis, SS.....	2025

Easton/NFCA All-America Scholar-Athletes

Nicole Deering.....	2014-15
Aubrey Denno.....	2014-15
Leah Duffe.....	2014-15
Riley Hayes.....	2014-15
Madeline Krumrey.....	2014-15
Taylor McDannold.....	2014-15
Lindsey Patterson.....	2014-15
Darby Pruett.....	2014-15
Meaghan Touchette.....	2014-15
Kaylee Anderson.....	2018-19
Rachel Anderson.....	2018-19
Mykaela Arellanes.....	2018-19
Addison Barnouski.....	2018-19
Rachael Donald.....	2018-19
Ashley Emert.....	2018-19
Claudia Gallo.....	2018-19
Anna Griffin.....	2018-19
Madison Harris.....	2018-19
Mackenzie Long.....	2018-19
Danina Marton.....	2018-19
Chelsy Pena.....	2018-19
Brooke Rheinecker.....	2018-19
Rachel Rook.....	2018-19
Haley Thogmartin.....	2018-19
Leaha Winingner.....	2018-19
Kaylee Anderson.....	2021-22
Karsyn Davis.....	2021-22
Kimmy Fleming.....	2021-22
Tatum Gerwitz.....	2021-22
Kileigh Grisham.....	2021-22
Paige Halliwill.....	2021-22
Sydney Melton.....	2021-22
Chelsy Pena.....	2021-22
Abigail Rickermann.....	2021-22
Kelby Robinson.....	2021-22
Rachel Rook.....	2021-22
Emma Rote.....	2021-22
Kat Sackett.....	2021-22
Alyson Tucker.....	2021-22
Kynzie Wrigley.....	2021-22
Jillian Anderson.....	2022-23
Karsyn Davis.....	2022-23
Kimmy Fleming.....	2022-23
Tatum Gerwitz.....	2022-23
Kileigh Grisham.....	2022-23



SOUTHEAST MISSOURI

2026 SOFTBALL MEDIA GUIDE

#FEELINROWDY

Honors & Awards/Miscellaneous Records

Paige Halliwill.....	2022-23
Sydney Melton.....	2022-23
Marissa Peek.....	2022-23
Abigail Rickermann.....	2022-23
Abby Robbins.....	2022-23
Kat Sackett.....	2022-23
Zoe Schulte.....	2022-23
Alyson Tucker.....	2022-23
Kynzie Wrigley.....	2022-23
Hailey Burnett.....	2023-24
Maddie Carney.....	2023-24
Sydney Dennis.....	2023-24
Paige Halliwill.....	2023-24
Tegan Livesay.....	2023-24
Gracie Luna.....	2023-24
Sydney Melton.....	2023-24
Marissa Peek.....	2023-24
Abigail Rickermann.....	2023-24
Abby Robbins.....	2023-24
Kat Sackett.....	2023-24
Brooklyn Saysoff.....	2023-24
Zoe Schulte.....	2023-24
Sophie Schupp.....	2023-24
Aubrie Shore.....	2023-24
Willow Van Haren.....	2023-24
Kinley Wilkins.....	2023-24
Hailey Burnett.....	2024-25
Maddie Carney.....	2024-25
Tatum Gerwitz.....	2024-25
Tegan Livesay.....	2024-25
Gracie Luna.....	2024-25
Addisyn Martinie.....	2024-25
Sydney Melton.....	2024-25
Selby Patberg.....	2024-25
Abby Robbins.....	2024-25
Sophie Schupp.....	2024-25
Aubrie Shore.....	2024-25
Elliott Stinson.....	2024-25
Willow Van Haren.....	2024-25
Kinley Wilkins.....	2024-25
Madison Winkler.....	2024-25

OVC 75th Anniversary Team

Rachel Anderson, 2017-21
Mykaela Arellanes, 2017-19
Jenny Doehring, 2000-01
Lisa Kraxner, 1995-96
Jenny Oermann, 1995-98
Kim Palmer, 1995-98
Sara Reichert, 1994-97
Rachel Rook, 2018-22
Debbie Schmetz, 1996-99

Jodi Smith, 1993-96
Kelsey White, 1999-00
Lana Richmond, Head Coach

Year-by-Year Division II Records

	Overall		
1977	6-6	-	-
1978	7-8	-	-
1979	9-9	-	-
1980	21-18	-	-
1981	22-14-1	-	-
1982	21-28	3-1	MIAA
1983	13-10	3-3	MIAA
1984	25-8	8-2	MIAA
1985	32-17	9-2	MIAA
1986	40-16	13-5	MIAA
1987	39-13	9-3	MIAA
1988	21-20	4-8	MIAA
1989	37-21	6-2	MIAA
1990	28-21	5-5	MIAA
1991	38-14	11-4	MIAA

Year-by-Year Division I Records

	Overall	OVC	Finish
1992	35-18	-	-
1993	30-19	-	-
1994	36-22	17-9	3rd
1995	38-20	22-4	1st
1996	39-9	22-2	1st
1997	33-23-1	20-5	1st
1998	38-13-1	16-2	1st
1999	31-17	16-2	1st
2000	31-24	17-7	3rd
2001	25-25	16-5	2nd
2002	14-27	9-12	5th
2003	18-29	11-9	4th
2004	16-36	10-14	6th
2005	27-28	13-14	5th
2006	28-24	14-13	5th
2007	20-29	11-16	8th
2008	24-28	11-16	8th
2009	29-21	16-8	2nd
2010	17-31	6-17	10th
2011	31-30	17-12	5th
2012	25-30	13-16	7th
2013	15-33	6-18	10th
2014	11-34	3-20	12th
2015	19-27	12-12	7th
2016	16-33	10-17	10th
2017	23-27	8-14	9th
2018	33-20	15-7	4th
2019	46-18	17-5	1st

2020 ^	12-5	-	-
2021	30-17	23-6	1st
2022	30-24	16-10	4th
2023	29-14	20-2	1st
2024	28-26	19-8	2nd
2025	27-19	17-9	3rd

^ - Canceled due to COVID-19

NCAA Tournament Records

1986	0-2
1987	1-2
1989	2-2
1991	3-2
1999	1-2
2019	1-2
2024	0-2
Total	8-14

OVC Tournament Records

1994	4-0	1st
1995	1-2	-
1996	4-1	1st
1997	4-1	1st
1998	4-1	1st
1999	4-0	1st
2000	3-2	2nd
2001	1-2	-
2002	1-2	-
2003	3-2	-
2004	1-2	-
2005	2-2	-
2006	1-2	-
2009	2-2	-
2011	4-2	2nd
2015	0-2	-
2018	0-2	-
2019	4-1	1st
2021	2-2	2nd
2022	3-2	3rd
2023	1-2	4th
2024	3-0	1st
2025	3-2	3rd
Total	55-36	

OVC Tournament Records by Seed

	Year(s)
#1	24-10 '95, '96, '97, '98, '99, '19, '21, '23
#2	6-4 '01, '09, '24
#3	10-4 '94, 2000, '25
#4	6-6 '03, '18, '22
#5	8-8 '02, '05, '06, '11

#6	1-2 '04
#7	0-2 '15

OVC Tournament Records vs. Seed

vs. #1	4-7
vs. #2	8-12
vs. #3	7-3
vs. #4	11-6
vs. #5	10-4
vs. #6	7-3
vs. #7	3-0
vs. #8	5-1

OVC Regular-Season Titles

	Head Coach
1995	Lana Richmond
1996	Lana Richmond
1997	Lana Richmond
1998	Lana Richmond
1999	Lana Richmond
2019	Mark Redburn
2021	Mark Redburn
2023	Mark Redburn

OVC Tournament Titles

	Head Coach
1994	Lana Richmond
1996	Lana Richmond
1997	Lana Richmond
1998	Lana Richmond
1999	Lana Richmond
2019	Mark Redburn
2024	Mark Redburn

OVC TOURNAMENT CHAMPIONS | 1994 • 1996 • 1997 • 1998 • 1999 • 2019 • 2024

NCAA TOURNAMENT | 1999 • 2019 • 2024



SOUTHEAST MISSOURI

2026 SOFTBALL MEDIA GUIDE

#FEELINROWDY

Single-Season Hitting

Batting Average

(minimum 100 AB)

1.	.454	Rachel Anderson (83-183)	2019
2.	.424	Savannah Carpenter (53-125)	2014
3.	.413	Kim Palmer (59-143)	1998
4.	.412	Rachel Anderson (63-153)	2017
5.	.410	Jenny Oermann (68-166)	1998
6.	.409	Jenny Oermann (54-132)	1999
7.	.406	Megan McDonald (67-165)	2008
8.	.404	Sydney Dennis (65-161)	2025
9.	.403	Alexis Anderson (58-144)	2013
10.	.400	Shelley Trieb (56-140)	1993

Slugging Percentage

(minimum 100 AB)

1.	.842	Rachel Anderson (183 AB)	2019
2.	.832	Kayla Fortner (131 AB)	2015
3.	.776	Kim Palmer (143 AB)	1998
4.	.762	Ashley Ellis (130 AB)	2021
5.	.719	Rachel Anderson (153 AB)	2017
6.	.691	Michelle Summers (165 AB)	2008
7.	.667	Michelle Summers (153 AB)	2007
8.	.661	Megan McDonald (165 AB)	2008
9.	.660	Ashley Ellis (188 AB)	2019
10.	.656	Savannah Carpenter (125 AB)	2014

On-Base Percentage

(minimum 100 AB)

1.	.551	Rachel Anderson (183 AB)	2019
2.	.523	Kayla Fortner (131 AB)	2015
3.	.483	Rachel Anderson (153 AB)	2017
4.	.483	Savannah Carpenter (125 AB)	2014
5.	.479	Kim Palmer (143 AB)	1998
6.	.476	Rachel Anderson (136)	2021
7.	.472	Michelle Summers (165 AB)	2008
8.	.469	Rachel Anderson (150 AB)	2018
9.	.465	Megan McDonald (165 AB)	2008
10.	.458	Jenny Oermann (132 AB)	2008

At Bats

1.	208	Evan Sallis	2011
2.	197	Mykaela Arellanes	2019
3.	189	Carmen Fowler	2011
4.	188	Ashley Ellis	2019
5.	188	Evan Sallis	2012
6.	186	Chris Shetley	1997
7.	183	Rachel Anderson	2019
8.	183	Amy Evers	1994
9.	182	Michelle Summers	2005
10.	181	Kelsey White	2000
11.	181	Nicole Troncoso	2011
12.	181	Taylor Cowan	2012

Runs Scored

1.	59	Mykaela Arellanes	2019
2.	53	Rachel Anderson	2019
3.	48	Kim Palmer	1998
4.	47	Michelle Summers	2005
5.	46	Karen Hudson	1992
6.	46	Jenny Oermann	1998
7.	44	Sarah Messex	2019
8.	43	Evan Sallis	2011
9.	42	Kayla Fortner	2015
10.	41	Pat McDonagh	1986
11.	41	Evan Sallis	2012
12.	41	Kim Palmer	1997

Hits

1.	83	Rachel Anderson	2019
2.	73	Carmen Fowler	2011
3.	71	Mykaela Arellanes	2019

4.	69	Evan Sallis	2012
5.	68	Jenny Oermann	1998
6.	68	Kim Palmer	1997
7.	67	Megan McDonald	2008
8.	67	Lisa Kraxner	1995
9.	65	Sydney Dennis	2025
10.	63	Rachel Anderson	2017
11.	63	Evan Sallis	2011

Doubles

1.	23	Chris Shetley	1998
2.	18	Kelly Birk	2004
3.	18	Shelley Trieb	1993
4.	17	Chris Shetley	1997
5.	17	Kim Palmer	1998
6.	16	Aubrie Shore	2024
7.	16	Michelle Summers	2005
8.	15	Sydney Melton	2025
9.	15	Megan McDonald	2008
10.	15	Jodi Smith	1995

Triples

1.	10	Rachel Anderson	2019
2.	10	Jayne Creek	1981
3.	8	Rachel Anderson	2017
4.	7	Kim Palmer	1997
5.	7	Julie Hume	1996
6.	7	Robin Keating	1986
7.	7	Debbie Kennedy	1982
8.	7	Lisa Kraxner	1995
9.	7	Kelsey White	2000
10.	6	Rachel Anderson	2018
11.	6	Connie Simmons	1986

Home Runs

1.	19	Ashley Ellis	2021
2.	17	Ashley Ellis	2019
3.	16	Kayla Fortner	2015
4.	14	Kaylee Anderson	2021
5.	14	Michelle Summers	2007
6.	13	Rachel Anderson	2019
7.	13	Michelle Summers	2008
8.	12	Stacia Dopudja	2007
9.	11	Kaylee Anderson	2022
10.	11	Claudia Gallo	2019
11.	11	Kim Palmer	1998
12.	11	Michelle Summers	2006

Runs Batted In

1.	60	Ashley Ellis	2019
2.	56	Rachel Anderson	2019
3.	49	Brooklyn Saysoff	2025
4.	48	Kayla Fortner	2015
5.	48	Renee Kertz	2011
6.	46	Ashley Ellis	2021
7.	46	Shelley Trieb	1993
8.	45	Renee Kertz	2012
9.	45	Karen Hudson	1992
10.	45	Carmen Fowler	2011

Total Bases

1.	154	Rachel Anderson	2019
2.	124	Ashley Ellis	2019
3.	114	Michelle Summers	2008
4.	111	Kim Palmer	1998
5.	110	Mykaela Arellanes	2019
6.	110	Rachel Anderson	2017
7.	110	Chris Shetley	1998
8.	109	Kayla Fortner	2015
9.	109	Megan McDonald	2008
10.	108	Michelle Summers	2005

Walks

1.	37	Kayla Fortner	2015
2.	35	Rachel Anderson	2019
3.	30	Jillian Anderson	2021
4.	29	Mykaela Arellanes	2019
5.	29	Karen Hudson	1989
6.	29	Alex Ramirez	2009
7.	28	Alex Ramirez	2010
8.	28	Kelly Birk	2005
9.	27	Kathy Blair	1985
10.	26	Renee Kertz	2010

Hit By Pitch

1.	17	Claudia Gallo	2019
2.	14	Brooke Nett	2001
3.	10	Paige Halliwill	2022
4.	10	Michelle Summers	2008
5.	10	Haylee Krack	2016
6.	10	Brooke Nett	2003
7.	9	Sarah Messex	2018
8.	9	Victoria Torrez	2004
9.	8	Shelby Stein	2010
10.	8	Lindsey Patterson	2012
11.	8	Julie Davis	1995
12.	8	Chris Shetley	1997

Strikeouts

1.	54	Kaitlin Zink	2011
2.	48	Cheyenne Gipson	2011
3.	45	Lauren Bradley	2006
4.	45	Shelby Stein	2010
5.	42	Ashley Ellis	2018
6.	42	Courtney Eklund	2000
7.	41	Ashley Ellis	2019
8.	41	Stacia Dopudja	2007
9.	40	Megan McDonald	2005
10.	39	Sarah Messex	2019

Sacrifice Flies

1.	6	Kim Staffey	1994
2.	5	Gracie Luna	2025
3.	5	Linda Venable	1985
4.	5	Carmen Fowler	2011
5.	4	Abby Tillotson	2018
6.	4	Taylor Cowan	2011
7.	4	Connie Simmons	1986
8.	4	Lisa Kraxner	1995
9.	4	Shelley Trieb	1993
10.	4	Jodi Smith	1995

Sacrifice Hits

1.	23	Robyn Horace	1992
2.	21	Alice Marler	1991
3.	19	Karen Hudson	1991
4.	19	Lesley Mueller	1994
5.	16	Robyn Horace	1993
6.	15	Gail Salger	1993
7.	15	Jenny Oermann	1997
8.	15	Charlene Ramirez	2006
9.	15	Amy Evers	1995
10.	15	Kelly Heatherington	1996

Stolen Bases

1.	32	Julie Lehmbeck (32-34)	1992
2.	31	Lisa Thornton (31-35)	1990
3.	30	Julie Davis (30-32)	1993
4.	28	Lisa Thornton (28-30)	1989
5.	23	Rachel Anderson (23-31)	2019
6.	22	Evan Sallis (22-26)	2012
7.	21	Julie Lehmbeck (21-23)	1993
8.	20	Cheyenne Gipson (20-22)	2011
9.	18	Kaitlin Zink (18-23)	2013
10.	17	Tatum Gerwitz (17-18)	2025
11.	17	Mykaela Arellanes (17-19)	2019
12.	17	Cheyenne Gipson (17-21)	2012
13.	17	Pat McDonagh (17-21)	1987

Games Played

1.	64	Rachel Anderson	2019
2.	64	Ashley Ellis	2019
3.	64	Addison Barnouski	2019
4.	64	Mykaela Arellanes	2019
5.	64	Sarah Messex	2019
6.	61	Carmen Fowler	2011
7.	61	Taylor Cowan	2011
8.	61	Evan Sallis	2011
9.	61	Renee Kertz	2011
10.	61	Cheyenne Gipson	2011
11.	61	Kaitlin Zink	2011

Games Started

1.	64	Rachel Anderson	2019
2.	64	Ashley Ellis	2019
3.	64	Addison Barnouski	2019
4.	64	Mykaela Arellanes	2019
5.	64	Sarah Messex	2019
6.	61	Kaitlin Zink	2011
7.	61	Carmen Fowler	2011
8.	61	Evan Sallis	2011
9.	61	Renee Kertz	2011
10.	61	Taylor Cowan	2011

Current Players in Bold



Kayla Fortner



Ashley Ellis



SOUTHEAST MISSOURI

2026 SOFTBALL MEDIA GUIDE

#FEELINROWDY

Career Hitting

Batting Average

(minimum 200 AB)

1.	.412	Rachel Anderson (277-672)	2017-21
2.	.388	Lisa Kraxner (123-317)	1995-96
3.	.379	Kim Palmer (163-430)	1996-98
4.	.370	Jenny Oermann (231-624)	1996-99
5.	.356	Alexis Anderson (101-284)	2013-15
6.	.351	Megan McDonald (222-632)	2005-08
7.	.350	Julie Hume (148-423)	1985-88
8.	.347	Mykaela Arellanes (168-484)	2017-19
9.	.344	Lisa Foster (78-227)	1988-89
10.	.343	Chris Shetley (124-362)	1997-98

Slugging Percentage

(minimum 200 AB)

1.	.695	Rachel Anderson (672 AB)	2017-21
2.	.647	Kim Palmer (430 AB)	1996-98
3.	.631	Michelle Summers (670 AB)	2005-08
4.	.596	Lisa Kraxner (317 AB)	1995-96
5.	.589	Ashley Ellis (632 AB)	2017-21
6.	.586	Chris Shetley (362 AB)	1997-98
7.	.574	Megan McDonald (632 AB)	2005-08
8.	.574	Haylee Krack (230 AB)	2014-16
9.	.553	Alexis Anderson (284 AB)	2013-15
10.	.552	Aubrie Shore (417 AB)	2022-pr.
	.552	Kaylee Anderson (462 AB)	2018-22

On-Base Percentage

(minimum 200 AB)

1.	.502	Rachel Anderson (672 AB)	2017-21
2.	.438	Lisa Kraxner (317 AB)	1995-96
3.	.436	Mykaela Arellanes (484 AB)	2017-19
4.	.436	Kim Palmer (430 AB)	1996-98
5.	.427	Michelle Summers (670 AB)	2005-08
6.	.410	Brooklyn Saysoff (227 AB)	2024-pr.
	.410	Paige Halliwill (427 AB)	2022-24
	.410	Savannah Carpenter (455 AB)	2013-16
9.	.407	Megan McDonald (632 AB)	2005-08
10.	.405	Jenny Oermann (624 AB)	1996-99

At Bats

1.	672	Rachel Anderson	2017-21
2.	670	Michelle Summers	2005-08
3.	641	Renee Kertz	2009-12
4.	638	Amy Evers	1993-96
5.	632	Ashley Ellis	2017-21
6.	632	Megan McDonald	2005-08
7.	624	Jenny Oermann	1996-99
8.	608	Carmen Fowler	2008-11
9.	599	Jennifer Vasquez	2007-10
10.	593	Karen Hudson	1989-92

Runs Scored

1.	173	Rachel Anderson	2017-21
2.	161	Michelle Summers	2005-08
3.	135	Jenny Oermann	1996-99
4.	123	Mykaela Arellanes	2017-19
5.	120	Karen Hudson	1989-92
6.	113	Amy Evers	1993-96
7.	109	Kim Palmer	1996-98
8.	108	Kaylee Anderson	2018-22
9.	107	Paige Halliwill	2022-24
10.	107	Sarah Messex	2016-19

Hits

1.	277	Rachel Anderson	2017-21
2.	231	Jenny Oermann	1996-99
3.	228	Michelle Summers	2005-08
4.	222	Megan McDonald	2005-08
5.	195	Tracie Eudaley	1984-87
6.	182	Carmen Fowler	2008-11

7.	178	Ashley Ellis	2017-21
	178	Amy Evers	1993-96
9.	172	Renee Kertz	2009-12
10.	170	Renee Enos	1998-01

Doubles

1.	47	Michelle Summers	2005-08
2.	46	Megan McDonald	2005-08
3.	41	Rachel Anderson	2017-21
4.	40	Chris Shetley	1997-98
4.	40	Shelley Trieb	1991-94
6.	39	Aubrie Shore	2022-pr.
	39	Kelly Birk	2002-05
8.	37	Kim Palmer	1996-98
9.	34	Brooke Nett	2000-03
10.	33	Jodi Smith	1993-96
	33	Renee Enos	1998-01

Triples

1.	31	Rachel Anderson	2017-21
2.	18	Kathy Rediger	1981-84
3.	13	Julie Hume	1985-88
	13	Traci Wren	1992-95
5.	12	Kelsey White	1999-00
6.	11	Lisa Kraxner	1995-96
	11	Debbie Kennedy	1981-82
8.	10	Lesley Mueller	1992-95
	10	Tracie Eudaley	1984-87
	10	Jayne Creek	1978-81

Home Runs

1.	53	Ashley Ellis	2017-21
2.	48	Michelle Summers	2005-08
3.	31	Megan McDonald	2005-08
4.	29	Kaylee Anderson	2018-22
	29	Rachel Anderson	2017-21
6.	23	Lindsey Patterson	2012-15
7.	21	Sarah Messex	2016-19
8.	20	Kim Palmer	1996-98
9.	18	Aubrie Shore	2022-pr.
	18	Addison Barnouski	2017-20
	18	Haylee Krack	2014-16

Runs Batted In

1.	168	Ashley Ellis	2017-21
2.	160	Rachel Anderson	2017-21
3.	132	Renee Kertz	2009-12
	132	Michelle Summers	2005-08
5.	120	Megan McDonald	2005-08
6.	119	Tracie Eudaley	1984-87
7.	111	Kim Palmer	1996-98
8.	108	Jenny Oermann	1996-99
9.	104	Shelley Trieb	1991-94
10.	103	Jodi Smith	1993-96
	103	Carmen Fowler	2008-11

Total Bases

1.	467	Rachel Anderson	2017-21
2.	423	Michelle Summers	2005-08
3.	372	Ashley Ellis	2017-21
4.	363	Megan McDonald	2005-08
5.	295	Jenny Oermann	1996-99
6.	278	Kim Palmer	1996-98
7.	262	Lindsey Patterson	2012-15
8.	255	Kaylee Anderson	2018-22
9.	251	Mykaela Arellanes	2017-19
10.	250	Tracie Eudaley	1984-87

Walks

1.	108	Rachel Anderson	2017-21
2.	88	Alex Ramirez	2007-10
3.	81	Renee Kertz	2009-12
4.	80	Michelle Summers	2005-08
5.	79	Tami Hebert	1997-00
6.	77	Sarah Messex	2016-19
7.	75	Ashley Ellis	2017-21
8.	72	Mykaela Arellanes	2017-19
9.	65	Karen Hudson	1989-92
10.	59	Megan McDonald	2005-08
	59	Lindsey Patterson	2012-15
	59	Shelley Trieb	1991-94

Hit By Pitch


1.	35	Brooke Nett	2000-03
2.	32	Claudia Gallo	2017-20
3.	24	Paige Halliwill	2022-24
	24	Michelle Summers	2005-08
5.	22	Shelby Stein	2009-12
6.	21	Sarah Messex	2016-19
7.	19	Lindsey Patterson	2012-15
8.	18	Rachel Anderson	2017-21
9.	15	Kaylee Anderson	2018-22
	15	Haylee Krack	2014-16
	15	Renee Kertz	2009-12
	15	Victoria Torrez	2004-05

Strikeouts

1.	153	Ashley Ellis	2017-21
2.	136	Lindsay Pickering	2004-07
3.	130	Sarah Messex	2016-19
4.	126	Shelby Stein	2009-12
5.	114	Kaitlin Zink	2011-13
6.	105	Stephanie Mata	2004-07
7.	103	Courtney Eklund	1999-02
8.	100	Lauren Bradley	2006-09
9.	92	Parker Bandy	2017-19
10.	89	Megan McDonald	2005-08

Sacrifice Flies

1.	10	Linda Venable	1983-86
2.	9	Kim Staffey	1991-94
	9	Jodi Smith	1993-96
4.	8	Aubrie Shore	2022-pr.
	8	Sydney Dennis	2022-25
	8	Tracie Eudaley	1984-87
7.	7	Paige Halliwill	2022-24
	7	Ashley Ellis	2017-21
	7	Taylor Cowan	2011-13
	7	Amy Evers	1993-96



Rachel Anderson



Michelle Summers

OVC TOURNAMENT CHAMPIONS | 1994 • 1996 • 1997 • 1998 • 1999 • 2019 • 2024

NCAA TOURNAMENT | 1999 • 2019 • 2024



SOUTHEAST MISSOURI

2026 SOFTBALL MEDIA GUIDE

#FEELINROWDY

Single-Season Pitching

Earned Run Average

(minimum 50 IP)

1.	0.33	Tracie Eudaley (234.0 IP)	1986
2.	0.36	Tracie Eudaley (212.1 IP)	1985
3.	0.50	Tracie Eudaley (211.1 IP)	1987
4.	0.59	Tracie Eudaley (130.0 IP)	1984
5.	0.62	Beth Russell (157.0 IP)	1988
6.	0.69	Missy Sanges (51.0 IP)	1990
7.	0.77	Alice Marler (263.0 IP)	1991
8.	0.79	Beth Russell (142.0 IP)	1986
9.	0.81	Kenda Webb (78.0 IP)	1983
10.	0.83	Jeanette Vogt (76.0 IP)	1983

Opponent Batting Average

(minimum 50 IP)

1.	.167	Kathy Williams (75.2 IP)	1981
2.	.183	Carol Heitman (69.1 IP)	1981
3.	.188	Rachel Rook (179.1 IP)	2022
4.	.191	Rachel Rook (163.0 IP)	2021
5.	.217	Chris Engelhardt (145.0 IP)	1999
	.217	Giana Zimmerman (185.0 IP)	2009
7.	.220	Linda Ridgely (76.2 IP)	1981
8.	.222	Rachel Rook (89.0 IP)	2019
9.	.230	Jenny Doebling (112.0 IP)	2000
10.	.231	Alexis Estes (68.2 IP)	2019

Walks Allowed/7 Inning Game

(minimum 50 IP)

1.	0.55	Jeanette Vogt (76.0 IP)	1983
2.	0.60	Tracie Eudaley (211.1 IP)	1987
3.	0.62	Elaine Fisher (91.0 IP)	2005
4.	0.79	Renee Mueller (160.1 IP)	2000
5.	0.82	Chris Engelhardt (77.0 IP)	1996
6.	0.89	Tracie Eudaley (212.1 IP)	1985
7.	0.96	Shelle Wadsworth (80.1 IP)	1990
8.	0.97	Tracie Eudaley (130.0 IP)	1984
9.	0.98	Shelle Wadsworth (214.0 IP)	1989
10.	1.05	Tracie Eudaley (234.0 IP)	1986

Strikeouts/7 Inning Game

(minimum 50 IP)

1.	8.63	Rachel Rook (179.1)	2022
2.	8.42	Rachel Rook (163.0 IP)	2021
3.	7.78	Rachel Rook (89.0 IP)	2019
4.	6.96	Giana Zimmerman (185.0 IP)	2009
5.	6.55	Chris Engelhardt (77.0 IP)	1996
6.	6.37	Chris Engelhardt (145.0 IP)	1999
7.	5.98	Tracie Eudaley (234.0 IP)	1986
8.	5.63	Sara Reichert (143.0 IP)	1995
9.	5.62	Willow Van Haren (61.0 IP)	2025
	5.62	Haley Thogmartin (177.0 IP)	2019
	5.52	Elaine Fisher (197.2 IP)	2006

Wins

1.	30	Alice Marler	30-11	1991
2.	25	Tracie Eudaley	25-8	1986
3.	23	Tracie Eudaley	23-10	1987
4.	22	Haley Thogmartin	22-7	2019
5.	20	Rachel Rook	20-9	2021
	20	Missy Sanges	20-7	1989
7.	19	Debbie Schmelz	19-6	1998
	19	Elaine Fisher	19-20	2008
	19	Giana Zimmerman	19-9	2009
10.	18	Rachel Rook	18-9	2021
	18	Alora Marble	18-8	2011

Saves

1.	4	Rachel Rook	2021
	4	Haley Thogmartin	2019
	4	Rachel Rook	2018
4.	3	Rachel Rook	2022
	3	Tracie Eudaley	1985
	3	Elaine Fisher	2007
	3	Alice Marler	1991
	3	Melanie Thompson	1992
	3	Lori Neely	1993
	3	Alora Marble	2011
	3	Hannah Durham	2014
	3	Debbie Schmelz	1998
	3	Debbie Kennedy	1981

Appearances

1.	46	Elaine Fisher	2008
2.	44	Haley Thogmartin	2019
3.	43	Alice Marler	1991
	43	Elaine Fisher	2007
5.	42	Rachel Rook	2022
6.	41	Alora Marble	2011
7.	39	Taylor Cowan	2013
	39	Amy Fahnestock	2005
9.	38	Tracie Eudaley	1986
	38	Alora Marble	2012

Games Started

1.	38	Alice Marler	1991
2.	34	Elaine Fisher	2008
	34	Elaine Fisher	2007
4.	33	Taylor Cowan	2013
5.	32	Tracie Eudaley	1985
6.	31	Haley Thogmartin	2019
	31	Tracie Eudaley	1986
	31	Alora Marble	2012
9.	30	Elaine Fisher	2006
	30	Amy Fahnestock	2005

Complete Games

1.	34	Alice Marler	1991
2.	30	Tracie Eudaley	1985
3.	27	Tracie Eudaley	1987
	27	Tracie Eudaley	1986
5.	26	Elaine Fisher	2007
6.	25	Elaine Fisher	2006
	25	Shelle Wadsworth	1989
8.	24	Alora Marble	2012
	24	Missy Sanges	1989
10.	23	Elaine Fisher	2008
	23	Giana Zimmerman	2009

Shutouts

1.	17	Tracie Eudaley	1986
2.	14	Alice Marler	1991
3.	12	Tracie Eudaley	1987
4.	9	Tracie Eudaley	1985
5.	8	Beth Russell	1988
	8	Beth Russell	1987
7.	7	Rachel Rook	2021
	7	Tracie Eudaley	1984
	7	Chris Engelhardt	1999
	7	Debbie Schmelz	1998
	7	Beth Russell	1986

Innings Pitched


1.	263.0	Alice Marler	1991
2.	234.1	Elaine Fisher	2008
3.	234.0	Tracie Eudaley	1986
4.	227.0	Elaine Fisher	2007
5.	214.0	Shelle Wadsworth	1989
6.	212.1	Tracie Eudaley	1985
7.	211.1	Tracie Eudaley	1987
8.	206.2	Alora Marble	2012
9.	206.0	Kathy Williams	1982
10.	197.2	Elaine Fisher	2006

Most Hits Allowed

1.	258	Elaine Fisher	2007
2.	246	Elaine Fisher	2008
3.	218	Madeline Krumrey	2015
4.	216	Alora Marble	2012
5.	205	Taylor Cowan	2013
6.	202	Whitney Dupuis	2010
7.	197	Stefanie Barnes	2010
8.	193	Elaine Fisher	2006
9.	191	Renee Mueller	2000
10.	188	Alice Marler	1991



Madeline Krumrey



Rachel Rook

Most Earned Runs Allowed

1.	105	Taylor Cowan	2013
2.	101	Madeline Krumrey	2015
3.	100	Whitney Dupuis	2010
4.	97	Stefanie Barnes	2010
5.	93	Elaine Fisher	2007
	93	Keaira Schilling	2015
7.	92	Elaine Fisher	2008
8.	87	Kathy Williams	1982
9.	86	Keaira Schilling	2014
10.	79	Madeline Krumrey	2018
	79	Shea Cothren	2011

Most Walks Allowed

1.	101	Stefanie Barnes	2010
2.	83	Giana Zimmerman	2009
3.	76	Alice Marler	1990
4.	71	Taylor Cowan	2013
5.	65	Elaine Fisher	2007
6.	62	Whitney Dupuis	2010
	62	Amy Fahnestock	2004
8.	61	Elaine Fisher	2008
9.	60	Shea Cothren	2011
10.	59	Rachel Rook	2022
	59	Kelly Birk	2003
	59	Kelly Birk	2002

Most Strikeouts

1.	221	Rachel Rook	2022
2.	200	Tracie Eudaley	1986
3.	196	Rachel Rook	2021
4.	184	Giana Zimmerman	2009
5.	160	Elaine Fisher	2008
6.	158	Alice Marler	1991
7.	156	Elaine Fisher	2006
8.	142	Haley Thogmartin	2019
9.	135	Elaine Fisher	2007
	135	Tracie Eudaley	1987

Current Players in **Bold**



Haley Thogmartin



SOUTHEAST MISSOURI

2026 SOFTBALL MEDIA GUIDE

#FEELINROWDY

Career Pitching

Earned Run Average

(minimum 100 IP)

1.	0.43	Tracie Eudaley (787.2 IP)	1984-87
2.	0.79	Beth Russell (443.0 IP)	1986-88
3.	0.93	Jeanette Vogt (158.0 IP)	1983-84
4.	1.14	Missy Sanges (233.0 IP)	1989-90
5.	1.22	Alice Marler (601.0 IP)	1990-92
6.	1.28	Shelle Wadsworth (458.1 IP)	1988-91
7.	1.62	Chris Engelhardt (479.1 IP)	1996-99
8.	1.66	Debbie Schmelz (601.1 IP)	1996-99
9.	1.87	Amy Johannsen (464.2 IP)	1992-95
10.	1.87	Shelley Trieb (116.1 IP)	1991-94

Opponent Batting Average

(minimum 100 IP)

1.	.191	Rachel Rook (519.2 IP)	2018-22
2.	.217	Giana Zimmerman (185.0 IP)	2009-10
3.	.242	Jenny Doebling (272.1 IP)	2000-01
4.	.250	Maddie Carney (153.2 IP)	2024-pr.
5.	.251	Paytience Holman (455.1 IP)	2020-24
6.	.254	Jennifer Dippel (104.0 IP)	2000
7.	.257	Tegan Livesay (116.0 IP)	2024-25
8.	.260	Haley Thogmartin (410.1 IP)	2016-19
9.	.264	Delaney Kell (228.2 IP)	2022-25
10.	.266	Alora Marble (366.0 IP)	2011-12

Walks Allowed/7 Inning Game

(minimum 100 IP)

1.	0.79	Renee Mueller (160.1 IP)	2000
2.	0.87	Tracie Eudaley (787.2 IP)	1984-87
3.	0.93	Jeanette Vogt (158.0 IP)	1983-84
4.	1.02	Shelle Wadsworth (458.1 IP)	1988-91
5.	1.30	Lori Neely (107.2 IP)	1993
6.	1.44	Missy Sanges (233.0 IP)	1989-90
7.	1.52	Jessica Hunter (193.1 IP)	2003-04
8.	1.53	Beth Russell (443.0 IP)	1986-88
9.	1.55	Elaine Fisher (750.0 IP)	2005-08
10.	1.62	Nikki Mortimer (271.2 IP)	1994-95

Strikeouts/7 Inning Game

(minimum 100 IP)

1.	8.37	Rachel Rook (519.2 IP)	2018-22
2.	6.96	Giana Zimmerman (185.0 IP)	2009-10
3.	5.40	Chris Engelhardt (479.1 IP)	1996-99
4.	4.76	Haley Thogmartin (410.1 IP)	2016-19
5.	4.76	Stephanie Huffman (189.2 IP)	2005-06
6.	4.68	Elaine Fisher (750.0 IP)	2005-08
7.	4.46	Madeline Krumrey (456.0 IP)	2015-18
8.	4.44	Sara Reichert (457.2 IP)	1994-97
9.	4.28	Tegan Livesay (116.0 IP)	2024-25
10.	4.22	Alexis Estes (212.1 IP)	2017-20

Wins

1.	79	Tracie Eudaley (79-37)	1984-87
2.	62	Debbie Schmelz (62-34)	1996-99
3.	59	Alice Marler (59-29)	1990-92
4.	58	Rachel Rook (58-29)	2018-22
5.	54	Elaine Fisher (54-62)	2005-08
6.	54	Chris Engelhardt (54-15)	1996-99
7.	51	Sara Reichert (51-20)	1994-97
8.	46	Madeline Krumrey (46-41)	2015-18
9.	45	Amy Johannsen (45-26)	1992-95
10.	44	Haley Thogmartin (44-26)	2016-19

Saves

1.	13	Rachel Rook	2018-22
2.	7	Marisa Davis	2019-23
3.	7	Elaine Fisher	2005-08
4.	6	Madeline Krumrey	2015-18
5.	6	Tracie Eudaley	1984-87
6.	5	Paytience Holman	2020-24
7.	5	Haley Thogmartin	2016-19
8.	5	Debbie Schmelz	1996-99
9.	5	Alice Marler	1990-92
10.	4	Alexis Estes	2017-20
11.	4	Mackenzie Hoelting	2016-17
12.	4	Hannah Durham	2013-14
13.	4	Shelle Wadsworth	1988-91

Appearances

1.	151	Elaine Fisher	2005-08
2.	147	Rachel Rook	2018-22
3.	127	Tracie Eudaley	1984-87
4.	118	Madeline Krumrey	2015-18
5.	117	Debbie Schmelz	1996-99
6.	113	Haley Thogmartin	2016-19
7.	111	Paytience Holman	2020-24
8.	103	Chris Engelhardt	1996-99
9.	101	Alice Marler	1990-92
10.	93	Kelly Birk	2002-05

Games Started

1.	110	Elaine Fisher	2005-08
2.	110	Tracie Eudaley	1984-87
3.	102	Madeline Krumrey	2015-18
4.	88	Debbie Schmelz	1996-99
5.	84	Alice Marler	1990-92
6.	80	Paytience Holman	2020-24
7.	77	Chris Engelhardt	1996-99
8.	74	Rachel Rook	2018-22
9.	72	Haley Thogmartin	2016-19
10.	71	Shelle Wadsworth	1988-91

Complete Games

1.	102	Tracie Eudaley	1984-87
2.	78	Elaine Fisher	2005-08
3.	72	Alice Marler	1990-92
4.	58	Debbie Schmelz	1996-99
5.	52	Sara Reichert	1994-97
6.	49	Shelle Wadsworth	1988-91
7.	49	Beth Russell	1986-88
8.	47	Chris Engelhardt	1996-99
9.	42	Madeline Krumrey	2015-18
10.	42	Amy Johannsen	1992-95

Shutouts


1.	45	Tracie Eudaley	1984-87
2.	23	Beth Russell	1986-88
3.	20	Alice Marler	1990-92
4.	20	Shelle Wadsworth	1988-91
5.	18	Elaine Fisher	2005-08
6.	17	Chris Engelhardt	1996-99
7.	15	Debbie Schmelz	1996-99
8.	14	Rachel Rook	2018-22
9.	14	Sara Reichert	1994-97
10.	12	Paytience Holman	2020-24

Innings Pitched

1.	787.2	Tracie Eudaley	1984-87
2.	750.0	Elaine Fisher	2005-08
3.	602.2	Madeline Krumrey	2015-18
4.	601.1	Debbie Schmelz	1996-99
5.	601.0	Alice Marler	1990-92
6.	519.2	Rachel Rook	2018-22
7.	479.1	Chris Engelhardt	1996-99
8.	464.2	Amy Johannsen	1992-95
9.	458.1	Shelle Wadsworth	1988-91
10.	457.2	Sara Reichert	1994-97

Most Hits Allowed

1.	779	Elaine Fisher	2005-08
2.	681	Madeline Krumrey	2015-18
3.	506	Debbie Schmelz	1996-99
4.	488	Alice Marler	1990-92
5.	453	Whitney Dupuis	2008-11
6.	448	Paytience Holman	2020-24
7.	435	Amy Johannsen	1992-95
8.	435	Tracie Eudaley	1984-87
9.	419	Haley Thogmartin	2016-19
10.	407	Shelle Wadsworth	1988-91



Elaine Fisher



Tracie Eudaley

Most Earned Runs Allowed

1.	300	Madeline Krumrey	2015-18
2.	260	Elaine Fisher	2005-08
3.	235	Whitney Dupuis	2008-11
4.	210	Taylor Cowan	2011-13
5.	198	Paytience Holman	2020-24
6.	179	Keaira Schilling	2014-15
7.	177	Rachel Rook	2018-22
8.	171	Stefanie Barnes	2009-12
9.	161	Haley Thogmartin	2016-19
10.	146	Alora Marble	2011-12

Most Walks Allowed

1.	211	Madeline Krumrey	2015-18
2.	183	Kelly Birk	2002-05
3.	166	Elaine Fisher	2005-08
4.	163	Rachel Rook	2018-23
5.	159	Stefanie Barnes	2009-12
6.	155	Taylor Cowan	2011-13
7.	154	Debbie Schmelz	1996-99
8.	147	Alice Marler	1990-92
9.	143	Whitney Dupuis	2008-11
10.	132	Paytience Holman	2020-24

Most Strikeouts

1.	621	Rachel Rook	2018-22
2.	501	Elaine Fisher	2005-08
3.	471	Tracie Eudaley	1984-87
4.	384	Madeline Krumrey	2015-18
5.	370	Chris Engelhardt	1996-99
6.	330	Debbie Schmelz	1996-99
7.	315	Alice Marler	1990-92
8.	290	Sara Reichert	1994-97
9.	279	Haley Thogmartin	2016-19
10.	265	Paytience Holman	2020-24

Current Players in **Bold**



Debbie Schmelz

OVC TOURNAMENT CHAMPIONS | 1994 • 1996 • 1997 • 1998 • 1999 • 2019 • 2024

NCAA TOURNAMENT | 1999 • 2019 • 2024



SOUTHEAST MISSOURI

2026 SOFTBALL MEDIA GUIDE

#FEELINROWDY

Team Single-Season Records

Batting Average

1.	.323 (422-1308)	1996
2.	.313 (402-1284)	2025
3.	.308 (350-1138)	2023
4.	.302 (415-1373)	1998
5.	.301 (363-1667)	2019
6.	.296 (388-1310)	1987
7.	.294 (431-1465)	1986
8.	.291 (377-1296)	2015
9.	.290 (484-1670)	2011
10.	.289 (359-1244)	2021

Slugging Percentage

1.	.510 (1667 AB)	2019
2.	.474 (1244 AB)	2021
3.	.454 (1318 AB)	2007
4.	.446 (1373 AB)	1998
5.	.444 (1138 AB)	2023
6.	.436 (1296 AB)	2015
7.	.432 (1284 AB)	2025
8.	.430 (1308 AB)	1996
9.	.429 (1350 AB)	2006
10.	.427 (1327 AB)	2017

On-Base Percentage

1.	.392 (1284 AB)	2025
2.	.388 (1138 AB)	2023
3.	.382 (1667 AB)	2019
4.	.376 (1308 AB)	1996
5.	.369 (1244 AB)	2021
6.	.366 (1296 AB)	2015
7.	.359 (1349 AB)	2018
8.	.358 (1260 AB)	2010
9.	.358 (1373 AB)	1998
10.	.356 (1327 AB)	2017

Stolen Base Percentage

1.	1.000 (28-28)	1983
2.	.929 (52-56)	1989
3.	.909 (50-55)	1988
4.	.886 (31-35)	1984
5.	.885 (54-61)	1990
6.	.870 (60-69)	1998
7.	.869 (53-61)	2011
8.	.865 (32-37)	1982
	.865 (32-37)	2000

Most Games Played

1.	64	2019
2.	61	2011
3.	58	1989
	58	1994
	58	1995
6.	57	1997
7.	56	1986
8.	55	2005
	55	2012
	55	2000

Fewest Games Played

1.	23	1983
2.	33	1984
3.	37	1981
4.	43	2023
5.	41	1988
	41	2002
7.	45	2014
8.	46	2025
	46	2015

At Bats

1.	1670	2011
2.	1667	2019
3.	1539	2012
4.	1516	1989
5.	1492	1997
6.	1472	2005
7.	1465	1995
	1465	1986
9.	1446	1994
10.	1444	2000

Runs Scored

1.	363	2019
2.	277	1998
3.	276	1986
4.	275	2011
5.	270	2022
	270	1994
7.	269	2012
8.	261	1996
9.	259	1995
10.	258	2018

Hits

1.	501	2019
2.	484	2011
3.	434	2012
4.	431	1986
5.	430	1997
6.	422	1996
7.	415	1998
8.	414	1994
9.	409	1989
10.	406	1995

Doubles

1.	89	1998
2.	80	2000
3.	79	2019
4.	77	2006
5.	74	2024
	74	1995
7.	72	2023
8.	70	2025
	70	1997
10.	69	2005
	69	2016

Triples

1.	35	1986
2.	24	2019
	24	1981
4.	22	1995
5.	21	2017
	21	1982
7.	20	1988
	20	1993
9.	19	1997
10.	18	2018
	18	1994
	18	1992

Home Runs

1.	74	2019
2.	57	2007
3.	54	2021
4.	43	2006
5.	40	2008
6.	39	2015
7.	38	2022
	38	2005
9.	37	2018
10.	35	2016

Runs Batted In

1.	318	2019
2.	276	1986
3.	250	2011
4.	241	1996
5.	238	2022
6.	233	1998
7.	232	2025
8.	230	2018
9.	225	1987
10.	220	2012

Total Bases

1.	850	2019
2.	668	2011
3.	613	1998
4.	598	2007
5.	593	1986
6.	590	2021
7.	589	2012
8.	581	2022
9.	579	2006
	579	2005

Walks

1.	180	2019
2.	166	2018
3.	161	2025
4.	159	2010
5.	153	1995
6.	151	1994
7.	146	2009
8.	141	2021
9.	140	1982
20.	139	1985
	139	2015

Sacrifice Flies

1.	19	1994
2.	18	2024
	18	1986
	18	1984
5.	17	1995
6.	15	2025
7.	14	2018
	14	2011
	14	1985
10.	13	1991
	13	2012

Sacrifice Hits

1.	119	1994
2.	114	1991
3.	99	1992
4.	88	1987
5.	76	1986
	76	1993
7.	74	1989
8.	71	1995
9.	66	1997
10.	52	2004

Stolen Bases

1.	89 (89-117)	2019
2.	70 (70-87)	2018
3.	68 (68-82)	2012
4.	65 (65-88)	2017
5.	64 (64-77)	2025
6.	60 (60-71)	2024
	60 (60-69)	1998
8.	59 (59-82)	2021
9.	58 (58-73)	2022
	58 (58-73)	2016

Stolen Base Attempts

1.	117 (89-117)	2019
2.	88 (65-88)	2017
3.	87 (70-87)	2018
4.	82 (59-82)	2021
	82 (68-82)	2012
6.	77 (64-77)	2025
7.	73 (58-73)	2022
	73 (58-73)	2016
9.	71 (60-71)	2024
10.	69 (60-69)	1998

Earned Run Average

1.	0.50 (391.0 IP)	1986
2.	0.58 (312.0 IP)	1985
3.	0.69 (353.0 IP)	1987
4.	0.73 (221.0 IP)	1984
5.	0.78 (279.0 IP)	1988
6.	0.79 (346.0 IP)	1991
7.	1.04 (169.0 IP)	1983
8.	1.13 (315.0 IP)	1996
9.	1.36 (324.0 IP)	1990
10.	1.39 (397.0 IP)	1989

Opponent Batting Average

1.	.188 (266.2 IP)	1981
2.	.213 (306.2 IP)	2021
3.	.230 (277.1 IP)	2023
4.	.244 (347.2 IP)	2022
5.	.248 (309.0 IP)	2025
6.	.256 (346.2 IP)	2018
7.	.257 (354.2 IP)	2004
8.	.262 (349.1 IP)	2024
9.	.264 (376.1 IP)	2000
10.	.267 (331.0 IP)	2001

Walks Allowed/7 Inning Game

1.	1.08 (169.0 IP)	1983
	1.08 (221.0 IP)	1984
3.	1.09 (353.0 IP)	1987
4.	1.20 (397.0 IP)	1989
5.	1.20 (279.0 IP)	1988
6.	1.26 (350.0 IP)	1992
7.	1.29 (315.0 IP)	1996
8.	1.32 (346.0 IP)	1991
9.	1.32 (391.0 IP)	1986
10.	1.37 (312.0 IP)	1985

Strikeouts/7 Inning Game

1.	6.51 (347.2)	2022
	6.51 (306.2)	2021
3.	5.89 (324.1 IP)	2009
4.	5.59 (414.0 IP)	2019
5.	5.58 (325.0 IP)	1999
6.	5.27 (337.1 IP)	2006
7.	5.25 (346.2 IP)	2018
8.	5.11 (315.0 IP)	1996
9.	4.65 (391.0 IP)	1986
10.	4.62 (309.0 IP)	2025

Most Wins

1.	46 (46-18)	2019
2.	40 (40-16)	1986
3.	39 (39-13)	1987
	39 (39-9)	1996
5.	38 (38-14)	1991
	38 (38-20)	1995
	38 (38-13)	1998
8.	37 (37-21)	1989
9.	36 (36-22)	1994
10.	35 (35-18)	1992

Saves

1.	11	2019
2.	8	2021
3.	7	2023
	7	2018
5.	6	1991
	6	1981
	6	2011
	6	2003
9.	5	2022
	5	2015
	5	1998



SOUTHEAST MISSOURI

2026 SOFTBALL MEDIA GUIDE

#FEELINROWDY

Team Single-Season Records

Complete Games

1.	50	1994
2.	49	1989
3.	45	1995
4.	44	1987
5.	43	2001
	43	1991
	43	1986
8.	40	1992
	40	1985
10.	39	1996

Shutouts

1.	25	1986
2.	21	1996
3.	20	1987
4.	17	1991
5.	14	2019
	14	1985
	14	1988
	14	1984
9.	13	1992
	13	1997
	13	1999
	13	2000

Innings Pitched

1.	414.0	2019
2.	408.1	2011
3.	397.0	1989
4.	391.0	1986
5.	380.0	1994
6.	376.1	2000
7.	374.2	2022
8.	374.1	2005
9.	369.2	2012
10.	367.2	1995

Fewest Hits Allowed

1.	100	1983
2.	149	1984
3.	176	1981
4.	201	1986
5.	210	1985
6.	219	1996
7.	223	1988
8.	244	2023
9.	246	1987
10.	247	2021

Fewest Runs Allowed

1.	41	1983
2.	53	1984
3.	63	1996
4.	80	1987
5.	88	1986
6.	89	1988
7.	95	1991
8.	100	1985
9.	112	1981
10.	120	1990

Fewest Earned Runs Allowed

1.	23	1984
2.	25	1983
3.	26	1985
4.	28	1986
5.	31	1988
6.	35	1987
7.	39	1991
8.	51	1996
9.	61	1981
10.	63	1990

Fewest Walks Allowed

1.	26	1983
2.	34	1984
3.	48	1988
4.	55	1987
5.	58	1996
6.	61	1985
7.	63	1992
8.	65	1991
9.	68	1989
10.	74	1986

Strikeouts

1.	331	2019
2.	323	2022
3.	285	2021
4.	273	2009
5.	260	2018
	260	1986
7.	259	1999
8.	254	2006
9.	230	1996
10.	223	2011

Strikeouts Looking

1.	90	2019
2.	85	2018
3.	84	2022
4.	72	2009
5.	69	2021
	69	2011
7.	61	2017
8.	57	2013
9.	55	2007
10.	51	2012

Fewest Doubles Allowed

1.	26	1996
2.	32	2023
3.	33	1994
4.	36	1999
5.	37	2024
	37	2022
7.	44	2021
	44	1997
9.	45	1998
10.	46	1995

Fewest Triples Allowed

1.	1	2019
	1	2007
3.	2	2021
	2	1996
5.	3	2022
	3	2009
7.	4	2025
	4	2024
	4	2012
	4	1998
	4	2008

Fewest Home Runs Allowed

1.	5	1999
	5	1996
3.	6	2002
4.	7	1993
	7	1994
	7	1997
7.	11	1995
8.	13	1998
	13	2000
10.	14	2001

Batters Faced

1.	1900	2011
2.	1690	2012
3.	1640	1989
4.	1594	1995
5.	1578	2008
6.	1571	2019
7.	1556	1997
8.	1555	2015
9.	1543	2013
10.	1534	2010

Fewest Hit Batters

1.	4	1988
	4	1992
	4	1994
	4	1996
5.	5	1985
	5	1987
7.	6	1991
	6	1990
9.	7	1993
10.	8	1999

Runners Picked Off

1.	5	2018
2.	4	2012
	4	2014
4.	3	2025
	3	2016
	3	2015
	3	2007
	3	2011

Fielding Percentage

1.	.973 (945-413-37)	1996
2.	.970 (1040-356-43)	2018
3.	.967 (1043-335-47)	2022
4.	.966 (830-262-39)	2023
	.966 (1011-481-53)	2006
6.	.965 (1081-518-58)	1997
7.	.964 (927-346-47)	2025
	.964 (1225-502-64)	2011
9.	.963 (920-250-45)	2021
	.963 (1059-562-63)	1987

Chances

1.	1855	1994
2.	1791	2011
3.	1785	1986
4.	1776	1989
5.	1746	2000
6.	1721	2005
7.	1711	2012
8.	1706	1995
9.	1684	1987
10.	1682	2004

Putouts

1.	1242	2019
2.	1225	2011
3.	1190	1989
4.	1136	1994
5.	1131	1986
6.	1129	2000
7.	1123	2005
8.	1108	2012
9.	1103	1995
10.	1081	1997

Assists

1.	630	1994
2.	569	1993
3.	563	1986
4.	562	1987
5.	543	2000
6.	533	2003
7.	532	1995
8.	531	2005
9.	530	2004
10.	526	2012

Fewest Errors

1.	37	1996
2.	39	2023
3.	43	2018
4.	45	2021
5.	47	2025
6.	47	2022
7.	53	1988
	53	2006
9.	55	2002
10.	58	2019
	58	1997
	58	1999

Double Plays Turned

1.	31	2011
2.	24	2019
3.	23	2016
	23	2002
5.	21	2024
6.	20	2003
7.	18	2018
	18	2007
9.	17	1995
	17	2013

Fewest Stolen Bases Against

1.	26	2007
2.	28	2018
3.	31	2023
4.	35	2019
5.	37	2008
6.	38	2017
7.	40	2022
8.	45	2025
	45	2024
	45	2014

Most Caught Stealing By

1.	22	2008
	22	2014
3.	21	2012
4.	19	2013
5.	16	2016
	16	2011
7.	15	2010
8.	14	2017
	14	2007
	14	2009
	14	2015

2025 Mark in Bold

OVC TOURNAMENT CHAMPIONS | 1994 • 1996 • 1997 • 1998 • 1999 • 2019 • 2024

NCAA TOURNAMENT | 1999 • 2019 • 2024



SOUTHEAST MISSOURI

2026 SOFTBALL MEDIA GUIDE

#FEELINROWDY

Annual Leaders

Batting Average

1981	.355	Jayne Creek
1982	.287	Debbie Kennedy
1983	.211	Lori Alexander
1984	.383	Tracie Eudaley
1985	.313	Connie Simmons
1986	.367	Julie Hume
1987	.374	Pat McDonagh
1988	.301	Julie Hume
1989	.362	Lisa Foster
1990	.298	Ginger Hagler
1991	.319	Cathy Retherford
1992	.364	Karen Hudson
1993	.400	Shelley Trieb
1994	.359	Jodi Smith
1995	.399	Lisa Kraxner
1996	.388	Janis Swiderski
1997	.395	Kim Palmer
1998	.413	Kim Palmer
1999	.409	Jenny Oermann
2000	.321	Jenny Doebling
2001	.388	Renee Enos
2002	.312	Brooke Nett
2003	.333	Brooke Nett
2004	.331	Kelly Birk
2005	.343	Lindsay Pickering
2006	.364	Megan McDonald
2007	.333	Michelle Summers
2008	.406	Megan McDonald
2009	.341	Nicole Troncoso
2010	.345	Nicole Troncoso
2011	.386	Carmen Fowler
2012	.367	Evan Sallis
2013	.403	Alexis Anderson
2014	.424	Savannah Carpenter
2015	.389	Kayla Fortner
2016	.320	Claire Wernig
2017	.412	Rachel Anderson
2018	.373	Rachel Anderson
2019	.454	Rachel Anderson
2020	.480	Rachel Anderson
2021	.375	Rachel Anderson
2022	.353	Kaylee Anderson
2023	.352	Paige Halliwill
2024	.361	Abigail Rickermann
2025	.404	Sydney Dennis

Slugging Percentage

1981	.579	Jayne Creek
1982	.456	Debbie Kennedy
1983	.268	Lori Alexander
1984	.467	Tracie Eudaley
1985	.379	Robin Keating
1986	.528	Pat McDonagh
1987	.448	Pat McDonagh
1988	.439	Julie Hume
1989	.462	Lisa Foster
1990	.484	Ginger Hagler
1991	.429	Karen Hudson
1992	.531	Karen Hudson

1993	.629	Shelley Trieb
1994	.536	Robyn Sitzes
1995	.619	Lisa Kraxner
1996	.570	Lisa Kraxner
1997	.622	Kim Palmer
1998	.776	Kim Palmer
1999	.553	Jenny Oermann
2000	.461	Jenny Doebling
2001	.545	Renee Enos
2002	.411	Dawn Piantino
2003	.496	Brooke Nett
2004	.458	Kelly Birk
2005	.593	Michelle Summers
2006	.582	Michelle Summers
2007	.667	Michelle Summers
2008	.691	Michelle Summers
2009	.486	Alex Ramirez
2010	.429	Nicole Troncoso
2011	.527	Shelby Kuryllo
2012	.470	Taylor Cowan
2013	.632	Alexis Anderson
2014	.656	Savannah Carpenter
2015	.832	Kayla Fortner
2016	.557	Haylee Krack
2017	.719	Rachel Anderson
2018	.547	Rachel Anderson
2019	.842	Rachel Anderson
2020	.880	Rachel Anderson
2021	.762	Ashley Ellis
2022	.634	Kaylee Anderson
2023	.610	Aubrie Shore
2024	.573	Marissa Peek
2025	.574	Sydney Melton

On-Base Percentage

1981	.383	Monica Buehrle
1982	.358	Debbie Kennedy
1983	.282	Lori Alexander
1984	.395	Tracie Eudaley
1985	.393	Pat McDonagh
1986	.410	Julie Hume
1987	.410	Pat McDonagh
1988	.342	Theresa Schulte
1989	.403	Lisa Foster
1990	.380	Sue Stulgo
1991	.364	Cathy Retherford
	.364	Karen Hudson
1992	.403	Karen Hudson
1993	.436	Shelley Trieb
1994	.404	Robyn Sitzes
1995	.453	Lisa Kraxner
1996	.420	Lisa Kraxner
1997	.439	Kim Palmer
1998	.479	Kim Palmer
1999	.458	Jenny Oermann
2000	.385	Jenny Doebling
2001	.436	Renee Enos
2002	.378	Courtney Eklund
2003	.420	Brooke Nett
2004	.403	Kelly Birk
2005	.419	Kelly Birk

2006	.410	Megan McDonald
2007	.440	Michelle Summers
2008	.472	Michelle Summers
2009	.456	Alex Ramirez
2010	.419	Melissa Walker
2011	.445	Carmen Fowler
2012	.405	Evan Sallis
2013	.434	Alexis Anderson
2014	.483	Savannah Carpenter
2015	.523	Kayla Fortner
2016	.392	Savannah Carpenter
2017	.483	Rachel Anderson
2018	.469	Rachel Anderson
2019	.551	Rachel Anderson
2020	.541	Rachel Anderson
2021	.476	Rachel Anderson
2022	.424	Kaylee Anderson
2023	.461	Paige Halliwill
2024	.431	Abigail Rickermann
2025	.438	Sydney Dennis

At Bats

1981	110	Monica Buehrle
1982	166	Tina Revelle
1983	81	Twanda Moore
1984	107	Tracie Eudaley
1985	145	Robin Keating
1986	178	Pat McDonagh
1987	164	Tracie Eudaley
1988	136	Lisa Thornton
1989	176	Lisa Thornton
	176	Jackie Craig
1990	148	Karen Hudson
	148	Alice Marler
1991	159	Carol Chilton
1992	162	Karen Hudson
1993	142	Amy Evers
1994	183	Amy Evers
1995	169	Amy Evers
	169	Kelly Heatherington
1996	152	Janis Swiderski
1997	186	Chris Shetley
1998	176	Chris Shetley
1999	161	Ricki DeArmon
2000	181	Kelsey White
2001	147	Reagan Hamlin
2002	124	Dawn Piantino
2003	141	Kate Groden
2004	166	Kelly Birk
2005	182	Michelle Summers
2006	170	Michelle Summers
2007	159	Stacia Dopudja
2008	167	Jennifer Vasquez
2009	154	Renee Kertz
2010	168	Nicole Troncoso
2011	208	Evan Sallis
2012	188	Evan Sallis
2013	147	Kaitlin Zink
2014	125	Savannah Carpenter
2015	151	Taylor McDannold
	151	Lindsey Patterson

2016	169	Claire Wernig
2017	153	Rachel Anderson
2018	150	Rachel Anderson
2019	197	Mykaela Arellanes
2020	50	Rachel Anderson
2021	136	Rachel Anderson
2022	153	Kaylee Anderson
2023	125	Paige Halliwill
2024	160	Aubrie Shore
2025	161	Sydney Dennis

Runs Scored

1981	21	Monica Buehrle
1982	20	Jo Ann Betts
1983	11	Kathy Rediger
1984	20	Lori Alexander
1985	23	Lori Alexander
	23	Pat McDonagh
1986	41	Pat McDonagh
1987	34	Pat McDonagh
1988	17	Theresa Schulte
1989	29	Lisa Foster
1990	26	Lisa Thornton
1991	37	Karen Hudson
1992	46	Karen Hudson
1993	25	Robyn Horace
	25	Gail Salger
1994	38	Amy Evers
1995	40	Kelly Heatherington
1996	37	Janis Swiderski
1997	41	Kim Palmer
1998	48	Kim Palmer
1999	29	Jenny Oermann
2000	32	Jenny Doebling
2001	31	Jenny Doebling
2002	22	Dawn Piantino
2003	23	Kate Gordon
2004	25	Suzi Lair
2005	47	Michelle Summers
2006	39	Michelle Summers
2007	36	Michelle Summers
2008	39	Michelle Summers
2009	25	Renee Kertz
2010	27	Shelby Stein
	27	Carmen Fowler
2011	43	Evan Sallis
2012	41	Evan Sallis
2013	27	Kaitlin Zink
	27	Alexis Anderson
2014	25	Haylee Krack
2015	42	Kayla Fortner
2016	32	Claire Wernig
2017	36	Mykaela Arellanes
2018	36	Rachel Anderson
2019	59	Mykaela Arellanes
2020	19	Rachel Anderson
2021	33	Kaylee Anderson
2022	37	Kaylee Anderson
2023	31	Paige Halliwill
	31	Jillian Anderson



SOUTHEAST MISSOURI

2026 SOFTBALL MEDIA GUIDE

#FEELINROWDY

Annual Leaders

2024 41 Paige Halliwill
2025 36 Sydney Dennis

Hits

1981 39 Monica Buehrle
1982 39 Tina Revelle
1983 39 Debbie Kennedy
1983 22 Linda Venable
1984 41 Tracie Eudaley
1985 43 Tracie Eudaley
1986 61 Pat McDonagh
1987 61 Pat McDonagh
1988 37 Julie Hume
1989 61 Sue Stulgo
1990 38 Alice Marler
1990 38 Sue Stulgo
1991 47 Andria Gaines
1992 59 Karen Hudson
1993 56 Shelley Trieb
1994 55 Gail Salger
1995 67 Lisa Kraxner
1996 59 Janis Swiderski
1997 68 Kim Palmer
1998 68 Jenny Oermann
1999 54 Jenny Oermann
2000 53 Kelsey White
2000 53 Jenny Doebling
2001 52 Renee Enos
2002 35 Dawn Piantino
2003 43 Brooke Nett
2004 55 Kelly Birk
2005 60 Michelle Summers
2006 55 Michelle Summers
2006 55 Megan McDonald
2007 52 Stacia Dopudja
2008 67 Megan McDonald
2009 46 Alex Ramirez
2009 46 Nicole Troncoso
2010 58 Nicole Troncoso
2011 73 Carmen Fowler
2012 69 Evan Sallis
2013 58 Alexis Anderson
2014 53 Savannah Carpenter
2015 54 Lindsey Patterson
2016 54 Claire Wernig
2017 63 Rachel Anderson
2018 56 Rachel Anderson
2019 83 Rachel Anderson
2020 24 Rachel Anderson
2021 51 Rachel Anderson
2022 54 Kaylee Anderson
2023 44 Paige Halliwill
2024 54 Aubrie Shore
2025 65 Sydney Dennis

Runs Batted In

1981 25 Jayne Creek
1982 15 Becky Bollinger
1982 15 Debbie Kennedy
1983 12 Karen Watwood
1984 25 Christy Barks

1985 29 Linda Venable
1986 41 Tracie Eudaley
1987 38 Tracie Eudaley
1988 23 Julie Hume
1989 22 Theresa Schulte
1990 30 Alice Marler
1991 24 Alice Marler
1992 45 Karen Hudson
1993 46 Shelley Trieb
1994 26 Robin Sitzes
1995 43 Lisa Kraxner
1996 37 Lisa Kraxner
1996 37 Jodi Smith
1997 41 Kim Palmer
1998 44 Kim Palmer
1999 33 Renee Enos
2000 28 Courtney Eklund
2001 26 Jenny Doebling
2002 16 Reagan Hamlin
2003 24 Alana Bagby-Leonard
2004 20 Alana Bagby-Leonard
2005 31 Kelly Birk
2006 33 Michelle Summers
2007 40 Stacia Dopudja
2008 41 Megan McDonald
2009 27 Jennifer Vasquez
2009 27 Alex Ramirez
2010 25 Jennifer Vasquez
2011 48 Renee Kertz
2012 45 Renee Kertz
2013 28 Taylor Cowan
2014 29 Savannah Carpenter
2015 48 Kayla Fortner
2016 30 Savannah Carpenter
2017 33 Rachel Anderson
2018 37 Sarah Messex
2019 60 Ashley Ellis
2020 21 Ashley Ellis
2021 46 Ashley Ellis
2022 36 Paige Halliwill
2023 33 Aubrie Shore
2023 33 Alyson Tucker
2024 32 Aubrie Shore
2025 49 Brooklyn Saysoff

Doubles

1981 5 Monica Buehrle
1982 6 Debbie Kennedy
1982 6 Becky Bollinger
1983 7 Kathy Rediger
1984 7 Tracie Eudaley
1985 4 Lori Alexander
1986 9 Tracie Eudaley
1987 7 Chris Wood
1988 6 Julie Hume
1989 10 Andria Gaines
1990 14 Alice Marler
1991 8 Shelley Trieb
1992 11 Karen Hudson
1993 18 Shelley Trieb
1994 9 Amy Evers

1995 15 Jodi Smith
1996 13 Jodi Smith
1997 17 Chris Shetley
1998 23 Chris Shetley
1999 10 Anne Trieb
2000 14 Jenny Doebling
2001 10 Renee Enos
2002 10 Courtney Eklund
2002 10 Dawn Piantino
2003 8 Brooke Nett
2004 18 Kelly Birk
2005 16 Michelle Summers
2006 13 Stephanie Huffman
2007 11 Stacia Dopudja
2008 15 Megan McDonald
2009 11 Carmen Fowler
2010 9 Nicole Troncoso
2011 12 Taylor Cowan
2012 12 Carmen Fowler
2012 12 Lindsey Patterson
2013 9 Taylor Cowan
2013 9 Kaitlin Zink
2014 9 Savannah Carpenter
2015 10 Kayla Fortner
2016 12 Harli Wheeler
2017 10 Rachel Anderson
2018 11 Rachel Anderson
2019 12 Rachel Anderson
2020 5 Rachel Anderson
2021 11 Jillian Anderson
2022 13 Aubrie Shore
2023 14 Kat Sackett
2024 16 Aubrie Shore
2025 15 Brooklyn Saysoff
2025 15 Sydney Melton

Triples

1981 10 Jayne Creek
1982 7 Debbie Kennedy
1983 4 Kathy Rediger
1984 4 Kathy Rediger
1984 4 Lisa Bean
1985 3 Tracie Eudaley
1985 3 Lori Alexander
1986 7 Julie Hume
1986 7 Robin Keating
1987 4 Chris Wood
1988 4 Theresa Schulte
1988 4 Julie Hume
1989 3 Karen Hudson
1990 4 Ginger Hagler
1991 5 Ginger Hagler
1992 4 Traci Wren
1992 4 Robin Sitzes
1993 4 Lesley Mueller
1994 5 Lesley Mueller
1995 7 Lisa Kraxner
1996 4 Janis Swiderski
1996 4 Lisa Kraxner
1997 7 Kim Palmer
1998 2 Chris Shetley

1999 2 Jenny Oermann
1999 5 Kelsey White
2000 7 Kelsey White
2001 4 Jenny Doebling
2002 2 Christine Knobbe
2003 2 Brooke Nett
2003 2 Kelly Birk
2004 2 Lindsay Pickering
2005 3 Stephanie Mata
2006 2 Lindsay Pickering
2007 1 Michelle Summers
2007 1 Lindsay Pickering
2008 1 Carmen Fowler
2008 1 Whitney Dupuis
2009 2 Jennifer Vasquez
2010 2 Carmen Fowler
2011 3 Carmen Fowler
2012 3 Evan Sallis
2013 2 Lindsey Patterson
2014 1 Savannah Carpenter
2015 2 Shelby Eccles
2016 3 Harli Wheeler
2017 8 Rachel Anderson
2018 6 Rachel Anderson
2019 10 Rachel Anderson
2020 5 Rachel Anderson
2021 2 Rachel Anderson
2021 2 Austine Pauley
2022 3 Abigail Rickermann
2023 5 Sydney Dennis
2024 3 Paige Halliwill
2025 3 Sydney Dennis

Home Runs

1981 5 Debbie Kennedy
1982 2 Kathy Rediger
1983 2 Karen Watwood
1983 2 Linda Venable
1984 2 Christy Barks
1985 2 Connie Simmons
1985 2 Robin Keating
1986 6 Pat McDonagh
1987 3 Kelly Nelis
1988 1 Andria Gaines
1988 1 Julie Hume
1988 1 Mimi Trouy
1989 3 Jackie Craig
1990 3 Ginger Hagler
1991 2 Karen Hudson
1992 4 Karen Hudson
1993 5 Traci Wren
1994 6 Robyn Sitzes
1995 3 Lisa Kraxner
1995 3 Jodi Smith
1996 4 Kim Palmer
1996 4 Lisa Kraxner
1997 5 Chris Shetley
1997 5 Kim Palmer
1998 11 Kim Palmer
1999 3 Jenny Oermann
2000 3 Courtney Eklund

OVC TOURNAMENT CHAMPIONS | 1994 • 1996 • 1997 • 1998 • 1999 • 2019 • 2024

NCAA TOURNAMENT | 1999 • 2019 • 2024



SOUTHEAST MISSOURI

2026 SOFTBALL MEDIA GUIDE

#FEELINROWDY

Annual Leaders

	3	Renee Enos
2001	4	Jenny Doehring
2002	2	Dawn Piantino
	2	Reagan Hamlin
	2	Jennifer Cobin
	2	Jamie Birk
2003	6	Alana Bagby-Leonard
2004	3	Alana Bagby-Leonard
2005	10	Michelle Summers
2006	11	Michelle Summers
2007	14	Michelle Summers
2008	13	Michelle Summers
2009	6	Alex Ramirez
2010	3	Carmen Fowler
2011	9	Shelby Kuryllo
2012	6	Renee Kertz
2013	9	Simone Patterson
2014	10	Haylee Krack
2015	16	Kayla Fortner
2016	8	Haylee Krack
2017	7	Rachel Anderson
2018	8	Sarah Messex
2019	17	Ashley Ellis
2020	8	Ashley Ellis
2021	19	Ashley Ellis
2022	11	Kaylee Anderson
2023	7	Aubrie Shore
2024	7	Marissa Peek
2025	8	Gracie Luna

Total Bases

1981	62	Jayne Creek
1982	62	Debbie Kennedy
1983	37	Kathy Rediger
1984	50	Tracie Eudaley
1985	55	Robin Keating
1986	94	Pat McDonagh
1987	73	Pat McDonagh
1988	54	Julie Hume
1989	65	Sue Stulgo
1990	60	Ginger Hagler
	60	Alice Marler
1991	63	Karen Hudson
1992	86	Karen Hudson
1993	88	Shelley Trieb
1994	67	Robyn Sitzes
	67	Gail Salger
1995	104	Lisa Kraxner
1996	85	Lisa Kraxner
1997	107	Kim Palmer
1998	111	Kim Palmer
1999	73	Jenny Oermann
2000	82	Kelsey White
2001	73	Renee Enos
2002	51	Dawn Piantino
2003	64	Brooke Nett
2004	76	Kelly Birk
2005	108	Michelle Summers
2006	99	Michelle Summers
2007	102	Michelle Summers

2008	114	Michelle Summers
2009	67	Alex Ramirez
2010	72	Nicole Troncoso
2011	97	Carmen Fowler
2012	85	Taylor Cowan
2013	91	Alexis Anderson
2014	82	Savannah Carpenter
2015	109	Kayla Fortner
2016	67	Danielle Turner
2017	110	Rachel Anderson
2018	82	Rachel Anderson
2019	154	Rachel Anderson
2020	44	Rachel Anderson
2021	99	Ashley Ellis
2022	97	Kaylee Anderson
2023	72	Aubrie Shore
2024	84	Paige Halliwill
2025	84	Sydney Dennis

Walks

1981	11	Kathy Rediger
1982	16	Becky Bollinger
1983	7	Kathy Rediger
	7	Lori Alexander
1984	12	Karen Watwood
	12	Linda Venable
1985	27	Kathy Blair
1986	19	Pat McDonagh
1987	15	Connie Simmons
1988	12	Theresa Schulte
1989	29	Karen Hudson
1990	18	Sue Stulgo
1991	17	Shelley Trieb
1992	16	Alice Marler
	16	Robyn Horace
1993	14	Robyn Horace
1994	20	Shelley Trieb
	20	Julie Davis
	20	Amy Evers
1995	25	Kelly Heatherington
1996	20	Jodi Smith
1997	19	Tami Hebert
1998	24	Tami Hebert
1999	24	Tami Hebert
2000	17	Jenny Doehring
2001	17	Jenny Doehring
2002	16	Courtney Eklund
	16	Dawn Piantino
2003	19	Amy Murphy
2004	20	Suzi Lair
2005	28	Kelly Birk
2006	19	Charlene Ramirez
2007	24	Michelle Summers
2008	25	Alex Ramirez
2009	29	Alex Ramirez
2010	28	Alex Ramirez
2011	23	Carmen Fowler
	23	Renee Kertz
2012	18	Lindsey Patterson
2013	19	Lindsey Patterson

2014	19	Haylee Krack
2015	37	Kayla Fortner
2016	34	Sarah Messex
2017	22	Mykaela Arellanes
2018	25	Rachel Anderson
2019	35	Rachel Anderson
2020	11	Ashley Ellis
2021	30	Jillian Anderson
2022	19	Aubrie Shore
2023	26	Jillian Anderson
2024	18	Paige Halliwill
2025	23	Tatum Gerwitz

Hit By Pitch

1981	1	Tami Branson
	1	Debbie Schill
1982	1	Becky Bollinger
	1	Sherry Hamilton
	1	Kathy Rediger
1985	1	Lori Alexander
	1	Tracie Eudaley
	1	Twanda Moore
1986	5	Kelly Nelis
1987	3	Kelly Nelis
1988	1	Kathy Knaup
1989	2	Lisa Thornton
1990	4	Sue Stulgo
1991	2	Cathy Retherford
1992	3	Julie Davis
1993	2	Kim Staffey
1994	2	Julie Davis
	2	Robyn Sitzes
	2	Shelley Trieb
1995	8	Julie Davis
1996	2	Kelly Heatherington
	2	Lisa Kraxner
	2	Karen Noel
	2	Janis Swiderski
1997	8	Chris Shetley
1998	3	Chris Shetley
1999	5	Anne Trieb
2000	7	Brooke Nett
2001	14	Brooke Nett
2002	4	Brooke Nett
2003	10	Brooke Nett
2004	9	Victoria Torrez
2005	6	Victoria Torrez
2006	4	Michelle Summers
	4	Stephanie Huffman
2007	5	Michelle Summers
2008	10	Michelle Summers
2009	4	Elise Sperakos
2010	8	Shelby Stein
2011	7	Shelby Stein
2012	8	Lindsey Patterson
2013	6	Lindsey Patterson
2014	6	Jamie Woodworth
2015	3	Meaghan Touchette
	3	Lindsey Patterson
2016	10	Haylee Krack

2017	4	Claudia Gallo
	4	Darby Pruett
2018	9	Sarah Messex
2019	17	Claudia Gallo
2020	6	Kaylee Anderson
2021	6	Kaylee Anderson
2022	10	Paige Halliwill
2023	8	Paige Halliwill
2024	6	Paige Halliwill
2025	7	Sydney Melton

Strikeouts

1981	11	Kathy Rediger
1982	17	Kathy Rediger
1983	14	Lisa Bean
1984	22	Lisa Bean
1985	21	Pat McDonagh
1986	17	Julie Hume
1987	13	Kelly Nelis
	13	Chris Wood
1988	9	Ann Dooley
1989	13	Karen Hudson
1990	20	Tracy Bione
1991	26	Carol Chilton
1992	21	Julie Lehmbeck
	21	Robyn Sitzes
	21	Kim Staffey
1993	27	Traci Wren
1994	19	Traci Wren
1995	25	Jodi Smith
1996	25	Kim Palmer
1997	23	Josie Earnest
1998	28	Kim Palmer
1999	24	Courtney Eklund
	24	Tami Hebert
2000	42	Courtney Eklund
2001	29	Reagan Hamlin
2002	28	Reagan Hamlin
2003	25	Alana Bagby-Leonard
2004	31	Lindsay Pickering
2005	40	Megan McDonald
2006	45	Lauren Bradley
2007	41	Stacia Dopudja
2008	26	Stacia Dopudja
2009	37	Shelby Stein
2010	45	Shelby Stein
2011	54	Kaitlin Zink
2012	29	Kaitlin Zink
2013	31	Kaitlin Zink
2014	31	Leah Duffe
2015	20	Meaghan Touchette
2016	28	Sarah Messex
	28	Darby Pruett
2017	34	Darby Pruett
2018	42	Ashley Ellis
2019	41	Ashley Ellis
2020	11	Addison Barnouski
	11	Claudia Gallo
2021	34	Ashley Ellis
2022	26	Kaylee Anderson



SOUTHEAST MISSOURI

2026 SOFTBALL MEDIA GUIDE

#FEELINROWDY

Annual Leaders

2023	17	Marissa Peek
2024	27	Aubrie Shore
2025	16	Sophie Schupp

Sacrifice Flies

1984	3	Lisa Bean
	3	Tracie Eudaley
	3	Christy Barks
1985	5	Linda Venable
1986	4	Connie Simmons
1987	1	Kelly Nelis
	1	Dina Doolen
	1	Tracie Eudaley
1988	1	Ann Dooley
1989	3	Theresa Schulte
1991	3	Cathy Retherford
1992	2	Karen Hudson
1993	4	Shelley Trieb
1994	6	Kim Staffey
1995	4	Lisa Kraxner
	4	Jodi Smith
1996	3	Jodi Smith
	3	Janis Swiderski
1997	1	Kim Palmer
	1	Melissa Thornton
	1	Michelle Frank
1998	3	Tami Hebert
1999	1	Renee Enos
	1	Tami Hebert
	1	Joanna Hicks
	1	Michelle Frank
	1	Courtney Eklund
2000	3	Renee Enos
2001	2	Renee Enos
	2	Erica Bonilla
	2	Kemi Rampi
2002	1	Brooke Nett
	1	Reagan Hamlin
	1	Dawn Piantino
2003	2	Kate Groden
2004	2	Suzi Lair
2005	3	Megan McDonald
2006	3	Jennifer Monaghan
2007	2	Katie Otterness
2008	2	Lauren Bradley
2009	1	Alex Ramirez
	1	Lauren Bradley
	1	Jennifer Vasquez
2010	2	Jennifer Vasquez
	2	Nicole Troncoso
2011	5	Carmen Fowler
2012	3	Renee Kertz
	3	Brittany Smith
2013	1	Taylor Cowan
	1	Simone Patterson
	1	Xia Wilson
	1	Jamie Woodworth
2014	2	Meaghan Touchette
	2	Savannah Carpenter
2015	2	Kayla Fortner

2016	2	Savannah Carpenter
	2	Danielle Turner
	2	Darby Pruett
	2	Riley Hayes
	2	Savannah Carpenter
2017	3	Parker Bandy
2018	4	Abby Tillotson
2019	3	Ashley Ellis
2020	2	Rachel Anderson
	2	Claudia Gallo
2021	2	Kynzie Wrigley
	2	Ashley Ellis
2022	3	Aubrie Shore
2023	5	Alyson Tucker
2024	4	Paige Halliwill
	4	Aubrie Shore
	4	Marissa Peek
2025	5	Gracie Luna

Sacrifice Hits

1981	7	Jayne Creek
	7	Margaret Schelich
1982	7	Jo Ann Betts
1984	3	Twanda Moore
	3	Karen Watwood
1985	6	Tracie Eudaley
	6	Carolyn Geile
	6	Linda Venable
1986	13	Linda Venable
	13	Kelly Nelis
1987	14	Kelly Nelis
1988	9	Julie Hume
1989	13	Sue Stulgo
1990	10	Lisa Thornton
1991	21	Alice Marler
1992	23	Robyn Horace
1993	16	Robyn Horace
1994	19	Lesley Mueller
1995	15	Amy Evers
1996	15	Kelly Heatherington
1997	15	Jenny Oermann
1998	9	Tami Hebert
1999	8	Joanna Hicks
2000	7	Brooke Nett
2001	9	Kemi Rampi
2002	7	Kemi Rampi
2003	9	Kate Groden
2004	12	Amy Murphy
	12	Victoria Torrez
2005	11	Victoria Torrez
2006	15	Charlene Ramirez
2007	9	Stephanie Mata
2008	8	Jennifer Vasquez
2009	9	Elise Sperakos
2010	9	Shelby Stein
2011	8	Kaitlin Zink
	8	Shelby Kuryllo
2012	8	Evan Sallis
2013	8	Xia Wilson
2014	9	Chelsea Smith

2015	5	India Davis
2016	8	Harli Wheeler
2017	6	Brooke Rheinecker
2018	8	Brooke Rheinecker
2019	5	Rachael Donald
2020	2	Kaylee Anderson
	2	Claudia Gallo
2021	6	Rachel Anderson
2022	5	Paige Halliwill
2023	3	Paige Halliwill
	3	Abigail Rickermann
	3	Sydney Dennis
2024	4	Brittany Affolter
	4	Tatum Gerwitz
2025	4	Tatum Gerwitz

Stolen Bases

1981	5	Jo Ann Betts
1982	7	Tina Revelle
	7	Debbie Kennedy
1983	12	Twanda Moore
1984	13	Twanda Moore
1985	13	Pat McDonagh
1986	13	Pat McDonagh
1987	17	Pat McDonagh
1988	10	Lisa Thornton
1989	28	Lisa Thornton
1990	31	Lisa Thornton
1991	12	Carol Chilton
1992	32	Julie Lehmbek
1993	30	Julie Davis
1994	13	Amy Evers
1995	6	Erin Frazier
1996	11	Erin Frazier
1997	14	Kim Palmer
1998	13	Michelle Frank
1999	9	Ricki DeArmon
2000	11	Kelsey White
2001	7	Brooke Nett
2002	9	Michelle Lunsford
2003	4	Stacey Declue
	4	Amy Murphy
2004	3	Stephanie Mata
2005	6	Callie Brittan
2006	5	Lindsay Pickering
2007	5	Stephanie Mata
2008	4	Carmen Fowler
2009	4	Shelby Stein
2010	5	Melissa Walker
2011	20	Cheyenne Gipson
2012	22	Evan Sallis
2013	18	Kaitlin Zink
2014	8	Nicole Deering
2015	10	India Davis
2016	14	Harli Wheeler
2017	16	Mykaela Arellanes
2018	15	Rachel Anderson
2019	23	Rachel Anderson
2020	9	Radhel Anderson
2021	12	Rachel Anderson

2022	11	Paige Halliwill
2023	10	Sydney Dennis
2024	16	Paige Halliwill
2025	17	Tatum Gerwitz

Earned Run Average

1981	1.01	Carol Heitman
1982	2.96	Kathy Williams
1983	0.81	Kenda Webb
1984	0.59	Tracie Eudaley
1985	0.36	Tracie Eudaley
1986	0.33	Tracie Eudaley
1987	0.50	Tracie Eudaley
1988	0.62	Beth Russell
1989	1.27	Missy Sanges
1990	0.69	Missy Sanges
1991	0.77	Alice Marler
1992	1.14	Melanie Thompson
1993	1.34	Amy Johannsen
1994	1.20	Nikki Mortimer
1995	1.66	Sara Reichert
1996	0.91	Chris Engelhardt
1997	1.35	Chris Engelhardt
1998	1.43	Debbie Schmelz
1999	1.35	Chris Engelhardt
2000	1.69	Jenny Doehring
2001	2.36	Jenny Doehring
2002	2.58	Kristen King
2003	2.44	Jessica Hunter
2004	2.09	Kelly Birk
2005	1.69	Elaine Fisher
2006	1.88	Elaine Fisher
2007	2.87	Elaine Fisher
2008	2.75	Elaine Fisher
2009	2.42	Giana Zimmerman
2010	3.79	Stefanie Barnes
2011	2.99	Alora Marble
2012	2.64	Alora Marble
2013	4.18	Taylor Cowan
2014	4.41	Hannah Durham
2015	4.00	Madeline Krumrey
2016	3.64	Madeline Krumrey
2017	2.38	Madeline Krumrey
2018	2.04	Haley Thogmartin
2019	1.78	Haley Thogmartin
2020	0.70	Rachel Rook
2021	2.36	Rachel Rook
2022	2.54	Rachel Rook
2023	2.07	Marisa Davis
2024	2.41	Paytience Holman
2025	2.44	Delaney Kell

Innings Pitched

1981	76.2	Linda Ridgely
1982	206.0	Kathy Williams
1983	78.0	Kenda Webb
1984	130.0	Tracie Eudaley
1985	212.1	Tracie Eudaley
1986	234.0	Tracie Eudaley
1987	211.1	Tracie Eudaley

OVC TOURNAMENT CHAMPIONS | 1994 • 1996 • 1997 • 1998 • 1999 • 2019 • 2024

NCAA TOURNAMENT | 1999 • 2019 • 2024



SOUTHEAST MISSOURI

2026 SOFTBALL MEDIA GUIDE

#FEELINROWDY

Annual Leaders

1988	157.0	Beth Russell
1989	214.0	Shelle Wadsworth
1990	178.0	Alice Marler
1991	263.0	Alice Marler
1992	160.0	Alice Marler
1993	136.0	Amy Johannsen
1994	151.1	Nikki Mortimer
1995	143.0	Sara Reichert
1996	120.1	Sara Reichert
1997	150.0	Debbie Schmelz
1998	167.0	Debbie Schmelz
1999	166.2	Debbie Schmelz
2000	160.1	Renee Mueller
2001	160.1	Jenny Doehring
2002	117.0	Kelly Birk
2003	106.1	Jessica Hunter
2004	149.1	Amy Fahnestock
2005	191.2	Amy Fahnestock
2006	197.2	Elaine Fisher
2007	227.0	Elaine Fisher
2008	234.1	Elaine Fisher
2009	185.0	Giana Zimmerman
2010	179.0	Stefanie Barnes
2011	159.1	Alora Marble
2012	206.2	Alora Marble
2013	176.0	Taylor Cowan
2014	103.0	Keaira Schilling
2015	176.2	Madeline Krumrey
2016	138.1	Madeline Krumrey
2017	141.0	Madeline Krumrey
2018	146.2	Madeline Krumrey
2019	177.0	Haley Thogmartin
2020	40.0	Rachel Rook
2021	163.0	Rachel Rook
2022	179.1	Rachel Rook
2023	109.2	Delaney Kell
2024	151.1	Paytience Holman
2025	86.0	Delaney Kell

Hits Allowed

1981	57	Linda Ridgely
1982	164	Kathy Williams
1983	45	Kenda Webb
1984	80	Tracie Eudaley
1985	124	Tracie Eudaley
1986	99	Beth Russell
1987	136	Tracie Eudaley
1988	116	Beth Russell
1989	172	Shelle Wadsworth
1990	159	Alice Marler
1991	188	Alice Marler
1992	141	Alice Marler
1993	113	Amy Johannsen
1994	114	Nikki Mortimer
1995	131	Nikki Mortimer
1996	88	Sara Reichert
1997	141	Debbie Schmelz
1998	124	Debbie Schmelz
1999	155	Debbie Schmelz
2000	191	Renee Mueller

2001	170	Kristen King
2002	126	Kelly Birk
2003	130	Jessica Hunter
2004	140	Amy Fahnestock
2005	182	Amy Fahnestock
2006	193	Elaine Fisher
2007	258	Elaine Fisher
2008	246	Elaine Fisher
2009	148	Giana Zimmerman
2010	202	Whitney Dupuis
2011	169	Alora Marble
2012	216	Alora Marble
2013	205	Taylor Cowan
2014	137	Keaira Schilling
2015	218	Madeline Krumrey
2016	154	Madeline Krumrey
2017	149	Madeline Krumrey
2018	160	Madeline Krumrey
2019	158	Haley Thogmartin
2020	31	Paytience Holman
2021	114	Rachel Rook
2022	121	Rachel Rook
2023	97	Delaney Kell
2024	140	Paytience Holman
2025	76	Delaney Kell

Runs Allowed

1981	36	Kathy Williams
1982	112	Kathy Williams
1983	20	Jeanette Vogt
1984	31	Tracie Eudaley
1985	57	Tracie Eudaley
1986	55	Beth Russell
1987	42	Beth Russell
1988	50	Beth Russell
1989	76	Shelle Wadsworth
1990	64	Alice Marler
1991	67	Alice Marler
1992	70	Alice Marler
1993	56	Lori Neely
1994	50	Amy Johannsen
1995	66	Nikki Mortimer
1996	27	Debbie Schmelz
1997	58	Debbie Schmelz
	58	Sara Reichert
1998	66	Chris Engelhardt
1999	63	Debbie Schmelz
2000	89	Renee Mueller
2001	88	Kristen King
2002	67	Kelly Birk
2003	83	Kelly Birk
2004	87	Amy Fahnestock
2005	94	Amy Fahnestock
2006	80	Stephanie Huffman
2007	145	Elaine Fisher
2008	131	Elaine Fisher
2009	86	Giana Zimmerman
2010	133	Stefanie Barnes
2011	93	Alora Marble
2012	108	Alora Marble

2013	146	Taylor Cowan
2014	97	Keaira Schilling
2015	122	Madeline Krumrey
2016	94	Madeline Krumrey
2017	69	Alexis Estes
2018	88	Madeline Krumrey
2019	67	Haley Thogmartin
2020	17	Paytience Holman
2021	62	Rachel Rook
2022	81	Rachel Rook
2023	52	Paytience Holman
2024	64	Paytience Holman
2025	41	Willow Van Haren

Earned Runs Allowed

1981	19	Linda Ridgely
1982	87	Kathy Williams
1983	9	Kenda Webb
	9	Jeanette Vogt
1984	12	Jeanette Vogt
1985	11	Tracie Eudaley
1986	16	Beth Russell
1987	20	Beth Russell
1988	17	Shelle Wadsworth
1989	45	Shelle Wadsworth
1990	31	Alice Marler
1991	29	Alice Marler
1992	45	Alice Marler
1993	42	Lori Neely
1994	30	Amy Johannsen
1995	47	Nikki Mortimer
1996	21	Debbie Schmelz
1997	50	Sara Reichert
1998	49	Chris Engelhardt
1999	46	Debbie Schmelz
2000	60	Renee Mueller
2001	60	Kristen King
2002	46	Rachel Van Fleet
2003	55	Kelly Birk
2004	62	Amy Fahnestock
2005	66	Amy Fahnestock
2006	66	Stephanie Huffman
2007	93	Elaine Fisher
2008	92	Elaine Fisher
2009	66	Whitney Dupuis
2010	100	Whitney Dupuis
2011	79	Shea Cothren
2012	78	Alora Marble
2013	105	Taylor Cowan
2014	86	Keaira Schilling
2015	101	Madeline Krumrey
2016	72	Madeline Krumrey
2017	56	Alexis Estes
2018	79	Madeline Krumrey
2019	45	Haley Thogmartin
2020	12	Paytience Holman
2021	55	Rachel Rook
2022	65	Rachel Rook
2023	44	Delaney Kell
2024	52	Paytience Holman
2025	30	Delaney Kell

Strikeouts (Pitching)

1982	30	Kathy Williams
	30	Deb Kennedy
1983	17	Jenny Vogt
1984	53	Tracie Eudaley
1985	83	Tracie Eudaley
1986	200	Tracie Eudaley
1987	135	Tracie Eudaley
1988	57	Beth Russell
1989	64	Shelle Wadsworth
1990	79	Alice Marler
1991	162	Sara Reichert
1992	78	Alice Marler
1993	72	Amy Johannsen
1994	66	Amy Johannsen
1995	115	Sara Reichert
1996	92	Sara Reichert
1997	79	Debbie Schmelz
1998	96	Christine Engelhardt
1999	132	Christine Engelhardt
2000	81	Renee Mueller
2001	90	Jenny Doehring
2002	60	Kelly Birk
2003	47	Kelly Birk
2004	90	Amy Fahnestock
2005	114	Amy Fahnestock
2006	156	Elaine Fisher
2007	135	Elaine Fisher
2008	160	Elaine Fisher
2009	48	Whitney Dupuis
2010	89	Stefanie Barnes
2011	97	Alora Marble
2012	102	Alora Marble
2013	89	Taylor Cowan
2014	76	Keaira Schilling
2015	94	Madeline Krumrey
2016	87	Madeline Krumrey
2017	96	Madeline Krumrey
2018	108	Madeline Krumrey
2019	142	Haley Thogmartin
2020	51	Rachel Rook
2021	196	Rachel Rook
2022	221	Rachel Rook
2023	73	Delaney Kell
2024	81	Paytience Holman
2025	51	Delaney Kell

* 2020 Season shortened to 17 games due to COVID-19 pandemic



SOUTHEAST MISSOURI

2026 SOFTBALL MEDIA GUIDE

#FEELINROWDY

Coaching History

Year	Head Coach	Overall Record	Conference Record	Conference Finish	Postseason
1977	Marge Mates	6-6	-	-	-
1978	Marge Mates	7-8	-	-	-
1979	Marge Mates	9-9	-	-	-
1980	Marge Mates	21-18	-	-	-
1981	Marge Mates	22-14-1	-	-	-
	Career Record	65-55-1 (.537)			
1982	Brenda Buckner	21-28	3-1/MIAA	-	-
	Career Record	21-28 (.429)			
	MIAA Record	3-1 (.780)			
1983	Lana Richmond	13-10	3-3/MIAA	-	-
1984	Lana Richmond	25-8	8-2/MIAA	-	-
1985	Lana Richmond	32-17	9-2/MIAA	-	-
1986	Lana Richmond	40-16	13-5/MIAA	-	NCAA South Regional
1987	Lana Richmond	39-13	9-3/MIAA	-	NCAA Central Regional
1988	Lana Richmond	21-20	4-8/MIAA	-	-
1989	Lana Richmond	37-21	6-2/MIAA	-	NCAA South Regional
1990	Lana Richmond	28-21	5-5/MIAA	-	-
1991	Lana Richmond	38-14	11-4/MIAA	-	NCAA Final Four
1992	Lana Richmond	35-18	-	-	-
1993	Lana Richmond	30-19	-	-	-
1994	Lana Richmond	36-22	17-9/OVC	3rd	OVC Tournament Champions
1995	Lana Richmond	38-20	22-4/OVC	1st *	OVC Tournament Champions
1996	Lana Richmond	39-9	22-2/OVC	1st *	OVC Tournament Champions
1997	Lana Richmond	33-23-1	20-5/OVC	1st *	OVC Tournament Champions
1998	Lana Richmond	38-13-1	16-2/OVC	1st *	OVC Tournament Champions
1999	Lana Richmond	31-17	16-2/OVC	1st *	OVC Tournament Champions
					NCAA Regional (Tucson, Ariz.)
2000	Lana Richmond	31-24	17-7/OVC	3rd	OVC Tournament
2001	Lana Richmond	25-25	16-5/OVC	2nd	OVC Tournament
2002	Lana Richmond	14-27	9-12/OVC	5th	OVC Tournament
2003	Lana Richmond	18-29	11-9/OVC	4th	OVC Tournament
2004	Lana Richmond	16-36	10-14/OVC	6th	OVC Tournament
2005	Lana Richmond	27-28	13-14/OVC	5th	OVC Tournament
2006	Lana Richmond	28-24	14-13/OVC	5th	OVC Tournament
2007	Lana Richmond	20-29	11-16/OVC	8th	-
2008	Lana Richmond	24-28	11-16/OVC	8th	-
2009	Lana Richmond	29-21	16-8/OVC	2nd	OVC Tournament
2010	Lana Richmond	17-31	6-17/OVC	10th	-
2011	Lana Richmond	31-31	17-12/OVC	5th	OVC Tournament
2012	Lana Richmond	25-30	13-16/OVC	7th	-
2013	Lana Richmond	15-33	6-18/OVC	10th	-
2014	Lana Richmond	11-34	3-20/OVC	12th	-
	Career Record	884-710-2 (.554)			
	OVC Record	286-221 (.564)			
	MIAA Record	68-34 (.667)			
2015	Mark Redburn	19-27	12-12/OVC	7th	OVC Tournament
2016	Mark Redburn	16-33	10-17/OVC	10th	-
2017	Mark Redburn	23-27	8-14/OVC	9th	-
2018	Mark Redburn	33-20	15-7/OVC	4th	OVC Tournament
2019	Mark Redburn	46-18	17-5/OVC	1st *	OVC Tournament Champions
					NCAA Regional (Oxford, Miss.)
2020	Mark Redburn	12-5	Season cancelled due to COVID-19 pandemic		
2021	Mark Redburn	30-17	23-6/OVC	1st *	OVC Tournament
2022	Mark Redburn	30-24	16-10/OVC	4th	OVC Tournament
2023	Mark Redburn	29-14	20-2/OVC	1st *	OVC Tournament
2024	Mark Redburn	28-26	19-8/OVC	2nd	OVC Tournament Champions
					NCAA Regional (Fayetteville, Ark.)
2025	Mark Redburn	27-19	17-9/OVC	3rd	OVC Tournament
	SEMO Record	293-230 (.560)			
	OVC Record	157-90 (.635)			
	Division I Record	383-405 (.486)			
	Career Record	507-479 (.514)			

* - Denotes OVC Regular-Season Championship

Head Coach Records

Marge Mates (1877-81)	66-55-1
Brenda Buckner (1982)	21-28
Lana Richmond (1983-2014)	884-710-2
Mark Redburn (2015-present)	293-230

Assistant Coaches

Hallie Blackney.....	2012
Kerri Blaylock (Grad. Assistant).....	1989
Samantha Buckner.....	2010
Aubrie Carmack.....	2017-18
Mike Clark.....	1978-81
Michelle Cobb.....	1977
Jeff Dabney.....	2009-10
Debbie Dever.....	1983
Elizabeth Economon.....	2011
Ashley Ellis.....	2022-pr.
Renee Enos.....	2002-03
Judy Favor (Grad. Assistant).....	1991-92
Buddy Foster.....	1998-99
Cindy Gannon.....	1986-89
Bill Graham.....	2019
Matthew Guemmer.....	2020-22

Softball By The Numbers

Total Years.....	49
All-Time Record.....	1,264-1,023-3
NCAA Division I Era (Yrs.).....	1992-pr. (34)
NCAA Division II Era (Yrs.).....	1977-91 (15)
NCAA Division I Record.....	904-800-2 (.530)
Most Wins in a Season D-I Era.....	46 (2019)
NCAA Division II Record.....	360-223-1 (.617)
Most Wins in a Season D-II Era.....	40 (1986)
30+ Win Seasons.....	19
	(1985, 1986, 1987, 1989, 1991, 1992, 1993, 1994, 1995, 1996, 1997, 1998, 1999, 2000, 2011, 2018, 2019, 2021, 2022)
40-Win Seasons.....	2 (1986, 2019)
Most Wins in a Season.....	46 (2019)
Fewest Wins in a Season.....	6 (1977)
Most Losses in a Season.....	36 (2004)
Fewest Losses in a Season.....	6 (1977)
Winning Seasons.....	30
Consecutive Winning Seasons.....	12
	(1989-2000)
Consecutive Losing Seasons.....	6
	(2012-2017)
Longest Winning Streak.....	32 games
	(Mar. 10-Apr. 18, 1996)
Longest Losing Streak.....	13 games
	(Mar. 30-Apr. 23, 2014)
Longest Home Winning Streak.....	30 games
	(May 2, 2021-present)
OVC Record.....	443-311 (.587)
OVC Winning Seasons.....	19
Most OVC Wins in a Season.....	23
	(2021)
Fewest OVC Wins in a Season.....	3 (2014)
Most OVC Losses in a Season.....	20 (2014)
Fewest OVC Losses in a Season.....	2
	(1996, 1998, 1999, 2023)
Longest OVC Winning Streak.....	21 games
	(Mar. 23-Apr. 27, 1996)
Longest OVC Losing Streak.....	16 games
	(Mar. 30-May 3, 2014)
OVC Regular-Season Titles.....	8
	(1995, 1996, 1997, 1998, 1999, 2019, 2021, 2023)
OVC Tournament Titles.....	7
	(1994, 1996, 1997, 1998, 1999, 2019, 2024)
OVC Tournament Appearances.....	23
	(1994, 1995, 1996, 1997, 1998, 1999, 2000, 2001, 2002, 2003, 2004, 2005, 2006, 2009, 2011, 2015, 2018, 2019, 2021, 2022, 2023, 2024, 2025)
OVC Tournament Record.....	55-36
MIAA Record.....	71-35 (.670)
MIAA Titles.....	1 (1991)
Most MIAA Wins in a Season.....	13 (1986)
Fewest MIAA Wins in a Season.....	3
	(1982, 1983)
Most MIAA Losses in a Season.....	8 (1988)
Fewest MIAA Losses in a Season.....	1 (1982)
NCAA Division I Tournament App.....	3
	(1999, 2019, 2024)
NCAA Division I Tournament Record.....	2-6
NCAA Division II Tourney Record.....	6-8
NCAA Division II Tourney App.....	4
	(1986, 1987, 1989, 1991. Advanced to finals in 1991)

OVC TOURNAMENT CHAMPIONS | 1994 • 1996 • 1997 • 1998 • 1999 • 2019 • 2024

NCAA TOURNAMENT | 1999 • 2019 • 2024



SOUTHEAST MISSOURI

2026 SOFTBALL MEDIA GUIDE

#FEELINROWDY

Yearly Results

1977 Marge Mates (6-6)

No Results Available

1978 Marge Mates (7-8)

No Results Available

1979 Marge Mates (9-9)

No Results Available

1980 Marge Mates (21-18)

No Results Available

1981 Marge Mates (22-14-1)

Central Michigan	W	1-0
Grandview	W	5-2
Missouri State	W	2-0
Saint Louis	W	4-0
Saint Louis	L	1-3
Minnesota-Duluth	W	12-1
Oklahoma	L	2-7
Oklahoma State	L	1-11
Oklahoma State	L	2-4
Missouri Southern	W	10-0
Northwest Missouri	T	2-2
Northwest Missouri	W	2-0
Iowa State	L	0-2
Texas Woman's	L	1-8
Pittsburg State	L	3-9
Southern Illinois	W	5-2
Iowa	W	7-2
Missouri State	W	8-7
Southern Illinois	W	5-0
Southern Illinois	L	1-2
McKendree	W	3-1
SIU Edwardsville	L	3-5
Southern Illinois	W	6-4
Southern Illinois	W	12-3
Florissant Valley	L	5-9
SIU Edwardsville	W	3-1
William Woods	W	2-1
Florissant Valley	W	8-0
SIU Edwardsville	W	3-2
William Woods	W	3-1
Missouri Southern	L	3-8
Missouri Western	W	5-4
William Woods	W	2-1
Missouri-St. Louis	L	1-2
North Dakota	L	2-3
Benedictine	W	9-1
Central Missouri	L	3-4

1982 Brenda Bruckner (21-28)

at Central Oklahoma	L	1-7
at Wichita State	W	4-0
at Central Oklahoma	L	0-5
at Oklahoma Baptist	L	2-4
at Oklahoma Baptist	L	6-8
at Nebraska Wesleyan	L	1-7
at Missouri State	L	0-8
at Missouri State	L	0-10
at Pittsburg State	L	3-11
at Pittsburg State	L	1-10
Missouri-St. Louis	W	3-2
Missouri-St. Louis	W	1-0
Saint Louis	W	2-1
Saint Louis	L	0-8
Central Michigan	L	0-6
Central Michigan	L	0-8
at Belleville JC	W	11-3
at Belleville JC	W	19-5
Meramec-St. Louis	L	0-4
Meramec-St. Louis	W	4-1
at Culver-Stockton	L	7-8
at Central Methodist	W	3-0
at William Woods	L	0-10
at Central Iowa	W	4-2
at Southern Illinois	W	1-0
at Southern Illinois	L	3-4
Missouri-St. Louis	W	4-2
Nicholls State	L	0-10
Truman State	L	1-4
Lincoln	W	2-1
SIU Edwardsville	L	1-4
SIU Edwardsville	W	4-1
Mineral Area CC	W	10-3
at Western Illinois	L	0-6
at Evansville	L	0-5
at Southern Illinois	L	5-7
at Central Missouri	W	4-2
at Northwest Missouri	L	2-7
at Central Missouri	W	3-0
at Northwest Missouri	L	4-5
at Southern Illinois	W	3-2
at Southern Illinois	L	4-5
Saint Louis	L	4-5
Saint Louis	W	2-1
at Northwest Missouri	L	0-4
at Northwest Missouri	L	2-3
at Truman State	W	5-1
at Missouri S&T	W	7-2
at Lincoln	W	4-1

1983 Lana Richmond (13-10, 3-3 MIAA)

3/25 at Wisconsin	L	2-3
3/25 at Western Illinois	L	0-4
3/29 at Southern Illinois	L	0-10
3/29 at Southern Illinois	L	0-5
4/12 at SIU Edwardsville	W	4-3
4/12 at SIU Edwardsville	L	1-6
4/15 at Southern Illinois	W	5-3
4/15 at SIU Edwardsville	W	4-2
4/16 at Eastern Illinois	W	2-0
4/16 at SIU Edwardsville	L	0-1
4/17 Missouri-St. Louis*	W	2-1

4/17 Truman State*	L	3-4
4/17 SIU Edwardsville	L	0-4
4/19 Saint Louis	W	7-0
4/19 Saint Louis	W	3-0
4/23 at Indiana State	W	2-1
4/23 at Indiana State	W	3-2 (9)
4/23 at Missouri-St. Louis*	W	6-0
4/23 at Lincoln*	W	6-3
4/29 at Missouri-St. Louis*	L	2-3 (14)
4/29 at Central Missouri*	L	2-5

* - MIAA Game

1984 Lana Richmond (25-8, 8-2 MIAA)

3/25 vs. Northwest Missouri	L	8-9
3/25 vs. Central Oklahoma	W	4-0
3/30 at Evansville	L	1-3
3/30 vs. Ball State	W	3-0
3/31 at Evansville	W	5-4
3/31 vs. Ball State	W	9-0
3/31 vs. Illinois-Chicago	W	6-0
4/3 at Southern Illinois	L	3-4
4/3 at Southern Illinois	W	4-0
4/7 Missouri-St. Louis*	W	5-0
4/7 Missouri S&T*	W	11-0
4/7 Central Missouri*	W	1-0
4/7 Truman State*	W	3-2
4/8 Lincoln*	W	17-1
4/8 Northwest Missouri*	W	4-2
4/14 Arkansas State	W	9-1
4/14 Mississippi State	W	2-0
4/15 Kentucky Wesleyan	W	7-0
4/15 William Woods	L	0-1
4/18 at Southern Indiana	L	0-2
4/18 at Southern Indiana	W	4-1
4/19 Saint Louis	W	8-2
4/19 Saint Louis	W	4-0
4/20 at Evansville	W	3-1
4/20 vs. Xavier	W	3-1
4/25 Southern Illinois	W	4-1
4/25 Southern Illinois	L	0-4
4/27 at Central Missouri*	W	1-0
4/28 at Truman State*	W	4-0
4/28 at Northwest Missouri*	L	5-6
4/28 at Northwest Missouri*	L	2-6
5/3 at SIU Edwardsville	W	3-2
5/3 at SIU Edwardsville	W	2-0

* - MIAA Game

1985 Lana Richmond (32-17, 9-2 MIAA)

3/10 vs. Sam Houston +	L	3-7
3/10 vs. Sam Houston +	L	1-6
3/11 vs. Mississippi State +	L	0-2
3/11 vs. Mississippi State +	L	5-9
3/12 vs. Lamar State +	L	2-3
3/12 vs. Lamar State +	W	6-0
3/13 vs. Northwest Missouri +	W	3-2
3/13 vs. Pittsburg State +	W	5-1
3/20 at Missouri-St. Louis*	W	4-0
3/20 at Missouri-St. Louis*	W	4-0
3/23 at Kentucky Wesleyan	W	3-0
3/23 at Kentucky Wesleyan	W	1-0
3/26 Evansville	L	2-3
3/26 Evansville	W	2-1

3/29 vs. Saginaw Valley #	W	1-0
3/29 vs. Lake Superior #	W	5-1
3/29 vs. Wayne State #	W	6-2
4/1 Saint Louis	W	4-0
4/1 Saint Louis	W	10-0
4/2 at Southern Illinois	L	1-6
4/2 at Southern Illinois	L	1-6
4/5 vs. SIU Edwardsville	W	5-4
4/9 at Saint Louis	W	11-1
4/9 at Saint Louis	W	5-2
4/12 vs. Central Missouri* !	W	6-0
4/12 vs. Missouri S&T* !	W	2-1
4/12 vs. Truman State* !	W	1-0
4/13 vs. Northwest Missouri* !	W	4-1
4/13 vs. Lincoln* !	W	8-0
4/13 vs. Missouri-St. Louis* !	W	2-0
4/16 Southern Indiana	W	4-0
4/16 Southern Indiana	W	5-2
4/18 SIU Edwardsville	L	1-4
4/18 SIU Edwardsville	W	2-1
4/19 Kentucky Wesleyan &	W	12-6
4/19 SIU Edwardsville &	L	1-2
4/20 Arkansas State &	W	5-0
4/20 William Woods &	L	0-1
4/23 at Southern Illinois	L	0-1
4/23 at Southern Illinois	L	0-5
4/27 at Truman State*	L	0-1
4/28 at Missouri-St. Louis*	W	18-5
4/28 at Central Missouri*	W	2-0
4/29 at Northwest Missouri*	W	4-1
4/29 at Truman State*	L	1-2
4/30 at Missouri Baptist	W	10-1
4/30 at Missouri Baptist	W	6-2
5/2 at SIU Edwardsville	L	1-2
5/2 at SIU Edwardsville	L	0-2

* - MIAA Game; + - Spring Break Trip (Texas);
- Southern Indiana Tournament; ! - MIAA
Round Robin Tournament; & - SEMO Riverboat
Tournament

1986 Lana Richmond (40-16, 13-5 MIAA)

3/8 at Arkansas State	W	11-0
3/8 at Arkansas State	W	10-0
3/10 vs. Sam Houston #	L	0-1
3/10 vs. Sam Houston #	L	1-6
3/11 vs. Stephen F. Austin #	L	0-1
3/11 vs. Stephen F. Austin #	W	3-1
3/12 vs. Emporia State #	W	6-0
3/12 vs. Emporia State #	W	4-0
3/17 Tarkio College	W	1-0
3/17 Tarkio College	W	3-0
3/20 Saint Louis	W	10-2
3/20 Saint Louis	W	8-5
3/25 at UT Martin	W	11-0
3/25 at UT Martin	W	10-3
3/26 Elmhurst College	W	6-0
3/26 Elmhurst College	W	13-0
3/27 Missouri-St. Louis*	W	7-0
3/27 Lewis College	W	4-1
3/29 vs. Central Missouri*	W	6-0
4/1 at Lincoln*	W	18-0
4/1 Evansville	W	4-0
4/1 Evansville	L	5-6
4/3 UT Martin	W	7-0
4/3 UT Martin	W	10-5



SOUTHEAST MISSOURI

2026 SOFTBALL MEDIA GUIDE

#FEELINROWDY

Yearly Results

4/4	vs. Greenville ^	L	0-4
4/4	vs. Northwest Missouri* ^	W	2-0
4/4	vs. Southern Indiana ^	W	10-0
4/5	vs. Wayne State ^	L	1-5
4/5	vs. Grand Valley ^	W	10-2
4/8	at Southern Indiana	W	8-0
4/8	at Southern Indiana	W	13-1
4/11	vs. Missouri-St. Louis*	W	7-0
4/11	vs. Central Missouri*	W	5-4
4/11	vs. Missouri S&T*	W	8-1
4/12	vs. Truman State*	L	0-1
4/12	vs. Northwest Missouri*	L	1-5
4/12	vs. Lincoln*	W	18-0
4/14	at Missouri S&T*	W	6-2
4/14	at Truman State*	W	3-2
4/16	at Southern Illinois	L	4-5
4/16	at Southern Illinois	L	1-2
4/18	Akron &	W	2-1
4/18	Mississippi &	W	4-3
4/19	Arkansas State &	W	4-1
4/23	at Southern Illinois	W	1-0
4/23	at Southern Illinois	L	0-3
4/25	vs. Truman State* !	L	1-2
4/25	vs. Missouri S&T* !	W	4-2
4/25	vs. Northwest Missouri* !	W	2-0
4/26	vs. Missouri-St. Louis* !	W	5-0
4/26	vs. Missouri-St. Louis* !	L	0-4
4/26	vs. Central Missouri* !	W	2-0
4/31	at Evansville	W	1-0
4/31	at Evansville	L	1-2
5/9	vs. Stephen F. Austin \$	L	0-2
5/9	vs. Sam Houston \$	L	0-3

* - MIAA Game; + - Spring Break Trip (Texas);
^ - SIU Edwardsville Tournament; & SEMO
Riverboat Tournament; ! - MIAA Champion-
ships; \$ - NCAA South Regional

1987 Lana Richmond (39-13, 9-3 MIAA)

3/8	vs. Sacred Heart +	L	0-2
3/8	vs. West New England +	W	13-1
3/9	vs. Lewis College +	W	4-0
3/9	vs. Ashland +	W	4-0
3/11	vs. Lewis College +	W	5-1
3/11	vs. Army +	W	1-0
3/12	vs. Olivet College +	W	8-0
3/12	vs. Army +	W	7-0
3/13	vs. IUPUI +	W	3-1
3/13	vs. IUPUI +	W	5-0
3/20	Saint Louis	W	2-0
3/28	Northwest Missouri*	W	7-0
4/3	at SIU Edwardsville #	W	3-0
4/3	vs. Southern Indiana #	W	11-0
4/3	vs. Wayne State #	L	2-3
4/4	vs. Grand Valley #	W	2-0
4/4	vs. Evansville #	W	7-0
4/4	vs. Saint Louis #	W	4-0
4/6	Southwest Baptist*	W	4-2
4/6	Missouri-St. Louis*	W	4-1
4/8	Southern Indiana	W	10-0
4/8	Southern Indiana	W	3-1
4/10	Truman State*	W	6-0
4/10	Lincoln*	W	4-0
4/10	Central Missouri*	W	9-6
4/11	Southwest Baptist*	W	8-1
4/11	Missouri-St. Louis*	W	3-1

4/11	Missouri S&T*	W	8-5
4/11	Northwest Missouri*	L	0-1
4/14	Saint Louis	L	2-3
4/14	Saint Louis	W	10-6
4/17	McKendree &	W	5-2
4/17	Mississippi Women's &	W	4-0
4/17	Quincy &	L	0-1
4/18	Grand Valley &	W	4-0
4/18	SIU Edwardsville &	W	4-3
4/20	Truman State*	L	2-3
4/20	Lincoln*	L	1-2
4/21	Southern Illinois	L	0-1
4/24	vs. Central Missouri !	L	3-5
4/25	vs. Missouri S&T !	W	3-0
4/25	Northwest Missouri !	W	3-1
4/25	Missouri-St. Louis !	W	5-3
4/25	Central Missouri !	W	12-1
4/25	Central Missouri !	L	0-3
4/29	Evansville	W	4-1
4/29	Evansville	W	8-7
5/1	SIU Edwardsville	W	3-1
5/1	SIU Edwardsville	L	3-4
5/8	vs. Central Missouri \$	W	4-2
5/8	vs. Florida Southern \$	L	0-2
5/9	vs. Florida Southern \$	L	0-3

* - MIAA Game; + - Spring Break Trip (Orlando,
Fla.); # - SIU Edwardsville Tournament;
& - SEMO Riverboat Tournament; ! - MIAA
Championships; \$ - NCAA Central Regional

1988 Lana Richmond (21-20, 4-8 MIAA)

3/6	vs. Bloomsburg +	L	1-2
3/6	vs. Northern Kentucky +	W	9-0
3/7	vs. Evansville +	L	0-6
3/7	vs. Bloomsburg +	L	3-6
3/8	vs. Northern Kentucky +	W	1-0
3/8	vs. Lock Haven +	W	1-0
3/9	vs. Western Michigan +	W	9-0
3/9	vs. Lewis College +	W	3-0
3/10	vs. Ashland +	W	2-0
3/10	vs. Army +	L	1-2
3/24	Missouri S&T*	W	8-1
3/24	Missouri S&T*	L	3-4
3/26	Northwest Missouri*	L	2-5
3/26	Central Missouri*	L	2-6
3/30	at Southern Illinois	W	3-1
3/30	at Southern Illinois	L	0-7
4/4	Southwest Baptist*	L	4-5
4/4	Missouri-St. Louis*	L	1-5
4/5	Evansville	L	0-4
4/5	Evansville	W	7-0
4/8	Northwest Missouri* #	L	2-6
4/8	Missouri S&T #	L	0-1
4/9	Central Missouri* #	W	3-0
4/9	Truman State* #	L	0-2
4/9	Missouri-St. Louis* #	W	2-0
4/10	Lincoln* #	W	5-2
4/10	Southwest Baptist* #	L	2-3
4/13	Saint Louis	W	5-0
4/13	Saint Louis	W	2-1
4/15	SIU Edwardsville &	W	5-0
4/15	Quincy &	W	3-2
4/16	Mississippi Women's &	W	8-0
4/16	Missouri-St. Louis &	L	1-5
4/16	Missouri-St. Louis &	W	7-3

4/22	vs. Truman State !	L	0-1
4/22	vs. Lincoln !	W	9-0
4/23	vs. Southwest Baptist !	L	0-3
4/25	at Southern Indiana	W	4-0
4/25	at Southern Indiana	W	11-2
4/29	at SIU Edwardsville	L	1-2
4/29	at SIU Edwardsville	L	1-3

* - MIAA Game; + - Rebel Spring Games
(Orlando, Fla.); # - MIAA Round Robin
Tournament; & - SEMO Riverboat Tournament;
! - MIAA Championships

1989 Lana Richmond (37-21, 6-2 MIAA)

3/3	at Austin Peay	L	1-5
3/3	at Austin Peay	W	4-1
3/5	vs. Lewis College +	L	1-2
3/5	vs. Grand Valley +	L	3-5
3/6	vs. St. Joseph's (Pa.) +	W	2-0
3/6	vs. Fairfield +	W	7-0
3/8	vs. Lewis College +	L	0-1
3/8	vs. Florida Southern +	L	0-4
3/9	vs. Army +	L	0-3
3/9	vs. Northern Kentucky +	L	2-8
3/10	vs. Detroit +	L	0-2
3/10	vs. Grand Valley +	W	7-4
3/14	at UT Martin	W	6-1
3/14	at UT Martin	L	2-4
3/16	at Evansville	W	10-5
3/16	at Evansville	W	8-0
3/22	Missouri S&T*	W	3-2
3/22	Missouri S&T*	W	4-0
3/25	Northwest Missouri*	W	3-1
3/25	Central Missouri*	L	0-4
3/31	vs. Quincy ^	W	11-6
3/31	vs. Wayne State ^	L	1-10
4/1	vs. Nebraska-Omaha ^	W	8-1
4/1	vs. Grand Valley ^	W	7-2
4/1	at SIU Edwardsville ^	L	0-2
4/7	vs. Lincoln #	W	3-0
4/7	vs. Southwest Baptist #	W	5-0
4/11	UT Martin	W	2-0
4/11	UT Martin	W	4-3
4/12	at Missouri-St. Louis*	L	1-4
4/12	Quincy	W	3-2
4/14	Mississippi Women's &	W	4-0
4/15	Central Missouri &	W	5-3
4/15	Quincy &	W	9-2
4/15	Missouri Southern &	L	0-1
4/17	Truman State*	W	7-5
4/17	Lincoln*	W	6-2
4/20	at Missouri	L	0-2
4/20	at Missouri	W	4-1
4/21	vs. Northwest Missouri !	W	5-2
4/21	vs. Missouri-St. Louis !	W	4-2
4/22	at Missouri S&T !	W	1-0
4/22	vs. Missouri-St. Louis !	L	3-4
4/22	vs. Missouri-St. Louis !	L	1-4
4/24	Evansville	W	2-0
4/24	Evansville	W	10-2
4/25	Saint Louis	W	7-0
4/25	Saint Louis	W	6-2
4/27	SIU Edwardsville	L	2-4
4/27	SIU Edwardsville	W	7-6
5/1	at McKendree	L	0-1
5/1	at McKendree	W	5-3

5/3	Southern Illinois	W	1-0
5/3	Southern Illinois	W	3-0
5/13	vs. Barry \$	W	2-1
5/13	at Florida Southern \$	L	0-4
5/14	vs. Missouri-St. Louis \$	W	5-2
5/14	at Florida Southern \$	L	1-4

* - MIAA Game; + - Rebel Spring Games
(Orlando, Fla.); # - MIAA Round Robin
Tournament; ^ - SIU Edwardsville Tournament;
& - SEMO Riverboat Tournament; ! - MIAA
Championships; \$ - NCAA South Regional

1990 Lana Richmond (28-21, 5-5 MIAA)

3/3	at Georgia College	W	9-0
3/3	at Georgia College	W	7-2
3/4	vs. Northern Kentucky +	W	6-2
3/4	vs. Lewis College +	W	7-0
3/6	vs. Lake Superior +	W	3-2
3/6	vs. IUPUI +	L	0-1
3/7	vs. Grand Valley +	W	4-2
3/7	vs. St. Cloud State +	L	0-4
3/8	vs. Northern Kentucky +	L	0-4
3/8	vs. Lake Superior +	W	5-3
3/10	vs. Florida Southern +	L	0-3
3/10	vs. Bloomsburg +	L	1-5
3/14	at UT Martin	W	6-2
3/14	at UT Martin	W	4-0
3/18	Southern Indiana	L	0-3
3/18	Southern Indiana	W	4-1
3/21	at Evansville	W	10-0
3/21	at Evansville	W	11-2
3/22	Austin Peay	W	8-0
3/22	Austin Peay	L	1-9
3/27	at Southern Illinois	L	0-4
3/27	at Southern Illinois	L	2-4
3/31	Southwest Baptist* #	L	0-1
3/31	Missouri-St. Louis* #	L	0-1
3/31	Missouri Southern* #	W	6-0
4/1	Pittsburg State* #	W	14-1
4/1	Missouri S&T* #	L	2-10
4/4	UT Martin	W	4-3
4/4	UT Martin	W	11-7
4/7	at Kentucky Wesleyan &	L	1-3
4/7	vs. Wayne State &	L	1-4
4/8	vs. Southern Indiana &	W	3-1
4/8	vs. Evansville &	W	4-0
4/8	vs. Mississippi Women's &	L	0-1
4/17	vs. UT Martin &	L	1-4
4/17	at Missouri Southern*	L	3-4
4/17	Pittsburg State*	W	4-0
4/17	Southwest Baptist*	L	1-8
4/19	Missouri-St. Louis*	W	7-4
4/19	at Missouri S&T*	W	2-1
4/24	Saint Louis	W	3-2
4/24	Saint Louis	W	10-0
4/25	Evansville	W	4-0
4/25	Evansville	W	8-0
4/28	vs. Missouri Western !	W	3-1
4/29	vs. Missouri S&T !	L	3-4
4/29	vs. Southwest Baptist !	L	1-4
5/5	Quincy	W	7-1
5/5	at SIU Edwardsville	L	1-2

* - MIAA Game; + - Rebel Spring Games
(Orlando, Fla.); # - MIAA Round Robin
Tournament; & - Kentucky Wesleyan
Tournament; ! - MIAA Championships

OVC TOURNAMENT CHAMPIONS | 1994 • 1996 • 1997 • 1998 • 1999 • 2019 • 2024

NCAA TOURNAMENT | 1999 • 2019 • 2024



SOUTHEAST MISSOURI

2026 SOFTBALL MEDIA GUIDE

#FEELINROWDY

Yearly Results

1991 Lana Richmond (38-14, 11-4 MIAA)

3/8	at Austin Peay	W	8-0
3/8	at Austin Peay	W	9-1
3/10	vs. Quinnipiac +	W	7-2
3/11	vs. Indiana (Pa.) +	W	3-0
3/12	vs. Sacred Heart +	W	2-0
3/13	vs. Chapman +	L	0-1
3/14	vs. American Int. +	W	7-0
3/14	vs. Florida Southern +	L	0-2
3/15	vs. Lock Haven +	L	4-6
3/15	vs. Northwest Missouri +	W	3-2
3/16	vs. California (Pa.) +	L	2-4
3/16	vs. Wayne State +	W	3-1
3/19	at UT Martin	L	0-1
3/19	at UT Martin	L	0-4
3/21	Southern Indiana	W	3-0
3/21	Southern Indiana	W	10-3
3/26	at Evansville	W	8-7
3/26	at Evansville	W	3-1
3/29	Missouri S&T* #	W	4-2
3/29	Missouri-St. Louis* #	W	7-0
3/29	Pittsburg State* #	L	0-1
3/30	Missouri Southern* #	L	0-1
3/30	Southwest Baptist* #	L	4-5
4/2	at UT Martin	W	9-1
4/2	at UT Martin	W	4-0
4/9	Missouri S&T* #	W	1-0
4/9	at Missouri-St. Louis* #	W	3-0
4/12	vs. Missouri Western ^	W	6-2
4/12	vs. Southwest Baptist ^	W	3-1
4/13	vs. Wayne State ^	L	1-2
4/16	Pittsburg State* #	W	3-1
4/16	Missouri Southern* #	W	4-0
4/16	Southwest Baptist* #	W	10-5
4/18	Evansville	W	2-0
4/18	Evansville	W	8-1
4/19	SIU Edwardsville &	L	2-4
4/19	Truman State &	W	5-4
4/20	Quincy &	W	7-0
4/23	Southern Indiana	W	5-4
4/23	Southern Indiana	W	8-1
4/26	vs. Northwest Missouri* !	W	10-0
4/26	vs. Missouri S&T* !	W	4-3
4/27	vs. Missouri Southern* !	W	3-1
4/27	vs. Central Missouri* !	L	2-7
4/27	vs. Central Missouri* !	W	3-2
5/1	Southern Illinois	W	7-1
5/1	Southern Illinois	L	0-3
5/4	SIU Edwardsville	W	4-1
5/4	SIU Edwardsville	L	0-4
5/10	at Florida Southern \$	W	1-0
5/11	vs. Central Missouri \$	W	4-1
5/12	at Florida Southern \$	W	3-1

* - MIAA Game; + - Rebel Spring Games (Orlando, Fla.); # - MIAA Round Robin Tournament; ^ - Central Missouri Tournament; & - SEMO Riverboat Tournament; ! - MIAA Championships; \$ - NCAA South Regional

NCAA Division I Era

1992 Lana Richmond (35-18)

3/7	vs. Charleston Southern +	W	5-3
3/7	at Georgia State +	W	1-0
3/7	vs. N.C. A&T +	W	10-0
3/8	vs. Valparaiso !	L	7-8
3/8	vs. Iowa State !	W	6-5
3/9	vs. Robert Morris !	W	8-0
3/9	vs. Illinois-Chicago !	L	2-3
3/10	vs. Maine !	L	0-2
3/10	vs. Temple !	L	0-3
3/12	vs. Robert Morris !	W	3-2
3/12	vs. Evansville !	W	6-3
3/13	vs. Temple !	W	3-2
3/13	vs. Boston College !	L	4-8
3/16	at Evansville	W	7-4
3/16	at Evansville	W	3-0
3/17	Missouri State	W	7-4
3/17	Missouri State	L	4-7
3/24	at UT Martin	L	0-1
3/24	at UT Martin	W	2-1
3/27	at Southern Illinois ^	L	3-5
3/27	vs. Bradley ^	L	1-2 (8)
3/28	vs. Evansville ^	W	6-1
3/28	vs. Evansville ^	W	3-0
4/2	at Saint Louis	W	14-0
4/2	at Saint Louis	W	7-0
4/3	at Tennessee Tech	L	0-1
4/3	at Tennessee Tech	W	3-1
4/7	Southern Illinois	W	5-4
4/7	Southern Illinois	W	6-5
4/8	Missouri-St. Louis	W	7-3
4/8	Missouri-St. Louis	W	5-0
4/11	vs. Texas A&M #	L	3-10
4/11	vs. Saint Louis #	W	1-0
4/11	at Missouri #	L	1-6
4/12	at Missouri #	L	1-3 (8)
4/12	vs. Saint Louis #	W	2-1
4/14	UT Martin	L	4-5
4/14	UT Martin	W	7-1
4/16	Evansville	W	3-1
4/16	Evansville	W	14-5
4/21	vs. Missouri &	L	6-8 (11)
4/21	vs. Missouri &	L	7-10
4/24	vs. UT Martin \$	W	5-0
4/24	vs. Morehead State \$	W	7-5 (9)
4/25	vs. Tennessee Tech \$	W	4-3
4/25	vs. Austin Peay \$	W	11-4
4/25	vs. Tennessee Tech \$	W	7-4
4/27	at Southern Illinois	L	3-4
4/27	at Southern Illinois	L	0-5
4/28	Austin Peay	W	3-0
4/28	Austin Peay	W	7-0
4/29	Saint Louis	W	1-0
4/29	Saint Louis	W	7-6

+ - Games played in Atlanta, Ga.; ! - Rebel Spring Games (Jackson, Mo.); ^ - Saluki Invitational (Carbondale, Ill.); ^ - Central Missouri Tournament; # - Mizzou Invitational (Columbia, Mo.); & - Games played in St. Louis, Mo.; \$ - OVC Invitational (Jackson, Mo.)

1993 Lana Richmond (30-19, 17-4 OVC)

3/7	Iowa State	W	6-5
3/7	Loyola-Chicago	L	2-4
3/8	Temple	W	7-2
3/8	La Salle	W	13-4
3/10	Illinois-Chicago	L	0-3
3/10	Maine	W	3-2
3/11	Valparaiso	L	1-2
3/11	Green Bay	L	2-6
3/12	UNC Greensboro	L	0-4
3/12	Evansville	W	3-0
3/19	Austin Peay*	L	1-2
3/19	Austin Peay*	L	2-3
3/20	vs. Tennessee Tech *	L	1-7
3/20	vs. Tennessee Tech	W	1-0
3/27	Evansville	W	4-1
3/27	Northern Iowa	L	3-4
3/28	Ball State	L	1-2
3/29	Tennessee Tech*	W	2-1
3/29	Tennessee Tech*	W	9-4
3/30	vs. UT Martin	W	7-0
3/31	Austin Peay*	W	2-1
3/31	Austin Peay*	W	10-6
4/3	Morehead State*	W	8-0
4/3	Morehead State*	W	6-5
4/4	Eastern Kentucky*	W	3-0
4/4	Eastern Kentucky*	W	9-1
4/6	Southern Illinois	L	3-4
4/6	Southern Illinois	L	5-7
4/8	Saint Louis	L	2-3
4/8	Saint Louis	W	9-2
4/10	Morehead State*	W	4-3
4/10	Morehead State*	W	8-4
4/11	Eastern Kentucky*	W	7-0
4/11	Eastern Kentucky*	W	6-0
4/13	Middle Tennessee*	L	1-3
4/13	Middle Tennessee*	W	2-1
4/14	Evansville	W	3-1
4/14	Evansville	L	2-3
4/16	Saint Louis	L	2-8
4/16	Saint Louis	W	3-0
4/21	UT Martin*	W	3-2
4/21	UT Martin*	W	4-3
4/23	Morehead State*	W	2-1
4/24	vs. Tennessee Tech	W	4-1
4/24	Morehead State*	W	6-0
4/25	Missouri State	L	1-2
4/25	Missouri State	L	1-8
5/4	Missouri	W	8-5
5/4	Missouri	L	2-3

* - OVC Game

1994 Lana Richmond (36-22, 17-9 OVC)

3/6	vs. Illinois-Chicago	L	0-7
3/6	vs. Detroit Mercy	W	7-2
3/7	vs. Temple	W	4-1
3/7	vs. UNC Greensboro	W	2-1
3/9	vs. Maine	L	1-3
3/9	vs. Valparaiso	L	0-2
3/10	vs. Campbell	W	2-1
3/10	vs. UNC Wilmington	W	8-0
3/11	vs. Radford	W	7-3
3/11	vs. Loyola-Chicago	W	7-0
3/15	Saint Louis	W	6-0
3/15	Saint Louis	W	9-2
3/18	at Tennessee State*	W	11-0
3/18	at Tennessee State*	W	12-1
3/19	at Tennessee Tech*	L	3-4
3/19	at Tennessee Tech*	L	1-2
3/20	at Middle Tennessee*	W	3-2
3/20	at Middle Tennessee*	W	6-1
3/22	at UT Martin*	W	8-0
3/22	at UT Martin*	L	5-6
3/25	vs. Tennessee Tech	W	5-2
3/25	vs. Northern Iowa	W	7-2
3/26	vs. Evansville	L	1-2
3/27	Tennessee Tech*	L	0-2
3/27	Tennessee Tech*	L	3-5
3/30	Austin Peay*	W	5-0
3/30	Austin Peay*	W	6-2
4/1	Morehead State*	W	3-2
4/1	Morehead State*	W	9-1
4/2	Middle Tennessee*	L	1-2
4/2	Middle Tennessee*	L	0-2 (8)
4/3	Eastern Kentucky*	W	2-1
4/3	Eastern Kentucky*	W	3-1
4/7	at Southern Illinois	L	3-6
4/7	at Southern Illinois	L	5-10
4/9	at Morehead State*	W	11-5
4/9	at Morehead State*	L	7-8
4/13	Tennessee State*	W	18-0
4/13	Tennessee State*	W	9-1
4/14	at Austin Peay*	W	3-2 (10)
4/14	at Austin Peay*	W	6-2
4/15	vs. Louisiana Tech	L	1-3
4/15	vs. East Carolina	L	0-3
4/16	vs. George Mason	W	5-0
4/16	vs. Charlotte	L	1-2 (11)
4/17	vs. Southwest Louisiana	L	1-2 (10)
4/19	UT Martin*	W	2-0
4/19	UT Martin*	L	0-2
4/23	vs. Austin Peay +	W	3-0
4/24	vs. Morehead State +	W	12-0
4/24	vs. Eastern Kentucky +	W	9-2
4/24	vs. Middle Tennessee +	W	3-2
4/26	at Saint Louis	W	9-0
4/26	at Saint Louis	W	9-4
5/2	Missouri State	L	0-3
5/2	Missouri State	L	0-2
5/3	at Missouri	L	0-2
5/3	at Missouri	W	6-5

* - OVC Game; + - OVC Tournament (Clarksville, Tenn.)

• OVC Tournament Champions



SOUTHEAST MISSOURI

2026 SOFTBALL MEDIA GUIDE

#FEELINROWDY

Yearly Results

1995 Lana Richmond (38-20, 22-4 OVC)

3/5	vs. Creighton	L	3-4
3/7	vs. Temple	W	6-3
3/7	vs. Loyola-Chicago	W	9-8
3/8	vs. Maine	W	3-1
3/8	vs. Detroit Mercy	W	3-0
3/9	vs. Florida Atlantic	W	8-0
3/9	vs. UNC Greensboro	W	10-9
3/10	vs. Loyola-Chicago	L	1-6
3/10	vs. Creighton	L	1-7
3/14	Austin Peay*	W	4-1
3/14	Austin Peay*	W	3-0
3/17	at Middle Tennessee*	L	1-2
3/17	at Middle Tennessee*	W	3-0
3/18	at Tennessee State*	W	7-1
3/18	at Tennessee State*	W	16-1
3/22	at UT Martin*	W	3-0
3/22	at UT Martin*	W	2-1
3/24	vs. Eastern Illinois	W	3-2
3/24	at Southern Illinois	L	2-3 (9)
3/25	vs. Northern Iowa	W	5-1
3/25	vs. Tennessee Tech	W	4-1
3/25	vs. Evansville	L	1-3
3/26	Tennessee Tech*	W	3-2
3/26	Tennessee Tech*	W	11-5
3/28	at Evansville	L	2-6
3/28	at Evansville	L	3-5
3/30	at Southern Illinois	L	3-11
3/30	at Southern Illinois	L	4-9
4/2	Tennessee State*	W	10-0
4/2	Tennessee State*	W	10-2
4/4	at Austin Peay*	W	8-4
4/4	at Austin Peay*	W	9-1
4/6	Saint Louis	W	14-1
4/6	Saint Louis	W	10-0
4/8	at Morehead State*	W	10-1
4/8	at Morehead State*	W	3-0
4/9	at Eastern Kentucky*	W	4-3
4/9	at Eastern Kentucky*	W	5-2
4/10	at Tennessee Tech*	L	1-3
4/10	at Tennessee Tech*	W	3-1
4/14	vs. Georgia Tech	W	2-1
4/14	vs. Southwest Louisiana	L	1-6
4/14	vs. Furman	W	6-1
4/15	vs. George Mason	W	3-0
4/15	vs. Samford	L	2-6 (8)
4/15	vs. Middle Tennessee	W	3-2 (8)
4/16	vs. Nicholls State	L	0-10
4/21	Morehead State*	W	4-3 (9)
4/21	Morehead State*	W	11-0
4/22	Middle Tennessee*	W	3-0
4/22	Middle Tennessee*	L	0-1
4/25	UT Martin*	L	4-6
4/25	UT Martin*	W	3-1
4/28	vs. Eastern Kentucky +	W	3-2
4/29	vs. Tennessee Tech +	L	2-8
4/29	vs. Eastern Kentucky +	L	0-2
5/2	vs. Missouri	L	0-12
5/2	vs. Missouri	L	1-2

* - OVC Game; + - OVC Tournament
(Richmond, Ky.)

• OVC Regular-Season Champions

1996 Lana Richmond (39-9, 22-2 OVC)

3/10	vs. UT Martin	W	5-0
3/10	vs. Fairfield	W	5-0
3/12	vs. Maine	W	9-2
3/12	vs. Green Bay	W	6-0
3/14	vs. Providence	W	2-1
3/14	vs. Green Bay	W	2-0
3/15	vs. Creighton	W	7-4
3/15	vs. Fairfield	W	12-2
3/23	at Middle Tennessee*	W	4-3
3/24	at Middle Tennessee*	W	6-2
3/24	Tennessee Tech*	W	2-0
3/27	Evansville	W	8-3
3/27	Evansville	W	2-0
4/2	Austin Peay*	W	3-0
4/2	Austin Peay*	W	5-2
4/5	Tennessee State*	W	7-1
4/5	Tennessee State*	W	15-0
4/5	Tennessee State*	W	8-0
4/8	Saint Louis	W	8-0
4/8	Saint Louis	W	6-0
4/10	at UT Martin*	W	5-3
4/10	at UT Martin*	W	7-0
4/12	Eastern Kentucky*	W	3-0
4/12	Eastern Kentucky*	W	3-1
4/13	Middle Tennessee*	W	10-2
4/13	Middle Tennessee*	W	8-3
4/14	Morehead State*	W	6-0
4/14	Morehead State*	W	8-0
4/16	UT Martin*	W	7-0
4/16	UT Martin*	W	11-1
4/18	at Austin Peay*	W	9-0
4/18	at Austin Peay*	W	13-0
4/20	vs. Chattanooga	L	1-3
4/24	vs. Missouri	L	2-4
4/24	vs. Missouri	L	1-4
4/27	at Morehead State*	W	8-1
4/27	at Morehead State*	L	1-4
4/28	at Eastern Kentucky*	W	6-0
4/28	at Eastern Kentucky*	L	2-4
5/1	Southern Illinois	L	0-3
5/1	Southern Illinois	W	8-1
5/4	vs. Tennessee State +	W	8-0
5/4	vs. UT Martin +	W	1-0
5/5	vs. Middle Tennessee +	W	3-1
5/5	vs. Tennessee Tech +	L	3-4 (10)
5/5	vs. Tennessee Tech +	W	5-1
5/10	vs. Troy \$	L	0-3
5/10	vs. Troy \$	L	0-1 (10)

* - OVC Game; + - OVC Tournament
(Murfreesboro, Tenn.); \$ - NCAA Play-in series
(Troy, Ala.)

• OVC Regular-Season Champions

• OVC Tournament Champions

1997 Lana Richmond (33-23-1, 20-5 OVC)

3/1	vs. Evansville @	L	0-1
3/1	at Southern Illinois @	L	0-8
3/2	vs. Indiana @	L	3-7
3/2	vs. Western Illinois @	T	4-4
3/8	at Eastern Illinois*	L	2-3
3/8	at Eastern Illinois*	L	2-5
3/13	vs. Creighton #	W	5-4
3/14	vs. Illinois State #	L	0-3
3/14	vs. California #	L	0-1
3/15	at Hawai'i #	L	6-9
3/15	vs. Creighton #	L	2-5
3/16	vs. Illinois State #	W	4-0
3/16	vs. Creighton #	L	0-1
3/21	at Southern Illinois ^	W	5-3
3/21	at Southern Illinois ^	L	2-4
3/22	vs. Northern Iowa ^	W	1-0
3/22	vs. Saint Louis ^	W	7-4
3/26	UT Martin*	W	4-0
3/26	UT Martin*	W	7-2
3/29	at Tennessee Tech*	L	1-2
3/29	at Tennessee Tech*	W	7-1
3/30	at Eastern Kentucky*	W	15-2
3/31	at Morehead State*	W	11-0
3/31	at Morehead State*	W	6-0
4/3	at Evansville	W	7-0
4/3	at Evansville	W	7-2
4/5	Middle Tennessee*	W	10-3
4/5	Middle Tennessee*	W	3-2
4/6	Tennessee State*	W	11-1
4/6	Tennessee State*	W	2-0
4/9	at Southern Illinois	L	1-3
4/9	at Southern Illinois	L	2-9
4/12	Morehead State*	W	10-1
4/12	Morehead State*	W	8-0
4/13	Eastern Kentucky*	W	9-1
4/13	Eastern Kentucky*	W	2-0
4/14	Tennessee Tech*	L	1-5
4/14	Tennessee Tech*	W	3-0
4/15	at Missouri	L	7-10
4/15	at Missouri	L	0-4
4/19	at Austin Peay*	W	7-1
4/19	at Austin Peay*	W	3-1
4/20	at Middle Tennessee*	W	3-0
4/20	at Middle Tennessee*	W	5-2
4/26	Eastern Illinois*	W	3-2
4/26	Eastern Illinois*	L	0-2
4/29	at Missouri State	L	4-8
4/29	at Missouri State	L	0-1
4/30	Saint Louis	W	9-0
4/30	Saint Louis	W	7-0
5/3	vs. Austin Peay +	W	2-1
5/3	vs. UT Martin +	W	2-1
5/4	vs. Tennessee Tech +	W	2-0
5/4	vs. Eastern Illinois +	L	1-5
5/4	vs. Eastern Illinois +	W	12-2
5/8	at DePaul \$	L	1-9
5/8	at DePaul \$	L	3-5

* - OVC Game; @ - Southern Classic
(Carbondale, Ill.); # - Hawai'i Invitational
(Honolulu, Hawai'i); ^ - Saluki Invitational
(Carbondale, Ill.); + - OVC Tournament
(Morehead, Ky.); \$ - NCAA Play-in series
(Chicago, Ill.). • OVC Regular-Season
Champions • OVC Tournament Champions

1998 Lana Richmond (38-13-1, 16-2 OVC)

2/28	vs. Bradley @	W	9-1
2/28	vs. Kentucky @	W	9-6
3/1	at Southern Illinois @	L	0-3
3/1	vs. Northern Illinois @	L	3-10
3/8	Northern Iowa	W	6-4
3/8	Northern Iowa	W	6-5
3/15	vs. East Carolina !	L	0-2
3/15	vs. Colgate !	W	3-1
3/16	vs. Fordham !	W	5-0
3/16	vs. Green Bay !	W	6-2
3/17	vs. Yale !	W	6-1
3/17	vs. Manhattan !	W	13-2
3/20	vs. Liberty !	W	8-0
3/23	Northwestern	L	2-6
3/23	Northwestern	W	3-1
3/24	Southern Illinois	L	3-4
3/24	Southern Illinois	T	3-3
3/25	at Saint Louis	W	5-2
3/25	at Saint Louis	W	12-1
3/27	vs. Northern Iowa ^	W	3-1
3/27	vs. Saint Louis ^	W	10-1
3/28	at Southern Illinois ^	W	3-2
3/28	vs. UT Martin ^	W	2-0
4/1	at Austin Peay*	W	9-1
4/1	at Austin Peay*	W	6-5
4/4	Tennessee Tech*	W	2-0
4/4	Tennessee Tech*	W	3-2
4/5	Tennessee State*	W	8-0
4/5	Tennessee State*	W	11-0
4/6	Middle Tennessee*	W	5-0
4/6	Middle Tennessee*	W	4-1
4/8	Eastern Illinois*	W	10-2
4/8	Eastern Illinois*	W	4-2
4/9	Evansville	L	4-5
4/9	Evansville	L	8-10
4/14	at UT Martin*	W	8-0
4/14	at UT Martin*	L	0-2
4/16	at Missouri	L	2-8
4/16	at Missouri	W	4-0
4/18	at Morehead State*	W	6-0
4/18	at Morehead State*	W	6-2
4/21	Austin Peay*	W	2-1
4/21	Austin Peay*	W	9-1
4/24	at Eastern Illinois*	L	0-4
4/24	at Eastern Illinois*	W	6-0
5/2	vs. Austin Peay +	W	8-2
5/3	vs. Tennessee Tech +	W	8-2
5/4	vs. Eastern Illinois +	W	3-2
5/4	vs. Eastern Illinois +	L	1-2
5/4	vs. Eastern Illinois +	W	13-4
5/7	DePaul \$	L	5-7
5/7	DePaul \$	L	2-6

* - OVC Game; @ - Southern Classic
(Carbondale, Ill.); ! - Rebel Spring Games
(Orlando, Fla.); ^ - Saluki Invitational
(Carbondale, Ill.); + - OVC Tournament
(Cape Girardeau, Mo.); \$ - NCAA Play-in series
(Cape Girardeau, Mo.)
• OVC Regular-Season Champions
• OVC Tournament Champions

OVC TOURNAMENT CHAMPIONS | 1994 • 1996 • 1997 • 1998 • 1999 • 2019 • 2024

NCAA TOURNAMENT | 1999 • 2019 • 2024



SOUTHEAST MISSOURI

2026 SOFTBALL MEDIA GUIDE

#FEELINROWDY

Yearly Results

1999 Lana Richmond (31-17, 16-2 OVC)

3/4	at Evansville	L	4-7
3/4	at Evansville	L	0-4
3/6	Northern Iowa #	L	2-3
3/7	Harvard #	W	5-1
3/15	vs. Indiana State	W	1-0
3/15	vs. Indiana State	W	12-4
3/16	at Sacramento State	L	0-1
3/16	at Sacramento State	L	1-6
3/18	vs. Nebraska !	L	1-10
3/18	vs. San Jose State !	L	4-5 (10)
3/19	vs. Oregon !	L	2-9
3/19	vs. Kansas !	L	0-7
3/20	vs. Sacramento State !	W	2-1 (9)
3/20	vs. Portland State !	W	9-1
3/21	vs. Ohio !	L	0-2
3/24	Saint Louis	W	6-2
3/24	Saint Louis	W	11-0
3/26	vs. Eastern Illinois ^	W	2-0
3/26	vs. Saint Louis ^	W	5-0
3/27	vs. Northern Iowa ^	L	1-3
3/27	at Southern Illinois ^	W	5-4
3/30	at Austin Peay*	W	4-0
3/30	at Austin Peay*	W	3-0
4/1	Eastern Illinois*	W	5-2
4/1	Eastern Illinois*	W	3-2
4/6	UT Martin*	W	8-0
4/6	UT Martin*	W	12-5
4/7	at Southern Illinois	L	4-7
4/7	at Southern Illinois	L	1-9
4/10	at Tennessee State*	W	9-0
4/10	at Tennessee State*	W	11-3
4/11	at Tennessee Tech*	L	0-3
4/11	at Tennessee Tech*	W	6-2
4/12	at Middle Tennessee*	W	2-1 (9)
4/12	at Middle Tennessee*	W	4-1
4/17	Morehead State*	W	1-0
4/17	Morehead State*	W	3-0
4/18	Eastern Kentucky*	W	4-3
4/18	Eastern Kentucky*	W	4-3 (9)
4/21	at Eastern Illinois*	L	0-1
4/21	at Eastern Illinois*	W	1-0 (8)
5/1	vs. UT Martin +	W	5-0
5/1	vs. Tennessee Tech +	W	5-2
5/2	vs. Middle Tennessee +	W	9-0
5/2	vs. Eastern Illinois +	W	7-1
5/20	vs. Kansas \$	L	1-5
5/21	vs. East Carolina \$	W	2-1
5/22	vs. Kansas \$	L	1-3 (11)

* - OVC Game; # - Southeast Softball Classic
(Cape Girardeau, Mo.); ! - Capital Classic
(Sacramento, Calif.); ^ - Saluki Invitational
(Carbondale, Ill.); + - OVC Tournament (Martin,
Tenn.); \$ - NCAA Regional (Tucson, Ariz.)
• OVC Regular-Season Champions
• OVC Tournament Champions

2000 Lana Richmond (31-24, 17-7 OVC)

3/4	Northern Iowa !	W	4-1
3/4	Missouri State !	L	2-3
3/5	Bradley !	W	5-2
3/5	Creighton !	L	0-1
3/5	Iowa State !	L	1-5
3/9	Loyola-Chicago	L	1-3
3/9	Loyola-Chicago	W	2-0
3/13	at Saint Louis	W	10-3
3/13	at Saint Louis	W	5-3
3/16	vs. Utah #	L	5-16
3/17	vs. Nebraska #	L	2-7
3/17	vs. Louisville #	W	4-3
3/17	at Sacramento State #	L	2-11
3/18	at Sacramento State #	L	2-6
3/18	vs. Texas A&M-CC #	W	17-14
3/19	vs. Utah State #	L	1-2
3/24	vs. Western Kentucky	W	8-1
3/24	vs. Northern Iowa	L	8-9
3/25	vs. Syracuse	L	1-3
3/25	vs. Southern Illinois	L	0-1
3/28	at Austin Peay*	W	4-3
4/1	Tennessee Tech*	W	3-2
4/1	Tennessee Tech*	W	6-0
4/2	Tennessee Tech*	L	2-5
4/5	Southern Illinois	L	0-8
4/5	Southern Illinois	L	1-8
4/8	Eastern Kentucky*	L	1-7
4/8	Eastern Kentucky*	L	0-2 (8)
4/9	Eastern Kentucky*	W	9-3
4/11	UT Martin*	L	0-3
4/11	UT Martin*	W	4-0
4/14	at Tennessee State*	W	8-0
4/15	at Middle Tennessee*	W	4-2
4/15	at Middle Tennessee*	L	1-2
4/16	at Middle Tennessee*	W	1-0
4/18	Eastern Illinois*	W	6-1
4/18	Eastern Illinois*	L	1-5 (9)
4/20	vs. Missouri	W	5-0
4/22	Austin Peay*	W	8-0
4/22	Austin Peay*	W	1-0
4/26	vs. Missouri State	W	4-3
4/26	vs. Missouri State	L	1-3
4/29	at Morehead State*	W	5-0
4/29	at Morehead State*	L	1-6
4/30	at Morehead State*	W	2-0
5/2	at UT Martin*	W	8-2
5/2	at UT Martin	W	1-0 (9)
5/4	at Eastern Illinois*	W	3-0
5/7	Tennessee State*	W	11-3
5/7	Tennessee State*	W	12-0
5/11	vs. Morehead State +	W	4-3
5/11	vs. Eastern Illinois +	W	3-2 (8)
5/12	vs. Middle Tennessee +	L	1-3
5/12	vs. Tennessee Tech +	W	2-1
5/12	vs. Middle Tennessee +	L	1-3

* - OVC Game; ! - Southeast Softball Classic
(Cape Girardeau, Mo.); # - Capital Classic
(Sacramento, Calif.); OVC Tournament
(Murfreesboro, Tenn.)

2001 Lana Richmond (25-25, 16-5 OVC)

3/2	Missouri State !	L	1-10
3/3	Illinois-Chicago !	L	0-6
3/3	Western Kentucky !	L	1-10
3/6	Mississippi	L	0-8
3/6	Mississippi	L	0-8
3/9	vs. Indiana #	W	8-0
3/10	vs. Louisville #	L	2-7
3/10	at Kentucky #	W	1-0
3/11	vs. Kent State #	L	0-2
3/11	vs. Akron #	W	6-0
3/20	at Southern Illinois	L	0-5
3/20	at Southern Illinois	W	4-0
3/21	at Mississippi	W	4-2
3/21	at Mississippi	L	0-8
3/23	vs. #21 Wisconsin ^	L	0-9
3/23	vs. #3 California ^	L	4-5
3/24	vs. Mercer ^	W	2-1
3/24	vs. Harvard ^	L	3-4 (9)
3/28	Austin Peay*	W	8-0
3/28	Austin Peay*	W	11-4
3/30	at Tennessee State*	W	12-3
3/31	at Tennessee Tech*	L	4-5 (9)
3/31	at Tennessee Tech*	L	1-5
4/1	at Tennessee Tech*	W	5-2
4/5	at Eastern Illinois*	L	1-3
4/5	at Eastern Illinois*	W	3-0
4/10	UT Martin*	W	2-0
4/10	UT Martin*	W	11-3
4/12	Eastern Illinois*	W	7-3
4/13	Tennessee State*	W	7-4 (12)
4/13	Tennessee State*	W	9-1
4/14	Middle Tennessee	L	0-4
4/14	Middle Tennessee	L	0-4
4/16	Southern Illinois	L	0-11
4/18	Saint Louis	L	1-2 (8)
4/18	Saint Louis	W	11-3
4/21	at Eastern Kentucky*	W	2-1
4/21	at Eastern Kentucky*	W	6-4
4/22	at Eastern Kentucky*	L	1-2
4/24	Missouri	L	3-4
4/24	Missouri	L	1-5
4/25	at UT Martin*	W	3-2
4/25	at UT Martin	W	5-2
4/28	Morehead State*	W	4-2
4/28	Morehead State*	W	9-3
4/29	Morehead State*	W	6-4
5/1	at Austin Peay*	L	0-1
5/4	vs. Eastern Kentucky +	L	0-2
5/4	vs. Tennessee State +	W	1-0
5/5	vs. Eastern Illinois +	L	0-1

* - OVC Game; ! - Southeast Softball Classic
(Cape Girardeau, Mo.); # - Kentucky
Invitational Tournament (Lexington, Ky.);
^ - Georgia Tech Buzz Classic (Atlanta, Ga.);
OVC Tournament (Cookeville, Tenn.)

2002 Lana Richmond (14-27, 9-12 OVC)

3/1	Mississippi	L	3-5
3/1	Mississippi	L	1-4
3/5	at Southern Illinois	L	0-1
3/5	at Southern Illinois	L	1-7
3/7	Loyola-Chicago	L	2-6
3/7	Loyola-Chicago	L	3-8
3/11	Indiana State	W	6-2
3/15	vs. Pittsburgh #	L	4-5
3/15	vs. Jacksonville State #	L	1-3
3/16	vs. Birmingham Southern #	L	1-7
3/16	vs. Gardner-Webb #	W	8-1
3/19	at College of Charleston	W	6-2
3/19	at College of Charleston	L	1-3
3/23	Eastern Kentucky*	L	2-3
3/23	Eastern Kentucky*	L	1-2
3/24	Eastern Kentucky*	L	1-7
3/29	at Tennessee State*	L	6-7 (9)
3/29	at Tennessee State*	W	15-7
4/1	at Tennessee State*	W	9-3
4/3	at Missouri	L	2-10
4/3	at Missouri	L	0-12
4/6	Austin Peay*	W	3-2
4/6	Austin Peay*	W	4-1
4/7	Austin Peay*	L	5-6
4/9	Eastern Illinois*	L	4-5
4/9	Eastern Illinois*	L	0-6
4/13	Tennessee Tech*	W	2-0
4/13	Tennessee Tech*	L	2-3
4/14	Tennessee Tech*	L	0-7
4/16	at UT Martin*	W	3-2
4/16	at UT Martin*	L	1-2
4/18	at Eastern Illinois*	W	4-0
4/20	at Morehead State*	W	7-5
4/20	at Morehead State*	W	9-3
4/21	at Morehead State*	L	0-3
4/24	Southern Illinois	L	1-3
4/27	UT Martin*	L	1-5
4/27	UT Martin	W	5-1
5/3	vs. Austin Peay +	W	5-3
5/3	vs. Eastern Kentucky +	L	0-7
5/4	vs. UT Martin +	L	1-4

* - OVC Game; # - Winthrop Tournament
(Rock Hill, S.C.); OVC Tournament
(Richmond, Ky.)



SOUTHEAST MISSOURI

2026 SOFTBALL MEDIA GUIDE

#FEELINROWDY

Yearly Results

2003

Lana Richmond (18-29, 11-9 OVC)

3/4	at Lipscomb	W	6-0 (9)
3/4	at Lipscomb	L	5-6
3/5	at Evansville	L	1-3
3/5	at Evansville	L	0-6
3/7	Siena !	W	8-1
3/8	Middle Tennessee !	L	0-6
3/8	Drake !	L	1-5
3/9	Missouri State !	L	1-8
3/9	Lipscomb !	W	17-8
3/14	vs. Toledo #	L	2-4
3/14	vs. UNC Greensboro #	L	2-8
3/16	at Winthrop #	L	1-4
3/17	vs. Marshall	L	2-5
3/17	vs. Marshall	W	5-4
3/20	at Middle Tennessee	L	0-5
3/20	at Middle Tennessee	L	0-10
3/26	Southern Illinois	L	1-5
3/26	Southern Illinois	L	3-9
3/29	Tennessee State*	W	4-0
3/29	Tennessee State*	W	4-3
3/30	Tennessee State*	L	4-10
4/2	Missouri	L	0-9
4/2	Missouri	L	0-9
4/5	at Austin Peay*	W	5-0
4/5	at Austin Peay*	L	1-2
4/9	at Eastern Illinois*	L	0-1
4/9	at Eastern Illinois*	W	7-6
4/12	at Tennessee Tech*	W	4-2
4/12	at Tennessee Tech*	L	3-4 (9)
4/13	at Tennessee Tech*	L	3-7
4/16	at Missouri State	L	0-8
4/18	Morehead State*	W	7-4
4/18	Morehead State*	W	6-3
4/19	Morehead State*	L	4-7
4/23	Eastern Illinois*	W	6-5 (11)
4/26	UT Martin*	W	3-0
4/26	UT Martin*	W	5-4
4/27	at UT Martin*	L	1-5
4/29	Saint Louis	L	2-4
5/3	at Eastern Kentucky*	W	4-0
5/3	at Eastern Kentucky*	L	1-4
5/4	at Eastern Kentucky*	L	0-3
5/8	vs. Austin Peay +	W	5-4
5/8	vs. Tennessee Tech +	L	0-4
5/9	vs. UT Martin +	W	4-3 (9)
5/9	vs. Eastern Illinois +	W	4-2
5/9	vs. Eastern Kentucky +	L	2-7

* - OVC Game; ! - Southeast Softball Classic
(Cape Girardeau, Mo.); # - Winthrop
Tournament (Rock Hill, S.C.); OVC Tournament
(Cookeville, Tenn.)

2004

Lana Richmond (16-36, 10-14 OVC)

3/5	vs. Belmont @	W	4-2 (8)
3/6	at Western Kentucky @	L	0-10
3/7	vs. Illinois State @	L	7-9
3/7	vs. Belmont @	L	3-6
3/9	at Belmont	W	6-1
3/9	at Belmont	L	1-4
3/12	Missouri State !	L	3-5 (9)
3/13	Valparaiso !	L	5-6
3/13	Iowa State !	W	8-4
3/14	Indiana State !	L	1-3
3/14	Bradley !	W	8-6 (8)
3/17	vs. Rider #	L	1-2
3/17	vs. Iona #	L	1-2
3/18	vs. Cleveland State #	L	0-3
3/18	vs. Colorado State #	L	1-7
3/19	vs. Colgate #	L	1-4
3/19	vs. Vermont #	W	2-1 (8)
3/20	vs. Cornell #	L	1-4
3/20	vs. Fordham #	L	1-5
3/23	Evansville	L	2-9
3/23	Evansville	L	2-9
3/25	at Southern Illinois	L	0-3
3/25	at Southern Illinois	L	1-3
3/30	at Saint Louis	L	1-2 (8)
3/30	at Saint Louis	L	4-6
4/1	Eastern Illinois*	L	1-4
4/1	Eastern Illinois*	W	3-2
4/3	Tennessee State*	W	9-1
4/3	Tennessee State*	W	8-0
4/4	Tennessee State*	W	3-0
4/7	Austin Peay*	L	2-5 (8)
4/7	Austin Peay*	W	8-0
4/9	at Tennessee Tech*	L	1-3
4/9	at Tennessee Tech*	L	0-7
4/10	at Tennessee Tech*	W	3-1 (10)
4/17	Jacksonville State*	L	5-6
4/17	Jacksonville State*	L	3-6
4/18	Jacksonville State*	L	5-9
4/24	at Morehead State*	W	3-1
4/24	at Morehead State*	L	3-4
4/25	at Morehead State*	W	4-1
4/27	UT Martin*	W	5-4
4/27	UT Martin*	L	2-3
5/2	Eastern Kentucky*	L	0-3
5/2	Eastern Kentucky*	L	1-3 (10)
5/5	at Eastern Illinois*	W	2-1
5/8	Samford*	L	0-2
5/8	Samford*	L	0-2
5/9	Samford*	L	2-3
5/13	vs. Tennessee Tech +	W	3-0
5/13	vs. UT Martin +	L	6-9 (8)
5/14	vs. Jacksonville State +	L	4-5

* - OVC Game; @ - Western Kentucky
Tournament (Bowling Green, Ky.); ! - Southeast
Softball Classic (Cape Girardeau, Mo.);
- Rebel Spring Games (Kissimmee, Fla.);
OVC Tournament (Richmond, Ky.)

2005

Lana Richmond (27-28, 13-14 OVC)

3/5	vs. Missouri @	L	0-8
3/5	at UMKC @	W	5-2
3/6	vs. Missouri State @	L	5-7
3/6	vs. Missouri @	L	2-6
3/8	Lipscomb	L	4-5
3/8	Lipscomb	L	3-7
3/12	vs. Saint Peters #	W	4-0
3/12	vs. Sacred Heart #	W	8-0
3/13	vs. Cleveland State #	W	4-1
3/13	vs. Colgate #	W	4-3
3/14	vs. Columbia #	L	4-5
3/15	vs. Northern Colorado #	W	4-1
3/15	vs. George Washington #	W	1-0
3/16	vs. George Mason #	W	5-0
3/16	vs. Yale #	W	3-0
3/19	at UT Martin*	L	2-5
3/19	at UT Martin*	L	0-2
3/20	at UT Martin*	W	6-3
3/22	Wright State	W	10-6
3/23	Belmont	W	7-5
3/23	Belmont	L	4-5
3/25	at Morehead State*	W	7-2
3/25	at Morehead State*	L	5-8
3/26	at Morehead State*	W	3-1
3/29	at Evansville	L	2-3
3/29	at Evansville	L	0-9
4/2	at Tennessee State*	W	9-1
4/3	at Tennessee State*	L	1-3
4/3	at Tennessee State*	W	14-0
4/6	Southern Illinois	L	1-4
4/6	Southern Illinois	L	0-1
4/9	Eastern Kentucky*	W	3-1
4/9	Eastern Kentucky*	W	8-0
4/10	Eastern Kentucky*	W	3-2
4/14	Saint Louis	L	3-7
4/14	Saint Louis	W	8-3
4/16	Samford*	W	7-0
4/16	Samford*	W	2-1
4/17	Samford*	L	3-4
4/20	at Eastern Illinois*	L	6-7 (12)
4/20	at Eastern Illinois*	L	1-4
4/23	Tennessee Tech*	L	3-6
4/24	Tennessee Tech*	L	3-6
4/24	Tennessee Tech*	L	2-3 (10)
4/27	at Jacksonville State*	L	0-5
4/27	at Jacksonville State*	L	2-7
4/28	at Jacksonville State*	L	0-4
5/6	Eastern Illinois*	W	3-1
5/7	Austin Peay*	W	5-1
5/7	Austin Peay*	W	4-0
5/8	Austin Peay*	L	2-4
5/12	vs. UT Martin +	L	2-3
5/13	vs. Samford +	W	6-5 (11)
5/13	vs. UT Martin +	W	4-1
5/14	vs. Jacksonville State +	L	4-6

* - OVC Game; @ - All-Missouri Cancer Classic
(Kansas City, Mo.); # - Rebel Spring Games
(Orlando, Fla.); + - OVC Tournament
(Jacksonville, Ala.)

2006

Lana Richmond (28-24, 14-13 OVC)

2/24	vs. Alcorn State @	W	5-0
2/24	at Mississippi State @	L	2-5
2/26	vs. Northwestern State @	W	12-7
2/26	at Mississippi State @	L	0-3
3/3	at Missouri State ^	L	1-2
3/3	vs. Missouri ^	L	1-7
3/4	vs. UMKC ^	W	4-0
3/4	vs. Saint Louis ^	W	8-4
3/7	at Southern Illinois	L	0-4
3/7	at Southern Illinois	L	4-8
3/11	Lipscomb #	L	2-3
3/11	IUPUI #	W	18-7
3/12	Northern Iowa #	W	9-3
3/12	Northern Iowa #	W	5-4 (8)
3/18	at Austin Peay*	W	4-1 (9)
3/18	at Austin Peay*	W	4-2
3/19	at Austin Peay*	W	5-2
3/22	at Middle Tennessee	W	11-0
3/22	at Middle Tennessee	W	12-3
3/23	at Memphis	W	2-1
3/23	at Memphis	L	2-3
3/25	UT Martin*	L	1-2
3/25	UT Martin*	W	2-1
3/26	UT Martin*	W	3-1
3/29	Evansville	W	4-2
3/29	Evansville	W	10-1
4/1	Morehead State*	W	8-0
4/1	Morehead State*	W	9-1
4/2	Morehead State*	W	4-0
4/4	at Saint Louis	L	0-3
4/4	at Saint Louis	W	9-0
4/8	Tennessee State*	W	6-4
4/8	Tennessee State*	W	1-0
4/9	Tennessee State*	W	15-2
4/14	at Eastern Kentucky*	W	3-1
4/14	at Eastern Kentucky*	L	1-15
4/15	at Eastern Kentucky*	L	1-4
4/18	Eastern Illinois*	W	11-1
4/18	Eastern Illinois*	W	10-5
4/21	at Samford*	L	0-1
4/22	at Samford*	L	1-2
4/22	at Samford*	L	1-2
4/29	at Tennessee Tech*	L	0-1
4/29	at Tennessee Tech*	L	1-9
4/30	at Tennessee Tech*	L	1-2
5/3	at Eastern Illinois*	L	1-7
5/6	Jacksonville State*	L	2-3
5/6	Jacksonville State*	L	3-5
5/7	Jacksonville State*	L	3-10
5/11	vs. UT Martin +	W	3-0
5/11	vs. Tennessee Tech +	L	0-8
5/12	vs. Eastern Kentucky +	L	0-3

* - OVC Game; @ - Mississippi State
Invitational (Starkville, Miss.); ^ - All-Missouri
Cancer Classic (Springfield, Mo.); # - South-
east Softball Classic (Cape Girardeau, Mo.);
OVC Tournament (Cookeville, Tenn.)

OVC TOURNAMENT CHAMPIONS | 1994 • 1996 • 1997 • 1998 • 1999 • 2019 • 2024

NCAA TOURNAMENT | 1999 • 2019 • 2024



SOUTHEAST MISSOURI

2026 SOFTBALL MEDIA GUIDE

#FEELINROWDY

Yearly Results

2007

Lana Richmond (20-29, 11-16 OVC)

2/23	at Memphis @	L	1-2 (9)
2/23	vs. Alabama A&M @	W	8-0
2/25	vs. Evansville @	L	2-3
2/25	vs. Central Arkansas @	W	11-1
3/4	vs. UMKC ^	L	0-6
3/4	vs. Missouri State ^	L	4-10
3/9	Belmont #	W	9-0
3/10	Belmont #	L	0-4
3/10	Bradley #	L	2-3
3/11	#18 Illinois State #	L	0-7
3/11	IUPUI #	W	9-0
3/17	Samford*	W	3-1
3/17	Samford*	L	2-10
3/18	Samford*	W	9-1
3/19	at Western Kentucky	L	1-3
3/19	at Western Kentucky	L	8-10
3/20	at Middle Tennessee	L	2-3 (12)
3/21	at Mississippi	L	2-12
3/21	at Mississippi	W	7-3
3/24	at Tennessee State*	L	3-4
3/24	at Tennessee State*	L	0-2
3/25	at Tennessee State*	W	1-0
3/28	at Evansville	W	5-3
3/28	at Evansville	L	6-7 (8)
3/31	Eastern Kentucky*	L	9-10
4/1	Eastern Kentucky*	L	3-12
4/1	Eastern Kentucky*	W	3-2
4/6	at Jacksonville State*	L	3-6
4/6	at Jacksonville State*	L	4-9
4/7	at Jacksonville State*	L	3-11
4/11	at Eastern Illinois*	L	2-3
4/11	at Eastern Illinois*	L	7-11
4/14	Austin Peay*	L	0-9
4/15	Austin Peay*	L	6-7
4/15	Austin Peay*	W	9-1
4/17	Saint Louis	W	6-4
4/17	Saint Louis	W	4-3
4/21	at UT Martin*	W	3-1
4/21	at UT Martin*	L	2-4
4/22	at UT Martin*	W	6-5
4/24	Memphis	W	4-3
4/24	Memphis	L	1-10
4/28	Tennessee Tech*	L	0-7
4/28	Tennessee Tech*	W	9-5
4/29	Tennessee Tech*	L	3-8
5/2	Eastern Illinois*	W	5-2
5/5	at Morehead State*	L	1-8
5/5	at Morehead State*	W	7-4
5/6	at Morehead State*	W	4-1

* - OVC Game; @ - Blues City Classic (Southaven, Miss.); ^ - All-Missouri Cancer Classic (St. Louis, Mo.); # - Southeast Softball Classic (Cape Girardeau, Mo.)

2008

Lana Richmond (24-28, 11-16 OVC)

2/14	at Jackson State	W	8-0
2/14	at Jackson State	W	12-3
2/15	vs. Central Arkansas @	W	5-3
2/17	vs. Iowa State @	L	1-8
2/17	at UL-Monroe @	L	1-2
2/22	vs. Morehead State !	L	0-2
2/22	vs. Arkansas-Pine Bluff !	W	11-2
2/23	at Memphis !	L	1-3
2/23	vs. Evansville !	L	4-16
2/24	vs. Alabama A&M !	W	15-0
3/2	Missouri State ^	W	3-1
3/2	Saint Louis ^	W	7-3
3/7	vs. Florida Gulf Coast #	L	0-5
3/7	vs. Bethune-Cookman #	W	4-0
3/8	vs. Towson #	L	4-5 (8)
3/8	at Florida Atlantic #	L	6-7
3/9	vs. Bethune-Cookman #	L	2-5 (9)
3/11	vs. Longwood %	W	2-0
3/11	vs. Longwood %	L	1-12
3/12	at Belmont	L	0-1
3/13	at Belmont	W	10-8
3/15	at Eastern Kentucky*	L	2-6
3/16	at Eastern Kentucky*	L	2-10
3/16	at Eastern Kentucky*	L	2-10
3/21	at Tennessee Tech*	W	4-0
3/21	at Tennessee Tech*	L	1-5
3/22	at Tennessee Tech*	L	2-3 (12)
3/25	Eastern Illinois*	W	7-2
3/25	Eastern Illinois*	W	7-6
3/29	at Austin Peay*	L	4-5
3/30	at Austin Peay*	W	12-0
3/30	at Austin Peay*	W	9-4
4/5	Tennessee State*	W	5-2
4/5	Tennessee State*	L	2-3
4/6	Tennessee State*	W	6-3
4/9	Middle Tennessee	W	6-4
4/9	Middle Tennessee	L	3-5
4/12	at Samford*	L	0-8
4/12	at Samford*	W	4-3
4/13	at Samford*	L	1-7
4/17	at Saint Louis	W	6-0
4/17	at Saint Louis	W	2-1
4/19	Morehead State*	L	0-6
4/19	Morehead State*	W	5-1
4/20	Morehead State*	W	2-1
4/23	at Eastern Illinois*	L	3-4
4/26	UT Martin*	W	6-5 (8)
4/26	UT Martin*	L	2-5
4/27	UT Martin*	L	5-7
5/3	Jacksonville State*	L	0-7
5/3	Jacksonville State*	L	3-6
5/4	Jacksonville State*	L	4-8 (8)

* - OVC Game; @ - Mardi Gras Tournament (Monroe, La.); ! - Blues City Classic (Southaven, Miss.); ^ - All-Missouri Cancer Classic (Cape Girardeau, Mo.); # - Florida Atlantic Tournament (Boca Raton, Fla.); % Games played in Boca Raton, Fla.

2009

Lana Richmond (29-21, 16-8 OVC)

2/12	at Jackson State	W	11-0
2/13	at UL-Monroe	W	4-1
2/13	vs. Central Arkansas @	L	0-8
2/14	at UL-Monroe @	W	4-3
2/14	vs. Centenary @	W	5-4 (8)
2/15	vs. Centenary @	L	2-10
3/4	at #18 Southern Illinois	L	1-2
3/4	at #18 Southern Illinois	L	0-6
3/6	at Missouri State ^	W	4-1 (8)
3/6	vs. UMKC ^	W	10-3 (8)
3/7	vs. Saint Louis ^	W	1-0
3/7	vs. #12 Missouri ^	L	0-8
3/17	at North Carolina A&T	W	8-7
3/17	at North Carolina A&T	W	6-0
3/18	at Elon	L	2-4
3/18	at Elon	L	1-8
3/18	at Morehead State*	W	1-0
3/20	at Morehead State*	W	7-4
3/21	at Morehead State*	L	1-2 (10)
3/28	Tennessee Tech*	W	3-2
3/28	Tennessee Tech*	L	0-13
3/29	Tennessee Tech*	L	1-6
4/1	Missouri-St. Louis	L	0-6
4/1	Missouri-St. Louis	L	3-4
4/4	at Jacksonville State*	L	1-12
4/4	at Jacksonville State*	L	0-9
4/5	at Jacksonville State*	L	1-11
4/8	SIU Edwardsville	L	1-6
4/8	SIU Edwardsville	L	3-12
4/10	at UT Martin*	L	1-2
4/10	at UT Martin*	L	2-8
4/11	at UT Martin*	W	4-3
4/15	Saint Louis	W	5-4 (8)
4/15	Saint Louis	W	9-5
4/18	Austin Peay*	W	4-1
4/18	Austin Peay*	W	6-5 (9)
4/19	Austin Peay*	W	7-5
4/23	at Eastern Illinois*	W	6-2
4/23	at Eastern Illinois*	W	11-3
4/25	Eastern Kentucky*	W	4-3
4/25	Eastern Kentucky*	W	8-5
4/26	Eastern Kentucky*	W	4-3
4/29	Eastern Illinois*	W	8-3
5/2	at Tennessee State*	W	9-1
5/2	at Tennessee State*	W	4-3
5/3	at Tennessee State*	W	8-7
5/7	vs. Morehead State +	W	1-0
5/8	vs. Tennessee Tech +	W	7-1
5/9	vs. UT Martin +	L	2-3 (8)
5/9	vs. UT Martin +	L	1-4

* - OVC Game; @ - Mardi Gras Tournament (Monroe, La.); ^ - All-Missouri Cancer Classic (Springfield, Mo.); + - OVC Tournament (Jacksonville, Ala.)

2010

Lana Richmond (17-31, 6-17 OVC)

2/11	at Jackson State	W	11-3
2/13	vs. UMKC @	W	6-4
2/13	at UL-Monroe @	L	6-9
2/19	vs. McNeese State !	L	2-6
2/19	vs. Fort Wayne !	W	7-4
2/20	vs. Indiana State !	W	6-3
2/20	vs. Appalachian State !	L	2-10
3/5	vs. UMKC ^	L	1-7
3/5	vs. Saint Louis ^	L	2-10
3/6	at #4 Missouri ^	L	0-13
3/6	vs. Missouri State ^	L	3-7
3/10	Fort Wayne	W	4-3 (8)
3/11	Illinois State	L	1-12
3/13	vs. SIU Edwardsville #	W	7-6
3/13	at Arkansas #	L	2-4
3/14	vs. Louisiana Tech #	L	3-5
3/14	vs. SIU Edwardsville #	L	5-6
3/16	IUPUI	W	15-7
3/16	IUPUI	W	5-4 (8)
3/17	at Indiana State	W	5-3 (8)
3/17	at Indiana State	L	2-4
3/20	Morehead State*	L	2-9
3/20	Morehead State*	L	5-7
3/27	at Eastern Kentucky*	L	4-5
3/27	at Eastern Kentucky*	W	6-0
3/28	at Eastern Kentucky*	L	2-7
3/31	Eastern Illinois*	L	0-3
3/31	Eastern Illinois*	L	2-10
4/2	at Austin Peay*	L	3-4 (8)
4/2	at Austin Peay*	W	12-5
4/3	at Austin Peay*	L	2-11
4/9	Tennessee State*	W	9-0
4/9	Tennessee State*	L	4-6
4/10	Tennessee State*	W	7-5
4/14	at Eastern Illinois*	L	0-2
4/17	at Murray State*	L	1-9
4/17	at Murray State*	W	9-6
4/18	at Murray State*	L	4-9
4/22	at SIU Edwardsville	W	3-2 (9)
4/22	at SIU Edwardsville	L	2-3
5/1	UT Martin*	L	3-4 (8)
5/2	UT Martin*	L	1-5
5/2	UT Martin*	L	0-2
5/5	at Saint Louis	W	6-3
5/5	at Saint Louis	L	1-9
5/8	at Tennessee Tech*	L	0-4
5/8	at Tennessee Tech*	L	1-2
5/9	at Tennessee Tech*	W	2-0

* - OVC Game; @ - Mardi Gras Classic (Monroe, La.); ^ - All-Missouri Cancer Classic (Columbia, Mo.); ! - Blues City Classic (Memphis, Tenn.); # - Arkansas Invitational (Fayetteville, Ark.)



SOUTHEAST MISSOURI

2026 SOFTBALL MEDIA GUIDE

#FEELINROWDY

Yearly Results

2011 Lana Richmond (31-30, 17-12 OVC)

2/11	vs. Northwestern State @	L	1-2
2/11	at UL-Monroe @	L	3-11
2/12	vs. Indiana State @	W	6-2
2/12	at UL-Monroe @	L	1-6
2/13	vs. Northwestern State @	L	2-10
2/25	vs. South Alabama !	L	3-8
2/25	vs. Western Kentucky !	L	5-8
2/26	vs. Louisiana Tech !	W	5-4
2/26	vs. Austin Peay !	W	6-3
2/27	at Mississippi !	L	2-4
3/4	vs. #18 Missouri ^	L	0-5
3/4	vs. Missouri State ^	L	2-3
3/5	at Saint Louis ^	L	3-8
3/9	Southern Illinois	L	0-10
3/12	at SIU Edwardsville*	W	11-4 (9)
3/12	at SIU Edwardsville*	W	8-6 (8)
3/13	at SIU Edwardsville*	L	1-11
3/17	at Belmont	L	0-3
3/17	at Belmont	L	5-6 (8)
3/19	Tennessee Tech*	W	4-1
3/19	Tennessee Tech*	W	6-3
3/20	Tennessee Tech*	L	1-4
3/23	Evansville	L	2-4 (8)
3/23	Evansville	W	9-0
3/26	at Jacksonville State*	W	7-6
3/26	at Jacksonville State*	L	5-8
3/27	at Jacksonville State*	L	8-13
3/30	UT Martin*	W	5-4
3/30	UT Martin*	L	1-7
4/2	Austin Peay*	W	8-5
4/2	Austin Peay*	W	9-1
4/3	Austin Peay*	L	1-2
4/6	Indiana State	W	10-8
4/6	Indiana State	W	4-2
4/7	at UT Martin*	L	2-7
4/9	at Tennessee State*	W	6-5
4/9	at Tennessee State*	W	5-3
4/10	at Tennessee State*	W	10-0
4/13	at Eastern Illinois*	L	0-2
4/13	at Eastern Illinois*	L	0-4
4/16	Murray State*	W	10-9 (8)
4/16	Murray State*	W	11-4
4/17	Murray State*	L	7-9
4/19	Eastern Illinois*	W	8-4
4/22	Williams Baptist	W	4-1
4/22	Williams Baptist	W	5-2
4/28	at Middle Tennessee	W	3-2
4/28	at Middle Tennessee	L	3-7
4/30	at Morehead State*	W	14-7
4/30	at Morehead State*	W	4-3
5/4	Saint Louis	W	5-1
5/4	Saint Louis	L	2-3
5/7	Eastern Kentucky*	W	5-1
5/7	Eastern Kentucky*	L	0-8
5/8	Eastern Kentucky*	L	2-9 (12)
5/12	vs. SIU Edwardsville +	W	4-3 (8)
5/12	vs. Eastern Illinois +	W	4-0
5/13	vs. Jacksonville State +	L	0-4
5/14	vs. Eastern Illinois +	W	9-1
5/14	vs. Jacksonville State +	W	3-2
5/15	vs. Jacksonville State +	L	5-9

* - OVC Game; @ - Mardi Gras Classic
Monroe, La.; ! - Red & Blue Classic (Oxford,
Miss.); ^ - All-Missouri Cancer Classic
(St. Louis, Mo.); + - OVC Tournament
(Charleston, Ill.)

2012 Lana Richmond (25-30, 13-16 OVC)

2/9	at Jackson State	L	1-11
2/10	vs. Grambling State @	W	15-8
2/10	vs. IUPUI @	L	0-5
2/11	vs. Grambling State @	W	21-3
2/11	at UL-Monroe @	W	8-4
2/12	vs. Northwestern State @	W	3-1
2/24	vs. Miami (Ohio) !	L	2-6
2/24	vs. Western Illinois !	L	4-12
2/25	vs. Northern Iowa !	L	1-2
2/25	vs. Missouri State !	L	1-4
2/26	at Memphis !	L	0-1
3/3	vs. Saint Louis ^	L	4-5 (8)
3/3	vs. #13 Missouri ^	L	0-9
3/4	at UMKC ^	L	2-5 (8)
3/4	vs. Missouri State ^	L	4-5
3/10	Morehead State*	W	11-10
3/10	Morehead State*	L	1-3
3/11	Morehead State*	W	9-5
3/14	at Indiana State	W	4-0
3/14	at Indiana State	W	9-6
3/15	at Evansville	W	6-1
3/15	at Evansville	L	4-5
3/17	at Eastern Kentucky*	L	2-3 (8)
3/17	at Eastern Kentucky*	W	7-5 (8)
3/18	at Eastern Kentucky*	L	2-4
3/21	at UT Martin*	L	4-5 (9)
3/21	at UT Martin*	L	1-2
3/25	SIU Edwardsville*	W	9-8
3/25	SIU Edwardsville*	W	4-1
3/29	UT Martin*	L	2-3
3/31	at Tennessee Tech*	W	6-2
3/31	at Tennessee Tech*	L	1-6
4/1	at Tennessee Tech*	L	2-3
4/4	Eastern Illinois*	L	2-3
4/4	Eastern Illinois*	L	3-5
4/6	Jacksonville State*	W	3-1
4/6	Jacksonville State*	L	8-9
4/7	Jacksonville State*	L	1-2
4/11	Middle Tennessee	W	8-2
4/11	Middle Tennessee	W	10-3
4/14	at Austin Peay*	W	5-4 (8)
4/14	at Austin Peay*	W	7-3
4/15	at Austin Peay*	W	6-2
4/18	at Eastern Illinois*	L	0-1
4/21	Tennessee State*	W	2-0
4/21	Tennessee State*	W	12-4
4/22	Tennessee State*	W	6-2
4/25	at Southern Illinois	L	6-7
4/28	at Murray State*	L	1-3
4/28	at Murray State*	L	7-10
4/29	at Murray State*	L	7-8
5/1	at Saint Louis	L	0-1
5/1	at Saint Louis	W	6-1
5/2	Belmont	W	5-3
5/2	Belmont	W	14-13 (10)

* - OVC Game; @ - Mardi Gras Classic
Monroe, La.; ! - Blues City Classic (Memphis,
Tenn.); ^ - All-Missouri Cancer Classic
(Kansas City, Mo.)

2013 Lana Richmond (15-33, 6-18 OVC)

2/7	at Jackson State	L	0-1
2/8	vs. Mississippi Valley @	W	3-2
2/8	vs. Grambling State @	W	6-3
2/9	at UL-Monroe @	L	1-5
2/9	at Northwestern State @	L	0-8
2/22	vs. Detroit Mercy !	W	10-7 (10)
2/23	vs. Samford !	L	1-2 (8)
2/23	vs. Nicholls State !	L	7-8
2/24	vs. Mississippi State !	L	4-8
2/24	at Memphis !	L	1-2
3/7	Missouri State	W	3-2
3/7	Missouri State	L	1-2
3/9	vs. Bowling Green ^	L	1-4
3/9	at Evansville ^	L	0-8
3/10	vs. Bowling Green ^	W	4-1
3/10	at Evansville ^	L	2-9
3/13	Indiana State	W	5-4
3/13	Indiana State	W	9-4
3/16	at Murray State*	W	9-3
3/16	at Murray State*	L	1-8
3/20	Georgia Tech	L	4-9
3/21	at Western Kentucky	L	3-10
3/23	at Belmont*	L	11-12
3/23	at Belmont*	W	3-1
3/24	at Tennessee State*	W	4-0
3/29	SIU Edwardsville*	L	0-13
3/29	SIU Edwardsville*	L	1-11
3/30	SIU Edwardsville*	L	1-9
4/2	Evansville	L	0-1
4/2	Evansville	W	3-2
4/6	at Jacksonville State*	L	2-4
4/6	at Jacksonville State*	L	5-13
4/7	at Tennessee Tech*	L	1-9
4/7	at Tennessee Tech*	L	0-4
4/13	Eastern Illinois*	L	1-5
4/13	Eastern Illinois*	W	4-1
4/14	Eastern Illinois*	L	1-10
4/20	Eastern Kentucky*	W	12-11
4/20	Eastern Kentucky*	L	4-6
4/21	Morehead State*	L	6-7
4/21	Morehead State*	W	5-4
4/25	Southern Illinois	W	14-7
4/28	at Austin Peay*	L	0-6
4/28	at Austin Peay*	L	5-6
4/29	at Austin Peay*	L	1-4
5/1	Saint Louis	L	1-5
5/4	UT Martin*	L	9-11
5/4	UT Martin*	L	5-14

* - OVC Game; @ - Mardi Gras Classic
Monroe, La.; ! - Blues City Classic (Memphis,
Tenn.); ^ - Evansville Tournament
(Evansville, Ind.)

2014 Lana Richmond (11-34, 3-20 OVC)

2/14	vs. Houston Baptist @	W	9-7
2/14	at UL-Monroe @	L	4-6
2/15	vs. Houston Baptist @	L	3-6
2/15	vs. Grambling State @	W	9-1
2/16	vs. Grambling State @	W	2-0
2/22	vs. Lipscomb !	L	0-11
2/22	vs. Loyola-Chicago !	W	13-3
2/23	vs. Ball State !	L	2-11
2/23	at Memphis !	L	1-6
3/1	Missouri State ^	L	0-8
3/1	Saint Louis ^	L	4-7
3/15	Missouri-St. Louis	W	5-4
3/15	Missouri-St. Louis	L	4-6
3/18	North Dakota State	L	0-11
3/19	at Indiana State	L	2-3
3/19	at Indiana State	L	0-2
3/20	at Evansville	L	5-6 (8)
3/20	at Evansville	L	4-8
3/22	at Eastern Kentucky*	L	1-5
3/22	at Eastern Kentucky*	W	5-3
3/23	at Morehead State*	L	6-7
3/23	at Morehead State*	L	4-7
3/29	Austin Peay*	L	1-4
3/29	Austin Peay*	W	13-4
3/30	Austin Peay*	L	2-6
4/5	Belmont*	L	0-6
4/5	Belmont*	L	5-14
4/6	Tennessee State*	L	1-3
4/6	Tennessee State*	L	3-4
4/12	at SIU Edwardsville*	L	0-10
4/12	at SIU Edwardsville*	L	2-9
4/13	at SIU Edwardsville*	L	0-3
4/18	Jacksonville State*	L	0-9
4/18	Jacksonville State*	L	0-9
4/19	Tennessee Tech*	L	0-3
4/19	Tennessee Tech*	L	3-5
4/23	at Saint Louis	L	0-8
4/23	at Saint Louis	W	9-7
4/26	at UT Martin*	L	1-6
4/26	at UT Martin*	L	6-12
4/30	Missouri Baptist	W	10-5
4/30	Missouri Baptist	W	13-1
5/3	Murray State*	L	4-5
5/3	Murray State*	L	0-1
5/4	Murray State*	W	5-3

* - OVC Game; @ - Mardi Gras Classic
Monroe, La.; ! - Blues City Classic (Southaven,
Miss.); ^ - All-Missouri Cancer Classic
(Cape Girardeau, Mo.)

OVC TOURNAMENT CHAMPIONS | 1994 • 1996 • 1997 • 1998 • 1999 • 2019 • 2024

NCAA TOURNAMENT | 1999 • 2019 • 2024



SOUTHEAST MISSOURI

2026 SOFTBALL MEDIA GUIDE

#FEELINROWDY

Yearly Results

2015 Mark Redburn (19-27, 12-12 OVC)

2/13	vs. Alabama State @	L	5-8
2/13	at UL-Monroe @	L	3-11
2/14	vs. Alabama State @	L	7-12
2/14	vs. Grambling State @	W	11-7
2/15	vs. Grambling State @	W	10-8
2/27	at Southeastern La. !	W	10-8
2/27	vs. Saint Louis !	L	7-8
2/28	vs. UT Martin !	L	1-2 (8)
3/1	vs. Arkansas !	L	2-5
3/11	at Missouri	L	1-2
3/11	at Missouri	L	1-10
3/17	UT Martin*	W	9-6
3/17	UT Martin*	L	3-6 (8)
3/18	Indiana State	L	4-9
3/18	Indiana State	L	5-9 (8)
3/21	at Tennessee Tech*	L	0-3
3/21	at Tennessee Tech*	W	6-4
3/23	at Jacksonville State*	L	4-10
3/23	at Jacksonville State*	L	5-6
3/28	SIU Edwardsville*	L	3-12
3/28	SIU Edwardsville*	L	0-7
3/29	SIU Edwardsville*	L	4-8
3/31	at Missouri State	W	8-4
3/31	at Missouri State	L	0-4
4/3	at Tennessee State*	W	7-2
4/4	at Belmont*	W	4-2
4/4	at Belmont*	W	4-3
4/8	Southern Illinois	W	4-3 (10)
4/11	at Murray State*	L	3-4
4/11	at Murray State*	L	5-6
4/12	at Murray State*	L	1-2
4/18	Morehead State*	W	1-0
4/18	Morehead State*	L	1-3
4/22	Saint Louis	L	3-6
4/22	Saint Louis	W	5-4
4/23	at Tennessee State*	W	12-4
4/25	Eastern Illinois*	W	6-0
4/25	Eastern Illinois*	W	9-4
4/26	Eastern Illinois*	L	4-7
4/29	at Arkansas	L	5-13
4/29	at Arkansas	W	4-3 (8)
5/2	at Austin Peay*	W	8-1
5/2	at Austin Peay*	W	6-5
5/3	at Austin Peay*	W	11-10
5/6	vs. Jacksonville State +	L	0-21
5/7	vs. Eastern Illinois +	L	9-10 (12)

* - OVC Game; @ - Mardi Gras Classic
Monroe, La.); ! - Lion Classic Scramble
(Hammond, La.); + - OVC Tournament
(Edwardsville, Ill.)

2016 Mark Redburn (16-33, 10-17 OVC)

2/12	vs. Louisiana Tech @	L	2-11
2/13	vs. #11 Louisiana @	L	0-8
2/13	vs. Houston Baptist @	W	10-7
2/14	vs. Central Arkansas @	L	4-5
2/14	vs. #25 South Alabama @	L	2-5
2/26	vs. Western Carolina !	L	0-8
2/26	vs. Ball State !	L	3-6
2/27	vs. Valparaiso !	W	3-2
2/28	at Western Kentucky !	W	8-3
3/5	vs. Missouri State ^	L	3-9
3/5	vs. Northern Illinois ^	W	6-3
3/6	vs. UMKC ^	L	0-9
3/6	at Saint Louis ^	L	3-4
3/15	at Jackson State	W	10-1
3/15	at Jackson State	W	9-8
3/16	at Southeastern La.	L	1-7
3/16	at Southeastern La.	L	3-4
3/19	Murray State*	W	4-3
3/19	Murray State*	W	9-1
3/20	Murray State*	L	5-16
3/22	at Southern Illinois	L	2-3
3/25	Belmont*	W	3-0
3/25	Belmont*	L	1-2 (9)
3/26	Tennessee State*	W	7-2
3/26	Tennessee State*	W	9-0
4/2	at SIU Edwardsville*	L	1-2
4/2	at SIU Edwardsville*	L	4-5
4/3	at SIU Edwardsville*	L	3-5
4/6	Arkansas	L	4-7
4/6	Arkansas	L	3-4
4/9	Jacksonville State*	L	5-6
4/9	Jacksonville State*	L	2-9
4/10	Tennessee Tech*	L	2-3
4/10	Tennessee Tech*	W	5-2
4/13	at Saint Louis	L	7-12
4/13	at Saint Louis	L	2-6
4/16	at UT Martin*	L	0-1 (9)
4/16	at UT Martin*	L	1-3
4/17	at UT Martin*	L	0-4
4/23	at Eastern Kentucky*	L	2-4
4/23	at Eastern Kentucky*	W	5-2
4/24	at Morehead State*	L	1-6
4/24	at Morehead State*	L	0-1
4/29	Austin Peay*	L	3-7
4/29	Austin Peay*	W	15-6
4/30	Austin Peay*	W	7-4
5/7	at Eastern Illinois*	L	3-4
5/8	at Eastern Illinois*	L	1-6
5/8	at Eastern Illinois*	W	4-1

* - OVC Game; @ - Sand Dollar Classic
Gulf Shores, Ala.); ! - Holiday Inn Spring
Fling (Bowling Green, Ky.); ^ - All-Missouri
Cancer Classic (St. Louis, Mo.)

2017 Mark Redburn (23-27, 8-14 OVC)

2/11	vs. Tennessee State !	W	9-1
2/11	vs. Jarvis Christian !	W	17-2
2/12	at Jackson State !	W	13-2
2/17	vs. Middle Tennessee #	L	4-8
2/17	vs. UT Arlington #	L	1-5
2/18	at Southeastern La. #	W	2-0
2/19	vs. Buffalo #	W	7-6 (8)
2/19	vs. Alcorn State #	W	3-2
2/25	at Alcorn State	W	8-0
2/25	at Alcorn State	W	7-5
3/4	vs. Missouri State &	W	2-1
3/4	at UMKC &	W	4-2
3/5	vs. Saint Louis &	L	1-10
3/5	vs. Saint Louis &	L	4-6
3/9	vs. Loyola-Chicago %	W	2-0
3/10	vs. Valparaiso %	L	6-8
3/11	vs. Alabama A&M %	W	7-2
3/12	vs. Alabama State %	W	8-1
3/14	at Georgia Tech	W	6-1
3/15	at Kennesaw State	L	3-4
3/17	vs. Tulsa @	L	0-6
3/17	vs. UMKC @	W	10-0
3/18	vs. #12 LSU @	L	3-7
3/18	vs. Nebraska-Omaha @	L	5-6
3/19	at Kansas @	L	5-6
3/25	at Tennessee Tech*	L	2-3
3/25	at Tennessee Tech*	L	2-3
3/26	at Jacksonville State*	L	0-3
3/26	at Jacksonville State*	L	5-9
4/1	Eastern Illinois*	L	5-7
4/1	Eastern Illinois*	L	1-4
4/8	Austin Peay*	W	3-0
4/8	Austin Peay*	W	4-0
4/9	Murray State*	L	6-11
4/9	Murray State*	L	1-6
4/12	Southern Illinois	L	1-3
4/14	at SIU Edwardsville*	L	0-4
4/14	at SIU Edwardsville*	L	4-5 (10)
4/18	at Missouri	L	3-14
4/18	at Missouri	L	1-9
4/22	Morehead State*	L	2-6
4/22	Morehead State*	W	6-5
4/23	Eastern Kentucky*	W	2-1
4/23	Eastern Kentucky*	L	0-2
4/29	at Tennessee State*	W	5-3 (9)
4/29	at Tennessee State*	W	4-1
4/30	at Belmont*	W	5-1
5/1	at Belmont*	L	5-6
5/6	at UT Martin*	W	7-0
5/6	at UT Martin*	L	2-8

* - OVC Game; ! - Jackson State Tournament
Jackson, Miss.); # - Lion Classic II (Hammond,
La.); & - We Back Pat Tournament (Kansas
City, Mo.); % - Leon Smith Classic, hosted by
Southeast Missouri (Oxford, Ala.); @ - Rock
Chalk Challenge (Lawrence, Kan.)

2018 Mark Redburn (33-20, 15-7 OVC)

2/9	vs. South Dakota State !	W	4-1
2/9	at Northern Iowa !	L	0-7
2/10	vs. Kansas City !	W	13-3
2/10	at Northern Iowa !	L	0-8
2/11	vs. Drake !	L	0-1
2/23	vs. Evansville %	W	9-0
2/23	at Alabama State %	W	14-1
2/24	vs. IUPUI %	W	7-0
2/24	at Chattanooga %	L	5-9
2/25	vs. Western Michigan %	W	8-7
2/25	vs. Western Illinois %	W	2-1
3/3	vs. Ohio #	W	2-1
3/3	at #22 Kentucky #	L	2-4
3/4	vs. Ohio #	L	1-5
3/4	at #22 Kentucky #	L	2-11
3/9	at Creighton	L	3-6
3/10	at Creighton	W	7-4
3/10	at Creighton	L	5-7
3/13	Indiana State	W	5-1
3/13	Indiana State	W	4-1
3/17	vs. Tennessee Tech \$	W	7-3
3/17	at Memphis \$	W	8-7
3/18	vs. South Dakota \$	W	10-2
3/18	vs. SIU Edwardsville \$	W	10-7
3/21	Missouri	L	2-10
3/21	Missouri	W	8-2
3/23	Tennessee Tech*	W	5-1
3/23	Tennessee Tech*	W	4-3
3/25	Jacksonville State*	L	0-6
3/25	Jacksonville State*	W	7-2
4/5	at Southern Illinois	L	1-2 (9)
4/6	at Austin Peay*	L	2-5
4/6	at Austin Peay*	W	11-2
4/8	at Murray State*	W	8-7
4/8	at Murray State*	W	11-8
4/11	at Eastern Illinois*	L	1-4
4/11	at Eastern Illinois*	L	1-4
4/13	SIU Edwardsville*	W	6-2
4/13	SIU Edwardsville*	W	7-5
4/17	UT Martin*	L	0-4
4/17	UT Martin*	W	1-0 (8)
4/21	at Morehead State*	W	2-0
4/21	at Morehead State*	W	4-1
4/22	at Eastern Kentucky*	L	4-5
4/22	at Eastern Kentucky*	L	0-1
4/25	at Saint Louis	W	7-1
4/25	at Saint Louis	W	1-0
4/28	Tennessee State*	W	16-8
4/28	Tennessee State*	W	9-0
4/29	Belmont*	W	3-2
4/29	Belmont*	W	4-1
5/9	vs. SIU Edwardsville +	L	4-5
5/10	vs. #8 Morehead State +	L	1-4

* - OVC Game; + - OVC Tournament (Oxford,
Ala.); ! - Northern Iowa Dome Classic (Cedar
Falls, Iowa); % - Frost Classic (Chattanooga,
Tenn.); # - John Cropp Classic (Lexington,
Ky.); \$ - Memphis Tiger Classic
(Memphis, Tenn.)



SOUTHEAST MISSOURI

2026 SOFTBALL MEDIA GUIDE

#FEELINROWDY

Yearly Results

2019 Mark Redburn (46-18, 17-5 OVC)

2/8	vs. South Dakota State !	W	7-3
2/8	at Northern Iowa !	W	5-1
2/9	at Northern Iowa !	W	16-0
2/9	vs. Toledo !	W	7-5
2/10	vs. Drake !	L	1-6
2/15	vs. Wichita State @	L	0-8
2/15	vs. Abilene Christian @	W	10-2
2/16	at Louisiana Tech @	L	3-11
2/16	vs. Fairleigh Dickinson @	W	8-0
2/17	vs. Miss. Valley State @	W	7-0
2/21	at #12 Arkansas #	L	1-7
2/22	vs. Drake #	L	2-6
2/22	at #12 Arkansas #	W	6-1
2/23	vs. Drake #	L	5-7
2/23	vs. IUPUI #	W	5-3
3/1	vs. Louisiana-Monroe \$	W	8-0
3/1	at Central Arkansas \$	W	11-7
3/2	vs. Coppin State \$	W	11-5
3/2	vs. Missouri State \$	L	4-7
3/8	vs. UMKC %	W	8-2
3/8	at Kansas %	W	2-0
3/9	vs. UMKC %	W	8-2
3/10	vs. Maine %	W	6-2
3/10	at Kansas %	W	2-1
3/14	Missouri State	W	5-2
3/16	vs. Northern Illinois &	W	14-4
3/16	vs. Omaha &	W	9-4
3/17	vs. Detroit-Mercy &	W	9-0
3/17	vs. Omaha &	W	3-1
3/23	at Tennessee State*	W	8-0
3/23	at Tennessee State*	W	11-1
3/24	at Belmont*	W	3-2
3/24	at Belmont*	L	0-7
4/1	Eastern Kentucky*	W	4-1
4/1	Eastern Kentucky*	W	9-7
4/6	at SIU Edwardsville*	W	14-1
4/6	at SIU Edwardsville*	L	3-4
4/10	at UT Martin*	W	1-0
4/10	at UT Martin*	W	6-0
4/12	Austin Peay*	L	2-5
4/12	Austin Peay*	W	9-0
4/15	Murray State*	L	4-8
4/15	Murray State*	W	9-1
4/16	Southern Illinois	L	3-9
4/17	Saint Louis	W	4-3
4/20	Eastern Illinois*	W	11-3
4/20	Eastern Illinois*	W	8-5
4/23	at Missouri	L	3-4
4/23	at Missouri	L	1-4
4/26	at Tennessee Tech*	W	1-0
4/26	at Tennessee Tech*	W	6-5
4/28	at Jacksonville State*	L	0-1
4/28	at Jacksonville State*	W	3-1
5/1	at Saint Louis	W	3-1
5/3	Morehead State*	W	7-0
5/3	Morehead State*	W	9-0
5/9	vs. Eastern Kentucky ^	W	6-0
5/10	vs. Jacksonville State ^	L	3-4
5/10	vs. Eastern Kentucky ^	W	11-8
5/11	vs. Jacksonville State ^	W	8-2
5/11	vs. Jacksonville State ^	W	6-5

5/17	vs. #7 Louisiana +	L	2-3
5/18	vs. Chattanooga +	W	2-1
5/18	at #17 Ole Miss +	L	0-10

* - OVC Game; ! - UNI Dome Classic (Cedar Falls, Iowa); @ - Louisiana Tech Invitational (Ruston, La.); # - Razorback Invitational (Fayetteville, Ark.); \$ - Central Arkansas Classic (Conway, Ark.); % - Jayhawk Classic (Lawrence, Kan.); & - Billiken Spring Tournament (St. Louis, Mo.); ^ - OVC Tournament (Oxford, Ala.); + - NCAA Regional (Oxford, Miss.)
• OVC Co Regular-Season Champions
• OVC Tournament Champions

2020 Mark Redburn (12-5)

2/14	vs. Kennesaw State !	L	4-6
2/14	vs. Purdue Fort Wayne !	W	16-15 (9)
2/15	vs. Southern Miss !	W	7-0
2/15	at Troy !	W	13-3
2/21	vs. South Carolina St. @	W	16-3
2/21	at Alabama State @	W	12-3
2/22	vs. Howard @	W	3-0
2/22	vs. Grambling @	W	4-1
2/23	vs. South Carolina St. @	W	2-0
2/29	Kansas City	W	3-0
3/1	Kansas City	L	12-13
3/1	Kansas City	L	1-2
3/6	vs. Mississippi Valley #	W	6-1
3/6	vs. Bryant #	W	8-0
3/7	at #24 Mississippi State #	L	0-2
3/7	vs. Bryant #	W	8-0
3/8	at #24 Mississippi State #	L	0-2

~ Season cancelled due to COVID-19 pandemic

* - OVC Game; ! - Troy University Tournament (Troy, Ala.); @ - Stinger Classic (Montgomery, Ala.); # - Bulldog Slamboree (Starkville, Miss.)

2021 Mark Redburn (30-17, 23-6 OVC)

2/13	at Auburn	L	0-8
2/13	at Auburn	L	1-5
2/14	at Auburn	L	1-3
2/20	at Tennessee	L	0-7
2/20	at Tennessee	L	3-5
2/26	vs. North Dakota State !	W	6-2
2/26	at #24 Arkansas !	L	3-9
2/27	vs. Texas Tech !	W	5-3 (8)
2/27	at #24 Arkansas !	L	3-6
2/28	vs. Texas Tech !	L	1-7
3/5	Austin Peay*	W	6-5
3/6	Austin Peay*	L	3-4
3/6	Austin Peay*	W	8-0
3/12	at Tennessee Tech*	W	7-0
3/12	at Tennessee Tech*	W	4-1
3/13	at Tennessee Tech*	W	8-4
3/16	at Southern Illinois	L	2-6
3/20	at Belmont*	W	8-2
3/20	at Belmont*	W	6-0
3/21	at Belmont*	W	8-4
3/24	at Saint Louis	W	6-1
3/26	Morehead State*	W	8-0
3/27	Morehead State*	W	10-0
3/27	Morehead State*	W	9-1
3/31	Southern Illinois	W	5-0
4/2	Eastern Illinois*	W	7-0
4/3	Eastern Illinois*	W	3-0
4/3	Eastern Illinois*	L	1-5
4/10	at SIU Edwardsville*	W	11-2
4/11	at SIU Edwardsville*	W	4-2
4/11	at SIU Edwardsville*	L	5-6 (8)
4/14	Saint Louis	W	2-0
4/17	Eastern Kentucky*	W	8-0
4/17	Eastern Kentucky*	L	2-6
4/18	Eastern Kentucky*	L	1-4
5/1	Murray State*	W	1-0
5/1	Murray State*	W	7-5
5/2	Murray State*	W	3-2
5/5	at UT Martin*	W	3-1
5/5	at UT Martin*	W	8-0
5/8	at Jacksonville State*	W	10-5
5/8	at Jacksonville State*	W	3-2
5/9	at Jacksonville State*	L	3-4
5/13	vs. Jacksonville State ^	W	11-2
5/14	vs. Eastern Kentucky ^	L	1-2
5/14	vs. Jacksonville State ^	W	4-3 (8)
5/15	vs. Eastern Kentucky ^	L	4-5

* - OVC Game; ! - Razorback Invitational (Fayetteville, Ark.); ^ - OVC Tournament (Oxford, Ala.)
• OVC Regular-Season Champions

2022 Mark Redburn (30-24, 16-10 OVC)

2/11	vs. Alabama A&M !	W	13-0
2/11	at Southeastern La. !	L	2-6
2/12	vs. Nicholls !	W	13-5
2/12	at Southeastern La. !	L	5-6
2/13	vs. Nicholls !	W	5-2
2/18	vs. Central Michigan @	W	6-0
2/18	vs. Bellarmine @	L	3-4
2/19	at Western Kentucky @	L	3-4 (8)
2/19	vs. Central Michigan @	W	12-4
2/20	at Western Kentucky @	L	4-5
3/2	at Ole Miss	L	4-7
3/4	vs. Charleston \$	W	5-4 (11)
3/4	at Lipscomb \$	W	7-1
3/5	vs. Charleston \$	W	3-2
3/5	vs. Dayton \$	W	10-6
3/6	at Lipscomb \$	L	0-2
3/13	vs. Missouri State #	L	8-10
3/13	vs. Wichita State #	L	0-14
3/14	at Kansas #	L	0-8
3/15	at Kansas City	W	7-1
3/15	vs. Iowa &	W	4-3
3/19	Tennessee State*	W	9-1
3/20	Tennessee State*	W	6-0
3/20	Tennessee State*	W	11-3
3/26	at Tennessee Tech*	L	3-5
3/26	at Tennessee Tech*	L	4-5 (10)
3/27	at Tennessee Tech*	L	0-2
4/2	Morehead State*	W	4-0
4/3	Morehead State*	W	12-2
4/3	Morehead State*	W	8-0
4/9	Eastern Illinois*	W	13-1
4/10	Eastern Illinois*	W	7-6
4/10	Eastern Illinois*	W	8-0
4/12	at #6 Arkansas	L	1-9
4/12	at #6 Arkansas	L	0-14
4/15	at Austin Peay*	W	3-2
4/16	at Austin Peay*	L	1-3
4/16	at Austin Peay*	L	0-3
4/23	at Murray State*	L	0-1
4/24	at Murray State*	L	0-4
4/24	at Murray State*	W	5-2
4/27	UT Martin*	W	4-3
4/27	UT Martin*	W	5-4
4/30	at SIU Edwardsville*	L	4-7
5/1	at SIU Edwardsville*	L	1-9
5/1	at SIU Edwardsville*	L	2-3 (10)
5/7	Belmont*	W	3-1
5/8	Belmont*	W	5-3 (8)
5/8	Belmont*	W	9-2
5/11	vs. SIU Edwardsville ^	W	9-1
5/12	vs. Murray State ^	L	1-3 (12)
5/12	vs. Tennessee Tech ^	W	6-5
5/13	vs. UT Martin ^	W	10-8
5/13	vs. Belmont ^	L	2-3

* - OVC Game; ! - Lion Classic (Hamond, La.); @ - Hilltopper Classic (Bowling Green, Ky.); \$ - Lipscomb Purple & Gold Challenge (Nashville, Tenn.); # - Jayhawk Invitational (Lawrence, Kan.); & - Game played in Kansas City, Mo.; ^ - OVC Tournament (Oxford, Ala.)

OVC TOURNAMENT CHAMPIONS | 1994 • 1996 • 1997 • 1998 • 1999 • 2019 • 2024

NCAA TOURNAMENT | 1999 • 2019 • 2024



SOUTHEAST MISSOURI

2026 SOFTBALL MEDIA GUIDE

#FEELINROWDY

Yearly Results

2023 Mark Redburn (29-14, 20-2 OVC)

2/11	at Louisiana Tech	L	0-4
2/12	at Louisiana Tech	L	0-8
2/12	at Louisiana Tech	L	1-6
2/19	at Saint Louis	W	10-9 (10)
2/19	at Saint Louis	W	7-4
2/24	vs. UNLV !	L	1-5
2/25	vs. Western Michigan !	W	4-1
2/26	vs. Akron !	W	9-5
3/3	vs. Missouri State \$	L	0-3
3/3	vs. Mount St. Mary's \$	W	5-1
3/4	vs. Mount St. Mary's \$	W	1-0
3/4	at Ole Miss \$	L	0-1
3/5	at Ole Miss \$	W	1-0
3/10	SIU Edwardsville*	W	4-2
3/10	SIU Edwardsville*	W	3-2 (8)
3/11	SIU Edwardsville*	W	5-1
3/15	at Middle Tennessee	L	0-3
3/18	at Tennessee State*	L	0-3
3/18	at Tennessee State*	W	9-2
3/25	Southern Indiana*	W	8-5
3/26	Southern Indiana*	W	11-0 (5)
3/26	Southern Indiana*	W	5-4
3/28	at Southern Illinois	L	6-7
4/1	at Tennessee Tech*	W	11-0 (5)
4/1	at Tennessee Tech*	W	9-1 (5)
4/2	at Tennessee Tech*	W	10-0 (5)
4/7	Morehead State*	W	4-1
4/7	Morehead State*	W	9-1
4/8	Morehead State*	W	1-0
4/11	Southern Illinois	W	9-0 (5)
4/15	at Lindenwood*	W	5-3
4/15	at Lindenwood*	W	15-0 (5)
4/16	at Lindenwood*	W	6-4
4/18	at Iowa State	L	0-12 (5)
4/18	at Iowa State	L	0-4
4/29	UT Martin*	W	9-3
4/30	UT Martin*	W	9-0 (5)
4/30	UT Martin*	W	5-2
5/6	at Eastern Illinois*	L	6-7
5/6	at Eastern Illinois*	W	5-1
5/11	vs. UT Martin +	L	0-7
5/12	vs. Tennessee State +	W	4-2
5/12	vs. SIU Edwardsville +	L	0-4

* - OVC Game; ! - Frost Classic

(Chattanooga, Tenn.); \$ - Ole Miss Classic

(Oxford, Miss.); + - OVC Tournament

(Oxford, Ala.)

• OVC Regular-Season Champions

2024 Mark Redburn (28-26, 19-8 OVC)

2/9	vs. Stony Brook !	W	7-5
2/9	at Florida International !	W	7-4 (8)
2/10	vs. Ohio State !	L	0-13 (5)
2/10	at Florida International !	L	0-1
2/11	vs. Stony Brook !	W	5-4
2/16	vs. Maryland \$	L	1-9 (6)
2/17	vs. Syracuse \$	L	0-3
2/17	at Southeastern La. \$	L	2-10 (6)
2/18	vs. Maryland \$	W	9-3
2/23	at #24 Auburn ^	L	0-8 (5)
2/24	vs. Northern Iowa ^	L	6-9
2/24	at #24 Auburn ^	L	5-13 (5)
2/25	vs. Northern Iowa ^	L	6-9
3/1	vs. South Dakota State & L	0-9 (5)	
3/1	at #16 Arkansas &	L	5-6 (8)
3/2	vs. South Dakota State & L	1-9 (5)	
3/2	vs. Florida Atlantic &	L	3-8
3/3	at #16 Arkansas &	L	5-6 (8)
3/9	Eastern Illinois*	L	4-7 (12)
3/9	Eastern Illinois*	W	9-4
3/10	Eastern Illinois*	L	1-2
3/12	Bradley	W	6-2
3/12	Bradley	L	1-5
3/16	at SIU Edwardsville*	W	3-0
3/16	at SIU Edwardsville*	W	3-2
3/17	at SIU Edwardsville*	W	7-4
3/23	Tennessee State*	L	3-4
3/23	Tennessee State*	W	11-2 (5)
3/24	Tennessee State*	W	4-3
3/29	at Southern Indiana*	L	1-2
3/29	at Southern Indiana*	W	6-0
3/30	at Southern Indiana*	L	4-5
4/3	at #11 Missouri	W	1-0
4/6	Tennessee Tech*	W	5-3
4/6	Tennessee Tech*	W	4-1
4/7	Tennessee Tech*	L	8-10
4/14	at Morehead State*	W	10-1
4/14	at Morehead State*	W	14-4 (6)
4/15	at Morehead State*	W	13-3 (6)
4/20	Lindenwood*	W	1-0
4/20	Lindenwood*	W	4-0
4/21	Lindenwood*	W	1-0
4/23	at Murray State	L	3-6
4/26	Western Illinois*	W	5-0
4/26	Western Illinois*	W	9-1 (5)
4/27	Western Illinois*	W	8-1
5/4	at UT Martin*	W	4-0
5/4	at UT Martin*	L	1-3
5/5	at UT Martin*	L	3-6
5/9	vs. Tennessee State +	W	9-2
5/10	vs. Eastern Illinois +	W	10-1 (5)
5/11	vs. Eastern Illinois +	W	4-2
5/17	at #12 Arkansas @	L	2-3
5/18	vs. Villanova @	L	1-4

* - OVC Game; ! - Felsberg Invitational

(Miami, Fla.); \$ - Lion Classic (Hammond, La.);

^ - Plainsman Invitational (Auburn, Ala.);

& - Wooo Pig Classic (Fayetteville, Ark.);

+ - OVC Tournament (Peoria, Ill.); @ - NCAA

Regional (Fayetteville, Ark.)

• OVC Tournament Champions

2025 Mark Redburn (27-19, 17-9 OVC)

2/13	at Troy !	L	2-4
2/14	vs. Western Kentucky !	L	1-6
2/14	vs. Alabama State !	W	14-3
2/15	vs. Alabama State !	W	5-3
2/22	vs. IU Indy &	W	11-5
2/22	vs. Indiana State &	W	3-2
2/23	vs. Illinois State &	L	4-5
2/23	at Chattanooga &	L	0-1
2/28	vs. Memphis \$	W	8-0 (5)
2/28	at UL Monroe \$	L	3-4
3/1	vs. Tarleton State \$	L	3-9
3/1	at UL Monroe \$	L	4-5
3/2	vs. Tarleton State \$	W	7-5
3/8	UT Martin*	W	7-5 (10)
3/8	UT Martin*	W	1-0 (10)
3/9	UT Martin*	L	5-6
3/11	at Central Arkansas	L	1-9 (5)
3/12	at Arkansas-Pine Bluff	W	13-0 (5)
3/14	at Western Illinois*	W	16-5
3/14	at Western Illinois*	W	15-4 (5)
3/15	at Western Illinois*	W	9-3
3/21	SIU Edwardsville*	L	4-9
3/22	SIU Edwardsville*	L	2-7
3/22	SIU Edwardsville*	W	2-1
3/28	at Eastern Illinois*	W	3-0
3/28	at Eastern Illinois*	L	5-8
4/6	at Lindenwood*	L	1-3
4/6	at Lindenwood*	W	5-0
4/7	at Lindenwood*	W	2-1
4/12	Morehead State*	W	11-7
4/12	Morehead State*	W	5-4
4/13	Morehead State*	W	8-1
4/18	at Tennessee Tech*	W	6-3
4/18	at Tennessee Tech*	W	3-2
4/19	at Tennessee Tech*	L	5-6
4/26	Southern Indiana*	W	4-1
4/27	Southern Indiana*	L	3-4
4/27	Southern Indiana*	W	10-0 (5)
5/3	at Tennessee State*	W	5-2
5/4	at Tennessee State*	L	8-9 (8)
5/4	at Tennessee State*	L	2-4
5/7	vs. Tennessee Tech +	W	6-0
5/8	vs. SIU Edwardsville +	L	4-5 (8)
5/8	vs. Lindenwood +	W	4-3
5/9	vs. Tennessee Tech +	W	7-2
5/9	vs. SIU Edwardsville +	L	3-6

* - OVC Game; ! - Cardinal Clash (Troy, Ala.);

& - Frost Classic (Chattanooga, Tenn.);

\$ - Best on the Bayou Tournament

(Monroe, La.); + - OVC Tournament

(Peoria, Ill.)



POSTSEASON

SOUTHEAST MISSOURI REDHAWKS





SOUTHEAST MISSOURI

2026 SOFTBALL MEDIA GUIDE

#FEELINROWDY

Postseason



23

Appearances

OVC Tournament Champions

1994
1996
1997
1998
1999
2019
2024



1994 (at Austin Peay)*

#3 Southeast Missouri 3, #6 Austin Peay 0
#3 Southeast Missouri 12, #7 Morehead State 0
#3 Southeast Missouri 9, #5 Eastern Kentucky 2
#3 Southeast Missouri 3, #2 Middle Tennessee 2

1995 (at Eastern Kentucky)

#1 Southeast Missouri - bye
#1 Southeast Missouri 3, #4 Eastern Kentucky 2
#2 Tennessee Tech 8, #1 Southeast Missouri 2
#4 Eastern Kentucky 2, #1 Southeast Missouri 0

1996 (at Middle Tennessee)*

#1 Southeast Missouri 8, #8 Tennessee State 0
#1 Southeast Missouri 1, #4 UT Martin 0
#1 Southeast Missouri 3, #2 Middle Tennessee 1
#5 Tennessee Tech 4, #1 Southeast Missouri 3
#1 Southeast Missouri 5, #5 Tennessee Tech 1

1997 (at Morehead State)*

#1 Southeast Missouri 2, #8 Austin Peay 1
#1 Southeast Missouri 2, #4 UT Martin 1
#1 Southeast Missouri 2, #2 Tennessee Tech 0
#3 Eastern Illinois 5, #1 Southeast Missouri 1
#1 Southeast Missouri 12, #3 Eastern Illinois 2

1998 (at Southeast Missouri)*

#1 Southeast Missouri 8, #8 Austin Peay 2
#1 Southeast Missouri 8, #5 Tennessee Tech 2
#1 Southeast Missouri 3, #6 Eastern Illinois 2
#6 Eastern Illinois 2, #1 Southeast Missouri 1
#1 Southeast Missouri 13, #6 Eastern Illinois 4

1999 (at UT Martin)*

#1 Southeast Missouri 5, #8 UT Martin 0
#1 Southeast Missouri 5, #4 Tennessee Tech 2
#1 Southeast Missouri 9, #2 Middle Tennessee 0
#1 Southeast Missouri 7, #5 Eastern Illinois 1

2000 (at Middle Tennessee)

#3 Southeast Missouri 4, #6 Morehead State 3
#3 Southeast Missouri 3, #2 Eastern Illinois 2
#1 Middle Tennessee 3, #3 Southeast Missouri 1
#3 Southeast Missouri 2, #4 Tennessee Tech 1
#1 Middle Tennessee 3, #3 Southeast Missouri 1

2001 (at Tennessee Tech)

#3 Eastern Kentucky 2, #2 Southeast Missouri 0
#2 Southeast Missouri 1, #5 Tennessee State 0
#4 Eastern Illinois 1, #2 Southeast Missouri 0



SOUTHEAST MISSOURI

2026 SOFTBALL MEDIA GUIDE

#FEELINROWDY

Postseason

2002 (at Eastern Kentucky)

#5 Southeast Missouri 5, #4 Austin Peay 3
#1 Eastern Kentucky 7, #5 Southeast Missouri 0
#3 UT Martin 5, #5 Southeast Missouri 1

2003 (at Tennessee Tech)

#4 Southeast Missouri 5, #5 Austin Peay 4
#1 Tennessee Tech 4, #4 Southeast Missouri 0
#4 Southeast Missouri 4, #3 UT Martin 3
#4 Southeast Missouri 4, #6 Eastern Illinois 2
#2 Eastern Kentucky 7, #4 Southeast Missouri 2

2004 (at Eastern Kentucky)

#6 Southeast Missouri 3, #3 Tennessee Tech 0
#2 UT Martin 9, #6 Southeast Missouri 6
#5 Jacksonville State 5, #6 Southeast Missouri 4

2005 (at Jacksonville State)

#4 UT Martin 3, #5 Southeast Missouri 2
#5 Southeast Missouri 6, #3 Samford 5 (11 inn.)
#5 Southeast Missouri 4, #4 UT Martin 1
#1 Jacksonville State 6, #5 Southeast Missouri 4

2006 (at Tennessee Tech)

#5 Southeast Missouri 3, #4 UT Martin 0
#1 Tennessee Tech 8, #5 Southeast Missouri 0
#6 Eastern Kentucky 3, #5 Southeast Missouri 0

2009 (at Jacksonville State)

#2 Southeast Missouri 1, #3 Morehead State 0
#2 Southeast Missouri 7, #5 Tennessee Tech 1
#4 UT Martin 3, #2 Southeast Missouri 2 (8 inn.)
#4 UT Martin 4, #2 Southeast Missouri 1

2011 (at Eastern Illinois)

#5 Southeast Missouri 4, #4 SIU Edwardsville 3 (8 inn.)
#5 Southeast Missouri 4, #1 Eastern Illinois 0
#2 Jacksonville State 4, #5 Southeast Missouri 0
#5 Southeast Missouri 9, #1 Eastern Illinois 1
#5 Southeast Missouri 3, #2 Jacksonville State 2
#2 Jacksonville State 9, #5 Southeast Missouri 5

2015 (at SIU Edwardsville)

#2 Jacksonville State 21, #2 Southeast Missouri 0
#6 Eastern Illinois 10, #7 Southeast Missouri 9 (12 inn.)

2018 (at Oxford, Ala.)

#5 SIU Edwardsville 5, #4 Southeast Missouri 4
#8 Morehead State 4, #4 Southeast Missouri 1

2019 (at Oxford, Ala.)*

#1 Southeast Missouri 6, #5 Eastern Kentucky 0
#2 Jacksonville State 4, #1 Southeast Missouri 3
#1 Southeast Missouri 11, #5 Eastern Kentucky 8
#1 Southeast Missouri 8, #2 Jacksonville State 2
#1 Southeast Missouri 6, #2 Jacksonville State 5

2021 (at Oxford, Ala.)

#1 Southeast Missouri 11, #4 Jacksonville State 2
#2 Eastern Kentucky 2, #1 Southeast Missouri 1
#1 Southeast Missouri 4, #4 Jacksonville State 3 (8 inn.)
#2 Eastern Kentucky 5, #1 Southeast Missouri 4

2022 (at Oxford, Ala.)

#4 Southeast Missouri 9, #8 SIU Edwardsville 1 (5 inn.)
#1 Murray State 3, #4 Southeast Missouri 1 (12 inn.)
#4 Southeast Missouri 6, #6 Tennessee Tech 5
#4 Southeast Missouri 10, #3 UT Martin 8
#2 Belmont 3, #4 Southeast Missouri 2

2023 (at Oxford, Ala.)

#4 UT Martin 7, #1 Southeast Missouri 0
#1 Southeast Missouri 4, #6 Tennessee State 2
#4 SIU Edwardsville 4, #1 Southeast Missouri 0

2024 (at Peoria, Ill.)*

#2 Southeast Missouri 9, #3 Tennessee State 2
#2 Southeast Missouri 10, #1 Eastern Illinois 1 (5 inn.)
#2 Southeast Missouri 4, #1 Eastern Illinois 2

2025 (at Peoria, Ill.)

#3 Southeast Missouri 6, #7 Tennessee Tech 0
#2 SIU Edwardsville 5, #3 Southeast Missouri 4 (8 inn.)
#3 Southeast Missouri 4, #5 Lindenwood 3
#3 Southeast Missouri 7, #7 Tennessee Tech 2
#2 SIU Edwardsville 6, #3 Southeast Missouri 3

* OVC Tournament Champion



OVC TOURNAMENT CHAMPIONS | 1994 • 1996 • 1997 • 1998 • 1999 • 2019 • 2024

NCAA TOURNAMENT | 1999 • 2019 • 2024



SOUTHEAST MISSOURI

2026 SOFTBALL MEDIA GUIDE

#FEELINROWDY

Postseason



NCAA Division I Tournament Appearances

1999 NCAA Division I Tournament

No. 2 Regional - Tucson, Ariz.
Kansas 5, Southeast Missouri 1
Southeast Missouri 2, East Carolina 1
Kansas 3, Southeast Missouri 1 (11 inn.)

2019 NCAA Division I Tournament

Regional - Oxford, Miss.
#7 Louisiana 3, Southeast Missouri 2
Southeast Missouri 2, Chattanooga 1
#17 Ole Miss 10, Southeast Missouri 0 (5 inn.)

2024 NCAA Division I Tournament

Regional - Fayetteville, Ark.
#12 Arkansas 3, Southeast Missouri 2
Villanova 4, Southeast Missouri 1

NCAA Division II Tournament Appearances

1986 NCAA Division II Tournament

South Regional - Huntsville, Texas
Stephen F. Austin 2, Southeast Missouri 0
Sam Houston State 3, Southeast Missouri 0

1987 NCAA Division II Tournament

Central Regional - Warrensburg, Mo.
Southeast Missouri 4, Central Missouri 2
Florida Southern 2, Southeast Missouri 0
Florida Southern 3, Southeast Missouri 0

1989 NCAA Division II Tournament

South Regional - Lakeland, Fla.
Southeast Missouri 2, Barry 1 (9 inn.)
Florida Southern 4, Southeast Missouri 0
Southeast Missouri 5, Missouri-St. Louis 2
Florida Southern 4, Southeast Missouri 1

1991 NCAA Division II Tournament

South Regional - Lakeland, Fla.
Southeast Missouri 1, Florida Southern 0
Southeast Missouri 3, Central Missouri 1
Southeast Missouri 3, Florida Southern 1
Finals - Midland, Mich.
Portland State 3, Southeast Missouri 2
Bloomsburg 9, Southeast Missouri 4

* - Regional Champs; Final Four;
National Fourth-Place





2026 SCHEDULE

Date	Opponent	Time
Feb. 6	vs. UAB !	2 p.m.
Feb. 6	at Southern Mississippi !	4:30 p.m.
Feb. 7	vs. Louisiana Tech !	11:30 a.m.
Feb. 7	vs. Lipscomb !	7 p.m.
Feb. 8	at Southern Mississippi !	11:30 a.m.
Feb. 12	at East Texas A&M &	2 p.m.
Feb. 12	vs. Grambling State &	4:30 p.m.
Feb. 13	vs. Jackson State &	1:30 p.m.
Feb. 14	vs. Marist &	9 a.m.
Feb. 14	vs. Missouri State &	1:30 p.m.
Feb. 20	vs. Northwestern \$	11 a.m.
Feb. 20	at Arkansas \$	1:30 p.m.
Feb. 21	vs. Northwestern \$	11 a.m.
Feb. 21	at Arkansas \$	4 p.m.
Feb. 22	at Arkansas \$	12 p.m.
Feb. 27	at Oklahoma State (DH) @	3 p.m.
Feb. 28	vs. South Dakota State @	11 a.m.
Feb. 28	at Tulsa @	1:30 p.m.
Mar. 1	at Tulsa @	1 p.m.
MAR. 7	WESTERN ILLINOIS (DH)* ESPN+	12 P.M.
MAR. 8	WESTERN ILLINOIS* ESPN+	12 P.M.
Mar. 10	at Mississippi State (DH)	3 p.m.
MAR. 11	SAINT LOUIS ESPN+	2 P.M.
Mar. 14	at UT Martin (DH)*	12 p.m.
Mar. 15	at UT Martin*	12 p.m.
Mar. 21	at Southern Indiana*	4 p.m.
Mar. 22	at Southern Indiana (DH)*	12 p.m.
MAR. 28	TENNESSEE STATE (DH)* ESPN+	1 P.M.
MAR. 29	TENNESSEE STATE* ESPN+	1 P.M.
Apr. 3	at SIU Edwardsville*	4:30 p.m.
Apr. 4	at SIU Edwardsville (DH)*	1 p.m.
Apr. 8	at Saint Louis	5 p.m.
APR. 11	EASTERN ILLINOIS (DH)* ESPN+	1 P.M.
APR. 12	EASTERN ILLINOIS* ESPN+	12 P.M.
Apr. 14	at Evansville	6 p.m.
Apr. 15	at Illinois	4 p.m.
APR. 18	LINDENWOOD (DH)* ESPN+	1 P.M.
APR. 19	LINDENWOOD* ESPN+	12 P.M.
Apr. 25	at Morehead State (DH)*	11 a.m.
Apr. 26	at Morehead State*	11 a.m.
APR. 28	MURRAY STATE ESPN+	3 P.M.
MAY 1	TENNESSEE TECH (DH)* ESPN+	1 P.M.
MAY 2	TENNESSEE TECH* ESPN+	11 A.M.
May 6-9	OVC Tournament	Peoria, Ill.

! - Southern Mississippi Tournament (Hattiesburg, Miss.)

& - East Texas A&M Tournament (Commerce, Texas)

\$ - Woo Pig Classic (Fayetteville, Ark.)

@ - Oklahoma State/Tulsa Tournament (Stillwater/Tulsa, Okla.)

All Times Central & Subject to Change; Home Games in **BOLD CAPS**

* - Denotes Ohio Valley Conference Game

