




2025-26 Southeast Missouri

# BASKETBALL NOTES



OVC Regular-Season Champions **1999-2000** | **2024-25** OVC Tournament Champions **1999-2000** | **2022-23** NCAA Tournament **1999-2000** | **2022-23**

Southeast Missouri Strategic Communications // 1221 Broadway Cape Girardeau, MO 63701 // SEMORedhawks.com

## GAME 28



### Southeast Missouri

16-11, 11-5 OVC



### UT Martin

20-7, 12-4 OVC

Tuesday, February 17, 2026 / 7:30 p.m., CT  
Martin, Tenn.

### Southeast Missouri Redhawks

**Head Coach**.....Brad Korn

**Record at SEMO**.....90-96, 57-52 OVC

**Overall Record**.....90-96

### UT Martin Skyhawks

**Head Coach**.....Jeremy Shulman

**Record at UTM**.....34-26, 21-15 OVC

**Overall Record**.....34-26

### Game Information

**Arena**.....Elam Center (4,300)

**Video**.....ESPN+

**Radio**.....Real Rock 99.3 FM

**Series Record**.....SEMO leads, 53-40

**Last Meeting**.....SEMO 66, UTM 50 | 1/20/26

Cape Girardeau, Mo.

**Last Meeting in Martin**.....UTM 66, SEMO 63

1/4/25

## FOLLOW THE REDHAWKS

**Video:** **ESPN**+

**Mobile App**.....ESPN

**Online**.....Plus.ESPN.com

### Redhawks Radio Network

**Play-by-Play**.....Erik Sean

**Flagship Station**.....Real Rock 99.3 FM

**Listen Online**.....SEMORedhawks.com

### Live Stats

**UTMSports.com**

### Social Media

**X**.....@SEMOMBB

**Hashtag**.....#FeelinRowdy

**Instagram**.....@SEMORedhawks | @SEMOMBB

**Facebook**.....SEMORedhawks | SEMOMBB

## STRATEGIC COMMUNICATIONS

**Jeff Honza**.....Associate AD / Men's Basketball Contact

**Office**.....(573) 651-2933

**Cell**.....(618) 528-1145

**Email**.....jhonza@semo.edu/redhawk1@me.com

**Website**.....SEMORedhawks.com



### Southeast Missouri or SEMO

is the preferred reference for Southeast Missouri State University athletic teams. Southeastern Missouri State is **NOT** an acceptable reference.



### Tuesday Night Showdown

- Southeast Missouri (16-11, 11-5) plays its third game in six days when it visits Ohio Valley Conference leader UT Martin (20-7, 12-4) Tuesday. Tip-off is set for 7:30 p.m., CT at the Elam Center.
- SEMO is a game behind UTM in the OVC standings.
- Tuesday's matchup is SEMO's third-straight road contest as part of its season-long four-game road trip.

### Series Notes

- Southeast Missouri and UT Martin meet for the 94th time on the back end of their home-and-home series this season.
- SEMO leads the all-time series by a count of 53-40.
- The Redhawks have played the Skyhawks more than any team in the Ohio Valley Conference.
- The all-time series dates all the way back to 1962.
- SEMO defeated UTM, 66-50, in Cape Girardeau on Jan. 20. The Redhawks ended the Skyhawks seven-game winning streak at the time.
- The Redhawks are 13-31 all-time at the Elam Center. SEMO fell to the Skyhawks in each of their last seven trips to Martin, Tennessee.
- SEMO's last win over UTM in Martin was on Feb. 10, 2018 (81-77 <sup>OT</sup>).

### Wild OVC Race

- With its win over SIU Edwardsville, UT Martin took over sole possession of first in the Ohio Valley Conference standings.
- UTM (20-7) became the first team in the league to reach 20 wins and holds a 12-4 conference record.
- Southeast Missouri (11-5), Tennessee State (11-5) and Morehead State (11-5) are all one game behind the Skyhawks.
- If SEMO beats UTM, the Redhawks will move into first-place in the OVC.

### Love It

- In its first game on Valentine's Day with Brad Korn as its head coach, Southeast Missouri took down Lindenwood, 73-61, at Hyland Arena.
- Overall, it marked the 10th time SEMO actually played on Valentine's Day during its NCAA Division I era.
- The Redhawks improved to 3-7 in those contests.

### Seven of Eight

- The Redhawks won seven of their last eight games.
- Southeast Missouri saw a season-long six-game winning streak end at SIU Edwardsville (Feb. 12).
- SEMO upended OVC leader UT Martin, 66-50, on Jan. 20 and second-place Little Rock, 70-65, on Jan. 22.
- The Redhawks snapped UTM's seven-game winning streak and ended LR's four-game winning streak.
- SEMO followed that up by handing Western Illinois its 11th-straight loss with a score of 78-74 on Jan. 29 and took down Eastern Illinois, 77-59, on Jan. 31.
- The Redhawks then beat Morehead State, 82-70, on Feb. 5, Southern Indiana, 90-65, on Feb. 7 and Lindenwood, 73-61, on Feb. 14 for their other victories.



## SOUTHEAST MISSOURI BASKETBALL NOTES



**UT MARTIN**  
**FEBRUARY 17**

### QUICK FACTS

Location.....	Cape Girardeau, Mo.
Founded.....	1873
Enrollment.....	8,454
Nickname.....	Redhawks
Colors.....	Red & Black
Affiliation.....	NCAA Division I
Conference.....	Ohio Valley
President.....	Dr. Brad Hodson
V.P. for Intercollegiate Athletics.....	Brady Barke
Basketball Office Phone.....	(573) 651-5132
Facility.....	Show Me Center (7,000)
Year Opened.....	1987
First Year of Basketball.....	1907
First Year of Division I Basketball.....	1991-92
All-Time Record (Yrs.).....	1363-1286 (119)
All-Time Division I Record (Yrs.).....	422-585 (35)
All-Time OVC Record (Yrs.).....	239-338 (34)
OVC Tournament Record.....	17-17
OVC Tournament Appearances (Last).....	19 (2025)
OVC Regular-Season Championships.....	2 (1999-2000; 2024-25)
OVC Tournament Championships.....	2 (1999-2000; 2022-23)
NCAA Tournament Berths.....	2 (1999-2000; 2022-23)
2024-25 Record.....	21-12
Home.....	12-3
Away.....	8-7
Neutral.....	1-2
2024-25 OVC Record/Finish.....	15-5/1st
Home.....	8-2
Away.....	7-3
Starters Returning/Lost.....	3/2
Returnees.....	9
Newcomers.....	5

### UPCOMING OVC SCHEDULE (CT)

#### Thursday, February 19

UT Martin at Little Rock, 7 p.m.  
Morehead State at Eastern Illinois, 7:30 p.m.  
SIU Edwardsville at Tennessee Tech, 7:30 p.m.  
Southern Indiana at Western Illinois, 7:30 p.m.  
Lindenwood at Tennessee State, 7:30 p.m.

#### Saturday, February 21

SIU Edwardsville at Tennessee State, 1 p.m.  
**Southeast Missouri at Little Rock, 3 p.m.**  
Lindenwood at Tennessee Tech, 3 p.m.  
Morehead State at Western Illinois, 3:30 p.m.  
Southern Indiana at Eastern Illinois, 3:30 p.m.



### 2025-26 COMPARISON

#### Southeast Missouri (16-11, 11-5 OVC)

Team Statistics	SEMO	OPP
Points Per Game	75.7	71.4
Rebounds Per Game	33.5	31.8
Field Goal Percentage	46.0	43.9
3-Point FG Percentage	30.7	33.7
Free Throw Percentage	68.5	72.5
Assists Per Game	13.1	10.4
Steals Per Game	6.7	7.1
Blocks Per Game	3.5	3.1

#### UT Martin (20-7, 12-4 OVC)

Team Statistics	UTM	OPP
Points Per Game	72.5	63.5
Rebounds Per Game	40.7	32.4
Field Goal Percentage	43.6	38.7
3-Point FG Percentage	31.6	28.6
Free Throw Percentage	67.2	68.4
Assists Per Game	14.1	12.1
Steals Per Game	9.0	9.3
Blocks Per Game	4.4	2.8

#### Korn vs. UT Martin

- Brad Korn is 3-8 vs. UT Martin as Southeast Missouri's head coach.
- All three of Korn's wins against the Skyhawks came at the Show Me Center.
- Korn is 0-5 all-time at the Elam Center.

#### Last Time vs. UT Martin

- The Redhawks stormed out to a 20-2 lead behind four 3-pointers from Luke Almodovar in its 66-50 win over UT Martin on Jan. 20.
- Almodovar finished with a game-high 22 points and buried six 3-pointers.
- Southeast Missouri never trailed in the game and held the Skyhawks to their lowest point total of the season.

#### Bell Keys Road Win at Lindenwood

- Marqueas Bell scored a career-high 25 points off the bench to lead Southeast Missouri in its 73-61 road victory over Lindenwood (Feb. 14).
- Bell shot 8-of-10 from the field and made a career-best 9-of-14 free throws in 28 minutes.
- The game involved 14 ties and 19 lead changes.
- SEMO used a 9-0 run to start pulling away with less than nine minutes to go.
- The Redhawks avenged a loss to LU earlier this season and gave Brad Korn his first career victory over the Lions in St. Charles, Missouri.

#### Idada Steps Up

- David Idada, who made his 10th start of the season at Lindenwood (Feb. 14), grabbed a season-high 11 rebounds.
- All 11 rebounds came on the defensive end.
- For Idada, it was the third double-digit rebound game of his career.

#### Three Sweeps

- Southeast Missouri goes after a two-game sweep of UT Martin when it takes the court against the Ohio Valley Conference leading Skyhawks Tuesday.
- The Redhawks have three sweeps of OVC foes this year.

- SEMO swept Western Illinois, Eastern Illinois and Southern Indiana in those home-and-home series.
- SEMO's wins at WIU (Jan. 29) and EIU (Jan. 31) gave Brad Korn his first road sweep of the Leathernecks and Panthers in his head coaching career.
- The Redhawks have not beaten the Skyhawks twice in a season since 2012-13 (Won, 65-60 on Dec. 19 in Cape Girardeau; Won, 96-74, on Feb. 16 in Martin).

#### February Games

- The Redhawks are 3-1 in February with home wins over Morehead State (Feb. 5) and Southern Indiana (Feb. 7), a road loss at SIU Edwardsville (Feb. 12) and a road victory at Lindenwood (Feb. 12).
- Southeast Missouri is outscoring opponents 79-53 (+26) at the free throw line this month.
- Each of its first four February games were decided by double-digits.

#### Home Attendance Leader

- Southeast Missouri leads the Ohio Valley Conference in home attendance this season.
- SEMO's total home attendance is 24,835 in 13 games.
- SIU Edwardsville is second with 22,158 in 13 home contests.

#### Second Half of OVC Play

- Southeast Missouri began the second half of Ohio Valley Conference play with a road sweep of Western Illinois (78-74, Jan. 29) and Eastern Illinois (77-59, Jan. 31) and a home sweep of Morehead State (82-70, Feb. 5) and Southern Indiana (90-65, Feb. 7).
- It marked the third time SEMO started the second half of league action with a victory under Head Coach Brad Korn.
- The Redhawks started the second portion of their conference schedule at 4-0 for the second year in a row.
- SEMO won its first nine games during the second half of OVC play in 2024-25.

## SOUTHEAST MISSOURI BASKETBALL NOTES

- The Redhawks went 6-4 through their first 10 games of the OVC slate this season.
- It was the second-straight season where SEMO finished with a winning record during the first half of league action.
- The Redhawks posted a winning record through the opening half of OVC play for the third time in six years with Brad Korn as head coach.

### Ward Clears 100 Assists

- Point guard BJ Ward went over 100 assists this season at SIU Edwardsville (Feb. 12).
- Ward has 105 assists in 27 starts this season.
- He had a total of 15 assists to only two turnovers combined in games at Western Illinois (Jan. 29) and Eastern Illinois (Jan. 31).
- SEMO has had a player get 100 or more assists in a season three-straight years.
- Ward, Phillip Russell (174, 2022-23) and Rob Martin (108, 2023-24; 147, 2024-25) reached that mark in those seasons.

### Welcome to SportsCenter

- Luke Almodovar had one of the best dunks of the year when he threw down a thunderous one-handed slam on a fast break against Southern Indiana (Feb. 7).
- Almodovar, who is left-handed, dunked with his right hand to give Southeast Missouri a 67-49 lead with 8:59 left to play.
- The highlight quickly went viral and landed on ESPN SportsCenter. It was also the #3 play on the network's Top 10 plays that night.

### Ward Heating Up

- BJ Ward scored 18 first-half points and finished with a team-high 20 at SIU Edwardsville (Feb. 12).
- Ward made four 3-pointers in the first half against the Cougars.
- He shot 8-of-17 from the field, 4-of-8 from 3-point range and dished out two assists.
- It was Ward's third 20-point game this season and fourth of his career.

- Two days later, he finished with 17 points at Lindenwood (Feb. 14).
- Ward scored double figures in each of his last four starts.

### Korn Logs First Home Win vs. Morehead State

- Southeast Missouri led for all but 11 seconds of the game en route to its 82-70 victory over Morehead State (Feb. 5).
- SEMO had four starters with double figures in the scoring column led by BJ Ward's game-high 21 points.
- For the game, the Redhawks shot 50.9 percent (29-of-57) from the field, 45 percent (9-of-20) from downtown and outrebounded MSU, 30-25.
- SEMO split its two games against Morehead State this season after dropping a close 71-69 contest in Morehead on Jan. 10.
- The victory gave Brad Korn his first home win over MSU in his career. Prior to that victory, Korn was 0-5 against the Eagles at the Show Me Center.

### Season-High in Free Throws

- The Redhawks made a season-high 28-of-32 free throws vs. Southern Indiana (Feb. 7).
- Southeast Missouri outscored USI by a +12 margin (28-16) at the charity stripe.
- It was the most free throws SEMO made in a game since it finished with 34-of-42 in the Ohio Valley Conference Tournament vs. Tennessee State on Mar. 2, 2023.
- A week later, SEMO shot 28-of-40 at the free throw line and outscored Lindenwood by a +14 (28-14) margin in free throws on Feb. 14.

### First Double-Double for Stacker

- Braxton Stacker scored 17 points and had 10 rebounds for his first career double-double against Morehead State (Feb. 5).
- Stacker shot 7-of-13 from the field, made a pair of 3-pointers and went 1-of-2 at the free throw line.

**UT MARTIN**  
**FEBRUARY 17**



### 2025-26 OVC PRESEASON POLL

School	First-Place Votes	Pts.
Little Rock	12	188
<b>Southeast Missouri</b>	<b>6</b>	<b>177</b>
SIU Edwardsville	1	163
Tennessee State	1	135
Lindenwood	-	100
Morehead State	-	100
Tennessee Tech	-	80
UT Martin	-	79
Southern Indiana	2	67
Eastern Illinois	-	63
Western Illinois	-	57



### OVC Players to Watch

Braxton Stacker, G  
Brendan Terry, F  
BJ Ward, G

### OVC Newcomer of the Week

Luke Almodovar, G, Jan. 26

### 2025-26 OVC STANDINGS (AS OF FEB. 15)

School	OVC	Pct.	Overall	Pct.	Home	Away	Neutral	Streak
UT Martin	12-4	.750	20-7	.741	11-1	8-5	1-1	W1
Tennessee State	11-5	.688	17-9	.654	8-2	8-7	1-0	L1
<b>Southeast Missouri</b>	<b>11-5</b>	<b>.688</b>	<b>16-11</b>	<b>.593</b>	<b>9-4</b>	<b>6-7</b>	<b>1-0</b>	<b>W1</b>
Morehead State	11-5	.688	15-12	.556	10-2	4-10	1-0	W3
SIUE	10-6	.625	17-10	.630	8-5	8-5	1-0	L1
Lindenwood	10-6	.625	16-11	.593	9-4	6-7	1-0	L1
Eastern Illinois	7-9	.438	11-16	.407	9-4	2-12	0-0	W1
Little Rock	7-9	.438	10-17	.370	5-4	5-13	0-0	L1
Tennessee Tech	6-10	.375	11-16	.407	6-6	5-10	0-0	W1
Southern Indiana	2-14	.125	5-21	.192	3-10	2-9	0-2	L6
Western Illinois	1-15	.062	5-22	.185	4-8	1-14	0-0	L1



**UT MARTIN**  
**FEBRUARY 17**

- His 10 rebounds marked a new career-high.
- Stacker was the fourth Redhawk to get a double-double this season joining Marqueas Bell, Brendan Terry and Luke Almodovar.

## 11 OVC Wins

- The Redhawks picked up their 11th Ohio Valley Conference win with a 73-61 road victory at Lindenwood (Feb. 14).
- For the third time, Southeast Missouri has won 10 or more OVC games with Brad Korn as its head coach.
- SEMO also went 10-8 in 2022-23 and 15-5 in 2024-25 against league opponents.
- The 15 OVC wins last season were a SEMO program record.
- SEMO (11-5), UT Martin (12-4), Tennessee State (11-5), SIU Edwardsville (10-6), Lindenwood (10-6) and Morehead State (11-5) are the six teams with 10 or more conference wins.

## About UT Martin

- UT Martin has the best home record of any Ohio Valley Conference team this season.
- UTM is 11-1 at the Elam Center with its only home loss vs. Morehead State (61-55) on Feb. 7.
- Overall, the Skyhawks are 20-7 and 12-4 in league action.
- UTM leads the OVC in scoring defense (63.5 ppg allowed), scoring margin (+9.0), field goal percentage defense (.387), 3-point field goal percentage defense (.286), rebounding offense (40.6 rpg), rebounding margin (+8.2), offensive rebounds per game (14.0) and 3-pointers made (8.3 per game).
- Andrija Bukumirovic is the Skyhawks top scoring threat with 14.3 points a game.

## Almodovar Named OVC Co-Newcomer of the Week

- Guard Luke Almodovar was tabbed Ohio Valley Conference Co-Newcomer of the Week on Jan. 26.
- Almodovar became the first Southeast Missouri player to win one of the league's weekly honors this season.
- He had 22 points in 24 minutes, hitting 6-of-10 three-pointers in leading SEMO to a victory over league-leading UT Martin (Jan. 20).
- The transfer from Saint Francis (Ind.) then had the first double-double of his career with

13 points and a career-high 10 rebounds in a victory over Little Rock (Jan. 22). Almodovar also added three assists and a steal in that game.

- For the week he averaged 17.5 points, 5.0 rebounds and 1.5 assists/game while hitting 46.2 percent (12-of-26) from the field.
- Lindenwood's Anias Futrell (Player of the Week), Tennessee State's Dante Harris (Co-Newcomer) and UT Martin's Matas Deniusas (Freshman of the Week) rounded out the week's honorees.

## Almodovar Gets Double-Double

- Luke Almodovar registered his first career double-double with 13 points and 10 rebounds against Little Rock (Jan. 22).
- Almodovar became the third different player to get a double-double for the Redhawks this season joining Brendan Terry and Marqueas Bell.
- He scored a game-high 22 points and made a career-best six 3-pointers two days before against Ohio Valley Conference leader UT Martin (Jan. 20).
- Almodovar shot 8-of-13 from the field and 6-of-10 from 3-point range against the Skyhawks.

## January Ends

- The Redhawks closed out January with road wins at Western Illinois (Jan. 29) and Eastern Illinois (Jan. 31).
- Southeast Missouri ended the month with a 7-3 record giving Head Coach Brad Korn his best January record since he took over the helm in 2020-21.

## Season-High in Threes

- Southeast Missouri buried a season-high 11 three-pointers in its win over UT Martin (Jan. 20).
- SEMO made six of those in the first half with five coming from Luke Almodovar.
- It was the first time the Redhawks had more than 10 three-pointers made in a game since they finished with 11 at Eastern Illinois (Mar. 1, 2025).

## Happy New Year!

- Southeast Missouri is 10-4 since the turn of the New Year.
- SEMO beat Eastern Illinois (Jan. 1), Western Illinois (Jan. 3), UT Martin (Jan. 20), Little Rock (Jan. 22) and Morehead State (Feb. 5) and Southern Indiana (Feb. 7) at home and Southern Indiana (Jan. 8), Western Illinois (Jan. 29), Eastern Illinois

(Jan. 31) and Lindenwood (Feb. 14) on the road for those victories.

- Its losses came at Morehead State (Jan. 10), vs. Lindenwood (Jan. 15), vs. SIU Edwardsville (Jan. 17) and at SIU Edwardsville (Feb. 12).
- The 3-0 start was SEMO's best in January under Head Coach Brad Korn.
- The Redhawks started the New Year with a win for the fifth time with Korn at the helm.
- SEMO improved to 4-2 in its first game of the New Year with Korn at the helm.

## 16 or More Wins

- Southeast Missouri is one of five teams in the Ohio Valley Conference with 16 or more wins this season.
- SEMO is 16-11 overall entering the weekend.
- UT Martin (20-7) leads the league in overall wins, while Tennessee State (17-9), SIU Edwardsville (17-10), Lindenwood (16-11) and SEMO follow.

## Season-High Points in a Half

- The Redhawks scored a season-high 58 points in the second half vs. Lindenwood (Jan. 15), their most points in any half of basketball this year.
- Southeast Missouri's 58 points are the most scored in a half since the Redhawks hit that same number in the second half vs. Little Rock on Feb. 2, 2023.

## Farmer Hits Season-High

- Freshman guard PJ Farmer scored double figures for the first time in his career with a season-high 12 points vs. Lindenwood (Jan. 15).
- Farmer made 5-of-6 field goals and 2-of-3 free throws against the Lions.
- He also pulled down eight rebounds and logged 21 minutes, both season-highs as well.

## National TV

- Southeast Missouri hosted Lindenwood in a nationally-televised ESPNU matchup on Jan. 15, the first game of the Ohio Valley Conference's linear TV package in 2025-26.
- It was the sixth time SEMO played on ESPNU since the 2012-13 season.
- Prior to this year, the Redhawks played a game televised on ESPNU at home vs. Morehead State on Jan. 27, 2022. The Eagles won that game by a score of 74-73 in overtime.



**14 of 19**

- The Redhawks went 14-5 in their last 19 games.
- SEMO posted its largest win of the season against an NCAA Division I foe when it defeated Western Illinois, 73-50, on Jan. 3.

**Season Low in Turnovers**

- Southeast Missouri had a season-low five turnovers at Morehead State (Jan. 10).
- SEMO went the first 28:09 of that game without a turnover.
- The Redhawks are the second Ohio Valley Conference team to finish a game with only five turnovers this season.
- SIUE also had five turnovers vs. Western Michigan (Dec. 6).

**Terry Playing Well**

- Brendan Terry put together his best game of the season to date when he poured in a career-high 30 points off the bench to lead Southeast Missouri to its 84-76 win at Southern Indiana (Jan. 8).
- Terry, who scored 17 points in the first half, finished at 13-of-16 from the field. He also made two 3-pointers, grabbed a game-high eight rebounds, dished out two assists, had two blocks and two steals in 32 minutes.
- He followed that up with a team-high 13 points at Morehead State (Jan. 10), 10 points vs. Lindenwood (Jan. 15), 10 vs. Little Rock (Jan. 22), 16 at Western Illinois (Jan. 29), 22 at Eastern Illinois (Jan. 31), 13 vs. Morehead State (Feb. 5), 22 vs. Southern Indiana (Feb. 7) and 10 at Lindenwood (Feb. 14).
- Terry was averaging under nine points before the Southern Indiana game on Jan. 8. Now, he is SEMO's fourth-leading scorer with 10.9 points per game.
- He scored double figures in 10 of his last 13 games and returned to the starting lineup vs. Lindenwood (Jan. 15).

**Last 36 OVC Games**

- Southeast Missouri has a record of 26-10 in its last 36 Ohio Valley Conference games dating back to the start of the 2024-25 season.
- SEMO won 20 of its previous 27 matchups with OVC foes going back to its victory at Western Illinois on Jan. 25, 2025.

**Ward Clears 200 Career Assists**

- BJ Ward went over 200 assists in his career vs. Lindenwood (Jan. 15).
- Ward ranks fourth in the Ohio Valley Conference with 105 assists through 27 starts this season.
- Ward is averaging 3.8 per game and has dished out five or more assists in eight of his starts.
- He established a new career-high with eight assists at Eastern Illinois (Jan. 31).
- Ward went over 150 assists at Iowa (Nov. 18) and has 234 in his career.
- He also ranks fourth in the league in assists and assist/turnover ratio (2.1).

**Korn Second Among SEMO's Division I Head Coaches in Wins**

- With Southeast Missouri's 68-59 win over Eastern Illinois (Jan. 1), Brad Korn moved to second all-time among the school's head coaches in the program's Division I era.
- Korn has won 90 games and surpassed Dickey Nutt (80, 2009-15) on that list.
- Gary Garner (126, 1997-2006) has the most wins of any head coach in SEMO's Division I history.
- Korn led SEMO to 21 wins in 2024-25, its second-most in a season since the Redhawks moved to the Division I level.

**You Got Mossed!**

- Landren Blocker's posterizing dunk over Eastern Illinois' Kooper Jacobi was featured as the top play during NFL Sunday Countdown's You Got Mossed on Jan. 4.
- It was the first time SEMO basketball landed on the You Got Mossed segment.
- That play earned Blocker a pair of receiving gloves from legendary wide receiver Randy Moss.
- Blocker leads the team with 17 dunks this season.

**Korn Secures 50th OVC Win**

- Brad Korn earned his 50th career Ohio Valley Conference win when Southeast Missouri took down Southern Indiana, 84-76, on Jan. 8.
- Korn is 57-52 all-time in OVC play with one OVC regular-season title (2024-25) and one tournament championship (2022-23).
- Korn's 57 OVC wins rank second all-time behind Gary Garner (73) in SEMO's program history.

**UT MARTIN**  
**FEBRUARY 17**

**Career-High for Ward**

- BJ Ward scored a career-high 23 points, including 15 in the first half vs. Western Illinois (Jan. 3).
- Ward shot 8-of-13 from the field, 3-of-3 from 3-point range and 4-of-4 at the free throw line.
- He also had nine rebounds, dished out five assists and collected two steals.
- It was the first 20-point game for Ward this season and second of his career.

**Home OVC Record**

- Brad Korn is 35-20 all-time in Ohio Valley Conference home games.
- Southeast Missouri posted its best home OVC record at 8-2 with Korn at the helm during its 2024-25 campaign.
- The Redhawks won 11 of their last 13 conference games at the Show Me Center.
- SEMO held its opponent to 70 points or less in 10 of its last 11 OVC home contests.

**Home Cooking**

- Brad Korn posted a winning record at home each of his first five seasons as head coach.
- Southeast Missouri's 12-3 record at the Show Me Center in 2024-25 is his best home record to date.
- Korn is 53-28 all-time in Cape Girardeau.
- The Redhawks won 14 of their last 18 home games dating back to last season.
- SEMO led the Ohio Valley Conference in home attendance during OVC play a year ago.
- The Redhawks are 9-4 at home this season.

**On the Road**

- The Redhawks are 6-7 in true road games and 5-3 on the road in Ohio Valley Conference play this year.
- SEMO's five OVC road victories were at Tennessee State (91-82) on Dec. 20, Southern Indiana (84-76) on Jan. 8, Western Illinois (78-74) on Jan. 29, Eastern Illinois (77-59) on Jan. 31 and Lindenwood (73-61) on Feb. 14.



**UT MARTIN**  
**FEBRUARY 17**

### First OVC Win

- The Redhawks picked up their first Ohio Valley Conference win of the season with a 91-82 victory at Tennessee State (Dec. 20).
- Southeast Missouri shot a season-high 57.7 percent from the field in its best offensive performance thus far.
- SEMO beat TSU for the seventh time in the last nine meetings between the teams.

### OVC Home-Opening Victory

- Southeast Missouri moved to 21-13 all-time in Ohio Valley Conference home-openers following its 68-59 win over Eastern Illinois (Jan. 1).
- SEMO is now 5-1 in such games with Brad Korn as its head coach.
- The Redhawks won their fifth-straight OVC home-opener.

### Strong December

- Southeast Missouri concluded December with a 4-1 record, its best December mark under Head Coach Brad Korn.
- The Redhawks only loss in December was an 85-74 defeat at Tennessee Tech (Dec. 18).
- SEMO scored 88 or more points in three of its December victories.
- It was the third-straight year where the Redhawks posted a winning record in December.

### Defending OVC Regular-Season Champions

- Southeast Missouri won 10 of its previous 11 league games dating back to last season.
- SEMO was on a 10-game winning streak in league play before Eastern Illinois ended that stretch in the final Ohio Valley Conference game of the 2024-25 campaign.
- The Redhawks went 15-5 against OVC foes and tied a program record in conference victories en route to their first outright regular-season title.

### Non-Conference Ends with a Dub

- Southeast Missouri wrapped up its 11-game non-conference schedule with an 88-65 win over Saint Xavier (Dec. 14).
- SEMO closed out non-league play on a three-game winning streak.
- The Redhawks five non-conference wins this season came against Webster (Nov. 12), Cal Poly (Nov. 25), St. Mary of the Woods (Dec. 2), Chattanooga (Dec. 6) and

Saint Xavier (Dec. 14). Two of those victories were outside of Cape Girardeau (Nov. 25, Dec. 6).

### Stacker Sixth in OVC in Free Throw Percentage

- Braxton Stacker ranks sixth in the Ohio Valley Conference in free throw percentage.
- Stacker has missed 17 free throws through 27 starts.
- He is 74-of-91 for 81.3 percent.
- Stacker did not miss a free throw with a minimum of four attempts in six games this year.

### Non-Conference Games

- Following this year's 5-6 non-conference record, Brad Korn is now 33-44 all-time in non-league action.
- Korn's best non-conference record as Southeast Missouri's head coach stands at 9-9 in 2022-23, the season SEMO won its first OVC Tournament title and advanced to the NCAA Tournament for the first time in 23 years.
- His other non-conference records include 2-5 in 2020-21, 6-9 in 2021-22, 5-8 in 2023-24 and 6-7 in 2024-25.

### Over 80

- The Redhawks scored over 80 points for the ninth time this season in their 90-65 win over Southern Indiana (Feb. 7).
- Southeast Missouri's 91 points at Tennessee State (Dec. 20) marked a season-high.
- SEMO is 8-1 in games where it scores over 80 points.

### Against Non-Division I

- With its 88-65 win over Saint Xavier (Dec. 14), Southeast Missouri finished with a 3-0 record against non-Division I opponents this season.
- SEMO blew also blew out Webster University (87-41, Nov. 12) and St. Mary of the Woods (88-57, Dec. 2).
- The Redhawks are on a 43-game winning streak against non-Division I opponents.
- Head Coach Brad Korn is 14-0 all-time in such games.
- Korn is 2-0 vs. Missouri Baptist, 1-0 vs. William Woods, 1-0 vs. Harris-Stowe, 1-0 vs. Lindsay Wilson College, 2-0 vs. Webster, 1-0 vs. Lyon College, 1-0 vs. Crowley's Ridge, 1-0 vs. Bethel (Tenn.), 2-0 vs. St. Mary of the Woods, 1-0 vs. Westminster and 1-0 vs. Saint Xavier.
- The Redhawks have not allowed more than 65 points in their last 12 meetings with non-Division I teams. SEMO outscored

its opponents by a combined 1044-612 (+432) in that span.

### Gritty Road Win

- Southeast Missouri picked up its first true road win of the season with a 74-70 victory over Chattanooga (Dec. 6).
- Neither team led by more than five points in an up-tempo game that featured 13 ties and 19 lead changes.
- SEMO scored four points in the final 59 seconds to grind out its win over the 2024-25 Southern Conference Regular-Season and NIT Champion Mocs.

### Winning the Second Half

- Southeast Missouri won the second half in 14 of its last 19 games.
- The Redhawks outscored their opponent by double figures in the second half a total of seven times in 2025-26.
- SEMO is outscoring opponents, 1,074-993 (+81) in the second half this year.

### Battle Tested

- At one time this season, Southeast Missouri had the 10th toughest schedule in the nation.
- Now, SEMO is 209th among NCAA Division I teams in that category.

### Northern Arizona MTE

- The Redhawks split two games at the Northern Arizona Multiple Team Event on Nov. 25-26.
- Southeast Missouri beat Cal Poly, 85-68, and fell to host Northern Arizona, 79-72.
- The Redhawks won the second half in both of those contests.
- SEMO outscored Cal Poly, 55-37, in the second half to pull off its come-from-behind win.
- The Redhawks were in Arizona for the second time in three years.
- SEMO last played there when it opened its 2023-24 season at Grand Canyon located in Phoenix.

### Almodovar Goes Off

- Luke Almodovar scored a season-high 29 points with 27 in the second half to key Southeast Missouri's come-from-behind win over Cal Poly (Nov. 25).
- Almodovar scored a layup on the opening possession of the second half and then drained a 3-pointer to give SEMO its first lead of the contest.
- He shot 10-of-15 from the field and 4-of-7 from 3-point range in the second stanza

**UT MARTIN**  
**FEBRUARY 17**



after going 1-of-6 from the floor and 0-of-3 from distance in the first half.

- Almodovar scored 20 or more points six times this year.
- He leads the team and ranks ninth in the Ohio Valley Conference in scoring with 14.6 points per game.
- Almodovar returned to the starting lineup vs. SIU Edwardsville (Jan. 17) and scored double figures in his last 11 games.

## First Division I Win

- Southeast Missouri's 84-68 victory over Big West Conference member Cal Poly (Nov. 25) marked its first Division I win of the season.
- SEMO outscored the Mustangs 55-37 in the second half en route to its comeback win in Flagstaff, Arizona.
- The Redhawks limited the Big West's top 3-point shooting team to a season-low five 3-pointers made.
- Cal Poly entered that matchup with 78 three-pointers made and had 13 against Northern Arizona the night before it faced the Redhawks.

## Lineup Combinations

- Southeast Missouri has used five different lineup combinations through 27 games this season.
- BJ Ward, Braxton Stacker, Troy Cole, Jr., Luke Almodovar and Brendan Terry started four games (1-3).
- Ward, Stacker, Landren Blocker, Almodovar and Terry started eight games (7-5).
- Ward, Stacker, Blocker, David Idada and Marqueas Bell started two contests (7-2).
- Ward, Stacker, Blocker, Bell and Terry started one (0-1).
- And, Ward, Stacker Idada, Almodovar and Terry started one (1-0)

## Double Vision

- Four Southeast Missouri players are averaging double figures in the scoring column.
- Luke Almodovar paves the way with 14.4 points a game.
- Braxton Stacker (11.7), BJ Ward (11.6) and Brendan Terry (10.9) round out that group.
- Stacker (19), Almodovar (20), Ward (16) and Terry (16) have teamed up for 71 double-digit scoring games this season.

## Redhawks Conclude Sixth MTE Under Korn

- The Redhawks recently completed their sixth different Multiple Team Event (MTE) with Brad Korn as their head coach.
- This year, Southeast Missouri traveled to Flagstaff, Arizona to play both Cal Poly (Nov. 25) and event host Northern Arizona (Nov. 26).
- SEMO split two games at its MTE for the second-straight year.
- Prior to 2025-26, the Redhawks played at the Central Arkansas Tournament (2024-25), Chattanooga Coke Zero Sugar Classic (2023-24), Milwaukee Cream City Classic (2022-23), Incarnate Word Thanksgiving Classic (2021-22) and Negro League Baseball Museum Tip-Off Classic (2020-21, Kansas City, Mo.).
- Korn now has a record of 5-8 in MTEs.

## Double-Digit Margins

- Eighteen of the Redhawks 27 games this season were decided by double-digits.
- Southeast Missouri's double-digit wins thus far include an 87-41 victory vs. Webster (Nov. 12), an 84-68 win over Cal Poly (Nov. 25), an 88-57 win over St. Mary of the Woods (Dec. 2), an 88-65 victory over Saint Xavier (Dec. 14), a 73-50 win over Western Illinois (Jan. 3), a 66-50 win over UT Martin (Jan. 20), a 77-59 victory over Eastern Illinois (Jan. 31), an 82-70 win over Morehead State (Feb. 5), a 90-65 victory over Southern Indiana (Feb. 7) and a 73-61 win over Lindenwood (Feb. 14).
- SEMO fell to Saint Louis (92-67, Nov. 3), Iowa (99-70, Nov. 18), Tennessee Tech (85-74, Dec. 18) on the road, and St. Thomas (84-72, Nov. 15), Lipscomb (88-77, Nov. 29), Lindenwood (88-76, Jan. 15), SIU Edwardsville (68-55, Jan. 17) at home and SIU Edwardsville (74-56, Feb. 12) on the road in the other eight matchups.

## Home-Opening Win

- With its win over Webster University (Nov. 12), Southeast Missouri improved to 26-9 in home-openers since joining the NCAA Division I ranks in 1991-92.
- SEMO began its home slate with a win in 10 of the last 14 years and posted victories in 17 of its previous 21 home-opening contests.
- The Redhawks won their home-opener in seven of their last 10 seasons.
- SEMO is 3-3 in home-openers under Head Coach Brad Korn.

## Stacker Strong

- Braxton Stacker scored double figures in 19 of his 27 starts during the 2025-26 campaign.
- Stacker scored 10 or more points in 15 of his last 22 outings.
- He opened the year with 12 points at Saint Louis (Nov. 3) and followed that up with a career-high 26 points four days later at Missouri (Nov. 7). He then finished with 10 points vs. Webster (Nov. 12), 11 at Iowa (Nov. 18), 18 vs. Cal Poly (Nov. 25), 15 at Northern Arizona (Nov. 26), 24 vs. Lipscomb (Nov. 29), 10 vs. St. Mary of the Woods (Dec. 2), 12 at Chattanooga (Dec. 6), 12 vs. Saint Xavier (Dec. 14), 12 at Tennessee Tech (Dec. 18), 11 at Tennessee State (Dec. 20), 15 vs. Eastern Illinois (Jan. 1), 10 at Morehead State (Jan. 10), 11 vs. Lindenwood (Jan. 15), 14 vs. UT Martin (Jan. 20), 14 at Western Illinois (Jan. 29), 17 at Eastern Illinois (Jan. 31) and 17 vs. Morehead State (Feb. 5).
- He has scored double figures a team-high 35 times in his career.
- Stacker ranks second on the team in scoring (11.7 ppg) and leads the Redhawks in steals (28). He is second in free throw percentage (.813) and 3-pointers made (39).
- Stacker rates 18th in the Ohio Valley Conference in scoring and is sixth in the league in free throw percentage.
- He is one of two Redhawks who started every game this year.

## Milestone Mark

- Braxton Stacker went over 600 points in his Southeast Missouri career at Chattanooga (Dec. 6).
- Stacker finished with 12 points against the Mocs.
- He currently has 778 points in 84 games and 54 starts as a Redhawk. That point total is most among SEMO's active players.

## Back-to-Back Double-Doubles for Bell

- Marqueas Bell finished with a double-double in two-straight games.
- Bell registered the first double-double of his career with 15 points and 10 rebounds vs. Webster University (Nov. 12).



**UT MARTIN**  
**FEBRUARY 17**

- Three days later, he had 11 points and 10 rebounds vs. St. Thomas (Nov. 15).
- Bell hit a season-high in points and career-best in rebounds against the Gorloks.
- He came off the bench to score double figures four of SEMO's first five games.
- Bell also finished with 10 points in 22 minutes at Saint Louis (Nov. 3) and 13 points in 17 minutes at Missouri (Nov. 7).
- This year marked the first time in his career where Bell scored double figures in four-straight games.

#### Lopsided Win

- The 46-point win over Webster (87-41) on Nov. 12 was Southeast Missouri's fourth-largest margin of victory under Head Coach Brad Korn.
- SEMO has recorded seven wins by 31 or more points with Korn at the helm.
- Four of those were by 46 or more.
- SEMO's largest victory under Korn was by 55 points (93-38) vs. Crowley's Ridge on Nov. 13, 2024.
- His biggest margin of victory against a NCAA Division I team stands at +31 vs. Eastern Illinois (75-44) on Jan. 30, 2021.

#### Largest Margins of Victory Under Korn

SEMO 93, Crowley's Ridge 38 (+55), 11/13/24  
SEMO 95, Harris-Stowe 45 (+50), 12/6/23  
SEMO 88, Westminster 39 (+49), 12/29/24  
SEMO 87, Webster 41 (+46), 11/12/25  
SEMO 83, Lyon College 46 (+37), 11/12/22  
SEMO 88, St. Mary of the Woods 57 (+31), 12/2/25  
SEMO 75, Eastern Illinois 44 (+31), 1/30/21

#### Near Upset in Columbia

- The Redhawks nearly pulled off an upset at SEC member Missouri (Nov. 7).
- Southeast Missouri led the Tigers, 51-46, at halftime and was ahead by nine (55-46) with 18:55 left to play in the second half.
- Missouri, which missed 12 free throws, made six in the final 47 seconds to fend off the Redhawks in its close 89-84 win.

#### Stacker's Free Throw Streak Ends at 36

- Braxton Stacker saw his streak of free throws made end at 36.
- Stacker's streak of 36 free throws dated back to the 2024-25 campaign.
- The streak ended when he missed a free throw with 12:58 remaining in the second half vs. Lipscomb (Nov. 29).
- Stacker is shooting 81.3 percent (74-of-91) at the free throw line this year.

#### Nice Defense

- Southeast Missouri ranks second in the Ohio Valley Conference in turnover margin 27 games into its 2025-26 season.
- SEMO is forcing 13.8 turnovers per game and turning the ball over 11.8 times per contest for a +2.0 margin.
- The Redhawks forced 374 turnovers, third-most in the OVC.
- Opponents turned the ball over 19 or more times in five games against SEMO's defense this season.
- SEMO also held opponents to 70 points or less in 12 games.

#### First Points for Reynolds

- Jay Reynolds, the son of Southeast Missouri Associate Head Coach J.R. Reynolds, scored the first points of his career vs. Webster University (Nov. 12).
- Reynolds finished with six points on a pair of 3-pointers against the Gorloks.
- He redshirted as a true freshman in 2024-25.

#### Starting Streak

- BJ Ward started 60-straight contests.
- The last time Ward was not in the starting lineup was Nov. 4, 2024 (at Bradley).

#### SEMO Debuts

- Five players, including PJ Farmer, Trace Sadler, Landren Blocker, Luke Almodovar and Jay Reynolds saw their first action in a Redhawk uniform at Saint Louis (Nov. 3).
- Farmer, Sadler, Almodovar and Reynolds each played at the NCAA Division I level for the first time.
- Blocker, a transfer from Louisiana Tech, led SEMO with seven rebounds.

#### Nice Homecoming for Ward

- In his first time playing against Saint Louis in his career, St. Louis native BJ Ward led the Redhawks with 16 points on Nov. 3.
- Ward shot 5-of-14 from the field, made two 3-pointers and hit 4-of-6 free throws. He also

dished out three assists and added one steal in 32 minutes.

#### Season 119

- The 2025-26 campaign is the 119th season in Southeast Missouri men's basketball history.
- This year is SEMO's 35th as an NCAA Division I program and member of the Ohio Valley Conference.
- The Redhawks are 422-585 since joining the Division I ranks in 1991-92.
- SEMO has a total of 10 winning seasons as an NCAA Division I program.
- The Redhawks won two OVC regular-season titles (1999-2000, 2024-25), two OVC Tournament crowns (1999-2000, 2022-23) and made two NCAA Tournament appearances (1999-2000, 2022-23).
- Since Brad Korn took over as head coach in 2020-21, SEMO won its first OVC Tournament title in over two decades and first OVC regular-season championship in 25 years.

#### Roster Talk

- The 2025-26 roster consists of 14 players, including one graduate, six seniors, three juniors, one sophomore and three freshmen.
- Southeast Missouri has nine returnees from its Ohio Valley Conference regular-season championship team.
- Marqueas Bell, Brendan Terry, Braxton Stacker, Troy Cole, Jr., David Idada, Jay Reynolds, BJ Ward, Saxton Hoepker and Elliot Lowndes are the returning players.
- Transfers Landren Blocker (Louisiana Tech), Blaize Sagna (Stetson) and Luke Almodovar (St. Francis, Ind.) along with true freshmen PJ Farmer and Trace Sadler complete this year's team.

#### Redhawks Tabbed Second in OVC Preseason Poll

- Southeast Missouri was picked second in the 2025-26 Ohio Valley Conference Preseason Poll during the league's annual media day on Oct. 14.
- For only the third time in program history, SEMO was voted as high as second in the league's preseason poll.
- The Redhawks were tied for second with then-OVC member Austin Peay in the 1999-2000 version and second overall (first in the West Division) in the 2013-14 predicted order of finish.
- Little Rock, which was eliminated by SEMO in the semifinals of the 2025 OVC Tournament, is the preseason favorite with 188 points and 12 of the possible 22 first-place votes.



- The Redhawks tallied 177 points and six first-place nods.
- SIU Edwardsville (163 pts.), Tennessee State (135 pts.), Lindenwood (100 pts.) and Morehead State (100 pts.) complete the top six.
- Tennessee Tech (80 pts.), UT Martin (79 pts.), Southern Indiana (67 pts.), Eastern Illinois (63 pts.) and Western Illinois (57 pts.) rounded out the balloting.

## Returning All-OVC Pick

- Forward Brendan Terry is Southeast Missouri's only returning All-Ohio Valley Conference player from last season.
- Terry earned Second-Team All-OVC honors in his first year at SEMO in 2024-25.
- He ranked third on the team in scoring with 11.2 points per game and second with 4.5 rebounds per contest.
- Terry started all 33 games and scored double figures in 18 of his starts, as well.

## More OVC Players to Watch

- In addition to Brendan Terry, guards Braxton Stacker and BJ Ward were selected among the Ohio Valley Conference's Players to Watch this preseason.
- Stacker rated fourth on the team in scoring with 8.9 points and third in rebounding with 3.1 boards a game last season. He came off the bench in 26 of his 27 games.
- Ward was fifth behind Stacker with 8.4 points per game in 32 starts. He drained 51 three-pointers which were good for second-most on the team. Ward also added 74 assists and 30 steals.

## 3-Pointer Streak

- The Redhawks have made at least one 3-pointer in 549 consecutive games.
- The last time Southeast Missouri did not make a 3-pointer was vs. Western Illinois (0-of-6) on Dec. 10, 2008.
- SEMO made five or more 3-pointers in 19 games this season.

## Last 51 Games

- Southeast Missouri went 34-17 in its last 51 games dating back to 2024-25.
- The Redhawks won nine of their last 13 games of the 2024-25 season by double figures.

## Sixth Year for Korn

- Brad Korn is in his sixth year as Southeast Missouri's head coach.
- Korn led SEMO to two conference titles (2022-23 OVC Tournament; 2024-25 OVC Regular-Season) in three years.
- The reigning OVC Coach of the Year, Korn is 90-96 overall and 57-52 in conference play.
- He ranks third all-time in wins among head coaches in SEMO's NCAA Division I era behind Gary Garner (126 wins, 1997-2006) and Dickey Nutt (80 wins, 2009-15).
- On July 1, 2025, Korn agreed to a contract extension through the 2029-30 season. His new contract will run through Apr. 30, 2030. It extends his current deal that was signed through the 2026-27 season.

## OVC Schedule

- The Ohio Valley Conference schedule includes 20 games for the Redhawks.
- For the third-straight year, the league membership includes 11 teams (Eastern Illinois, Lindenwood, Little Rock, Morehead State, Southeast Missouri, SIU Edwardsville, Southern Indiana, Tennessee State, Tennessee Tech, UT Martin, Western Illinois).
- This year the Conference schedules again feature a true round-robin slate.
- Each team will play two games before Christmas; the schedule picks back up on Dec. 30 and continues until Saturday, Feb. 28.
- SEMO opens OVC play at Tennessee Tech on Dec. 18.
- This year marks the final year Tennessee Tech and Little Rock will be members of the OVC. TTU is joining the Southern Conference and Little Rock is moving to the United Athletic Conference (UAC) in 2026-27.

## 2026 OVC Tournament

- The 2026 Ohio Valley Conference Men's and Women's Basketball Championships will be held Mar. 4-7 at the Ford Center in Evansville, Indiana.
- It marks the ninth-straight year the event will be held at the venue.
- The Ford Center, which opened in November 2011, is an 11,000-seat arena located in the core of Evansville's downtown district.
- The OVC Board of Presidents accepted an agreement to continue to hold the OVC Men's and Women's Basketball Championships at the Ford Center through 2032.

**UT MARTIN**  
**FEBRUARY 17**



## Championship Culture

- Southeast Missouri's Department of Athletics has won an unprecedented 37 championships since the start of the 2019-20 season.
- Every sport won at least one OVC title in that stretch.
- In 2024-25 alone, SEMO won seven OVC championships. That total was more than the number of conference titles won by any two schools in the league combined.
- Additionally, SEMO claimed the OVC Commissioner's Cup for the third time in five years.

## 2024-25 Review

- Southeast Missouri entered the 2024-25 season ranked seventh in the Ohio Valley Conference Preseason Poll and won its first outright OVC regular-season title in program history.
- SEMO clinched its regular-season championship with a statement 83-68 road win at SIU Edwardsville, which upended the Redhawks in the OVC Tournament final.
- It was the Redhawks second OVC regular-season title in program history and first in 25 years.
- SEMO initially moved to first in the standings with their 57-45 win at Little Rock (Feb. 11) and stayed there the rest of the regular-season.
- The Redhawks advanced to the OVC Tournament championship game for the fourth time in program history and second three years with Brad Korn as head coach.
- SEMO earned the #1 seed in the eight-team tournament and claimed a double bye for the first time in program history.
- The Redhawks' 78-59 win over #4 Little Rock was their largest in an OVC Tournament semifinal game in program history.
- For only the third time since it moved to the NCAA Division I ranks in 1991-92, SEMO reached 20 or more wins in a season. The Redhawks' 21 wins ranked second behind the 1999-2000 team (24-7). The other 20-win season was in 1998-99 (20-9).
- SEMO tied a single-season program record with 15 OVC victories. The Redhawks began their 20-game league schedule with a 3-0 record and later went 9-1 in their final 10 conference games.



**UT MARTIN**  
**FEBRUARY 17**

- All of SEMO's success came just one year after the Redhawks finished 10th in the OVC and missed making the league's postseason tournament in 2023-24. SEMO went from 9-22, 4-14 in the OVC to 21-12, 15-5 in the OVC for its best one-year turnaround in program history.
- The Redhawks won 10-straight games from Jan. 25-Feb. 27 for their longest winning streak during the NCAA Division I era. SEMO never won more than seven consecutive games since it moved to Division I in 1991-92. It was the program's longest winning streak in 35 years since the 1989-90 team won 11 in a row.
- SEMO went undefeated in February (8-0) becoming the first team in 39 years to go unbeaten in February. Ron Shumate's 1985-86 team (8-0) was the last to do it.
- The Redhawks swept home-and-home series against five OVC opponents in 2024-25. Those were the most in a season under Head Coach Brad Korn and the most in the last two years combined (4). SEMO beat SIU Edwardsville, Southern Indiana, Tennessee State, Tennessee Tech and Western Illinois twice during the regular-season.
- Brad Korn led SEMO to a winning record at home for the fifth-straight year. The Redhawks' 12-3 record was Korn's best at the Show Me Center since he took over as head coach. In conference games, SEMO led the OVC in home attendance.
- SEMO ranked fourth in the nation in 3-point field goal percentage defense. Opponents shot just 28.3 percent from beyond the arc. The Redhawks held their opponents to five or less 3-pointer made in 22 of 33 games.
- The Redhawks led the OVC with a +3.03 turnover margin. SEMO forced 13.7 turnovers per game and committed a league low 10.6 per contest. The Redhawks turned the ball over less than 10 times on 15 occasions in 2024-25.
- SEMO finished the year with a single-season program record 269 steals.

### Redhawks Sign Two for 2026-27

- Southeast Missouri signed shooting guard Curtis "Champ" Simpson and forward Axton Perry. Simpson and Perry will join the Redhawks in 2026-27.
- A native of Cusseta, Georgia, Simpson (6'2", 165) is a 2025-26 First-Team Preseason Class 1A D-II All-State selection entering his senior season at Chattahoochee County High School.
- He averaged 25.1 points, 7.3 rebounds and 3.2 assists per game there as a junior.
- In the state playoffs, Simpson scored 23.4 points, pulled down 8.2 rebounds and dished out 4.2 assists per contest.
- Perry, (6'7", 195) who hails from Memphis, Tennessee, has a 6'11" wingspan. He is a senior at Bartlett High School, which is ranked #18 in the Preseason MaxPreps Top-25.
- He helped lead Bartlett to the Tennessee Class AAAA state semifinals as a sophomore.
- In 2024-25, the Panthers went 24-9 overall and won the 4A District 15 title with an undefeated 12-0 record.

**UT MARTIN**  
**FEBRUARY 17**



# SOUTHEAST MISSOURI BASKETBALL NOTES



**UT MARTIN**  
**FEBRUARY 17**

## 2025-26 SCHEDULE/RESULTS

### November (2-6)

3	at Saint Louis	Fan Duel Extra/ESPN+	L, 67-92
7	at Missouri	SECN+	L, 84-89
12	Webster	ESPN+	W, 87-41
15	St. Thomas (Minn.)	ESPN+	L, 72-84
18	at Iowa	BTN	L, 70-99
25	vs. Cal Poly !		W, 84-68
26	at Northern Arizona	ESPN+	L, 72-79
29	Lipscomb	ESPN+	L, 77-88

### December (4-1, 1-1 OVC)

2	St. Mary of the Woods	ESPN+	W, 88-57
6	at Chattanooga		W, 74-70
14	Saint Xavier (Ill.)	ESPN+	W, 88-65
18	at Tennessee Tech*	ESPN+	L, 74-85
20	at Tennessee State*	ESPN+	W, 91-82

### January (7-3, 7-3 OVC)

1	Eastern Illinois*	ESPN+	W, 68-59
3	Western Illinois*	ESPN+	W, 73-50
8	at Southern Indiana*	ESPN+	W, 84-76
10	at Morehead State*	ESPN+	L, 69-71
15	Lindenwood*	ESPN	L, 76-88
17	SIU Edwardsville*	ESPN+	L, 55-68
20	UT Martin*	ESPN+	W, 66-50
22	Little Rock*	ESPN+	W, 70-65
29	at Western Illinois*	ESPN+	W, 78-74
31	at Eastern Illinois*	ESPN+	W, 77-59

### February (3-1, 3-1 OVC)

5	Morehead State*	ESPN+	W, 82-70
7	Southern Indiana*	ESPN+	W, 90-65
12	at SIU Edwardsville*	ESPN+	L, 56-74
14	at Lindenwood*	ESPN+	W, 73-61
17	at UT Martin*	ESPN+	7:30 p.m.
21	at Little Rock*	ESPN+	3 p.m.
26	Tennessee State*	ESPN+	7:30 p.m.
28	Tennessee Tech*	ESPN+	3:45 p.m.

### March (0-0)

4	OVC Tournament	First Round	Evansville, Ind.
5	OVC Tournament	Quarterfinals	Evansville, Ind.
6	OVC Tournament	Semifinals	Evansville, Ind.
7	OVC Tournament	Championship	Evansville, Ind.

All games broadcast live on the radio at Real Rock 99.3 FM. All times Central and Subject to Change; Home Games in **Bold**; \* - Denotes Ohio Valley Conference Game ! - Game played in Flagstaff, Ariz.

## PROBABLE STARTERS



Guard  
6-0 / 195 / Jr.  
St. Louis, Mo. / Chaminade

**2**

## BJ WARD

- Southeast Missouri's point guard.
- Ranks third on the team with 11.6 points per game and leads the Redhawks with 105 assists.
- Scored double figures in 16 starts, including a career-high 23 points vs. Western Illinois (1/3).
- Played in 89 games and logged 61 starts in his career.
- Leads the team in free throw percentage (.831).



Guard  
6-3 / 190 / Jr.  
Noblesville, Ind. /  
St. Francis (Ind.)

**10**

## LUKE ALMODOVAR

- Returned to the starting lineup vs. SIU Edwardsville (1/17).
- Is Southeast Missouri's top scorer with 14.4 points per game.
- Scored double figures in 16 of his previous 18 outings.
- Poured in 21 points and had a dunk that landed on ESPN SportsCenter vs. Southern Indiana (Feb. 7).



Guard  
6-5 / 205 / Sr.  
Fairview Heights, Ill. / Murray State

**44**

## BRAXTON STACKER

- Scored double figures in 19 of 27 starts this season.
- Finished with a career-high 26 points at Missouri (11/7).
- Ranks second on the team in scoring (11.7 ppg), leads the team in steals (28) and is second in free throw percentage (.813).



Guard  
6-5 / 210 / So.  
Little Rock, Ark. / Louisiana Tech

**7**

## LANDREN BLOCKER

- Started 22 of the last 23 games.
- Made first career start at Iowa (11/18).
- Averages 5.7 points and 3.8 rebounds per contest.
- Ranks second on the team with 18 blocks.
- Was featured on You Got Mossed on Jan. 4 for his dunk vs. Eastern Illinois.



Forward  
6-7 / 220 / Sr.  
Santa Monica, Calif. /  
Pensacola State

**15**

## BRENDAN TERRY

- Made his way back in the starting lineup vs. Lindenwood (1/15).
- Ranks fourth on the team in scoring with 10.9 points per game and leads the Redhawks with 5.5 boards per contest.
- Pitched in double figures in 10 of his last 13 games.

**SEMO**  
BASKETBALL



## MEDIA INFORMATION

UT MARTIN  
FEBRUARY 17



### Strategic Communications

The Southeast Missouri Strategic Communications Office is always willing to assist the media with their coverage of Redhawk basketball. All media and credential requests should be made to Associate Director of Athletics Jeff Honza. Should you need any information, feel free to call anytime, day or night. Honza can be reached at (573) 651-2933 (work) or (618) 528-1145 (mobile).

### In-Season Interview Policy

All of Southeast Missouri's basketball student-athletes and coaches will be available to the media throughout the 2025-26 season. Interviews should be arranged through the Southeast Missouri Strategic Communications Office. Interviews with players and coaches will be conducted either before or after practices during the season. Please let the Strategic Communications Office know if you plan to attend practice. Practices are held at either the Show Me Center or Student Recreation Center.

### Credentials

Credentials are required for entrance to the Show Me Center. To request season or single-game credentials, please contact Jeff Honza in the Southeast Missouri Strategic Communications Office by phone at (573) 651-2933 or email at [redhawk1@me.com](mailto:redhawk1@me.com) / [jhonza@semo.edu](mailto:jhonza@semo.edu). Credentials can be picked up at the NCAA Pass Gate located at the Southeast entrance of the Show Me Center. Southeast Missouri follows the guidelines set forth by the NCAA governing the issuance of credentials. Press credentials will be issued to accredited sports writers of daily and weekly newspapers. Photo passes will be issued to accredited members of the photo media working for newspapers and television stations. All credential requests should come from sports editors, directors or anchors. Spouses, dates and minors will not be permitted on Press Row or in the press areas at the Show Me Center. Any unauthorized use of credentials will result in revocation of credentials issued by Southeast Missouri State University and credential requests will not be honored for future SEMO athletic events.

### Press Row

Media will be assigned seats courtside on the north side of the Show Me Center. Press Row is reserved for working media



only. Professional decorum is expected at all times. Cheering or outward expression is strictly prohibited.

### SEMORedhawks.com

Southeast Missouri's official athletics website is updated daily with information on all 15 sports available. Complete schedules, results, coaches and player bios, and other information can be accessed.

### Postgame Interviews

The Southeast Missouri Strategic Communications staff will make requested student-athletes available to the media at the conclusion of each game. Head Coach Brad Korn's first postgame responsibility after meeting with the team is his live radio show. Korn and selected student-athletes will address the media after every game and the opposing head coach will be available upon request. Korn will address any media immediately after his postgame radio obligation with the Redhawks Radio Network.

### Photographers/Videographers

Photographers and videographers working the floor level at the Show Me Center are required to shoot from behind the dash lines along the baselines and must sit on the floor in those areas. The Strategic Communications Department may identify other positions off the court where

photographers/videographers may work, provided the view is not blocked for fans. At no time may photographers/videographers work directly from behind the official scorer's table and team benches, and in front of any courtside signage. No tripods may be placed on or beside the court and flash photography is strictly prohibited.

### Live Stats

StatBroadcast Live is the exclusive live statistics platform of Southeast Missouri basketball. Live stats can be accessed at [Statb.us/I/SEMO](https://Statb.us/I/SEMO).

### Visiting Radio

A courtesy ethernet line is available for official visiting team radio use at the Show Me Center. If additional lines are needed, they must be secured by calling (573) 651-2275 at least one week in advance. Please contact Jeff Honza for more information.

### Press Row Services

The Show Me Center is equipped with wireless internet. A member of the Strategic Communications staff will provide login information. Statistics will be distributed at media timeouts, during halftime and at the conclusion of all home games.



**UT MARTIN**  
**FEBRUARY 17**

**HEAD COACH BRAD KORN**



## BRAD KORN

### Korn File

**Hometown:** Plano, Ill.

**Birthdate:** August 22, 1981

**Alma Mater:** Southern Illinois, 2004

**Education:** Bachelor's Marketing (Southern Illinois); Master's in Administrative Studies (Missouri State)

**Date Hired:** March 23, 2020

**Family:** Wife - Kristin; Daughters - Brielyn, Ashtyn

### By the Numbers

- 90 overall wins.
- 57 Ohio Valley Conference victories.
- 21 wins in 2024-25, SEMO's most in a season since 1999-2000.
- 16 OVC Commissioner's Honor Roll selections.
- 15 OVC wins in 2024-25, tied for most in a season in program history.
- 10 Game Winning Streak in 2024-25, SEMO's longest in 35 years and longest in its NCAA Division I era.
- 6 OVC Freshman of the Week honorees.
- 6 OVC Players of the Week honorees.
- 6 OVC Newcomer of the Week honorees.
- 4 OVC First-Team selections.
- 3 OVC Second-Team selections.
- 3 OVC All-Tournament Team selections.
- 2 1,000-point scorers.
- 1 OVC All-Newcomer Team selection.
- 1 OVC Tournament Most Valuable Player.
- 1 OVC Regular-Season title (2024-25).
- 1 OVC Tournament Championship (2022-23).
- 1 NCAA Tournament Appearance (2022-23, First Four).

### Career Highlights

- Led Southeast Missouri to two OVC titles in the last three years (2024-25 OVC Regular-Season; 2022-23 OVC Tournament).
- Guided SEMO to its first outright OVC regular-season championship and #1 seed in the OVC Tournament in program history during the 2024-25 campaign.
- 2024-25 OVC Coach of the Year, becoming the second head coach in program history to win the prestigious honor.

- Coached three All-OVC players in 2024-25, SEMO's most All-Conference honorees in a season in program history.
- Led SEMO to its best one-year turnaround in program history after the Redhawks finished at 9-22 overall, 4-14 in the OVC and missed making the OVC Tournament in 2023-24 to going 21-12 overall and 15-5 in league play en route to the OVC regular-season title in 2024-25.
- In all, has coached five All-OVC guards in his tenure at SEMO, most of any head coach in program history.
- The 2024-25 team broke a single-season program record in steals (269).
- Officially hired as the seventh head coach in Southeast Missouri's NCAA Division I era on March 23, 2020.
- Began his first head coaching job in the middle of a COVID-19 pandemic during the 2020-21 season.
- Brought the national spotlight back on SEMO basketball when his 2022-23 team won the OVC Tournament title and advanced to the NCAA Tournament. It was the program's first OVC Tournament crown and NCAA Tournament appearance in over two decades.
- SEMO became the first #5 seed to ever win the OVC Tournament after winning four games in four days during the 2022-23 campaign. Along the way, the Redhawks knocked off the tourney's top two seeds in #1 Morehead State and #2 Tennessee Tech to claim the title.
- The Redhawks faced Texas A&M-Corpus Christi in the NCAA First Four on Mar. 14, 2023. SEMO's 2022-23 season ended with a close 75-71 loss in that game.
- SEMO snapped a streak of eight-straight losing seasons with its 19-17 record during 2022-23.
- It was the first time the Redhawks had both winning overall and OVC records in a season since 2004-05.
- The historic 2022-23 season received unprecedented media attention. Brad Korn and Chris Harris were featured in a live interview with Inside College Basketball studio hosts Clark Kellogg, Seth Davis, Greg Gumbel and Jay Wright on Selection Sunday prior to the Atlantic 10 Championship game.
- Became only the second head coach in SEMO basketball history to lead his team to back-to-back trips to the OVC Tournament semifinals (2021-22, 2022-23).
- The OVC Tournament semifinal appearance in 2021-22 was SEMO's first in 17 years.
- Academically, Korn's 2023-24 team completed the academic year with a 3.09 grade point average. His 2024-25 team finished the academic year with an even higher 3.18 GPA.

**SEMO**  
**BASKETBALL**

**HEAD COACH BRAD KORN****UT MARTIN**  
**FEBRUARY 17****Coaching Experience**

- 2004-06 - Graduate Assistant, Southern Illinois
- 2006-12 - Assistant Coach, Southern Illinois
- 2012-13 - Director of Operations, Kansas State
- 2013-16 - Assistant Coach, Missouri State
- 2016-20 - Assistant Coach, Kansas State
- 2020-present - Head Coach, Southeast Missouri

**Previous Experience**

- Korn spent five years at Big 12 Conference member Kansas State working four seasons as an assistant coach and one as the program's Director of Operations.
- In his final four years back at K-State after returning following a three-year stint at Missouri State, Korn helped the Wildcats to 82 wins and three-straight NCAA Tournaments.
- K-State posted consecutive 25-win campaigns for the first time in school history (2017-18, 2018-19).
- Spent one season on Bruce Weber's inaugural staff at K-State as Director of Operations, helping lead the Wildcats to a 27-8 record and their first-ever Big 12 regular-season title in 2012-13.
- Overall, Korn has 19 years of Division I coaching experience.
- Returned to Manhattan, Kansas in May, 2016 after three seasons at Missouri State, where he was an assistant coach under Paul Lusk.
- Before his first stint at K-State, Korn spent eight years at his alma mater, Southern Illinois, including his final six seasons as a full-time assistant under Chris Lowery.
- During his time at SIU, Korn helped lead the Salukis to a 145-116 record, four postseason appearances, two Missouri Valley Conference championships and one State Farm Missouri Valley Tournament title. The 2006-07 SIU team advanced to the Sweet 16 with Korn on the coaching staff.

**Playing Experience**

- Korn helped the Salukis through one of their greatest periods of success from 1999 to 2004.
- The squad went from 16 wins his redshirt-freshman season to three consecutive NCAA Tournament appearances under head coaches Bruce Weber and Matt Painter.
- He was part of three Missouri Valley Conference regular-season championships.
- The 6-foot-9 forward saw action in 121 games in his career, averaging 5.2 points and 2.3 rebounds in 14.5 minutes per game.
- As a senior, Korn averaged 9.7 points on 41 percent shooting with four rebounds and 1.9 assists in helping lead SIU to 25 wins and a 17-1 mark in MVC play.
- He was named to the MVC's Most Improved Team.

**KORN YEAR-BY-YEAR**

Year	School	Assignment	Record	Conf./Fin.	Postseason
2004-05	Southern Illinois	Graduate Asst.	27-8	15-3/1st	NCAA Second Round
2005-06	Southern Illinois	Graduate Asst.	22-11	12-6/2nd	NCAA First Round
2006-07	Southern Illinois	Assistant Coach	29-7	15-3/1st	NCAA Sweet 16
2007-08	Southern Illinois	Assistant Coach	18-15	11-7/3rd	NIT Second Round
2008-09	Southern Illinois	Assistant Coach	13-18	8-10/5th	-
2009-10	Southern Illinois	Assistant Coach	15-15	6-12/9th	-
2010-11	Southern Illinois	Assistant Coach	13-19	5-13/8th	-
2011-12	Southern Illinois	Assistant Coach	8-23	6-13/9th	-
2012-13	Kansas State	Dir. of Operations	27-8	14-4/1st	NCAA Second Round
2013-14	Missouri State	Assistant Coach	20-13	9-9/4th	CIT Tournament
2014-15	Missouri State	Assistant Coach	11-20	5-13/8th	-
2015-16	Missouri State	Assistant Coach	13-19	8-10/7th	-
2016-17	Kansas State	Assistant Coach	21-14	8-10/6th	NCAA First Round
2017-18	Kansas State	Assistant Coach	25-12	10-8/4th	NCAA Elite Eight
2018-19	Kansas State	Assistant Coach	25-9	14-4/1st	NCAA First Round
2019-20	Kansas State	Assistant Coach	11-21	3-15/10th	-
2020-21	Southeast Missouri	Head Coach	11-16	9-11/7th	-
2021-22	Southeast Missouri	Head Coach	14-18	8-9/4th	-
2022-23	Southeast Missouri	Head Coach	19-17	10-8/5th	OVC Tournament Champs NCAA First Four
2023-24	Southeast Missouri	Head Coach	9-22	4-14/10th	-
2024-25	Southeast Missouri	Head Coach	21-12	15-5/1st	-
2025-26	Southeast Missouri	Head Coach	16-11	11-5	-

**Overall Record:** 90-96  
**Record at SEMO:** 90-96, 57-52 Ohio Valley Conference (6th year)  
**Record as College Assistant:** 222-205  
**Record as Grad Assistant:** 49-19







**UT MARTIN**  
**FEBRUARY 17**

**ASSISTANT COACHES**




Fourth Year  
Eastern Illinois, 2004

**ASSOCIATE HEAD COACH**



**J.R. REYNOLDS**

- In his fourth year at Southeast Missouri.
- Spent his first two seasons as an assistant coach before being promoted to associate head coach on Sept. 9, 2024.
- Worked five years as an assistant coach at Miami (Ohio) and four seasons as an assistant at his alma mater, Eastern Illinois.
- Was a graduate assistant at Purdue, as well and began his coaching career at Southern Illinois College.



Third Year  
Missouri Baptist, 2013

**ASSISTANT COACH**



**LADON CHAMPAGNIE**

- Is in his third year as a full-time assistant coach.
- Initially joined the Southeast Missouri staff as Director of Operations, where he spent two years.
- Worked five years as head boys basketball coach at Bishop DuBourg High School.
- Began his basketball coaching career at Westminster Christian Academy, where he spent four years.



Third Year  
Greenville College, 2016

**ASSISTANT COACH/OPERATIONS**



**RYAN STROHM**

- Is in his third year at Southeast Missouri.
- Was elevated to assistant coach/operations on Sept. 9, 2024.
- Oversees team budgets, coordinates travel plans for away games and supervises managers, while providing support to academic programs and other areas in addition to his coaching duties.
- Coached at Huntington for three years before joining the SEMO staff.



Second Year  
Purdue, 2013

**ASSISTANT COACH**



**DJ BYRD**

- Is in his second year at SEMO.
- Was at Barry University for a brief stint and worked five years at Mercer University before joining the Redhawks staff.
- Worked as a graduate assistant at Purdue, where he was a standout player.
- Saw action in 130 career games and scored 890 points helping lead Purdue to three NCAA Tournaments (2010, 2011, 2012).
- Was the Big Ten Conference Sixth Man of the Year in 2012.



## 2025-26 ROSTER

UT MARTIN  
FEBRUARY 17

## Numerical

No.	Name	Pos.	Ht.	Wt.	Cl.	Hometown/High School/College
1	PJ Farmer	G	6-0	180	Fr.	Charleston, Mo./Sikeston H.S.
2	BJ Ward	G	6-0	195	Jr.	St. Louis, Mo./Chaminade College Prep School
3	Trace Sadler	C	7-0	220	Fr.	Sikeston, Mo./Sikeston H.S.
4	Troy Cole, Jr.	G	6-4	200	Sr.	Donaldsonville, La./Donaldsonville H.S./Highland CC
7	Landren Blocker	G	6-5	210	So.	Little Rock, Ark./Little Rock Christian H.S./Louisiana Tech
9	Blaize Sagna	G	6-3	190	Gr.	London, England/Stetson University
10	Luke Almodovar	G	6-3	190	Jr.	Noblesville, Ind./Noblesville H.S./St. Francis (Ind.)
15	Brendan Terry	F	6-7	220	Sr.	Santa Monica, Calif./Crossroads H.S./Pensacola State Coll.
18	David Idada	C	7-0	270	Sr.	Barendrecht, Netherlands/Golden State Prep
22	Saxton Hoepker	F	6-8	215	Sr.	Nashville, Ill./Nashville H.S./Southwestern Illinois College
25	Jay Reynolds	G	6-3	195	R-Fr.	Cape Girardeau, Mo./Central H.S.
30	Elliot Lowndes	F	7-0	200	Sr.	Cobden, Ill./Cobden H.S./John A. Logan College
44	Braxton Stacker	G	6-5	205	Sr.	Fairview Heights, Ill./Cardinal Ritter H.S./Murray State
55	Marqueas Bell	G	6-3	185	Jr.	Kansas City, Mo./Park Hill H.S.

## Alphabetical

No.	Name	Pos.	Ht.	Wt.	Cl.	Hometown/High School/College
10	Luke Almodovar	G	6-3	190	Jr.	Noblesville, Ind./Noblesville H.S./St. Francis (Ind.)
55	Marqueas Bell	G	6-3	185	Jr.	Kansas City, Mo./Park Hill H.S.
7	Landren Blocker	G	6-5	210	So.	Little Rock, Ark./Little Rock Christian H.S./Louisiana Tech
4	Troy Cole, Jr.	G	6-4	200	Sr.	Donaldsonville, La./Donaldsonville H.S./Highland CC
1	PJ Farmer	G	6-0	180	Fr.	Charleston, Mo./Sikeston H.S.
22	Saxton Hoepker	F	6-8	215	Sr.	Nashville, Ill./Nashville H.S./Southwestern Illinois College
18	David Idada	C	7-0	270	Sr.	Barendrecht, Netherlands/Golden State Prep
30	Elliot Lowndes	F	7-0	200	Sr.	Cobden, Ill./Cobden H.S./John A. Logan College
25	Jay Reynolds	G	6-3	195	R-Fr.	Cape Girardeau, Mo./Central H.S.
3	Trace Sadler	F	7-0	220	Fr.	Sikeston, Mo./Sikeston H.S.
9	Blaize Sagna	G	6-3	190	Gr.	London, England/Stetson University
44	Braxton Stacker	G	6-5	205	Sr.	Fairview Heights, Ill./Cardinal Ritter H.S./Murray State
15	Brendan Terry	F	6-7	220	Sr.	Santa Monica, Calif./Crossroads H.S./Pensacola State Coll.
2	BJ Ward	G	6-0	195	Jr.	St. Louis, Mo./Chaminade College Prep School

**Head Coach:** Brad Korn (Sixth Year)**Associate Head Coach:** J.R. Reynolds (Fourth Year)**Assistant Coaches:** LaDon Champagnie (Third Year), Ryan Strohm (Third Year), DJ Byrd (Second Year)**Graduate Assistant:** Sam Bledsoe**Managers:** Connor Cameron, Steven Creaghan, Troy Perhacs, David Hasenstab, Lucas Hoekel, Ian Nixon, Christian Johnson

## Breakdown by Class

Total Squad Members.....	14
Graduate.....	1
Seniors.....	6
Juniors.....	3
Sophomores.....	1
Freshmen.....	3

## Geographical

Arkansas.....	1
California.....	1
Illinois.....	3
Indiana.....	1
England.....	1
Louisiana.....	1
Missouri.....	5
Netherlands.....	1

## By Position

Center.....	2
Forward.....	3
Guard.....	9

## Pronunciations

Luke Almodovar.....	AL-MO-DOE-VAR
Marqueas Bell.....	mar-KEZ
LaDon Champagnie.....	sham-PUH-knee
Saxton Hoepker.....	HEP-kerr
David Idada.....	EE-dah-dah
Ellot Lowndes.....	rhymes with towns
Blaize Sagna.....	say-nia

# SOUTHEAST MISSOURI BASKETBALL NOTES



**UT MARTIN**  
**FEBRUARY 17**

**2025-26 RADIO/TV ROSTER**



**1** | **PJ Farmer**  
G / 6-2 / 180 / Fr.  
Charleston, Mo.



**2** | **BJ Ward**  
G / 6-0 / 195 / Jr.  
St. Louis, Mo.



**3** | **Trace Sadler**  
C / 7-1 / 220 / Fr.  
Sikeston, Mo.



**4** | **Troy Cole, Jr.**  
G / 6-4 / 200 / Sr.  
Donaldsonville, La.



**7** | **Landren Blocker**  
G / 6-5 / 210 / So.  
Little Rock, Ark.



**9** | **Blaize Sagna**  
G / 6-3 / 190 / Gr.  
London, England




**10** | **Luke Almodovar**  
G / 6-3 / 190 / Jr.  
Noblesville, Ind.



**15** | **Brendan Terry**  
F / 6-7 / 220 / Sr.  
Santa Monica, Calif.



**18** | **David Idada**  
C / 7-0 / 270 / Sr.  
Barendrecht, Netherlands



**22** | **Saxton Hoepker**  
F / 6-8 / 215 / Sr.  
Nashville, Ill.




**25** | **Jay Reynolds**  
G / 6-3 / 195 / R-Fr.  
Cape Girardeau, Mo.



**30** | **Elliot Lowndes**  
F / 7-0 / 200 / Sr.  
Cobden, Ill.



**44** | **Braxton Stacker**  
G / 6-5 / 205 / Sr.  
Fairview Heights, Ill.



**55** | **Marqueas Bell**  
G / 6-3 / 185 / Jr.  
Kansas City, Mo.



**Brad Korn**  
Head Coach  
Sixth Year




**J.R. Reynolds**  
Associate Head Coach  
Fourth Year



**LaDon Champagnie**  
Assistant Coach  
Third Year



**Ryan Strohm**  
Assistant Coach/Operations  
Third Year



**DJ Byrd**  
Assistant Coach  
Second Year



**Sam Bledsoe**  
Graduate Assistant  
Second Year




**Connor Cameron**  
Manager




**Steven Creaghan**  
Manager



**Troy Perhacs**  
Manager



**David Hasenstab**  
Manager



**Lucas Hoekel**  
Manager



**Ian Nixon**  
Manager



**Christian Johnson**  
Manager



# SOUTHEAST MISSOURI BASKETBALL NOTES

## 2025-26 STATISTICS



### Game Records

Record	Overall	Home	Away	Neutral
ALL GAMES	16-11	9-4	6-7	1-0
CONFERENCE	11-5	6-2	5-3	0-0
NON-CONFERENCE	5-6	3-2	1-4	1-0

### Score by Periods

Team	1st	2nd	OT	TOT
Southeast Mo. St.	971	1074	0	2045
Opponents	936	993	0	1929

### Team Box Score

No. Player					Total		3-Point		F-Throw		Rebounds												
		GP-GS	MIN	AVG	FG-FGA	FG%	3FG-3FGA	3FG%	FT-FTA	FT%	OFF	DEF	TOT	AVG	PF	DQ	A	TO	BLK	STL	PTS	AVG	
10	ALMODOVAR, Luke	27-17	719:51	26.7	130-299	.435	58-171	.339	70-96	.729	11	81	92	3.4	46	0	19	27	5	22	388	14.4	
44	STACKER, Braxton	27-27	734:42	27.2	102-243	.420	39-120	.325	74-91	.813	18	67	85	3.1	68	1	39	36	9	28	317	11.7	
2	WARD, BJ	27-27	814:02	30.1	111-276	.402	41-118	.347	49-59	.831	21	38	59	2.2	57	0	105	51	3	23	312	11.6	
15	TERRY, Brendan	27-18	654:21	24.2	118-214	.551	7-20	.350	52-90	.578	45	104	149	5.5	77	4	57	49	23	19	295	10.9	
55	BELL, Marquesas	27-10	593:11	22.0	89-158	.563	1-5	.200	66-91	.725	32	107	139	5.1	36	0	49	42	2	18	245	9.1	
7	BLOCKER, Landren	27-22	483:42	17.9	60-113	.531	7-20	.350	26-54	.481	43	59	102	3.8	72	4	17	22	18	27	153	5.7	
4	COLE JR., Troy	27-4	343:21	12.7	30-83	.361	3-36	.083	31-44	.705	12	34	46	1.7	45	0	14	22	2	15	94	3.5	
30	LOWNDES, Elliot	27-0	205:36	7.6	28-56	.500	11-31	.355	4-8	.500	10	26	36	1.3	36	0	6	8	14	7	71	2.6	
18	IDADA, David	27-10	304:14	11.3	17-28	.607	0-0	.000	25-44	.568	31	44	75	2.8	37	0	9	14	13	2	59	2.2	
1	FARMER, PJ	26-0	262:57	10.1	22-52	.423	2-18	.111	10-17	.588	9	31	40	1.5	26	0	29	24	0	14	56	2.2	
9	SAGNA, Blaize	21-0	189:16	9.0	10-33	.303	6-26	.231	5-6	.833	7	18	25	1.2	20	0	8	6	2	6	31	1.5	
25	REYNOLDS, Jay	9-0	49:50	5.5	4-18	.222	3-14	.214	1-2	.500	1	2	3	0.3	4	0	1	2	0	0	12	1.3	
3	SADLER, Trace	13-0	47:27	3.6	6-7	.857	0-0	.000	0-1	.000	1	4	5	0.4	3	0	0	2	3	0	12	0.9	
Team											22	26	48					15					
Total		27	5402		727-1580	.460	178-579	.307	413-603	.685	263	641	904	33.5	527	9	353	320	94	181	2045	75.7	
Opponents		27	5400		647-1475	.439	171-507	.337	464-640	.725	234	625	859	31.8	492	11	281	374	84	193	1929	71.4	

### Team Statistics

	SEMO	OPP
<b>Scoring</b>	<b>2045</b>	<b>1929</b>
Points per game	75.7	71.4
Scoring margin	+4.3	-
<b>Field goals-att</b>	<b>727-1580</b>	<b>647-1475</b>
Field goal pct	.460	.439
<b>3 point fg-att</b>	<b>178-579</b>	<b>171-507</b>
3-point FG pct	.307	.337
3-pt FG made per game	6.6	6.3
<b>Free throws-att</b>	<b>413-603</b>	<b>464-640</b>
Free throw pct	.685	.725
F-Throws made per game	15.3	17.2
<b>Rebounds</b>	<b>904</b>	<b>859</b>
Rebounds per game	33.5	31.8
Rebounding margin	+1.7	-
<b>Assists</b>	<b>353</b>	<b>281</b>
Assists per game	13.1	10.4
<b>Turnovers</b>	<b>320</b>	<b>374</b>
Turnovers per game	11.9	13.9
Turnover margin	+2.0	-
Assist/turnover ratio	1.1	0.8
<b>Steals</b>	<b>181</b>	<b>193</b>
Steals per game	6.7	7.1
<b>Blocks</b>	<b>94</b>	<b>84</b>
Blocks per game	3.5	3.1
<b>Winning streak</b>	<b>1</b>	<b>-</b>
Home win streak	4	-
<b>Attendance</b>	<b>24835</b>	<b>38718</b>
Home games-Avg/Game	13-1910	13-2978
Neutral site-Avg/Game	-	1-86

### Team Results

Date	Opponent		Score	Att.
11/03/2025	at Saint Louis	L	67-92	5364
11/07/2025	at Missouri	L	84-89	11314
11/12/2025	Webster	W	87-41	1375
11/15/2025	St. Thomas (MN)	L	72-84	1750
11/18/2025	at Iowa	L	70-99	9302
11/25/2025	vs Cal Poly	W	84-68	86
11/26/2025	at Northern Ariz.	L	72-79	231
11/29/2025	Lipscomb	L	77-88	698
12/02/2025	St. Mary-Woods	W	88-57	1345
12/06/2025	at Chattanooga	W	74-70	3055
12/14/2025	St. Xavier	W	88-65	1482
12/18/2025	at Tennessee Tech	L	74-85	751
12/20/2025	at Tennessee St.	W	91-82	327
01/01/2026	Eastern Ill.	W	68-59	2132
01/03/2026	Western Ill.	W	73-50	1846
01/08/2026	at Southern Ind.	W	84-76	1069
01/10/2026	at Morehead St.	L	69-71	1117
01/15/2026	Lindenwood	L	76-88	3892
01/17/2026	SIUE	L	55-68	3020
01/20/2026	UT Martin	W	66-50	1924
01/22/2026	Little Rock	W	70-65	1463
01/29/2026	at Western Ill.	W	78-74	527
01/31/2026	at Eastern Ill.	W	77-59	1337
02/05/2026	Morehead St.	W	82-70	1930
02/07/2026	Southern Ind.	W	90-65	1978
02/12/2026	at SIUE	L	56-74	2323
02/14/2026	at Lindenwood	W	73-61	2001



# SOUTHEAST MISSOURI BASKETBALL NOTES



**UT MARTIN**  
**FEBRUARY 17**

**2025-26 OVC STATISTICS**

## Game Records

Record	Overall	Home	Away	Neutral
ALL GAMES	11-5	6-2	5-3	0-0
CONFERENCE	11-5	6-2	5-3	0-0
NON-CONFERENCE	0-0	0-0	0-0	0-0

## Score by Periods

Team	1st	2nd	OT	TOT
Southeast Mo. St.	557	625	0	1182
Opponents	526	571	0	1097

## Team Box Score

No.	Player				Total		3-Point		F-Throw		Rebounds											
		GP-GS	MIN	AVG	FG-FGA	FG%	3FG-3FGA	3FG%	FT-FTA	FT%	OFF	DEF	TOT	AVG	PF	DQ	A	TO	BLK	STL	PTS	AVG
10	ALMODOVAR, Luke	16-9	441:50	27.6	77-172	.448	35-98	.357	50-65	.769	6	47	53	3.3	27	0	11	16	3	13	239	14.9
2	WARD, BJ	16-16	489:51	30.6	68-163	.417	32-77	.416	32-37	.865	13	24	37	2.3	32	0	58	29	3	12	200	12.5
15	TERRY, Brendan	16-10	432:03	27.0	74-125	.592	6-14	.429	38-64	.594	28	73	101	6.3	47	2	44	33	18	8	192	12.0
44	STACKER, Braxton	16-16	430:39	26.9	52-136	.382	17-61	.279	41-56	.732	13	38	51	3.2	44	1	19	20	5	11	162	10.1
55	BELL, Marqueas	16-7	361:55	22.6	46-84	.548	0-0	.000	41-58	.707	19	65	84	5.3	21	0	28	21	1	11	133	8.3
7	BLOCKER, Landren	16-15	300:44	18.8	37-74	.500	5-13	.385	16-35	.457	27	35	62	3.9	48	3	8	14	12	22	95	5.9
4	COLE JR., Troy	16-0	183:10	11.4	15-41	.366	0-15	.000	18-26	.692	8	17	25	1.6	25	0	5	11	1	2	48	3.0
30	LOWNDES, Elliot	16-0	116:29	7.3	13-30	.433	7-20	.350	3-4	.750	4	14	18	1.1	20	0	4	3	8	5	36	2.3
1	FARMER, PJ	16-0	157:26	9.8	13-26	.500	2-7	.286	6-9	.667	5	17	22	1.4	14	0	15	12	0	12	34	2.1
18	IDADA, David	16-7	163:51	10.2	5-15	.333	0-0	.000	15-30	.500	18	27	45	2.8	22	0	6	9	8	0	25	1.6
9	SAGNA, Blaize	12-0	104:39	8.7	5-17	.294	5-17	.294	2-3	.667	3	7	10	0.8	15	0	5	4	1	5	17	1.4
25	REYNOLDS, Jay	4-0	08:52	2.2	0-3	.000	0-3	.000	1-2	.500	0	1	1	0.3	0	0	0	1	0	0	1	0.3
3	SADLER, Trace	6-0	10:60	1.8	0-0	.000	0-0	.000	0-0	.000	0	0	0	0.0	0	0	0	1	1	0	0	0.0
Team											9	15	24					10				
Total		16	3202		405-886	.457	109-325	.335	263-389	.676	153	380	533	33.3	315	6	203	184	61	101	1182	73.9
Opponents		16	3200		362-861	.420	97-287	.338	276-386	.715	142	353	495	30.9	300	7	159	199	52	106	1097	68.6

## Team Statistics

	SEMO	OPP
<b>Scoring</b>	<b>1182</b>	<b>1097</b>
Points per game	73.9	68.6
Scoring margin	+5.3	-
<b>Field goals-att</b>	<b>405-886</b>	<b>362-861</b>
Field goal pct	.457	.420
<b>3 point fg-att</b>	<b>109-325</b>	<b>97-287</b>
3-point FG pct	.335	.338
3-pt FG made per game	6.8	6.1
<b>Free throws-att</b>	<b>263-389</b>	<b>276-386</b>
Free throw pct	.676	.715
F-Throws made per game	16.4	17.3
<b>Rebounds</b>	<b>533</b>	<b>495</b>
Rebounds per game	33.3	30.9
Rebounding margin	+2.4	-
<b>Assists</b>	<b>203</b>	<b>159</b>
Assists per game	12.7	9.9
<b>Turnovers</b>	<b>184</b>	<b>199</b>
Turnovers per game	11.5	12.4
Turnover margin	+0.9	-
Assist/turnover ratio	1.1	0.8
<b>Steals</b>	<b>101</b>	<b>106</b>
Steals per game	6.3	6.6
<b>Blocks</b>	<b>61</b>	<b>52</b>
Blocks per game	3.8	3.3
<b>Winning streak</b>	<b>1</b>	<b>-</b>
Home win streak	4	-
<b>Attendance</b>	<b>18185</b>	<b>9452</b>
Home games-Avg/Game	8-2273	8-1182
Neutral site-Avg/Game	-	0-0

## Team Results

Date	Opponent		Score	Att.
12/18/2025	at Tennessee Tech	L	74-85	751
12/20/2025	at Tennessee St.	W	91-82	327
01/01/2026	Eastern Ill.	W	68-59	2132
01/03/2026	Western Ill.	W	73-50	1846
01/08/2026	at Southern Ind.	W	84-76	1069
01/10/2026	at Morehead St.	L	69-71	1117
01/15/2026	Lindenwood	L	76-88	3892
01/17/2026	SIUE	L	55-68	3020
01/20/2026	UT Martin	W	66-50	1924
01/22/2026	Little Rock	W	70-65	1463
01/29/2026	at Western Ill.	W	78-74	527
01/31/2026	at Eastern Ill.	W	77-59	1337
02/05/2026	Morehead St.	W	82-70	1930
02/07/2026	Southern Ind.	W	90-65	1978
02/12/2026	at SIUE	L	56-74	2323
02/14/2026	at Lindenwood	W	73-61	2001



# SOUTHEAST MISSOURI BASKETBALL NOTES

## 2025-26 STATISTICS

UT MARTIN  
FEBRUARY 17



### Comparison Game-by-Game (SEMO/Opponent)

Opponent	1st	2nd	Score	Mar	Total FG	FG Pct	3-Pointers	3FG Pct	Free Throws	FT Pct	Rebounds (Mar)	Assist	T/Over	Block	Steal	Fouls
Saint Louis	35/44	32/48	67-92	(25)	22-62/33-67	.355/.493	5-20/9-29	.250/.310	18-26/17-21	.692/.810	29/54 (25)	7/10	9/15	3/1	6/6	19/24
Missouri	51/46	33/43	84-89	(5)	29-63/32-54	.460/.593	9-30/6-15	.300/.400	17-21/19-31	.810/.613	33/30 +3	14/13	16/19	1/6	11/10	25/17
Webster	46/22	41/19	87-41	+46	33-64/16-59	.516/.271	8-28/3-16	.286/.188	13-22/6-8	.591/.750	38/29 +9	24/7	7/20	5/1	10/4	13/14
St. Thomas (Minn.)	29/41	43/43	72-84	(12)	30-67/27-46	.448/.587	5-18/8-18	.278/.444	7-12/22-26	.583/.846	27/29 (2)	11/12	13/16	2/2	6/7	21/15
Iowa	25/49	45/50	70-99	(29)	26-50/30-49	.520/.612	6-16/10-23	.375/.435	12-21/29-39	.571/.744	26/28 (2)	10/17	17/11	1/2	4/11	25/20
Cal Poly	29/31	55/37	84-68	+16	31-68/16-54	.456/.296	7-28/5-24	.250/.208	15-17/31-37	.882/.838	39/41 (2)	13/6	12/19	4/3	7/7	26/20
Northern Arizona	29/39	43-40	72-79	(7)	30-68/28-53	.441/.528	5-24/5-13	.208/.385	7-13/18-25	.538/.720	33/37 (4)	14/12	8/11	5/5	5/6	19/15
Lipscomb	30/38	47/50	77-88	(11)	25-61/29-58	.410/.500	4-18/11-25	.222/.440	23-30/19-26	.767/.731	39/32 +7	8/20	17/16	1/2	2/8	23/22
St. Mary of the Woods	50/32	38/25	88-57	+31	35-68/26-65	.515/.400	3-22/2-16	.136/.125	15-18/3-5	.833/.600	38/27 +11	17/8	11/17	4/3	12/9	9/14
Chattanooga	44/46	30/24	74-70	+4	30-62/25-50	.484/.500	9-25/7-17	.360/.412	5-9/13-17	.556/.765	32/27 +5	13/12	11/12	3/3	6/7	18/13
Saint Xavier (Ill.)	46/42	42/43	88-65	+23	31-61/23-59	.508/.390	8-25/8-24	.320/.333	18-25/11-19	.720/.579	37/30 +7	19/5	15/19	4/4	11/12	14/18
Tennessee Tech	35/34	39/51	74-85	(11)	21-60/22-50	.350/.440	8-26/6-15	.308/.400	24-31/35-42	.774/.833	38/36 +2	9/12	14/11	5/6	4/7	28/22
Tennessee State	44/37	47/45	91-82	+9	30-52/25-59	.577/.424	9-20/6-15	.450/.400	22-29/26-36	.759/.722	39/28 +11	16/9	19/10	4/5	4/9	25/21
Eastern Illinois	30/37	38/22	68-59	+9	27-60/19-54	.450/.352	5-18/5-16	.278/.313	9-20/16-22	.450/.727	37/28 +9	17/8	10/12	7/3	8/6	17/20
Western Illinois	34/27	39/23	73-50	+23	28-52/14-43	.538/.326	4-13/3-16	.308/.188	13-19/19-26	.684/.731	30/22 +8	11/7	11/17	2/1	9/3	23/17
Southern Indiana	43/36	41/40	84-76	+8	31-54/23-55	.574/.418	7-14/7-25	.500/.280	15-28/23-27	.536/.852	29/33 (4)	13/9	9/15	6/4	10/6	20/21
Morehead State	38/30	31/41	69-71	(2)	24-57/27-47	.421/.574	7-21/4-11	.333/.364	14-21/13-18	.667/.722	24/30 (6)	17/10	5/12	1/3	8/3	19/19
Lindenwood	18/45	58/43	76-88	(12)	26-70/29-59	.371/.492	7-26/7-19	.269/.368	17-26/23-35	.654/.657	36/40 (4)	9/13	14/16	2/5	8/10	25/19
SIU Edwardsville	21/43	34/25	55-68	(13)	18-46/24-51	.391/.471	4-14/8-17	.286/.471	15-23/12-17	.652/.706	25/31 (6)	9/15	13/11	4/4	4/8	14/11
UT Martin	40/20	26/30	66-50	+16	23-58/16-49	.397/.327	11-32/5-22	.344/.227	9-17/13-22	.529/.591	33/37 (4)	15/6	12/21	2/3	6/7	18/16
Little Rock	33/30	37/35	70-65	+5	24-53/4/22-60	.453/.367	7-23/9-21	.304/.429	15-21/12-17	.714/.706	35/31 +4	16/12	11/8	1/6	4/8	14/16
Western Illinois	36/29	42/45	78-74	+4	25-46/22-55	.543/.400	5-18/10-27	.278/.370	23-33/20-29	.697/.69	33/26 +7	15/8	13/7	0/0	5/9	23/24
Eastern Illinois	37/24	40/35	77-59	+18	29-58/20-51	.500/.392	11-27/8-17	.407/.471	8-11/11-15	.727/.733	33/27 +6	20/9	10/14	5/2	7/7	16/11
Morehead State	43/29	39/41	82-70	+12	29-57/27-54	.509/.500	9-20/5-14	.450/.357	15-22/11-14	.682/.786	30/25 +5	11/10	15/14	6/3	7/6	15/22
Southern Indiana	39/42	51/23	90-65	+25	30-56/22-59	.536/.373	2-12/5-19	.167/.263	28-32/16-23	.875/.696	38/26 +12	7/8	6/11	6/1	6/3	19/21
SIU Edwardsville	40/34	16/40	56-74	(18)	19-56/28-58	.339/.483	10-26/6-17	.385/.353	8-16/12-18	.500/.667	30/43 (13)	7/13	10/10	5/4	7/8	17/14
Lindenwood	26/29	47/32	73-61	+12	21-51/22-57	.412/.386	3-15/3-16	.200/.186	28-40/14-25	.700/.560	43/32 +11	11/10	12/10	5/1	4/6	22/26

UT Martin  
Little Rock  
Tennessee State  
Tennessee Tech

### Points in the Paint, Second Chance Points, Points Off Turnovers, Fastbreak Points, Bench Points

Opponent	W/L	POINTS IN THE PAINT		2ND CHANCE POINTS		POINTS OFF TURNOVERS		FAST BREAK POINTS		BENCH POINTS	
		SEMO	OPP.	SEMO	OPP.	SEMO	OPP.	SEMO	OPP.	SEMO	OPP.
Saint Louis	L	28	48	5	12	19	9	8	20	12	28
Missouri	L	28	46	9	8	13	17	9	16	24	24
Webster	W	50	20	12	6	27	6	21	4	50	19
St. Thomas (Minn.)	L	36	38	10	2	17	17	7	13	11	36
Iowa	L	34	38	15	16	14	26	6	4	20	50
Cal Poly	W	40	22	14	19	23	13	11	9	11	37
Northern Arizona	L	48	38	15	17	13	9	7	12	25	19
Lipscomb	L	32	36	12	8	15	19	4	19	19	36
St. Mary of the Woods	W	62	32	15	4	24	7	24	2	43	34
Chattanooga	W	38	28	15	7	16	11	6	6	39	20
St. Xavier (Ill.)	W	46	28	10	7	24	15	20	14	42	27
Tennessee Tech	L	22	30	21	12	9	15	14	25	32	24
Tennessee State	W	40	34	15	8	11	26	17	15	35	16
Eastern Illinois	W	42	24	13	2	12	8	14	12	22	20
Western Illinois	W	44	18	11	2	29	8	17	5	26	10
Southern Indiana	W	40	24	5	14	13	6	14	3	54	43
Morehead State	L	30	28	11	6	18	7	10	4	32	49
Lindenwood	L	34	44	11	19	19	20	13	25	43	2
SIU Edwardsville	L	20	26	7	9	6	6	10	12	16	10
UT Martin	W	22	20	15	11	19	16	6	6	16	22
Little Rock	W	32	18	4	7	12	10	9	6	16	12
Western Illinois	W	40	24	3	6	12	15	8	12	23	12
Eastern Illinois	W	34	18	5	7	14	8	8	10	13	25
Morehead State	W	32	40	15	8	20	10	11	10	16	25
Southern Indiana	W	52	28	18	10	19	2	14	9	26	34
SIU Edwardsville	L	14	36	8	15	14	13	3	8	7	29
Lindenwood	W	36	28	5	8	12	8	15	11	31	4

UT Martin  
Little Rock  
Tennessee State  
Tennessee Tech

# SOUTHEAST MISSOURI BASKETBALL NOTES



**UT MARTIN**  
**FEBRUARY 17**

**2025-26 STATISTICS**

## Game-by-Game Leaders

Opponent	W/L	Score	Points	Rebounds	Assists	Blocks	Steals
Saint Louis	L	67-92	Ward - 16	Blocker - 7	Ward - 3	Stacker, Blocker, Lowndes - 1	Stacker - 3
Missouri	L	84-89	Stacker - 26	Stacker - 6	Ward - 7	Stacker - 1	Almodovar - 3
Webster	W	87-41	Bell - 15	Bell - 10	Ward - 7	Sadler - 2	Ward, Cole, Jr. - 2
St. Thomas (Minn.)	L	72-84	Almodovar - 20	Almodovar - 5	Bell - 5	Terry, Stacker - 1	Bell - 3
Iowa	L	70-99	Almodovar - 15	Farmer - 5	Ward - 5	Blocker - 1	Almodovar - 2
Cal Poly	W	84-68	Almodovar - 29	Idada - 6	Stacker - 6	Four tied - 1	Ward, Stacker - 2
Northern Arizona	L	72-79	Stacker - 15	Bell - 5	Ward - 7	Lowndes - 2	Stacker - 2
Lipscomb	L	77-88	Stacker - 24	Terry - 10	Stacker - 4	Blocker - 1	Cole, Jr. - 2
St. Mary of the Woods	W	88-57	Blocker - 14	Blocker - 7	Stacker - 5	Four tied - 1	Ward - 4
Chattanooga	W	74-70	Almodovar - 16	Blocker, Terry, Cole - 5	Ward - 4	Blocker, Terry, Almodovar - 1	Terry - 2
Saint Xavier (Ill.)	W	88-65	Bell - 19	Bell - 6	Farmer - 5	Four tied - 1	Cole, Jr. - 5
Tennessee Tech	L	74-85	Ward - 19	Ward, Lowndes - 6	Ward - 4	Lowndes - 2	Stacker - 2
Tennessee State	W	91-82	Bell - 22	Bell - 12	Stacker, Terry - 5	Stacker - 2	Ward - 2
Eastern Illinois	W	68-59	Stacker - 15	Bell - 9	Terry - 5	Terry - 4	Ward, Bell - 2
Western Illinois	W	73-50	Ward - 23	Ward - 9	Ward - 5	Sadler, Terry - 1	Blocker - 3
Southern Indiana	W	84-76	Terry - 30	Terry - 8	Ward - 5	Terry - 2	Almodovar - 3
Morehead State	L	69-71	Terry - 13	Stacker - 6	Ward, Farmer - 4	Blocker - 1	Almodovar - 3
Lindenwood	L	76-88	Almodovar - 21	Blocker - 9	Ward - 3	Blocker, Idada - 1	Sagna - 4
SIU Edwardsville	L	55-68	Almodovar - 14	Terry - 12	Terry, Ward - 2	Terry, Blocker - 2	Blocker - 2
UT Martin	W	66-50	Almodovar - 22	Terry - 8	Terry - 6	Blocker, Lowndes - 1	Bell - 3
Little Rock	W	70-65	Almodovar, Blocker - 13	Almodovar - 10	Terry - 4	Blocker - 1	Four tied - 1
Western Illinois	W	78-74	Terry - 16	Terry, Bell - 8	Ward - 7	-	Stacker - 2
Eastern Illinois	W	77-59	Terry - 22	Terry - 8	Ward - 8	Terry - 3	Lowndes - 2
Morehead State	W	82-70	Ward - 21	Stacker - 10	Ward - 4	Stacker, Idada - 2	Blocker, Farmer - 2
Southern Indiana	W	90-65	Terry - 22	Terry - 8	Terry - 5	Terry, Idada - 2	Terry, Blocker - 2
SIU Edwardsville	L	58-74	Ward - 20	Stacker - 7	Ward - 2	Terry - 2	Blocker - 3
Lindenwood	W	73-61	Bell - 25	Idada - 11	Ward - 4	Blocker - 2	Terry, Farmer, Blocker, Bell - 1
UT Martin							
Little Rock							
Tennessee State							
Tennessee Tech							

# SOUTHEAST MISSOURI BASKETBALL NOTES

## 2025-26 STATISTICS

UT MARTIN  
FEBRUARY 17



### Game-by-Game Starters

Opponent	W/L	Score	Guard	Guard	Guard/Forward/	Guard	Forward	First Man Off the Bench
Saint Louis	L	67-92	Ward	Stacker	Cole, Jr.	Almodovar	Terry	Blocker, 7 reb., 24 min.
Missouri	L	84-89	Ward	Stacker	Cole, Jr.	Almodovar	Terry	Bell, 13 pts., 2 reb., 16 min.
Webster	W	87-41	Ward	Stacker	Cole, Jr.	Almodovar	Terry	Bell, 15 pts., 10 reb., 5 assists, 23 min.
St. Thomas (Minn.)	L	72-84	Ward	Stacker	Cole, Jr.	Almodovar	Terry	Bell, 11 pts., 10 reb., 5 assists, 30 min.
Iowa	L	70-99	Ward	Stacker	Blocker	Almodovar	Terry	Idada, 2 reb., 15 min.
Cal Poly	W	84-68	Ward	Stacker	Blocker	Almodovar	Terry	Cole, Jr., 2 reb., 6 min.
Northern Arizona	L	72-79	Ward	Stacker	Blocker	Almodovar	Terry	Bell, 9 pts., 5 reb., 21 min.
Lipscomb	L	77-88	Ward	Stacker	Blocker	Almodovar	Terry	Idada, 6 pts., 4 reb., 13 min.
St. Mary of the Woods	W	88-57	Ward	Stacker	Blocker	Bell	Idada	Terry, 13 pts., 5 reb., 19 min.
Chattanooga	W	74-70	Ward	Stacker	Blocker	Bell	Idada	Almodovar, 16 pts., 5 reb., 27 min.
Saint Xavier (Ill.)	W	88-65	Ward	Stacker	Blocker	Bell	Idada	Almodovar, 14 pts., 3 reb., 19 min.
Tennessee Tech	L	74-85	Ward	Stacker	Blocker	Bell	Idada	Terry, 5 pts., 3 reb., 10 min.
Tennessee State	W	91-82	Ward	Stacker	Blocker	Bell	Idada	Almodovar, 19 pts., 3 reb., 26 min.
Eastern Illinois	W	68-59	Ward	Stacker	Blocker	Bell	Idada	Almodovar, 9 pts., 6 reb., 27 min.
Western Illinois	W	73-50	Ward	Stacker	Blocker	Bell	Idada	Terry, 10 pts., 5 reb., 21 min.
Southern Indiana	W	84-76	Ward	Stacker	Blocker	Bell	Idada	Terry, 30 pts., 8 reb., 32 min.
Morehead State	L	69-71	Ward	Stacker	Blocker	Bell	Idada	Terry, 13 pts., 5 reb., 23 min.
Lindenwood	L	76-88	Ward	Stacker	Blocker	Bell	Terry	Almodovar, 21 pts., 25 min.
SIU Edwardsville	L	55-68	Ward	Stacker	Blocker	Almodovar	Terry	Bell, 2 pts., 3 reb., 16 min.
UT Martin	W	66-50	Ward	Stacker	Blocker	Almodovar	Terry	Bell, 7 reb., 4 assists, 24 min.
Little Rock	W	70-65	Ward	Stacker	Blocker	Almodovar	Terry	Bell, 8 pts., 8 reb., 19 min.
Western Illinois	W	78-74	Ward	Stacker	Blocker	Almodovar	Terry	Bell, 15 pts., 8 reb., 25 min.
Eastern Illinois	W	77-59	Ward	Stacker	Blocker	Almodovar	Terry	Bell, 2 pts., 5 reb., 15 min.
Morehead State	W	82-70	Ward	Stacker	Blocker	Almodovar	Terry	Idada, 6 pts., 7 reb., 14 min.
Southern Indiana	W	90-65	Ward	Stacker	Blocker	Almodovar	Terry	Bell, 12 pts., 5 reb., 25 min.
SIU Edwardsville	L	56-74	Ward	Stacker	Blocker	Almodovar	Terry	Idada, 1 reb., 15 min.
Lindenwood	W	73-61	Ward	Stacker	Idada	Almodovar	Terry	Bell, 25 pts., 5 reb., 28 min.
UT Martin								
Little Rock								
Tennessee State								
Tennessee Tech								

### Starting Lineup Combinations

Record	Guard	Guard	Guard/Forward	Guard	Forward
1-3	Ward	Stacker	Cole, Jr.	Almodovar	Terry
7-5	Ward	Stacker	Blocker	Almodovar	Terry
7-2	Ward	Stacker	Blocker	Bell	Idada
0-1	Ward	Stacker	Blocker	Bell	Terry
1-0	Ward	Stacker	Idada, F	Almodovar	Terry

## SOUTHEAST MISSOURI BASKETBALL NOTES



**UT MARTIN**  
**FEBRUARY 17**

**2025-26 STATISTICS**

**Team Game-by-Game Statistics**

	Score	FG-A	Pct.	3FG-A	Pct.	FT-A	Pct.	OFF	DEF	Total	F	A	TO	B	S
<b>Southeast Missouri</b>	<b>L, 67-92</b>	<b>22-62</b>	<b>.355</b>	<b>5-20</b>	<b>.250</b>	<b>18-26</b>	<b>.692</b>	<b>7</b>	<b>22</b>	<b>28</b>	<b>19</b>	<b>7</b>	<b>9</b>	<b>3</b>	<b>6</b>
Saint Louis		33-67	.493	9-29	.310	17-21	.810	14	40	54	24	10	15	1	6
<b>Southeast Missouri</b>	<b>L, 84-89</b>	<b>29-63</b>	<b>.460</b>	<b>9-30</b>	<b>.300</b>	<b>17-21</b>	<b>.810</b>	<b>13</b>	<b>20</b>	<b>33</b>	<b>25</b>	<b>14</b>	<b>16</b>	<b>1</b>	<b>11</b>
Missouri		32-54	.593	6-15	.400	19-31	.613	9	21	30	17	13	19	6	10
<b>Southeast Missouri</b>	<b>/ W, 87-41</b>	<b>33-64</b>	<b>.516</b>	<b>8-28</b>	<b>.286</b>	<b>13-22</b>	<b>.591</b>	<b>8</b>	<b>30</b>	<b>38</b>	<b>13</b>	<b>24</b>	<b>7</b>	<b>5</b>	<b>10</b>
Webster		16-59	.271	3-16	.188	6-8	.750	11	18	29	14	7	20	1	4
<b>Southeast Missouri</b>	<b>L, 72-84</b>	<b>30-67</b>	<b>.448</b>	<b>5-18</b>	<b>.278</b>	<b>7-12</b>	<b>.583</b>	<b>6</b>	<b>21</b>	<b>27</b>	<b>21</b>	<b>11</b>	<b>13</b>	<b>2</b>	<b>6</b>
St. Thomas (Minn.)		27-46	.587	8-18	.444	22-26	.846	1	28	29	15	12	16	2	7
<b>Southeast Missouri</b>	<b>L, 70-99</b>	<b>26-50</b>	<b>.520</b>	<b>6-16</b>	<b>.375</b>	<b>12-21</b>	<b>.571</b>	<b>10</b>	<b>16</b>	<b>26</b>	<b>25</b>	<b>10</b>	<b>17</b>	<b>1</b>	<b>4</b>
Iowa		30-49	.612	10-23	.435	29-39	.744	9	19	28	20	17	11	2	11
<b>Southeast Missouri</b>	<b>W, 84-68</b>	<b>31-68</b>	<b>.456</b>	<b>7-28</b>	<b>.250</b>	<b>15-17</b>	<b>.882</b>	<b>13</b>	<b>26</b>	<b>39</b>	<b>26</b>	<b>13</b>	<b>12</b>	<b>7</b>	<b>7</b>
Cal Poly		16-54	.296	5-24	.208	31-37	.838	16	25	41	20	6	19	3	7
<b>Southeast Missouri</b>	<b>L, 72-79</b>	<b>30-68</b>	<b>.441</b>	<b>5-24</b>	<b>.208</b>	<b>7-13</b>	<b>.538</b>	<b>12</b>	<b>21</b>	<b>33</b>	<b>20</b>	<b>14</b>	<b>8</b>	<b>5</b>	<b>5</b>
Northern Arizona		28-53	.528	5-13	.385	18-25	.720	7	30	37	15	12	11	5	6
<b>Southeast Missouri</b>	<b>L, 77-88</b>	<b>25-61</b>	<b>.410</b>	<b>4-18</b>	<b>.222</b>	<b>23-30</b>	<b>.767</b>	<b>12</b>	<b>27</b>	<b>39</b>	<b>23</b>	<b>8</b>	<b>17</b>	<b>1</b>	<b>2</b>
Lipscomb		29-58	.500	11-25	.440	19-26	.731	6	26	32	22	20	16	2	8
<b>Southeast Missouri</b>	<b>W, 88-57</b>	<b>35-68</b>	<b>.515</b>	<b>3-22</b>	<b>.136</b>	<b>15-18</b>	<b>.833</b>	<b>10</b>	<b>28</b>	<b>38</b>	<b>8</b>	<b>17</b>	<b>11</b>	<b>4</b>	<b>12</b>
St. Mary of the Woods		26-65	.400	2-16	.125	3-5	.600	8	19	27	14	8	17	3	9
<b>Southeast Missouri</b>	<b>W, 74-70</b>	<b>30-62</b>	<b>.484</b>	<b>9-25</b>	<b>.360</b>	<b>5-9</b>	<b>.556</b>	<b>11</b>	<b>21</b>	<b>32</b>	<b>18</b>	<b>13</b>	<b>11</b>	<b>3</b>	<b>6</b>
Chattanooga		25-50	.500	7-17	.412	13-17	.765	4	23	27	13	12	12	3	7
<b>Southeast Missouri</b>	<b>W, 88-65</b>	<b>31-61</b>	<b>.508</b>	<b>8-25</b>	<b>.320</b>	<b>18-25</b>	<b>.720</b>	<b>8</b>	<b>29</b>	<b>37</b>	<b>14</b>	<b>19</b>	<b>15</b>	<b>4</b>	<b>11</b>
Saint Xavier (Ill.)		23-59	.390	8-24	.333	11-19	.579	7	23	30	18	5	19	4	12
<b>Southeast Missouri</b>	<b>L, 74-85</b>	<b>21-60</b>	<b>.350</b>	<b>8-26</b>	<b>.308</b>	<b>24-31</b>	<b>.774</b>	<b>16</b>	<b>22</b>	<b>38</b>	<b>28</b>	<b>9</b>	<b>14</b>	<b>5</b>	<b>4</b>
Tennessee Tech		22-50	.440	6-15	.400	35-42	.833	9	27	36	22	12	11	6	7
<b>Southeast Missouri</b>	<b>W, 91-82</b>	<b>30-52</b>	<b>.577</b>	<b>9-20</b>	<b>.450</b>	<b>22-29</b>	<b>.759</b>	<b>9</b>	<b>30</b>	<b>39</b>	<b>25</b>	<b>16</b>	<b>19</b>	<b>4</b>	<b>4</b>
Tennessee State		25-59	.424	6-15	.400	26-36	.722	9	19	28	21	9	10	5	9
<b>Southeast Missouri</b>	<b>W, 68-59</b>	<b>27-60</b>	<b>.450</b>	<b>5-18</b>	<b>.278</b>	<b>9-20</b>	<b>.450</b>	<b>11</b>	<b>26</b>	<b>37</b>	<b>17</b>	<b>17</b>	<b>10</b>	<b>7</b>	<b>8</b>
Eastern Illinois		19-54	.352	5-16	.313	16-22	.727	5	23	28	20	8	12	3	6
<b>Southeast Missouri</b>	<b>W, 73-50</b>	<b>28-52</b>	<b>.538</b>	<b>4-13</b>	<b>.308</b>	<b>13-19</b>	<b>.684</b>	<b>8</b>	<b>22</b>	<b>30</b>	<b>23</b>	<b>11</b>	<b>11</b>	<b>2</b>	<b>9</b>
Western Illinois		14-43	.326	3-16	.188	19-26	.731	6	16	22	17	7	17	1	3
<b>Southeast Missouri</b>	<b>W, 84-76</b>	<b>31-54</b>	<b>.574</b>	<b>7-14</b>	<b>.500</b>	<b>15-28</b>	<b>.536</b>	<b>7</b>	<b>22</b>	<b>29</b>	<b>20</b>	<b>13</b>	<b>9</b>	<b>6</b>	<b>10</b>
Southern Indiana		23-55	.418	7-25	.280	23-27	.852	12	21	33	21	9	15	4	6
<b>Southeast Missouri</b>	<b>L, 69-71</b>	<b>24-57</b>	<b>.421</b>	<b>7-21</b>	<b>.333</b>	<b>14-21</b>	<b>.667</b>	<b>11</b>	<b>13</b>	<b>24</b>	<b>19</b>	<b>17</b>	<b>5</b>	<b>1</b>	<b>8</b>
Morehead State		27-47	.574	4-11	.364	13-18	.722	8	22	30	19	10	12	3	3
<b>Southeast Missouri</b>	<b>L, 76-88</b>	<b>26-70</b>	<b>.371</b>	<b>7-26</b>	<b>.269</b>	<b>17-26</b>	<b>.654</b>	<b>12</b>	<b>24</b>	<b>36</b>	<b>25</b>	<b>9</b>	<b>14</b>	<b>2</b>	<b>8</b>
Lindenwood		29-59	.492	7-19	.368	23-35	.657	13	27	40	19	13	16	5	10
<b>Southeast Missouri</b>	<b>L, 55-68</b>	<b>18-46</b>	<b>.391</b>	<b>4-14</b>	<b>.286</b>	<b>15-23</b>	<b>.652</b>	<b>6</b>	<b>19</b>	<b>25</b>	<b>14</b>	<b>9</b>	<b>13</b>	<b>4</b>	<b>4</b>
SIU Edwardsville		24-51	.471	8-17	.471	12-17	.706	7	24	31	11	15	11	4	8
<b>Southeast Missouri</b>	<b>W, 66-50</b>	<b>23-58</b>	<b>.397</b>	<b>11-32</b>	<b>.344</b>	<b>9-17</b>	<b>.529</b>	<b>14</b>	<b>19</b>	<b>33</b>	<b>18</b>	<b>15</b>	<b>12</b>	<b>2</b>	<b>6</b>
UT Martin		16-49	.327	5-22	.227	13-22	.591	16	21	37	16	6	21	3	7
<b>Southeast Missouri</b>	<b>W, 70-65</b>	<b>24-53</b>	<b>.453</b>	<b>7-23</b>	<b>.304</b>	<b>15-21</b>	<b>.714</b>	<b>6</b>	<b>29</b>	<b>35</b>	<b>14</b>	<b>16</b>	<b>11</b>	<b>1</b>	<b>4</b>
Little Rock		22-60	.367	9-21	.429	12-17	.706	8	23	31	16	12	8	6	8
<b>Southeast Missouri</b>	<b>W, 78-74</b>	<b>25-46</b>	<b>.543</b>	<b>5-18</b>	<b>.278</b>	<b>23-33</b>	<b>.697</b>	<b>4</b>	<b>29</b>	<b>33</b>	<b>23</b>	<b>15</b>	<b>13</b>	<b>0</b>	<b>5</b>
Western Illinois		22-55	.400	10-27	.370	20-29	.690	8	18	26	24	8	7	0	9
<b>Southeast Missouri</b>	<b>W, 77-59</b>	<b>29-58</b>	<b>.500</b>	<b>11-27</b>	<b>.407</b>	<b>8-11</b>	<b>.727</b>	<b>9</b>	<b>24</b>	<b>33</b>	<b>16</b>	<b>20</b>	<b>10</b>	<b>5</b>	<b>7</b>
Eastern Illinois		20-51	.392	8-17	.471	11-15	.733	6	21	27	11	9	14	2	7
<b>Southeast Missouri</b>	<b>W, 82-70</b>	<b>29-57</b>	<b>.509</b>	<b>9-20</b>	<b>.450</b>	<b>15-22</b>	<b>.682</b>	<b>11</b>	<b>19</b>	<b>30</b>	<b>15</b>	<b>11</b>	<b>15</b>	<b>6</b>	<b>7</b>
Morehead State		27-54	.500	5-14	.357	11-14	.786	6	19	25	22	10	14	3	6
<b>Southeast Missouri</b>	<b>W, 90-65</b>	<b>30-56</b>	<b>.536</b>	<b>2-12</b>	<b>.167</b>	<b>28-32</b>	<b>.875</b>	<b>12</b>	<b>26</b>	<b>38</b>	<b>19</b>	<b>7</b>	<b>6</b>	<b>6</b>	<b>6</b>
Southern Indiana		22-59	.373	5-19	.263	16-23	.696	11	15	26	21	8	11	1	3
<b>Southeast Missouri</b>	<b>L, 56-74</b>	<b>19-56</b>	<b>.339</b>	<b>10-26</b>	<b>.385</b>	<b>8-16</b>	<b>.500</b>	<b>8</b>	<b>22</b>	<b>30</b>	<b>17</b>	<b>7</b>	<b>10</b>	<b>5</b>	<b>7</b>
SIU Edwardsville		28-58	.483	6-17	.353	12-18	.667	11	32	43	14	13	10	4	8
<b>Southeast Missouri</b>	<b>W, 73-61</b>	<b>21-51</b>	<b>.412</b>	<b>3-15</b>	<b>.200</b>	<b>28-40</b>	<b>.700</b>	<b>9</b>	<b>34</b>	<b>43</b>	<b>22</b>	<b>11</b>	<b>12</b>	<b>5</b>	<b>4</b>
Lindenwood		22-57	.386	3-16	.188	14-25	.560	7	25	32	26	10	10	1	6
<b>Southeast Missouri</b>															
UT Martin															
<b>Southeast Missouri</b>															
Little Rock															
<b>Southeast Missouri</b>															
Tennessee State															
<b>Southeast Missouri</b>															
Tennessee Tech															



## 2025-26 STATISTICS

UT MARTIN  
FEBRUARY 172025-26 Game-by-Game Leaders  
Summary (# of Games)/

## Points

Luke Almodovar.....	8
Brendan Terry.....	5
BJ Ward.....	5
Braxton Stacker.....	4
Marqueas Bell.....	4
Landren Blocker.....	2

## Rebounds

Brendan Terry.....	8
Marqueas Bell.....	6
Landren Blocker.....	4
Braxton Stacker.....	4
BJ Ward.....	2
Luke Almodovar.....	2
David Idada.....	2
PJ Farmer.....	1
Troy Cole, Jr.....	1
Elliot Lowndes.....	1

## Assists

BJ Ward.....	16
Brendan Terry.....	6
Braxton Stacker.....	4
PJ Farmer.....	2
Marqueas Bell.....	1

## Blocks

Brendan Terry.....	12
Landren Blocker.....	11
Elliot Lowndes.....	6
Braxton Stacker.....	6
David Idada.....	6
Luke Almodovar.....	2
Trace Sadler.....	2
Marqueas Bell.....	1

## Steals

Braxton Stacker.....	6
Landren Blocker.....	7
BJ Ward.....	5
Luke Almodovar.....	5
Marqueas Bell.....	4
Troy Cole, Jr.....	3
PJ Farmer.....	3
Brendan Terry.....	3
Blaize Sagna.....	1
Elliot Lowndes.....	1

## Dunks

Luke Almodovar.....	21
Landren Blocker.....	19
Braxton Stacker.....	9
Brendan Terry.....	8
Elliot Lowndes.....	6
Troy Cole, Jr.....	6
Trace Sadler.....	5
Marqueas Bell.....	3
David Idada.....	2
PJ Farmer.....	1

## Games Played/Started

	2025-26	Career
BJ Ward	27/27	89/61
Braxton Stacker	27/27	84/54
Brendan Terry	27/18	60/51
Marqueas Bell	27/10	71/15
Troy Cole, Jr.	27/4	60/23
Elliot Lowndes	27/0	59/14
David Idada	27/10	90/14
Landren Blocker	27/22	27/22
Luke Almodovar	27/17	27/17
Saxton Hoepker	-	13/0
PJ Farmer	26/0	26/0
Blaize Sagna	21/0	21/0
Trace Sadler	13/0	13/0
Jay Reynolds	9/0	9/0

## Career Ledger

## Double-Digit Point Games

	2025-26	Career
Braxton Stacker.....	19	37
Brendan Terry.....	16	34
BJ Ward.....	16	32
Luke Almodovar.....	20	20
Marqueas Bell.....	10	17
Troy Cole, Jr.....	-	6
Landren Blocker.....	3	3
PJ Farmer.....	1	1

## Double-Digit Rebound Games

	2025-26	Career
Marqueas Bell.....	3	3
David Idada.....	1	3
Brendan Terry.....	2	2
BJ Ward.....	-	1
Luke Almodovar.....	1	1
Braxton Stacker.....	1	1

## 30+ Point Games

	2025-26	Career
Brendan Terry.....	1	1

## 20+ Point Games

	2025-26	Career
Luke Almodovar.....	6	6
Brendan Terry.....	3	6
BJ Ward.....	3	4
Braxton Stacker.....	2	3
Marqueas Bell.....	2	2

## 8+ Rebound Games

	2025-26	Career
Brendan Terry.....	7	12
Marqueas Bell.....	6	6
David Idada.....	1	5
BJ Ward.....	1	3
Landren Blocker.....	2	2
Braxton Stacker.....	1	2
Elliot Lowndes.....	-	1
Troy Cole, Jr.....	-	1
PJ Farmer.....	1	1
Luke Almodovar.....	1	1

## 5+ Assist Games

	2025-26	Career
BJ Ward.....	7	14
Brendan Terry.....	5	6
Braxton Stacker.....	3	4
Marqueas Bell.....	2	2
PJ Farmer.....	1	1

## 3+ Steal Games

	2025-26	Career
Brendan Terry.....	-	6
BJ Ward.....	1	6
Braxton Stacker.....	2	4
Marqueas Bell.....	2	3
Troy Cole, Jr.....	1	2
Luke Almodovar.....	2	2
Landren Blocker.....	1	1
Blaize Sagna.....	1	1

## Double-Doubles

	2025-26	Career
Marqueas Bell.....	3	3
Brendan Terry.....	1	1
BJ Ward.....	-	1
Luke Almodovar.....	1	1
Braxton Stacker.....	1	1

## SEMO's 2025-26 Record:

At Home.....	9-4
On the Road.....	6-7
At Neutral Sites.....	1-0
In Ohio Valley Conference Games.....	11-5
In November.....	2-6
In December.....	4-1
In January.....	7-3
In February.....	3-1
In March.....	0-0
Leading at the Half.....	11-5
Trailing at the Half.....	5-6
Tied at the Half.....	0-0
In Overtime Games.....	0-0
The Redhawks Score First.....	8-1
In 1-4 Point Games.....	2-1
In 5-9 Point Games.....	4-2
In 10-14 Point Games.....	2-5
In 15+ Point Games.....	8-3
Leading with Five Minutes Left in Regulation.....	15-1
Trailing with Five Minutes Left in Regulation.....	0-10
Tied with Five Minutes Left in Regulation.....	1-0
Scoring Less than 50 Points.....	0-0
Scoring 50-59 Points.....	0-2
Scoring 60-69 Points.....	2-2
Scoring 70-79 Points.....	6-6
Scoring 80-89 Points.....	6-1
Scoring 90-99 Points.....	2-0
Scoring 100 or more Points.....	0-0
Giving up Less Than 50 Points.....	1-0
Giving up 50-59 Points.....	5-0
Giving up 60-69 Points.....	6-1
Giving up 70-79 Points.....	3-3
Giving up 80-89 Points.....	1-5
Giving up 90-99 Points.....	0-2
Giving up 100 or more Points.....	0-0
Shooting 50% or Better from the Field.....	10-1
Shooting Less Than 50% from the Field.....	6-10
Opponent Shoots 50% or Better from the Field.....	3-6
Opponent Shoots Less Than 50% from the Field.....	13-5
Outshooting Opponent.....	15-1
Outshot by Opponent.....	1-10
Field Goal Percentage is Tied.....	0-0
Shooting 50% or Better from 3-Point Range.....	1-0
Shooting Less Than 50% from 3-Point Range.....	15-11
Opponent Shoots 50% or Better from 3-Point Range.....	0-0
Opponent Shoots Less Than 50% from 3-Point Range.....	16-11
Shooting 50% or Better from the Free Throw Line.....	15-11
Shooting Less Than 50% from the Free Throw Line.....	1-0
Opponent Shoots 50% or Better from the Free Throw Line.....	16-11
Opponent Shoots Less Than 50% from the Free Throw Line.....	0-0
Shooting More Free Throws Than Opponent.....	8-4
Shooting Less Free Throws Than Opponent.....	8-7
Free Throws are Tied.....	0-0
SEMO's Starters Outscore Opponent's Starters.....	10-5
Opponent's Starters Outscore SEMO's Starters.....	6-6
Starter Scoring is Tied.....	0-0
Bench Outscores Opponent.....	11-4
Opponent Bench Outscores SEMO.....	5-6
Bench Scoring is Tied.....	0-1
Bench Contributes Double Figures in Points.....	16-10
No Redhawk Players Score Double Figures.....	0-0
Two Redhawk Players Score Double Figures.....	3-2
3+ Redhawk Players Score Double Figures.....	13-8
Outrebounding an Opponent.....	13-3
Opponent Outrebounds SEMO.....	3-8
Rebounds are Tied.....	0-0
Getting 10+ Assists.....	15-5
Getting 10+ Steals.....	4-1
Getting 5+ Blocks.....	6-3
Forcing more Turnovers than Opponent.....	11-6
Committing more Turnovers than Opponent.....	5-4
Turnovers are Tied.....	0-1



UT MARTIN  
FEBRUARY 17

2025-26 REDHAWKS



## LUKE ALMODOVAR

### 2025-26 Notes

- Leads the team with 14.4 points per game and 58 three-pointers made.
- Scored 20 or more points on six occasions.
- Finished with double figures in the scoring column 20 times.
- Had 10 or more points in 12 of his last 13 games
- Poured in a season-high 29 points with 27 in the second half to SEMO's big second half vs. Cal Poly (11/25).
- Scored 24 points at SEC member Missouri (11/7), 20 vs. St. Thomas (11/15), 21 vs. Lindenwood (1/15) and 22 vs. UT Martin (1/20).
- Made a season-high six 3-pointers vs. UT Martin (1/20) and drained five at SIU Edwardsville (2/12).
- Scored eight points in his first career NCAA Division I start at Saint Louis (11/3).
- Ranks 11th in the Ohio Valley Conference in scoring and sixth in 3-pointers made.
- Scored double figures in 16 of the last 18 contests.
- Made three or more 3-pointers in 10 games.
- Turned in his first career double-double with 13 points and 10 rebounds vs. Little Rock (1/22).
- Named OVC Co-Newcomer of the Week on Jan. 26.
- Scored 21 points and threw down a massive dunk that landed on ESPN SportsCenter vs. Southern Indiana (Feb. 7).

### Almodovar's Game-by-Game Statistics

2025-26	FG	3P	FT	O/D	REB	F	PTS	A	TO	B	S	M
at Saint Louis*	2-7	1-4	3-6	2/2	4	3	8	0	1	0	0	23
at Missouri*	9-20	5-13	1-2	1/3	4	2	24	2	3	0	3	34
Webster*	2-6	1-5	0-0	0/2	2	1	5	1	0	0	1	16
St. Thomas (Minn.)*	6-15	3-6	5-5	0/5	5	3	20	1	0	0	0	29
at Iowa*	6-9	2-4	1-2	1/0	1	2	15	0	2	0	2	26
vs. Cal Poly*	11-21	4-10	3-3	0/5	5	4	29	1	0	1	0	29
at Northern Arizona*	4-10	1-5	0-1	1/1	2	1	9	0	1	0	1	30
Lipscomb*	1-7	0-5	1-2	0/4	4	1	3	0	0	0	0	22
St. Mary of the Woods	2-11	0-6	2-5	0/5	5	0	6	1	1	1	1	18
at Chattanooga	6-13	4-9	0-1	0/4	4	1	16	1	2	0	1	28
Saint Xavier (Ill.)	4-8	2-6	4-5	0/3	3	1	14	1	1	0	0	19
at Tennessee Tech	5-10	2-7	5-7	1/3	4	4	17	0	2	0	0	22
at Tennessee State	6-11	3-6	4-4	0/3	3	4	19	0	0	0	1	26
Eastern Illinois	2-7	0-3	5-6	0/6	6	2	9	1	1	2	0	27
Western Illinois	4-7	1-3	4-4	0/3	3	3	13	0	1	0	0	19
at Southern Indiana	6-8	3-4	4-7	0/3	3	2	19	1	0	0	3	35
at Morehead State	4-12	3-8	0-0	0/2	2	3	11	1	0	0	3	25
Lindenwood	8-19	3-10	2-2	1/0	1	0	21	0	0	0	0	25
SIU Edwardsville*	4-10	1-4	5-6	0/1	1	0	14	1	1	0	0	26
UT Martin*	8-13	6-10	0-0	0/0	0	2	22	0	0	0	1	24
Little Rock*	4-13	2-9	3-3	0/10	10	1	13	3	3	0	1	35
at Western Illinois*	4-9	2-7	1-2	0/4	4	3	11	1	0	0	0	29
at Eastern Illinois*	4-11	2-9	3-4	1/3	4	1	13	1	1	0	0	22
Morehead State*	4-9	2-4	3-5	0/1	1	1	13	0	3	1	1	29
Southern Indiana*	6-12	0-3	9-10	1/3	4	1	21	0	0	0	1	33
at SIU Edwardsville*	5-13	5-9	1-3	2/4	6	0	16	0	3	0	2	35
at Lindenwood*	3-8	0-3	1-2	0/1	1	0	7	2	1	0	0	30
at UT Martin												
at Little Rock												
Tennessee State												
Tennessee Tech												

• - Game Started

### 2025-26 SEASON/CAREER-HIGHS

Points	29	vs. Cal Poly (11/25/25)
Total Rebounds	10	vs. Little Rock (1/22/26)
Offensive Rebounds	2	2x, last at SIU Edwardsville (2/12/26)
Defensive Rebounds	10	vs. Little Rock (1/22/26)
Field Goals Made	11	vs. Cal Poly (11/25/25)
Field Goals Attempted	21	vs. Cal Poly (11/25/25)
3-Point Field Goals Made	6	vs. UT Martin (1/20/26)
3-Point Field Goals Attempted	13	at Missouri (11/7/25)
Free Throws Made	9	vs. Southern Indiana (2/7/26)
Free Throws Attempted	10	vs. Southern Indiana (2/7/26)
Assists	3	vs. Little Rock (1/22/26)
Blocks	2	vs. Eastern Illinois (1/1/26)
Steals	3	3x, last at Morehead State (1/10/26)
Minutes	35	3x, last at SIU Edwardsville (2/12/26)

### Almodovar's Career Statistics at Southeast Missouri

Overall																					
Season	G-GS	Min	Avg	FG-FGA	Pct	3FG-3FGA	Pct	FT-FTA	Pct	Off	Def	Tot	Avg	PF	FO	A	TO	Blk	Stl	Pts	Avg
2025-26	27-17	720	26.7	130-299	.435	58-171	.339	70-96	.729	11	81	92	3.4	46	0	19	27	5	22	388	14.4
Ohio Valley Conference Games Only																					
Season	G-GS	Min	Avg	FG-FGA	Pct	3FG-3FGA	Pct	FT-FTA	Pct	Off	Def	Tot	Avg	PF	FO	A	TO	Blk	Stl	Pts	Avg
2025-26	16-9	444	27.8	77-172	.448	35-98	.357	50-65	.769	6	47	53	3.3	27	0	11	16	3	13	239	14.9

## 2025-26 REDHAWKS

UT MARTIN  
FEBRUARY 17

## MARQUEAS BELL

## 2025-26 Notes

- Came off the bench to score double figures his first four games of the season.
- Started the year with 10 points at Saint Louis (11/3) and followed that up with 13 points at Missouri (11/7).
- Registered a double-double in three games with 15 points and 10 rebounds vs. Webster (11/12), 11 points and 10 rebounds vs. St. Thomas (11/15) and a career-high 22 points and 12 boards at Tennessee State (12/20).
- Ranks fifth on the team in scoring with 9.1 points per game.
- Is second on the team with 5.1 rebounds per contest and rates third with 49 assists.
- Had nine points in his first start of the season vs. St. Mary of the Woods (12/2).
- Came off the bench to score a career-high 25 points at Lindenwood (2/14).
- Started 10 games.

## 2025-26 SEASON-HIGHS

Points	25	at Lindenwood (2/14/26)
Total Rebounds	12	at Tennessee State (12/20/25)
Offensive Rebounds	3	4x, last vs. UT Martin (1/20/26)
Defensive Rebounds	9	at Tennessee State (12/20/25)
Field Goals Made	8	2x, last at Lindenwood (2/14/26)
Field Goals Attempted	10	3x, last at Lindenwood (2/14/26)
3-Point Field Goals Made	1	vs. Saint Xavier (12/14/25)
3-Point Field Goals Attempted	2	vs. St. Mary of the Woods (12/2/25)
Free Throws Made	9	at Lindenwood (2/14/26)
Free Throws Attempted	14	at Lindenwood (2/14/26)
Assists	5	2x, last vs. St. Thomas (11/15/25)
Blocks	1	3x, last at Southern Indiana (1/8/26)
Steals	3	2x, last vs. UT Martin (1/20/26)
Minutes	36	at Tennessee State (12/20/25)

## Bell's Game-by-Game Statistics

2025-26	FG	3P	FT	O/D	REB	F	PTS	A	TO	B	S	M
at Saint Louis	4-9	0-1	2-2	0/4	4	1	10	1	0	0	0	22
at Missouri	4-6	0-0	5-6	0/2	2	1	13	1	3	0	1	16
Webster	6-8	0-0	3-4	2/8	10	0	15	5	1	0	1	23
St. Thomas (Minn.)	5-10	0-0	1-2	2/8	10	1	11	5	4	0	3	29
at Iowa	2-4	0-0	3-4	2/1	3	2	7	0	4	0	0	14
vs. Cal Poly	3-3	0-0	0-0	1/1	2	4	6	1	2	1	0	18
at Northern Arizona	4-10	0-1	1-1	1/4	5	1	9	2	0	0	0	21
Lipscomb	4-7	0-0	1-2	2/7	9	4	9	1	3	0	0	25
St. Mary of the Woods*	3-6	0-1	3-4	1/2	3	0	9	1	2	0	1	16
at Chattanooga*	2-5	0-1	0-1	0/1	1	0	4	1	1	0	0	22
Saint Xavier (Ill.)*	6-6	1-1	6-7	2/4	6	1	19	3	1	0	1	20
at Tennessee Tech*	1-4	0-0	3-4	3/1	4	1	5	2	2	0	1	25
at Tennessee State*	8-9	0-0	6-8	3/9	12	2	22	3	2	0	0	36
Eastern Illinois*	4-8	0-0	0-3	1/8	9	1	8	2	3	0	2	25
Western Illinois*	4-6	0-0	3-4	0/0	0	3	11	1	0	0	2	26
at Southern Indiana*	2-4	0-0	2-2	1/3	4	2	6	3	1	1	1	28
at Morehead State*	2-6	0-0	3-4	3/1	4	2	7	2	0	0	0	29
Lindenwood*	1-6	0-0	0-0	0/4	4	0	2	0	2	0	0	14
SIU Edwardsville	1-3	0-0	0-0	1/2	3	0	2	1	1	0	0	16
UT Martin	1-5	0-0	0-0	3/4	7	1	2	4	2	0	3	24
Little Rock	2-5	0-0	4-6	1/7	8	1	8	3	2	0	0	19
at Western Illinois	6-7	0-0	3-5	1/7	8	3	15	2	2	0	1	25
at Eastern Illinois	1-2	0-0	0-0	1/4	5	1	2	1	1	0	0	15
Morehead State	0-1	0-0	2-2	0/2	2	0	2	1	0	0	0	10
Southern Indiana	5-7	0-0	2-2	1/4	5	0	12	0	2	0	0	25
at SIU Edwardsville	0-1	0-0	4-4	0/4	4	0	4	1	1	0	0	14
at Lindenwood	8-10	0-0	9-14	0/5	5	4	25	2	0	0	1	28
at UT Martin												
at Little Rock												
Tennessee State												
Tennessee Tech												

• - Game Started

## CAREER-HIGHS

Points	25	at Lindenwood (2/14/26)
Total Rebounds	12	at Tennessee State (12/20/25)
Offensive Rebounds	3	4x, last vs. UT Martin (1/20/26)
Defensive Rebounds	9	at Tennessee State (12/20/25)
Field Goals Made	8	2x, last at Lindenwood (2/14/26)
Field Goals Attempted	11	at Eastern Illinois (2/15/24)
3-Point Field Goals Made	2	at SIU Edwardsville (2/17/24)
3-Point Field Goals Attempted	3	at SIU Edwardsville (2/17/24)
Free Throws Made	9	at Tennessee State (12/20/25)
Free Throws Attempted	14	at Lindenwood (2/14/26)
Assists	6	vs. UT Martin (2/24/24)
Blocks	1	4x, last at Southern Indiana (1/8/26)
Steals	3	3x, last vs. UT Martin (1/20/26)
Minutes	36	at Tennessee State (12/20/25)

## Bell's Career Statistics at Southeast Missouri

## Overall

Season	G-GS	Min	Avg	FG-FGA	Pct	3FG-3FGA	Pct	FT-FTA	Pct	Off	Def	Tot	Avg	PF	FO	A	TO	Blk	Stl	Pts	Avg
2023-24	25-5	297	11.9	42-96	.438	6-19	.316	30-45	.667	4	51	55	2.2	24	0	19	19	1	12	120	4.8
2024-25	19-0	191	10.1	24-51	.471	2-5	.400	14-17	.824	8	34	42	2.2	18	1	12	13	1	6	64	3.4
2025-26	27-10	592	21.9	89-158	.563	1-5	.200	66-91	.725	32	107	139	5.1	36	0	49	42	2	18	245	9.1
Totals	71-15	1080	15.2	155-305	.508	9-29	.310	110-153	.719	44	192	236	3.3	78	1	80	74	4	36	429	6.0


## Ohio Valley Conference Games Only

Season	G-GS	Min	Avg	FG-FGA	Pct	3FG-3FGA	Pct	FT-FTA	Pct	Off	Def	Tot	Avg	PF	FO	A	TO	Blk	Stl	Pts	Avg
2023-24	15-5	235	15.7	32-73	.438	5-14	.357	25-36	.694	4	38	42	2.8	16	0	17	15	1	10	94	6.3
2024-25	10-0	74	7.4	9-20	.450	0-0	.000	8-10	.800	3	10	13	1.3	4	0	4	5	0	3	26	2.6
2025-26	16-7	360	22.5	46-84	.548	0-0	.000	41-58	.707	19	65	84	5.3	21	0	28	21	1	11	133	8.3
Totals	41-12	669	16.3	87-177	.492	5-14	.357	74-104	.712	26	113	139	3.4	41	0	49	41	2	24	253	6.2



**UT MARTIN**  
**FEBRUARY 17**


**2025-26 REDHAWKS**



**GUARD**

6-5 | 210 | So.  
Little Rock, Ark.  
Little Rock Christian H.S.  
Louisiana Tech

**7**



## LANDREN BLOCKER

### 2025-26 Notes

- Started 22 of the last 23 games.
- Made his first career start at Big Ten Conference member Iowa (11/18).
- Averages 5.7 points and 3.8 rebounds.
- Ranks second on the team with 18 blocks.
- Came off the bench to lead the Redhawks with seven rebounds at Saint Louis (11/3).
- Had a season-high 14 points for his first double-digit scoring game vs. St. Mary of the Woods (12/2).
- Dropped in 10 points for his second double figure scoring game of the season at Morehead State (1/10).
- First SEMO player to make the You Got Mossed segment on NFL Countdown for his dunk vs. Eastern Illinois (1/1). His top play earned him a pair of receiving gloves from Randy Moss on Jan. 4.
- Grabbed a season-high nine rebounds vs. Lindenwood (1/15).
- Finished with 13 points vs. Little Rock (1/22).

### Blocker's Game-by-Game Statistics

2025-26	FG	3P	FT	O/D	REB	F	PTS	A	TO	B	S	M
at Saint Louis	0-4	0-1	0-0	2/5	7	1	0	1	2	1	0	24
at Missouri	2-2	1-1	1-2	1/2	3	3	6	1	0	0	0	21
Webster	3-4	0-0	1-4	2/3	5	2	7	0	0	0	1	18
St. Thomas (Minn.)	0-0	0-0	0-0	0/0	0	0	0	0	0	0	0	8
at Iowa*	1-4	1-2	1-2	1/1	2	5	4	2	0	1	0	13
vs. Cal Poly*	3-6	0-1	2-2	3/2	5	8	2	1	0	0	1	22
at Northern Arizona*	1-1	0-0	0-1	1/1	2	1	2	0	1	1	0	10
Lipscomb*	0-1	0-0	2-4	0/0	0	4	2	0	1	1	0	10
St. Mary of the Woods*	6-8	0-1	2-2	2/5	7	1	14	1	2	1	1	21
at Chattanooga*	4-5	0-1	1-2	3/2	5	4	9	1	0	1	1	18
Saint Xavier (Ill.)*	3-4	0-0	0-0	1/3	4	1	6	2	2	0	1	14
at Tennessee Tech*	1-3	0-0	1-2	2/3	5	4	3	1	0	0	0	19
at Tennessee State*	3-4	1-1	0-0	1/5	6	5	7	0	3	1	0	11
Eastern Illinois*	4-5	0-0	0-4	2/3	5	2	8	0	1	0	1	25
Western Illinois*	4-6	0-1	0-0	3/1	4	2	8	1	1	0	3	18
at Southern Indiana*	3-6	0-0	3-5	1/2	3	2	9	0	0	1	0	21
at Morehead State*	4-7	2-2	0-1	1/1	2	2	10	3	0	1	2	29
Lindenwood*	2-5	0-1	2-5	2/7	9	5	6	0	0	1	2	15
SIU Edwardsville*	0-3	0-2	0-0	1/2	3	4	0	1	1	2	2	18
UT Martin*	0-3	0-0	0-2	1/1	2	3	0	0	1	1	1	13
Little Rock*	6-9	1-2	0-0	2/1	3	2	13	0	0	1	1	19
at Western Illinois*	4-4	0-0	0-0	0/1	1	2	8	0	1	0	1	16
at Eastern Illinois*	3-7	1-2	0-0	3/3	6	2	7	1	2	0	1	24
Morehead State*	1-3	0-1	0-0	2/0	2	1	2	0	1	0	2	22
Southern Indiana*	1-2	0-1	6-8	2/1	3	4	8	0	1	1	2	14
at SIU Edwardsville*	0-3	0-0	1-4	0/0	0	5	1	1	1	1	3	12
at Lindenwood	1-4	0-0	3-4	4/4	8	3	5	0	1	2	1	26
at UT Martin												
at Little Rock												
Tennessee State												
Tennessee Tech												

• - Game Started

### 2025-26 SEASON/CAREER-HIGHS

Points	14	vs. St. Mary of the Woods (12/2/25)
Total Rebounds	9	vs. Lindenwood (1/15/26)
Offensive Rebounds	4	at Lindenwood (2/14/26)
Defensive Rebounds	7	vs. Lindenwood (1/15/26)
Field Goals Made	6	2x, last vs. Little Rock (1/22/26)
Field Goals Attempted	9	vs. Little Rock (1/22/26)
3-Point Field Goals Made	2	at Morehead State (1/10/26)
3-Point Field Goals Attempted	2	3x, last vs. Little Rock (1/22/26)
Free Throws Made	6	vs. Southern Indiana (2/7/26)
Free Throws Attempted	8	vs. Southern Indiana (2/7/26)
Assists	3	at Morehead State (1/10/26)
Blocks	2	2x, last at Lindenwood (2/14/26)
Steals	3	2x, last at SIU Edwardsville (2/12/26)
Minutes	29	at Morehead State (1/10/26)

### Blocker's Career Statistics at Southeast Missouri

#### Overall

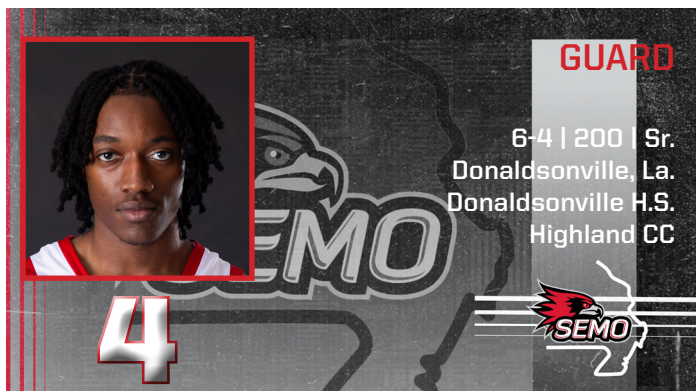
Season	G-GS	Min	Avg	FG-FGA	Pct	3FG-3FGA	Pct	FT-FTA	Pct	Off	Def	Tot	Avg	PF	FO	A	TO	Blk	Stl	Pts	Avg
2025-26	27-22	487	18.0	60-113	.531	7-20	.350	26-54	.481	43	59	102	3.8	72	4	17	22	18	27	153	5.7

#### Ohio Valley Conference Games Only

Season	G-GS	Min	Avg	FG-FGA	Pct	3FG-3FGA	Pct	FT-FTA	Pct	Off	Def	Tot	Avg	PF	FO	A	TO	Blk	Stl	Pts	Avg
2025-26	16-15	303	18.9	37-74	.500	5-13	.385	16-35	.457	27	35	62	3.9	48	3	8	14	12	22	95	5.9



## 2025-26 REDHAWKS

UT MARTIN  
FEBRUARY 17

## TROY COLE, JR.

## 2025-26 Notes

- Started four games.
- Scored five points and added two rebounds in 13 minutes in the season-opener at Saint Louis (11/3).
- Averages 3.5 points and 1.7 rebounds per game.
- Finished a season-high nine points at Chattanooga (12/6) and vs. Eastern Illinois (1/1).
- Had two big dunks in the final 1:42 of the game to help SEMO beat Chattanooga.
- Finished with a career-high five steals vs. Saint Xavier (12/14).
- Made a season-high 4-of-5 free throws at Western Illinois (1/29).

## Cole, Jr.'s Game-by-Game Statistics

2025-26	FG	3P	FT	O/D	REB	F	PTS	A	TO	B	S	M
at Saint Louis*	1-4	1-4	2-2	0/2	2	4	5	1	0	0	0	13
at Missouri*	0-5	0-5	2-2	0/2	2	3	2	0	2	0	1	17
Webster*	3-6	0-2	2-2	1/3	4	2	8	2	2	1	2	17
St. Thomas (Minn.)*	1-4	0-1	1-2	0/1	1	0	3	0	2	0	1	16
at Iowa	0-1	0-0	2-4	0/0	0	4	2	0	1	0	0	8
vs. Cal Poly	0-2	0-1	0-0	2/0	2	0	0	0	0	0	1	6
at Northern Arizona	2-3	0-1	0-1	0/3	3	0	4	1	0	0	0	14
Lipscomb	2-5	0-2	0-0	0/1	1	3	4	0	2	0	2	21
St. Mary of the Woods	0-1	0-1	2-2	0/0	0	1	2	2	1	0	0	11
at Chattanooga	4-6	1-2	0-0	1/4	5	2	9	1	1	0	1	19
Saint Xavier (Ill.)	2-5	1-2	2-3	0/1	1	1	7	2	0	0	5	17
at Tennessee Tech	0-3	0-1	4-6	1/1	2	2	4	0	0	1	0	16
at Tennessee State	0-1	0-1	1-2	0/2	2	0	1	0	2	0	1	11
Eastern Illinois	4-7	0-2	1-1	2/0	2	3	9	2	1	0	1	13
Western Illinois	1-2	0-1	0-1	0/4	4	2	2	1	2	0	0	22
at Southern Indiana	0-1	0-0	0-0	0/1	1	3	0	0	1	0	0	7
at Morehead State	1-4	0-2	2-2	0/0	0	2	4	0	0	0	0	12
Lindenwood	1-3	0-0	0-0	0/1	1	1	2	0	1	0	0	7
SIU Edwardsville	2-3	0-0	2-4	1/2	3	1	6	0	0	0	0	14
UT Martin	1-2	0-1	1-2	1/1	2	0	3	1	1	0	0	12
Little Rock	1-5	0-3	1-1	0/1	1	2	3	0	0	0	0	10
at Western Illinois	1-3	0-1	4-5	0/2	2	2	6	0	1	0	0	13
at Eastern Illinois	1-1	0-0	0-0	0/1	1	3	2	1	0	0	0	14
Morehead State	0-1	0-0	0-0	0/0	0	2	0	0	2	0	0	8
Southern Indiana	2-3	0-1	2-2	2/1	3	2	6	0	0	0	0	13
at SIU Edwardsville	0-1	0-1	0-0	1/0	1	0	0	0	0	0	0	5
at Lindenwood	0-1	0-1	0-0	0/0	0	0	0	0	0	0	0	4
at UT Martin												
at Little Rock												
Tennessee State												
Tennessee Tech												

• - Game Started

## 2025-26 SEASON-HIGHS

Points	9	2x, last vs. Eastern Illinois (1/1/26)
Total Rebounds	5	at Chattanooga (12/6/25)
Offensive Rebounds	2	3x, last vs. Southern Indiana (2/7/26)
Defensive Rebounds	4	2x, last vs. Western Illinois (1/3/26)
Field Goals Made	4	2x, last vs. Eastern Illinois (1/1/26)
Field Goals Attempted	7	vs. Eastern Illinois (1/1/26)
3-Point Field Goals Made	1	3x, last vs. Saint Xavier (12/14/25)
3-Point Field Goals Attempted	5	at Missouri (11/7/25)
Free Throws Made	4	2x, last at Western Illinois (1/29/26)
Free Throws Attempted	6	at Tennessee Tech (12/18/25)
Assists	2	4x, last vs. Eastern Illinois (1/1/26)
Blocks	1	2x, last at Tennessee Tech (12/18/25)
Steals	5	vs. Saint Xavier (12/14/25)
Minutes	22	vs. Western Illinois (1/3/26)

## CAREER-HIGHS

Points	17	vs. Little Rock (3/7/25)
Total Rebounds	9	at Morehead State (2/6/25)
Offensive Rebounds	3	vs. Little Rock (1/14/25)
Defensive Rebounds	8	at Morehead State (2/6/25)
Field Goals Made	6	2x, last vs. Little Rock (3/7/25)
Field Goals Attempted	9	4x, last at Little Rock (3/7/25)
3-Point Field Goals Made	2	6x, last at Little Rock (3/7/25)
3-Point Field Goals Attempted	6	vs. Eastern Illinois (12/19/24)
Free Throws Made	5	vs. Tennessee State (2/1/25)
Free Throws Attempted	6	2x, last at Tennessee Tech (12/18/25)
Assists	3	vs. Westminster (12/29/24)
Blocks	2	2x, last vs. Lindenwood (2/22/25)
Steals	5	vs. Saint Xavier (12/14/25)
Minutes	33	vs. Tennessee State (2/1/25)

## Cole, Jr.'s Career Statistics at Southeast Missouri

## Overall

Season	G-GS	Min	Avg	FG-FGA	Pct	3FG-3FGA	Pct	FT-FTA	Pct	Off	Def	Tot	Avg	PF	FO	A	TO	Blk	Stl	Pts	Avg
2024-25	33-19	613	18.6	70-158	.443	19-66	.288	33-46	.717	19	81	100	3.0	61	1	10	25	9	27	192	5.8
2025-26	27-4	342	12.7	30-83	.361	3-36	.083	31-44	.705	12	34	46	1.7	45	0	14	22	2	15	94	3.5
Totals	60-23	955	15.9	100-241	.415	22-102	.216	64-90	.711	31	115	146	2.4	106	1	24	47	11	42	286	4.8

## Ohio Valley Conference Games Only

Season	G-GS	Min	Avg	FG-FGA	Pct	3FG-3FGA	Pct	FT-FTA	Pct	Off	Def	Tot	Avg	PF	FO	A	TO	Blk	Stl	Pts	Avg
2024-25	20-13	384	19.2	33-80	.413	12-38	.316	16-20	.800	12	54	66	3.3	35	0	7	11	8	13	94	4.7
2025-26	16-0	181	11.3	15-41	.366	0-15	.000	18-26	.692	8	17	25	1.6	25	0	5	11	1	2	48	3.0
Totals	36-13	565	15.7	48-121	.397	12-53	.226	34-46	.739	20	71	91	2.5	60	0	12	22	9	15	142	3.9



**UT MARTIN**  
**FEBRUARY 17**

**2025-26 REDHAWKS**



## PJ FARMER

### 2025-26 Notes

- Played in 26 games off the bench.
- Logged 10 minutes in his first career college game at Saint Louis (11/3).
- Posted season-highs in points (12), rebounds (8) and minutes (21) vs. Lindenwood (1/15), the first double-digit scoring game of his career.
- Made 5-of-6 field goals against the Lions.
- Dished out a season-high five assists vs. Saint Xavier (12/14).
- Made his first career 3-pointer vs. Little Rock (1/22).
- Averages 2.2 points and 1.5 rebounds per game.

### Farmer's Game-by-Game Statistics

2025-26	FG	3P	FT	O/D	REB	F	PTS	A	TO	B	S	M
at Saint Louis	0-2	0-2	1-2	0/0	0	2	1	1	0	0	0	10
at Missouri	0-0	0-0	0-0	0/0	0	0	0	0	0	0	0	1
Webster	3-5	0-1	0-0	1/2	3	0	6	3	1	0	1	14
St. Thomas (Minn.)	0-1	0-1	0-0	0/3	3	3	0	0	2	0	0	11
at Iowa	2-3	0-0	0-2	2/3	5	0	4	2	2	0	0	14
vs. Cal Poly	1-4	0-2	0-0	0/2	2	4	2	1	1	0	0	8
at Northern Arizona	0-1	0-1	0-0	0/0	0	0	0	0	1	0	0	6
Lipscomb	0-0	0-0	0-0	0/1	1	1	0	1	0	0	0	6
St. Mary of the Woods	2-6	0-3	2-2	1/1	2	0	6	1	1	0	1	15
at Chattanooga	DNP	-	-	-	-	-	-	-	-	-	-	-
Saint Xavier (Ill.)	1-4	0-1	1-2	0/2	2	2	3	5	4	0	0	18
at Tennessee Tech	0-0	0-0	0-0	0/3	3	1	0	1	0	0	1	14
at Tennessee State	0-0	0-0	0-0	0/0	0	1	0	0	1	0	0	1
Eastern Illinois	0-2	0-1	0-0	0/1	1	1	0	0	0	0	1	6
Western Illinois	0-0	0-0	0-0	0/2	2	2	0	0	1	0	0	8
at Southern Indiana	1-2	0-0	1-2	0/2	2	0	3	2	0	0	1	12
at Morehead State	1-1	0-0	0-0	0/0	0	1	2	4	1	0	0	10
Lindenwood	5-6	0-0	2-3	4/4	8	2	12	1	3	0	2	21
SIU Edwardsville	0-1	0-0	0-0	0/0	0	1	0	1	1	0	0	7
UT Martin	2-3	0-1	2-2	1/0	1	1	6	0	1	0	1	14
Little Rock	1-2	1-2	0-0	0/0	0	1	3	1	0	0	1	7
at Western Illinois	0-1	0-1	0-0	0/3	3	0	0	3	1	0	1	11
at Eastern Illinois	0-1	0-0	0-0	0/0	0	0	0	0	1	0	1	4
Morehead State	2-3	1-1	0-0	0/0	0	1	5	1	0	0	2	14
Southern Indiana	1-3	0-0	0-0	0/0	0	0	2	0	0	0	0	6
at SIU Edwardsville	0-1	0-1	0-0	0/1	1	0	0	1	0	0	0	10
at Lindenwood	0-0	0-0	1-2	0/1	1	2	1	0	2	0	1	10
at UT Martin												
at Little Rock												
Tennessee State												
Tennessee Tech												

• - Game Started

### 2025-26 SEASON/CAREER-HIGHS

Points	12	vs. Lindenwood (1/15/26)
Total Rebounds	8	vs. Lindenwood (1/15/26)
Offensive Rebounds	4	vs. Lindenwood (1/15/26)
Defensive Rebounds	4	vs. Lindenwood (1/15/26)
Field Goals Made	5	vs. Lindenwood (1/15/26)
Field Goals Attempted	6	2x, last vs. Lindenwood (1/15/26)
3-Point Field Goals Made	1	2x, last vs. Morehead State (2/5/26)
3-Point Field Goals Attempted	3	vs. St. Mary of the Woods (12/2/25)
Free Throws Made	2	3x, last vs. UT Martin (1/20/26)
Free Throws Attempted	3	vs. Lindenwood (1/15/26)
Assists	5	vs. Saint Xavier (12/14/25)
Blocks	-	-
Steals	2	2x, last vs. Morehead State (2/5/26)
Minutes	21	vs. Lindenwood (1/15/26)

### Farmer's Career Statistics at Southeast Missouri

#### Overall

Season	G-GS	Min	Avg	FG-FGA	Pct	3FG-3FGA	Pct	FT-FTA	Pct	Off	Def	Tot	Avg	PF	FO	A	TO	Blk	Stl	Pts	Avg
2025-26	26-0	260	10.0	22-52	.423	2-18	.111	10-17	.588	9	31	40	1.5	26	0	29	24	0	14	56	2.2

#### Ohio Valley Conference Games Only

Season	G-GS	Min	Avg	FG-FGA	Pct	3FG-3FGA	Pct	FT-FTA	Pct	Off	Def	Tot	Avg	PF	FO	A	TO	Blk	Stl	Pts	Avg
2025-26	16-0	155	9.7	13-26	.500	2-7	.286	6-9	.667	5	17	22	1.4	14	0	15	12	0	12	34	2.1

## 2025-26 REDHAWKS

UT MARTIN  
FEBRUARY 17

**FORWARD**

6-7 | 215 | Sr.  
Nashville, Ill.  
Nashville H.S.  
Southwestern Illinois College

**22**



## SAXTON HOEPKER

## 2025-26 Notes

- Will miss the 2025-26 season due to a knee injury.

## Hoepker's Game-by-Game Statistics

2025-26	FG	3P	FT	O/D	REB	F	PTS	A	TO	B	S	M
at Saint Louis	DNP	-	-	-	-	-	-	-	-	-	-	-
at Missouri	DNP	-	-	-	-	-	-	-	-	-	-	-
Webster	DNP	-	-	-	-	-	-	-	-	-	-	-
St. Thomas (Minn.)	DNP	-	-	-	-	-	-	-	-	-	-	-
at Iowa	DNP	-	-	-	-	-	-	-	-	-	-	-
vs. Cal Poly	DNP	-	-	-	-	-	-	-	-	-	-	-
at Northern Arizona	DNP	-	-	-	-	-	-	-	-	-	-	-
Lipscomb	DNP	-	-	-	-	-	-	-	-	-	-	-
St. Mary of the Woods	DNP	-	-	-	-	-	-	-	-	-	-	-
at Chattanooga	DNP	-	-	-	-	-	-	-	-	-	-	-
Saint Xavier (Ill.)	DNP	-	-	-	-	-	-	-	-	-	-	-
at Tennessee Tech	DNP	-	-	-	-	-	-	-	-	-	-	-
at Tennessee State	DNP	-	-	-	-	-	-	-	-	-	-	-
Eastern Illinois	DNP	-	-	-	-	-	-	-	-	-	-	-
Western Illinois	DNP	-	-	-	-	-	-	-	-	-	-	-
at Southern Indiana	DNP	-	-	-	-	-	-	-	-	-	-	-
at Morehead State	DNP	-	-	-	-	-	-	-	-	-	-	-
Lindenwood	DNP	-	-	-	-	-	-	-	-	-	-	-
SIU Edwardsville	DNP	-	-	-	-	-	-	-	-	-	-	-
UT Martin	DNP	-	-	-	-	-	-	-	-	-	-	-
Little Rock	DNP	-	-	-	-	-	-	-	-	-	-	-
at Western Illinois	DNP	-	-	-	-	-	-	-	-	-	-	-
at Eastern Illinois	DNP	-	-	-	-	-	-	-	-	-	-	-
Morehead State	DNP	-	-	-	-	-	-	-	-	-	-	-
Southern Indiana	DNP	-	-	-	-	-	-	-	-	-	-	-
at SIU Edwardsville	DNP	-	-	-	-	-	-	-	-	-	-	-
at Lindenwood	DNP	-	-	-	-	-	-	-	-	-	-	-
at UT Martin												
at Little Rock												
Tennessee State												
Tennessee Tech												

• - Game Started

## 2025-26 SEASON-HIGHS

Points	-
Total Rebounds	-
Offensive Rebounds	-
Defensive Rebounds	-
Field Goals Made	-
Field Goals Attempted	-
3-Point Field Goals Made	-
3-Point Field Goals Attempted	-
Free Throws Made	-
Free Throws Attempted	-
Assists	-
Blocks	-
Steals	-
Minutes	-

## CAREER-HIGHS

Points	2	3x, last at Morehead State (2/6/25)
Total Rebounds	4	vs. Crowley's Ridge (11/13/24)
Offensive Rebounds	2	2x, last vs. Westminster (12/29/24)
Defensive Rebounds	2	3x, last vs. St. Mary of the Woods (12/15/24)
Field Goals Made	1	3x, last at Morehead State (2/6/25)
Field Goals Attempted	2	5x, last at Lindenwood (1/23/25)
3-Point Field Goals Made	-	-
3-Point Field Goals Attempted	2	at Lindenwood (1/23/25)
Free Throws Made	1	vs. Westminster (12/29/24)
Free Throws Attempted	2	vs. Westminster (12/29/24)
Assists	1	3x, last vs. Little Rock (3/7/25)
Blocks	1	vs. Crowley's Ridge (11/13/24)
Steals	1	4x, last vs. St. Mary of the Woods (12/15/24)
Minutes	14	vs. Westminster (12/29/24)

## Hoepker's Career Statistics at Southeast Missouri

Overall																					
Season	G-GS	Min	Avg	FG-FGA	Pct	3FG-3FGA	Pct	FT-FTA	Pct	Off	Def	Tot	Avg	PF	FO	A	TO	Blk	Stl	Pts	Avg
2024-25	33-19	613	18.6	70-158	.443	19-66	.288	33-46		.717	19	81	100	3.0	61	1	10	25	9	27	192
2025-26																					

Totals

## Ohio Valley Conference Games Only

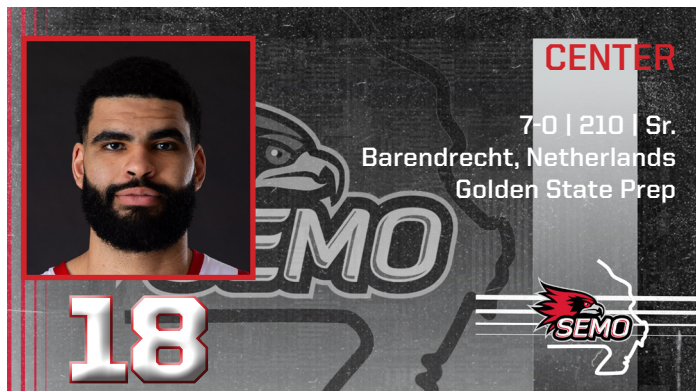
Season	G-GS	Min	Avg	FG-FGA	Pct	3FG-3FGA	Pct	FT-FTA	Pct	Off	Def	Tot	Avg	PF	FO	A	TO	Blk	Stl	Pts	Avg
2024-25	20-13	384	19.2	33-80	.413	12-38	.316	16-20		.800	12	54	66	3.3	35	0	7	11	8	13	94
2025-26																					

Totals

## SOUTHEAST MISSOURI BASKETBALL NOTES

UT MARTIN  
FEBRUARY 17

2025-26 REDHAWKS



## DAVID IDADA

## 2025-26 Notes

- Saw action in all 27 games, including 17 off the bench.
- Scored a season-high eight points and pulled down four rebounds at Northern Arizona (11/26).
- Posted a season-best 11 rebounds at Lindenwood (2/14).
- Averages 2.2 points and 2.8 rebounds per game.
- Made a career-high six free throws vs. Lipscomb (11/29).
- Logged his first start of the season vs. St. Mary of the Woods (12/6).
- Started 10 contests.
- Had six points and seven rebounds vs. Morehead State (2/5).

## Idada's Game-by-Game Statistics

2025-26	FG	3P	FT	O/D	REB	F	PTS	A	TO	B	S	M
at Saint Louis	0-0	0-0	0-0	0/2	2	0	0	0	1	0	0	3
at Missouri	2-2	0-0	1-2	3/1	4	4	5	0	0	0	1	20
Webster	2-2	0-0	0-2	1/1	2	1	4	0	0	1	0	9
St. Thomas (Minn.)	0-0	0-0	0-0	0/0	0	3	0	1	0	0	0	11
at Iowa	0-0	0-0	0-0	0/2	2	2	0	0	1	0	1	15
vs. Cal Poly	0-0	0-0	0-0	3/3	6	0	0	0	2	1	0	7
at Northern Arizona	3-3	0-0	2-2	3/1	4	3	8	0	0	1	0	18
Lipscomb	0-1	0-0	6-6	2/2	4	1	6	0	0	0	0	13
St. Mary of the Woods*	3-3	0-0	0-0	0/0	0	0	6	0	0	1	0	12
at Chattanooga*	0-0	0-0	0-0	0/3	3	1	0	1	0	0	0	16
Saint Xavier (Ill.)*	2-2	0-0	1-2	1/2	3	0	5	1	1	1	0	13
at Tennessee Tech*	1-3	0-0	1-1	2/1	3	2	3	0	2	1	0	11
at Tennessee State*	0-0	0-0	2-2	0/1	1	0	2	0	0	0	0	8
Eastern Illinois*	2-2	0-0	0-1	1/1	2	1	4	0	0	0	0	9
Western Illinois*	0-0	0-0	0-0	0/0	0	1	0	1	1	0	0	9
at Southern Indiana*	0-0	0-0	0-0	0/0	0	2	0	0	1	0	0	9
at Morehead State*	0-1	0-0	0-0	0/2	2	1	0	1	1	0	0	10
Lindenwood	0-1	0-0	5-8	2/1	3	3	5	2	1	1	0	15
SIU Edwardsville	0-1	0-0	1-2	0/0	0	2	1	0	0	0	0	5
UT Martin	0-1	0-0	0-1	4/1	5	0	0	0	0	0	0	9
Little Rock	0-1	0-0	0-0	1/1	2	0	0	0	0	0	0	3
at Western Illinois	0-0	0-0	2-6	1/2	3	2	2	0	1	0	0	9
at Eastern Illinois	0-1	0-0	0-0	0/1	1	1	0	0	0	0	0	3
Morehead State	2-4	0-0	2-5	6/1	7	2	6	1	0	2	0	14
Southern Indiana	0-0	0-0	1-2	1/3	4	2	1	0	0	2	0	14
at SIU Edwardsville	0-0	0-0	0-0	0/1	1	1	0	1	0	1	0	15
at Lindenwood*	0-0	0-0	1-2	0/11	11	2	1	0	2	1	0	18
at UT Martin												
at Little Rock												
Tennessee State												
Tennessee Tech												

• - Game Started

## 2025-26 SEASON-HIGHS

Points	8	at Northern Arizona (11/26/25)
Total Rebounds	11	at Lindenwood (2/14/26)
Offensive Rebounds	6	vs. Morehead State (2/5/26)
Defensive Rebounds	11	at Lindenwood (2/14/26)
Field Goals Made	3	2x, last vs. St. Mary of the Woods (12/2/25)
Field Goals Attempted	3	3x, last at Tennessee Tech (12/18/25)
3-Point Field Goals Made	-	-
3-Point Field Goals Attempted	-	-
Free Throws Made	6	vs. Lipscomb (11/29/25)
Free Throws Attempted	8	vs. Lindenwood (1/15/26)
Assists	2	vs. Lindenwood (1/15/26)
Blocks	2	2x, last vs. Southern Indiana (2/7/26)
Steals	1	2x, last at Iowa (11/18/25)
Minutes	20	at Missouri (11/7/25)

## CAREER-HIGHS

Points	9	vs. Harris-Stowe (12/6/23)
Total Rebounds	12	at Chattanooga (11/26/23)
Offensive Rebounds	7	vs. Missouri Baptist (12/3/23)
Defensive Rebounds	11	at Lindenwood (2/14/26)
Field Goals Made	3	4x, last vs. St. Mary of the Woods (12/2/25)
Field Goals Attempted	7	at Southern Indiana (3/2/24)
3-Point Field Goals Made	-	-
3-Point Field Goals Attempted	1	at Chattanooga (11/26/23)
Free Throws Made	6	vs. Lipscomb (11/29/25)
Free Throws Attempted	8	vs. Lindenwood (1/15/26)
Assists	2	at Little Rock (1/27/24)
Blocks	2	5x, last vs. Southern Indiana (2/7/26)
Steals	2	3x, last vs. Morehead State (2/5/26)
Minutes	24	at SIU Edwardsville (2/27/25)

## Idada's Career Statistics at Southeast Missouri

## Overall

Season	G-GS	Min	Avg	FG-FGA	Pct	3FG-3FGA	Pct	FT-FTA	Pct	Off	Def	Tot	Avg	PF	FO	A	TO	Blk	Stl	Pts	Avg
2023-24	29-4	275	9.5	21-46	.457	0-1	.000	16-44	.364	35	53	88	3.0	59	2	5	24	19	9	58	2.0
2024-25	33-0	322	9.8	28-39	.718	0-0	.000	12-35	.343	36	54	90	2.7	39	1	5	19	9	7	68	2.1
2025-26	27-10	303	11.2	17-28	.607	0-0	.000	25-44	.568	31	44	75	2.8	37	0	9	14	13	2	59	2.2
Totals	89-14	900	10.1	66-113	.584	0-1	.000	53-123	.431	102	151	253	2.8	135	3	19	57	35	18	185	2.1

## Ohio Valley Conference Games Only

Season	G-GS	Min	Avg	FG-FGA	Pct	3FG-3FGA	Pct	FT-FTA	Pct	Off	Def	Tot	Avg	PF	FO	A	TO	Blk	Stl	Pts	Avg
2023-24	16-1	139	8.7	10-20	.500	0-0	.000	8-20	.400	17	25	42	2.6	34	1	3	10	4	5	28	1.9
2024-25	20-0	206	10.3	17-22	.773	0-0	.000	10-26	.385	23	38	61	3.1	27	0	3	12	5	5	44	2.2
2025-26	16-7	162	10.1	5-15	.333	0-0	.000	15-30	.500	18	27	45	2.8	22	0	6	9	8	0	25	1.6
Totals	52-8	507	9.8	32-57	.561	0-0	.000	33-76	.434	58	90	148	2.8	83	1	12	31	17	10	97	1.9



## 2025-26 REDHAWKS

UT MARTIN  
FEBRUARY 17

## ELLIOT LOWNDES

## 2025-26 Notes

- Appeared in Southeast Missouri's 27 games off the bench.
- Scored a season-high eight points vs. St. Mary of the Woods (12/2) and at Chattanooga (12/6).
- Knocked down 11 three-pointers.
- Made a career-high two threes at Tennessee State (12/20).
- Recorded two blocks at Northern Arizona (11/26) and Tennessee Tech (12/18).
- Tied a career-high with eight points vs. St. Mary of the Woods (12/2).
- Ranks third on the team with 14 blocks.

## Lowndes' Game-by-Game Statistics

2025-26	FG	3P	FT	O/D	REB	F	PTS	A	TO	B	S	M
at Saint Louis	1-1	0-0	0-1	0/2	2	3	2	0	0	1	0	12
at Missouri	0-0	0-0	0-0	0/0	0	1	0	0	0	0	1	3
Webster	3-4	1-2	0-0	1/2	3	0	7	1	0	1	0	12
St. Thomas (Minn.)	0-0	0-0	0-0	0/0	0	0	0	0	1	0	0	3
at Iowa	1-3	1-2	0-0	0/0	0	3	3	0	0	0	0	12
vs. Cal Poly	0-1	0-0	0-0	1/0	1	1	0	0	0	0	0	2
at Northern Arizona	1-1	0-0	0-0	0/2	2	2	2	0	0	2	0	8
Lipscomb	0-1	0-1	0-1	0/0	0	0	0	0	0	0	0	2
St. Mary of the Woods	3-5	1-2	1-1	1/4	5	2	8	0	2	0	0	9
at Chattanooga	4-6	0-1	0-1	2/0	2	1	8	1	1	1	0	10
Saint Xavier (Ill.)	2-4	1-3	0-0	1/2	3	3	5	0	1	1	1	13
at Tennessee Tech	2-4	1-2	1-2	1/5	6	4	6	0	0	2	0	12
at Tennessee State	2-3	2-2	0-0	1/2	3	3	6	1	1	0	0	10
Eastern Illinois	0-0	0-0	0-0	0/0	0	1	0	0	1	0	0	3
Western Illinois	0-1	0-1	0-0	0/0	0	2	0	0	0	0	1	8
at Southern Indiana	1-4	0-2	0-0	0/1	1	0	2	0	0	1	1	11
at Morehead State	1-1	0-0	0-0	0/0	0	0	2	0	0	0	1	7
Lindenwood	0-0	0-0	0-0	0/0	0	0	0	0	0	0	0	4
SIU Edwardsville	3-5	1-3	0-0	0/0	0	1	7	0	0	0	0	11
UT Martin	2-2	1-1	0-0	0/2	2	1	5	0	0	1	0	11
Little Rock	0-0	0-0	2-2	1/1	2	1	2	0	0	0	0	7
at Western Illinois	0-1	0-1	0-0	0/1	1	1	0	1	0	0	0	5
at Eastern Illinois	1-4	1-3	0-0	1/1	2	2	3	1	0	2	2	14
Morehead State	0-1	0-1	0-0	0/1	1	1	0	1	1	1	0	4
Southern Indiana	1-2	1-2	0-0	0/0	0	1	3	0	0	0	0	2
at SIU Edwardsville	0-1	0-1	0-0	0/0	0	1	0	0	0	0	0	6
at Lindenwood	0-1	0-1	0-0	0/0	0	1	0	0	0	1	0	2
at UT Martin												
at Little Rock												
Tennessee State												
Tennessee Tech												

• - Game Started

## 2025-26 SEASON-HIGHS

Points	8	2x, last at Chattanooga (12/6/25)
Total Rebounds	6	at Tennessee Tech (12/18/25)
Offensive Rebounds	2	at Chattanooga (12/6/25)
Defensive Rebounds	5	at Tennessee Tech (12/18/25)
Field Goals Made	4	at Chattanooga (12/6/25)
Field Goals Attempted	6	at Chattanooga (12/6/25)
3-Point Field Goals Made	2	at Tennessee State (12/20/25)
3-Point Field Goals Attempted	3	3, 3x, last at Eastern Illinois (1/31/26)
Free Throws Made	2	vs. Little Rock (1/22/26)
Free Throws Attempted	2	2x, last vs. Little Rock (1/22/26)
Assists	1	5x, last vs. Morehead State (2/5/26)
Blocks	2	3x, last at Eastern Illinois (1/31/26)
Steals	2	at Eastern Illinois (1/31/26)
Minutes	14	at Eastern Illinois (1/31/26)

## CAREER-HIGHS

Points	8	4x, last at Chattanooga (12/6/25)
Total Rebounds	8	at Central Arkansas (11/21/24)
Offensive Rebounds	2	5x, last at Southern Indiana (2/8/25)
Defensive Rebounds	7	at Central Arkansas (11/21/24)
Field Goals Made	4	3x, last at Chattanooga (12/6/25)
Field Goals Attempted	6	2x, last at Chattanooga (12/6/25)
3-Point Field Goals Made	2	at Tennessee State (12/20/25)
3-Point Field Goals Attempted	3	4x, last at Eastern Illinois (1/31/26)
Free Throws Made	1	5x, last at Tennessee Tech (12/18/25)
Free Throws Attempted	2	4x, last at Tennessee Tech (12/18/25)
Assists	1	19x, last vs. Morehead State (2/5/26)
Blocks	4	vs. Westminster (12/29/24)
Steals	2	2x, last at Eastern Illinois (1/31/26)
Minutes	19	vs. Chattanooga (11/17/24)

## Lowndes' Career Statistics at Southeast Missouri

## Overall

Season	G-GS	Min	Avg	FG-FGA	Pct	3FG-3FGA	Pct	FT-FTA	Pct	Off	Def	Tot	Avg	PF	FO	A	TO	Blk	Stl	Pts	Avg
2024-25	33-14	285	8.6	36-63	.571	0-8	.000	3-10	.300	19	70	89	2.7	46	0	14	11	21	8	75	2.3
2025-26	27-0	205	7.6	28-56	.500	11-31	.355	4-8	.500	10	26	36	1.3	36	0	6	8	14	7	71	2.6
Totals	60-14	490	8.2	64-119	.538	11-39	.282	7-18	.389	29	96	125	2.1	82	0	20	19	35	15	146	2.4

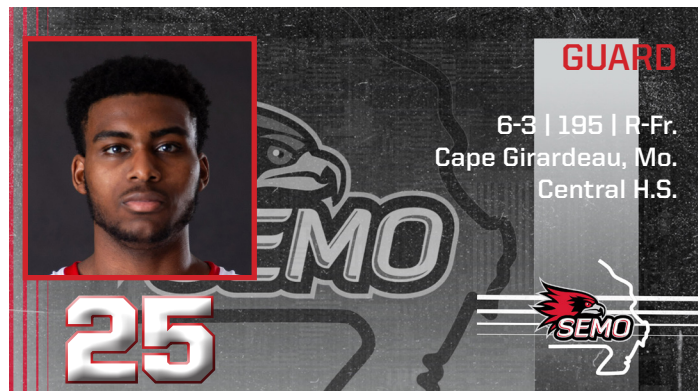
## Ohio Valley Conference Games Only

Season	G-GS	Min	Avg	FG-FGA	Pct	3FG-3FGA	Pct	FT-FTA	Pct	Off	Def	Tot	Avg	PF	FO	A	TO	Blk	Stl	Pts	Avg
2024-25	20-7	131	6.6	21-33	.636	0-1	.000	0-3	.000	10	34	44	2.2	24	0	8	8	7	3	42	2.1
2025-26	16-0	119	7.4	13-30	.433	7-20	.350	3-4	.750	4	14	18	1.1	20	0	4	3	8	5	36	2.3
Totals	36-7	250	6.9	34-63	.540	7-21	.333	3-7	.429	14	48	62	1.7	44	0	12	11	15	8	78	2.2



UT MARTIN  
FEBRUARY 17

2025-26 REDHAWKS



## JAY REYNOLDS

### 2025-26 Notes

- Played three minutes in his first career game at Saint Louis (11/3).
- Scored the first points of his career on two 3-pointers vs. Webster (11/12).
- Saw action in nine games.
- Redshirted as a freshman in 2024-25.
- Made his first career free throw vs. Western Illinois (1/3).

### Reynolds' Game-by-Game Statistics

2025-26	FG	3P	FT	O/D	REB	F	PTS	A	TO	B	S	M
at Saint Louis	0-0	0-0	0-0	0/0	0	0	0	0	0	0	0	3
at Missouri	DNP	-	-	-	-	-	-	-	-	-	-	-
Webster	2-6	2-5	0-0	0/1	1	2	6	1	1	0	0	16
St. Thomas (Minn.)	DNP	-	-	-	-	-	-	-	-	-	-	-
at Iowa	0-1	0-1	0-0	0/0	0	0	0	0	0	0	0	1
vs. Cal Poly	DNP	-	-	-	-	-	-	-	-	-	-	-
at Northern Arizona	DNP	-	-	-	-	-	-	-	-	-	-	-
Lipscomb	DNP	-	-	-	-	-	-	-	-	-	-	-
St. Mary of the Woods	1-3	0-2	0-0	1/0	1	1	2	0	0	0	0	9
at Chattanooga	DNP	-	-	-	-	-	-	-	-	-	-	-
Saint Xavier (Ill.)	1-5	1-3	0-0	0/0	0	1	3	0	0	0	0	12
at Tennessee Tech	DNP	-	-	-	-	-	-	-	-	-	-	-
at Tennessee State	DNP	-	-	-	-	-	-	-	-	-	-	-
Eastern Illinois	DNP	-	-	-	-	-	-	-	-	-	-	-
Western Illinois	0-1	0-1	1-2	0/0	0	0	1	0	0	0	0	3
at Southern Indiana	DNP	-	-	-	-	-	-	-	-	-	-	-
at Morehead State	DNP	-	-	-	-	-	-	-	-	-	-	-
Lindenwood	DNP	-	-	-	-	-	-	-	-	-	-	-
SIU Edwardsville	DNP	-	-	-	-	-	-	-	-	-	-	-
UT Martin	0-2	0-2	0-0	0/0	0	0	0	0	0	0	0	3
Little Rock	DNP	-	-	-	-	-	-	-	-	-	-	-
at Western Illinois	DNP	-	-	-	-	-	-	-	-	-	-	-
at Eastern Illinois	0-0	0-0	0-0	0/0	0	0	0	0	1	0	0	2
Morehead State	DNP	-	-	-	-	-	-	-	-	-	-	-
Southern Indiana	0-0	0-0	0-0	0/1	1	0	0	0	0	0	0	2
at SIU Edwardsville	DNP	-	-	-	-	-	-	-	-	-	-	-
at Lindenwood	DNP	-	-	-	-	-	-	-	-	-	-	-
at UT Martin												
at Little Rock												
Tennessee State												
Tennessee Tech												

• - Game Started

### 2025-26 SEASON/CAREER-HIGHS

Points	6	vs. Webster (11/12/25)
Total Rebounds	1	3x, last vs. Southern Indiana (2/7/26)
Offensive Rebounds	1	vs. St. Mary of the Woods (12/2/25)
Defensive Rebounds	1	2x, last vs. Southern Indiana (2/7/26)
Field Goals Made	2	vs. Webster (11/12/25)
Field Goals Attempted	6	vs. Webster (11/12/25)
3-Point Field Goals Made	2	vs. Webster (11/12/25)
3-Point Field Goals Attempted	5	vs. Webster (11/12/25)
Free Throws Made	1	vs. Western Illinois (1/3/26)
Free Throws Attempted	2	vs. Western Illinois (1/3/26)
Assists	1	vs. Webster (11/12/25)
Blocks	-	-
Steals	-	-
Minutes	16	vs. Webster (11/12/25)

### Reynolds' Career Statistics at Southeast Missouri

#### Overall

Season	G-GS	Min	Avg	FG-FGA	Pct	3FG-3FGA	Pct	FT-FTA	Pct	Off	Def	Tot	Avg	PF	FO	A	TO	Blk	Stl	Pts	Avg
2025-26	9-0	52	5.8	4-18	.222	3-14	.214	1-2	.500	1	2	3	0.3	4	0	1	2	0	0	12	1.3
Ohio Valley Conference Games Only																					
Season	G-GS	Min	Avg	FG-FGA	Pct	3FG-3FGA	Pct	FT-FTA	Pct	Off	Def	Tot	Avg	PF	FO	A	TO	Blk	Stl	Pts	Avg
2025-26	4-0	10	2.5	0-3	.000	0-3	.000	1-2	.500	0	1	1	0.3	0	0	0	1	0	0	1	0.3

## 2025-26 REDHAWKS

UT MARTIN  
FEBRUARY 17

## TRACE SADLER

## 2025-26 Notes

- Participated in 13 games off the bench.
- Played nine minutes vs. Webster (11/12).
- Scored his first career points on a follow up dunk at Iowa (11/18).
- Finished with four points and two rebounds vs. St. Mary of the Woods (12/2).
- Posted a season-high six points on three alleyoop dunks vs. Saint Xavier (12/14).

## Sadler's Game-by-Game Statistics

2025-26	FG	3P	FT	O/D	REB	F	PTS	A	TO	B	S	M
at Saint Louis	0-0	0-0	0-0	0/0	0	0	0	0	0	0	0	3
at Missouri	0-0	0-0	0-0	0/0	0	0	0	0	0	0	0	1
Webster	0-0	0-0	0-0	0/1	1	1	0	0	0	2	0	9
St. Thomas (Minn.)	DNP	-	-	-	-	-	-	-	-	-	-	-
at Iowa	1-1	0-0	0-0	1/0	1	1	2	0	0	0	0	5
vs. Cal Poly	0-0	0-0	0-0	0/0	0	0	0	0	0	0	0	1
at Northern Arizona	DNP	-	-	-	-	-	-	-	-	-	-	-
Lipscomb	DNP	-	-	-	-	-	-	-	-	-	-	-
St. Mary of the Woods	2-3	0-0	0-0	0/2	2	1	4	0	1	0	0	8
at Chattanooga	DNP	-	-	-	-	-	-	-	-	-	-	-
Saint Xavier (Ill.)	3-3	0-0	0-1	0/1	1	0	6	0	0	0	0	7
at Tennessee Tech	0-0	0-0	0-0	0/0	0	0	0	0	1	0	0	1
at Tennessee State	DNP	-	-	-	-	-	-	-	-	-	-	-
Eastern Illinois	DNP	-	-	-	-	-	-	-	-	-	-	-
Western Illinois	0-0	0-0	0-0	0/0	0	0	0	0	0	1	0	3
at Southern Indiana	DNP	-	-	-	-	-	-	-	-	-	-	-
at Morehead State	DNP	-	-	-	-	-	-	-	-	-	-	-
Lindenwood	0-0	0-0	0-0	0/0	0	0	0	0	0	0	0	1
SIU Edwardsville	DNP	-	-	-	-	-	-	-	-	-	-	-
UT Martin	DNP	-	-	-	-	-	-	-	-	-	-	-
Little Rock	DNP	-	-	-	-	-	-	-	-	-	-	-
at Western Illinois	DNP	-	-	-	-	-	-	-	-	-	-	-
at Eastern Illinois	0-0	0-0	0-0	0/0	0	0	0	0	0	0	0	2
Morehead State	DNP	-	-	-	-	-	-	-	-	-	-	-
Southern Indiana	0-0	0-0	0-0	0/0	0	0	0	0	0	0	0	3
at SIU Edwardsville	0-0	0-0	0-0	0/0	0	0	0	0	0	0	0	0+
at Lindenwood	DNP	-	-	-	-	-	-	-	-	-	-	-
at UT Martin												
at Little Rock												
Tennessee State												
Tennessee Tech												

• - Game Started

## 2025-26 SEASON/CAREER-HIGHS

Points	6	vs. Saint Xavier (12/14/25)
Total Rebounds	2	vs. St. Mary of the Woods (12/2/25)
Offensive Rebounds	1	at Iowa (11/18/25)
Defensive Rebounds	2	vs. St. Mary of the Woods (12/2/25)
Field Goals Made	3	vs. Saint Xavier (12/14/25)
Field Goals Attempted	3	2x, last vs. Saint Xavier (12/14/25)
3-Point Field Goals Made	-	-
3-Point Field Goals Attempted	-	-
Free Throws Made	-	-
Free Throws Attempted	1	vs. Saint Xavier (12/14/25)
Assists	-	-
Blocks	2	vs. Webster (11/12/25)
Steals	-	-
Minutes	9	vs. Webster (11/12/25)

## Sadler's Career Statistics at Southeast Missouri

Overall																			
Season	G-GS	Min	Avg	FG-FGA	Pct	3FG-3FGA	Pct	FT-FTA	Pct	Off	Def	Tot	Avg	PF	FO	A	TO	Blk	Stl
2025-26	13-0	46	3.5	6-7	.857	0-0	.000	0-1	.000	1	4	5	0.4	3	0	0	2	3	0
Ohio Valley Conference Games Only																			
Season	G-GS	Min	Avg	FG-FGA	Pct	3FG-3FGA	Pct	FT-FTA	Pct	Off	Def	Tot	Avg	PF	FO	A	TO	Blk	Stl
2025-26	6-0	10	1.7	0-0	.000	0-0	.000	0-0	.000	0	0	0	0.0	0	0	0	1	1	0



**UT MARTIN**  
**FEBRUARY 17**

**2025-26 REDHAWKS**



## BLAIZE SAGNA

### 2025-26 Notes

- Did not see action in Southeast Missouri's season-opener at Saint Louis (11/3).
- Scored five points in 16 minutes off the bench vs. Webster (11/12).
- Averages 1.5 points and 1.2 rebounds.
- Posted a season-high four rebounds vs. St. Mary of the Woods (12/2).
- Finished with a season-high four steals vs. Lindenwood (1/15).
- Posted a season-high six points at Eastern Illinois (1/31).
- Played in 21 games.

### Sagna's Game-by-Game Statistics

2025-26	FG	3P	FT	O/D	REB	F	PTS	A	TO	B	S	M
at Saint Louis	DNP	-	-	-	-	-	-	-	-	-	-	-
at Missouri	0-0	0-0	0-0	0/2	2	0	0	0	0	0	0	2
Webster	1-5	1-4	2-2	0/1	1	2	5	1	1	0	0	16
St. Thomas (Minn.)	0-0	0-0	0-0	0/0	0	1	0	0	0	0	0	9
at Iowa	1-2	0-0	0-0	1/1	2	0	2	0	0	0	0	6
vs. Cal Poly	1-3	0-2	1-1	1/2	3	0	3	1	0	0	0	13
at Northern Arizona	1-2	0-1	0-0	0/1	1	0	2	1	0	1	1	9
Lipscomb	0-0	0-0	0-0	0/1	1	0	0	0	0	0	0	5
St. Mary of the Woods	1-1	0-0	0-0	2/2	4	1	2	0	0	0	0	12
at Chattanooga	DNP	-	-	-	-	-	-	-	-	-	-	-
Saint Xavier (Ill.)	0-3	0-2	0-0	0/1	1	1	0	0	1	0	0	9
at Tennessee Tech	DNP	-	-	-	-	-	-	-	-	-	-	-
at Tennessee State	0-0	0-0	0-0	0/0	0	2	0	0	0	0	0	2
Eastern Illinois	DNP	-	-	-	-	-	-	-	-	-	-	-
Western Illinois	0-0	0-0	0-1	0/0	0	0	0	1	0	0	0	5
at Southern Indiana	0-0	0-0	0-0	0/0	0	0	0	0	0	0	0	0+
at Morehead State	DNP	-	-	-	-	-	-	-	-	-	-	-
Lindenwood	1-3	1-3	0-0	1/1	2	4	3	1	0	0	4	17
SIU Edwardsville	0-1	0-0	0-0	1/0	1	0	0	0	1	0	0	9
UT Martin	0-5	0-5	0-0	0/3	3	2	0	1	0	0	0	16
Little Rock	0-1	0-1	0-0	0/0	0	0	0	0	0	0	0	5
at Western Illinois	DNP	-	-	-	-	-	-	-	-	-	-	-
at Eastern Illinois	2-3	2-3	0-0	0/0	0	1	6	0	1	0	0	16
Morehead State	1-2	1-2	0-0	1/1	2	1	3	0	1	0	0	12
Southern Indiana	0-0	0-0	2-2	0/2	2	1	2	1	0	0	0	8
at SIU Edwardsville	1-1	1-1	0-0	0/0	0	3	3	1	1	1	1	10
at Lindenwood	0-1	0-1	0-0	0/0	0	1	0	0	0	0	0	4
at UT Martin												
at Little Rock												
Tennessee State												
Tennessee Tech												

• - Game Started

### 2025-26 SEASON/CAREER-HIGHS

Points	6	at Eastern Illinois (1/31/26)
Total Rebounds	4	vs. St. Mary of the Woods (12/2/25)
Offensive Rebounds	2	3x, last vs. St. Mary of the Woods (12/2/25)
Defensive Rebounds	3	vs. UT Martin (1/20/26)
Field Goals Made	2	at Eastern Illinois (1/31/26)
Field Goals Attempted	5	2x, last vs. UT Martin (1/20/26)
3-Point Field Goals Made	2	at Eastern Illinois (1/31/26)
3-Point Field Goals Attempted	5	vs. UT Martin (1/20/26)
Free Throws Made	2	2x, last vs. Southern Indiana (2/7/26)
Free Throws Attempted	2	2x, last vs. Southern Indiana (2/7/26)
Assists	1	8x, last at SIU Edwardsville (2/12/26)
Blocks	1	2x, last at SIU Edwardsville (2/12/26)
Steals	4	vs. Lindenwood (1/15/26)
Minutes	17	vs. Lindenwood (1/15/26)

### Sagna's Career Statistics at Southeast Missouri

#### Overall

Season	G-GS	Min	Avg	FG-FGA	Pct	3FG-3FGA	Pct	FT-FTA	Pct	Off	Def	Tot	Avg	PF	FO	A	TO	Blk	Stl	Pts	Avg
2025-26	21-0	189	9.0	10-33	.303	6-26	.231	5-6	.833	7	18	25	1.2	20	0	8	6	2	6	31	1.5

#### Ohio Valley Conference Games Only

Season	G-GS	Min	Avg	FG-FGA	Pct	3FG-3FGA	Pct	FT-FTA	Pct	Off	Def	Tot	Avg	PF	FO	A	TO	Blk	Stl	Pts	Avg
2025-26	12-0	104	8.7	5-17	.294	5-17	.294	2-3	.667	3	7	10	0.8	15	0	5	4	1	5	17	1.4



## 2025-26 REDHAWKS

UT MARTIN  
FEBRUARY 17


**GUARD**

6-5 | 205 | Sr.  
Fairview Heights, Ill.  
Cardinal Ritter H.S.  
Murray State

**44**



## BRAXTON STACKER

## 2025-26 Notes

- Pitched in double figures in 19 of his 27 starts.
- Is the Redhawks second-leading scorer with 11.7 points per game.
- Dropped in a career-high 26 points at Missouri (11/7).
- Also made a perfect 7-of-7 free throws, drained three 3-pointers and grabbed a team-high six rebounds against the Tigers.
- Scored 12 points, had two rebounds, one block and three steals in his first start of the season at Saint Louis (11/3).
- Added 10 points vs. Webster (11/12).
- Ranks third on the team with 39 three-pointers made.
- Leads the team with 28 steals and is SEMO's second-best free throw shooter (74-of-91, .813).
- Ranks 18th in the Ohio Valley Conference in scoring and sixth in free throw percentage.
- Scored double figures in 16 of his last 23 starts.

## Stacker's Game-by-Game Statistics

2025-26	FG	3P	FT	O/D	REB	F	PTS	A	TO	B	S	M
at Saint Louis*	4-8	1-3	3-3	0/2	2	1	12	0	2	1	3	30
at Missouri*	8-14	3-8	7-7	1/5	6	4	26	2	3	1	2	31
Webster*	4-7	2-4	0-0	0/3	3	0	10	1	0	0	1	16
St. Thomas (Minn.)*	2-8	1-4	0-0	0/2	2	3	5	0	0	1	1	29
at Iowa*	4-9	1-4	2-2	1/2	3	2	11	0	2	0	1	23
vs. Cal Poly*	6-12	2-6	4-4	0/2	2	3	18	6	2	0	2	31
at Northern Arizona*	6-13	3-8	0-0	0/2	2	4	15	0	1	0	2	32
Lipscomb*	6-13	3-8	9-11	3/3	6	3	24	4	2	0	0	37
St. Mary of the Woods* 4-6	2-4	0-0	0/1	1	1	1	10	5	1	0	2	18
at Chattanooga*	3-12	2-7	4-4	0/3	3	2	12	1	0	0	0	32
Saint Xavier (Ill.)*	3-5	2-3	4-4	0/4	4	1	12	1	3	1	3	22
at Tennessee Tech*	3-11	1-5	5-5	1/1	2	4	12	1	1	0	2	34
at Tennessee State*	4-9	1-4	2-3	1/3	4	3	11	5	1	2	0	32
Eastern Illinois*	5-13	2-6	3-5	2/3	5	4	15	4	0	1	1	27
Western Illinois*	2-8	0-2	1-3	1/2	3	2	5	0	1	0	0	27
at Southern Indiana*	1-3	0-0	0-0	0/0	0	3	2	0	1	0	0	14
at Morehead State*	3-11	1-5	3-5	2/4	6	1	10	0	1	0	1	29
Lindenwood*	4-9	1-3	2-2	0/1	1	5	11	1	2	0	0	29
SIU Edwardsville*	1-4	1-1	6-9	0/0	0	1	9	1	3	0	1	35
UT Martin*	5-11	2-7	2-2	1/1	2	3	14	1	2	0	0	27
Little Rock*	2-6	1-4	2-2	0/2	2	2	7	3	1	0	1	29
at Western Illinois*	3-6	1-2	7-9	0/1	1	2	14	1	4	0	2	29
at Eastern Illinois*	6-11	3-7	2-2	0/2	2	2	17	2	1	0	1	24
Morehead State*	7-13	2-5	1-2	1/9	10	1	17	0	1	2	1	32
Southern Indiana*	1-5	0-3	0-0	0/3	3	4	2	0	0	0	0	19
at SIU Edwardsville*	4-8	0-3	1-3	3/4	7	3	9	0	1	0	1	24
at Lindenwood*	1-8	1-4	4-4	1/2	3	4	7	0	0	0	0	19

at UT Martin  
at Little Rock  
Tennessee State  
Tennessee Tech

• - Game Started

## 2025-26 SEASON-HIGHS

Points	26	at Missouri (11/7/25)
Total Rebounds	10	vs. Morehead State (2/5/26)
Offensive Rebounds	3	2x, last at SIU Edwardsville (2/12/26)
Defensive Rebounds	9	vs. Morehead State (2/5/26)
Field Goals Made	8	at Missouri (11/7/25)
Field Goals Attempted	14	at Missouri (11/7/25)
3-Point Field Goals Made	3	4x, last at Eastern Illinois (1/31/26)
3-Point Field Goals Attempted	8	3x, last vs. Lipscomb (11/29/25)
Free Throws Made	9	vs. Lipscomb (11/29/25)
Free Throws Attempted	11	vs. Lipscomb (11/29/25)
Assists	6	vs. Cal Poly (11/25/25)
Blocks	2	2x, last vs. Morehead State (2/5/26)
Steals	3	2x, last vs. Saint Xavier (12/14/25)
Minutes	37	vs. Lipscomb (11/29/25)

## CAREER-HIGHS

Points	26	at Missouri (11/7/25)
Total Rebounds	10	vs. Morehead State (2/5/26)
Offensive Rebounds	3	5x, last at SIU Edwardsville (2/12/26)
Defensive Rebounds	9	2x, last vs. Morehead State (2/5/26)
Field Goals Made	8	2x, last at Missouri (11/7/25)
Field Goals Attempted	14	at Missouri (11/7/25)
3-Point Field Goals Made	6	at UT Martin (1/4/25)
3-Point Field Goals Attempted	9	at UT Martin (1/4/25)
Free Throws Made	9	vs. Lipscomb (11/29/25)
Free Throws Attempted	11	vs. Lipscomb (11/29/25)
Assists	6	vs. Cal Poly (11/25/25)
Blocks	4	at UT Martin (1/4/25)
Steals	4	at Morehead State (2/29/24)
Minutes	37	vs. Lipscomb (11/29/25)

## Stacker's Career Statistics at Southeast Missouri

## Overall

Season	G-GS	Min	Avg	FG-FGA	Pct	3FG-3FGA	Pct	FT-FTA	Pct	Off	Def	Tot	Avg	PF	FO	A	TO	Blk	Stl	Pts	Avg
2023-24	30-26	606	20.2	73-178	.410	15-51	.294	60-74	.811	31	63	94	3.1	70	1	21	35	15	29	221	7.4
2024-25	27-1	601	22.3	77-171	.450	35-85	.412	51-62	.823	17	66	83	3.1	44	1	36	23	17	24	240	8.9
2025-26	27-27	735	27.2	102-243	.420	39-120	.325	74-91	.813	18	67	85	3.1	68	1	39	36	9	28	317	11.7
Totals	84-54	1942	23.1	252-592	.426	89-256	.348	185-227	.815	66	196	262	3.1	182	3	96	94	41	81	778	9.3

## Ohio Valley Conference Games Only

Season	G-GS	Min	Avg	FG-FGA	Pct	3FG-3FGA	Pct	FT-FTA	Pct	Off	Def	Tot	Avg	PF	FO	A	TO	Blk	Stl	Pts	Avg
2023-24	17-14	363	21.4	38-85	.447	8-25	.320	42-48	.875	19	36	55	3.2	42	1	12	13	8	18	126	7.4
2024-25	20-0	474	23.7	59-124	.476	29-61	.475	41-48	.854	14	50	64	3.2	34	1	29	16	15	16	188	9.4
2025-26	16-16	429	26.8	52-136	.382	17-61	.279	41-56	.732	13	38	51	3.2	44	1	19	20	5	11	162	10.1
Totals	53-30	1266	23.9	149-345	.432	54-147	.367	124-152	.816	46	124	170	3.2	120	3	60	49	28	45	476	9.0

UT MARTIN  
FEBRUARY 17

2025-26 REDHAWKS



## BRENDAN TERRY

## 2025-26 Notes

- Averages 10.9 points and 5.5 rebounds through 27 games and 18 starts. Ranks fourth on the team in scoring.
- Dropped in 13 points in 25 minutes during his first start of the season at Saint Louis (11/3).
- Poured in a career-high 30 points off the bench at Southern Indiana (1/8) becoming the first SEMO player to score 30 points in a game in 2025-26.
- Scored 14 points vs. St. Thomas (11/15) and at Northern Arizona (11/26).
- Started 51 of 60 games in his career.
- Turned in a double-double 10 points and 10 rebounds vs. Lipscomb (11/29).
- Scored 16 points, including six in the final 52 seconds to secure SEMO's win at Western Illinois (1/29). Scored a game-high 22 points at Eastern Illinois (1/31) and vs. Southern Indiana (Feb. 7).
- Leads the team with 23 blocks.
- Scored double figures in 10 of his last 13 contests.

## 2025-26 SEASON-HIGHS

Points	30	at Southern Indiana (1/8/26)
Total Rebounds	12	vs. SIU Edwardsville (1/17/26)
Offensive Rebounds	4	vs. Lipscomb (11/29/25)
Defensive Rebounds	10	vs. SIU Edwardsville (1/17/26)
Field Goals Made	13	at Southern Indiana (1/8/26)
Field Goals Attempted	16	at Southern Indiana (1/8/26)
3-Point Field Goals Made	2	at Southern Indiana (1/8/26)
3-Point Field Goals Attempted	2	4x, last at SIU Edwardsville (2/12/26)
Free Throws Made	6	at Western Illinois (1/29/26)
Free Throws Attempted	9	at Southern Indiana (1/8/26)
Assists	6	vs. UT Martin (1/20/26)
Blocks	4	vs. Eastern Illinois (1/1/26)
Steals	2	5x, last vs. Southern Indiana (2/7/26)
Minutes	32	4x, last at SIU Edwardsville (2/12/26)

## Terry's Game-by-Game Statistics

2025-26	FG	3P	FT	O/D	REB	F	PTS	A	TO	B	S	M
at Saint Louis*	5-13	0-1	3-4	1/1	2	2	13	0	2	0	2	25
at Missouri*	2-5	0-1	0-0	1/2	3	5	4	1	2	0	1	13
Webster*	1-3	0-1	5-8	0/2	2	1	7	2	0	0	1	13
St. Thomas (Minn.)*	7-11	0-0	0-3	2/1	3	4	14	2	2	1	1	22
at Iowa*	5-5	0-0	2-3	0/4	4	2	12	1	1	0	0	25
vs. Cal Poly*	3-6	0-0	0-1	0/5	5	4	6	0	2	1	1	28
at Northern Arizona*	6-10	1-1	1-3	2/2	4	3	14	3	2	0	1	19
Lipscomb*	5-11	0-0	0-0	4/6	10	3	10	0	3	0	0	23
St. Mary of the Woods	5-12	0-2	3-3	1/4	5	0	13	2	0	1	2	19
at Chattanooga	3-7	0-0	0-0	3/2	5	5	6	2	2	1	2	19
Saint Xavier (Ill.)	2-6	0-0	0-1	3/2	5	1	4	0	0	1	0	13
at Tennessee Tech	2-4	1-1	0-0	1/2	3	5	5	0	1	1	0	10
at Tennessee State	3-5	0-1	3-6	2/3	5	3	9	5	1	0	0	30
Eastern Illinois	2-7	0-0	0-0	2/4	6	2	4	5	0	4	0	31
Western Illinois	5-8	0-1	0-0	2/3	5	2	10	1	2	1	1	21
at Southern Indiana	13-16	2-2	2-9	3/5	8	4	30	2	2	2	2	32
at Morehead State	5-5	1-1	2-5	3/2	5	3	13	2	1	0	1	23
Lindenwood*	3-7	1-1	3-4	1/5	6	5	10	1	5	0	0	22
SIU Edwardsville*	3-6	0-1	1-2	2/10	12	2	7	2	3	2	0	32
UT Martin*	2-3	0-1	4-8	2/6	8	2	8	6	2	0	0	27
Little Rock*	4-6	0-0	2-5	1/5	6	2	10	4	2	0	0	32
at Western Illinois*	5-8	0-0	6-6	2/6	8	4	16	0	2	0	0	30
at Eastern Illinois*	9-13	1-2	3-5	1/7	8	2	22	5	1	3	1	30
Morehead State*	5-7	0-1	3-4	0/3	3	3	13	3	3	0	0	21
Southern Indiana*	9-13	0-0	4-4	3/5	8	2	22	5	3	2	2	32
at SIU Edwardsville*	1-10	0-2	1-2	2/3	5	2	3	0	1	2	0	32
at Lindenwood*	3-7	0-0	4-4	1/4	5	4	10	3	4	1	1	25
at UT Martin												
at Little Rock												
Tennessee State												
Tennessee Tech												

• - Game Started

## CAREER-HIGHS

Points	30	at Southern Indiana (1/8/26)
Total Rebounds	12	vs. SIU Edwardsville (1/17/26)
Offensive Rebounds	5	vs. Tennessee State (2/1/25)
Defensive Rebounds	10	vs. SIU Edwardsville (1/17/26)
Field Goals Made	13	at Southern Indiana (1/8/26)
Field Goals Attempted	16	at Southern Indiana (1/8/26)
3-Point Field Goals Made	2	at Southern Indiana (1/8/26)
3-Point Field Goals Attempted	2	4x, last at SIU Edwardsville (2/12/26)
Free Throws Made	10	vs. Tennessee State (2/1/25)
Free Throws Attempted	11	vs. Tennessee State (2/1/25)
Assists	6	vs. UT Martin (1/20/26)
Blocks	4	vs. Eastern Illinois (1/1/26)
Steals	4	at Little Rock (2/11/25)
Minutes	33	vs. Morehead State (1/11/25)

## Terry's Career Statistics at Southeast Missouri

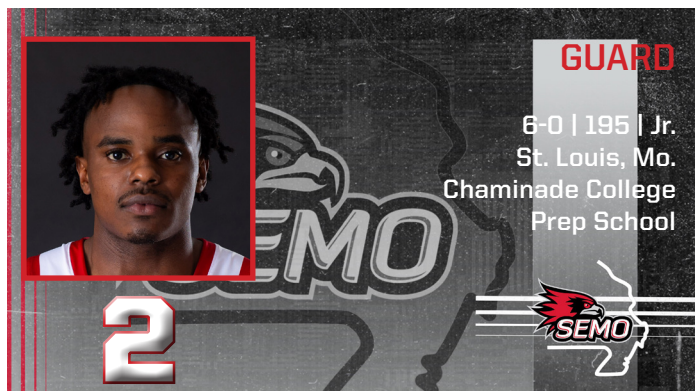
## Overall

Season	G-GS	Min	Avg	FG-FGA	Pct	3FG-3FGA	Pct	FT-FTA	Pct	Off	Def	Tot	Avg	PF	FO	A	TO	Blk	Stl	Pts	Avg
2024-25	33-33	765	23.2	141-216	.653	1-1	1.000	87-125	.696	53	95	148	4.5	91	5	42	54	24	43	370	11.2
2025-26	27-18	655	24.3	118-214	.551	7-20	.350	52-90	.578	45	104	149	5.5	77	4	57	49	23	19	295	10.9
Totals	60-51	1420	23.7	259-430	.602	8-21	.381	139-215	.647	98	199	297	5.0	168	9	99	103	47	62	665	11.1

## Ohio Valley Conference Games Only

Season	G-GS	Min	Avg	FG-FGA	Pct	3FG-3FGA	Pct	FT-FTA	Pct	Off	Def	Tot	Avg	PF	FO	A	TO	Blk	Stl	Pts	Avg
2024-25	20-20	517	25.9	99-151	.656	1-1	1.000	63-90	.700	33	62	95	4.8	55	3	29	33	19	22	262	13.1
2025-26	16-10	432	27.0	74-125	.592	6-14	.429	38-64	.594	28	73	101	6.3	47	2	44	33	18	8	192	12.0
Totals	36-30	949	26.4	173-276	.627	7-15	.467	101-154	.656	61	135	196	5.4	102	5	73	66	37	30	454	12.6

## 2025-26 REDHAWKS

UT MARTIN  
FEBRUARY 17

## BJ WARD

## 2025-26 Notes

- Ranks third on the team in scoring with 11.6 points a game.
- Led Southeast Missouri with 16 points in his first start of the season at Saint Louis (11/3).
- Pitched in a career-high 23 points vs. Western Illinois (1/3) and poured in 21 vs. Morehead State (2/5). Added 20 points at SIU Edwardsville (2/12).
- St. Louis native who played against SLU for the first time in his career.
- Made 4-of-6 free throws, knocked down two 3-pointers and dished out three assists.
- Scored SEMO's first points of the season on a 3-pointer to give the Redhawks an early lead against the Billikens.
- Dished out a career-high eight assists at Eastern Illinois (1/31).
- Leads the team with 105 assists and is second with 41 three-pointers made.
- Ranks first on the team with a .831 free throw percentage.
- Ranks fifth in the Ohio Valley Conference in assists (3.8 apg) and fourth in assist/turnover ratio (2.1).

## 2025-26 SEASON-HIGHS

Points	23	vs. Western Illinois (1/3/26)
Total Rebounds	9	vs. Western Illinois (1/3/26)
Offensive Rebounds	4	at Tennessee Tech (12/18/25)
Defensive Rebounds	7	vs. Western Illinois (1/3/26)
Field Goals Made	9	vs. St. Thomas (11/15/25)
Field Goals Attempted	18	2x, last at Tennessee Tech (12/18/25)
3-Point Field Goals Made	4	at SIU Edwardsville (2/12/26)
3-Point Field Goals Attempted	10	at Tennessee Tech (12/18/25)
Free Throws Made	5	2x, last at Lindenwood (2/14/26)
Free Throws Attempted	8	at Lindenwood (2/14/26)
Assists	8	at Eastern Illinois (1/31/26)
Blocks	1	3x, last vs. Southern Indiana (2/7/26)
Steals	4	vs. St. Mary of the Woods (12/2/25)
Minutes	37	2x, last at SIU Edwardsville (2/12/26)

## Ward's Game-by-Game Statistics

2025-26	FG	3P	FT	O/D	REB	F	PTS	A	TO	B	S	M
at Saint Louis*	5-14	2-4	4-6	1/1	2	2	16	3	1	0	1	32
at Missouri*	2-9	0-2	0-0	1/1	2	2	4	7	3	0	1	37
Webster*	3-8	1-4	0-0	0/1	1	1	7	7	1	0	2	21
St. Thomas (Minn.)*	9-18	1-6	0-0	2/1	3	3	19	2	2	0	0	29
at Iowa*	3-8	1-3	1-2	0/0	0	2	8	5	3	0	0	32
vs. Cal Poly*	3-10	1-6	5-6	1/2	3	4	12	2	2	0	2	27
at Northern Arizona*	2-14	0-6	3-4	0/2	2	4	7	7	1	0	0	27
Lipscomb*	7-15	1-2	4-4	1/0	1	3	19	2	5	0	0	30
St. Mary of the Woods*	3-3	0-0	0-0	1/2	3	1	6	4	0	0	4	26
at Chattanooga*	4-8	2-4	0-0	1/0	1	2	10	4	3	0	1	36
Saint Xavier (Ill.)*	2-6	0-4	0-0	0/4	4	1	4	4	1	0	0	23
at Tennessee Tech*	6-18	3-10	4-4	4/2	6	1	19	4	4	0	0	31
at Tennessee State*	4-10	2-5	4-4	0/1	1	2	14	2	7	1	2	29
Eastern Illinois*	4-9	3-6	0-0	1/0	1	0	11	3	2	0	2	34
Western Illinois*	8-13	3-3	4-4	2/7	9	4	23	5	2	0	2	31
at Southern Indiana*	4-10	2-6	3-3	0/2	2	2	13	5	3	1	2	31
at Morehead State*	3-9	0-3	4-4	0/0	0	4	10	4	0	0	0	26
Lindenwood*	1-11	1-8	1-2	1/0	1	0	4	3	0	0	0	30
SIU Edwardsville*	4-9	1-2	0-0	0/2	2	2	9	2	2	0	1	27
UT Martin*	2-8	2-4	0-0	1/0	1	3	6	2	1	0	0	20
Little Rock*	4-5	2-2	1-2	0/1	1	2	11	2	2	0	0	35
at Western Illinois*	2-7	2-6	0-0	0/2	2	4	6	7	1	0	0	33
at Eastern Illinois*	2-4	1-2	0-0	0/1	1	1	5	8	1	0	1	30
Morehead State*	7-13	3-5	4-4	1/1	2	2	21	4	1	0	1	34
Southern Indiana*	4-9	1-2	2-2	2/3	5	2	11	1	0	1	1	29
at SIU Edwardsville*	8-17	4-8	0-0	0/1	1	2	20	2	2	0	0	37
at Lindenwood*	5-11	2-5	5-8	1/1	2	1	17	4	1	0	0	34
at UT Martin												
at Little Rock												
Tennessee State												
Tennessee Tech												

• - Game Started

## CAREER-HIGHS

Points	23	vs. Western Illinois (1/3/26)
Total Rebounds	10	vs. Crowley's Ridge (11/13/24)
Offensive Rebounds	4	at Tennessee Tech (12/18/25)
Defensive Rebounds	9	vs. Western Illinois (1/3/26)
Field Goals Made	9	vs. St. Thomas (11/15/25)
Field Goals Attempted	18	2x, last at Tennessee Tech (12/18/25)
3-Point Field Goals Made	6	at Vanderbilt (11/10/24)
3-Point Field Goals Attempted	10	2x, last at Tennessee Tech (12/18/25)
Free Throws Made	5	2x, last at Lindenwood (2/14/26)
Free Throws Attempted	8	at Lindenwood (2/14/26)
Assists	8	at Eastern Illinois (1/31/26)
Blocks	1	10x, last vs. Southern Indiana (2/7/26)
Steals	4	2x, last vs. St. Mary of the Woods (12/2/25)
Minutes	37	3x, last at SIU Edwardsville (2/12/26)

## Ward's Career Statistics at Southeast Missouri

## Overall

Season	G-GS	Min	Avg	FG-FGA	Pct	3FG-3FGA	Pct	FT-FTA	Pct	Off	Def	Tot	Avg	PF	FO	A	TO	Blk	Stl	Pts	Avg
2023-24	29-2	541	18.7	47-150	.313	11-68	.162	10-17	.588	6	32	38	1.3	30	0	55	24	2	17	115	4.0
2024-25	33-32	935	28.3	102-268	.381	51-145	.352	23-28	.821	20	57	77	2.3	73	2	74	44	5	30	278	8.4
2025-26	27-27	814	30.1	111-276	.402	41-118	.347	49-59	.831	21	38	59	2.2	57	0	105	51	3	23	312	11.6
Totals	89-61	2290	25.7	260-694	.375	103-331	.311	82-104	.788	47	127	174	2.0	160	2	234	119	10	70	705	7.9

## Ohio Valley Conference Games Only

Season	G-GS	Min	Avg	FG-FGA	Pct	3FG-3FGA	Pct	FT-FTA	Pct	Off	Def	Tot	Avg	PF	FO	A	TO	Blk	Stl	Pts	Avg
2023-24	17-2	275	16.2	25-82	.305	5-34	.147	6-11	.545	3	14	17	1.0	10	0	25	14	0	8	61	3.6
2024-25	20-20	562	28.1	59-157	.376	33-92	.359	12-15	.800	12	31	43	2.2	43	0	35	22	5	17	163	8.2
2025-26	16-16	491	30.7	68-163	.417	32-77	.416	32-37	.865	13	24	37	2.3	32	0	58	29	3	12	200	12.5
Totals	53-38	1328	25.1	152-402	.378	70-203	.345	50-63	.794	28	69	97	1.8	85	0	118	65	8	37	424	8.0





UT MARTIN  
FEBRUARY 17

## GAME SUMMARIES

### GAME 1



# FINAL SCORE

NOVEMBER 3, 2025  
ST. LOUIS, MO.

1ST HALF	2ND HALF	FINAL
35	32	67
44	48	92

**ST. LOUIS** - BJ Ward scored 16 points to lead four players in double figures as Southeast Missouri dropped its season-opener to Saint Louis.

SEMO held a 19-9 advantage in points off turnovers but couldn't overcome SLU's 48 points in the paint.

The Redhawks started strong leading for the opening 7:36 of the contest.

A native of St. Louis, Ward drained a 3-pointer for his team's first points of the season and Brendan Terry later made a layup to give the Redhawks their largest lead of the first half at 11-6 with 15:32 remaining.

After Marqueas Bell's pullup jumper put SEMO ahead 22-21, SLU put together a 10-0 run over the next 1:15.

Robbie Avila started the surge with a 3-pointer and SLU added four-straight free throws before Ishan Sharma buried a three to give the Billikens a 31-22 advantage at the 7:00 mark.

SLU used another jaunt, this time 7-0, to take its first

double-digit lead of the night. Avila knocked down a 3-pointer to cap that stretch as the Billikens widened their lead to 44-33 with a little under two minutes to go.

Terry's jumper beat the buzzer and lowered SLU's margin to 44-35 at the half.

The Billikens outscored SEMO, 48-32, in the second half and led by as many as 26 to close out their season-opening victory.

Ward shot 5-of-14 from the field, made a pair of 3-pointer and hit 4-of-6 free throws. He added a team-high three assists, as well.

Terry and Braxton Stacker followed with 14 and 12 points, respectively.

Bell was SEMO's other double-digit scorer with 10 points off the bench.

SLU shot 51.7 percent from the field in the first half and finished at just under 50 percent (49.3) for the game.

Avila paved the way with a double-double 18 points and 11 rebounds. Dion Brown turned in a double-double 11 points and 11 rebounds too.

SLU outrebounded SEMO, 54-29, and knocked down nine 3-pointers.

The Redhawks and Billikens met for the seventh time in SEMO's NCAA Division I era. All of those games were played in St. Louis with the last five matchups at Chaifetz Arena.

This year marked the fourth time SEMO opened a season against SLU. The Redhawks are now 13-22 all-time in season-openers since moving to the NCAA Division I ranks in 1991-92. Additionally, it was the 19th time in 20 years where SEMO played its season-opener away from home.

## Saint Louis 92, Southeast Missouri 67



Official Basketball Box Score - Final  
Southeast Mo. St. at Saint Louis  
11/03/25 Chaifetz Arena, St. Louis  
2025-26 Men's Basketball

Game Time: 7:00 PM  
Game Duration: 2:02  
Attendance: 5,364

Officials: Brian Shore, Cody Crum, Grant Toney

Southeast Mo. St. - 67

Record: 0-1

NO.	Name	Min	FG	3P	FT	Rebounds	Fouls	TP	AS	ST	Blocks	BS	BA	+/-
			M-A	M-A	M-A	OR DR TOT	PF							
15	Brendan Terry	F 25:47	5-13	0-1	3-4	1 1 2	2 3	13	0	2	2	0	0	-11
2	BJ Ward	G 32:18	5-14	2-4	4-6	1 1 2	2 5	16	3	1	1	0	0	-18
4	Troy Cole Jr.	G 12:08	1-4	1-4	2-2	0 2 2	4 2	5	1	0	0	0	0	-8
10	Luke Almodovar	G 23:01	2-7	1-4	3-6	2 2 4	3 4	8	0	1	0	0	1	-15
44	Braxton Stacker	G 29:37	4-8	1-3	3-3	0 2 2	1 4	12	0	2	3	1	0	-12
7	Landren Blocker	23:42	0-4	0-1	0-0	2 5 7	1 1	0	1	2	0	1	0	-20
30	Elliot Lowmides	12:16	1-1	0-0	0-1	0 2 2	3 2	2	0	0	0	1	0	-13
55	Marqueas Bell	22:16	4-9	0-1	2-2	0 4 4	1 3	10	1	0	0	0	0	-21
1	PJ Farmer	10:03	0-2	0-2	1-2	0 0 0	2 0	1	1	0	0	0	0	-2
18	David Idada	03:24	0-0	0-0	0-0	0 2 2	0 0	0	0	1	0	0	0	1
3	Trace Sadler	02:44	0-0	0-0	0-0	0 0 0	0 0	0	0	0	0	0	0	-3
25	Jay Reynolds	02:44	0-0	0-0	0-0	0 0 0	0 0	0	0	0	0	0	0	-3
Team						1 1 2	0 0	0	0	0	0	0	0	-3
Totals			22-62	5-20	18-26	7 22 29	19 24	67	7	9	6	3	1	-25

Major Fouls: Lowmides (F1) 2<sup>nd</sup> 15:12

Saint Louis - 92

Record: 1-0

NO.	Name	Min	FG	3P	FT	Rebounds	Fouls	TP	AS	ST	Blocks	BS	BA	+/-
			M-A	M-A	M-A	OR DR TOT	PF							
21	Robbie Avila	C 29:08	6-13	3-7	3-6	3 8 11	1 4	18	0	1	0	1	1	23
1	Quentin Jones	G 25:46	4-7	1-2	1-1	1 6 7	4 3	10	1	3	1	0	1	11
3	Trey Green	G 20:20	3-10	2-7	1-1	1 3 4	1 1	9	1	1	0	0	1	7
4	Amani McCottry	G 18:47	7-8	0-0	2-2	1 1 2	4 2	16	1	4	0	0	0	12
13	Dion Brown	G 21:10	5-7	1-1	0-0	3 8 11	2 3	11	3	3	1	0	0	14
0	Kellen Thames	19:18	5-8	0-1	2-2	1 3 4	3 1	12	3	1	3	0	0	18
11	Brady Dunlap	21:08	0-3	0-3	2-3	1 5 6	3 2	2	0	1	0	0	0	12
25	Paul Osieno	12:43	1-2	1-1	4-4	1 1 2	5 2	7	0	0	0	0	0	12
9	Ishan Sharma	20:44	2-4	1-3	2-2	1 2 3	1 1	7	1	0	1	0	0	16
15	Jax Kerr	06:38	0-3	0-2	0-0	1 0 1	1 0	0	0	0	0	0	0	0
24	Cam Hutson	04:18	0-2	0-2	0-0	0 0 0	1 1	0	0	0	0	0	0	0
Team						0 2 2	0 0	0	0	1	6	1	3	25
Totals			33-67	9-29	17-21	14 40 54	24 19	92	10	15	6	1	3	25

Major Fouls: NONE

	SEMO	SLU	Points from	SEMO	SLU
Biggest lead	5 (1 <sup>st</sup> 15:32)	26 (2 <sup>nd</sup> 4:46)	Turnovers	19	9
Best Scoring Run	4 (1 <sup>st</sup> 15:32)	13 (2 <sup>nd</sup> 12:06)	Paint	28	48
Lead Changes	5		Second Chance	5	12
Times Tied	0		Fast Breaks	8	20
Time with Lead	08:48	30:09	Bench	13	28

Period by Period Scoring	1st	2nd	TOT
SEMO	35	32	67
SLU	44	48	92





## GAME SUMMARIES

UT MARTIN  
FEBRUARY 17

## GAME 2



**COLUMBIA, Mo.** - Braxton Stacker scored a career-high 26 points and Luke Almodovar added 24 as Southeast Missouri gave Missouri a scare in a close 89-84 loss.

MU, which missed 12 free throws, made six free throws in the final 47 seconds to fend off the Redhawks.

SEMO went scoreless for the game's opening 5:06 and fell behind, 12-0.

Once the Redhawks settled in, they used a gutsy effort that gave the Tigers fits the rest of the way.

BJ Ward's jumper ended the early drought with 14:54 remaining in the first half.

After that, SEMO did a nice job of making extra passes to create scoring opportunities that enabled itself to build a halftime advantage.

Down, 34-27, SEMO tied things up with a 7-0 run.

Marqueas Bell made two free throws and Landren Blocker scored on a tip-in before Stacker was fouled and made a free throw to complete a 3-point play bringing the game to a 34-34

deadlock with 6:25 left.

Stacker followed that up with two more free throws to give SEMO its first lead of the night. Bell later made a layup to put the Redhawks up, 42-37, at the 2:54 mark.

Another two free throws by Stacker gave SEMO a second five-point cushion and Blocker's 3-pointer with three seconds on the clock sent the Redhawks into the intermission with a 51-46 lead.

The Redhawks shot a scorching 59.4 percent (19-of-32) from the field behind Stacker and Almodovar's big offensive surge. Stacker led the way with 17 points and Almodovar followed with 12 first-half points. Bell, too, reached double figures with 10 points off the bench.

Troy Cole, Jr. made two free throws to grab SEMO its largest lead of the night at 55-46 with 18:55 left to play in the second half.

MU pieced together a 12-0 run to regain the lead midway through the second stanza.

Mark Mitchell's jumper on a fast break gave the Tigers a 59-58 edge.

Jevon Porter then knocked down a free throw to finish off the run

putting MU up, 62-58, at the 12:23 mark.

Almodovar and Stacker each buried a 3-pointer to give SEMO a two-point lead before Stacker's jumper put the Redhawks ahead (75-74) for the last time with 4:45 on the clock.

Tied, 76-76, with 3:45 to go, MU scored 13 of the final 21 points to

pull away.

Stacker shot 8-of-14 from the field, made three 3-pointers and went a perfect 7-of-7 at the free throw line. He also pulled down a team-high six rebounds, dished out two assists and had two steals.

## Missouri 89, Southeast Missouri 84



Official Basketball Box Score - Final  
Southeast Mo. St. at Missouri  
11/07/25 Mizzou Arena, Columbia  
2025-26 Men's Basketball

Game Time: 7:01 PM  
Game Duration: 2:24  
Attendance: 11,314

Officials: Doug Shows, Owen Shortt, Enrol Lewis

Southeast Mo. St. - 84			Record: 0-2															
NO.	Name	Min	FG	3P	FT	Rebounds	Fouls	TP	AS	TO	ST	Blocks	BS	BA	+/-			
			FG	M-A	M-A	OR	DR	TP										
15	Brendan Terry	F 13:11	2-5	0-1	0-0	1	2	3	5	0	4	1	2	1	0	-10		
2	BJ Ward	G 37:16	2-9	0-2	0-0	1	1	2	2	0	4	7	3	1	0	-7		
4	Troy Cole Jr.	G 17:13	0-5	0-5	2-2	0	2	2	3	2	2	0	2	1	0	-10		
10	Luke Almodovar	G 34:10	9-20	5-13	1-2	1	3	4	2	1	24	2	3	3	0	3		
44	Braxton Stacker	G 31:34	8-14	3-8	7-7	1	5	6	4	4	26	2	3	2	1	-7		
55	Marqueas Bell	16:23	4-6	0-0	5-6	0	2	2	1	4	13	1	3	1	0	-4		
7	Landren Blocker	21:06	2-2	1-1	1-2	1	2	3	3	2	6	1	0	0	0	4		
18	David Idada	20:29	2-2	0-0	1-2	3	1	4	1	5	0	0	1	0	0	6		
30	Elliott Lowndes	03:15	0-0	0-0	0-0	0	0	0	0	0	0	0	0	1	0	3		
3	Trace Sadler	01:40	0-0	0-0	0-0	0	0	0	0	0	0	0	0	0	0	0		
1	PJ Farmer	01:04	0-0	0-0	0-0	0	0	0	0	0	0	0	0	0	0	-2		
9	Blaize Sagna	02:39	0-0	0-0	0-0	0	2	2	0	1	0	0	0	0	0	0		
Team						5	0	5	0	0	0	0						
Totals			29:63	9-30	17-21	13	20	33	25	15	84	14	16	11	1	6	-5	

Missouri - 89

Record: 2-0

Major Fouls: Ikada (TF) 1<sup>st</sup> 12:22

NO.	Name	Min	FG	3P	FT	Rebounds	Fouls	TP	AS	TO	ST	Blocks	BS	BA	+/-
14	Jevon Porter	F 19:24	1-2	0-0	1-2	0 2 2	3 1	3	2	2	1	0	0	4	
25	Mark Mitchell	F 31:32	12-14	0-0	5-11	2 3 5	1 8	29	3	6	1	1	0	12	
15	Shawn Phillips Jr.	C 21:06	3-5	0-0	1-4	1 4 5	3 2	7	2	4	2	3	0	-2	
0	Anthony Robinson II	G 36:04	4-9	1-2	6-7	1 3 4	3 6	15	2	3	3	0	0	9	
12	Sebastian Mack	G 18:57	5-9	0-1	1-1	0 1 1	0 3	11	0	0	0	0	1	11	
17	Jayden Stone	27:05	5-9	3-7	1-2	1 1 2	2 1	14	2	3	0	1	0	-11	
45	Luke Northweather	18:54	1-2	1-2	2-2	1 1 2	1 1	5	1	0	2	1	0	7	
5	T.O. Barrett	07:34	0-1	0-0	0-0	1 0 1	1 1	0	1	1	0	0	0	-12	
35	Jacob Crews	19:24	1-3	1-3	2-2	1 4 5	3 1	5	0	0	1	0	0	7	
Team						1 2 3	0	0	0	0					
Totals		32:54	6-15	19-31	9-21	30	17	24	89	13	19	10	6	1	5

SEMO		Mizzou																	
Biggest lead	9 (2 <sup>nd</sup> 18:59)	12 (1 <sup>st</sup> 15:07)	Points from Turnovers	13	17	Paint	28	46	Second Chance	9	8	Fast Breaks	9	16	Bench	24	24	Period by Period Scoring	
Best Scoring Run	9 (1 <sup>st</sup> 5:10)	12 (1 <sup>st</sup> 15:07)	SEMO	51	33	84	Mizzou	46	43	89									
Lead Changes	8	3	SEMO	51	33	84	Mizzou	46	43	89									
Times Tied	3	12:55	24:15																
Time with Lead	12:55	24:15																	





**UT MARTIN**  
**FEBRUARY 17**

## GAME SUMMARIES

### GAME 3



## FINAL SCORE

NOVEMBER 12, 2025  
CAPE GIRARDEAU, MO.

**CAPE GIRARDEAU, Mo.** - Marqueas Bell finished with a double-double 15 points and 10 rebounds, and 12 different players scored for Southeast Missouri in an 87-41 blow out win over Webster University.

SEMO led wire-to-wire in a dominating performance to grab its first win of the season.

The Redhawks were all over the Gorloks from the opening tip.

SEMO used an 11-2 run out of the gate and built a 29-6 lead in the first 9:25 of the contest. Nine players reached the scoring column during that surge that ended on a Braxton Stacker 3-pointer with 10:35 left in the first half.

Luke Almodovar extended the Redhawks margin to 38-13 when he buried a 3-pointer with just under seven minutes to go.

After redshirt-freshman Jay Reynolds' first career 3-pointer put SEMO ahead by 26, Troy Cole, Jr. threw down an alleyoop dunk off a pass from Bell to give the Redhawks a 45-17 advantage at the 3:53 mark.

SEMO headed into the intermission with a comfortable

46-22 lead.

The Redhawks heated up to shoot 54.8 percent (17-of-31) from the field and forced 11 turnovers in the first half.

SEMO continued to destroy the Gorloks in the second half.

This time, the Redhawks put together a 19-2 jaunt to grab a 41-point lead. Blaize Sagna drained a 3-pointer to widen SEMO's lead to 65-24.

Defensively, SEMO held WU scoreless for the first 5:18 of the second stanza.

The game couldn't get over quick enough for the Gorloks who were outscored, 41-18, in the final 20 minutes of play.

Another 3-pointer by Reynolds ran SEMO's lead to 75-31 with 6:51 to go.

Cole, Jr.'s tip-in (85-35) and a breakaway layup by PJ Farmer (87-37) gave the Redhawks their largest leads of the night before polishing off the victory.

Bell completed his first career double-double by shooting 6-of-8 from the field and a near-perfect 3-of-4 at the free throw line off

the bench. It was his third-straight game scoring in double figures. He also matched a career-best six assists.

Stacker followed with 10 points.

The Redhawks finished the night with a .516 field goal percentage and made eight 3-pointers. Additionally, SEMO received a big 50-19 boost from its bench.

SEMO improved to 26-9 all-time in home-openers during its NCAA Division I era. Tonight marked the Redhawks 10th home-opening win in the last 14 years.

The Redhawks also won their 41st-consecutive game against non-Division I schools.

## Southeast Missouri 87, Webster 41



Official Basketball Box Score - Final  
**Webster at Southeast Mo. St.**  
11/12/25 Show Me Center, Cape Girardeau  
2025-26 Men's Basketball

Game Time: 6:30 PM  
Game Duration: 1:46  
Attendance: 1,375

Officials: Kevin Driver, Cody Crum, Kelly Davis

Webster - 41

Record: 0-0

NO.	Name	Min	FG	3P	FT	Rebounds	Fouls	TP	AS	TO	ST	Blocks	BA	+/
			M-A	M-A	M-A	OR DR TOT	PF FD					BS		
1	Charles Nelson	F 20:24	2-11	0-3	2-2	0 0 0	0 1	6	0	3	2	1	0	-34
15	Sebastian Reed	F 15:48	2-9	0-0	0-0	1 2 3	2 2	4	1	1	0	0	1	-21
33	Adam Painter	F 22:02	3-5	0-0	0-0	6 3 9	1 0	6	0	2	0	0	1	-31
35	Justin Ugo	F 11:29	1-3	0-0	1-1	0 2 2	4 2	3	0	2	0	0	1	-19
2	Jemard Sykes II	G 22:11	1-5	1-4	0-0	2 3 5	2 1	3	1	1	0	0	0	-27
5	William Burroughs V	12:35	2-8	0-1	0-0	0 0 0	1 1	4	2	3	1	0	1	-12
44	Dallas Harding-Fair	15:10	2-3	0-0	0-0	0 1 1	1 2	4	0	1	0	0	0	-13
20	Kendall Horton	13:46	0-4	0-1	0-0	1 2 3	0 1	0	0	0	0	0	0	-22
34	Nbaye Thiam	07:38	0-1	0-0	0-1	0 2 2	2 1	0	0	0	0	0	0	-13
10	Jacob Schafer	16:54	1-2	1-2	1-2	0 0 0	0 1	4	2	1	1	0	0	-11
24	Colin DeBold	11:55	2-4	1-1	2-2	1 2 3	1 1	7	0	1	0	0	1	-5
42	Nkosi Constant	05:43	0-0	0-0	0-0	0 1 1	0 0	0	0	1	0	0	0	-1
22	Myles Allison	07:27	0-2	0-2	0-0	0 0 0	0 0	0	0	2	0	0	0	-13
14	Will Harmon	07:01	0-1	0-1	0-0	0 0 0	0 0	0	0	0	0	0	0	0
3	Amarion Mohair	04:51	0-0	0-0	0-0	0 0 0	0 0	0	1	1	0	0	0	-5
32	Andrew Hall	05:06	0-1	0-1	0-0	0 0 0	0 0	0	0	0	0	0	0	-3
Team						0 0 0	0 0	0	0	1				
<b>Totals</b>			16-59	3-16	8-8	11 18 29	14 13	41	7	20	4	1	5	-46

Shooting By Period			
1st FG%	10-32	31.3%	
3PT%	1-9	11.1%	
FT%	1-1	100%	
2nd FG%	6-27	22.2%	
3PT%	2-7	28.6%	
FT%	5-7	71.4%	
GM FG%	16-59	27.1%	
3PT%	3-16	18.8%	
FT%	6-8	75.0%	

Dead Ball Rebounds: 1, 6

Southeast Mo. St. - 87

Record: 1-2

NO.	Name	Min	FG	3P	FT	Rebounds	Fouls	TP	AS	TO	ST	Blocks	BA	+/
			M-A	M-A	M-A	OR DR TOT	PF FD					BS		
15	Brendan Terry	F 12:46	1-3	0-1	5-8	0 2 2	1 4	7	2	0	1	0	0	15
2	BJ Ward	G 21:12	3-8	1-4	0-0	0 1 1	1 0	7	7	1	2	0	0	29
4	Troy Cole Jr.	G 17:19	3-6	0-2	2-2	1 3 4	2 1	8	2	2	2	1	0	29
10	Luke Almodovar	G 16:11	2-6	1-5	0-0	0 2 2	1 1	5	1	0	1	0	0	28
44	Braxton Stacker	G 16:35	4-7	2-4	0-0	0 3 3	0 0	10	1	0	1	0	0	23
7	Landren Blocker	17:19	3-4	0-0	1-4	2 3 5	2 2	7	0	0	1	0	0	13
18	David Idada	09:11	2-2	0-0	0-2	1 1 2	1 1	4	0	0	0	1	0	8
55	Marqueas Bell	23:08	6-8	0-0	3-4	2 8 10	0 2	15	5	1	1	0	1	28
1	PJ Farmer	13:33	3-5	0-1	0-0	1 2 3	0 0	6	3	1	1	0	0	8
9	Blaize Sagna	16:11	1-5	1-4	2-2	0 1 1	2 1	5	1	1	0	0	0	15
30	Elliot Lowndes	11:29	3-4	1-2	0-0	1 2 3	0 0	7	1	0	0	1	0	14
3	Trace Sadler	09:25	0-0	0-0	0-0	0 1 1	1 0	0	0	0	0	2	0	9
25	Jay Reynolds	15:40	2-6	2-5	0-0	0 1 1	2 0	6	1	1	0	0	0	11
Team						0 0 0	0 0	0	0					
<b>Totals</b>			33-64	8-28	13-22	8 30 38	13 12	87	24	7	10	5	1	46

Major Fouls: Sykes II (TF) 1 2 6:07 Ugo (TF) 2 17:11

Major Fouls: NONE

	WEB	SEM
Biggest lead	0 (1 <sup>st</sup> 20:00)	50 (2 <sup>nd</sup> 2:52)
Best Scoring Run	4 (1 <sup>st</sup> 9:46)	16 (1 <sup>st</sup> 10:35)
Lead Changes	0	
Times Tied	0	
Time with Lead	00:00	39:46

Points from	WEB	SEM
Turnovers	6	27
Paint	20	50
Second Chance	6	15
Fast Breaks	4	21
Bench	19	50

Period by Period Scoring	1st	2nd	TOT
WEB	22	19	41
SEM	46	41	87





## GAME SUMMARIES

UT MARTIN  
FEBRUARY 17

## GAME 4



**CAPE GIRARDEAU, Mo.** - Luke Almodovar dropped in 20 points, BJ Ward followed with 19 and Marqueas Bell added a double-double 11 points and 10 rebounds as Southeast Missouri dropped an 84-72 decision to Summit League preseason favorite St. Thomas.

UST handed SEMO its first home loss of the season.

The Tommies scored 10 points off turnovers and 20 points in the paint during the first half.

UST maintained control with 16 points from its bench despite being outrebounded 15-0 on the offensive glass.

The Tommies used a 10-0 run in the first 2:18 of the contest and led by double figures, 41-29, at the half.

Jeremiah Coleman's 3-pointer gave UST its largest lead at 57-34 with 15:05 to play in the second half.

SEMO was able to knock the Tommies' lead down to nine on two occasions in the final four minutes, but that was as close as the Redhawks would get.

Almodovar put together his second 20-point scoring effort of the season to lead four SEMO players in double figures.

He shot 6-of-15 from the field and a perfect 5-of-5 at the free throw line. Almodovar also grabbed five rebounds.

BJ ward followed with 19 points, while Brendan Terry added 14 and Marqueas Bell finished with a double-double 11 points and 10 rebounds. For Bell, it was his second-straight double-double off the bench.

Nolan Minnesale led all scorers with a game-high 24 points and Isaiah Johnson-Arigo scored 21 off the bench. Coleman (13), Austin Herro (10) and Nick Janowski (10) scored double figures for the Tommies, as well.

UST made 22-of-26 free throws and outscored SEMO by a +15 margin (22-7) at the charity stripe. The Tommies held a 36-11 advantage in bench points and shot 58.7 percent (27-of-46) from the field for the game.

In the second half alone, UST made 65 percent (13-of-20) of its

field goals.

UST and SEMO met for the first time in 2025-26. The Tommies marked the first Minnesota school the Redhawks faced in their men's basketball program history.

The 2024-25 Ohio Valley Conference regular-season basketball championship banner

was dropped from the rafters of the Show Me Center prior to tip-off.

## St. Thomas 84, Southeast Missouri 72



Official Basketball Box Score - Final  
St. Thomas (MN) at Southeast Mo. St.  
11/15/25 Show Me Center, Cape Girardeau  
2025-26 Men's Basketball

Game Time: 2:00 PM  
Game Duration: 1:59  
Attendance: 1,750

Officials:

St. Thomas (MN) - 84

Record: 3-2

NO.	Name	Min	FG	3P	FT	Rebounds	Fouls	TP	AS	TO	ST	Blocks	+/-
			M-A	M-A	M-A	OR DR TOT	PF	FD				BS BA	
32	Carter Bjerkie	F 08:34	1-2	0-1	0-0	0 1 1	4 1	2	1	1	0	0	12
4	Nolan Minnesale	G 36:19	7-12	2-3	8-10	0 6 6	3 10	24	4	5	0	0	19
11	Austin Herro	G 29:02	4-4	0-0	2-2	0 5 5	0 1	10	5	2	3	0	20
23	Nick Janowski	G 29:22	3-8	1-4	3-4	1 4 5	0 3	10	1	1	0	0	11
34	Ben Oosterbaan	G 20:44	1-3	0-1	0-0	0 4 4	2 0	2	1	1	1	0	16
0	Isaiah Johnson-Arigo	25:27	5-8	2-3	9-10	0 4 4	4 6	21	0	3	1	2	0
2	Jermaine Coleman	23:42	5-8	3-6	0-0	0 1 1	1 0	13	0	1	0	0	8
3	Ryan Lafferty	14:32	0-0	0-0	0-0	0 3 3	1 0	0	0	1	2	0	-5
12	Ryan Dufault	12:18	1-3	0-0	0-0	0 0 0	0 0	2	0	0	0	0	-9
Team						0 0 0	0 0	0	1				
Totals			27-46	8-18	22-26	1 28 29	15 21	84	12	16	7	2	12

Shooting By Period		
1st	FG%	14-26 53.8%
	3PT%	4-12 33.3%
	FT%	9-10 90%
2nd	FG%	13-20 65.0%
	3PT%	4-6 66.7%
	FT%	13-16 81.3%
GM	FG%	27-46 58.7%
	3PT%	8-18 44.4%
	FT%	22-26 84.6%

Dead Ball Rebounds: 1, 2

Southeast Mo. St. - 72

Record: 1-3

NO.	Name	Min	FG	3P	FT	Rebounds	Fouls	TP	AS	TO	ST	Blocks	+/-
			M-A	M-A	M-A	OR DR TOT	PF	FD				BS BA	
15	Brendan Terry	F 22:20	7-11	0-0	0-3	2 1 3	4 3	14	2	2	1	1	-12
2	BJ Ward	G 29:05	9-18	1-6	0-0	2 1 3	3 1	19	2	2	0	0	-9
4	Troy Cole Jr.	G 16:15	1-4	0-1	1-2	0 1 1	0 1	3	0	2	1	0	-24
10	Luke Almodovar	G 29:06	6-15	3-6	5-5	0 5 5	3 3	20	1	0	0	0	-7
44	Brextion Stacker	G 29:24	2-9	1-4	0-0	0 2 2	3 1	5	0	0	1	1	-16
7	Landren Blocker	08:53	0-0	0-0	0-0	0 0 0	0 0	0	0	0	0	0	1
18	David Idada	11:26	0-0	0-0	0-0	0 0 0	3 1	0	1	0	0	0	2
55	Marqueas Bell	29:59	5-10	0-0	1-2	2 8 10	4 4	11	5	4	3	0	5
9	Blaise Sagna	09:16	0-0	0-0	0-0	0 0 0	1 0	0	0	0	0	0	-2
30	Elliot Lowndes	03:08	0-0	0-0	0-0	0 0 0	0 0	0	0	1	0	0	-2
1	PJ Farmer	11:08	0-1	0-1	0-0	0 0 0	3 3	1	0	2	0	0	4
Team						0 0 0	0 0	0	0				
Totals			30-67	5-18	7-12	6 21 27	21 15	72	11	13	6	2	-12

Major Fouls: NONE

	STM	SEM	Points from	STM	SEM	Period by Period Scoring
Biggest lead	23 (2 <sup>nd</sup> 15:05)	0 (1 <sup>st</sup> 20:00)	Turnovers	17	17	1st 2nd TOT
Best Scoring Run	10 (1 <sup>st</sup> 17:42)	12 (2 <sup>nd</sup> 3:14)	Paint	38	36	STM 41 43 84
Lead Changes	0		Second Chance	2	14	SEM 29 43 72
Times Tied	0		Fast Breaks	13	7	
Time with Lead	39:25	00:00	Bench	36	11	





**UT MARTIN**  
**FEBRUARY 17**

## GAME SUMMARIES

### GAME 5



**IOWA CITY, Iowa** - Southeast Missouri (1-4) fell to Big Ten Conference foe Iowa (4-0) by a score of 99-70 at Carver-Hawkeye Arena Tuesday night.

Luke Almodovar led three SEMO players in double figures with 15 points, his third double-digit effort in five starts. Brendan Terry and Braxton Stacker followed with 12 and 11 points, respectively.

SEMO had some good looks but struggled to score early. The Redhawks turned the ball over 10 times and were hampered by foul trouble too, as Iowa built its big lead.

Iowa, which shot 60.9 percent (14-of-23) from the field, made more free throws than it did field goals to key a 49-point first half. The Hawkeyes outscored the Redhawks, 17-2, at the free throw line in the game's first 20 minutes.

Tavion Banks' layup gave Iowa its first double-digit lead at 17-7 less than seven minutes into the contest and the Hawkeyes later led, 49-25, at the half.

SEMO played much better in the second half shooting 64 percent

(16-of-25) from the field, its highest percentage in any half of basketball through five games this season.

Terry's two free throws cut the Hawkeyes lead to 86-67 with 3:48 to go and that was as close as the Redhawks could get.

Almodovar went 6-of-8 from the field and made a pair of 3-pointers, while Terry made all five of his field goals to go along with four rebounds. Stacker shot 4-of-9 from the field in his fourth game with double figures in the scoring column.

In his first career SEMO start, Landren Blocker finished with four points and three rebounds. Freshman PJ Farmer paved the way with five rebounds off the bench.

For the game, the Redhawks shot a season-best 52 percent (26-of-50) from the floor.

Alvaro Folgueiras led Iowa with 16 points off the bench. Folgueiras was one of 11 players who scored for the Hawkeyes.

Iowa outscored SEMO by a +17 margin (29-12) at the free throw line and made 10 three-pointers. The Hawkeyes shot 61.2 percent (30-of-

49) from the field and 43.5 percent (10-of-23) from long range.

## Iowa 99, Southeast Missouri 70



Official Basketball Box Score - Final  
**Southeast Mo. St. at Iowa**  
11/18/25 Carver-Hawkeye Arena, Iowa City, Iowa  
2025-26 Men's Basketball

Game Time: 7:34 PM  
Game Duration: 2:03  
Attendance: 5,302

Officials: Earl Walton, Michael Irving, Rob Kueneman

Southeast Mo. St. - 70

Record: 1-4

Westview High School - 11/17/16															
NO.	Name	Min	FG	3P	FT	Rebounds	Fouls	PF	FD	AS	TO	ST	Blocks	+/-	
			M-A	M-A	M-A	OR DR TOT	PF	FD					BS BA		
15	Brendan Terry	F 25:52	5-5	0-0	2-3	0 4 4	2 2	12	1	1	0	0	0	-12	
2	BJ Ward	G 32:50	3-8	1-3	1-2	0 0 0	2 3	8	5	3	0	0	0	-15	
7	Landren Blocker	G 13:08	1-4	1-2	1-2	1 1 2	5 3	4	2	0	0	1	1	-8	
10	Luke Almodovar	G 26:46	6-9	2-4	1-2	1 0 1	2 1	15	0	2	2	0	0	-23	
44	Braxton Stacker	G 23:01	4-9	1-4	2-2	1 2 3	2 3	11	0	2	1	0	1	-11	
18	David Ikada	15:11	0-0	0-0	0-0	0 2 2	2 0	0	0	1	1	0	0	0	
4	Troy Cole Jr.	08:21	0-1	0-0	2-4	0 0 0	4 2	2	0	1	0	0	0	-9	
30	Elliot Lowmides	12:27	1-3	1-2	0-0	0 0 0	3 0	3	0	0	0	0	0	-20	
55	Marques Bell	14:42	2-4	0-0	3-4	2 1 3	2 4	7	0	4	0	0	0	-14	
9	Blaise Sagna	06:01	1-2	0-0	0-0	1 1 2	0 1	2	0	0	0	0	0	-15	
1	PJ Farmer	14:53	2-3	0-0	0-2	2 3 5	0 1	4	2	2	0	0	0	-5	
3	Trace Sadler	05:43	1-1	0-0	0-0	1 0 1	1 0	2	0	0	0	0	0	-13	
25	Jay Reynolds	01:05	0-1	0-1	0-0	0 0 0	0 0	0	0	0	0	0	0	0	
Team						1 2 3	0	0		1					
Totals				26-50	6-16	12-21	10 16 26	25 20	70	10	17	4	1	2	-29

Shooting By Period		
1st FG%	10-25	40.0%
3PT%	3-8	37.5%
FT%	2-4	50%
2nd FG%	16-25	64.0%
3PT%	3-8	37.5%
FT%	10-17	58.8%
GM FG%	26-50	52.0%
3PT%	6-16	37.5%
FT%	12-21	57.1%

Dead Ball Rebounds: 4, 0

Iowa - 99

Record: 4-0

NO. Name		Min	FG M-A	3P M-A	FT M-A	Rebounds OR DR TOT	Fouls PF FD	TP	AS	TO	ST	Blocks BS BA	+/-	
3	Cam Manyawu	F 16:44	4-4	0-0	4-6	0 3 3	1 4	12	1	0	0	0	12	
8	Cooper Koch	F 17:17	3-4	1-2	2-2	2 1 3	1 1	9	0	0	2	0	17	
6	Tavion Banks	G 11:07	2-2	0-0	2-4	2 2 4	3 2	6	0	2	0	1	0	18
14	Bennett Stirtz	G 32:58	4-8	2-4	5-6	1 0 1	1 4	15	9	0	1	0	1	29
23	Isaiah Howard	G 15:57	3-6	0-3	1-2	1 1 2	0 1	7	0	2	1	0	0	12
7	Alvaro Folgueiras	25:27	4-6	3-5	5-6	0 5 5	4 4	16	1	0	0	0	0	17
24	Tate Sage	18:27	1-4	0-1	5-6	3 2 5	3 3	7	2	1	3	1	0	17
11	Kael Combs	15:42	1-2	0-0	4-4	0 0 0	0 2	6	2	2	0	0	0	12
27	Trevin Jirak	20:44	4-6	1-3	1-3	0 3 3	4 3	10	1	3	0	0	0	7
15	Brendan Hausen	19:55	3-6	3-5	0-0	0 2 2	0 0	9	1	0	0	0	0	0
44	Joey Matteoni	05:42	1-1	0-0	0-0	0 0 0	3 0	2	0	1	1	0	0	4
Team						0 0 0	0 0	0		0				
Totals			30-49	10-23	29-39	9 19 28	20 24	99	17	11	11	2	1	29

Major Fouls: NONE

	SEMO	IOWA
Biggest lead	0 (1 <sup>st</sup> 20:00)	30 (2 <sup>nd</sup> 13:46)
Best Scoring Run	6 (2 <sup>nd</sup> 3:48)	10 (2 <sup>nd</sup> 1:13)
Lead Changes	0	
Times Tied	0	
Time with Lead	00:00	39:50

Points from	SEMO	IOWA
Turnovers	14	25
Paint	34	38
Second Chance	15	16
Fast Breaks	6	4
Bench	20	50

Period by Period Scoring			
	1st	2nd	TOT
SEMO	25	45	70
IOWA	49	50	99





## GAME SUMMARIES

UT MARTIN  
FEBRUARY 17

## GAME 6



**CAPE GIRARDEAU, Mo.** - Marqueas Bell finished with a double-double 15 points and 10 rebounds, and 12 different players scored for Southeast Missouri in an 87-41 blow out win over Webster University.

SEMO led wire-to-wire in a dominating performance to grab its first win of the season.

The Redhawks were all over the Gorloks from the opening tip.

SEMO used an 11-2 run out of the gate and built a 29-6 lead in the first 9:25 of the contest. Nine players reached the scoring column during that surge that ended on a Braxton Stacker 3-pointer with 10:35 left in the first half.

Luke Almodovar extended the Redhawks margin to 38-13 when he buried a 3-pointer with just under seven minutes to go.

After redshirt-freshman Jay Reynolds' first career 3-pointer put SEMO ahead by 26, Troy Cole, Jr. threw down an alleyoop dunk off a pass from Bell to give the Redhawks a 45-17 advantage at the 3:53 mark.

SEMO headed into the intermission with a comfortable

46-22 lead.

The Redhawks heated up to shoot 54.8 percent (17-of-31) from the field and forced 11 turnovers in the first half.

SEMO continued to destroy the Gorloks in the second half.

This time, the Redhawks put together a 19-2 jaunt to grab a 41-point lead. Blaize Sagna drained a 3-pointer to widen SEMO's lead to 65-24.

Defensively, SEMO held WU scoreless for the first 5:18 of the second stanza.

The game couldn't get over quick enough for the Gorloks who were outscored, 41-18, in the final 20 minutes of play.

Another 3-pointer by Reynolds ran SEMO's lead to 75-31 with 6:51 to go.

Cole, Jr.'s tip-in (85-35) and a breakaway layup by PJ Farmer (87-37) gave the Redhawks their largest leads of the night before polishing off the victory.

Bell completed his first career double-double by shooting 6-of-8 from the field and a near-perfect 3-of-4 at the free throw line off

the bench. It was his third-straight game scoring in double figures. He also matched a career-best six assists.

Stacker followed with 10 points.

The Redhawks finished the night with a .516 field goal percentage and made eight 3-pointers. Additionally, SEMO received a big 50-19 boost from its bench.

SEMO improved to 26-9 all-time in home-openers during its NCAA Division I era. Tonight marked the Redhawks 10th home-opening win in the last 14 years.

The Redhawks also won their 41st-consecutive game against non-Division I schools.

## Southeast Missouri 84, Cal Poly 68



Official Basketball Box Score - Final  
Southeast Mo. St. at Cal Poly  
11/25/25 Role Activity Center, Flagstaff, Ariz.  
2025-26 Men's Basketball

Game Time: 6:00 PM  
Game Duration: 2:19  
Attendance: 86

Officials: Nate Nelson, Cody Crum, Bob Franklin

Southeast Mo. St. - 84

Record: 2-4

Worksheet: NO. 31 - 34																		
NO. Name		Min	FG	3P	FT	Rebounds		Fouls		TP	AS	TO	ST	Blocks		BS	BA	+
			M-A	M-A	M-A	OR	DR	OT	PF	FD								
15	Brendan Terry	F 28:33	3-6	0-0	0-1	0	5	5	4	2	6	0	2	1	1	1	1	8
2	BJ Ward	G 27:59	3-10	1-6	5-6	1	2	3	4	4	12	2	2	2	1	0	1	11
7	Landren Blocker	G 22:39	3-6	0-1	2-2	3	2	5	2	1	8	1	0	1	0	1	3	
10	Luke Almodovar	G 29:56	11-21	4-10	3-3	0	5	5	4	3	29	1	0	0	1	0	12	
44	Braxton Stacker	G 31:52	6-12	2-6	4-4	0	2	2	3	2	18	6	2	2	0	0	15	
4	Troy Cole Jr.	06:18	0-2	0-1	0-0	2	0	2	0	1	0	0	0	1	0	0	-5	
18	David Isada	07:56	0-0	0-0	0-0	3	3	6	0	3	0	0	2	0	1	0	13	
55	Marqueas Bell	16:54	3-3	0-0	0-0	1	1	2	4	1	6	1	2	0	1	0	19	
1	PJ Farmer	08:41	1-4	0-2	0-0	0	2	2	4	0	2	1	1	0	0	0	13	
9	Blaize Sagna	13:40	1-3	0-2	1-1	1	2	3	0	2	3	1	0	0	0	0	-4	
30	Elliott Lowndes	02:27	0-1	0-0	0-0	1	0	1	1	0	0	0	0	0	0	0	-3	
3	Trace Sadler	01:04	0-0	0-0	0-0	0	0	0	0	0	0	0	0	0	0	0	-2	
Team					1	2	3	0	0	0	0	1						
Totals				31-68	7-28	15-17	13	26	39	26	19	84	13	12	7	4	3	16

Shooting By Period		
1st FG%	10-35	28.6%
3PT%	1-15	6.7%
FT%	8-10	80%
2nd FG%	21-33	63.6%
3PT%	6-13	46.2%
FT%	7-7	100%
GM FG%	31-68	45.6%
3PT%	7-28	25.0%
FT%	15-17	88.2%

Dead Ball Rebounds: 1, 0

Cal Poly - 68

Record: 3-5

NO.	Name	Min	FG	3P	FT	Rebounds	OR	DR	TO	Fouls	TP	AS	TO	ST	Blocks	BS	+/-
7	All Assran	F 18:05	0-3	0-1	4-4	3	1	4	4	5	4	1	3	2	1	1	-4
11	Austin Goode	F 20:55	2-3	1-2	0-1	0	3	3	3	2	1	5	1	2	0	0	-4
3	Jake Davis	G 20:13	2-6	0-3	0-0	2	1	3	1	1	4	0	2	1	0	0	-5
5	Guzman Vasilic	G 24:49	2-8	1-5	4-4	0	2	2	0	2	9	0	0	0	1	0	-14
9	Peter Banelj	G 26:22	1-10	0-3	7-7	2	5	7	4	4	9	2	2	1	0	0	-6
00	Jason Scott	09:51	0-2	0-2	0-2	0	0	0	0	1	0	1	1	0	0	0	0
4	Kieran Elliott	13:56	2-3	0-0	2-2	4	1	5	3	1	6	0	0	0	1	0	-3
10	Hamad Mousa	24:02	1-5	1-2	11-11	0	3	3	4	5	14	1	4	1	0	2	-19
13	Troy Plumtree	14:50	1-4	0-1	0-0	1	4	5	0	2	2	0	4	0	1	1	-9
14	Cayden Ward	24:54	5-10	2-5	3-6	1	3	4	2	3	15	0	1	1	0	0	-17
15	Aaron Price, Jr.	02:03	0-0	0-0	0-0	1	0	1	0	0	0	0	0	0	0	0	1
Team						2	2	4	0	0	0	0	0				
Totals			16-54	5-24	31-37	16	25	41	20	25	68	6	19	7	3	4	-16

Major Fouls: Assran (TF) 1 1 10:36

		SEMO	CPO
Biggest lead	20 (2nd 7:41)	7 (1st 6:35)	
Best Scoring Run	12 (2nd 9:58)	7 (1st 6:35)	
Lead Changes	5		
Times Tied	5		
Time with Lead	15:08	21:35	
Points from Turnovers	23	13	
Paint	40	22	
Second Chance	14	19	
Fast Breaks	11	9	
Bench	11	37	
Period by Period Scoring			
	1st	2nd	TOT
SEMO	29	55	84
CPO	31	37	68





**UT MARTIN**  
**FEBRUARY 17**

## GAME SUMMARIES

### GAME 7



**FINAL SCORE**

NOVEMBER 26, 2025  
FLAGSTAFF, ARIZ.

	1ST HALF	2ND HALF	FINAL
<b>SEMO</b>	29	43	72
<b>NAU</b>	39	40	79

**FLAGSTAFF, Ariz.** - Braxton Stacker scored 15 points and Southeast Missouri made a late push in a 79-72 loss to Northern Arizona in the final game of the NAU Multiple Team Event.

SEMO won the second half for the second-straight night and rallied down the stretch, but NAU scored five points in the final 1:03 to fight off the Redhawks.

Down 14 (65-51) with 7:47 left to play, SEMO had a chance to get within three on two occasions.

Luke Almodovar and Brendan Terry each scored layups and were fouled. Both, however, missed a free throw that would have made it a three-point game.

Terry's layup made it a 74-70 game with 1:32 remaining.

After that, NAU finished things off with three of its last five points coming at the free throw line.

The Lumberjacks shot 56 percent from the field with makes on 14 of its 25 attempts in the first half.

SEMO led just once in the opening stanza when Terry split two free throws to give the Redhawks

a 3-2 edge less than two minutes in.

Ryan Abelman's jumper put the Lumberjacks ahead by double figures at 32-21 with 5:17 left to play.

The Redhawks pulled within seven on Almodovar's layup before NAU headed into the locker room with a 39-29 advantage.

With the win in the first meeting between the teams, the Lumberjacks improved to 4-0 at home this season.

Stacker shot 6-of-13 from the field, made three 3-pointers and grabbed two rebounds. He averaged 16.5 points in his two starts in Flagstaff. Stacker has scored double figures a team-high six times this season.

Terry was 6-of-10 from the floor and had four boards. David Idada added a season-high eight points and four rebounds off the bench.

SEMO outscored NAU, 43-40, in the second half and held a +10 advantage in points in the paint (48-38).

Abelman pitched in a game-high 20 points to lead four NAU players in double figures.

The Lumberjacks shot 52.8 percent (28-of-53) for the game and outscored the Redhawks, 18-7, at the free throw line. Eleven of those makes were in the second half.

## Northern Arizona 79, Southeast Missouri 72



Official Basketball Box Score - Final  
Southeast Mo. St. at Northern Ariz.  
11/26/25 Role Activity Center, Flagstaff, Ariz.  
2025-26 Men's Basketball

Game Time: 6:00 PM  
Game Duration: 2:02  
Attendance: 231

Officials: Mark Fulton, Layne Barney, Alexander Thompson

Southeast Mo. St. - 72

Record: 2-5

NO.	Name	Min	FG	3P	FT	Rebounds	Fouls	TP	AS	ST	Blocks	+/-
			M-A	M-A	M-A	OR DR TOT	PF				BS BA	
15	Brendan Terry	F 19:10	6-10	1-1	1-3	2 2 4	3 3	14	3	2	1 0	0 -6
2	BJ Ward	G 27:14	2-14	0-6	3-4	0 2 2	4 2	7	7	1	0 0	3 -3
7	Landren Blocker	G 10:58	1-1	0-0	0-1	1 1 2	1 2	2	0	1	0 1	0 -5
10	Luke Almodovar	G 30:48	4-10	1-5	0-1	1 1 2	1 3	9	0	1	1 0	1 -3
44	Braxton Stacker	G 32:14	6-13	3-8	0-0	0 2 2	4 0	15	0	1	2 0	0 0
18	David Idada	18:47	3-3	0-0	2-2	3 1 4	3 2	8	0	0	1 0	1 1
55	Marquese Bell	21:36	4-10	0-1	1-1	1 4 5	1 1	9	2	0	0 0	1 -2
4	Troy Cole Jr.	14:44	2-3	0-1	0-1	0 3 3	0 2	4	1	0	0 0	0 -4
1	PJ Farmer	06:30	0-1	0-1	0-0	0 0 0	0 0	0	0	1	0 0	0 -7
30	Elliot Lowndes	08:29	1-1	0-0	0-0	0 2 2	2 0	2	0	0	2 0	0 -3
9	Blaize Sagna	09:30	1-2	0-1	0-0	0 1 1	0 0	2	1	0	1 1	0 -3
Team						4 2 6	1	0	1			
<b>Totals</b>			30-68	5-24	7-13	12 21 33	20 15	72	14	8	5 5	5 -7

Shooting By Period		
1st FG%	11-29	37.9%
3PT%	3-13	23.1%
FT%	4-5	80%
2nd FG%	19-39	48.7%
3PT%	2-11	18.2%
FT%	3-8	37.5%
GM FG%	30-68	44.1%
3PT%	5-24	20.8%
FT%	7-13	53.8%

Dead Ball Rebounds: 2-0

Major Fouls: Coach (TF) 2 2nd 3:21

Northern Ariz. - 79

Record: 4-2

NO.	Name	Min	FG	3P	FT	Rebounds	Fouls	TP	AS	ST	Blocks	+/-
			M-A	M-A	M-A	OR DR TOT	PF				BS BA	
5	Zack Davidson	F 23:52	6-7	0-0	5-9	2 6 8	2 7	17	1	1	0 0	0 4
11	Ryan Abelman	G 35:57	7-13	4-7	2-2	0 4 4	0 1	20	2	3	2 2	0 7
22	Kavon Bradford	G 29:42	4-10	0-1	4-4	0 4 4	1 4	12	4	1	0 1	1 2
24	Isiah Shaw	G 23:19	0-3	0-1	6-8	2 2 4	3 4	6	0	3	0 0	1 -1
44	Arne Osojnik	G 15:58	2-6	1-1	0-0	0 3 3	0 0	5	0	1	2 0	1 -1
2	Chris Komin	23:55	0-2	0-0	0-0	0 0 0	0 0	0	0	0	1 0	2 6
3	Traivair Jackson	18:06	7-7	0-0	0-0	1 4 5	2 0	14	2	1	1 1	0 5
4	Oakland Fort	02:12	0-0	0-0	0-0	0 0 0	0 0	0	0	0	0 0	0 1
9	Karl Poom	17:52	2-5	0-3	1-2	0 3 3	4 3	5	3	0	0 0	0 6
7	Brennan Peterson	09:07	0-0	0-0	0-0	0 0 0	0 0	0	0	1	0 1	0 6
Team						2 4 6	0	0	0			
<b>Totals</b>			28-53	5-13	18-25	7 30 37	15 19	79	12	11	6 5	5 7

Major Fouls: NONE

	SEMO	NAU
Biggest lead	1 (1 <sup>st</sup> 18:10)	14 (2 <sup>nd</sup> 7:47)
Best Scoring Run	6 (2 <sup>nd</sup> 5:29)	6 (1 <sup>st</sup> 12:50)
Lead Changes	2	
Times Tied	1	
Time with Lead	00:22	37:32

	SEMO	NAU
Points from	13	9
Turnovers	15	17
Paint	48	38
Second Chance	15	17
Fast Breaks	7	12
Bench	25	19

	SEMO	NAU
Period by Period Scoring		
1st	29	43
2nd	43	72
TOT	72	79





## GAME SUMMARIES

UT MARTIN  
FEBRUARY 17

## GAME 8



FINAL SCORE

NOVEMBER 29, 2025  
CAPE GIRARDEAU, MO.

CAPE GIRARDEAU, Mo. - Braxton Stacker scored a game-high 24 points as Southeast Missouri dropped an 88-77 decision to Atlantic Sun member Lipscomb.

SEMO fell behind by double-digits when Charlie Williams made a 3-pointer to put LU ahead, 29-19, with 5:11 remaining in the first half.

The Bisons went on to lead, 38-30, at the intermission.

The Redhawks used a 10-2 run to regain the lead in the second half.

Stacker made two free throws to ignite the surge and knocked down a 3-pointer to make it a one-possession game. His layup then put SEMO up, 52-51, at the 12:30 mark.

Marqueas Bell later extended the Redhawks lead to 58-53 with 9:17 to go.

Tied at 66-66, LU went on a 19-6 run to pull away for good.

Titas Sargiunas made two free throws to finish off the run that gave the Bisons an 85-72 lead with 21 seconds left.

Stacker shot 6-of-13 from the field, made three 3-pointers and

hit 9-of-11 free throws. He also grabbed six rebounds and dished out four assists.

BJ Ward followed with 19 points and Brendan Terry turned in a double-double 10 points and 10 boards.

SEMO made 23 free throws and outrebounded LU, 39-32.

LU made 11 three-pointers and was led by Mateo Esmeraldo's 22 points. Esmeraldo was one of four players in double figures for the Bisons.

The Bisons shot 50 percent (29-of-58) from the field.

## Lipscomb 88, Southeast Missouri 77

Official Basketball Box Score - Final  
Lipscomb at Southeast Mo. St.  
11/29/25 Show Me Center, Cape Girardeau  
2025-26 Men's BasketballGame Time: 2:00 PM  
Game Duration: 2:03  
Attendance: 698

Officials: James Hicks, Chance Waleesen, Michael Smith Jr.

Lipscomb - 88

Record: 4-4

NO. Name	Min	FG	3P	FT	Rebounds	Fouls	TP	AS	TO	ST	Blocks	+/-
		M-A	M-A	M-A	OR DR TOT	PF FD					BS BA	
6 Or Ashkenazi	F 20:17	2-5	2-3	0-0	0 2 2	5 2	6	2	1	0	0 0	13
26 Titas Sargiunas	F 18:07	3-5	1-2	2-2	0 2 2	3 2	9	2	1	0	0 0	8
33 Charlie Williams	F 18:07	5-12	2-5	0-0	2 1 3	4 1	12	2	0	2	0 0	5
35 Grant Asman	C 32:43	0-5	0-3	3-4	2 9 11	1 3	3	7	2	0	1 1	19
1 Mateo Esmeraldo	G 38:03	7-12	1-3	7-10	1 3 4	0 6	22	5	2	4	0 0	14
7 Elihan Duncan	24:02	6-9	2-5	0-0	0 2 2	1 2	14	0	2	1	0 0	6
24 Cole Middleton	14:10	1-4	0-1	3-4	0 1 1	2 3	5	0	2	0	0 0	-8
3 Kennedy Okpara	14:17	3-4	3-3	2-4	0 3 3	2 2	11	0	1	1	1 0	0
23 Kellan Boylan	20:14	2-2	0-0	2-2	1 3 4	4 1	6	2	1	0	0 0	-2
Team					0 0 0	0 0			4			
<b>Totals</b>		29-58	11-25	19-26	6 26 32	22 22	88	20	16	8	2 1	11

Shooting By Period		
1st FG%	14-29	48.3%
3PT%	5-12	41.7%
FT%	5-10	50%
2nd FG%	15-29	51.7%
3PT%	6-13	46.2%
FT%	14-16	87.5%
GM FG%	29-58	50.0%
3PT%	11-25	44.0%
FT%	19-26	73.1%
Dead Ball Rebounds: 3, 1		

Southeast Mo. St. - 77

Record: 2-6

NO. Name	Min	FG	3P	FT	Rebounds	Fouls	TP	AS	TO	ST	Blocks	+/-
		M-A	M-A	M-A	OR DR TOT	PF FD					BS BA	
15 Brendan Terry	F 23:55	5-11	0-0	0-0	4 6 10	3 2	10	0	3	0	0 0	-16
2 BJ Ward	G 30:41	7-15	1-2	4-4	1 0 1	3 3	19	2	5	0	0 1	-12
7 Landren Blocker	G 10:49	0-1	0-0	2-4	0 0 0	4 2	2	0	1	0	1 0	-8
10 Luke Almódovar	G 22:51	1-7	0-5	1-2	0 4 4	1 2	3	0	0	0	1 1	-19
44 Braxton Stacker	G 37:39	6-13	3-8	9-11	3 3 6	3 6	24	4	2	0	0 0	-8
1 PJ Farmer	06:00	0-0	0-0	0-0	0 1 1	1 0	0	1	0	0	0 0	-3
4 Troy Cole Jr.	21:00	2-5	0-2	0-0	0 1 1	3 0	4	0	2	2	0 0	4
18 David Idada	13:50	0-1	0-0	6-6	2 2 4	1 3	6	0	0	0	0 0	5
55 Marqueas Bell	25:06	4-7	0-0	1-2	2 7 9	4 2	9	1	3	0	0 0	-2
30 Elliot Lowmides	02:29	0-1	0-1	0-1	0 0 0	0 1	0	0	0	0	0 0	3
9 Blaize Sagna	05:40	0-0	0-0	0-0	0 1 1	0 0	0	0	0	0	0 0	1
Team					0 2 2	0 0			1			
<b>Totals</b>		25-61	4-18	23-30	12 27 39	23 21	77	8	17	2	1 2	-11

Major Fouls: Terry (F) 2 2nd 8:10

	LIP	SEM
Biggest lead	13 (2nd 0:21)	5 (2nd 9:17)
Best Scoring Run	12 (2nd 0:21)	10 (2nd 11:30)
Lead Changes	6	
Times Tied	3	
Time with Lead	30:19	07:19

Points from	LIP	SEM
Turnovers	19	15
Paint	36	32
Second Chance	8	12
Fast Breaks	19	4
Bench	36	19

Period by Period Scoring			
	1st	2nd	TOT
LIP	38	50	88
SEM	30	47	77





UT MARTIN  
FEBRUARY 17

## GAME SUMMARIES

## GAME 9



## FINAL SCORE

DECEMBER 2, 2025  
CAPE GIRARDEAU, MO.

**CAPE GIRARDEAU, Mo.** - Landren Blocker had a season-high 14 points and seven rebounds to lead Southeast Missouri to a commanding 88-57 win over St. Mary of the Woods.

SEMO led from start to finish and scored 24 points off 17 turnovers. The Redhawks dominated the Pomeroyes in every phase of the game.

SEMO pressured SMWC into committing five turnovers and scored 10 points off those miscues en route to an early 11-0 lead just over two minutes into the game.

Blocker scored six of those points and capped the early jaunt with an alleyoop dunk off a pass from BJ Ward.

Braxton Stacker knocked down a 3-pointer to run SEMO's lead to 18-2 and Troy Cole, Jr. made two free throws to put the Redhawks up, 28-8, with 13:15 left in the first half.

Stacker drained another three to stretch his team's margin to 23 (42-19) before the Redhawks took a comfortable 50-32 advantage at halftime.

SEMO began the contest by making nine-straight field goals and scored 18 of its points off 12 turnovers in the first half. The Redhawks shot 52.6 percent (20-of-38) from the field get their big lead.

In the second half, the Redhawks went ahead by 30 on a jumper by Elliot Lowndes with 4:35 to go. Lowndes' second chance 3-pointer later gave SEMO its largest lead of the night with 34 seconds on the clock.

All 13 SEMO players scored.

Blocker shot 6-of-8 from the field and made 2-of-2 free throws. He added one assist, one steal and a block, as well.

Brendan Terry followed with 13 points in 19 minutes off the bench and Stacker chipped in 10.

Marqueas Bell (9), Lowndes (8), Luke Almodovar (6), PJ Farmer (6), David Idada (6), BJ Ward (6), Trace Sadler (4), Jay Reynolds (2), Blaize Sagna (2) and Troy Cole, Jr. (2) rounded out SEMO's scorers.

As a team, the Redhawks shot 51.5 percent (35-of-68) from the floor and outscored the Pomeroyes, 15-3, at the free throw line. SEMO

man-handled SMWC with a 62-32 showing inside the paint.

Defensively, the Redhawks posted a season-best 12 steals.

## Southeast Missouri 88, St. Mary of the Woods 57



Official Basketball Box Score - Final  
St. Mary-Woods at Southeast Mo. St.  
12/02/25 Show Me Center, Cape Girardeau  
2025-26 Men's Basketball

Game Time: 6:30 PM  
Game Duration: 1:35  
Attendance: 1,345

Officials: Coy Gammon, Philip Cudd, Dillon Brasher

St. Mary-Woods - 57

Record: 0-1

NO.	Name	Min	FG	3P	FT	Rebounds	Fouls	TP	AS	TO	ST	Blocks	+/-
			M-A	M-A	M-A	OR DR TOT	PF FO					BS BA	
1	Taray Howell	G 15:21	3-8	0-3	0-0	0 1 1	0 1	6	1	2	1	0	-20
4	Ellis Todd	G 16:30	3-7	0-1	0-0	0 2 2	1 0	6	0	4	0	0	-20
12	Malachi Pearson	G 13:57	2-4	0-0	0-0	0 1 1	0 0	4	0	2	1	0	-17
22	Ikechi Ajukwa	G 16:09	1-7	0-0	0-0	1 1 2	2 1	2	1	1	1	0	-21
28	Thomas Girma	G 18:50	2-5	1-1	0-0	4 1 5	1 0	5	0	0	2	0	-22
0	Stanley Harley	13:30	4-7	1-3	0-0	1 1 2	1 1	9	1	2	0	0	-8
8	Christopher Owens	21:45	2-5	0-2	0-0	0 1 1	1 0	4	1	2	1	0	-13
20	DeYon Bell	23:19	2-5	0-0	0-0	5 5 5	5 0	4	1	1	0	3	-9
25	Terrance Hill	21:02	5-8	0-2	3-3	0 2 2	0 2	13	0	0	1	0	-9
30	Ahadou Ceesay	21:42	2-5	0-0	0-2	2 4 6	2 4	4	1	2	1	0	-10
3	Zayvion Baker	11:28	0-3	0-3	0-0	0 0 0	1 0	0	2	0	1	0	-5
24	Christopher Owens	06:26	0-1	0-1	0-0	0 0 0	0 0	0	0	0	0	0	-1
Team						0 0 0	0	0	1				
Totals		26:65	2-16	3-5	8	19 27	14 9	57	8	17	9	3	-31

Major Fouls: NONE

Southeast Mo. St. - 88

Record: 3-6

NO.	Name	Min	FG	3P	FT	Rebounds	Fouls	TP	AS	TO	ST	Blocks	+/-
			M-A	M-A	M-A	OR DR TOT	PF FO					BS BA	
18	David Idada	G 12:00	3-3	0-0	0-0	0 0 0	0 0	6	0	0	0	1	13
2	BJ Ward	G 26:26	3-3	0-0	0-0	1 2 3	1 0	6	4	0	4	0	25
7	Landren Blocker	G 21:36	6-8	0-1	2-2	2 5 7	1 2	14	1	2	1	1	20
44	Braxton Stacker	G 18:27	4-6	2-4	0-0	0 1 1	1 0	10	5	1	2	0	22
55	Marqueas Bell	G 16:42	3-6	0-1	3-4	1 2 3	0 3	9	1	2	1	0	19
4	Troy Cole Jr.	11:07	0-1	0-1	2-2	0 0 0	1 2	2	2	1	0	0	1
15	Brendan Terry	19:38	5-12	0-2	3-3	1 4 5	0 2	13	2	0	2	1	16
10	Luke Almodovar	18:21	2-11	0-6	2-4	0 5 5	0 2	6	1	1	1	1	5
1	PJ Farmer	15:35	2-6	0-3	2-2	1 1 2	0 1	6	1	1	1	0	1
9	Blaize Sagna	12:30	1-1	0-0	0-0	2 2 4	1 0	2	0	0	0	0	12
30	Elliot Lowndes	09:26	3-5	1-2	1-1	1 4 5	2 2	8	0	2	0	0	10
3	Trace Sadler	08:22	2-3	0-0	0-0	0 2 2	1 0	4	0	1	0	0	2
25	Jay Reynolds	09:50	1-3	0-2	0-0	1 0 1	1 0	2	0	0	0	0	5
Team						0 0 0	0	0	0				
Totals		35:68	3-22	15-18	10	28 38	9 14	88	17	11	12	4	31

Major Fouls: NONE

	SMW	SEM
Biggest lead	0 (1 <sup>st</sup> 20:00)	31 (2 <sup>nd</sup> 0:34)
Best Scoring Run	5 (1 <sup>st</sup> 5:02)	11 (1 <sup>st</sup> 18:28)
Lead Changes	0	
Times Tied	0	
Time with Lead	00:00	39:46
Points from Turnovers	7	24
Paint	32	62
Second Chance	4	15
Fast Breaks	2	24
Bench	34	43





## GAME SUMMARIES

UT MARTIN  
FEBRUARY 17

## GAME 10



**CHATTANOOGA, Tenn.** - Southeast Missouri scored four points in the final 59 seconds to eke out a 74-70 win over Chattanooga in a thriller at McKenzie Arena.

In an up-tempo slugfest that featured 13 ties and 19 lead changes, SEMO delivered the knockout blow to come away with its first true road victory of the season.

Troy Cole, Jr., provided the spark the Redhawks needed to get to the finish line when he stole the ball and threw down a dunk giving SEMO a 70-68 edge with 1:39 to go.

After Makai Richards made two free throws to tie the game one last time, Cole, Jr. hammered down another big dunk. BJ Ward found Cole, Jr. who then drove the baseline and scored to regain a 72-70 advantage for the Redhawks.

Former Redhawk Teddy Washington, Jr. missed a jumper in the paint on UTC's ensuing possession. Luke Almodovar grabbed the rebound and Braxton Stacker was fouled. Stacker made two free throws with 13 seconds on the clock to ice it.

Almodovar gave SEMO its first lead in the second half when he stole the ball and went to the rim for a dunk to make it a 57-55 ballgame with 12:26 left to play.

Neither team led by more than three points for nearly nine minutes before the Redhawks took their two-possession lead in the final seconds.

SEMO and UTC shot 57 percent or better and led by no more than five points in a tightly contested first half.

Landren Blocker sent a jolt into the Redhawks out of the gate scoring a pair of layups and getting a steal in the first 2:09. Blocker's step back jumper put SEMO ahead, 6-1, with 17:51 remaining in the first half.

After Almodovar buried a 3-pointer to tie the game at 37-37, UTC answered with five-straight points and built its five-point cushion on Jordan Frison's driving layup with 51 seconds to go.

A pull up 3-pointer by Stacker and layup by Elliot Lowndes at the buzzer helped trim the Mocs' lead to 46-44 at the half.

The Redhawks shot 57.6 percent (19-of-33) from the floor, while UTC made 70.8 percent (17-of-24) of its field goals in the first 20 minutes of play.

Almodovar led three SEMO players in double figures with 16 points off the bench. He scored 12 of those from downtown.

Stacker followed with 12 points and Ward added 10. Stacker made a perfect 4-of-4 free throws and Ward posted four assists, as well.

Cole, Jr. also had nine points and five rebounds for the Redhawks, both season-highs.

## Southeast Missouri 74, Chattanooga 70

Official Basketball Box Score - Final  
Southeast Mo. St. at Chattanooga  
12/06/25 McKenzie Arena, Chattanooga  
2025-26 Chattanooga BasketballGame Time: 4:30 PM  
Game Duration: 1:49  
Attendance: 3,055

Officials: Glenn Tuitt, Enroll Lewis, Jason Creek

Southeast Mo. St. - 74													Chattanooga - 70												
Record: 4-6													Record: 4-5												
NO.	Name	Min	FG M-A	3P M-A	FT M-A	Rebounds OR DR TOT	Fouls PF FD	TP	AS	TO	ST	Blocks BS BA	+/-												
18	David Idada	C	14:58	0-0	0-0	0 0 0	3 1 0	0	1	0	0	0	3												
2	BJ Ward	G	36:26	4-8	2-4	0-0	1 0 1	2	10	4	3	1	0												
7	Landren Blocker	G	18:35	4-5	0-1	1-2	3 2 5	4	2	9	1	0	1												
44	Braxton Stacker	G	32:33	3-12	2-7	4-4	0 3 3	2	3	12	1	0	0												
55	Marqueas Bell	G	22:36	2-5	0-1	0-1	0 1 1	0	1	4	1	1	0												
15	Brendan Terry		18:05	3-7	0-0	0-0	3 2 5	5	0	6	2	2	1												
4	Troy Cole Jr.		18:29	4-6	1-2	0-0	1 4 5	2	1	9	1	1	0												
10	Luke Almodovar		27:51	6-13	4-9	0-1	0 4 4	1	5	16	1	2	1												
30	Elliot Lowndes		10:28	4-6	0-1	0-1	2 0 2	1	1	3	1	1	0												
Team						1 2 3 0	0 1	0	1	1	0	0													
Totals			30-62	9-25	5-9	11 21 32	18 13	74	13	11	6	3 3 4													

Shooting By Period		
1 <sup>st</sup> FG	19-33	57.6%
3PT%	6-13	46.2%
FT%	0-2	0%
2 <sup>nd</sup> FG	11-29	37.9%
3PT%	3-12	25.0%
FT%	5-7	71.4%
GM FG%	30-62	48.4%
3PT%	9-25	36.0%
FT%	5-9	55.6%

Dead Ball Rebounds: 1-1

Shooting By Period		
1st	FG%	19-33 57.6%
3PT%	6-13 46.2%	
FT%	0-2 0%	
2nd	FG%	11-29 37.9%
3PT%	3-12 25.0%	
FT%	5-7 71.4%	
GM FG%	30-62 48.4%	
3PT%	9-25 36.0%	
FT%	5-9 55.6%	

Dead Ball Rebounds: 1, 1

Chattanooga - 70													Major Fouls: Terry (TF) 2nd G 2nd												
Record: 4-5																									
NO.	Name	Min	FG M-A	3P M-A	FT M-A	Rebounds OR DR TOT	Fouls PF FD	TP	AS	TO	ST	Blocks BS BA	A+	Shooting By Period											
34	Makai Richards	F	19:30	2-4	0-0	4-4	0 3 3	2 2	8	3 1	0	1 1 2	2	1 <sup>st</sup>	FG%	17.24	70.8%								
2	Sebastian Hartmann	G	23:38	2-3	2-2	0-0	0 2 2	5 0 6	2 1	2	0	1 1 2	2	3 <sup>rd</sup>	55	55.6%									
5	Jordan Frison	G	33:35	6-7	0-1	5-7	1 6 7	1 6	17	3 6	2	0 0 -2	2	2 <sup>nd</sup>	FG%	8.26	30.8%								
10	Teddy Washington, Jr.	G	26:04	5-13	1-4	0-0	1 0 1	0 2	11	1 2	1	0 0 4	4	3 <sup>rd</sup>	2.8	25.0%									
11	Billy Smith	G	26:54	3-7	1-4	1-3	0 4 4	0 3	8	0 1	0	1 1 -1	1	FT%	6.9	68.0%									
0	Tate Danner		26:45	3-8	3-5	0-0	2 0 2	1 2	9	1 1	1	0 0 -6	6	GM FG%	50.50	50.0%									
30	Josh Bowman		17:47	1-5	0-1	0-0	0 4 4	0 0	2	1	0	0 0 -7	7	3 <sup>rd</sup>	1.7	41.2%									
1	Brennan Watkins		05:10	0-0	0-0	2-2	0 0 0	1 1	2	0	0	0 0 -1	1	13-17	76.5%										
3	Jikari Johnson		04:28	0-0	0-0	0-0	0 0 0	0 0	0	0	0	0 1 0 -2	2	Dead Ball Rebounds: 3.1											
55	Parker Robison		16:09	3-3	0-0	1-1	0 3 3	3 1	7	1 0	1	0 0 -9	9												
Team						0 1 1 0	0 0	0	0	0	0	0													
Totals			25-50	7-17	13-17	4 23 27	13 17	70	12	12	7 3 3 4														

Major Fouls: NONE

		SEMO	CHATT
Biggest lead		5 (1 <sup>st</sup> 17:51)	5 (1 <sup>st</sup> 0:51)
Best Scoring Run		6 (1 <sup>st</sup> 17:51)	6 (1 <sup>st</sup> 14:10)
Lead Changes		19	
Times Tied		13	
Time with Lead		08:53	21:07

		SEMO	CHATT
Points from Turnovers		16	11
Paint		38	28
Second Chance		15	7
Fast Breaks		6	6
Bench		39	20

Period by Period Scoring			
	1st	2nd	TOT
SEMO	44	30	74
CHATT	46	24	70





UT MARTIN  
FEBRUARY 17

## GAME SUMMARIES

### GAME 11



## FINAL SCORE

DECEMBER 14, 2025  
CAPE GIRARDEAU, MO.

	1ST HALF	2ND HALF	FINAL
UT Martin	22	43	65
SEMO	46	42	88

**CAPE GIRARDEAU, Mo.** - Marqueas Bell scored a career-high 19 points to lead Southeast Missouri to an 88-65 victory over Saint Xavier at the Show Me Center.

SEMO picked up its third-straight win and improved to 3-0 in December during its non-conference finale.

Ahead, 9-6, SEMO built a big lead with the help of a 20-2 run less than 10 minutes into the contest.

Brendan Terry's started the surge and Braxton Stacker later hit a 3-pointer to give the Redhawks their first double-digit lead. Luke Almodovar's two free throws capped the run putting SEMO ahead, 29-8, with 10:18 remaining in the first half.

Marqueas Bell drove the length of the court and beat the buzzer with a two-handed jam giving the Redhawks a 46-22 advantage at halftime.

SEMO forced 13 turnovers and limited SXU to 27.6 percent from the field in the first 20 minutes. The Cougars also made just 3-of-13 from long range.

The Redhawks led by as many as 33 when Almodovar drained a second chance 3-pointer to make it a 76-43 game with 9:57 to go.

As a team, SEMO shot 50.8 percent (31-of-61) from the field and made eight 3-pointers.

Bell was a perfect 6-of-6 from the floor and added 6-of-7 free throws. He also led the Redhawks with six rebounds and dished out three assists.

Almodovar followed with 14 points and Stacker chipped in 12.

The Redhawks forced 19 turnovers and SXU shot 39 percent (23-of-59) from the field, the lowest field goal percentage of any opponent this season.

## Southeast Missouri 88, Saint Xavier 65



Official Basketball Box Score - Final  
St. Xavier at Southeast Mo. St.  
12/14/25 Show Me Center, Cape Girardeau  
2025-26 Men's Basketball

Game Time: 2:00 PM  
Game Duration: 1:49  
Attendance: 1,482

Officials: Shane Staggs, Josh Pitts, Alex Manuel

St. Xavier - 65

Record: 0-1

NO.	Name	Min	FG	3P	FT	Rebounds	Fouls	TP	AS	TO	ST	Blocks	+/-
			M-A	M-A	M-A	OR DR TOT	PF	FD				BS BA	
2	Jerry Abushanab	G 22:53	1-6	0-3	1-1	0 1 1	2 1	3	0	3	0	1 0	-8
3	Mekhi Wilson	G 21:23	4-9	1-4	3-4	1 1 2	0 2	12	1	0	2	0 1	-7
4	Davion Lawrence	G 20:05	7-13	5-7	0-1	2 4 6	4 1	19	0	4	1	1 2	-13
13	Jordan Streeter	G 21:23	2-4	0-1	0-0	0 2 2	2 0	4	0	2	0	0 0	-7
0	Ashton Alwater	19:06	0-5	0-3	0-0	1 0 1	2 1	0	3	3	4	0 0	-13
5	Ike Nwadi	17:07	2-7	0-1	1-2	2 2 4	2 2	5	0	1	0	0 0	-19
23	DJ Shelton	06:47	1-2	1-1	0-0	1 3 4	0 0	3	1	0	1	0 1	5
15	Mason Kibelkis	19:55	1-3	1-3	0-0	0 1 1	0 0	3	0	0	2	0 0	-13
20	MJ Galmah	17:07	4-5	0-0	6-7	0 4 4	2 5	14	0	2	2	1 0	-12
21	James Morgan	11:42	0-3	0-1	0-0	0 1 1	2 0	0	0	0	0	0 0	-15
24	Marko Tojagic	17:06	1-2	0-0	0-4	0 4 4	2 2	2	0	2	0	1 0	-14
30	Landon Rivers	05:26	0-0	0-0	0-0	0 0 0	0 0	0	0	0	0	0 0	1
Team			0 0	0 0	0 0	0 0 0	0 0	0	0	2			
Totals			23-59	8-24	11-19	7 23 30	18 14	65	5	19	12	4 4	-23

Shooting By Period	1st FG%	2nd FG%	3rd FG%	GM FG%
	8-29 27.6%	15-30 50.0%	5-11 45.5%	23-59 39.0%
	3PT% 3-13 23.1%	3PT% 8-24 33.3%	3PT% 11-19 57.9%	3PT% 8-24 33.3%

Dead Ball Rebounds: 7, 3

Southeast Mo. St. - 88

Record: 5-6

NO.	Name	Min	FG	3P	FT	Rebounds	Fouls	TP	AS	TO	ST	Blocks	+/-
			M-A	M-A	M-A	OR DR TOT	PF	FD				BS BA	
18	David Idada	C 13:11	2-2	0-0	1-2	1 2 3	0 2	5	1	1	0	1 0	17
2	BJ Ward	G 22:43	2-6	0-4	0-0	0 4 4	1 0	4	4	1	0	0 0	22
7	Landren Blocker	G 14:14	3-4	0-0	0-0	1 3 4	1 0	6	2	2	1	0 0	1
44	Braxton Stacker	G 21:06	3-5	2-3	4-4	0 4 4	1 2	12	1	3	3	1 1	25
55	Marqueas Bell	G 19:53	6-6	1-1	6-7	2 4 6	1 4	19	3	1	1	0 0	16
15	Brendan Terry	13:01	2-6	0-0	0-1	3 2 5	1 1	4	0	0	0	1 0	0
4	Troy Cole Jr.	17:17	2-5	1-2	2-3	0 1 1	1 3	7	2	0	5	0 0	27
10	Luke Almodovar	19:00	4-8	2-6	4-5	0 3 3	1 3	14	1	1	0	0 0	16
30	Elkot Lowndes	13:13	2-4	1-3	0-0	1 2 3	3 0	5	0	1	1	0 0	4
1	PJ Farmer	18:03	1-4	0-1	1-2	0 2 2	2 2	3	5	4	0	0 0	1
9	Blaize Sagna	09:11	0-3	0-2	0-0	0 1 1	1 0	0	0	1	0	0 1	-4
25	Jay Reynolds	11:39	1-5	1-3	0-0	0 0 0	1 0	3	0	0	0	0 1	-4
3	Trace Sadler	07:29	3-3	0-0	0-1	0 1 1	0 1	6	0	0	0	0 0	-6
Team			0 0	0 0	0 0	0 0 0	0 0	0	0				
Totals			31-61	8-25	18-25	8 29 37	14 18	88	19	15	11	4 4	23

Major Fouls: NONE

	STX	SEM
Biggest lead	0 (1 <sup>st</sup> 20:00)	33 (2 <sup>nd</sup> 9:57)
Best Scoring Run	9 (2 <sup>nd</sup> 8:08)	8 (2 <sup>nd</sup> 4:44)
Lead Changes	0	
Times Tied	0	
Time with Lead	00:00	38:59

Points from	STX	SEM
Turnovers	15	24
Paint	28	46
Second Chance	7	12
Fast Breaks	14	20
Bench	27	42

Period by Period Scoring	1st	2nd	TOT
STX	22	43	65
SEM	46	42	88





## GAME SUMMARIES

UT MARTIN  
FEBRUARY 17

## GAME 12



**COOKEVILLE, Tenn.** - Southeast Missouri led by double figures late in the first half, but fell to Tennessee Tech, 85-74, at the Eblen Center.

TTU outscored SEMO, 51-39, in the second half and made a season-high 35 free throws en route to its first Ohio Valley Conference victory of the season.

The Golden Eagles fell behind, 23-13, with 8:10 left to play in the first half and were down, 35-34, at halftime before taking control.

Back-to-back 3-pointers by Ty Owens and C.J. McPherson quickly gave TTU a 40-36 lead a little over two minutes into the second stanza and the Golden Eagles didn't trail again.

The Golden Eagles heated up to make five-straight field goals. Owens' driving layup pushed TTU's lead to 50-41 before Braxton Stacker countered with a 3-point-er to make it a two-possession game ahead of the second media timeout.

Malik Ferguson scored on a layup, was fouled and added a free throw to get TTU its first

double-digit lead of the night at 54-44 with 12:40 on the clock.

The Golden Eagles were up by as many as 14 points and stayed ahead by double figures until Luke Almodovar knocked down a 3-point-er to make it a 74-67 game with 1:33 remaining.

Four of SEMO's first five made field goals of the game came from downtown.

BJ Ward, Brendan Terry and Almodovar each buried a three during a 14-3 run that helped get the Redhawks a 14-5 lead with 13:35 remaining in the first half.

Moments later, Elliot Lowndes drained a 3-point-er to give SEMO its first double-digit lead at 17-7.

Ward's tip-in put the Redhawks ahead by 10 again with a little over eight minutes to go.

SEMO then led 30-21 when TTU used a 9-0 run to tie the game. Dani Pounds made two free throws to bring the game to a 30-30 deadlock at the 2:16 mark.

Ward went to the free throw line and knocked down two free throws of his own to regain a 35-34 edge for the Redhawks at halftime.

There were a combined 50 fouls and 73 free throws attempted between the teams.

Ward matched a season-high 19 points on 6-of-18 field goals, three 3-pointers and a perfect 4-of-4 free throws. He also had six rebounds and dished out four assists.

Almodovar and Stacker followed with 17 and 12 points, respectively.

Both made five free throws each, as well.

As a team, the Redhawks were 24-of-31 at the charity stripe.

Pounds led all scorers with a game-high 22 points, including 14 at the free throw line. He was 14-of-17 for the night.

TTU shot 35-of-42 free throws.

## Tennessee Tech 85, Southeast Missouri 74



Official Basketball Box Score - Final  
Southeast Mo. St. at Tennessee Tech  
12/18/25 Eblen Center, Cookeville  
2025-26 Men's Basketball

Game Time: 7:30 PM  
Game Duration: 2:19  
Attendance: 751

Officials: Kevin Mathis, Jabir Walker, Kendrick Link

Southeast Mo. St. - 74			Record: 5-7 (2-1)																
NO.	Name	Min	FG	3P	FT	Rebounds	Fouls	TP	AS	TO	ST	Blocks	BA	BA	BA	BA	BA	BA	
18	David Idada	C 11:24	1-3	0-0	1-1	2 1 3	2 1	3	0	2	0	1	1	1	1	1	1	1	
2	BJ Ward	G 31:08	6-18	3-10	4-4	4 2 6	1 3	19	4	4	0	0	0	0	0	0	0	0	
7	Landren Blocker	G 19:44	1-3	0-0	1-2	2 3 5	4 1	3	1	0	0	0	0	0	0	0	0	0	
44	Braxton Stacker	G 34:16	3-11	1-5	5-5	1 1 2	4 4	12	1	1	2	0	1	1	1	1	1	1	
55	Marqueas Bell	G 25:48	1-4	0-0	3-4	3 1 4	1 4	5	2	2	1	0	2	1	1	1	1	1	
15	Brendan Terry	10:09	2-4	1-1	0-0	1 2 3	5 0	5	0	1	0	1	1	1	1	1	1	1	
10	Luke Almodovar	22:39	5-10	2-7	5-7	1 3 4	4 5	17	0	2	0	0	0	0	0	0	0	0	
4	Troy Cole Jr.	16:18	0-3	0-1	4-6	1 1 2	2 3	4	0	0	0	0	1	0	1	0	1	0	
30	Elliot Lowndes	12:54	2-4	1-2	1-2	1 5 6	4 1	6	0	0	0	0	2	0	2	0	2	0	
1	PJ Farmer	14:13	0-0	0-0	0-0	0 3 3	1 0	0	1	0	1	0	0	0	0	0	0	0	
3	Trace Sadler	01:27	0-0	0-0	0-0	0 0 0	0 0	0	0	1	0	0	0	0	0	0	0	0	
Team						0 0 0	0 0	0	1										
Totals			21-60	8-26	24-31	16 22 38	28 22	74	9	14	4	5	6	11					

Shooting By Period			
1 <sup>st</sup>	FG%	11-28	39.3%
	3PT%	5-12	41.7%
	FT%	8-10	80%
2 <sup>nd</sup>	FG%	10-32	31.3%
	3PT%	3-14	21.4%
	FT%	16-21	76.2%
GM	FG%	21-60	35.0%
	3PT%	8-26	30.8%
	FT%	24-31	77.4%

Dead Ball Rebounds: 2, 0

Tennessee Tech - 85		Record: 6-6 (1-0)																	
NO.	Name	Min	FG	3P	FT	Rebounds	Fouls	TP	AS	TO	ST	Blocks	BA	BA	BA	BA	BA	BA	BA
11	Dani Pounds	F 29:04	4-9	0-0	14-17	3 3 6	4 12	22	0	0	0	2	0	0	0	0	0	0	0
1	Mekhi Cameron	G 27:15	2-9	1-4	7-9	1 6 7	2 6	12	1	0	0	0	0	0	0	0	0	0	0
6	Brandon Muntu	G 29:38	4-5	2-3	2-2	0 2 2	3 1	12	2	1	0	0	0	0	0	0	0	0	0
9	Ty Owens	G 30:09	3-4	1-1	5-6	0 3 3	2 3	12	3	2	3	0	0	0	0	0	0	0	0
13	C.J. McPherson	G 16:57	1-4	1-4	0-0	1 1 2	3 0	3	1	1	0	0	0	0	0	0	0	0	0
7	JaJuan Nicholls	16:29	2-6	0-0	3-3	1 4 5	1 2	7	1	1	0	0	3	3	3	3	3	3	3
5	JaQuavian Florence	23:42	2-7	0-1	2-2	0 2 2	3 1	6	2	1	3	1	0	2	2	2	2	2	2
0	Malik Ferguson	16:18	4-6	1-2	2-3	0 2 2	3 3	11	1	3	0	0	2	4	4	4	4	4	4
3	Jah'Kim Payne	08:28	0-0	0-0	0-0	0 2 2	1 0	0	1	0	0	0	0	0	0	0	0	0	0
Team						3 2 5	0 0	0	2										
Totals			22-50	6-15	35-42	9 27 36	22 28	85	12	11	7	6	5	11					

Major Fouls: NONE

SEM		TTU		Points from		SEM		TTU		Period by Period Scoring	
Biggest lead	10 (1 <sup>st</sup> 12:43)	14 (2 <sup>nd</sup> 10:19)		Turnovers	9	15		1st	35	39	74
Best Scoring Run	9 (1 <sup>st</sup> 13:35)	9 (1 <sup>st</sup> 2:16)		Paint	22	30		2nd	34	51	85
Lead Changes	4			Second Chance	21	12					
Times Tied	4			Fast Breaks	14	25					
Time with Lead	18:42	19:42		Bench	32	24					

Game Notes: FOULED OUT: Southeast Missouri State - Terry (8:44 2nd) •





**UT MARTIN**  
**FEBRUARY 17**

## GAME SUMMARIES

### GAME 13



**NASHVILLE** - Marqueas Bell had a double-double 22 points and 12 rebounds and Southeast Missouri shot a season-high 57.7 percent from the field to overpower Tennessee State, 91-82, at the Gentry Center.

SEMO picked up its first Ohio Valley Conference win and beat TSU for the eighth time in the last 10 meetings between the teams.

The Redhawks sent the Tigers in a big hole early and never let up.

Luke Almodovar came off the bench and gave the Redhawks an immediate jolt scoring 11 points in four minutes. Almodovar's third 3-pointer during that stretch gave SEMO a 14-7 advantage with 14:15 remaining in the first half.

Bell's driving layup grabbed SEMO its first double-digit lead at 27-16. Almodovar then finished off a 13-0 run with a layup following a Landren Blocker block to put the Redhawks ahead, 31-16.

TSU dropped the margin to single digits with a 13-2 run and trailed 44-37 at halftime.

SEMO continued to have its way with the Tigers in the second half scoring six-straight points to quickly regain its double-digit lead.

The Redhawks made eight of their first 11 field goals and drew seven fouls to get in the bonus for the final 12:59 of the contest.

Blocker rebounded an Almodovar miss and threw down a highlight-reel one-handed dunk to extend SEMO's lead to 67-50 with a little over 12 minutes left.

Elliot Lowndes buried a 3-pointer to give the Redhawks their biggest lead at 76-57 at the 9:35 mark.

SEMO led by double figures until TSU scored on its final possession of the game.

Bell turned in his team-high third double-double of the season reaching new career-highs in both points and rebounds. He scored 13 of his points in the second half.

Almodovar followed with 19 points, BJ Ward added 14 and Braxton Stacker chipped in 11.

SEMO was involved in another foul heavy game that resulted in 46 fouls and 65 free throw attempts between the teams. The Redhawks

made 22-of-29 at the free throw line, while the Tigers finished 26-of-36.

The Redhawks outrebounded TSU by a +11 margin (39-28) for the game and made 60 percent (15-of-25) of its field goals in the second half.

SEMO's 91 points marked a season-high, as well.

Brad Korn earned his 80th win tying Dickey Nutt (2009-15) for the second-most victories among head coached during SEMO's NCAA Division I era. Korn also improved to 9-3 all-time against TSU. Those nine victories are Korn's most against any OVC opponent.

## Southeast Missouri 91, Tennessee State 82



Official Basketball Box Score - Final  
Southeast Mo. St. at Tennessee St.  
12/20/25 Gentry Center Complex, Nashville  
2025-26 Men's Basketball: Southeast Missouri State vs. Tennessee State

Game Time: 3:30 PM  
Game Duration: 2:07  
Attendance: 327

Officials: Kevin Driver, Kyle Bottoms, Tavaras Armour

Southeast Mo. St. - 91

Record: 6-7 (1-1)

NO.	Name	Min	FG	3P	FT	Rebounds	Fouls	TP	AS	TO	ST	Blocks	BS	BA	+/-
			M-A	M-A	M-A	OR DR TOT	PF FD								
18	David Idada	C 08:20	0-0	0-0	2-2	0 1 1	0 2 2	0	0	0	0	0	0	0	8
2	BJ Ward	G 29:17	4-10	2-5	4-4	0 1 1	2 2 14	2	7	2	1	1	0	0	8
7	Landren Blocker	G 11:01	3-4	1-1	0-0	1 5 6	5 1 7	0	3	0	1	1	1	1	18
44	Braxton Stacker	G 32:34	4-9	1-4	2-3	1 3 4	3 3 11	5	1	0	2	1	1	1	7
55	Marqueas Bell	G 35:34	8-9	0-0	6-8	3 9 12	2 5 22	3	2	0	0	0	0	0	22
4	Troy Cole Jr.	11:47	0-1	0-1	1-2	0 2 2	0 1 1	0	2	1	0	0	0	0	-9
10	Luke Almodovar	26:02	6-11	3-6	4-4	0 3 3	4 3 19	0	0	1	0	1	0	1	9
15	Brendan Terry	30:44	3-5	0-1	3-6	2 3 5	3 4 9	5	1	0	0	1	0	1	2
30	Elliot Lowndes	10:59	2-3	2-2	0-0	1 2 3	3 0 6	1	1	0	0	0	0	0	5
1	PJ Farmer	01:31	0-0	0-0	0-0	0 0 0	1 0 0	0	1	0	0	0	0	0	-6
9	Blaise Sagna	02:11	0-0	0-0	0-0	0 0 0	2 0 0	0	0	0	0	0	0	0	-3
Team						1 1 2	0 0				1				
Totals			30-52	9-20	22-29	9 30 39	25 21 91	16	19	4	1	4	5	9	

Major Fouls: NONE

Shooting By Period		
1st FG%	15-27	55.6%
3PT%	7-14	50.0%
FT%	7-8	87.5%
2nd FG%	15-25	60.0%
3PT%	2-6	33.3%
FT%	15-21	71.4%
GM FG%	30-52	57.7%
3PT%	9-20	45.0%
FT%	22-29	75.9%

Dead Ball Rebounds: 1, 0

Tennessee St. - 82

Record: 7-5 (1-1)

NO.	Name	Min	FG	3P	FT	Rebounds	Fouls	TP	AS	TO	ST	Blocks	BS	BA	+/-
			M-A	M-A	M-A	OR DR TOT	PF FD								
0	Jalen Pire	F 10:25	0-0	0-0	0-0	0 2 2	3 0	0	0	1	0	1	0	0	-8
11	Antoine Loric III	F 34:39	7-9	0-0	5-11	4 6 10	5 8 19	1	1	0	3	0	0	0	-9
30	Aaron Nikumah	F 28:03	2-11	0-3	11-12	0 1 1	2 8 15	0	0	3	0	3	0	0	-2
2	Travis Harper II	G 28:53	7-13	5-9	4-5	0 1 1	2 4 23	0	1	2	1	0	0	0	-5
10	Dante Harris	G 37:18	3-9	0-0	3-4	0 1 1	1 2 9	5	4	3	0	1	0	0	-4
23	Kavien Jones	13:56	0-2	0-0	0-0	1 0 1	3 0	0	0	1	0	0	0	0	-1
3	Khalil London	13:57	1-7	0-0	0-0	0 0 0	1 1 2	3	0	0	0	0	0	0	-7
7	Jabron Spikes	14:21	4-5	0-1	0-0	0 1 1	1 0 8	0	0	1	0	0	0	0	-1
12	Carlous Williams	16:39	1-3	1-2	1-2	2 5 7	3 1 4	0	1	0	0	0	0	0	-5
1	Damon Howard Jr	03:49	0-0	0-0	2-2	0 1 1	0 1 2	0	0	0	0	0	0	0	-5
Team						2 1 3	0 0				1				
Totals			25-59	6-15	26-36	9 19 28	21 25 82	9	10	9	5	4	5	9	

Major Fouls: NONE

	SEMO	TSU	Points from Turnovers	SEMO	TSU	Period by Period Scoring
Biggest lead	19 (2 <sup>nd</sup> 9:35)	4 (1 <sup>st</sup> 16:54)	11	26		1st 2nd TOT
Best Scoring Run	13 (1 <sup>st</sup> 7:40)	8 (1 <sup>st</sup> 3:58)	40	34		SEMO 44 47 91
Lead Changes	2		15	8		TSU 37 45 82
Times Tied	0		17	15		
Time with Lead	37:51	01:48	35	16		





## GAME SUMMARIES

UT MARTIN  
FEBRUARY 17

## GAME 14

	1ST HALF	2ND HALF	FINAL
SEMO	37	22	59
Eastern Ill.	30	38	68

**FINAL SCORE**

JANUARY 1, 2026  
CAPE GIRARDEAU, MO.

**CAPE GIRARDEAU, Mo.** - Braxton Stacker scored 15 points and Southeast Missouri wiped out a 15-point deficit in a 68-59 come-from-behind win over Eastern Illinois at the Show Me Center.

SEMO trailed, 34-19, with 3:14 remaining in the first half and was down seven (37-30) at halftime before turning it on in the second stanza.

The Redhawks outscored the Panthers, 38-22, and limited EIU to just 25 percent (7-of-28) from the field in the final 20 minutes of action.

SEMO used a 9-0 jaunt early in the second half to get ahead of EIU for the first time since BJ Ward's 3-pointer gave the Redhawks a 3-0 edge 57 seconds into the contest.

David Idada scored the go-ahead basket on a layup to give SEMO a 43-41 lead with 13:27 to go. Stacker then stole the ball and made a layup to put the Redhawks up four.

Tied, 47-47, following a fast break dunk by Luke Almodovar,

the Redhawks started to pull away for good.

On SEMO's next possession, Landren Blocker threw down an alleyoop dunk. Marqueas Bell added a layup and Almodovar made two free throws to cap a six-point swing giving the Redhawks a 53-47 lead with 7:11 remaining.

Stacker later drained a 3-pointer to push the Redhawks lead to 66-55 at the 1:53 mark and SEMO never let up the rest of the way.

The Redhawks overcame a slow start which saw them miss nine of their first 11 field goals.

SEMO managed to put together an 11-1 run to get within five.

Stacker made a 3-pointer, was fouled and completed a four-point play to ignite the stretch. Troy Cole, Jr. scored, drew a foul and converted his 3-point play. Layups by Brendan Terry and Stacker trimmed EIU's lead to 35-30 with 39 seconds left.

Zion Fruster's jumper bounced off the rim and in to beat the buzzer sending the Panthers into the half with a 37-30 advantage.

SEMO heated up to shoot 53.3 percent (16-of-30) from the field in the second half.

Stacker shot 5-of-13 from the floor, made two 3-pointers and grabbed five rebounds.

Almodovar added 11 points, while Bell finished with eight points and nine rebounds.

The Redhawks outrebounded the Panthers, 37-28, and held a 42-24 advantage in the paint.

Andre Washington led all EIU scorers with 14 points.

Brad Korn picked up his 81st win and moved to second all-time in victories among head coaches in SEMO's NCAA Division I era.

## Southeast Missouri 68, Eastern Illinois 59



Official Basketball Box Score - Final  
Eastern Ill. at Southeast Mo. St.  
01/01/26 Show Me Center, Cape Girardeau  
2025-26 Men's Basketball

Game Time: 7:30 PM  
Game Duration: 1:55  
Attendance: 1,132

Officials: John Dillon, Cory Gammon, Josh Pitts

Eastern Ill. - 59			Record: 4-9 (1-2)												
NO.	Name	Min	FG M-A	3P M-A	FT M-A	Rebounds OR DR TOT	Fouls PF FO	TP	AS	TO	ST	Blocks BS BA	W-L		
24	Terry McMorris	F 26:57	0-3	0-0	5-6	2 4 6	2 4	5	2	2	0	1	-15		
40	Kooper Jacobi	F 27:38	1-8	0-2	1-2	2 4 6	3 1	3	1	2	0	0	3 -9		
3	Meechie White	G 27:00	2-4	1-1	2-4	0 4 4	4 3	2	7	0	0	0	-6		
4	Andre Washington	G 28:35	5-16	2-6	2-2	0 1 1	3 3	14	0	0	1	0	-9		
5	Zion Fruster	G 26:51	4-12	1-4	1-2	0 1 1	2 1 10	2	5	0	2	-10			
10	Preston Turner	18:55	4-4	1-1	4-4	0 4 4	4 2	13	1	1	1	0	-1		
11	Malik Oldfoye	16:05	0-1	0-1	0-0	0 2 2	1 0	1	1	1	1	0	5		
13	Nazareth Fisher	19:49	3-5	0-0	1-2	1 2 3	2 1	7	2	2	0	0	6		
15	Andrew Austin	08:10	0-1	0-1	0-0	0 0 0	1 0	0	0	0	0	0	-6		
Team						0 0 0			0 1						
Totals			19-54	5-16	16-22	5 23 28	20 15 59	8 12 6	3 7 9						
													Shooting By Period		
													1st FTM: 12-26 46.2%		
													3PT%: 3-8 37.5%		
													FT%: 10-12 83.3%		
													2nd FTM: 7-28 25.0%		
													3PT%: 2-8 25.0%		
													FT%: 6-10 60.0%		
													GM FGM: 19-54 35.2%		
													3PT%: 5-16 31.3%		
													FT%: 16-22 72.7%		
													Dead Ball Rebounds: 8-5		

Shooting By Period			
1st	2nd	3rd	4th
FG%	37.5%	37.5%	37.5%
3PT%	3.8	37.5%	37.5%
FT%	10-12	83.3%	83.3%
2nd FG%	7-28	25.0%	25.0%
3PT%	2-8	25.0%	25.0%
FT%	6-10	60%	60%
GM FG%	19-54	35.2%	35.2%
3PT%	5-16	31.3%	31.3%
FT%	16-22	72.7%	72.7%

Dead Ball Rebounds: 8, 2

Southeast Mo. St. - 68														
Record: 7-7 (2-1)														
Major Fouls: Fruster (TP) 2nd 5:54														
NO.	Name	Min	FG M-A	3P M-A	FT M-A	Rebounds OR DR TOT	Fouls PF	TP	AS	TO	ST	Blocks BS	+/-	
18	David Idada	C 09:02	2-2	0-0	0-1	1	2	1	1	4	0	0	0	
2	BJ Ward	G 34:17	4-9	3-6	0-0	1	0	1	0	2	11	3	0	
7	Landren Blocker	G 24:13	4-5	0-0	0-4	2	3	5	2	3	8	0	15	
44	Braxton Stacker	G 27:08	5-13	2-6	3-5	2	3	5	4	3	15	4	0	
55	Marqueas Bell	G 24:53	4-8	0-0	0-3	1	8	9	1	4	8	2	1	
15	Brendan Terry	30:51	2-7	0-0	0-0	2	4	6	2	4	5	0	1	
10	Luke Almodovar	27:13	2-7	0-3	5-6	0	6	6	2	5	9	1	0	
4	Troy Cole Jr.	13:41	4-7	0-2	1-1	2	0	2	3	1	9	2	1	
1	PJ Farmer	05:30	0-2	0-1	0-0	0	1	1	1	0	0	0	0	
30	Elliot Lowndes	03:05	0-0	0-0	0-0	0	0	0	1	0	0	0	0	
Team						0			0			1		
Totals			27-60 5-18 9-20			11 26 37 17 19			68 17 10 8 7 3 9					
Major Fouls: Almodovar (TP) 2nd 5:24														
Shooting By Period														
1st FG%		11-30		36.7%										
3PT%		2-11		18.2%										
FT%		6-14		42.9%										
2nd FG%		16-30		53.3%										
3PT%		3-7		42.9%										
FT%		3-6		50%										
GM FG%		27-60		45.0%										
3PT%		5-18		27.8%										
FT%		9-20		45.0%										
Dead Ball Rebounds: 8														

Major Fouls: Fruster (TF) 2<sup>nd</sup> 5:34

Major Points: Lowmies (1P) 1-7.39 Almodovar (1P) 2-5.34									
	EIU	SEM							
Biggest lead	15 (1 <sup>st</sup> 3:14)	11 (2 <sup>nd</sup> 1:53)	Points from	EIU	SEM	Period by Period Scoring			
Best Scoring Run	8 (1 <sup>st</sup> 13:35)	9 (2 <sup>nd</sup> 12:37)	Turnovers	8	12	1st	2nd	TOT	
Lead Changes	4		Paint	24	42	EIU	37	22	59
Times Tied	5		Second Chance	2	21				
Time with Lead	19:36	14:48	Fast Breaks	12	14	SEM	30	38	68
			Bench	20	22				


Period by Period Scoring			
1st	2nd	3rd	4th
EIU	37	22	59
SEM	30	38	68





**UT MARTIN**  
**FEBRUARY 17**

## GAME 15



	1ST HALF	2ND HALF	FINAL
Western Illinois	27	23	50
SEMO	34	39	73

## FINAL SCORE

JANUARY 3, 2026  
CAPE GIRARDEAU, MO.

**CAPE GIRARDEAU, Mo.** - BJ Ward scored a career-high 23 points to lead Southeast Missouri win over Western Illinois in Ohio Valley Conference action at the Show Me Center.

SEMO won its third-straight game and picked up its sixth victory in seven contests.

The Redhawks blew the game open in the second half running their lead to 62-40 on a layup by Braxton Stacker with eight minutes remaining.

WIU, at one time, went a span of 8:05 without a field goal until Francis Okwuosah's baseline jumper at the 6:44 mark.

SEMO outscored the Leathernecks, 39-23, and held WIU to just 26.3 percent (5-of-19) from the field in the second half. Meanwhile, the Redhawks made over 61 percent of their shots in the final 20 minutes of play.

The Redhawk led for the last 28:07 of the game and 32:23 of clock time.

Neither team made a field goal for nearly five minutes from the opening tip.

Once things settled down, SEMO later went on a 7-0 run to build a double-digit lead.

Marqueas Bell made two free throws, Ward drained a 3-pointer and Bell followed with a driving layup to put the Redhawks ahead, 32-21, with 1:50 left in the first half.

Ward's second chance layup gave SEMO a 10-point advantage with 25 seconds remaining before Lucas Lorenzen made a 3-pointer cutting SEMO's lead to 34-27 at the intermission.

Lorenzen's 3-pointer was WIU's first field goal in over six minutes at the end of the first half.

Ward shot 8-of-13 from the field and did not miss from 3-point range (3-of-3) or the free throw line (4-of-4) in his first 20-point game of the season. He also had nine rebounds, five assists and two steals.

Three others, including Luke Almodovar, Bell and Brendan Terry joined Ward in double figures. Almodovar scored 13 points, Bell added 11 and Terry chipped in 10.

SEMO man-handled WIU in the paint outscoring the Leathernecks, 44-18. The Redhawks forced 17

turnovers and shot 53.8 percent (28-of-52) from the field, as well.

## GAME SUMMARIES

### Southeast Missouri 73, Western Illinois 50



Official Basketball Box Score - Final  
Western Ill. at Southeast Mo. St.  
01/03/26 Show Me Center, Cape Girardeau  
2025-26 Men's Basketball

Game Time: 3:45 PM  
Game Duration: 1:58  
Attendance: 1,846

Officials: Steve Divino, Eric Lowe, John Boylan Jr.

Western Ill. - 50

Record: 4-11 (3-4)

NO.	Name	Min	FG	3P	FT	Rebounds	Fouls	TP	AS	TO	ST	Blocks	BS	BA	+/-
			M-A	M-A	M-A	OR DR TOT	PF FD								
5	Karylek Dixon	F 29:21	4-6	0-0	1-2	2 3 5	2 3	9	0	2	0	0	0	0	-22
12	Isaiah Griffin	F 34:20	3-10	0-6	4-5	0 1 1	3 4	10	2	1	1	0	0	0	-14
45	Antwaun Massey	F 23:10	0-2	0-0	2-3	1 2 3	4 2	2	1	3	1	0	0	0	-10
3	Lucas Lorenzen	G 36:40	3-10	3-7	7-8	2 4 6	1 5	16	1	3	1	0	1	0	-24
13	Makai Kwamime	G 23:30	1-5	0-2	1-2	0 0 0	2 3	3	3	2	0	1	0	0	-5
15	Francis Okwuosah	17:17	2-5	0-1	0-0	0 2 2	3 1	4	0	1	0	0	0	0	-7
0	Tyrann Cook	16:39	1-3	0-0	0-0	1 1 2	0 0	2	0	1	0	0	0	0	-15
22	Goanar Bilew	06:03	0-0	0-0	0-0	0 0 0	0 0	0	0	0	0	0	0	0	-10
11	Ilik Peter	07:42	0-1	0-0	4-6	0 2 2	1 3	4	0	0	0	0	0	1	3
14	Steven Tipton	03:11	0-0	0-0	0-1	1 1 0	0 0	0	0	0	0	0	0	0	-2
10	Jake Edwards	02:07	0-1	0-0	0-0	0 0 0	0 0	0	0	0	0	0	0	0	-3
Team						0 0 0	0 0	0	4						
Totals			14-43	3-16	19-26	6 16 22	17 21	50	7	17	3	1	2	23	

Major Fouls: NONE

Southeast Mo. St. - 73

Record: 8-7 (3-1)

NO.	Name	Min	FG	3P	FT	Rebounds	Fouls	TP	AS	TO	ST	Blocks	BS	BA	+/-
			M-A	M-A	M-A	OR DR TOT	PF FD								
18	David Idada	C 09:34	0-0	0-0	0-0	0 0 0	1 2	0	1	1	0	0	0	0	3
2	BJ Ward	G 30:49	8-13	3-3	4-4	2 7 9	4 2	23	5	2	2	0	1	0	20
7	Landren Blocker	G 18:33	4-6	0-1	0-0	3 1 4	2 0	8	1	1	3	0	0	0	5
44	Braxton Stacker	G 27:34	2-8	0-2	1-3	1 2 3	2 4	5	0	1	0	0	0	0	16
55	Marqueas Bell	G 26:20	4-6	0-0	3-4	0 0 0	3 3	11	1	0	2	0	0	0	13
15	Brendan Terry	21:21	5-8	0-1	0-0	2 3 5	2 0	10	1	2	1	1	0	0	15
10	Luke Almodovar	18:57	4-7	1-3	4-4	0 3 3	3 2	13	0	1	0	0	0	0	17
4	Troy Cole Jr.	22:51	1-2	0-1	0-1	0 4 4	2 2	2	1	2	0	0	0	0	18
1	PJ Farmer	07:55	0-0	0-0	0-0	0 2 2	0 0	0	0	0	1	0	0	0	1
30	Elliot Lowndes	05:32	0-1	0-1	0-0	0 0 0	2 0	0	0	0	0	1	0	0	1
9	Blaise Sagna	04:55	0-0	0-0	0-0	0 0 0	0 1	0	1	0	0	0	0	0	1
3	Trace Sadler	03:02	0-0	0-0	0-0	0 0 0	0 0	0	0	0	0	0	1	0	3
25	Jay Reynolds	02:37	0-1	0-1	1-2	0 0 0	0 1	1	1	0	0	0	0	0	2
Team						0 0 0	0 0	0							
Totals			28-52	4-13	13-19	8 22 30	23 17	73	11	11	9	2	1	23	

Major Fouls: Lowndes (TF) 1<sup>st</sup> 1:10 Almodovar (TF) 2<sup>nd</sup> 10:02

	WIU	SEM
Biggest lead	2 (1 <sup>st</sup> 16:30)	23 (2 <sup>nd</sup> 0:57)
Best Scoring Run	4 (1 <sup>st</sup> 8:24)	8 (2 <sup>nd</sup> 11:18)
Lead Changes	1	
Times Tied	3	
Time with Lead	01:46	32:23

Points from	WIU	SEM
Turnovers	8	27
Paint	18	44
Second Chance	4	13
Fast Breaks	5	17
Bench	10	26

Period by Period Scoring			
	1st	2nd	TOT
WIU	27	23	50
SEM	34	39	73





## GAME SUMMARIES

UT MARTIN  
FEBRUARY 17

## GAME 16

	1ST HALF	2ND HALF	FINAL
<b>SEMO</b>	<b>43</b>	<b>41</b>	<b>84</b>
<b>SOUTHERN INDIANA</b>	<b>36</b>	<b>40</b>	<b>76</b>

**FINAL SCORE** JANUARY 8, 2026  
EVANSVILLE, IND.

**EVANSVILLE, Ind.** - Brendan Terry scored a career-high 30 points off the bench to lead Southeast Missouri to an 84-68 win over Southern Indiana at Liberty Arena.

SEMO, which won its fourth-straight game, moved into a four-way tie for first in the Ohio Valley Conference Standings. The Redhawks have won seven of their last eight contests.

The Redhawks sent USI to its seventh-consecutive loss keeping the Screaming Eagles at the bottom of the conference.

USI scored the first seven points of the game and went on a 10-2 run in the opening three minutes.

Terry then gave SEMO a huge boost off the bench scoring five-straight points to tie the game at 14-14. Terry made a 3-pointer and followed that up with his game-tying layup.

Luke Almodovar's alleyoop dunk off a pass from Terry gave the Redhawks their first lead at 20-18 with 10:04 remaining in the first half.

SEMO later widened its lead to seven (33-26) on a 3-pointer by

BJ Ward and headed into the locker room ahead by that same margin, 43-36.

Terry reached a new season-high with 17 points in the first half alone, including 11 in his first seven minutes on the court. SEMO shot 56.7 percent from the field with seven of its 17 makes by Terry in the opening 20 minutes.

Cardell Bailey's jumper narrowed SEMO's lead to 60-56 with 11:41 left to play.

The Redhawks answered with an 11-0 run and built its largest lead to 71-56 when Landren Blocker scored on a fast break at the 6:35 mark.

SEMO's lead didn't dip below double figures until the minutes.

Terry made 13-of-16 field goals on his way to becoming the first Redhawk to score 30 points in a game this season. He also grabbed a game-high eight rebounds, dished out two assists, collected two steals and gathered two blocks.

Almodovar followed with 19 points and Ward added 13 points in the 50th start of his career.

SEMO shot a season-best 57.4 percent (31-of-54) from the field to

go along with a season-high 50 percent (7-of-14) from 3-point range.

Terry and Almodovar combined for 49 of the Redhawks 54 bench points.

Brad Korn picked up his 50th career OVC victory during SEMO's second-straight road victory.

## Southeast Missouri 84, Southern Indiana 76



Official Basketball Box Score - Final  
Southeast Mo. State at Southern Indiana  
01/08/26 Liberty Arena, Evansville  
2025-26 USI Men's Basketball

Game Time: 7:30 PM  
Game Duration: 2:05  
Attendance: 1,069

Officials: Blake Harris, Scott Kendall, Kevin Driver

Southeast Mo. State - 84		Record: 9-7 (4-1)												
NO.	Name	Min	FG	3P	FT	Rebounds	Fouls	TP	AS	ST	Blocks	BA	BA	BA
			M-A	M-A	M-A	OR DR TOT	PF	FD			BS	BA	BA	BA
18	David Idada	C 08:58	0-0	0-0	0-0	0 0 0	2 1	0	0	1	0	0	0	-6
2	BJ Ward	G 30:22	4-10	2-6	3-3	0 2 2	2 3	13	5	3	2	1	0	4
7	Landren Blocker	G 21:27	3-6	0-0	3-5	1 2 3	2 3	9	0	0	0	1	0	3
44	Braxton Stackler	G 13:31	1-3	0-0	0-0	0 0 0	0 0	3	0	2	0	1	0	-1
55	Marques Bell	G 29:01	2-4	0-0	2-2	1 3 4	2 2	6	3	1	1	1	1	6
10	Luke Almodovar	34:14	6-8	3-4	4-7	0 3 3	2 4	19	1	0	3	0	0	17
15	Brendan Terry	31:59	13-16	2-2	2-8	3 5 8	4 6	30	2	2	2	2	1	13
4	Trey Cole Jr.	06:42	0-1	0-0	0-0	0 1 1	3 1	0	0	1	0	0	0	1
1	PJ Farmer	12:46	1-2	0-0	1-2	0 2 2	0 1	3	2	0	1	0	1	-2
30	Elliot Lowndes	10:54	1-4	0-2	0-0	0 1 1	0 0	2	0	0	1	1	0	5
9	Blaise Sagna	00:06	0-0	0-0	0-0	0 0 0	0 0	0	0	0	0	0	0	0
Team						2 3 5	0	0						
Totals			31-54	7-14	15-28	7 22 29	20 21	84	13	9	10	6	4	8

Shooting By Period	
1st FG%	17-30 56.7%
3PT%	3-7 42.9%
FT%	6-9 66.7%
2nd FG%	14-24 58.3%
3PT%	4-7 57.1%
FT%	9-19 47.4%
GM FG%	31-54 57.4%
3PT%	7-14 50.0%
FT%	15-28 53.6%

Dead Ball Rebounds: 8, 0

Southern Indiana - 76		Record: 3-12 (0-5)												
NO.	Name	Min	FG	3P	FT	Rebounds	Fouls	TP	AS	ST	Blocks	BA	BA	BA
			M-A	M-A	M-A	OR DR TOT	PF	FD			BS	BA	BA	BA
3	Tolu Samuels	F 26:11	3-5	0-0	0-2	3 5 8	4 1	6	1	2	1	2	1	-6
5	Ola Ayiboye	F 17:45	0-0	0-0	2-2	1 3 4	3 3	2	1	0	0	2	0	-2
2	Steven Clay	G 14:54	1-4	0-0	0-0	1 0 1	1 0	2	0	0	2	0	0	-2
21	Ismail Habib	G 32:58	6-15	1-8	5-6	2 0 2	1 3	18	5	4	0	0	2	-7
22	Josiah Dunham	G 33:00	2-5	1-4	0-0	1 0 1	2 1	5	2	3	1	0	0	4
6	Ben Ezeagu	09:38	0-0	0-0	4-4	0 2 2	2 3	4	0	2	0	0	0	-8
8	Cardell Bailey	27:47	5-14	3-7	7-7	1 5 6	4 3	20	0	0	0	0	0	-12
11	Sheridan Sharp	16:01	1-3	0-0	2-2	0 1 1	2 3	4	0	3	1	0	1	-19
15	Amaroe Brown	20:37	5-9	2-3	3-4	0 3 3	2 3	15	0	1	1	0	2	3
13	Devin Curtis	01:09	0-0	0-0	0-0	0 0 0	0 0	0	0	0	0	0	0	-3
Team						3 2 5	0	0						
Totals			23-55	7-25	23-27	12 21 33	21 20	76	9	15	6	4	6	-8

Major Fouls: NONE

SEMO		USI	
Biggest lead	15 (2 <sup>nd</sup> 6:35)	8 (1 <sup>st</sup> 17:02)	
Best Scoring Run	11 (2 <sup>nd</sup> 6:35)	7 (1 <sup>st</sup> 17:44)	
Lead Changes	5		
Times Tied	4		
Time with Lead	29:02	08:06	

Points from		SEMO	USI
Turnovers		13	6
Paint		40	24
Second Chance		5	14
Fast Breaks		14	3
Bench		54	43

Period by Period Scoring	
	1st 2nd TOT
SEMO	43 41 84
USI	36 40 76





**UT MARTIN**  
**FEBRUARY 17**

## GAME SUMMARIES

### GAME 17

	1ST HALF	2ND HALF	FINAL
<b>SEMO</b>	<b>38</b>	<b>31</b>	<b>69</b>
<b>Morehead State</b>	<b>30</b>	<b>41</b>	<b>71</b>

**FINAL SCORE** JANUARY 10, 2026  
MOREHEAD, KY.

**MOREHEAD, Ky.** - Brendan Terry scored 13 points to lead five players in double figures as Southeast Missouri came up short in a 71-69 loss to Morehead State.

MSU led for just 3:35 but made the final push it needed to squeak by SEMO.

The Redhawks led, 58-48, with 10:55 remaining when the Eagles started to chip away.

After getting within three points or less on seven different occasions, MSU took the lead when Chase Dawson made a 3-pointer. Dawson's three gave the Eagles a 70-69 edge with 1:33 left.

Dawson was later fouled and made the second shot of his two free throws to make it a 71-69 game with eight seconds on the clock.

SEMO had a chance to tie it, but BJ Ward's mid-range jumper came off the rim. After a replay review, the Redhawks maintained possession with 0.2 seconds. Time then ran out on the ensuing in-bounds pass.

Davion Cunningham scored 25 of his game-high 35 points in

the second half to key the Eagles' comeback. Cunningham finished with 13-of-17 field goals and 8-of-9 free throws in 30 minutes off the bench.

MSU used an 8-0 run to take a 22-19 lead with 6:39 remaining in the first half.

Landren Blocker's 3-pointer tied the game at 22-22 and ignited a 12-2 surge that put SEMO ahead by 10.

Luke Almodovar scored eight points and buried a pair of 3-pointers before Ward's driving layup capped the jaunt giving the Redhawks a 34-24 advantage with 2:18 left.

Marqueas Bell's two free throws with five seconds on the clock put SEMO ahead, 38-30, at the half.

Bell's fast break layup gave the Redhawks their largest lead of the game at 56-44 with 12:24 in the second half.

MSU outscored SEMO, 41-31, in the second half, where it shot 68.2 percent (15-of-22) from the floor.

Terry was a perfect 5-of-5 from the field and grabbed five rebounds to lead SEMO for the second game in a row. He made several huge

baskets down the stretch to keep the Redhawks ahead until the final minutes.

Almodovar followed with 11 points, while Ward, Blocker and Braxton Stacker each had 10.

SEMO turned the ball over a season-low five times and did not have a turnover for the first 28:09 of the contest.

## Morehead State 71, Southeast Missouri 69



Official Basketball Box Score - Final  
Southeast Missouri at Morehead State  
01/10/26 Johnson Arena, Morehead, KY  
2025-26 Men's Basketball

Game Time: 3:30 PM  
Game Duration: 2:04  
Attendance: 1,117

Officials: Jason Creek, Jason Deering, Tavaras Armour

Southeast Missouri - 69

Record: 9-8 (4-2)

NO.	Name	Min	FG	3P	FT	Rebounds	Fouls	TP	AS	TO	ST	Blocks	+/-
			M-A	M-A	M-A	OR DR TOT	PF	FD				BS BA	
18	David Idada	C 10:05	0-1	0-0	0-0	0 2 2	1 1	0	1	1	0	0 0	0
2	BJ Ward	G 26:08	3-9	0-3	4-4	0 0 0	4 2	10	4	0	0	0 0	8
7	Landren Blocker	G 28:47	4-7	2-2	0-1	1 1 2	2 1	10	3	0	2	1 0	6
44	Braxton Stacker	G 29:34	3-11	1-5	3-5	2 4 6	1 3	10	0	1	1	0 2	-5
55	Marqueas Bell	G 28:48	2-6	0-0	3-4	3 1 4	2 3	7	2	0	0	0 1	-5
10	Luke Almodovar	24:47	4-12	3-8	0-0	0 2 2	3 3	11	1	1	0	3 0	7
15	Brendan Terry	23:13	5-5	1-1	2-5	3 2 5	3 3	13	2	1	1	0 0	3
1	PJ Farmer	10:49	1-1	0-0	0-0	0 0 0	1 1	2	4	1	0	0 0	-12
4	Troy Cole Jr.	11:07	1-4	0-2	2-2	0 0 0	2 1	4	0	0	0	0 0	-7
30	Elliott Lowndes	06:42	1-1	0-0	0-0	0 0 0	0 1	2	0	0	1	0 0	-5
Team						2 1 3	0	0					
<b>Totals</b>			24-57	7-21	14-21	11 13 24	19 19	69	17	5	8	1 3	-2

Major Fouls: NONE

Morehead State - 71

Record: 8-9 (4-2)

NO.	Name	Min	FG	3P	FT	Rebounds	Fouls	TP	AS	TO	ST	Blocks	+/-
			M-A	M-A	M-A	OR DR TOT	PF	FD				BS BA	
4	Jon Carroll	F 25:54	3-5	0-0	0-3	2 7 9	4 3	6	0	0	0	1 1	10
8	Anouar Mellouk	F 28:57	0-2	0-0	0-0	2 1 3	3 2	0	0	0	1	1 0	-14
22	Tyronne Farrell	F 13:23	1-1	0-0	0-0	0 1 1	1 0	2	1	0	0	0 0	2
3	George Marshall	G 28:14	4-9	0-3	2-2	0 1 1	2 1	10	3	2	0	0 0	-7
10	Chase Dawson	G 25:37	1-4	1-2	1-2	1 2 3	3 2	4	4	2	0	0 0	7
0	Josiah LeGree	14:25	2-4	1-2	2-2	0 2 2	1 1	7	1	3	1	0 0	-5
2	Davion Cunningham	30:33	13-17	1-3	8-9	0 5 5	2 8	35	1	4	1	0 0	11
5	Vince Dawson III	15:52	2-2	1-1	0-0	1 1 2	2 0	5	0	1	0	0 0	8
24	Tamarely Releford	16:05	1-3	0-0	0-0	0 2 2	1 2	2	0	0	0	1 0	-2
Team						2 0 2	0	0					
<b>Totals</b>			27-47	4-11	13-18	8 22 30	19 19	71	10	12	3	3 1	2

Major Fouls: Mellouk (F1) 2<sup>nd</sup> 3:56

	SEMO	MOR	Points from	SEMO	MOR	Period by Period Scoring
<b>Biggest lead</b>	12 (2 <sup>nd</sup> 12:24)	3 (1 <sup>st</sup> 6:39)	Turnovers	18	7	
<b>Best Scoring Run</b>	10 (1 <sup>st</sup> 3:37)	8 (1 <sup>st</sup> 6:39)	Paint	30	28	1 <sup>st</sup> 2 <sup>nd</sup> TOT
<b>Lead Changes</b>	6		Second Chance	11	6	SEMO 38 31 69
<b>Times Tied</b>	2		Fast Breaks	10	4	MOR 30 41 71
<b>Time with Lead</b>	34:16	03:35	Bench	32	49	





## GAME SUMMARIES

UT MARTIN  
FEBRUARY 17

## GAME 18



FINAL SCORE

JANUARY 15, 2026  
CAPE GIRARDEAU, MO.

CAPE GIRARDEAU, Mo. - Southeast Missouri scored 58 points in the second half but it wasn't enough in an 88-76 loss to Lindenwood at the Show Me Center.

SEMO and LU locked up in a nationally televised ESPN match-up, the first of the Ohio Valley Conference's linear TV package this season.

The Redhawks trailed by 31 (53-22) with 17:09 left to play but made a big push down the stretch to get within single digits.

Brendan Terry's 3-pointer cut LU's lead to 83-74 with 1:52 remaining.

Blaize Sagna then knocked the ball loose to PJ Farmer who went in for dunk to pull the Redhawks within seven.

A common foul by Terry and a technical foul by Landren Blocker then resulted in five points, including three free throws by Dontrez Williams (1) and Anias Futrell (2), and a second-chance basket by Mekhi Cooper that finished off the Lions' 88-76 win.

SEMO outscored LU, 58-43, in the second half.

LU put SEMO in a big hole when it heated up to make 12 of its first 14 field goals at a 85.7 percent clip.

Behind its red-hot shooting, the Lions went on a 22-2 run to take a 26-7 lead. The Redhawks went scoreless for over six minutes during that stretch.

BJ Ward's 3-pointer ended a stretch of 12-straight scoreless SEMO possessions bringing the score to 26-10 with 8:43 remaining in the first half.

The Redhawks later missed eight-straight field goals until David Idada's basket made it a 43-18 game with less than a minute left.

LU headed into the locker room with a comfortable 45-18 advantage.

SEMO shot just 21.9 percent (7-of-32) from the field and scored its fewest points in a half this season.

New Madrid County native Jadis Jones and Futrell keyed LU's 45-point first half with 16 and 15 points, respectively.

Luke Almodovar led SEMO with 21 points off the bench, while Braxton Stacker followed with 11, Terry added 10 points and six rebounds, and Farmer pitched in a season-high 12.

Additionally, Ward went over 200 assists in his career.

Futrell had a game-high 28 points, Williams finished with 22 and Jones registered a double-double 20 points and 10 rebounds.

## Lindenwood 88, Southeast Missouri 76

Official Basketball Box Score - Final  
Lindenwood at Southeast Mo. St.  
01/15/26 Show Me Center, Cape Girardeau  
2025-26 Men's BasketballGame Time: 8:00 PM  
Game Duration: 2:23  
Attendance: 3,892

Officials: Kevin Mathis, Nate Gamet, Chris Dugrey

Lindenwood - 88

Record: 11-7 (5-2)

NO.	Name	Min	FG	3P	FT	Rebounds	Fouls	TP	AS	ST	Blocks	+/-
			M-A	M-A	M-A	OR DR TOT	PF	FD			BS BA	
7	Milos Nenadic	C 27:37	4-8	0-2	4-8	3 3 6	4	6	12	1	3	1 0 1 6
0	Mekhi Cooper	G 25:04	1-6	0-3	2-2	1 3 4	1	1	4	2	5	1 0 0 -7
1	Dontrez Williams	G 38:37	8-13	2-4	4-8	1 4 5	4	5	22	2	2	7 0 0 15
8	Anias Futrell	G 39:26	8-13	5-9	7-7	4 7 11	2	3	28	2	1	1 1 0 12
10	Jadis Jones	G 36:52	8-14	0-0	4-8	3 7 10	2	5	20	3	2	0 3 1 18
22	Robert Lewis	09:50	0-0	0-0	0-0	1 1 2	4	1	0	0	1	0 1 0 7
34	Clayton Jackson	21:26	0-5	0-1	2-2	0 2 2	1	3	2	3	0	0 0 0 13
21	Kevin Anthony	01:08	0-0	0-0	0-0	0 0 0	1	0	0	0	0	0 0 0 -4
Team						0 0 0	0	0	0	2		
Totals			29-59	7-19	23-35	13 27 40	19	24	88	13	18	10 5 2 12

Shooting By Period		
1st FG%	18-34	52.9%
3PT%	4-11	36.4%
FT%	5-9	55.6%
2nd FG%	11-25	44.0%
3PT%	3-8	37.5%
FT%	18-26	69.2%
GM FG%	29-59	49.2%
GM 3PT%	7-19	36.8%
GM FT%	23-35	65.7%

Dead Ball Rebounds: 3, 5

Southeast Mo. St. - 76

Record: 9-9 (4-3)

NO.	Name	Min	FG	3P	FT	Rebounds	Fouls	TP	AS	ST	Blocks	+/-
			M-A	M-A	M-A	OR DR TOT	PF	FD			BS BA	
15	Brendan Terry	F 22:03	3-7	1-1	3-4	1 5 6	5	2	10	1	5	0 0 0 -4
2	BJ Ward	G 30:19	1-11	1-8	1-2	1 0 1	0	1	4	3	0	0 1 -20
7	Landren Blocker	G 14:12	2-5	0-1	2-5	2 7 9	5	3	6	0	0	2 1 1 -8
44	Braxton Stacker	G 29:12	4-9	1-3	2-2	0 1 1	5	1	11	1	2	0 0 0 0
55	Marquess Bell	G 13:38	1-6	0-0	0-0	0 4 4	0	0	2	0	2	0 0 1 -19
4	Trey Cole Jr.	06:29	1-3	0-0	0-0	0 1 1	1	0	2	0	1	0 0 -16
10	Luke Almodovar	25:04	8-19	3-10	2-2	1 0 1	0	3	21	0	0	0 2 -4
18	David Idada	15:18	0-1	0-0	5-8	2 1 3	3	6	5	2	1	0 1 0 0
30	Elliot Lowndes	04:15	0-0	0-0	0-0	0 0 0	0	0	0	0	0	0 0 -13
1	PJ Farmer	20:27	5-6	0-0	2-3	4 4 8	2	3	12	1	3	2 0 0 13
3	Trace Sadler	01:27	0-0	0-0	0-0	0 0 0	0	0	0	0	0	0 0 -3
9	Blaize Sagna	17:36	1-3	1-3	0-0	1 1 2	4	0	3	1	0	4 0 0 14
Team						0 0 0	0	0	0	0		
Totals			26-70	7-26	17-26	12 24 36	25	19	76	9	14	8 2 5 -12

Major Fouls: Blocker (TF) 2 2nd 0-50

	LIN	SEM
Biggest lead	31 (2nd 17:09)	1 (1st 19:19)
Best Scoring Run	15 (1st 11:47)	9 (2nd 6:29)
Lead Changes	4	
Times Tied	0	
Time with Lead	39:04	00:36

Points from			Period by Period Scoring		
Turnovers	LIN	SEM	1st	2nd	TOT
Paint	44	34			
Second Chance	19	17			
Fast Breaks	25	13			
Bench	2	43			
	SEM		18	58	76





**UT MARTIN**  
**FEBRUARY 17**

## GAME SUMMARIES

### GAME 19



## FINAL SCORE

JANUARY 17, 2026  
CAPE GIRARDEAU, MO.

	1ST HALF	2ND HALF	FINAL
<b>SIUE</b>	43	25	68
<b>SEMO</b>	21	34	55

**CAPE GIRARDEAU, Mo.** - Southeast Missouri scored a season-low 55 points in a 68-55 setback to SIU Edwardsville in Ohio Valley Conference action at the Show Me Center.

SEMO fell to its third-straight loss after another slow start put the Redhawks behind by double figures early.

The Redhawks missed their first six field goals and came up empty on nine of their first 10 shots.

Meanwhile, SIUE capitalized with a 17-5 run and later led, 31-12, on Jack Champion's 3-pointer with 5:26 left in the first half.

Champion connected from 3-point range again, this time pushing SIUE's lead to 36-12 at the 3:09 mark.

The Cougars headed into the locker room ahead, 43-21, following Champion's two free right before the intermission.

SEMO shot just 26.1 percent (6-of-23) from the field in the opening stanza.

The Redhawks played much better in the second half and shot over 52 percent (12-of-23) from

the floor in the second half.

SEMO also outscored SIUE, 34-25, and managed up closing its deficit to 13 at the end.

Luke Almodovar, who returned to the starting lineup, led the Redhawks with 14 points, while Braxton Stacker and BJ Ward followed with nine apiece.

Arnas Sakenis led SIUE with 19 points and eight boards.

SEMO never led in the game.

## SIU Edwardsville 68, Southeast Missouri 55



Official Basketball Box Score - Final  
**SIUE at Southeast Mo. St.**  
01/17/26 Show Me Center, Cape Girardeau  
2025-26 Men's Basketball

Game Time: 3:45 PM  
Game Duration: 1:53  
Attendance: 3,020

Officials: John Dixon, Dustin Williams, Justin Dorris

SIUE - 68 Record: 11-8 (4-4)

NO.	Name	Min	FG	3P	FT	Rebounds	Fouls	TP	AS	TO	ST	Blocks	+/-
			M-A	M-A	M-A	OR DR TOT	PF FD					BS BA	
4	Darrion Baker	F 25:04	5-7	3-4	0-0	0 5 5	2 1	13	0	2	0	1 1	4
34	Arnas Sakenis	F 32:10	7-9	0-0	5-6	5 3 8	1 4	19	1	0	2	3 1	14
5	Jack Champion	G 28:02	2-5	2-2	3-4	0 2 2	1 4	9	6	2	4	0 0	-1
9	Tyler King	G 32:00	5-10	3-5	3-5	0 4 4	1 4	16	2	1	1	0 1	13
33	Jo Varie	G 22:48	0-6	0-1	1-2	1 5 6	1 1	1	0	1	1	0 1	16
24	Kyle Thomas	21:39	3-6	0-2	0-0	0 1 1	4 0	6	0	0	0	0 0	7
1	Jordan Pickett	21:45	0-3	0-1	0-0	1 1 2	0 0	0	2	1	0	0 0	1
2	CJ Hall	16:32	2-5	0-2	0-0	0 3 3	1 0	4	4	0	0	0 0	11
Team			0 0 0			0 0 0			0 4				
<b>Totals</b>			<b>24-51</b>	<b>8-17</b>	<b>12-17</b>	<b>7 24 31</b>	<b>11 14</b>	<b>68</b>	<b>15</b>	<b>11</b>	<b>8</b>	<b>4 4</b>	<b>13</b>

Major Fouls: NONE

Southeast Mo. St. - 55 Record: 9-10 (4-4)

NO.	Name	Min	FG	3P	FT	Rebounds	Fouls	TP	AS	TO	ST	Blocks	+/-
			M-A	M-A	M-A	OR DR TOT	PF FD					BS BA	
15	Brendan Terry	F 31:46	3-6	0-1	1-2	2 10 12	2 1	7	2	3	0	2 1	-4
2	BJ Ward	G 26:35	4-9	1-2	0-0	0 2 2	2 0	9	2	1	0	1 1	-2
7	Landren Blocker	G 18:06	0-3	0-2	0-0	1 2 3	4 0	0	1	1	2	0 0	-18
10	Luke Almodovar	G 26:06	4-10	1-4	5-6	0 1 1	1 0	3	14	1	1	0 0	-7
44	Braxton Stacker	G 33:59	1-4	1-1	6-9	0 0 0	1 4	9	1	3	1	0 0	-5
18	David Idada	04:43	0-1	0-0	1-2	0 0 0	2 1	1	0	0	0	0 0	-5
55	Marqueas Bell	16:43	1-3	0-0	0-0	1 2 3	0 0	2	1	1	0	0 0	-9
4	Troy Cole Jr.	14:01	2-3	0-0	2-4	1 2 3	1 2	6	0	0	0	0 0	7
1	PJ Farmer	07:05	0-1	0-0	0-0	0 0 0	1 0	0	1	1	0	0 0	-10
9	Blaize Sagna	09:32	0-1	0-0	1-0	1 0 1	1 0	0	0	0	0	0 0	-6
30	Elliot Lowmides	11:24	3-5	1-3	0-0	0 0 0	0 0	7	0	0	0	0 0	-13
Team			0 0 0			0 0 0			0 0				
<b>Totals</b>			<b>18-46</b>	<b>4-14</b>	<b>15-23</b>	<b>8 19 25</b>	<b>14 11</b>	<b>55</b>	<b>9</b>	<b>13</b>	<b>4</b>	<b>4 4</b>	<b>13</b>

Major Fouls: NONE

	SIUE	SEM
<b>Biggest lead</b>	26 (2 <sup>nd</sup> 11:00) 0 (1 <sup>st</sup> 20:00)	
<b>Best Scoring Run</b>	8 (1 <sup>st</sup> 7:58) 9 (2 <sup>nd</sup> 2:40)	
<b>Lead Changes</b>	0	
<b>Times Tied</b>	0	
<b>Time with Lead</b>	37:34	00:00

	SIUE	SEM
<b>Points from Turnovers</b>	6	6
<b>Paint</b>	26	20
<b>Second Chance</b>	9	7
<b>Fast Breaks</b>	12	10
<b>Bench</b>	10	16





## GAME SUMMARIES

UT MARTIN  
FEBRUARY 17

## GAME 20



FINAL SCORE

JANUARY 20, 2026  
CAPE GIRARDEAU, MO.

1ST HALF	2ND HALF	FINAL
20	30	50
40	26	66

**CAPE GIRARDEAU, Mo.** - Luke Almodovar scored a game-high 22 points and drained six 3-pointers as Southeast Missouri led wire-to-wire in a dominating 66-50 victory over Ohio Valley Conference leader UT Martin.

SEMO ended UTM's seven-game winning streak and handed the Skyhawks their first OVC loss since the opening of the conference season on Dec. 18 (at Tennessee State).

The Redhawks created all sorts of havoc for UTM from the get-go. SEMO stormed out to a 20-2 lead behind four 3-pointers from Almodovar. He drained his first trey just 19 seconds into the contest.

Brendan Terry's tip-in off a missed layup by Marqueas Bell gave SEMO its first double-digit lead of the night at 12-2 with 15:33 remaining in the first half.

Almodovar nailed a 3-pointer on back-to-back possessions before Bell scored a second-chance layup to extend the Redhawks lead to 18 (20-2) with 13:39 to go.

Moments after UTM pulled within 10, Almodovar snapped a streak of nine-straight missed field goals by SEMO with his fifth 3-pointer of the half. The Redhawks later led, 40-20, at the intermission for their largest halftime lead in OVC play this year.

Almodovar scored 17 points in 11 minutes to set the tone for SEMO in the first half.

The Redhawks continued to have their way with the Skyhawks in the second half.

Ahead, 40-23, Braxton Stacker scored 10 points during a 14-2 SEMO run that buried UTM for good.

Stacker nailed a pair of 3-pointers in that stretch with his second running the Redhawks lead to 54-25 with 14:02 to play.

Troy Cole, Jr.'s layup on his team's ensuing possession widened SEMO's margin to 31 and UTM never recovered.

Almodovar shot 8-of-13 from the field and 6-of-10 from 3-point range. It was his sixth-straight double-digit scoring game.

Stacker followed with 14 points, while Terry added eight points and eight rebounds.

SEMO finished with a season-high 11 three-pointers and held UTM to a season-low 50 points. The Redhawks also forced a season-best 21 turnovers and scored 23 points off those miscues.

## Southeast Missouri 66, UT Martin 50

Official Basketball Box Score - Final  
UT Martin at Southeast Mo. St.  
01/20/26 Show Me Center, Cape Girardeau  
2025-26 Men's BasketballGame Time: 7:30 PM  
Game Duration: 1:54  
Attendance: 1,924

Officials: Steve Divine, Chris Hudson, Chance Wallen

UT Martin - 50

Record: 15-5 (7-2)

NO.	Name	Min	FG	3P	FT	Rebounds	Fouls	TP	AS	TO	ST	Blocks	BA	+/-
			M-A	M-A	M-A	OR DR TOT	PF FD					BS		
0	Andrija Bukumirovic	28:39	1-4	0-1	2-6	6 8 14	0 2	4	1	2	1	0	0	-29
44	Matas Deniusas	22:47	4-10	0-2	3-4	3 3 6	2 3	11	0	2	0	1	0	-6
4	Alan Trnka	23:54	1-6	1-6	1-2	0 1 1	4 3	4	1	3	0	0	0	-6
9	Pedro Santos	20:32	2-7	1-2	0-0	2 3 5	4 2	5	0	1	1	0	1	-13
32	Filip Petkovski	28:21	1-6	0-3	2-2	1 1 2	1 1	4	3	3	1	0	1	-18
24	Vladimir Khryapa	15:54	0-0	0-0	0-0	0 0 0	0 0	0	0	3	2	0	0	-20
77	Luca Coldeag	13:16	0-0	0-0	2-2	0 1 1	0 1	2	0	1	1	1	0	-9
34	Lamine Niang	12:40	2-4	0-0	0-2	2 0 2	1 3	4	0	1	0	0	0	-3
5	Damien King	11:41	2-4	0-0	1-2	2 2 4	3 1	5	1	1	0	1	0	9
22	Ty Price	06:25	1-2	1-2	0-0	0 0 0	1 0	3	0	0	0	0	0	8
11	AJ Hopkins	15:51	2-6	2-6	2-2	0 2 2	0 0	8	0	1	1	0	0	7
Team						0 0 0	0 0	0		3				
Totals		16:49	5-22	13-22	16	21 37	16 16	50	6	21	7	3	2	-16

Major Fouls: Santos (TF) 2<sup>nd</sup> 15:51

Southeast Mo. St. - 66

Record: 10-10 (5-4)

NO.	Name	Min	FG	3P	FT	Rebounds	Fouls	TP	AS	TO	ST	Blocks	BA	+/-
			M-A	M-A	M-A	OR DR TOT	PF FD					BS		
15	Brendan Terry	27:49	2-3	0-1	4-8	2 6 8	2 7	8	6	2	0	0	0	27
2	BJ Ward	19:32	2-8	2-4	0-0	1 0 1	3 0	6	2	1	0	0	0	8
7	Landren Blocker	12:56	0-3	0-0	0-2	1 1 2	3 1	0	0	1	1	1	0	-9
10	Luke Almodovar	24:19	8-13	6-10	0-0	0 0 0	2 0	22	0	0	1	0	0	19
44	Braxton Stacker	26:50	5-11	2-7	2-2	1 1 2	3 1	14	1	2	0	0	1	33
55	Marqueas Bell	23:30	1-5	0-0	0-0	3 4 7	1 1	2	4	2	3	0	1	28
9	Blaise Sagna	16:42	0-5	0-5	0-0	0 3 3	2 0	0	1	0	0	0	0	-8
18	David Idada	09:05	0-1	0-0	0-1	4 1 5	0 2	0	0	0	0	0	0	-16
1	PJ Farmer	13:32	2-3	0-1	2-2	1 0 1	1 2	6	0	1	1	0	0	-11
4	Troy Cole Jr.	12:47	1-2	0-1	1-2	1 1 2	0 1	3	1	1	0	0	1	7
30	Elliot Lowndes	10:18	2-2	1-1	0-0	0 2 2	1 0	5	0	0	0	1	0	7
25	Jay Reynolds	02:40	0-2	0-2	0-0	0 0 0	0 0	0	0	0	0	0	0	-5
Team						0 0 0	0 0	0		2				
Totals		23:58	11-32	9-17	14	19 33	18 15	66	15	12	6	2	3	16

Major Fouls: Almodovar (TF) 1<sup>st</sup> 14:33 Bell (TF) 2<sup>nd</sup> 12:23

	UTM	SEM	Points from	UTM	SEM	Period by Period Scoring
Biggest lead	0 (1 <sup>st</sup> 20:00)	31 (2 <sup>nd</sup> 13:12)	Turnovers	13	23	1st 2nd TOT
Best Scoring Run	13 (2 <sup>nd</sup> 1:46)	13 (1 <sup>st</sup> 13:39)	Paint	20	22	UTM 20 30 50
Lead Changes	0		Second Chance	11	15	SEM 40 26 66
Times Tied	0		Fast Breaks	6	6	
Time with Lead	00:00	39:41	Bench	22	16	





**UT MARTIN**  
**FEBRUARY 17**

## GAME SUMMARIES

### GAME 21



# FINAL SCORE

JANUARY 22, 2026  
CAPE GIRARDEAU, MO.

	1ST HALF	2ND HALF	FINAL
<b>SEMO</b>	30	35	65
<b>LR</b>	33	37	70

**CAPE GIRARDEAU, Mo.** - Luke Almodovar had a double-double 13 points and 10 rebounds and Landren Blocker added 13 points to lead Southeast Missouri to a 70-65 win over Little Rock at the Show Me Center.

SEMO closed out its four-game home stand with two-straight victories and ended LR's four-game winning streak in the process.

It was a two-possession game only three times in tight first half that SEMO led for a span of nearly 15 minutes.

Down, 17-16, the Redhawks put together a 7-0 run to take a six-point advantage when PJ Farmer's first career 3-pointer gave SEMO a 23-17 lead with 5:59 remaining.

Brendan Terry's layup later put the Redhawks up, 33-28, before LR pulled within three at halftime.

Blocker led all scorers with 11 points in the opening stanza.

SEMO opened the second half with a 17-7 run that ended with a 3-pointer by both Braxton Stacker and Luke Almodovar making it, 50-37, Redhawks with 14:39 to go.

After Tuongthach Gatkek's layup narrowed SEMO's margin to 58-50, Almodovar answered with a corner 3-pointer and answered another LR basket with a dunk. Two free throws by Stacker followed giving the Redhawks a 65-52 lead at the 3:50 mark.

SEMO withstood an 11-2 LR run that dropped the Redhawks lead to 67-63 with less than a minute on the clock.

BJ Ward's pullup jumper gave the Redhawks a 69-63 edge 27 seconds later and Ward scored the final point on a free throw to ice the victory.

Blocker shot 6-of-9 from the field, while Almodovar made four field goals, a pair of 3-pointers and three free throws. Ward followed with 11 points and Terry chipped in 10 points and six boards.

SEMO led for a total of 33:55 and held LR to 32.4 percent (12-of-37) from the floor in the second half. The Redhawks also outscored the Trojans, 32-18, in the paint.

Johnathan Lawson, who made the game-winner to beat SEMO in Cape Girardeau a year ago, led LR with 21 points.

## Southeast Missouri 70, Little Rock 65



Official Basketball Box Score - Final  
**Little Rock at Southeast Mo. St.**  
01/22/26 Show Me Center, Cape Girardeau  
2025-26 Men's Basketball

Game Time: 7:30 PM  
Game Duration: 1:49  
Attendance: 1,463

Officials: Luke Chitum, Wesley Harper, Michael Stranelli

Little Rock - 65 Record: 9-11 (6-3)

NO.	Name	Min	FG	3P	FT	Rebounds	Fouls	TP	AS	TO	ST	Blocks	+/-	Shooting By Period
			M-A	M-A	M-A	OR DR TOT	PF FD					BS BA		
15	Kachi Nzeh	F 32:22	5-12	3-6	0-0	1 5 6	5 3 13	2	0	1	3	0	-2	1st FG% 10-23 43.5%
24	Cameron Wallace	F 23:39	1-6	0-0	4-6	5 2 7	2 4 6	3	2	0	1	0	-2	3PT% 5-8 62.5%
32	Tuongthach Gatkek	F 36:58	3-5	0-0	2-2	1 5 6	3 2 8	5	1	2	0	0	-2	FT% 5-7 71.4%
0	Braxton Bayless	G 31:15	2-6	1-3	0-1	0 3 3	0 1 5	0	3	1	0	0	-7	2nd FG% 12-37 32.4%
11	Johnathan Lawson	G 40:00	7-19	5-11	2-3	0 5 5	3 2 21	2	1	4	0	1	-5	3PT% 4-13 30.8%
10	Caleb Pennyfeather	05:22	1-2	0-0	0-0	1 1 2	0 0 2	0	0	0	2	0	4	FT% 7-10 70%
22	Truman Claytor IV	27:41	3-10	0-1	4-5	0 2 2	2 2 10	0	1	0	0	0	-6	GM FG% 22-50 36.7%
12	Tracy Steele Jr.	02:43	0-0	0-0	0-0	0 0 0	1 0 0	0	0	0	0	0	3	3PT% 9-21 42.9%
Team						0 0 0	0 0 0	0	0	0	0	0	3	FT% 12-17 70.6%
Totals		22:60	9-21	12-17	8 23 31	16 14	65	12	8	8	6	1	-5	Dead Ball Rebounds: 3, 3

Southeast Mo. St. - 70 Record: 11-10 (6-4)

NO.	Name	Min	FG	3P	FT	Rebounds	Fouls	TP	AS	TO	ST	Blocks	+/-	Shooting By Period
			M-A	M-A	M-A	OR DR TOT	PF FD					BS BA		
15	Brendan Terry	F 31:56	4-6	0-0	2-5	1 5 6	2 4 10	4	2	0	0	1	1	1st FG% 12-29 41.4%
2	BJ Ward	G 34:38	4-5	2-2	1-2	0 1 1	2 1 11	2	0	0	0	0	1	3PT% 4-13 30.8%
7	Landren Blocker	G 18:46	6-9	1-2	0-0	2 1 3	2 0 13	0	0	1	1	1	2	FT% 5-5 100%
10	Luke Almodovar	G 34:38	4-13	2-9	3-3	0 10 10	1 4 13	3	3	1	0	0	4	2nd FG% 12-24 50.0%
44	Braxton Stacker	G 27:42	2-6	1-4	2-2	0 2 2	2 1 7	3	1	1	0	0	1	3PT% 3-10 30.0%
1	PJ Farmer	07:19	1-2	1-2	0-0	0 0 0	1 1 3	1	0	1	0	0	4	FT% 10-16 62.5%
4	Troy Cole Jr.	10:21	1-5	0-3	1-1	0 1 1	2 1 3	0	0	0	0	0	1	GM FG% 24-53 45.3%
9	Blaize Sagna	05:22	0-1	0-1	0-0	0 0 0	0 0 0	0	0	0	0	0	1	3PT% 7-23 30.4%
18	David Idada	03:02	0-1	0-0	0-0	1 1 2	0 0 0	0	0	0	0	0	1	FT% 15-21 71.4%
55	Marqueas Bell	19:17	2-5	0-0	4-6	1 7 8	1 3 8	3	2	0	0	2	3	Dead Ball Rebounds: 3, 3
30	Elliot Lowndes	06:59	0-0	0-0	2-2	1 1 2	1 2 0	0	0	0	0	0	1	
Team						0 0 0	0 0 0	0	1					
Totals		24:53	7-23	15-21	6 29 35	14 16	70	16	11	4	1	6	5	

Major Fouls: NONE

	LR	SEM	Points from	LR	SEM	Period by Period Scoring			
Biggest lead	3 (1 <sup>st</sup> 19:42)	13 (2 <sup>nd</sup> 14:39)	Turnovers	12	12	LR	1st	2nd	TOT
Best Scoring Run	7 (2 <sup>nd</sup> 2:43)	7 (1 <sup>st</sup> 5:59)	Paint	18	32		SEM	33	37
Lead Changes	9		Second Chance	10	4				
Times Tied	2		Fast Breaks	6	9				
Time with Lead	05:20	33:55	Bench	12	16				





## GAME SUMMARIES

UT MARTIN  
FEBRUARY 17

## GAME 22

	1ST HALF	2ND HALF	FINAL
<b>SEMO</b>	<b>36</b>	<b>42</b>	<b>78</b>
<b>WIU</b>	<b>29</b>	<b>45</b>	<b>74</b>

**FINAL SCORE** JANUARY 29, 2026  
MACOMB, ILL.

**EVANSVILLE, Ind.** - Brendan Terry scored 16 points, including six in the final 52 seconds to lift Southeast Missouri to a 78-74 win over Western Illinois.

SEMO dropped WIU to its 11th-straight loss in a tight game that wasn't decided until Terry's big push at the end.

WIU scored nine points in less than three minutes to bring the game to a 38-38 tie at the start of the second half.

Lucas Lorenzen's 3-pointer then gave the Leathernecks a 43-41 edge with 15:04 to go.

Marqueas Bell countered with a burst of eight-straight points to grab SEMO a 49-46 advantage ahead of a media timeout with 11:38 left.

Terry later scored on a layup to extend the Redhawks lead to 55-49.

Following a 3-pointer by BJ Ward, SEMO led 63-56 with just under six minutes left.

WIU again responded, this time scoring the next four points to make it a one-possession game at 63-60.

Both teams continued to trade baskets and the Leathernecks pulled within two on three occasions.

Ahead, 69-67, with 2:19 on the clock, Braxton Stacker split two free throws and Lorenzen buried a 3-pointer to tie things up at 70-70.

On SEMO's ensuing possession, Bell got an offensive rebound and scored to put the Redhawks up, 72-70, at the 1:30 mark.

Danny Stephens was fouled and added two free throws to give the game its seventh tie.

SEMO, however, answered with a layup by Terry to pull ahead, 74-72, with 52 seconds to play.

The Redhawks defense got a stop on WIU's next trip down the floor. Terry was fouled and hit two free throws to stretch SEMO's lead to 76-72 with 22 seconds left.

A pair of free throws by Francis Okwuosah got the Leathernecks within two once more before Terry was fouled again nine seconds later.

Terry came up big with another two free throws and Luke Almodovar rebounded a missed 3-pointer by Isaiah Griffin to secure

the victory.

Terry shot 5-of-8 from the field and did not miss at the free throw line going 6-of-6. He had 14 of his points in the second half.

Bell and Stacker followed with 15 and 14 points, respectively. Bell also had eight boards.

Almodovar rounded out SEMO's four double-digit scorers with

11 points.

Additionally, Ward matched a career-high seven assists.

The Redhawks shot 54.3 percent (25-of-46) from the field and outrebounded WIU, 33-26.

Lorenzen finished with a game-high 20 points for the Leathernecks.

## Southeast Missouri 78, Western Illinois 74



Official Basketball Box Score - Final  
Southeast Mo. St. at Western Ill.  
01/29/26 Western Hall, Macomb  
2025-26 Men's Basketball

Game Time: 7:30 PM  
Game Duration: 2:03  
Attendance: 527

Officials: Greg Gerritsen, Mike Onell, John Hendricks

Southeast Mo. St. - 78

Record: 12-10 (7-4)

NO.	Name	Min	FG	3P	FT	Rebounds	Fouls	TP	AS	TO	ST	Blocks	BS	BA	+/-
			M-A	M-A	M-A	OR DR TOT	PF FD								
15	Brendan Terry	F 30:10	5-8	0-0	6-6	2 6 8	4 5 16	0 2	0 0	0 0	0 0	0 0	0 0	0 0	-3
2	BJ Ward	G 33:04	2-7	2-6	0-0	0 2 2	4 0 6	7 1	0 0	0 0	0 0	0 0	0 0	0 0	-7
7	Landren Blocker	G 15:56	4-4	0-0	0-0	0 1 1	2 0 8	0 0	1 1	0 0	0 0	0 0	0 0	0 0	-1
10	Luke Almodovar	G 28:46	4-9	2-7	1-2	0 4 4	3 2 11	1 1	0 0	0 0	0 0	0 0	0 0	0 0	-1
44	Braxton Stacker	G 28:28	3-6	1-2	7-9	0 1 1	2 6 14	1 4	2 0	0 0	0 0	0 0	0 0	0 0	1
4	Troy Cole Jr.	13:20	1-3	0-1	4-5	0 2 2	2 2 6	0 1	0 0	0 0	0 0	0 0	0 0	0 0	6
30	Eliot Lowndes	04:50	0-1	0-1	0-0	0 1 1	1 0 0	1 0	0 0	0 0	0 0	0 0	0 0	0 0	4
55	Marqueas Bell	24:50	6-7	0-0	3-5	1 7 8	3 5 15	2 2	1 0	0 0	0 0	0 0	0 0	0 0	9
1	PJ Farmer	11:32	0-1	0-1	0-0	0 3 3	0 0 3	0 0	3 1	1 0	0 0	0 0	0 0	0 0	10
18	David Idada	09:04	0-0	0-0	2-6	1 2 3	2 4 2	0 1	0 0	0 0	0 0	0 0	0 0	0 0	4
Team						0 0 0	0 0 0								
<b>Totals</b>			<b>25-46</b>	<b>5-18</b>	<b>23-33</b>	<b>4 29 33</b>	<b>23 24 78</b>	<b>15 13</b>	<b>5 0</b>	<b>0 0</b>	<b>0 0</b>	<b>0 0</b>	<b>0 0</b>	<b>0 0</b>	<b>4</b>

Western Ill. - 74

Record: 4-18 (0-11)

NO.	Name	Min	FG	3P	FT	Rebounds	Fouls	TP	AS	TO	ST	Blocks	BS	BA	+/-
			M-A	M-A	M-A	OR DR TOT	PF FD								
12	Isaiah Griffin	F 36:15	3-12	1-6	2-2	0 1 1	1 2 9	0 0	2 4	0 0	0 0	0 0	0 0	0 0	1
15	Francis Okwuosah	F 26:37	2-6	1-4	0-0	3 5 8	4 2 2	5 0	0 0	0 0	0 0	0 0	0 0	0 0	1
22	Goanar Bilew	F 30:10	4-9	2-3	4-10	3 4 7	5 6 14	1 1	0 1	0 0	0 0	0 0	0 0	0 0	2
3	Lucas Lorenzen	G 34:14	6-13	5-9	3-4	1 5 6	2 3 20	0 1	0 0	0 0	0 0	0 0	0 0	0 0	-3
13	Makal Kwamme	G 32:01	4-7	0-1	6-8	0 2 2	1 5 14	5 0	3 0	0 0	0 0	0 0	0 0	0 0	2
0	Tyran Cook	14:36	1-2	0-1	3-3	0 1 1	2 2 5	1 1	0 0	0 0	0 0	0 0	0 0	0 0	-10
45	Antwaun Massey	10:39	1-3	0-0	0-0	0 0 0	2 0 2	0 1	0 0	0 0	0 0	0 0	0 0	0 0	-10
23	Danny Stephens	12:42	1-3	1-3	2-2	1 0 1	5 1 5	1 2	1 0	0 0	0 0	0 0	0 0	0 0	-12
11	Ilick Peter	02:46	0-0	0-0	0-0	0 0 0	0 0 0	0 0	0 0	0 0	0 0	0 0	0 0	0 0	1
Team						0 0 0	0 0 0								
<b>Totals</b>			<b>22-55</b>	<b>10-27</b>	<b>20-29</b>	<b>8 18 26</b>	<b>24 22 74</b>	<b>8 7</b>	<b>9 0</b>	<b>0 0</b>	<b>0 0</b>	<b>0 0</b>	<b>0 0</b>	<b>0 0</b>	<b>-4</b>

Major Fouls: Almodovar (TF) 2<sup>nd</sup> 10:19

	SEM	WIU
Biggest lead	9 (1 <sup>st</sup> 1:10)	6 (1 <sup>st</sup> 11:56)
Best Scoring Run	9 (1 <sup>st</sup> 9:16)	8 (1 <sup>st</sup> 13:18)
Lead Changes	9	9
Times Tied	7	7
Time with Lead	28:53	08:29

	SEM	WIU
Points from Turnovers	12	15
Paint	40	24
Second Chance	7	6
Fast Breaks	8	12
Bench	23	12





**UT MARTIN**  
**FEBRUARY 17**

## GAME SUMMARIES

### GAME 23

	1ST HALF	2ND HALF	FINAL
<b>SEMO</b>	<b>37</b>	<b>40</b>	<b>77</b>
<b>Eastern Illinois</b>	<b>24</b>	<b>35</b>	<b>59</b>

**FINAL SCORE** JANUARY 31, 2026  
CHARLESTON, ILL.

**CHARLESTON, ILL.** - Brendan Terry scored 22 points and grabbed eight rebounds to lead Southeast Missouri to a commanding 77-59 win over Eastern Illinois Saturday at Groniger Arena.

SEMO led the entire game en route to earning its fourth-straight victory. The Redhawks completed a road sweep of Western Illinois (Jan. 29) and EIU for the first time under Head Coach Brad Korn.

SEMO's defense set the tone forcing six turnovers on EIU's first seven possessions.

The Redhawks scored seven points off those miscues that, in turn, led to a 12-1 run helping SEMO get an early double-digit lead.

Braxton Stacker and Luke Almodovar each drained a 3-pointer before BJ Ward scored, and Terry added four points with his dunk capping that stretch at the 13:40 mark in the first half.

EIU went 0-of-5 from the field and had more turnovers than shot attempts during a scoreless drought of 6:41. Meechie White's jumper ended the lengthy period

for the Panthers' first points with 13:19 left.

SEMO ran its lead to 14 when Landren Blocker knocked down a 3-pointer to make it a 32-18 game. The Redhawks later held a 37-24 advantage at the half.

The Redhawks matched their season-best of 3-pointers made in a first half with 7-of-14 for 50 percent. SEMO also made seven threes in the game's opening 20 minutes at Tennessee State (Dec. 20).

EIU turned the ball over on 11 occasions in the first half.

SEMO continued to tame the Panthers in the second half, where it heated up to make seven of its first 12 field goals.

A steal by Elliot Lowndes resulted in a breakaway dunk by Stacker increasing SEMO's lead to 57-41 with 11:18 remaining.

Marqueas Bell then followed a Terry miss with a layup to give the Redhawks a 21-point lead (65-44) with a little under seven minutes to play.

Terry's hook shot put SEMO up, 75-53, for its largest lead of the afternoon and the Redhawks coasted

to their fourth Ohio Valley Conference road win of the season.

Terry shot 9-of-13 from the field and 3-of-5 at the free throw line. He dished out five assists and added a steal in 30 minutes.

Stacker followed with 17 points on 6-of-11 field goals and Almodovar pitched in 13.

Ward led the way with a career-high eight assists and finished off his road swing with 15 assists to only two turnovers in his Illinois starts.

SEMO shot 50 percent (29-of-58) and out rebounded EIU, 33-27. The Redhawks tied their season-high of 11 three-pointers.

## Southeast Missouri 77, Eastern Illinois 59



Official Basketball Box Score - Final  
**Southeast Mo. St. at Eastern Ill.**  
01/31/26 Groniger Arena, Charleston  
2025-26 Men's Basketball

Game Time: 3:30 PM  
Game Duration: 1:43  
Attendance: 1,337

Officials: Kevin Driver, Michael Ingram, Scott Tierney

Southeast Mo. St. - 77

Record: 13-10 (5-4)

NO.	Name	Min	FG	3P	FT	Rebounds	Fouls	TP	AS	TO	ST	Blocks	BS	BA	+/-
			M-A	M-A	M-A	OR DR TOT	PF								
15	Brendan Terry	F 30:31	9-13	1-2	3-5	1 7 8	2 4	22	5	1	1	3	0	20	
2	BJ Ward	G 30:01	2-4	1-2	0-0	0 1 1	1 1	5	8	1	1	0	0	22	
7	Landren Blocker	G 24:17	3-7	1-2	0-0	3 3 6	2 1	7	1	2	1	0	0	17	
10	Luke Almodovar	G 21:49	4-11	2-8	3-4	1 3 4	1 2	13	1	1	0	0	0	11	
44	Braxton Stacker	G 24:29	6-11	3-7	2-2	0 2 2	2 2	17	2	1	1	0	0	13	
55	Marqueas Bell	15:36	1-2	0-0	0-0	1 4 5	1 1	2	1	1	0	0	0	5	
1	PJ Farmer	04:21	0-1	0-0	0-0	0 0 0	0 0	0	0	1	1	0	0	4	
4	Troy Cole Jr.	13:46	1-1	0-0	0-0	1 1 1	3 0	2	1	0	0	0	0	3	
18	David Idada	03:00	0-1	0-0	0-0	1 1 1	1 0	0	0	0	0	0	0	1-3	
9	Blaize Sagna	15:11	2-3	2-3	0-0	0 0 0	1 0	6	0	1	0	0	0	3	
30	Elliot Lowndes	13:05	1-4	1-3	0-0	1 1 2	2 0	3	1	0	2	2	0	7	
3	Trace Sadler	01:57	0-0	0-0	0-0	0 0 0	0 0	0	0	0	0	0	0	-2	
25	Jay Reynolds	01:57	0-0	0-0	0-0	0 0 0	0 0	0	0	1	0	0	0	-2	
Team						2 1 3	0	0	0	0	0	0	0	-2	
<b>Totals</b>			29-58	11-27	8-11	9 24 33	16 11	77	20	10	7	5	2	18	

Shooting By Period	1st FG%	2nd FG%	3rd FG%	GM FG%
	15-30 50.0%	14-28 50.0%	11-27 40.7%	29-58 50.0%
	3PT% 7-14 50.0%	4-13 30.8%	8-11 72.7%	19-28 67.9%
	FT% 0-1 0%	8-10 80%	8-11 72.7%	25-39 64.1%

Dead Ball Rebounds: 0, 0

Eastern Ill. - 59

Record: 9-14 (5-7)

NO.	Name	Min	FG	3P	FT	Rebounds	Fouls	TP	AS	TO	ST	Blocks	BS	BA	+/-
			M-A	M-A	M-A	OR DR TOT	PF								
13	Nazareth Fisher	F 16:20	1-3	0-0	3-4	1 7 8	4 4	5	0	2	0	0	0	-11	
40	Kooper Jacobi	F 17:25	0-5	0-0	1-2	1 3 4	0 2	1	0	1	1	0	4	-13	
3	Meechie White	G 34:01	7-11	1-2	0-0	1 2 3	2 0	15	4	3	2	0	0	-14	
4	Andre Washington	G 18:59	1-7	0-3	1-1	0 0 0	1 2	3	1	0	3	0	0	-11	
5	Zion Fruster	G 28:18	3-7	1-1	3-3	1 3 4	0 4	10	0	1	0	0	0	-22	
24	Terry McMorris	21:26	1-5	0-1	1-2	0 2 2	4 1	3	2	2	0	0	1	-5	
19	Preston Turner	19:21	0-3	0-1	0-0	0 0 0	0 1	0	0	1	0	2	0	-4	
1	Markus Blackwell	25:10	5-7	4-6	2-3	0 1 1	0 2	16	1	2	1	0	0	-9	
7	Prince Johnson	07:43	0-0	0-0	0-0	1 1 1	0 0	0	0	0	0	0	0	1	
15	Andrew Austin	11:18	2-3	2-3	0-0	1 0 1	0 0	6	1	0	0	0	0	-2	
Team						1 2 3	0	0	0	2	0	0	0	-2	
<b>Totals</b>			20-51	8-17	11-15	6 21 27	11 18	59	9	14	7	2	5	-18	

Major Fouls: NONE

	SEMO	EIU
Biggest lead	23 (2 <sup>nd</sup> 5:05)	0 (1 <sup>st</sup> 20:00)
Best Scoring Run	9 (1 <sup>st</sup> 13:40)	5 (1 <sup>st</sup> 10:46)
Lead Changes	0	0
Times Tied	0	0
Time with Lead	38:42	00:00

Points from Turnovers	SEMO	EIU
	14	8
Paint	34	18
Second Chance	5	7
Fast Breaks	8	10
Bench	13	25

Period by Period Scoring	1st	2nd	TOT
SEMO	37	40	77
EIU	24	35	59





## GAME SUMMARIES

UT MARTIN  
FEBRUARY 17

## GAME 24

	1ST HALF	2ND HALF	FINAL
<b>SEMO</b>	29	41	70
<b>MSU</b>	43	39	82

**FINAL SCORE**

FEBRUARY 5, 2026  
CAPE GIRARDEAU, MO.

**CAPE GIRARDEAU, Mo.** - BJ Ward scored a game-high 21 points to lead four starters in double figures as Southeast Missouri defeated Morehead State, 82-70, at the Show Me Center.

SEMO led for all but 11 seconds of the game en route to recording its season-best fifth-consecutive win. Along the way, the Redhawks gave Head Coach Brad Korn his first home victory over the Eagles.

The Redhawks used another strong first half to build a double-digit lead.

Braxton Stacker made back-to-back 3-pointers and later added a layup to put the Redhawks ahead by double figures for the first time at 30-19 with just under four minutes remaining in the first half.

A 16-3 run stretched SEMO's lead to 37-21 when MSU went over five minutes without a field goal. Marqueas Bell's free throws capped that surge to grab the Redhawks a 37-21 advantage at the 2:28 mark.

SEMO headed into the intermission ahead, 43-29.

Stacker scored 12 points and the Redhawks got a big boost off the bench from David Idada who contributed six points and five rebounds in 11 minutes. Luke Almodovar also reached double figures in the first half with 10.

SEMO also shot 54 percent from 3-point range (7-of-13) in the game's first 20 minutes.

MSU managed to get within nine multiple times in the second half, but that was as close as it would get.

The Redhawks took their largest lead of the night (74-56) on Brendan Terry's free throw with 4:48 left to play before nailing down their eighth win at home this season.

Ward shot 7-of-13 from the field, buried three 3-pointers and made a perfect 4-of-4 free throws. Stacker followed with a double-double 17 points and 10 rebounds, his first as a Redhawk.

Almodovar and Terry chipped in 13 points apiece.

For the game, SEMO shot 50.9 percent (29-of-57), 45 percent

(9-of-20) from downtown and out-rebounded MSU, 30-25.

Jon Carroll led MSU with 15 points.

## Southeast Missouri 82, Morehead State 70



Official Basketball Box Score - Final  
Morehead St. at Southeast Mo. St.  
02/05/26 Show Me Center, Cape Girardeau  
2025-26 Men's Basketball

Game Time: 7:36 PM  
Game Duration: 1:57  
Attendance: 1,930

Officials: Ed Crenshaw, Josh Pitts, Bob Franklin

Morehead St. - 70

Record: 12-12 (8-5)

NO. Name		FG	3P	FT	Rebounds	Fouls	TP	AS	TO	ST	Blocks	+/-				
		Min	M	A	OR	DR	PF	FD			BS	BA				
4	Jon Carroll	F 19:18	6-10	0-0	3-4	4 4	8	3	4	15	1	3	0	0	2	-8
8	Anouar Mellouk	F 23:15	2-5	0-1	2-4	0 1	1	2	4	6	0	3	0	0	1	-17
3	George Marshall	G 30:29	3-8	1-1	2-2	0 4	4	2	1	9	0	0	2	1	1	-21
5	Vince Dawson III	G 28:46	2-4	1-2	0-0	0 1	1	1	0	5	1	0	0	0	0	-5
10	Chase Dawson	G 29:53	3-5	2-3	2-2	0 2	2	2	3	10	3	3	2	0	0	-21
2	Davion Cunningham	29:52	4-9	0-2	0-0	0 3	2	1	8	1	2	2	0	0	0	-5
24	Tammaru Releford	16:01	4-5	0-0	0-0	2 1	3	3	1	8	0	0	0	1	1	4
0	Josiah LeGree	13:01	1-4	0-3	2-2	0 0	0	4	1	4	1	0	0	1	1	11
22	Tyonne Farrell	09:25	2-4	1-2	0-0	0 3	3	3	0	5	0	1	0	1	0	2
Team					0	0	0	0	0	1						
Totals		27:54	5-14	11-14	6	19	25	22	15	70	10	14	6	3	6	-12

Shooting By Period		
1st FG%	10-26	38.5%
3PT%	4-7	57.1%
FT%	5-6	83.3%
2nd FG%	17-28	60.7%
3PT%	1-7	14.3%
FT%	6-8	75%
GM FG%	27-54	50.0%
3PT%	5-14	35.7%
FT%	11-14	78.6%

Dead Ball Rebounds: 3, 1

Southeast Mo. St. - 82

Record: 14-10 (8-4)

Game 10 - 3/17/22																				
NO.	Name	Min	FG		3P		FT		Rebounds		Fouls		PF	AS	TO	ST	Blocks		+/-	
			M-A	P-A	M-A	P-A	M-A	P-A	OR	DR	OT	FD					BS	BA		
15	Brendan Terry	F 21:15	5-7	0-1	3-4	0	3	3	3	2	13	3	3	0	0	0	5			
2	BJ Ward	G 34:06	7-13	3-5	4-4	1	1	2	2	4	21	4	1	1	0	1	9			
7	Landren Blocker	G 21:27	1-3	0-1	0-0	2	0	2	1	1	2	0	1	2	0	0	13			
10	Luke Almodovar	G 28:46	4-9	2-4	3-5	0	1	1	1	4	13	3	1	1	0	16				
44	Braxton Stacker	G 31:57	7-13	2-5	1-2	1	9	10	1	3	17	0	1	1	2	1	14			
18	David Idada	14:25	2-4	0-0	2-5	6	1	7	2	4	6	1	0	0	2	1	6			
4	Troy Cole Jr.	08:12	0-1	0-0	0-0	0	0	0	0	2	0	0	2	0	0	0	-3			
55	Marqueas Bell	10:09	0-1	0-0	2-2	0	2	2	0	1	2	1	0	0	0	0	-7			
9	Blaize Sagna	11:14	1-2	1-2	0-0	1	1	2	1	2	3	0	1	0	0	0	-4			
30	Elliot Lowndes	04:20	0-1	0-1	0-0	0	1	1	1	1	0	0	1	1	0	1	1			
1	PJ Farmer	14:09	2-3	1-1	0-0	0	0	0	0	1	1	5	1	0	2	0	10			
Team																				
Totals			29:57	9-20	15-22	11	19	30	15	22	82	11	15	7	6	3	12			

Major Fouls: NONE

		MSU	SEM	Points from		MSU	SEM	Period by Period Scoring		
Biggest lead		2 (1 <sup>st</sup> 9:09)	18 (2 <sup>nd</sup> 4:48)	Turnovers		8	20	1st	2nd	TOT
Best Scoring Run		7 (1 <sup>st</sup> 9:09)	7 (1 <sup>st</sup> 14:48)	Paint		40	32			
Lead Changes		2		Second Chance		8	15			
Times Tied		2		Fast Breaks		10	11			
Time with Lead		00:11	37:16	Bench		25	16			







UT MARTIN  
FEBRUARY 17

## GAME SUMMARIES

## GAME 25

	1ST HALF	2ND HALF	FINAL
SOUTHERN INDIANA	42	23	65
SEMO	39	51	90

**FINAL SCORE**

FEBRUARY 7, 2025  
CAPE GIRARDEAU, MO.

**CAPE GIRARDEAU, Mo.** - Brendan Terry dropped in 22 points, Luke Almodovar had 21 and Southeast Missouri used a 19-0 run in the second half to get by Southern Indiana (5-19, 2-12), 90-65, at the Show Me Center.

SEMO came away with its sixth-consecutive win and remained the hottest team in the Ohio Valley Conference. The Redhawks also completed their third two-game sweep of a league opponent this year.

Tied, 48-48, Marqueas Bell jumpstarted the decisive surge when he scored on a hookshot. Terry, Braxton Stacker and Almodovar all followed with baskets before Terry made two free throws to give SEMO its first double-digit lead.

BJ Ward then drained a 3-point-er to end a stretch of nine-straight missed threes by the Redhawks. The Redhawks scored six more points with a massive high-light-reel dunk on a fast break by Almodovar giving his team a 67-48 advantage with 8:59 to go.

USI went 0-of-9 from the field, turned the ball over four times and was scoreless for over eight minutes while SEMO pulled away for good.

SEMO outscored USI, 51-23, in the second stanza.

In the first half, SEMO trailed 14-10 and went on a 9-0 run to take a five-point lead with a little over 10 minutes remaining.

Troy Cole, Jr. followed up a miss by Bell with a dunk to tie the game and later added a tip-in before Terry made two free throws to put the Redhawks ahead, 19-14.

After Steven Clay's layup gave the game its third tie at 21-21, USI managed to build a seven-point advantage when Ismail Habib made a 3-pointer to give the Screaming Eagles a 34-27 lead at the 4:04 mark.

USI led for the final 7:56 of the first half and held a 42-39 lead at the half.

The Redhawks overpowered the Screaming Eagles, 52-28, inside the paint.

Terry shot 9-of-13 from the field, 4-of-4 at the free throw line, pulled

down eight rebounds, dished out five assists and two blocks. Almodovar made 6-of-12 field goals and a near-perfect 9-of-10 free throws.

Bell and Ward also scored double figures with 12 and 11 points, respectively.

The Redhawks shot a scorching 65.4 percent (17-of-26) from the field in the second half.

SEMO improved to 8-1 all-time in its series against USI.

Additionally, the Redhawks recorded their 10th OVC win of the season marking the third time they won 10 or more conference games with Brad Korn as their head coach.

## Southeast Missouri 90, Southern Indiana 65



Official Basketball Box Score - Final  
Southern Ind. at Southeast Mo. St.  
02/07/25 Show Me Center, Cape Girardeau  
2025-26 Men's Basketball

Game Time: 3:45 PM  
Game Duration: 2:15  
Attendance: 1,978

Officials: Sean West, Dustin Williams, Eric Dast

Southern Ind. - 65

Record: 5-19 (3-12)

NO.	Name	Min	FG	3P	FT	Rebounds	Fouls	TP	AS	TO	ST	Blocks	BS	BA	+	-
			M-A	M-A	M-A	OR DR TOT	PF	FD								
3	Tolu Samuels	F 34:12	0-7	0-1	2-6	1 4 5	3 3	2	0	1	0	1	3	0	0	-34
5	Ola Ajiboye	F 20:07	2-5	0-0	1-2	3 0 3	5 3	5	0	1	0	0	0	0	0	0
2	Steven Clay	G 19:54	2-5	0-3	0-0	1 1 2	5 1	4	1	0	0	0	0	0	0	-4
15	Amaree Brown	G 32:17	4-12	0-2	9-11	0 2 2	1 6	17	5	2	0	0	2	-7	0	0
22	Josiah Dunham	G 10:26	1-2	1-2	0-0	1 1 2	0 0	3	1	0	0	0	0	0	0	-6
8	Cardell Bailey	30:54	4-15	2-7	0-0	3 4 7	3 1	10	0	3	1	0	0	0	0	-17
13	Devin Curtis	15:33	2-2	0-0	0-0	2 0 2	2 0	4	0	1	0	1	0	0	0	-23
21	Ismail Habib	34:22	7-11	2-4	4-4	0 3 3	2 3	20	1	1	1	0	1	0	0	-28
11	Sheridan Sharp	02:15	0-0	0-0	0-0	0 0 0	0 0	0	0	0	0	0	0	0	0	-6
Team						0 0 0	0	0	3							
Totals			22:59	5-19	16-23	11 15 26	21 17	65	8	11	3	1	6	0	0	-25

Shooting By Period			
1st FG%	16.32	50.0%	
3PT%	4.13	38.8%	
FT%	6.9	66.7%	
2nd FG%	6.27	22.2%	
3PT%	1.6	16.7%	
FT%	10-14	71.4%	
GM FG%	22.59	37.3%	
3PT%	5-19	26.3%	
FT%	16-23	69.6%	

Dead Ball Rebounds: 7-1

Southeast Mo. St. - 90

Record: 15-10 (10-4)

NO.	Name	Min	FG	3P	FT	Rebounds	Fouls	TP	AS	TO	ST	Blocks	BS	BA	+	-
			M-A	M-A	M-A	OR DR TOT	PF	FD								
15	Brendan Terry	F 32:10	9-13	0-0	4-4	3 5 8	2 3	22	5	3	2	2	0	0	0	16
2	BJ Ward	G 28:52	4-9	1-2	2-2	2 3 5	2 2	11	1	0	1	1	1	1	0	21
7	Landren Blocker	G 13:52	1-2	0-1	6-8	2 1 3	4 5	8	0	1	2	1	0	1	0	10
10	Luke Almodovar	G 33:11	6-12	0-3	9-10	1 3 4	1 4	21	0	0	1	0	0	0	0	14
44	Braxton Stacker	G 19:26	1-5	0-3	0-0	0 3 3	4 0	2	0	0	0	0	0	0	0	11
4	Troy Cole Jr.	12:34	2-3	0-1	2-2	2 1 3	2 1	6	0	0	0	0	0	0	0	0
1	PJ Farmer	05:33	1-3	0-0	0-0	0 0 0	0 0	2	0	0	0	0	0	0	0	3
9	Blaize Sagna	08:14	0-0	0-0	2-2	0 2 2	1 2	2	1	0	0	0	0	0	0	12
18	David Idada	14:33	0-0	0-0	1-2	1 3 4	2 1	1	0	0	0	2	0	0	0	17
55	Marqueas Bell	25:17	5-7	0-0	2-2	1 4 5	0 2	12	0	2	0	0	0	0	0	12
3	Elliot Lowndes	01:53	1-2	1-2	0-0	0 0 0	1 0	3	0	0	0	0	0	0	0	1
3	Trace Sadler	02:47	0-0	0-0	0-0	0 0 0	0 0	0	0	0	0	0	0	0	0	5
25	Jay Reynolds	01:38	0-0	0-0	0-0	0 1 1	0 0	0	0	0	0	0	0	0	0	3
Team						0 0 0	0	0	0							
Totals			30:56	2-12	28-32	12 26 38	19 20	90	7	6	6	6	1	0	0	25

Major Fouls: Blocker (TF) 2 19:04 Stacker (TF) 2 19:04

	USI	SEM
Biggest lead	7 (1 <sup>st</sup> 4:04)	25 (2 <sup>nd</sup> 0:45)
Best Scoring Run	6 (2 <sup>nd</sup> 7:28)	19 (2 <sup>nd</sup> 8:59)
Lead Changes	3	
Times Tied	6	
Time with Lead	16:08	21:09

	USI	SEM
Points from Turnovers	2	21
Paint	28	52
Second Chance	10	21
Fast Breaks	9	14
Bench	34	26

	USI	SEM
Period by Period Scoring		
1st	42	23
2nd	23	65
TOT	65	90



## GAME SUMMARIES

UT MARTIN  
FEBRUARY 17

## GAME 26



**EDWARDSVILLE, ILL.** - BJ Ward scored 20 points and Southeast Missouri saw its six-game winning streak come to an end in a 74-56 setback at SIU Edwardsville.

It was a tale of two halves for SEMO.

The Redhawks heated up to shoot 52.9 percent from 3-point range in the game's opening 20 minutes.

Luke Almodovar and Ward each buried four threes accounting for all but one of their team's nine first-half 3-pointers.

Blaize Sagna drained the other which at the time gave SEMO a 36-26 lead with 1:42 remaining. The Redhawks then held a 40-34 lead at the intermission.

The second half, however, was a different story.

SEMO fell into a cold spell shooting only 18 percent (4-of-22) from the floor.

Meanwhile, the Cougars took advantage outscoring the Redhawks, 40-16, to come away with their seventh victory in eight games.

SIUE used a 10-0 surge to take a 44-43 lead and didn't let up the rest of the way.

Ward scored 18 of his team-high 20 points in the first half. Almodovar, who scored 13 points in the opening stanza, had just three more in the second half. Ward

Arnas Sakenis led SIUE with a double-double 16 points and 15 rebounds.

The Cougars shot 54.8 percent (17-of-31) from the field in the second half and outrebounded the Redhawks, 43-30, in the game.

SIUE won both matchups between the teams in this year's home-and-home series. SEMO swept it home-and-home series against WIU for the second-straight year.

## SIU Edwardsville 74, Southeast Missouri 56



Official Basketball Box Score - Final  
Southeast Mo. St. at SIUE  
02/12/26 First Community Arena, Edwardsville, Ill.  
2025-26 Men's Basketball

Game Time: 7:30 PM  
Game Duration: 1:52  
Attendance: 2,323

Officials: Steve Divine, Shane Staggs, Cody Crum

Southeast Mo. St. - 56

Record: 15-11 (10-5)

NO.	Name	Min	FG	3P	FT	Rebounds	Fouls	TP	AS	TO	ST	Blocks	BA	+/-		
			M-A	M-A	M-A	OR	DR	TOT	PF	PD		BS	BA			
15	Brendan Terry	F 32:04	1-10	0-2	1-2	2	3	5	2	1	3	0	1	0	-21	
2	BJ Ward	G 36:52	8-17	4-8	0-0	0	1	1	2	1	20	2	2	0	-21	
7	Landren Blocker	G 11:17	0-3	0-0	1-4	0	0	0	5	2	1	1	1	3	1	
10	Luke Almodovar	G 34:59	5-13	5-9	1-3	2	4	6	0	2	16	0	3	2	0	
44	Braxton Stackner	G 24:22	4-8	0-3	1-3	3	4	7	3	3	9	0	1	1	0	
18	David Idada	14:54	0-0	0-0	0-0	0	1	1	1	1	0	1	0	0	1	
55	Marquess Bell	14:26	0-1	0-0	4-4	0	4	4	0	3	4	1	1	0	-7	
4	Troy Cole Jr.	05:23	0-1	0-1	0-0	1	0	1	0	0	0	0	0	0	0	
1	PJ Farmer	10:37	0-1	0-1	0-0	0	1	1	0	1	0	1	0	0	0	
9	Blaize Sagna	09:46	1-1	1-1	0-0	0	0	0	3	0	3	1	1	1	0	
30	Elliot Lowndes	05:00	0-1	0-1	0-0	0	0	0	0	1	0	0	0	0	-8	
3	Trace Sadler	00:20	0-0	0-0	0-0	0	0	0	0	0	0	0	0	0	0	
Team						0	4	4	0	0	0					
Totals			19-56	10-26	8-16	8	22	30	17	14	56	7	10	7	5	-18

Major Fouls: NONE

SIUE - 74

Record: 17-9 (10-5)

NO. - 74																	
NO.	Name	Min	FG	3P	FT	Rebounds	Fouls	TP	AS	TO	ST	Blocks	BS	BA			
			M-A	M-A	M-A	OR	DR	TOT	PF	PD		BS	BA				
4	Darrion Baker	F 11:46	1-2	1-2	0-0	0	1	1	4	0	3	1	2	0	0	-9	
34	Arnas Sakenis	F 34:07	6-9	0-0	3-4	8	8	16	0	15	1	0	2	3	1	28	
5	Jack Campion	G 30:51	1-7	0-1	4-5	2	6	8	1	4	6	6	2	3	0	0	21
9	Tyler King	G 28:41	6-11	1-3	0-1	0	1	1	2	13	2	2	0	1	1	18	
33	Jo Valrie	G 24:34	3-7	0-3	2-2	0	1	1	0	1	8	1	1	2	0	1	21
17	Corentin Elono	08:20	0-0	0-0	0-0	0	1	1	0	1	0	0	0	0	0	-7	
24	Kyle Thomas	24:15	2-7	0-1	1-2	0	4	4	3	4	5	0	1	1	0	1	9
1	Jordan Pickett	21:37	6-8	3-4	0-1	0	5	5	1	1	15	1	0	0	0	0	15
2	CJ Hall	13:49	3-6	1-3	2-3	0	1	1	1	2	9	1	1	0	0	1	2
7	Darius Robinson	00:59	0-0	0-0	0-0	0	0	0	0	0	0	0	0	0	0	-4	
20	Iwo Bagana	00:59	0-1	0-0	0-0	0	0	0	2	0	0	0	0	0	0	-4	
Team						1	4	5	0	0	1						
Totals			28-58	6-17	12-18	11	32	43	14	17	74	13	10	8	4	5	18

Major Fouls: NONE

	SEMO	SIUE
Biggest lead	10 (1 <sup>st</sup> 1:42)	22 (2 <sup>nd</sup> 2:20)
Best Scoring Run	7 (1 <sup>st</sup> 9:04)	11 (2 <sup>nd</sup> 2:20)
Lead Changes	6	
Times Tied	1	
Time with Lead	23:03	15:16

	SEMO	SIUE
Points from Turnovers	14	13
Paint	14	36
Second Chance	8	14
Fast Breaks	3	8
Bench	7	29

	1st	2nd	TOT
SEMO	40	16	56
SIUE	34	40	74







**UT MARTIN**  
**FEBRUARY 17**

## GAME SUMMARIES

### GAME 27

	1ST HALF	2ND HALF	FINAL
<b>SEMO</b>	<b>26</b>	<b>47</b>	<b>73</b>
<b>LU</b>	<b>29</b>	<b>32</b>	<b>61</b>

**FINAL SCORE**

FEBRUARY 14, 2026  
ST. CHARLES, MO.

**ST. CHARLES, Mo.** - Marqueas Bell scored a career-high 25 points off the bench and Southeast Missouri outscored Lindenwood by 15 in the second half to pick up a big 73-61 road win at Hyland Arena.

SEMO avenged a loss to LU earlier this season and gave Brad Korn his first victory over the Lions in St. Charles as head coach.

In a chippy game that involved 14 ties and 19 lead changes, the Redhawks trailed, 54-53, with less than nine minutes to play when they used a 9-0 run to start pulling away.

BJ Ward's two free throws capped the surge giving SEMO a 62-54 lead with 6:18 remaining.

After Jadis Jones' free throw made it a five-point game, Bell later made a layup to put the Redhawks ahead by double figures, 67-57, at the 3:20 mark.

Bell again helped SEMO regain another double-digit lead when his free throw gave the Redhawks a 69-59 advantage with a little over a minute to go.

Braxton Stacker's free throws then put the game on ice.

SEMO and LU traded leads eight times and battled to seven ties in a tightly-contested first half.

The Redhawks went ahead, 12-7, on a free throw by Bell for their biggest advantage. LU led by no more than three points just two minutes into the game.

After Anias Futrell's free throw tied the game at 25-25, LU scored three of the next four points to carry a 29-26 edge into the intermission.

SEMO (11-of-17) and LU (7-of-16) combined for 15 missed free throws in the game's opening 20 minutes.

The Redhawks also limited Jones (1) and Dontrez Williams (2) to only three points during the first half.

SEMO matched a season-high 28 free throws made on 39 attempts. The Redhawks, who outscored the Lions, 47-32, in the second half, held a +8 margin (36-28) in the paint.

Additionally, the Redhawks outrebounded LU, 44-31.

Bell shot 8-of-10 from the field and 9-of-14 at the free throw line. He pulled down five rebounds, as well.

Ward followed with 17 points and five assists, while David Idada and Landren Blocker finished with 11 and eight rebounds, respectively.

Futrell paced LU with 22 points. Jones and Williams were both held under double figures after scoring 20 and 22 against the Redhawks in Cape Girardeau on Jan. 15.

## Southeast Missouri 73, Lindenwood 61



Official Basketball Box Score - Final  
**Southeast Mo. St. at Lindenwood**  
02/14/26 Robert F. Hyland Arena, Saint Charles  
2025-26 Men's Basketball

Game Time: 3:30 PM  
Game Duration: 3:03  
Attendance: 2,001

Officials: Kevin Driver, Chance Wallesen, Jake Keller

Southeast Mo. St. - 73

Record: 16-11 (11-5)

NO.	Name	Min	FG	3P	FT	Rebounds	Fouls	TP	AS	TO	ST	Blocks	+/-
			M-A	M-A	M-A	OR DR TOT	PF					BS BA	
15	Brendan Terry	F 24:02	3-7	0-0	4-4	1 4 5	4 2	10	3	4	1	1 0	15
18	David Idada	C 18:17	0-0	0-0	1-2	0 11 11	2 2	1	0	2	0	1 0	-1
2	BJ Ward	G 33:51	5-11	2-5	5-8	1 1 2	1 3	17	4	1	0	0 0	18
10	Luke Almodovar	G 30:20	3-8	0-3	1-2	0 1 1	0 3	7	2	1	0	0 0	12
44	Braxton Stacker	G 19:37	1-8	1-4	4-4	1 2 3	4 2	7	0	0	0	0 0	1
7	Landren Blocker	26:09	1-4	0-0	3-4	4 4 8	3 3	5	0	1	1	2 0	18
55	Marqueas Bell	28:05	8-10	0-0	9-14	0 5 5	4 8	25	2	0	1	0 1	14
30	Elliott Lowndes	21:50	0-1	0-1	0-0	0 0 0	1 0	0	0	0	0	1 0	-5
1	PJ Farmer	10:08	0-0	0-0	1-2	0 1 1	2 1	1	0	2	1	0 0	-9
9	Blaize Sagna	03:50	0-1	0-1	0-0	0 0 0	1 0	0	0	0	0	0 0	0
4	Troy Cole Jr.	03:51	0-1	0-1	0-0	0 0 0	0 0	0	0	0	0	0 0	-3
Team						2 5 7	0	0	1				
<b>Totals</b>			21-51	3-15	28-40	9 34 43	22 24	73	11	12	4	5 1	12

Major Fouls: Terry (TF) 1<sup>st</sup> 7:43 Bell (TF) 2<sup>nd</sup> 12:28

Lindenwood - 61

Record: 16-11 (10-6)

NO.	Name	Min	FG	3P	FT	Rebounds	Fouls	TP	AS	TO	ST	Blocks	+/-
			M-A	M-A	M-A	OR DR TOT	PF					BS BA	
7	Milos Nenadic	C 36:12	8-17	2-4	3-6	3 2 5	3 5	21	0	1	1	0 1	-6
0	Mekhi Cooper	G 26:51	0-1	0-1	2-2	0 3 3	5 3	2	5	1	0	0 0	-16
1	Dontrez Williams	G 23:23	2-7	0-2	0-2	0 1 1	4 1	4	0	4	1	0 2	-18
1	Anias Futrell	G 40:00	8-18	1-7	5-7	0 3 3	4 6	22	1	3	0	1 1	-12
10	Jadis Jones	G 38:32	3-6	0-0	2-4	1 10 11	3 8	0	2	1	1	0 0	-18
55	Robert Lewis	09:43	1-2	0-0	0-0	1 0 1	4 0	2	0	0	0	1 1	-
34	Clayton Jackson	25:19	0-6	0-2	2-4	0 2 2	3 2	2	2	1	0	0 0	9
Team						2 4 6	0	0	0				
<b>Totals</b>			22-57	3-16	14-25	7 25 32	26 20	61	10	10	6	1 5	-12

Major Fouls: Williams (TF) 1<sup>st</sup> 7:43 Lewis (TF) 2<sup>nd</sup> 12:13 Coach (TF) 2<sup>nd</sup> 3:43

	SEMO	LU	Points from	SEMO	LU	Period by Period Scoring
Biggest lead	12 (2 <sup>nd</sup> 1:13)	3 (1 <sup>st</sup> 18:00)	Turnovers	12	8	
Best Scoring Run	9 (2 <sup>nd</sup> 5:51)	6 (1 <sup>st</sup> 12:14)	Paint	36	28	
Lead Changes	19		Second Chance	5	8	SEMO 26 47 73
Times Tied	14		Fast Breaks	15	11	
Time with Lead	21:39	13:13	Bench	31	4	LU 29 32 61

