



# 2025-26 Southeast Missouri BASKETBALL NOTES



OVC Regular-Season Champions **1999-2000** | **2024-25** OVC Tournament Champions **1999-2000** | **2022-23** NCAA Tournament **1999-2000** | **2022-23**

Southeast Missouri Strategic Communications // 1221 Broadway Cape Girardeau, MO 63701 // SEMORedhawks.com

## GAME 19



### SIUE

10-8, 3-4 OVC



### Southeast Missouri

9-9, 4-3 OVC

Saturday, January 17, 2026 / 3:45 p.m., CT  
Cape Girardeau, Mo.

#### SIUE Edwardsville Cougars

**Head Coach**..... Brian Barone  
**Record at SIUE**..... 96-111, 51-67 OVC  
**Overall Record**..... 96-111

#### Southeast Missouri Redhawks

**Head Coach**..... Brad Korn  
**Record at SEMO**..... 83-94, 50-50 OVC  
**Overall Record**..... 83-94

#### Game Information

**Arena**..... Show Me Center (7,000)  
**Video**..... ESPN+  
**Radio**..... Real Rock 99.3 FM  
**Series Record**..... SEMO leads, 29-15  
**Last Meeting**..... SIUE 69, SEMO 48  
3/8/25 | Evansville, Ind.  
**Last Meeting in Cape Girardeau**..... SEMO 80, SIUE 64  
12/21/24

## FOLLOW THE REDHAWKS

Video: **ESPN+**

**Play-by-Play**..... Erik Sean  
**Analyst**..... Tom Schuberth  
**Mobile App**..... ESPN  
**Online**..... Plus.ESPN.com

#### Redhawks Radio Network

**Play-by-Play**..... Erik Sean  
**Analyst**..... Tom Schuberth  
**Flagship Station**..... Real Rock 99.3 FM  
**Listen Online**..... SEMORedhawks.com

#### Live Stats

**SEMORedhawks.com**

#### Social Media

**X**..... @SEMOMBB  
**Hashtag**..... #FeelinRowdy  
**Instagram**..... @SEMORedhawks | @SEMO\_MBB  
**Facebook**..... SEMORedhawks | SEMOMBB

## STRATEGIC COMMUNICATIONS

**Jeff Honza**..... Associate AD / Men's Basketball Contact

**Office**..... (573) 651-2933  
**Cell**..... (618) 528-1145  
**Email**..... jhonza@semo.edu/redhawk1@me.com  
**Website**..... SEMORedhawks.com



#### Southeast Missouri or SEMO

is the preferred reference for Southeast Missouri  
State University athletic teams. Southeastern  
Missouri State is **NOT** an acceptable reference.



#### Redhawks Host SIUE

- Southeast Missouri (9-9, 4-3) is back in action to host defending Ohio Valley Conference Tournament Champion SIUE Edwardsville (10-8, 3-4) Saturday. Tip-off is set for 3:45 p.m., CT at the Show Me Center.
- SEMO is in a stretch of four home games in seven days.
- After Saturday's matchup, the Redhawks turn around to host OVC leader UT Martin on Jan. 20.

#### Series Notes

- The first meeting of this year's home-and-home series marks the 45th matchup between Southeast Missouri and SIUE Edwardsville.
- SEMO holds a 29-15 lead in the all-time series.
- The Redhawks are 18-5 against the Cougars at the Show Me Center.
- SEMO won nine of the last 12 games of the series and beat SIUE twice during the 2024-25 regular-season.
- The Redhawks' 83-68 win in Edwardsville, Illinois on Feb. 27, 2025 clinched the program's first-ever outright OVC regular-season crown.
- SIUE, however, ended SEMO's season with a 69-48 victory in the OVC Tournament championship game.

#### 2025 Hall of Fame Class

- The 2025 Class was inducted into the Southeast Missouri Athletics Hall of Fame Friday night at the Show Me Center.
- This year's class, which includes Brandon Colbert (Track & Field, 2007-11), Lindsay Zeiler (Cross Country/Track & Field, 2002-07), Blake Peiffer (Football, 2009-12), Paul McRoberts (Football, 2012-15; Basketball, 2013-14) and Steve Bieser (Head Baseball Coach, 2013-16; Player, 1988-89), will be recognized during halftime of Saturday's game.

#### Wasn't Close Last Year

- Each of the three games between Southeast Missouri and SIUE Edwardsville in 2024-25 were decided by 15 or more points.
- SEMO won by a +16 margin (80-64) in Cape Girardeau and a +15 margin (83-68) in Edwardsville before SIUE won by 21 (69-48) in Evansville, Indiana.

#### Defending OVC Champions

- Defending Ohio Valley Conference regular-season champion Southeast Missouri and defending OVC Tournament champion SIUE Edwardsville will go head-to-head Saturday.
- SEMO clinched its first outright OVC regular-season title against the Cougars in Edwardsville a year ago.
- SIUE then earned the league's automatic berth in the NCAA Tournament when it upended the top-seeded Redhawks in the OVC Tournament final.





## SIU EDWARDSVILLE JANUARY 17

### QUICK FACTS

Location.....	Cape Girardeau, Mo.
Founded.....	1873
Enrollment.....	8,454
Nickname.....	Redhawks
Colors.....	Red & Black
Affiliation.....	NCAA Division I
Conference.....	Ohio Valley
President.....	Dr. Brad Hodson
V.P. for Intercollegiate Athletics.....	Brady Barke
Basketball Office Phone.....	(573) 651-5132
Facility.....	Show Me Center (7,000)
Year Opened.....	1987
First Year of Basketball.....	1907
First Year of Division I Basketball.....	1991-92
All-Time Record (Yrs.).....	1356-1284 (119)
All-Time Division I Record (Yrs.).....	415-583 (35)
All-Time OVC Record (Yrs.).....	232-336 (34)
OVC Tournament Record.....	17-17
OVC Tournament Appearances (Last).....	19 (2025)
OVC Regular-Season Championships.....	2 (1999-2000; 2024-25)
OVC Tournament Championships.....	2 (1999-2000; 2022-23)
NCAA Tournament Berths.....	2 (1999-2000; 2022-23)
2024-25 Record.....	21-12
Home.....	12-3
Away.....	8-7
Neutral.....	1-2
2024-25 OVC Record/Finish.....	15-5/1st
Home.....	8-2
Away.....	7-3
Starters Returning/Lost.....	3/2
Returnees.....	9
Newcomers.....	5

### UPCOMING OVC SCHEDULE (CT)

#### Saturday, January 17

Western Illinois at Little Rock, 3 p.m.

Morehead State at Tennessee Tech, 3 p.m.

Southern Indiana at Tennessee State, 3:30 p.m.

Lindenwood at UT Martin, 3:30 p.m.

**SIU Edwardsville at Southeast Missouri, 3:45 p.m.**

#### Tuesday, January 20

**UT Martin at Southeast Missouri, 7:30 p.m.**

#### Thursday, January 22

Western Illinois at Morehead State, 6:30 p.m.

Tennessee State at SIU Edwardsville, 7:30 p.m.

**Little Rock at Southeast Missouri, 7:30 p.m.**

Eastern Illinois at Southern Indiana, 7:30 p.m.

Tennessee Tech at Lindenwood, 7:30 p.m.

#### Saturday, January 24

Eastern Illinois at Morehead State, 2:30 p.m.

Tennessee State at Lindenwood, 3:30 p.m.

Western Illinois at Southern Indiana, 3:30 p.m.

Little Rock at UT Martin, 3:45 p.m.

Tennessee Tech at SIU Edwardsville, 4 p.m.

### 2025-26 COMPARISON

#### SIU Edwardsville (10-8, 3-4 OVC)

Team Statistics	SIUE	OPP
Points Per Game	73.6	66.2
Rebounds Per Game	37.7	35.1
Field Goal Percentage	44.2	39.8
3-Point FG Percentage	33.4	30.1
Free Throw Percentage	67.0	71.9
Assists Per Game	13.3	10.8
Steals Per Game	8.2	7.2
Blocks Per Game	3.8	3.1

#### Southeast Missouri (9-9, 4-3 OVC)

Team Statistics	SEMO	OPP
Points Per Game	77.7	74.6
Rebounds Per Game	33.6	32.3
Field Goal Percentage	46.3	45.3
3-Point FG Percentage	29.6	33.2
Free Throw Percentage	68.0	74.6
Assists Per Game	13.4	10.6
Steals Per Game	7.3	7.3
Blocks Per Game	3.3	3.3

### Longest Home Stand

- The Redhawks are at home for four-straight games, their longest home stand of the season.
- After Saturday's game vs. SIU Edwardsville, Southeast Missouri hosts league leader UT Martin (Jan. 20) and preseason Ohio Valley Conference favorite Little Rock (Jan. 22).
- It is SEMO's longest home stand in OVC play since the Redhawks played five-straight home games vs. SIUE (Jan. 28), Eastern Illinois (Jan. 30), Murray State (Feb. 1), Tennessee Tech (Feb. 4) and Jacksonville State (Feb. 6) during the 2020-21 campaign.
- That year was Brad Korn's first as SEMO's head coach.

### Happy New Year!

- Southeast Missouri won its first three games in January and is presently 3-2 since the turn of the New Year.
- SEMO beat Eastern Illinois (Jan. 1) and Western Illinois (Jan. 3) at home and Southern Indiana (Jan. 8) on the road for its three January victories. Its January losses came at Morehead State (Jan. 10) and vs. Lindenwood (Jan. 15).
- The 3-0 start was SEMO's best in January under Head Coach Brad Korn.
- The Redhawks started the New Year with a win for the fifth time with Korn at the helm.
- SEMO improved to 4-2 in its first game of the New Year with Korn at the helm.

### OVC Update

- Southeast Missouri enters the weekend in a tie for third in the Ohio Valley Conference standings with Morehead State.
- UT Martin (6-1) remains atop the leaderboard followed by Tennessee State, Lindenwood and Little Rock which are all 5-2.

### Second Half Surge Not Enough

- It was a tale of two halves in Southeast Missouri's 88-76 loss to Lindenwood (Jan. 15).
- LU went on a 22-2 run to put SEMO in a big hole in the first half. The Lions made 12 of their first 14 field goals of the game and led, 45-18, at the intermission.
- SEMO turned things around in the second half, outscoring LU, 58-43.
- The Redhawks managed to pull within seven, but that was as close as they would get.

### Season-High Points in a Half

- The Redhawks scored a season-high 58 points in the second half vs. Lindenwood (Jan. 15), their most points in any half of basketball this year.
- Southeast Missouri's 58 points are the most scored in a half since the Redhawks hit that same mark in the second half vs. Little Rock on Feb. 2, 2023.

### Farmer Hits Season-High

- Freshman guard PJ Farmer scored double figures for the first time in his career with a season-high 12 points vs. Lindenwood (Jan. 15).
- Farmer made 5-of-6 field goals and 2-of-3 free throws against the Lions.
- He also pulled down eight rebounds and logged 21 minutes, both season-highs as well.

### National TV

- Southeast Missouri hosted Lindenwood in a nationally-televised ESPNU matchup on Jan. 15, the first game of the Ohio Valley Conference's linear TV package in 2025-26.
- It was the sixth time SEMO played on ESPNU since the 2012-13 season.
- Prior to this year, the Redhawks played a game televised on ESPNU at home vs. Morehead State on Jan. 27, 2022. The Eagles won that game by a score of 74-73 in overtime.

## SOUTHEAST MISSOURI BASKETBALL NOTES

### Korn vs. SIUE

- Brad Korn is 8-3 all-time in his career vs. SIU Edwardsville.
- Korn is 6-0 against the Cougars at the Show Me Center.
- Southeast Missouri swept SIUE in the regular-season series a total of three times with Korn at the helm.

### Building Momentum

- The Redhawks have won seven of their last 10 games.
- SEMO posted its largest win of the season against an NCAA Division I foe the last time it played at home on Jan. 3. The Redhawks defeated Western Illinois, 73-50, in that game.

### Season Low in Turnovers

- Southeast Missouri had a season-low five turnovers at Morehead State (Jan. 10).
- SEMO went the first 28:09 of that game without a turnover.
- The Redhawks are the second Ohio Valley Conference team to finish a game with only five turnovers this season.
- SIUE also had five turnovers vs. Western Michigan (Dec. 6).

### Terry Playing Well

- Brendan Terry put together his best game of the season to date when he poured in a career-high 30 points off the bench to lead Southeast Missouri to its 84-76 win at Southern Indiana (Jan. 8).
- Terry, who scored 17 points in the first half, finished at 13-of-16 from the field. He also made two 3-pointers, grabbed a game-high eight rebounds, dished out two assists, had two blocks and two steals in 32 minutes.
- He followed that up with a team-high 13 points at Morehead State (Jan. 10) and 10 points vs. Lindenwood (Jan. 15).
- Terry was averaging under nine points before the Southern Indiana game on Jan. 8. Now, he is SEMO's third-leading scorer with

10.2 points per game.

- He scored double figures in four-straight contests and returned to the starting lineup vs. Lindenwood (Jan. 15).

### Ward Second in Free Throw Percentage in OVC Play

- BJ Ward has missed only one free throw in Ohio Valley Conference play.
- Ward is 20-of-21 at the free throw line.
- He made 24 free throws in a row before his first miss in a conference game vs. Lindenwood (Jan. 15) with 10:02 left to play in the second half.
- Ward is Southeast Missouri's top free throw shooter at 86 percent (37-of-43) this season.

### Last 27 OVC Games

- Southeast Missouri has a record of 19-8 in its last 27 Ohio Valley Conference games dating back to the start of the 2024-25 season.
- SEMO won 15 of its previous 20 matchups with OVC foes going back to its victory at Western Illinois on Jan. 25, 2025.

### Ward Clears 200 Career Assists

- BJ Ward went over 200 assists in his career vs. Lindenwood (Jan. 15).
- Ward ranks second in the Ohio Valley Conference with 73 assists through 18 starts this season.
- Ward is averaging 4.1 per game and has dished out five or more assists in six of his starts.
- He matched his career-high of seven assists three times this year, as well.
- Ward went over 150 assists at Iowa (Nov. 18) and has 202 in his career.
- He also ranks fifth in the league in assist/turnover ratio (1.85).

### 2025-26 OVC STANDINGS (AS OF JAN. 15)

School	OVC	Pct.	Overall	Pct.	Home	Away	Neutral	Streak
UT Martin	6-1	.857	14-4	.778	8-0	5-3	1-1	W6
Tennessee State	5-2	.714	11-6	.647	4-1	6-5	1-0	W1
Lindenwood	5-2	.714	11-7	.611	7-1	3-6	1-0	W1
Little Rock	5-2	.714	8-10	.444	4-2	4-8	0-0	W3
<b>Southeast Missouri</b>	<b>4-3</b>	<b>.571</b>	<b>9-9</b>	<b>.500</b>	<b>5-3</b>	<b>3-6</b>	<b>1-0</b>	<b>L2</b>
Morehead State	4-3	.571	8-10	.444	5-1	2-9	1-0	L1
Eastern Illinois	4-4	.500	7-11	.389	7-2	0-9	0-0	L1
SIUE	3-4	.429	10-8	.556	5-4	4-4	1-0	L2
Tennessee Tech	2-5	.286	7-11	.389	4-4	3-7	0-0	L1
Southern Indiana	1-6	.143	4-13	.235	2-5	2-6	0-2	W1
Western Illinois	0-7	.000	4-14	.222	3-5	1-9	0-0	L7

SIU EDWARDSVILLE  
JANUARY 17



### 2025-26 OVC PRESEASON POLL

School	First-Place Votes	Pts.
Little Rock	12	188
<b>Southeast Missouri</b>	<b>6</b>	<b>177</b>
SIU Edwardsville	1	163
Tennessee State	1	135
Lindenwood	-	100
Morehead State	-	100
Tennessee Tech	-	80
UT Martin	-	79
Southern Indiana	2	67
Eastern Illinois	-	63
Western Illinois	-	57



### OVC Players to Watch

Braxton Stacker, G  
Brendan Terry, F  
BJ Ward, G



**SIU EDWARDSVILLE**  
**JANUARY 17**

### Korn Second Among SEMO's Division I Head Coaches in Wins

- With Southeast Missouri's 68-59 win over Eastern Illinois (Jan. 1), Brad Korn moved to second all-time among the school's head coaches in the program's Division I era.
- Korn has won 83 games and surpassed Dickey Nutt (80, 2009-15) on that list.
- Gary Garner (126, 1997-2006) has the most wins of any head coach in SEMO's Division I history.
- Korn led SEMO to 21 wins in 2024-25, its second-most in a season since the Redhawks moved to the Division I level.

### You Got Mossed!

- Landren Blocker's posterizing dunk over Eastern Illinois' Kooper Jacobi was featured as the top play during NFL Sunday Countdown's You Got Mossed on Jan. 4.
- It was the first time SEMO basketball landed on the You Got Mossed segment.
- That play earned Blocker a pair of receiving gloves from legendary wide receiver Randy Moss.
- Blocker leads the team with 13 dunks this season.

### Korn Secures 50th OVC Win

- Brad Korn earned his 50th career Ohio Valley Conference win when Southeast Missouri took down Southern Indiana, 84-76, on Jan. 8.
- Korn is 50-50 all-time in OVC play with one OVC regular-season title (2024-25) and one tournament championship (2022-23).
- Korn's 50 OVC wins rank second all-time behind Gary Garner (73) in SEMO's program history.

### Career-High for Ward

- BJ Ward scored a career-high 23 points, including 15 in the first half vs. Western Illinois (Jan. 3).
- Ward shot 8-of-13 from the field, 3-of-3 from 3-point range and 4-of-4 at the free throw line.
- He also had nine rebounds, dished out five assists and collected two steals.
- It was the first 20-point game for Ward this season and second of his career.
- Ward has scored double figures in six of his last seven starts.

### Comeback Kids

- The Redhawks wiped out a 15-point deficit to pick up a 68-59 win over Eastern Illinois (Jan. 1).
- Southeast Missouri trailed, 34-19, with 3:14 remaining in the first half and was down seven (37-30) at halftime before turning it on in the second half.
- The Redhawks outscored the Panthers, 38-22, and limited EIU to just 25 percent (7-of-28) from the field in the final 20 minutes of play.
- It was the first time SEMO overcame a 15-point deficit to win a game since Jan. 26, 2023 (vs. Tennessee State). The Redhawks trailed by 16 before earning the victory in that contest.

### Home OVC Record

- Brad Korn is 31-19 all-time in Ohio Valley Conference home games.
- Southeast Missouri posted its best home OVC record at 8-2 with Korn at the helm during its 2024-25 campaign.
- The Redhawks won seven of their last eight conference games at the Show Me Center.
- SEMO held its opponent under 70 points in five of its last six OVC home contests.

### Home Cooking

- Brad Korn posted a winning record at home each of his first five seasons as head coach.
- Southeast Missouri's 12-3 record at the Show Me Center in 2024-25 is his best home record to date.
- Korn is 49-27 all-time in Cape Girardeau.
- The Redhawks won 10 of their last 13 home games dating back to last season.
- SEMO led the Ohio Valley Conference in home attendance during OVC play a year ago.
- The Redhawks are 5-3 at home this season.

### On the Road

- The Redhawks are 3-6 in true road games and 2-2 on the road in Ohio Valley Conference play this year.
- SEMO's last road victories were at Tennessee State (91-82) on Dec. 20 and Southern Indiana (84-76) on Jan. 8.

### First OVC Win

- The Redhawks picked up their first Ohio Valley Conference win of the season with a 91-82 victory at Tennessee State (Dec. 20).
- Southeast Missouri shot a season-high 57.7 percent from the field in its best offensive performance thus far.

- SEMO beat TSU for the seventh time in the last nine meetings between the teams.

### OVC Home-Opening Victory

- Southeast Missouri moved to 21-13 all-time in Ohio Valley Conference home-openers following its 68-59 win over Eastern Illinois (Jan. 1).
- SEMO is now 5-1 in such games with Brad Korn as its head coach.
- The Redhawks won their fifth-straight OVC home-opener.

### Career-Highs for Bell

- Marqueas Bell registered new career-highs in points and rebounds at Tennessee State (Dec. 20).
- Bell finished with 22 points and 12 rebounds for his team-leading third double-double of the season.
- He shot a near-perfect 8-of-9 from the field in a career-best 36 minutes.
- Bell scored double figures in three of his last six starts.

### Strong December

- Southeast Missouri concluded December with a 4-1 record, its best December mark under Head Coach Brad Korn.
- The Redhawks only loss in December was an 85-74 defeat at Tennessee Tech (Dec. 18).
- SEMO scored 88 or more points in three of its December victories.
- It was the third-straight year where the Redhawks posted a winning record in December.

### Defending OVC Regular-Season Champions

- Southeast Missouri won 10 of its previous 11 league games dating back to last season.
- SEMO was on a 10-game winning streak in league play before Eastern Illinois ended that stretch in the final Ohio Valley Conference game of the 2024-25 campaign.
- The Redhawks went 15-5 against OVC foes and tied a program record in conference victories en route to their first outright regular-season title.

### Non-Conference Ends with a Dub

- Southeast Missouri wrapped up its 11-game non-conference schedule with an 88-65 win over Saint Xavier (Dec. 14).
- SEMO closed out non-league play on a three-game winning streak.
- The Redhawks five non-conference wins this season came against Webster (Nov. 12), Cal Poly (Nov. 25), St. Mary of the Woods (Dec. 2), Chattanooga (Dec. 6) and





Saint Xavier (Dec. 14). Two of those victories were outside of Cape Girardeau (Nov. 25, Dec. 6).

## Stacker Second in OVC in Free Throw Percentage

- Braxton Stacker ranks second in the Ohio Valley Conference in free throw percentage.
- Stacker has missed nine free throws through 18 starts.
- He is 49-of-58 for 84.5 percent.
- Stacker did not miss a free throw with a minimum of four attempts in five games this year.

## Non-Conference Games

- Following this year's 5-6 non-conference record, Brad Korn is now 33-44 all-time in non-league action.
- Korn's best non-conference record as Southeast Missouri's head coach stands at 9-9 in 2022-23, the season SEMO won its first OVC Tournament title and advanced to the NCAA Tournament for the first time in 23 years.
- His other non-conference records include 2-5 in 2020-21, 6-9 in 2021-22, 5-8 in 2023-24 and 6-7 in 2024-25.

## Over 80

- The Redhawks scored over 80 points for the seventh time this season in their 84-76 win at Southern Indiana (Jan. 8).
- Southeast Missouri's 91 points marked a season-high.
- SEMO is 6-1 in games where it scores over 80 points.

## Idada and Bell in Starting Lineup

- Since David Idada and Marqueas Bell joined the starting lineup, Southeast Missouri has gone 7-2.
- Idada and Bell made their first starts of the season vs. St. Mary of the Woods (Dec. 2).
- It was the first time both were in the starting lineup since Mar. 2, 2024 (at Southern Indiana).

## Against Non-Division I

- With its 88-65 win over Saint Xavier (Dec. 14), Southeast Missouri finished with a 3-0 record against non-Division I opponents this season.
- SEMO blew also blew out Webster University (87-41, Nov. 12) and St. Mary of the Woods (88-57, Dec. 2).
- The Redhawks are on a 43-game winning streak against non-Division I opponents.
- Head Coach Brad Korn is 14-0 all-time in such games.

- Korn is 2-0 vs. Missouri Baptist, 1-0 vs. William Woods, 1-0 vs. Harris-Stowe, 1-0 vs. Lindsay Wilson College, 2-0 vs. Webster, 1-0 vs. Lyon College, 1-0 vs. Crowley's Ridge, 1-0 vs. Bethel (Tenn.), 2-0 vs. St. Mary of the Woods, 1-0 vs. Westminster and 1-0 vs. Saint Xavier.
- The Redhawks have not allowed more than 65 points in their last 12 meetings with non-Division I teams. SEMO outscored its opponents by a combined 1044-612 (+432) in that span.

## Gritty Road Win

- Southeast Missouri picked up its first true road win of the season with a 74-70 victory over Chattanooga (Dec. 6).
- Neither team led by more than five points in an up-tempo game that featured 13 ties and 19 lead changes.
- SEMO scored four points in the final 59 seconds to grind out its win over the 2024-25 Southern Conference Regular-Season and NIT Champion Mocs.

## Winning the Second Half

- Southeast Missouri won the second half in nine of its last 11 games.
- The Redhawks outscored their opponent by double figures in the second half a total of five times in 2025-26.
- SEMO is outscoring opponents, 742-687 (+55) in the second half this year.

## Battle Tested

- At one time this season, Southeast Missouri had the 10th toughest schedule in the nation.
- Now, SEMO is 209th among NCAA Division I teams in that category.

## Northern Arizona MTE

- The Redhawks split two games at the Northern Arizona Multiple Team Event on Nov. 25-26.
- Southeast Missouri beat Cal Poly, 85-68, and fell to host Northern Arizona, 79-72.
- The Redhawks won the second half in both of those contests.
- SEMO outscored Cal Poly, 55-37, in the second half to pull off its come-from-behind win.
- The Redhawks were in Arizona for the second time in three years.
- SEMO last played there when it opened its 2023-24 season at Grand Canyon located in Phoenix.

## Almodovar Goes Off

- Luke Almodovar scored a season-high 29 points with 27 in the second half to key Southeast Missouri's come-from-behind win over Cal Poly (Nov. 25).
- Almodovar scored a layup on the opening possession of the second half and then drained a 3-pointer to give SEMO its first lead of the contest.
- He shot 10-of-15 from the field and 4-of-7 from 3-point range in the second stanza after going 1-of-6 from the floor and 0-of-3 from distance in the first half.
- Almodovar scored 20 or more points four times this year.
- He leads the team and ranks 12th in the Ohio Valley Conference in scoring with 14.3 points per game.

## First Division I Win

- Southeast Missouri's 84-68 victory over Big West Conference member Cal Poly (Nov. 25) marked its first Division I win of the season.
- SEMO outscored the Mustangs 55-37 in the second half en route to its comeback win in Flagstaff, Arizona.
- The Redhawks limited the Big West's top 3-point shooting team to a season-low five 3-pointers made.
- Cal Poly entered that matchup with 78 three-pointers made and had 13 against Northern Arizona the night before it faced the Redhawks.

## Lineup Combinations

- Southeast Missouri has used four different lineup combinations through its first 18 games this season.
- BJ Ward, Braxton Stacker, Troy Cole, Jr., Luke Almodovar and Brendan Terry started four games (1-3).
- Ward, Stacker, Landren Blocker, Almodovar and Terry started four games (1-3).
- Ward, Stacker, Blocker, David Idada and Marqueas Bell started two contests (7-2).
- And, Ward, Stacker, Blocker, Bell and Terry started one (0-1).



**SIU EDWARDSVILLE**  
**JANUARY 17**

### Double Vision

- Four Southeast Missouri players are averaging double figures in the scoring column.
- Luke Almodovar paves the way with 14.3 points a game.
- Braxton Stacker (12.3), BJ Ward (11.4) and Brendan Terry (10.2) round out that group.
- Stacker (15), Almodovar (12), Ward (11) and Terry (10) have teamed up for 48 double-digit scoring games this season.

### Redhawks Conclude Sixth MTE Under Korn

- The Redhawks recently completed their sixth different Multiple Team Event (MTE) with Brad Korn as their head coach.
- This year, Southeast Missouri traveled to Flagstaff, Arizona to play both Cal Poly (Nov. 25) and event host Northern Arizona (Nov. 26).
- SEMO split two games at its MTE for the second-straight year.
- Prior to 2025-26, the Redhawks played at the Central Arkansas Tournament (2024-25), Chattanooga Coke Zero Sugar Classic (2023-24), Milwaukee Cream City Classic (2022-23), Incarnate Word Thanksgiving Classic (2021-22) and Negro League Baseball Museum Tip-Off Classic (2020-21, Kansas City, Mo.).
- Korn now has a record of 5-8 in MTEs.

### Redhawks Third in OVC in Field Goal Percentage

- Southeast Missouri ranks third in the Ohio Valley Conference in field goal percentage shooting 46.3 percent (509-of-1099) this year.
- SEMO shot a season-best 57.7 percent (30-of-52) from the field at Tennessee State (Dec. 20).
- The Redhawks shot over 50 percent seven times this year.
- SEMO also finished with a 51.6 percent (33-of-64) clip vs. Webster (Nov. 12), 51.5 percent (35-of-68) mark vs. St. Mary of the Woods (Dec. 2), 52 percent showing at Iowa (Nov. 18), 50.8 percent (31-of-61) mark vs. Saint Xavier (Dec. 14), 53.8 percent (28-of-52) clip vs. Western Illinois (Jan. 3) and 57.4 percent (31-of-54) mark at Southern Indiana (Jan. 8).

### Double-Digit Margins

- Eleven of the Redhawks first 18 games this season have been decided by double-digits.
- Southeast Missouri's double-digit wins thus far include an 87-41 victory vs. Webster (Nov. 12), an 84-68 win over Cal Poly (Nov. 25), an 88-57 win over St. Mary of the Woods (Dec. 2), an 88-65 victory over Saint Xavier (Dec. 14) and a 73-50 win over Western Illinois (Jan. 3).
- SEMO fell to Saint Louis (92-67, Nov. 3), Iowa (99-70, Nov. 18), Tennessee Tech (85-74, Dec. 18) on the road, and St. Thomas (84-72, Nov. 15) and Lipscomb (88-77, Nov. 29) and Lindenwood (88-76, Jan. 15) at home in the other six matchups.

### Home-Opening Win

- With its win over Webster University (Nov. 12), Southeast Missouri improved to 26-9 in home-openers since joining the NCAA Division I ranks in 1991-92.
- SEMO began its home slate with a win in 10 of the last 14 years and posted victories in 17 of its previous 21 home-opening contests.
- The Redhawks won their home-opener in seven of their last 10 seasons.
- SEMO is 3-3 in home-openers under Head Coach Brad Korn.

### Stacker Strong

- Braxton Stacker scored double figures in 15 of his 18 starts during the 2025-26 campaign.
- Stacker scored 10 or more points in 12 of his last 14 outings.
- He opened the year with 12 points at Saint Louis (Nov. 3) and followed that up with a career-high 26 points four days later at Missouri (Nov. 7). He then finished with 10 points vs. Webster (Nov. 12), 11 at Iowa (Nov. 18), 18 vs. Cal Poly (Nov. 25), 15 at Northern Arizona (Nov. 26), 24 vs. Lipscomb (Nov. 29), 10 vs. St. Mary of the Woods (Dec. 2), 12 at Chattanooga (Dec. 6), 12 vs. Saint Xavier (Dec. 14), 12 at Tennessee Tech (Dec. 18), 11 at Tennessee State (Dec. 20), 15 vs. Eastern Illinois (Jan. 1), 10 at Morehead State (Jan. 10) and 11 vs. Lindenwood (Jan. 15).
- He has scored double figures a team-high 32 times in his career.
- Stacker ranks second on the team in scoring (12.3 ppg) and leads the Redhawks in steals (21). He is second in free throw percentage (.845) and 3-pointers made (28).
- Stacker rates 15th in the Ohio Valley Conference in scoring and is second in the

league in free throw percentage.

- He is one of two Redhawks who started every game this year.

### About SIUE

- Like Southeast Missouri, SIU Edwardsville heads into Saturday's matchup on a two-game losing streak.
- As a team, the Cougars are second in the Ohio Valley Conference in scoring defense (66.2 ppg allowed) and field goal percentage defense (.398).
- SIUE is also second behind SEMO in turnover margin (+2.1).
- The Cougars are without their top two scorers in Ring Malith and Myles Thompson. Both are out for the remainder of the 2025-26 season due to injuries.

### Milestone Mark

- Braxton Stacker went over 600 points in his Southeast Missouri career at Chattanooga (Dec. 6).
- Stacker finished with 12 points against the Mocs.
- He currently has 682 points in 75 games and 45 starts as a Redhawk. That point total is most among SEMO's active players.

### Back-to-Back Double-Doubles for Bell

- Marqueas Bell finished with a double-double in two-straight games.
- Bell registered the first double-double of his career with 15 points and 10 rebounds vs. Webster University (Nov. 12).
- Three days later, he had 11 points and 10 rebounds vs. St. Thomas (Nov. 15).
- Bell hit a season-high in points and career-best in rebounds against the Gorlocks.
- He came off the bench to score double figures four of SEMO's first five games.
- Bell also finished with 10 points in 22 minutes at Saint Louis (Nov. 3) and 13 points in 17 minutes at Missouri (Nov. 7).
- This year marked the first time in his career where Bell scored double figures in four-straight games.

### Lopsided Win

- The 46-point win over Webster (87-41) on Nov. 12 was Southeast Missouri's fourth-largest margin of victory under Head Coach Brad Korn.
- SEMO has recorded seven wins by 31 or more points with Korn at the helm.
- Four of those were by 46 or more.
- SEMO's largest victory under Korn was by 55 points (93-38) vs. Crowley's Ridge on Nov. 13, 2024.

- His biggest margin of victory against a NCAA Division I team stands at +31 vs. Eastern Illinois (75-44) on Jan. 30, 2021.

#### **Largest Margins of Victory Under Korn**

SEMO 93, Crowley's Ridge 38 (+55), 11/13/24  
SEMO 95, Harris-Stowe 45 (+50), 12/6/23  
SEMO 88, Westminster 39 (+49), 12/29/24  
SEMO 87, Webster 41 (+46), 11/12/25  
SEMO 83, Lyon College 46 (+37), 11/12/22

SEMO 88, St. Mary of the Woods 57 (+31), 12/2/25  
SEMO 75, Eastern Illinois 44 (+31), 1/30/21

#### **Near Upset in Columbia**

- The Redhawks nearly pulled off an upset at SEC member Missouri (Nov. 7).
- Southeast Missouri led the Tigers, 51-46, at halftime and was ahead by nine (55-46) with 18:55 left to play in the second half.
- Missouri, which missed 12 free throws, made six in the final 47 seconds to fend off the Redhawks in its close 89-84 win.

#### **Stacker's Free Throw Streak Ends at 36**

- Braxton Stacker saw his streak of free throws made end at 36.
- Stacker's streak of 36 free throws dated back to the 2024-25 campaign.
- The streak ended when he missed a free throw with 12:58 remaining in the second half vs. Lipscomb (Nov. 29).
- Stacker is shooting 86.3 percent (44-of-51) at the free throw line this year.

#### **Nice Defense**

- Southeast Missouri leads the Ohio Valley Conference in turnover margin 18 games into its 2025-26 season.
- SEMO is forcing 14.8 turnovers per game and turning the ball over 12.1 times per contest for a +2.78 margin.
- The Redhawks forced 268 turnovers, most in the OVC.
- Opponents turned the ball over 19 or more times in four games against SEMO's defense this season.

#### **First Points for Reynolds**

- Jay Reynolds, the son of Southeast Missouri Associate Head Coach J.R. Reynolds, scored the first points of his career vs. Webster University (Nov. 12).
- Reynolds finished with six points on a pair of 3-pointers against the Gorloks.
- He redshirted as a true freshman in 2024-25.

#### **Starting Streak**

- BJ Ward started 51-straight contests.
- The last time Ward was not in the starting lineup was Nov. 4, 2024 (at Bradley).

#### **SEMO Debuts**

- Five players, including PJ Farmer, Trace Sadler, Landren Blocker, Luke Almodovar and Jay Reynolds saw their first action in a Redhawk uniform at Saint Louis (Nov. 3).
- Farmer, Sadler, Almodovar and Reynolds each played at the NCAA Division I level for the first time.
- Blocker, a transfer from Louisiana Tech, led SEMO with seven rebounds.

#### **Nice Homecoming for Ward**

- In his first time playing against Saint Louis in his career, St. Louis native BJ Ward led the Redhawks with 16 points on Nov. 3.
- Ward shot 5-of-14 from the field, made two 3-pointers and hit 4-of-6 free throws. He also dished out three assists and added one steal in 32 minutes.

#### **Season 119**

- The 2025-26 campaign is the 119th season in Southeast Missouri men's basketball history.
- This year is SEMO's 35th as an NCAA Division I program and member of the Ohio Valley Conference.
- The Redhawks are 415-583 since joining the Division I ranks in 1991-92.
- SEMO has a total of 10 winning seasons as an NCAA Division I program.
- The Redhawks won two OVC regular-season titles (1999-2000, 2024-25), two OVC Tournament crowns (1999-2000, 2022-23) and made two NCAA Tournament appearances (1999-2000, 2022-23).
- Since Brad Korn took over as head coach in 2020-21, SEMO won its first OVC Tournament title in over two decades and first OVC regular-season championship in 25 years.

#### **Roster Talk**

- The 2025-26 roster consists of 14 players, including one graduate, six seniors, three juniors, one sophomore and three freshmen.
- Southeast Missouri has nine returnees from its Ohio Valley Conference regular-season championship team.
- Marqueas Bell, Brendan Terry, Braxton Stacker, Troy Cole, Jr., David Idada, Jay Reynolds, BJ Ward, Saxton Hoepker and Elliot Lowndes are the returning players.
- Transfers Landren Blocker (Louisiana Tech),

**SIU EDWARDSVILLE**  
**JANUARY 17**



Blaize Sagna (Stetson) and Luke Almodovar (St. Francis, Ind.) along with true freshmen PJ Farmer and Trace Sadler complete this year's team.

#### **Redhawks Tabbed Second in OVC Preseason Poll**

- Southeast Missouri was picked second in the 2025-26 Ohio Valley Conference Preseason Poll during the league's annual media day on Oct. 14.
- For only the third time in program history, SEMO was voted as high as second in the league's preseason poll.
- The Redhawks were tied for second with then-OVC member Austin Peay in the 1999-2000 version and second overall (first in the West Division) in the 2013-14 predicted order of finish.
- Little Rock, which was eliminated by SEMO in the semifinals of the 2025 OVC Tournament, is the preseason favorite with 188 points and 12 of the possible 22 first-place votes.
- The Redhawks tallied 177 points and six first-place nods.
- SIU Edwardsville (163 pts.), Tennessee State (135 pts.), Lindenwood (100 pts.) and Morehead State (100 pts.) complete the top six.
- Tennessee Tech (80 pts.), UT Martin (79 pts.), Southern Indiana (67 pts.), Eastern Illinois (63 pts.) and Western Illinois (57 pts.) rounded out the balloting.

#### **Returning All-OVC Pick**

- Forward Brendan Terry is Southeast Missouri's only returning All-Ohio Valley Conference player from last season.
- Terry earned Second-Team All-OVC honors in his first year at SEMO in 2024-25.
- He ranked third on the team in scoring with 11.2 points per game and second with 4.5 rebounds per contest.
- Terry started all 33 games and scored double figures in 18 of his starts, as well.

#### **More OVC Players to Watch**

- In addition to Brendan Terry, guards Braxton Stacker and BJ Ward were selected among the Ohio Valley Conference's Players to Watch this preseason.
- Stacker rated fourth on the team in scoring with 8.9 points and third in rebounding with



**SIU EDWARDSVILLE**  
**JANUARY 17**

3.1 boards a game last season. He came off the bench in 26 of his 27 games.

- Ward was fifth behind Stacker with 8.4 points per game in 32 starts. He drained 51 three-pointers which were good for second-most on the team. Ward also added 74 assists and 30 steals.

### 3-Pointer Streak

- The Redhawks have made at least one 3-pointer in 540 consecutive games.
- The last time Southeast Missouri did not make a 3-pointer was vs. Western Illinois (0-of-6) on Dec. 10, 2008.
- SEMO made five or more 3-pointers in 15 games this season.

### Last 42 Games

- Southeast Missouri went 27-15 in its last 42 games dating back to 2024-25.
- The Redhawks won nine of their last 13 games of the 2024-25 season by double figures.

### Sixth Year for Korn

- Brad Korn is in his sixth year as Southeast Missouri's head coach.
- Korn led SEMO to two conference titles (2022-23 OVC Tournament; 2024-25 OVC Regular-Season) in three years.
- The reigning OVC Coach of the Year, Korn is 83-94 overall and 50-50 in conference play.
- He ranks third all-time in wins among head coaches in SEMO's NCAA Division I era behind Gary Garner (126 wins, 1997-2006) and Dickey Nutt (80 wins, 2009-15).
- On July 1, 2025, Korn agreed to a contract extension through the 2029-30 season. His new contract will run through Apr. 30, 2030. It extends his current deal that was signed through the 2026-27 season.

### OVC Schedule

- The Ohio Valley Conference schedule includes 20 games for the Redhawks.
- For the third-straight year, the league membership includes 11 teams (Eastern Illinois, Lindenwood, Little Rock, Morehead State, Southeast Missouri, SIU Edwardsville, Southern Indiana, Tennessee State, Tennessee Tech, UT Martin, Western Illinois).
- This year the Conference schedules again feature a true round-robin slate.

- Each team will play two games before Christmas; the schedule picks back up on Dec. 30 and continues until Saturday, Feb. 28.
- SEMO opens OVC play at Tennessee Tech on Dec. 18.
- This year marks the final year Tennessee Tech and Little Rock will be members of the OVC. TTU is joining the Southern Conference and Little Rock is moving to the United Athletic Conference (UAC) in 2026-27.

### 2026 OVC Tournament

- The 2026 Ohio Valley Conference Men's and Women's Basketball Championships will be held Mar. 4-7 at the Ford Center in Evansville, Indiana.
- It marks the ninth-straight year the event will be held at the venue.
- The Ford Center, which opened in November 2011, is an 11,000-seat arena located in the core of Evansville's downtown district.
- The OVC Board of Presidents accepted an agreement to continue to hold the OVC Men's and Women's Basketball Championships at the Ford Center through 2032.

### Championship Culture

- Southeast Missouri's Department of Athletics has won an unprecedented 37 championships since the start of the 2019-20 season.
- Every sport won at least one OVC title in that stretch.
- In 2024-25 alone, SEMO won seven OVC championships. That total was more than the number of conference titles won by any two schools in the league combined.
- Additionally, SEMO claimed the OVC Commissioner's Cup for the third time in five years.

### 2024-25 Review

- Southeast Missouri entered the 2024-25 season ranked seventh in the Ohio Valley Conference Preseason Poll and won its first outright OVC regular-season title in program history.
- SEMO clinched its regular-season championship with a statement 83-68 road win at SIU Edwardsville, which upended the Redhawks in the OVC Tournament final.
- It was the Redhawks second OVC regular-season title in program history and first in 25 years.
- SEMO initially moved to first in the standings with their 57-45 win at Little Rock (Feb. 11) and stayed there the rest of the regular-season.

- The Redhawks advanced to the OVC Tournament championship game for the fourth time in program history and second three years with Brad Korn as head coach.
- SEMO earned the #1 seed in the eight-team tournament and claimed a double bye for the first time in program history
- The Redhawks' 78-59 win over #4 Little Rock was their largest in an OVC Tournament semifinal game in program history.
- For only the third time since it moved to the NCAA Division I ranks in 1991-92, SEMO reached 20 or more wins in a season. The Redhawks' 21 wins ranked second behind the 1999-2000 team (24-7). The other 20-win season was in 1998-99 (20-9).
- SEMO tied a single-season program record with 15 OVC victories. The Redhawks began their 20-game league schedule with a 3-0 record and later went 9-1 in their final 10 conference games.
- All of SEMO's success came just one year after the Redhawks finished 10th in the OVC and missed making the league's postseason tournament in 2023-24. SEMO went from 9-22, 4-14 in the OVC to 21-12, 15-5 in the OVC for its best one-year turnaround in program history.
- The Redhawks won 10-straight games from Jan. 25-Feb. 27 for their longest winning streak during the NCAA Division I era. SEMO never won more than seven consecutive games since it moved to Division I in 1991-92. It was the program's longest winning streak in 35 years since the 1989-90 team won 11 in a row.
- SEMO went undefeated in February (8-0) becoming the first team in 39 years to go unbeaten in February. Ron Shumate's 1985-86 team (8-0) was the last to do it.
- The Redhawks swept home-and-home series against five OVC opponents in 2024-25. Those were the most in a season under Head Coach Brad Korn and the most in the last two years combined (4). SEMO beat SIU Edwardsville, Southern Indiana, Tennessee State, Tennessee Tech and Western Illinois twice during the regular-season.
- Brad Korn led SEMO to a winning record at home for the fifth-straight year. The Redhawks' 12-3 record was Korn's best at the Show Me Center since he took over as head coach. In conference games, SEMO led the OVC in home attendance.
- SEMO ranked fourth in the nation in 3-point field goal percentage defense. Opponents shot just 28.3 percent from beyond the arc. The Redhawks held their





opponents to five or less 3-pointer made in 22 of 33 games.

- The Redhawks led the OVC with a +3.03 turnover margin. SEMO forced 13.7 turnovers per game and committed a league low 10.6 per contest. The Redhawks turned the ball over less than 10 times on 15 occasions in 2024-25.
- SEMO finished the year with a single-season program record 269 steals.

### **Redhawks Sign Two for 2026-27**

- Southeast Missouri signed shooting guard Curtis "Champ" Simpson and forward Axton Perry. Simpson and Perry will join the Redhawks in 2026-27.
- A native of Cusseta, Georgia, Simpson (6'2", 165) is a 2025-26 First-Team Preseason Class 1A D-II All-State selection entering his senior season at Chattahoochee County High School.
- He averaged 25.1 points, 7.3 rebounds and 3.2 assists per game there as a junior.
- In the state playoffs, Simpson scored 23.4 points, pulled down 8.2 rebounds and dished out 4.2 assists per contest.
- Perry, (6'7", 195) who hails from Memphis, Tennessee, has a 6'11" wingspan. He is a senior at Bartlett High School, which is ranked #18 in the Preseason MaxPreps Top-25.
- He helped lead Bartlett to the Tennessee Class AAAA state semifinals as a sophomore.
- In 2024-25, the Panthers went 24-9 overall and won the 4A District 15 title with an undefeated 12-0 record.

# SOUTHEAST MISSOURI BASKETBALL NOTES



**SIU EDWARDSVILLE**  
**JANUARY 17**

## 2025-26 SCHEDULE/RESULTS

### November (2-6)

3	at Saint Louis	Fan Duel Extra/ESPN+	L, 67-92
7	at Missouri	SECN+	L, 84-89
12	Webster	ESPN+	W, 87-41
15	St. Thomas (Minn.)	ESPN+	L, 72-84
18	at Iowa	BTN	L, 70-99
25	vs. Cal Poly !		W, 84-68
26	at Northern Arizona	ESPN+	L, 72-79
29	Lipscomb	ESPN+	L, 77-88

### December (4-1, 1-1 OVC)

2	St. Mary of the Woods	ESPN+	W, 88-57
6	at Chattanooga		W, 74-70
14	Saint Xavier (Ill.)	ESPN+	W, 88-65
18	at Tennessee Tech*	ESPN+	L, 74-85
20	at Tennessee State*	ESPN+	W, 91-82

### January (3-2, 3-2 OVC)

1	Eastern Illinois*	ESPN+	W, 68-59
3	Western Illinois*	ESPN+	W, 73-50
8	at Southern Indiana*	ESPN+	W, 84-76
10	at Morehead State*	ESPN+	L, 69-71
15	Lindenwood*	ESPN	L, 76-88
17	SIU Edwardsville*	ESPN+	3:45 p.m.
20	UT Martin*	ESPN+	7:30 p.m.
22	Little Rock*	ESPN+	7:30 p.m.
29	at Western Illinois*	ESPN+	7:30 p.m.
31	at Eastern Illinois*	ESPN+	3:30 p.m.

### February (0-0)

5	Morehead State*	ESPN+	7:30 p.m.
7	Southern Indiana*	ESPN+	3:45 p.m.
12	at SIU Edwardsville*	ESPN+	7:30 p.m.
14	at Lindenwood*	ESPN+	3:30 p.m.
17	at UT Martin*	ESPN+	7:30 p.m.
21	at Little Rock*	ESPN+	3 p.m.
26	Tennessee State*	ESPN+	7:30 p.m.
28	Tennessee Tech*	ESPN+	3:45 p.m.

### March (0-0)

4	OVC Tournament	First Round	Evansville, Ind.
5	OVC Tournament	Quarterfinals	Evansville, Ind.
6	OVC Tournament	Semifinals	Evansville, Ind.
7	OVC Tournament	Championship	Evansville, Ind.

All games broadcast live on the radio at Real Rock 99.3 FM. All times Central and Subject to Change; Home Games in **Bold**; \* - Denotes Ohio Valley Conference Game ! - Game played in Flagstaff, Ariz.

## PROBABLE STARTERS



Guard  
6-0 / 195 / Jr.  
St. Louis, Mo. / Chaminade

**2**

## BJ WARD

- Southeast Missouri's point guard.
- Ranks third on the team with 11.4 points per game and leads the Redhawks with 73 assists.
- Scored double figures in 11 starts, including a career-high 23 points vs. Western Illinois (1/3).
- Played in 80 games and logged 52 starts in his career.
- Leads the team in free throw percentage (.860).




Guard  
6-5 / 210 / So.  
Little Rock, Ark. / Louisiana Tech

**7**

## LANDREN BLOCKER

- Started Southeast Missouri's last 14 games.
- Made first career start at Iowa (11/18).
- Averages 6.1 points and 4.1 rebounds per contest.
- Ranks second on the team with 10 blocks.
- Was featured on You Got Mossed on Jan. 4 for his dunk vs. Eastern Illinois.




Center  
7-0 / 270 / Sr.  
Barendrecht, Netherlands /  
Golden State Prep

**18**

## DAVID IDADA

- Started nine of the last 10 games.
- Averages 2.7 points and 2.3 rebounds.
- Scored a season-high eight points at Northern Arizona (11/26).
- Made a career-high six free throws vs. Lipscomb (11/29).



Guard  
6-5 / 205 / Sr.  
Fairview Heights, Ill. / Murray State

**44**

## BRAXTON STACKER

- Scored double figures in 15 of 18 starts this season.
- Finished with a career-high 26 points at Missouri (11/7).
- Ranks second on the team in scoring (12.3 ppg), leads the team in steals (21) and is second in free throw percentage (.845).
- Scored double-digits in 12 of his last 14 starts.



Guard  
6-3 / 185 / Jr.  
Kansas City, Mo. / Park Hill H.S.

**55**

## MARQUEAS BELL

- Started Southeast Missouri's last 10 games.
- Leads the team with 5.1 rebounds per contest.
- Is also scoring 9.6 points a game as SEMO's fifth-leading scorer.
- Opened the season with double-digit points in four-straight games off the bench.
- Posted a team-high three double-doubles.
- Reached career-highs in points (22) and rebounds (12) at Tennessee State (12/20).

**SEMO**  
**BASKETBALL**



## MEDIA INFORMATION

### Strategic Communications

The Southeast Missouri Strategic Communications Office is always willing to assist the media with their coverage of Redhawk basketball. All media and credential requests should be made to Associate Director of Athletics Jeff Honza. Should you need any information, feel free to call anytime, day or night. Honza can be reached at (573) 651-2933 (work) or (618) 528-1145 (mobile).

### In-Season Interview Policy

All of Southeast Missouri's basketball student-athletes and coaches will be available to the media throughout the 2025-26 season. Interviews should be arranged through the Southeast Missouri Strategic Communications Office. Interviews with players and coaches will be conducted either before or after practices during the season. Please let the Strategic Communications Office know if you plan to attend practice. Practices are held at either the Show Me Center or Student Recreation Center.

### Credentials

Credentials are required for entrance to the Show Me Center. To request season or single-game credentials, please contact Jeff Honza in the Southeast Missouri Strategic Communications Office by phone at (573) 651-2933 or email at [redhawk1@me.com](mailto:redhawk1@me.com) / [jhonza@semo.edu](mailto:jhonza@semo.edu). Credentials can be picked up at the NCAA Pass Gate located at the Southeast entrance of the Show Me Center. Southeast Missouri follows the guidelines set forth by the NCAA governing the issuance of credentials. Press credentials will be issued to accredited sports writers of daily and weekly newspapers. Photo passes will be issued to accredited members of the photo media working for newspapers and television stations. All credential requests should come from sports editors, directors or anchors. Spouses, dates and minors will not be permitted on Press Row or in the press areas at the Show Me Center. Any unauthorized use of credentials will result in revocation of credentials issued by Southeast Missouri State University and credential requests will not be honored for future SEMO athletic events.

### Press Row

Media will be assigned seats courtside on the north side of the Show Me Center. Press Row is reserved for working media



only. Professional decorum is expected at all times. Cheering or outward expression is strictly prohibited.

### SEMORedhawks.com

Southeast Missouri's official athletics website is updated daily with information on all 15 sports available. Complete schedules, results, coaches and player bios, and other information can be accessed.

### Postgame Interviews

The Southeast Missouri Strategic Communications staff will make requested student-athletes available to the media at the conclusion of each game. Head Coach Brad Korn's first postgame responsibility after meeting with the team is his live radio show. Korn and selected student-athletes will address the media after every game and the opposing head coach will be available upon request. Korn will address any media immediately after his postgame radio obligation with the Redhawks Radio Network.

### Photographers/Videographers

Photographers and videographers working the floor level at the Show Me Center are required to shoot from behind the dash lines along the baselines and must sit on the floor in those areas. The Strategic Communications Department may identify other positions off the court where

photographers/videographers may work, provided the view is not blocked for fans. At no time may photographers/videographers work directly from behind the official scorer's table and team benches, and in front of any courtside signage. No tripods may be placed on or beside the court and flash photography is strictly prohibited.

### Live Stats

StatBroadcast Live is the exclusive live statistics platform of Southeast Missouri basketball. Live stats can be accessed at [Statb.us/I/SEMO](https://Statb.us/I/SEMO).

### Visiting Radio

A courtesy ethernet line is available for official visiting team radio use at the Show Me Center. If additional lines are needed, they must be secured by calling (573) 651-2275 at least one week in advance. Please contact Jeff Honza for more information.

### Press Row Services

The Show Me Center is equipped with wireless internet. A member of the Strategic Communications staff will provide login information. Statistics will be distributed at media timeouts, during halftime and at the conclusion of all home games.



**SIU EDWARDSVILLE**  
**JANUARY 17**

**HEAD COACH BRAD KORN**



## BRAD KORN

### Korn File

**Hometown:** Plano, Ill.

**Birthdate:** August 22, 1981

**Alma Mater:** Southern Illinois, 2004

**Education:** Bachelor's Marketing (Southern Illinois); Master's in Administrative Studies (Missouri State)

**Date Hired:** March 23, 2020

**Family:** Wife - Kristin; Daughters - Brielyn, Ashtyn

### By the Numbers

- 83 overall wins.
- 50 Ohio Valley Conference victories.
- 21 wins in 2024-25, SEMO's most in a season since 1999-2000.
- 16 OVC Commissioner's Honor Roll selections.
- 15 OVC wins in 2024-25, tied for most in a season in program history.
- 10 Game Winning Streak in 2024-25, SEMO's longest in 35 years and longest in its NCAA Division I era.
- 6 OVC Freshman of the Week honorees.
- 6 OVC Players of the Week honorees.
- 6 OVC Newcomer of the Week honorees.
- 4 OVC First-Team selections.
- 3 OVC Second-Team selections.
- 3 OVC All-Tournament Team selections.
- 2 1,000-point scorers.
- 1 OVC All-Newcomer Team selection.
- 1 OVC Tournament Most Valuable Player.
- 1 OVC Regular-Season title (2024-25).
- 1 OVC Tournament Championship (2022-23).
- 1 NCAA Tournament Appearance (2022-23, First Four).

### Career Highlights

- Led Southeast Missouri to two OVC titles in the last three years (2024-25 OVC Regular-Season; 2022-23 OVC Tournament).
- Guided SEMO to its first outright OVC regular-season championship and #1 seed in the OVC Tournament in program history during the 2024-25 campaign.
- 2024-25 OVC Coach of the Year, becoming the second head coach in program history to win the prestigious honor.

- Coached three All-OVC players in 2024-25, SEMO's most All-Conference honorees in a season in program history.
- Led SEMO to its best one-year turnaround in program history after the Redhawks finished at 9-22 overall, 4-14 in the OVC and missed making the OVC Tournament in 2023-24 to going 21-12 overall and 15-5 in league play en route to the OVC regular-season title in 2024-25.
- In all, has coached five All-OVC guards in his tenure at SEMO, most of any head coach in program history.
- The 2024-25 team broke a single-season program record in steals (269).
- Officially hired as the seventh head coach in Southeast Missouri's NCAA Division I era on March 23, 2020.
- Began his first head coaching job in the middle of a COVID-19 pandemic during the 2020-21 season.
- Brought the national spotlight back on SEMO basketball when his 2022-23 team won the OVC Tournament title and advanced to the NCAA Tournament. It was the program's first OVC Tournament crown and NCAA Tournament appearance in over two decades.
- SEMO became the first #5 seed to ever win the OVC Tournament after winning four games in four days during the 2022-23 campaign. Along the way, the Redhawks knocked off the tourney's top two seeds in #1 Morehead State and #2 Tennessee Tech to claim the title.
- The Redhawks faced Texas A&M-Corpus Christi in the NCAA First Four on Mar. 14, 2023. SEMO's 2022-23 season ended with a close 75-71 loss in that game.
- SEMO snapped a streak of eight-straight losing seasons with its 19-17 record during 2022-23.
- It was the first time the Redhawks had both winning overall and OVC records in a season since 2004-05.
- The historic 2022-23 season received unprecedented media attention. Brad Korn and Chris Harris were featured in a live interview with Inside College Basketball studio hosts Clark Kellogg, Seth Davis, Greg Gumbel and Jay Wright on Selection Sunday prior to the Atlantic 10 Championship game.
- Became only the second head coach in SEMO basketball history to lead his team to back-to-back trips to the OVC Tournament semifinals (2021-22, 2022-23).
- The OVC Tournament semifinal appearance in 2021-22 was SEMO's first in 17 years.
- Academically, Korn's 2023-24 team completed the academic year with a 3.09 grade point average. His 2024-25 team finished the academic year with an even higher 3.18 GPA.

**SEMO**  
**BASKETBALL**



**HEAD COACH BRAD KORN**SIU EDWARDSVILLE  
JANUARY 17**Coaching Experience**

- 2004-06 - Graduate Assistant, Southern Illinois
- 2006-12 - Assistant Coach, Southern Illinois
- 2012-13 - Director of Operations, Kansas State
- 2013-16 - Assistant Coach, Missouri State
- 2016-20 - Assistant Coach, Kansas State
- 2020-present - Head Coach, Southeast Missouri

**Previous Experience**

- Korn spent five years at Big 12 Conference member Kansas State working four seasons as an assistant coach and one as the program's Director of Operations.
- In his final four years back at K-State after returning following a three-year stint at Missouri State, Korn helped the Wildcats to 82 wins and three-straight NCAA Tournaments.
- K-State posted consecutive 25-win campaigns for the first time in school history (2017-18, 2018-19).
- Spent one season on Bruce Weber's inaugural staff at K-State as Director of Operations, helping lead the Wildcats to a 27-8 record and their first-ever Big 12 regular-season title in 2012-13.
- Overall, Korn has 19 years of Division I coaching experience.
- Returned to Manhattan, Kansas in May, 2016 after three seasons at Missouri State, where he was an assistant coach under Paul Lusk.
- Before his first stint at K-State, Korn spent eight years at his alma mater, Southern Illinois, including his final six seasons as a full-time assistant under Chris Lowery.
- During his time at SIU, Korn helped lead the Salukis to a 145-116 record, four postseason appearances, two Missouri Valley Conference championships and one State Farm Missouri Valley Tournament title. The 2006-07 SIU team advanced to the Sweet 16 with Korn on the coaching staff.

**Playing Experience**

- Korn helped the Salukis through one of their greatest periods of success from 1999 to 2004.
- The squad went from 16 wins his redshirt-freshman season to three consecutive NCAA Tournament appearances under head coaches Bruce Weber and Matt Painter.
- He was part of three Missouri Valley Conference regular-season championships.
- The 6-foot-9 forward saw action in 121 games in his career, averaging 5.2 points and 2.3 rebounds in 14.5 minutes per game.
- As a senior, Korn averaged 9.7 points on 41 percent shooting with four rebounds and 1.9 assists in helping lead SIU to 25 wins and a 17-1 mark in MVC play.
- He was named to the MVC's Most Improved Team.

**KORN YEAR-BY-YEAR**

Year	School	Assignment	Record	Conf./Fin.	Postseason
2004-05	Southern Illinois	Graduate Asst.	27-8	15-3/1st	NCAA Second Round
2005-06	Southern Illinois	Graduate Asst.	22-11	12-6/2nd	NCAA First Round
2006-07	Southern Illinois	Assistant Coach	29-7	15-3/1st	NCAA Sweet 16
2007-08	Southern Illinois	Assistant Coach	18-15	11-7/3rd	NIT Second Round
2008-09	Southern Illinois	Assistant Coach	13-18	8-10/5th	-
2009-10	Southern Illinois	Assistant Coach	15-15	6-12/9th	-
2010-11	Southern Illinois	Assistant Coach	13-19	5-13/8th	-
2011-12	Southern Illinois	Assistant Coach	8-23	6-13/9th	-
2012-13	Kansas State	Dir. of Operations	27-8	14-4/1st	NCAA Second Round
2013-14	Missouri State	Assistant Coach	20-13	9-9/4th	CIT Tournament
2014-15	Missouri State	Assistant Coach	11-20	5-13/8th	-
2015-16	Missouri State	Assistant Coach	13-19	8-10/7th	-
2016-17	Kansas State	Assistant Coach	21-14	8-10/6th	NCAA First Round
2017-18	Kansas State	Assistant Coach	25-12	10-8/4th	NCAA Elite Eight
2018-19	Kansas State	Assistant Coach	25-9	14-4/1st	NCAA First Round
2019-20	Kansas State	Assistant Coach	11-21	3-15/10th	-
2020-21	Southeast Missouri	Head Coach	11-16	9-11/7th	-
2021-22	Southeast Missouri	Head Coach	14-18	8-9/4th	-
2022-23	Southeast Missouri	Head Coach	19-17	10-8/5th	OVC Tournament Champs NCAA First Four
2023-24	Southeast Missouri	Head Coach	9-22	4-14/10th	-
2024-25	Southeast Missouri	Head Coach	21-12	15-5/1st	-
2025-26	Southeast Missouri	Head Coach	9-9	4-3	-

**Overall Record:** 83-94**Record at SEMO:** 83-94, 50-50 Ohio Valley Conference (6th year)**Record as****College Assistant:** 222-205**Record as****Grad Assistant:** 49-19



**SIU EDWARDSVILLE**  
**JANUARY 17**

**ASSISTANT COACHES**



Fourth Year  
Eastern Illinois, 2004

**ASSOCIATE HEAD COACH**



**J.R. REYNOLDS**

- In his fourth year at Southeast Missouri.
- Spent his first two seasons as an assistant coach before being promoted to associate head coach on Sept. 9, 2024.
- Worked five years as an assistant coach at Miami (Ohio) and four seasons as an assistant at his alma mater, Eastern Illinois.
- Was a graduate assistant at Purdue, as well and began his coaching career at Southern Illinois College.



Third Year  
Missouri Baptist, 2013

**ASSISTANT COACH**



**LADON CHAMPAGNIE**

- Is in his third year as a full-time assistant coach.
- Initially joined the Southeast Missouri staff as Director of Operations, where he spent two years.
- Worked five years as head boys basketball coach at Bishop DuBourg High School.
- Began his basketball coaching career at Westminster Christian Academy, where he spent four years.



Third Year  
Greenville College, 2016

**ASSISTANT COACH/OPERATIONS**



**RYAN STROHM**

- Is in his third year at Southeast Missouri.
- Was elevated to assistant coach/operations on Sept. 9, 2024.
- Oversees team budgets, coordinates travel plans for away games and supervises managers, while providing support to academic programs and other areas in addition to his coaching duties.
- Coached at Huntington for three years before joining the SMO staff.



Second Year  
Purdue, 2013

**ASSISTANT COACH**



**DJ BYRD**

- Is in his second year at SMO.
- Was at Barry University for a brief stint and worked five years at Mercer University before joining the Redhawks staff.
- Worked as a graduate assistant at Purdue, where he was a standout player.
- Saw action in 130 career games and scored 890 points helping lead Purdue to three NCAA Tournaments (2010, 2011, 2012).
- Was the Big Ten Conference Sixth Man of the Year in 2012.

# SOUTHEAST MISSOURI BASKETBALL NOTES

## 2025-26 ROSTER

SIU EDWARDSVILLE  
JANUARY 17



### Numerical

No.	Name	Pos.	Ht.	Wt.	Cl.	Hometown/High School/College
1	PJ Farmer	G	6-0	180	Fr.	Charleston, Mo./Sikeston H.S.
2	BJ Ward	G	6-0	195	Jr.	St. Louis, Mo./Chaminade College Prep School
3	Trace Sadler	C	7-0	220	Fr.	Sikeston, Mo./Sikeston H.S.
4	Troy Cole, Jr.	G	6-4	200	Sr.	Donaldsonville, La./Donaldsonville H.S./Highland CC
7	Landren Blocker	G	6-5	210	So.	Little Rock, Ark./Little Rock Christian H.S./Louisiana Tech
9	Blaize Sagna	G	6-3	190	Gr.	London, England/Stetson University
10	Luke Almodovar	G	6-3	190	Jr.	Noblesville, Ind./Noblesville H.S./St. Francis (Ind.)
15	Brendan Terry	F	6-7	220	Sr.	Santa Monica, Calif./Crossroads H.S./Pensacola State Coll.
18	David Idada	C	7-0	270	Sr.	Barendrecht, Netherlands/Golden State Prep
22	Saxton Hoepker	F	6-8	215	Sr.	Nashville, Ill./Nashville H.S./Southwestern Illinois College
25	Jay Reynolds	G	6-3	195	R-Fr.	Cape Girardeau, Mo./Central H.S.
30	Elliot Lowndes	F	7-0	200	Sr.	Cobden, Ill./Cobden H.S./John A. Logan College
44	Braxton Stacker	G	6-5	205	Sr.	Fairview Heights, Ill./Cardinal Ritter H.S./Murray State
55	Marqueas Bell	G	6-3	185	Jr.	Kansas City, Mo./Park Hill H.S.

### Alphabetical

No.	Name	Pos.	Ht.	Wt.	Cl.	Hometown/High School/College
10	Luke Almodovar	G	6-3	190	Jr.	Noblesville, Ind./Noblesville H.S./St. Francis (Ind.)
55	Marqueas Bell	G	6-3	185	Jr.	Kansas City, Mo./Park Hill H.S.
7	Landren Blocker	G	6-5	210	So.	Little Rock, Ark./Little Rock Christian H.S./Louisiana Tech
4	Troy Cole, Jr.	G	6-4	200	Sr.	Donaldsonville, La./Donaldsonville H.S./Highland CC
1	PJ Farmer	G	6-0	180	Fr.	Charleston, Mo./Sikeston H.S.
22	Saxton Hoepker	F	6-8	215	Sr.	Nashville, Ill./Nashville H.S./Southwestern Illinois College
18	David Idada	C	7-0	270	Sr.	Barendrecht, Netherlands/Golden State Prep
30	Elliot Lowndes	F	7-0	200	Sr.	Cobden, Ill./Cobden H.S./John A. Logan College
25	Jay Reynolds	G	6-3	195	R-Fr.	Cape Girardeau, Mo./Central H.S.
3	Trace Sadler	F	7-0	220	Fr.	Sikeston, Mo./Sikeston H.S.
9	Blaize Sagna	G	6-3	190	Gr.	London, England/Stetson University
44	Braxton Stacker	G	6-5	205	Sr.	Fairview Heights, Ill./Cardinal Ritter H.S./Murray State
15	Brendan Terry	F	6-7	220	Sr.	Santa Monica, Calif./Crossroads H.S./Pensacola State Coll.
2	BJ Ward	G	6-0	195	Jr.	St. Louis, Mo./Chaminade College Prep School

**Head Coach:** Brad Korn (Sixth Year)

**Associate Head Coach:** J.R. Reynolds (Fourth Year)

**Assistant Coaches:** LaDon Champagnie (Third Year), Ryan Strohm (Third Year), DJ Byrd (Second Year)

**Graduate Assistant:** Sam Bledsoe

**Managers:** Connor Cameron, Steven Creaghan, Troy Perhacs, David Hasenstab, Lucas Hoekel, Ian Nixon, Christian Johnson

### Breakdown by Class

Total Squad Members.....	14
Graduate.....	1
Seniors.....	6
Juniors.....	3
Sophomores.....	1
Freshmen.....	3

### Geographical

Arkansas.....	1
California.....	1
Illinois.....	3
Indiana.....	1
England.....	1
Louisiana.....	1
Missouri.....	5
Netherlands.....	1

### By Position

Center.....	2
Forward.....	3
Guard.....	9

### Pronunciations

Luke Almodovar.....	AL-MO-DOE-VAR
Marqueas Bell.....	mar-KEZ
LaDon Champagnie.....	sham-PUH-knee
Saxton Hoepker.....	HEP-kerr
David Idada.....	EE-dah-dah
Ellot Lowndes.....	rhymes with towns
Blaize Sagna.....	say-nia



# SOUTHEAST MISSOURI BASKETBALL NOTES



**SIU EDWARDSVILLE**  
**JANUARY 17**

**2025-26 RADIO/TV ROSTER**



**1** | **PJ Farmer**  
G / 6-2 / 180 / Fr.  
Charleston, Mo.



**2** | **BJ Ward**  
G / 6-0 / 195 / Jr.  
St. Louis, Mo.



**3** | **Trace Sadler**  
C / 7-1 / 220 / Fr.  
Sikeston, Mo.



**4** | **Troy Cole, Jr.**  
G / 6-4 / 200 / Sr.  
Donaldsonville, La.



**7** | **Landren Blocker**  
G / 6-5 / 210 / So.  
Little Rock, Ark.



**9** | **Blaize Sagna**  
G / 6-3 / 190 / Gr.  
London, England




**10** | **Luke Almodovar**  
G / 6-3 / 190 / Jr.  
Noblesville, Ind.



**15** | **Brendan Terry**  
F / 6-7 / 220 / Sr.  
Santa Monica, Calif.



**18** | **David Idada**  
C / 7-0 / 270 / Sr.  
Barendrecht, Netherlands



**22** | **Saxton Hoepker**  
F / 6-8 / 215 / Sr.  
Nashville, Ill.




**25** | **Jay Reynolds**  
G / 6-3 / 195 / R-Fr.  
Cape Girardeau, Mo.




**30** | **Elliot Lowndes**  
F / 7-0 / 200 / Sr.  
Cobden, Ill.



**44** | **Braxton Stacker**  
G / 6-5 / 205 / Sr.  
Fairview Heights, Ill.




**55** | **Marqueas Bell**  
G / 6-3 / 185 / Jr.  
Kansas City, Mo.



**Brad Korn**  
Head Coach  
Sixth Year




**J.R. Reynolds**  
Associate Head Coach  
Fourth Year



**LaDon Champagnie**  
Assistant Coach  
Third Year




**Ryan Strohm**  
Assistant Coach/Operations  
Third Year



**DJ Byrd**  
Assistant Coach  
Second Year



**Sam Bledsoe**  
Graduate Assistant  
Second Year




**Connor Cameron**  
Manager




**Steven Creaghan**  
Manager



**Troy Perhacs**  
Manager



**David Hasenstab**  
Manager



**Lucas Hoekel**  
Manager



**Ian Nixon**  
Manager



**Christian Johnson**  
Manager





# SOUTHEAST MISSOURI BASKETBALL NOTES

## 2025-26 STATISTICS

SIU EDWARDSVILLE  
JANUARY 17



### Game Records

Record	Overall	Home	Away	Neutral
ALL GAMES	9-9	5-3	3-6	1-0
CONFERENCE	4-3	2-1	2-2	0-0
NON-CONFERENCE	5-6	3-2	1-4	1-0

### Score by Periods

Team	1st	2nd	OT	TOT
Southeast Mo. St.	656	742	0	1398
Opponents	656	687	0	1343

### Team Box Score

No. Player					Total		3-Point		F-Throw		Rebounds												
		GP-GS	MIN	AVG	FG-FGA	FG%	3FG-3FGA	3FG%	FT-FTA	FT%	OFF	DEF	TOT	AVG	PF	DQ	A	TO	BLK	STL	PTS	AVG	
10	ALMODOVAR, Luke	18-8	456:56	25.4	88-201	.438	38-114	.333	44-61	.721	7	54	61	3.4	37	0	11	15	4	16	258	14.3	
44	STACKER, Braxton	18-18	497:52	27.7	72-171	.421	28-84	.333	49-58	.845	12	43	55	3.1	46	1	31	23	7	21	221	12.3	
2	WARD, BJ	18-18	536:31	29.8	73-193	.378	23-82	.280	37-43	.860	16	26	42	2.3	38	0	73	40	2	19	206	11.4	
15	TERRY, Brendan	18-9	392:38	21.8	77-141	.546	6-13	.462	24-50	.480	31	55	86	4.8	54	4	29	28	13	15	184	10.2	
55	BELL, Marquesas	18-10	415:18	23.1	65-117	.556	1-5	.200	42-58	.724	24	68	92	5.1	26	0	34	31	2	13	173	9.6	
7	BLOCKER, Landren	18-14	320:56	17.8	44-75	.587	5-12	.417	16-36	.444	28	46	74	4.1	46	3	14	13	10	13	109	6.1	
4	COLE JR., Troy	18-4	249:07	13.8	22-63	.349	3-28	.107	21-30	.700	7	26	33	1.8	33	0	12	18	2	15	68	3.8	
30	LOWNDES, Elliot	18-0	145:57	8.1	21-39	.538	7-18	.389	2-6	.333	8	20	28	1.6	26	0	3	7	9	5	51	2.8	
18	IDADA, David	18-9	213:11	11.8	15-20	.750	0-0	.000	18-26	.692	18	23	41	2.3	25	0	7	11	7	2	48	2.7	
1	FARMER, PJ	17-0	178:41	10.5	16-37	.432	0-12	.000	7-13	.538	8	26	34	2.0	20	0	22	18	0	7	39	2.3	
25	REYNOLDS, Jay	6-0	43:35	7.3	4-16	.250	3-12	.250	1-2	.500	1	1	2	0.3	4	0	1	1	0	0	12	2.0	
9	SAGNA, Blaize	13-0	109:25	8.4	6-19	.316	2-12	.167	3-4	.750	5	12	17	1.3	11	0	5	2	1	5	17	1.3	
3	SADLER, Trace	10-0	42:23	4.2	6-7	.857	0-0	.000	0-1	.000	1	4	5	0.5	3	0	0	2	3	0	12	1.2	
Team											18	16	34					9					
Total		18	3602		509-1099	.463	116-392	.296	264-388	.680	184	420	604	33.6	369	8	242	218	60	131	1398	77.7	
Opponents		18	3600		444-981	.453	112-337	.332	343-460	.746	154	427	581	32.3	331	5	190	268	59	131	1343	74.6	

### Team Statistics

	SEMO	OPP
<b>Scoring</b>	<b>1398</b>	<b>1343</b>
Points per game	77.7	74.6
Scoring margin	+3.1	-
<b>Field goals-att</b>	<b>509-1099</b>	<b>444-981</b>
Field goal pct	.463	.453
<b>3 point fg-att</b>	<b>116-392</b>	<b>112-337</b>
3-point FG pct	.296	.332
3-pt FG made per game	6.4	6.2
<b>Free throws-att</b>	<b>264-388</b>	<b>343-460</b>
Free throw pct	.680	.746
F-Throws made per game	14.7	19.1
<b>Rebounds</b>	<b>604</b>	<b>581</b>
Rebounds per game	33.6	32.3
Rebounding margin	+1.3	-
<b>Assists</b>	<b>242</b>	<b>190</b>
Assists per game	13.4	10.6
<b>Turnovers</b>	<b>218</b>	<b>268</b>
Turnovers per game	12.1	14.9
Turnover margin	+2.8	-
Assist/turnover ratio	1.1	0.7
<b>Steals</b>	<b>131</b>	<b>131</b>
Steals per game	7.3	7.3
<b>Blocks</b>	<b>60</b>	<b>59</b>
Blocks per game	3.3	3.3
<b>Winning streak</b>	<b>0</b>	<b>-</b>
Home win streak	0	-
<b>Attendance</b>	<b>14520</b>	<b>32530</b>
Home games-Avg/Game	8-1815	9-3614
Neutral site-Avg/Game	-	1-86

### Team Results

Date	Opponent		Score	Att.
11/03/2025	at Saint Louis	L	67-92	5364
11/07/2025	at Missouri	L	84-89	11314
11/12/2025	Webster	W	87-41	1375
11/15/2025	St. Thomas (MN)	L	72-84	1750
11/18/2025	at Iowa	L	70-99	9302
11/25/2025	vs Cal Poly	W	84-68	86
11/26/2025	at Northern Ariz.	L	72-79	231
11/29/2025	Lipscomb	L	77-88	698
12/02/2025	St. Mary-Woods	W	88-57	1345
12/06/2025	at Chattanooga	W	74-70	3055
12/14/2025	St. Xavier	W	88-65	1482
12/18/2025	at Tennessee Tech	L	74-85	751
12/20/2025	at Tennessee St.	W	91-82	327
01/01/2026	Eastern Ill.	W	68-59	2132
01/03/2026	Western Ill.	W	73-50	1846
01/08/2026	at Southern Ind.	W	84-76	1069
01/10/2026	at Morehead St.	L	69-71	1117
01/15/2026	Lindenwood	L	76-88	3892

# SOUTHEAST MISSOURI BASKETBALL NOTES



**SIU EDWARDSVILLE**  
**JANUARY 17**

**2025-26 OVC STATISTICS**

## Game Records

Record	Overall	Home	Away	Neutral
ALL GAMES	4-3	2-1	2-2	0-0
CONFERENCE	4-3	2-1	2-2	0-0
NON-CONFERENCE	0-0	0-0	0-0	0-0

## Score by Periods

Team	1st	2nd	OT	TOT
Southeast Mo. St.	242	293	0	535
Opponents	246	265	0	511

## Team Box Score

No.	Player				Total		3-Point		F-Throw		Rebounds													
		GP-GS	MIN	AVG	FG-FGA	FG%	3FG-3FGA	3FG%	FT-FTA	FT%	OFF	DEF	TOT	AVG	PF	DQ	A	TO	BLK	STL	PTS	AVG		
10	ALMODOVAR, Luke	7-0	178:56	25.6	35-74	.473	15-41	.366	24-30	.800	2	20	22	3.1	18	0	3	4	2	7	109	15.6		
2	WARD, BJ	7-7	212:20	30.3	30-80	.375	14-41	.341	20-21	.952	8	12	20	2.9	13	0	26	18	2	8	94	13.4		
15	TERRY, Brendan	7-1	170:20	24.3	33-52	.635	5-7	.714	10-24	.417	14	24	38	5.4	24	2	16	12	8	4	81	11.6		
44	STACKER, Braxton	7-7	193:49	27.7	22-64	.344	6-25	.240	16-23	.696	7	14	21	3.0	22	1	11	7	3	4	66	9.4		
55	BELL, Marqueas	7-7	184:02	26.3	22-43	.512	0-0	.000	17-25	.680	11	26	37	5.3	11	0	13	10	1	6	61	8.7		
7	BLOCKER, Landren	7-7	137:58	19.7	21-36	.583	3-5	.600	6-17	.353	12	22	34	4.9	22	2	5	5	4	8	51	7.3		
4	COLE JR., Troy	7-0	88:55	12.7	7-21	.333	0-7	.000	8-12	.667	3	9	12	1.7	13	0	3	7	1	2	22	3.1		
1	FARMER, PJ	7-0	73:10	10.5	7-11	.636	0-1	.000	3-5	.600	4	12	16	2.3	8	0	8	6	0	5	17	2.4		
30	LOWNDES, Elliot	7-0	56:50	8.1	6-13	.462	3-7	.429	1-2	.500	2	8	10	1.4	10	0	1	2	3	3	16	2.3		
18	IDADA, David	7-6	72:48	10.4	3-7	.429	0-0	.000	8-12	.667	5	6	11	1.6	10	0	4	6	2	0	14	2.0		
25	REYNOLDS, Jay	1-0	02:37	2.6	0-1	.000	0-1	.000	1-2	.500	0	0	0	0.0	0	0	0	0	0	0	1	1.0		
9	SAGNA, Blaize	4-0	24:48	6.2	1-3	.333	1-3	.333	0-1	.000	1	1	2	0.5	6	0	2	0	0	4	3	0.8		
3	SADLER, Trace	3-0	05:56	2.0	0-0	.000	0-0	.000	0-0	.000	0	0	0	0.0	0	0	0	1	1	0	0	0.0		
Team											5	5	10					4						
Total		7	1402		187-405	.462	47-138	.341	114-174	.655	74	159	233	33.3	157	5	92	82	27	51	535	76.4		
Opponents		7	1400		159-367	.433	38-117	.325	155-206	.752	62	155	217	31.0	139	1	68	93	27	44	511	73.0		

## Team Statistics

	SEMO	OPP
<b>Scoring</b>	<b>535</b>	<b>511</b>
Points per game	76.4	73.0
Scoring margin	+3.4	-
<b>Field goals-att</b>	<b>187-405</b>	<b>159-367</b>
Field goal pct	.462	.433
<b>3 point fg-att</b>	<b>47-138</b>	<b>38-117</b>
3-point FG pct	.341	.325
3-pt FG made per game	6.7	5.4
<b>Free throws-att</b>	<b>114-174</b>	<b>155-206</b>
Free throw pct	.655	.752
F-Throws made per game	16.3	22.1
<b>Rebounds</b>	<b>233</b>	<b>217</b>
Rebounds per game	33.3	31.0
Rebounding margin	+2.3	-
<b>Assists</b>	<b>92</b>	<b>68</b>
Assists per game	13.1	9.7
<b>Turnovers</b>	<b>82</b>	<b>93</b>
Turnovers per game	11.7	13.3
Turnover margin	+1.6	-
Assist/turnover ratio	1.1	0.7
<b>Steals</b>	<b>51</b>	<b>44</b>
Steals per game	7.3	6.3
<b>Blocks</b>	<b>27</b>	<b>27</b>
Blocks per game	3.9	3.9
<b>Winning streak</b>	<b>0</b>	<b>-</b>
Home win streak	0	-
<b>Attendance</b>	<b>7870</b>	<b>3264</b>
Home games-Avg/Game	3-2623	4-816
Neutral site-Avg/Game	-	0-0

## Team Results

Date	Opponent		Score	Att.
12/18/2025	at Tennessee Tech	L	74-85	751
12/20/2025	at Tennessee St.	W	91-82	327
01/01/2026	Eastern Ill.	W	68-59	2132
01/03/2026	Western Ill.	W	73-50	1846
01/08/2026	at Southern Ind.	W	84-76	1069
01/10/2026	at Morehead St.	L	69-71	1117
01/15/2026	Lindenwood	L	76-88	3892

# SOUTHEAST MISSOURI BASKETBALL NOTES

## 2025-26 STATISTICS

SIU EDWARDSVILLE  
JANUARY 17



### Comparison Game-by-Game (SEMO/Opponent)

Opponent	1st	2nd	Score	Mar	Total FG	FG Pct	3-Pointers	3FG Pct	Free Throws	FT Pct	Rebounds (Mar)	Assist	T/Over	Block	Steal	Fouls
Saint Louis	35/44	32/48	67-92	(25)	22-62/33-67	.355/.493	5-20/9-29	.250/.310	18-26/17-21	.692/.810	29/54 (25)	7/10	9/15	3/1	6/6	19/24
Missouri	51/46	33/43	84-89	(5)	29-63/32-54	.460/.593	9-30/6-15	.300/.400	17-21/19-31	.810/.613	33/30 +3	14/13	16/19	1/6	11/10	25/17
Webster	46/22	41/19	87-41	+46	33-64/16-59	.516/.271	8-28/3-16	.286/.188	13-22/6-8	.591/.750	38/29 +9	24/7	7/20	5/1	10/4	13/14
St. Thomas (Minn.)	29/41	43/43	72-84	(12)	30-67/27-46	.448/.587	5-18/8-18	.278/.444	7-12/22-26	.583/.846	27/29 (2)	11/12	13/16	2/2	6/7	21/15
Iowa	25/49	45/50	70-99	(29)	26-50/30-49	.520/.612	6-16/10-23	.375/.435	12-21/29-39	.571/.744	26/28 (2)	10/17	17/11	1/2	4/11	25/20
Cal Poly	29/31	55/37	84-68	+16	31-68/16-54	.456/.296	7-28/5-24	.250/.208	15-17/31-37	.882/.838	39/41 (2)	13/6	12/19	4/3	7/7	26/20
Northern Arizona	29/39	43-40	72-79	(7)	30-68/28-53	.441/.528	5-24/5-13	.208/.385	7-13/18-25	.538/.720	33/37 (4)	14/12	8/11	5/5	5/6	19/15
Lipscomb	30/38	47/50	77-88	(11)	25-61/29-58	.410/.500	4-18/11-25	.222/.440	23-30/19-26	.767/.731	39/32 +7	8/20	17/16	1/2	2/8	23/22
St. Mary of the Woods	50/32	38/25	88-57	+31	35-68/26-65	.515/.400	3-22/2-16	.136/.125	15-18/3-5	.833/.600	38/27 +11	17/8	11/17	4/3	12/9	9/14
Chattanooga	44/46	30/24	74-70	+4	30-62/25-50	.484/.500	9-25/7-17	.360/.412	5-9/13-17	.556/.765	32/27 +5	13/12	11/12	3/3	6/7	18/13
Saint Xavier (Ill.)	46/42	42/43	88-65	+23	31-61/23-59	.508/.390	8-25/8-24	.320/.333	18-25/11-19	.720/.579	37/30 +7	19/5	15/19	4/4	11/12	14/18
Tennessee Tech	35/34	39/51	74-85	(11)	21-60/22-50	.350/.440	8-26/6-15	.308/.400	24-31/35-42	.774/.833	38/36 +2	9/12	14/11	5/6	4/7	28/22
Tennessee State	44/37	47/45	91-82	+9	30-52/25-59	.577/.424	9-20/6-15	.450/.400	22-29/26-36	.759/.722	39/28 +11	16/9	19/10	4/5	4/9	25/21
Eastern Illinois	30/37	38/22	68-59	+9	27-60/19-54	.450/.352	5-18/5-16	.278/.313	9-20/16-22	.450/.727	37/28 +9	17/8	10/12	7/3	8/6	17/20
Western Illinois	34/27	39/23	73-50	+23	28-52/14-43	.538/.326	4-13/3-16	.308/.188	13-19/19-26	.684/.731	30/22 +8	11/7	11/17	2/1	9/3	23/17
Southern Indiana	43/36	41/40	84-76	+8	31-54/23-55	.574/.418	7-14/7-25	.500/.280	15-28/23-27	.536/.852	29/33 (4)	13/9	9/15	6/4	10/6	20/21
Morehead State	38/30	31/41	69-71	(2)	24-57/27-47	.421/.574	7-21/4-11	.333/.364	14-21/13-18	.667/.722	24/30 (6)	17/10	5/12	1/3	8/3	19/19
Lindenwood	18/45	58/43	76-88	(12)	26-70/29-59	.371/.492	7-26/7-19	.269/.368	17-26/23-35	.654/.657	36/40 (4)	9/13	14/16	2/5	8/10	25/19
SIU Edwardsville																
UT Martin																
Little Rock																
Western Illinois																
Eastern Illinois																
Morehead State																
Southern Indiana																
SIU Edwardsville																
Lindenwood																
UT Martin																
Little Rock																
Tennessee State																
Tennessee Tech																

### Points in the Paint, Second Chance Points, Points Off Turnovers, Fastbreak Points, Bench Points

Opponent	W/L	POINTS IN THE PAINT		2ND CHANCE POINTS		POINTS OFF TURNOVERS		FAST BREAK POINTS		BENCH POINTS	
		SEMO	OPP.	SEMO	OPP.	SEMO	OPP.	SEMO	OPP.	SEMO	OPP.
Saint Louis	L	28	48	5	12	19	9	8	20	12	28
Missouri	L	28	46	9	8	13	17	9	16	24	24
Webster	W	50	20	12	6	27	6	21	4	50	19
St. Thomas (Minn.)	L	36	38	10	2	17	17	7	13	11	36
Iowa	L	34	38	15	16	14	26	6	4	20	50
Cal Poly	W	40	22	14	19	23	13	11	9	11	37
Northern Arizona	L	48	38	15	17	13	9	7	12	25	19
Lipscomb	L	32	36	12	8	15	19	4	19	19	36
St. Mary of the Woods	W	62	32	15	4	24	7	24	2	43	34
Chattanooga	W	38	28	15	7	16	11	6	6	39	20
St. Xavier (Ill.)	W	46	28	10	7	24	15	20	14	42	27
Tennessee Tech	L	22	30	21	12	9	15	14	25	32	24
Tennessee State	W	40	34	15	8	11	26	17	15	35	16
Eastern Illinois	W	42	24	13	2	12	8	14	12	22	20
Western Illinois	W	44	18	11	2	29	8	17	5	26	10
Southern Indiana	W	40	24	5	14	13	6	14	3	54	43
Morehead State	L	30	28	11	6	18	7	10	4	32	49
Lindenwood	L	34	44	11	19	19	20	13	25	43	2
SIU Edwardsville											
UT Martin											
Little Rock											
Western Illinois											
Eastern Illinois											
Morehead State											
Southern Indiana											
SIU Edwardsville											
Lindenwood											
UT Martin											
Little Rock											
Tennessee State											
Tennessee Tech											

# SOUTHEAST MISSOURI BASKETBALL NOTES



**SIU EDWARDSVILLE**  
**JANUARY 17**

**2025-26 STATISTICS**

## Game-by-Game Leaders

Opponent	W/L	Score	Points	Rebounds	Assists	Blocks	Steals
Saint Louis	L	67-92	Ward - 16	Blocker - 7	Ward - 3	Stacker, Blocker, Lowndes - 1	Stacker - 3
Missouri	L	84-89	Stacker - 26	Stacker - 6	Ward - 7	Stacker - 1	Almodovar - 3
Webster	W	87-41	Bell - 15	Bell - 10	Ward - 7	Sadler - 2	Ward, Cole, Jr. - 2
St. Thomas (Minn.)	L	72-84	Almodovar - 20	Almodovar - 5	Bell - 5	Terry, Stacker - 1	Bell - 3
Iowa	L	70-99	Almodovar - 15	Farmer - 5	Ward - 5	Blocker - 1	Almodovar - 2
Cal Poly	W	84-68	Almodovar - 29	Idada - 6	Stacker - 6	Four tied - 1	Ward, Stacker - 2
Northern Arizona	L	72-79	Stacker - 15	Bell - 5	Ward - 7	Lowndes - 2	Stacker - 2
Lipscomb	L	77-88	Stacker - 24	Terry - 10	Stacker - 4	Blocker - 1	Cole, Jr. - 2
St. Mary of the Woods	W	88-57	Blocker - 14	Blocker - 7	Stacker - 5	Four tied - 1	Ward - 4
Chattanooga	W	74-70	Almodovar - 16	Blocker, Terry, Cole - 5	Ward - 4	Blocker, Terry, Almodovar - 1	Terry - 2
Saint Xavier (Ill.)	W	88-65	Bell - 19	Bell - 6	Farmer - 5	Four tied - 1	Cole, Jr. - 5
Tennessee Tech	L	74-85	Ward - 19	Ward, Lowndes - 6	Ward - 4	Lowndes - 2	Stacker - 2
Tennessee State	W	91-82	Bell - 22	Bell - 12	Stacker, Terry - 5	Stacker - 2	Ward - 2
Eastern Illinois	W	68-59	Stacker - 15	Bell - 9	Terry - 5	Terry - 4	Ward, Bell - 2
Western Illinois	W	73-50	Ward - 23	Ward - 9	Ward - 5	Sadler, Terry - 1	Blocker - 3
Southern Indiana	W	84-76	Terry - 30	Terry - 8	Ward - 5	Terry - 2	Almodovar - 3
Morehead State	L	69-71	Terry - 13	Stacker - 6	Ward, Farmer - 4	Blocker - 1	Almodovar - 3
Lindenwood	L	76-88	Almodovar - 21	Blocker - 9	Ward - 3	Blocker, Idada - 1	Sagna - 4
SIU Edwardsville							
UT Martin							
Little Rock							
Western Illinois							
Eastern Illinois							
Morehead State							
Southern Indiana							
SIU Edwardsville							
Lindenwood							
UT Martin							
Little Rock							
Tennessee State							
Tennessee Tech							



## 2025-26 STATISTICS

SIU EDWARDSVILLE  
JANUARY 17

## Game-by-Game Starters

Opponent	W/L	Score	Guard	Guard	Guard/	Guard	Forward	First Man Off the Bench
Saint Louis	L	67-92	Ward	Stacker	Cole, Jr.	Almodovar	Terry	Blocker, 7 reb., 24 min.
Missouri	L	84-89	Ward	Stacker	Cole, Jr.	Almodovar	Terry	Bell, 13 pts., 2 reb., 16 min.
Webster	W	87-41	Ward	Stacker	Cole, Jr.	Almodovar	Terry	Bell, 15 pts., 10 reb., 5 assists, 23 min.
St. Thomas (Minn.)	L	72-84	Ward	Stacker	Cole, Jr.	Almodovar	Terry	Bell, 11 pts., 10 reb., 5 assists, 30 min.
Iowa	L	70-99	Ward	Stacker	Blocker	Almodovar	Terry	Idada, 2 reb., 15 min.
Cal Poly	W	84-68	Ward	Stacker	Blocker	Almodovar	Terry	Cole, Jr., 2 reb., 6 min.
Northern Arizona	L	72-79	Ward	Stacker	Blocker	Almodovar	Terry	Bell, 9 pts., 5 reb., 21 min.
Lipscomb	L	77-88	Ward	Stacker	Blocker	Almodovar	Terry	Idada, 6 pts., 4 reb., 13 min.
St. Mary of the Woods	W	88-57	Ward	Stacker	Blocker	Bell	Idada	Terry, 13 pts., 5 reb., 19 min.
Chattanooga	W	74-70	Ward	Stacker	Blocker	Bell	Idada	Almodovar, 16 pts., 5 reb., 27 min.
Saint Xavier (Ill.)	W	88-65	Ward	Stacker	Blocker	Bell	Idada	Almodovar, 14 pts., 3 reb., 19 min.
Tennessee Tech	L	74-85	Ward	Stacker	Blocker	Bell	Idada	Terry, 5 pts., 3 reb., 10 min.
Tennessee State	W	91-82	Ward	Stacker	Blocker	Bell	Idada	Almodovar, 19 pts., 3 reb., 26 min.
Eastern Illinois	W	68-59	Ward	Stacker	Blocker	Bell	Idada	Almodovar, 9 pts., 6 reb., 27 min.
Western Illinois	W	73-50	Ward	Stacker	Blocker	Bell	Idada	Terry, 10 pts., 5 reb., 21 min.
Southern Indiana	W	84-76	Ward	Stacker	Blocker	Bell	Idada	Terry, 30 pts., 8 reb., 32 min.
Morehead State	L	69-71	Ward	Stacker	Blocker	Bell	Idada	Terry, 13 pts., 5 reb., 23 min.
Lindenwood	L	76-88	Ward	Stacker	Blocker	Bell	Terry	Almodovar, 21 pts., 25 min.
SIU Edwardsville								
UT Martin								
Little Rock								
Western Illinois								
Eastern Illinois								
Morehead State								
Southern Indiana								
SIU Edwardsville								
Lindenwood								
UT Martin								
Little Rock								
Tennessee State								
Tennessee Tech								

## Starting Lineup Combinations

Record	Guard	Guard	Guard	Guard	Forward
1-3	Ward	Stacker	Cole, Jr.	Almodovar	Terry
1-3	Ward	Stacker	Blocker	Almodovar	Terry
7-2	Ward	Stacker	Blocker	Bell	Idada
0-1	Ward	Stacker	Blocker	Bell	Terry

## SOUTHEAST MISSOURI BASKETBALL NOTES



**SIU EDWARDSVILLE**  
**JANUARY 17**

**2025-26 STATISTICS**

**Team Game-by-Game Statistics**

	Score	FG-A	Pct.	3FG-A	Pct.	FT-A	Pct.	OFF	DEF	Total	F	A	TO	B	S
<b>Southeast Missouri</b>	<b>L, 67-92</b>	<b>22-62</b>	<b>.355</b>	<b>5-20</b>	<b>.250</b>	<b>18-26</b>	<b>.692</b>	<b>7</b>	<b>22</b>	<b>28</b>	<b>19</b>	<b>7</b>	<b>9</b>	<b>3</b>	<b>6</b>
Saint Louis		33-67	.493	9-29	.310	17-21	.810	14	40	54	24	10	15	1	6
<b>Southeast Missouri</b>	<b>L, 84-89</b>	<b>29-63</b>	<b>.460</b>	<b>9-30</b>	<b>.300</b>	<b>17-21</b>	<b>.810</b>	<b>13</b>	<b>20</b>	<b>33</b>	<b>25</b>	<b>14</b>	<b>16</b>	<b>1</b>	<b>11</b>
Missouri		32-54	.593	6-15	.400	19-31	.613	9	21	30	17	13	19	6	10
<b>Southeast Missouri</b>	<b>/ W, 87-41</b>	<b>33-64</b>	<b>.516</b>	<b>8-28</b>	<b>.286</b>	<b>13-22</b>	<b>.591</b>	<b>8</b>	<b>30</b>	<b>38</b>	<b>13</b>	<b>24</b>	<b>7</b>	<b>5</b>	<b>10</b>
Webster		16-59	.271	3-16	.188	6-8	.750	11	18	29	14	7	20	1	4
<b>Southeast Missouri</b>	<b>L, 72-84</b>	<b>30-67</b>	<b>.448</b>	<b>5-18</b>	<b>.278</b>	<b>7-12</b>	<b>.583</b>	<b>6</b>	<b>21</b>	<b>27</b>	<b>21</b>	<b>11</b>	<b>13</b>	<b>2</b>	<b>6</b>
St. Thomas (Minn.)		27-46	.587	8-18	.444	22-26	.846	1	28	29	15	12	16	2	7
<b>Southeast Missouri</b>	<b>L, 70-99</b>	<b>26-50</b>	<b>.520</b>	<b>6-16</b>	<b>.375</b>	<b>12-21</b>	<b>.571</b>	<b>10</b>	<b>16</b>	<b>26</b>	<b>25</b>	<b>10</b>	<b>17</b>	<b>1</b>	<b>4</b>
Iowa		30-49	.612	10-23	.435	29-39	.744	9	19	28	20	17	11	2	11
<b>Southeast Missouri</b>	<b>W, 84-68</b>	<b>31-68</b>	<b>.456</b>	<b>7-28</b>	<b>.250</b>	<b>15-17</b>	<b>.882</b>	<b>13</b>	<b>26</b>	<b>39</b>	<b>26</b>	<b>13</b>	<b>12</b>	<b>7</b>	<b>7</b>
Cal Poly		16-54	.296	5-24	.208	31-37	.838	16	25	41	20	6	19	3	7
<b>Southeast Missouri</b>	<b>L, 72-79</b>	<b>30-68</b>	<b>.441</b>	<b>5-24</b>	<b>.208</b>	<b>7-13</b>	<b>.538</b>	<b>12</b>	<b>21</b>	<b>33</b>	<b>20</b>	<b>14</b>	<b>8</b>	<b>5</b>	<b>5</b>
Northern Arizona		28-53	.528	5-13	.385	18-25	.720	7	30	37	15	12	11	5	6
<b>Southeast Missouri</b>	<b>L, 77-88</b>	<b>25-61</b>	<b>.410</b>	<b>4-18</b>	<b>.222</b>	<b>23-30</b>	<b>.767</b>	<b>12</b>	<b>27</b>	<b>39</b>	<b>23</b>	<b>8</b>	<b>17</b>	<b>1</b>	<b>2</b>
Lipscomb		29-58	.500	11-25	.440	19-26	.731	6	26	32	22	20	16	2	8
<b>Southeast Missouri</b>	<b>W, 88-57</b>	<b>35-68</b>	<b>.515</b>	<b>3-22</b>	<b>.136</b>	<b>15-18</b>	<b>.833</b>	<b>10</b>	<b>28</b>	<b>38</b>	<b>8</b>	<b>17</b>	<b>11</b>	<b>4</b>	<b>12</b>
St. Mary of the Woods		26-65	.400	2-16	.125	3-5	.600	8	19	27	14	8	17	3	9
<b>Southeast Missouri</b>	<b>W, 74-70</b>	<b>30-62</b>	<b>.484</b>	<b>9-25</b>	<b>.360</b>	<b>5-9</b>	<b>.556</b>	<b>11</b>	<b>21</b>	<b>32</b>	<b>18</b>	<b>13</b>	<b>11</b>	<b>3</b>	<b>6</b>
Chattanooga		25-50	.500	7-17	.412	13-17	.765	4	23	27	13	12	12	3	7
<b>Southeast Missouri</b>	<b>W, 88-65</b>	<b>31-61</b>	<b>.508</b>	<b>8-25</b>	<b>.320</b>	<b>18-25</b>	<b>.720</b>	<b>8</b>	<b>29</b>	<b>37</b>	<b>14</b>	<b>19</b>	<b>15</b>	<b>4</b>	<b>11</b>
Saint Xavier (Ill.)		23-59	.390	8-24	.333	11-19	.579	7	23	30	18	5	19	4	12
<b>Southeast Missouri</b>	<b>L, 74-85</b>	<b>21-60</b>	<b>.350</b>	<b>8-26</b>	<b>.308</b>	<b>24-31</b>	<b>.774</b>	<b>16</b>	<b>22</b>	<b>38</b>	<b>28</b>	<b>9</b>	<b>14</b>	<b>5</b>	<b>4</b>
Tennessee Tech		22-50	.440	6-15	.400	35-42	.833	9	27	36	22	12	11	6	7
<b>Southeast Missouri</b>	<b>W, 91-82</b>	<b>30-52</b>	<b>.577</b>	<b>9-20</b>	<b>.450</b>	<b>22-29</b>	<b>.759</b>	<b>9</b>	<b>30</b>	<b>39</b>	<b>25</b>	<b>16</b>	<b>19</b>	<b>4</b>	<b>4</b>
Tennessee State		25-59	.424	6-15	.400	26-36	.722	9	19	28	21	9	10	5	9
<b>Southeast Missouri</b>	<b>W, 68-59</b>	<b>27-60</b>	<b>.450</b>	<b>5-18</b>	<b>.278</b>	<b>9-20</b>	<b>.450</b>	<b>11</b>	<b>26</b>	<b>37</b>	<b>17</b>	<b>17</b>	<b>10</b>	<b>7</b>	<b>8</b>
Eastern Illinois		19-54	.352	5-16	.313	16-22	.727	5	23	28	20	8	12	3	6
<b>Southeast Missouri</b>	<b>W, 73-50</b>	<b>28-52</b>	<b>.538</b>	<b>4-13</b>	<b>.308</b>	<b>13-19</b>	<b>.684</b>	<b>8</b>	<b>22</b>	<b>30</b>	<b>23</b>	<b>11</b>	<b>11</b>	<b>2</b>	<b>9</b>
Western Illinois		14-43	.326	3-16	.188	19-26	.731	6	16	22	17	7	17	1	3
<b>Southeast Missouri</b>	<b>W, 84-76</b>	<b>31-54</b>	<b>.574</b>	<b>7-14</b>	<b>.500</b>	<b>15-28</b>	<b>.536</b>	<b>7</b>	<b>22</b>	<b>29</b>	<b>20</b>	<b>13</b>	<b>9</b>	<b>6</b>	<b>10</b>
Southern Indiana		23-55	.418	7-25	.280	23-27	.852	12	21	33	21	9	15	4	6
<b>Southeast Missouri</b>	<b>L, 69-71</b>	<b>24-57</b>	<b>.421</b>	<b>7-21</b>	<b>.333</b>	<b>14-21</b>	<b>.667</b>	<b>11</b>	<b>13</b>	<b>24</b>	<b>19</b>	<b>17</b>	<b>5</b>	<b>1</b>	<b>8</b>
Morehead State		27-47	.574	4-11	.364	13-18	.722	8	22	30	19	10	12	3	3
<b>Southeast Missouri</b>	<b>L, 76-88</b>	<b>26-70</b>	<b>.371</b>	<b>7-26</b>	<b>.269</b>	<b>17-26</b>	<b>.654</b>	<b>12</b>	<b>24</b>	<b>36</b>	<b>25</b>	<b>9</b>	<b>14</b>	<b>2</b>	<b>8</b>
Lindenwood		29-59	.492	7-19	.368	23-35	.657	13	27	40	19	13	16	5	10
<b>Southeast Missouri</b>															
SIU Edwardsville															
<b>Southeast Missouri</b>															
UT Martin															
<b>Southeast Missouri</b>															
Little Rock															
<b>Southeast Missouri</b>															
Western Illinois															
<b>Southeast Missouri</b>															
Eastern Illinois															
<b>Southeast Missouri</b>															
Morehead State															
<b>Southeast Missouri</b>															
Southern Indiana															
<b>Southeast Missouri</b>															
SIU Edwardsville															
<b>Southeast Missouri</b>															
Lindenwood															
<b>Southeast Missouri</b>															
UT Martin															
<b>Southeast Missouri</b>															
Little Rock															
<b>Southeast Missouri</b>															
Tennessee State															
<b>Southeast Missouri</b>															
Tennessee Tech															

## 2025-26 STATISTICS

SIU EDWARDSVILLE  
JANUARY 172025-26 Game-by-Game Leaders  
Summary (# of Games)/

## Points

Luke Almodovar.....	5
Braxton Stacker.....	4
Marqueas Bell.....	3
BJ Ward.....	3
Brendan Terry.....	2
Landren Blocker.....	1

## Rebounds

Marqueas Bell.....	5
Landren Blocker.....	4
Brendan Terry.....	3
BJ Ward.....	2
Braxton Stacker.....	2
Luke Almodovar.....	1
PJ Farmer.....	1
David Idada.....	1
Troy Cole, Jr.....	1
Elliot Lowndes.....	1

## Assists

BJ Ward.....	11
Braxton Stacker.....	4
Brendan Terry.....	2
PJ Farmer.....	2
Marqueas Bell.....	1

## Blocks

Brendan Terry.....	8
Landren Blocker.....	7
Elliot Lowndes.....	5
Braxton Stacker.....	5
David Idada.....	4
Luke Almodovar.....	2
Trace Sadler.....	2
Marqueas Bell.....	1

## Steals

Braxton Stacker.....	4
BJ Ward.....	5
Luke Almodovar.....	4
Troy Cole, Jr.....	3
Marqueas Bell.....	2
Brendan Terry.....	1
Landren Blocker.....	1
Blaize Sagna.....	1

## Dunks

Landren Blocker.....	13
Luke Almodovar.....	11
Brendan Terry.....	6
Braxton Stacker.....	6
Trace Sadler.....	5
Elliot Lowndes.....	5
Troy Cole, Jr.....	4
Marqueas Bell.....	3
David Idada.....	2
PJ Farmer.....	1

## Games Played/Started

	2025-26	Career
BJ Ward	18/18	80/52
Braxton Stacker	18/18	75/45
Brendan Terry	18/9	51/42
Marqueas Bell	18/10	62/15
Troy Cole, Jr.	18/4	51/23
Elliot Lowndes	18/0	50/14
David Idada	18/9	81/13
Landren Blocker	18/14	18/14
Luke Almodovar	18/8	18/8
Saxton Hoepker	-	13/0
PJ Farmer	17/0	17/0
Blaize Sagna	13/0	13/0
Trace Sadler	10/0	10/0
Jay Reynolds	6/0	6/0

## Career Ledger

## Double-Digit Point Games

	2025-26	Career
Braxton Stacker .....	15	33
Brendan Terry .....	10	28
BJ Ward.....	11	27
Marqueas Bell.....	7	14
Luke Almodovar.....	12	12
Troy Cole, Jr. ....	-	6
Landren Blocker.....	2	2
PJ Farmer.....	1	1

## Double-Digit Rebound Games

	<u>2025-26</u>	<u>Career</u>
Marqueas Bell.....	3	3
David Idada.....	-	2
BJ Ward.....	-	1
Brendan Terry .....	1	1

## 30+ Point Games

	2025-26	Career
Brendan Terry.....	1	1

## 20+ Point Games

	2025-26	Career
Brendan Terry .....	1	4
Luke Almodovar.....	4	4
Braxton Stacker .....	2	3
BJ Ward.....	1	2
Marqueas Bell.....	1	1

## 8+ Rebound Games

	2025-26	Career
Brendan Terry.....	2	7
Marqueas Bell.....	4	4
David Idada.....	-	4
BJ Ward.....	1	3
Elliot Lowndes.....	-	1
Troy Cole, Jr.....	-	1
Braxton Stacker.....	-	1
PJ Farmer.....	1	1
Landren Blocker.....	1	1

## 5+ Assist Games

	<u>2025-26</u>	<u>Career</u>
BJ Ward.....	5	12
Braxton Stacker .....	3	4
Brendan Terry .....	2	3
Marqueas Bell.....	2	2
PJ Farmer.....	1	1

## 3+ Steal Games

	<u>2025-26</u>	<u>Career</u>
Brendan Terry.....	-	6
BJ Ward.....	1	6
Braxton Stacker.....	2	4
Marqueas Bell.....	1	2
Troy Cole, Jr.....	1	2
Luke Almodovar.....	2	2
Landren Blocker.....	1	1
Blaize Sagna.....	1	1

## Double-Doubles

	<u>2025-26</u>	<u>Career</u>
Marqueas Bell.....	3	3
Brendan Terry .....	1	1
BJ Ward.....	-	1


## SEMO's 2025-26 Record:

At Home.....	5-3
On the Road.....	3-6
At Neutral Sites.....	1-0
In Ohio Valley Conference Games.....	4-3
In November.....	2-6
In December.....	4-1
In January.....	3-2
In February.....	0-0
In March.....	0-0
Leading at the Half.....	6-4
Trailing at the Half.....	3-5
Tied at the Half.....	0-0
In Overtime Games.....	0-0
The Redhawks Score First.....	5-1
In 1-4 Point Games.....	1-1
In 5-9 Point Games.....	3-2
In 10-14 Point Games.....	0-4
In 15+ Point Games.....	5-2
Leading with Five Minutes Left in Regulation.....	8-1
Trailing with Five Minutes Left in Regulation.....	0-8
Tied with Five Minutes Left in Regulation.....	1-0
Scoring Less than 50 Points.....	0-0
Scoring 50-59 Points.....	0-0
Scoring 60-69 Points.....	1-2
Scoring 70-79 Points.....	2-6
Scoring 80-89 Points.....	5-1
Scoring 90-99 Points.....	1-0
Scoring 100 or more Points.....	0-0
Giving up Less Than 50 Points.....	1-0
Giving up 50-59 Points.....	3-0
Giving up 60-69 Points.....	2-0
Giving up 70-79 Points.....	2-2
Giving up 80-89 Points.....	1-5
Giving up 90-99 Points.....	0-2
Giving up 100 or more Points.....	0-0
Shooting 50% or Better from the Field.....	6-1
Shooting Less Than 50% from the Field.....	3-8
Opponent Shoots 50% or Better from the Field.....	1-6
Opponent Shoots Less Than 50% from the Field.....	8-3
Outshooting Opponent.....	8-1
Outshot by Opponent.....	1-8
Field Goal Percentage is Tied.....	0-0
Shooting 50% or Better from 3-Point Range.....	1-0
Shooting Less Than 50% from 3-Point Range.....	8-9
Opponent Shoots 50% or Better from 3-Point Range.....	0-0
Opponent Shoots Less Than 50% from 3-Point Range.....	9-9
Shooting 50% or Better from the Free Throw Line.....	8-9
Shooting Less Than 50% from the Free Throw Line.....	1-0
Opponent Shoots 50% or Better from the Free Throw Line.....	9-9
Opponent Shoots Less Than 50% from the Free Throw Line.....	0-0
Shooting More Free Throws Than Opponent.....	3-3
Shooting Less Free Throws Than Opponent.....	6-6
Free Throws are Tied.....	0-0
SEMO's Starters Outscore Opponent's Starters.....	6-4
Opponent's Starters Outscore SEMO's Starters.....	3-5
Starter Scoring is Tied.....	0-0
Bench Outscores Opponent.....	8-3
Opponent Bench Outscores SEMO.....	1-5
Bench Scoring is Tied.....	0-1
Bench Contributes Double Figures in Points.....	9-9
No Redhawk Players Score Double Figures.....	0-0
Two Redhawk Players Score Double Figures.....	2-1
3+ Redhawk Players Score Double Figures.....	7-8
Outrebounding an Opponent.....	7-3
Opponent Outrebounds SEMO.....	2-6
Rebounds are Tied.....	0-0
Getting 10+ Assists.....	9-5
Getting 10+ Steals.....	4-1
Getting 5+ Blocks.....	3-2
Forcing more Turnovers than Opponent.....	8-6
Committing more Turnovers than Opponent.....	1-3
Turnovers are Tied.....	0-0



**SIU EDWARDSVILLE**  
**JANUARY 17**

**2025-26 REDHAWKS**



## LUKE ALMODOVAR

### 2025-26 Notes

- Leads the team with 14.3 points per game and 38 three-pointers made.
- Scored 20 or more points on four occasions.
- Finished with double figures in the scoring column 12 times.
- Poured in a season-high 29 points with 27 in the second half to SEMO's big second half vs. Cal Poly (11/25).
- Scored 24 points at SEC member Missouri (11/7), 20 vs. St. Thomas (11/15) and 21 vs. Lindenwood (1/15).
- Made a season-high five 3-pointers at Missouri (11/7).
- Scored eight points in his first career NCAA Division I start at Saint Louis (11/3).
- Ranks 12th in the Ohio Valley Conference in scoring and sixth in 3-pointers made.
- Came off the bench in SEMO's last 10 games scoring double figures in eight of those contests.
- Made three 3-pointers in four of his last six starts.

### Almodovar's Game-by-Game Statistics

2025-26	FG	3P	FT	O/D	REB	F	PTS	A	TO	B	S	M
at Saint Louis*	2-7	1-4	3-6	2/2	4	3	8	0	1	0	0	23
at Missouri*	9-20	5-13	1-2	1/3	4	2	24	2	3	0	3	34
Webster*	2-6	1-5	0-0	0/2	2	1	5	1	0	0	1	16
St. Thomas (Minn.)*	6-15	3-6	5-5	0/5	5	3	20	1	0	0	0	29
at Iowa*	6-9	2-4	1-2	1/0	1	2	15	0	2	0	2	26
vs. Cal Poly*	11-21	4-10	3-3	0/5	5	4	29	1	0	1	0	29
at Northern Arizona*	4-10	1-5	0-1	1/1	2	1	9	0	1	0	1	30
Lipscomb*	1-7	0-5	1-2	0/4	4	1	3	0	0	0	0	22
St. Mary of the Woods	2-11	0-6	2-5	0/5	5	0	6	1	1	1	1	18
at Chattanooga	6-13	4-9	0-1	0/4	4	1	16	1	2	0	1	28
Saint Xavier (Ill.)	4-8	2-6	4-5	0/3	3	1	14	1	1	0	0	19
at Tennessee Tech	5-10	2-7	5-7	1/3	4	4	17	0	2	0	0	22
at Tennessee State	6-11	3-6	4-4	0/3	3	4	19	0	0	0	1	26
Eastern Illinois	2-7	0-3	5-6	0/6	6	2	9	1	1	2	0	27
Western Illinois	4-7	1-3	4-4	0/3	3	3	13	0	1	0	0	19
at Southern Indiana	6-8	3-4	4-7	0/3	3	2	19	1	0	0	3	35
at Morehead State	4-12	3-8	0-0	0/2	2	3	11	1	0	0	3	25
Lindenwood	8-19	3-10	2-2	1/0	1	0	21	0	0	0	0	25

SIU Edwardsville

UT Martin

Little Rock

at Western Illinois

at Eastern Illinois

Morehead State

Southern Indiana

at SIU Edwardsville

at Lindenwood

at UT Martin

at Little Rock

Tennessee State

Tennessee Tech

• - Game Started

### 2025-26 SEASON/CAREER-HIGHS

Points	29	vs. Cal Poly (11/25/25)
Total Rebounds	6	vs. Eastern Illinois (1/1/26)
Offensive Rebounds	2	at Saint Louis (11/3/25)
Defensive Rebounds	6	vs. Eastern Illinois (1/1/26)
Field Goals Made	11	vs. Cal Poly (11/25/25)
Field Goals Attempted	21	vs. Cal Poly (11/25/25)
3-Point Field Goals Made	5	at Missouri (11/7/25)
3-Point Field Goals Attempted	13	at Missouri (11/7/25)
Free Throws Made	5	3x, last vs. Eastern Illinois (1/1/26)
Free Throws Attempted	7	2x, last at Southern Indiana (1/8/26)
Assists	2	at Missouri (11/7/25)
Blocks	2	vs. Eastern Illinois (1/1/26)
Steals	3	3x, last at Morehead State (1/10/26)
Minutes	35	at Southern Indiana (1/8/26)

### Almodovar's Career Statistics at Southeast Missouri

#### Overall

Season	G-GS	Min	Avg	FG-FGA	Pct	3FG-3FGA	Pct	FT-FTA	Pct	Off	Def	Tot	Avg	PF	FO	A	TO	Blk	Stl	Pts	Avg
2025-26	18-8	457	25.4	88-201	.438	38-114	.333	44-61	.721	7	54	61	3.4	37	0	11	15	4	16	258	14.3

#### Ohio Valley Conference Games Only

Season	G-GS	Min	Avg	FG-FGA	Pct	3FG-3FGA	Pct	FT-FTA	Pct	Off	Def	Tot	Avg	PF	FO	A	TO	Blk	Stl	Pts	Avg
2025-26	7-0	181	25.9	35-74	.473	15-41	.366	24-30	.800	2	20	22	3.1	18	0	3	4	2	7	109	15.6



## 2025-26 REDHAWKS

SIU EDWARDSVILLE  
JANUARY 17

## MARQUEAS BELL

## 2025-26 Notes

- Came off the bench to score double figures his first four games of the season.
- Started the year with 10 points at Saint Louis (11/3) and followed that up with 13 points at Missouri (11/7).
- Registered a double-double in three games with 15 points and 10 rebounds vs. Webster (11/12), 11 points and 10 rebounds vs. St. Thomas (11/15) and a career-high 22 points and 12 boards at Tennessee State (12/20).
- Ranks fifth on the team in scoring with 9.6 points per game.
- Leads the Redhawks with 5.1 rebounds per contest and is second on the team with 34 assists.
- Had nine points in his first start of the season vs. St. Mary of the Woods (12/2).
- Started the last 10 games.

## Bell's Game-by-Game Statistics

2025-26	FG	3P	FT	O/D	REB	F	PTS	A	TO	B	S	M
at Saint Louis	4-9	0-1	2-2	0/4	4	1	10	1	0	0	0	22
at Missouri	4-6	0-0	5-6	0/2	2	1	13	1	3	0	1	16
Webster	6-8	0-0	3-4	2/8	10	0	15	5	1	0	1	23
St. Thomas (Minn.)	5-10	0-0	1-2	2/8	10	1	11	5	4	0	3	29
at Iowa	2-4	0-0	3-4	2/1	3	2	7	0	4	0	0	14
vs. Cal Poly	3-3	0-0	0-0	1/1	2	4	6	1	2	1	0	18
at Northern Arizona	4-10	0-1	1-1	1/4	5	1	9	2	0	0	0	21
Lipscomb	4-7	0-0	1-2	2/7	9	4	9	1	3	0	0	25
St. Mary of the Woods*	3-6	0-1	3-4	1/2	3	0	9	1	2	0	1	16
at Chattanooga*	2-5	0-1	0-1	0/1	1	0	4	1	1	0	0	22
Saint Xavier (Ill.)*	6-6	1-1	6-7	2/4	6	1	19	3	1	0	1	20
at Tennessee Tech*	1-4	0-0	3-4	3/1	4	1	5	2	2	0	1	25
at Tennessee State*	8-9	0-0	6-8	3/9	12	2	22	3	2	0	0	36
Eastern Illinois*	4-8	0-0	0-3	1/8	9	1	8	2	3	0	2	25
Western Illinois*	4-6	0-0	3-4	0/0	0	3	11	1	0	0	2	26
at Southern Indiana*	2-4	0-0	2-2	1/3	4	2	6	3	1	1	1	28
at Morehead State*	2-6	0-0	3-4	3/1	4	2	7	2	0	0	0	29
Lindenwood*	1-6	0-0	0-0	0/4	4	0	2	0	2	0	0	14

SIU Edwardsville

UT Martin

Little Rock

at Western Illinois

at Eastern Illinois

Morehead State

Southern Indiana

at SIU Edwardsville

at Lindenwood

at UT Martin

at Little Rock

Tennessee State

Tennessee Tech

• - Game Started

## 2025-26 SEASON-HIGHS

Points	22	at Tennessee State (12/20/25)
Total Rebounds	12	at Tennessee State (12/20/25)
Offensive Rebounds	3	3x, last at Morehead State (1/10/26)
Defensive Rebounds	9	at Tennessee State (12/20/25)
Field Goals Made	8	at Tennessee State (12/20/25)
Field Goals Attempted	10	2x, last at Northern Arizona (11/26/25)
3-Point Field Goals Made	1	vs. Saint Xavier (12/14/25)
3-Point Field Goals Attempted	2	vs. St. Mary of the Woods (12/2/25)
Free Throws Made	6	2x, last at Tennessee State (12/20/25)
Free Throws Attempted	8	at Tennessee State (12/20/25)
Assists	5	2x, last vs. St. Thomas (11/15/25)
Blocks	1	3x, last at Southern Indiana (1/8/26)
Steals	3	vs. St. Thomas (11/15/25)
Minutes	36	at Tennessee State (12/20/25)

## CAREER-HIGHS

Points	22	at Tennessee State (12/20/25)
Total Rebounds	12	at Tennessee State (12/20/25)
Offensive Rebounds	3	3x, last at Morehead State (1/10/26)
Defensive Rebounds	9	at Tennessee State (12/20/25)
Field Goals Made	8	at Tennessee State (12/20/25)
Field Goals Attempted	11	at Eastern Illinois (2/15/24)
3-Point Field Goals Made	2	at SIU Edwardsville (2/17/24)
3-Point Field Goals Attempted	3	at SIU Edwardsville (2/17/24)
Free Throws Made	6	3x, last at Tennessee State (12/20/25)
Free Throws Attempted	9	vs. Little Rock (2/22/24)
Assists	6	vs. UT Martin (2/24/24)
Blocks	1	4x, last at Southern Indiana (1/8/26)
Steals	3	2x, last vs. St. Thomas (11/15/25)
Minutes	36	at Tennessee State (12/20/25)

## Bell's Career Statistics at Southeast Missouri

## Overall

Season	G-GS	Min	Avg	FG-FGA	Pct	3FG-3FGA	Pct	FT-FTA	Pct	Off	Def	Tot	Avg	PF	FO	A	TO	Blk	Stl	Pts	Avg
2023-24	25-5	297	11.9	42-96	.438	6-19	.316	30-45	.667	4	51	55	2.2	24	0	19	19	1	12	120	4.8
2024-25	19-0	191	10.1	24-51	.471	2-5	.400	14-17	.824	8	34	42	2.2	18	1	12	13	1	6	64	3.4
2025-26	18-10	416	23.1	65-117	.556	1-5	.200	42-58	.724	24	68	92	5.1	26	0	34	31	2	13	173	9.6
Totals	62-15	904	14.6	131-264	.496	9-29	.310	86-120	.717	36	153	189	3.0	68	1	65	63	4	31	357	5.8

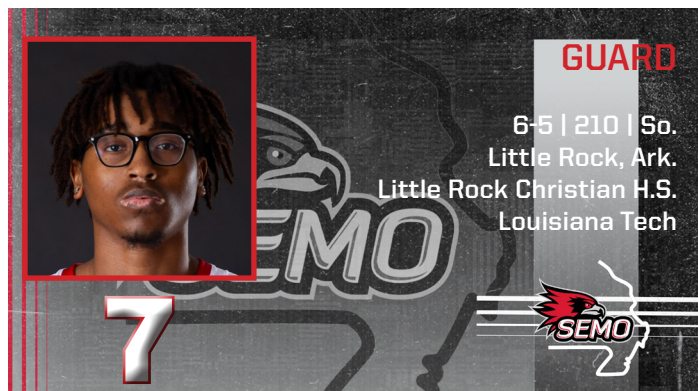
## Ohio Valley Conference Games Only

Season	G-GS	Min	Avg	FG-FGA	Pct	3FG-3FGA	Pct	FT-FTA	Pct	Off	Def	Tot	Avg	PF	FO	A	TO	Blk	Stl	Pts	Avg
2023-24	15-5	235	15.7	32-73	.438	5-14	.357	25-36	.694	4	38	42	2.8	16	0	17	15	1	10	94	6.3
2024-25	10-0	74	7.4	9-20	.450	0-0	.000	8-10	.800	3	10	13	1.3	4	0	4	5	0	3	26	2.6
2025-26	7-7	184	26.3	22-43	.512	0-0	.000	17-25	.680	11	26	37	5.3	11	0	13	10	1	6	61	8.7
Totals	32-12	493	15.4	63-136	.463	5-14	.357	50-71	.704	18	74	92	2.9	31	0	34	30	2	19	181	5.7



**SIU EDWARDSVILLE**  
**JANUARY 17**

**2025-26 REDHAWKS**



## LANDREN BLOCKER

### 2025-26 Notes

- Started Southeast Missouri's last 14 games.
- Made his first career start at Big Ten Conference member Iowa (11/18).
- Averages 6.1 points and 4.1 rebounds.
- Ranks second on the team with 10 blocks.
- Came off the bench to lead the Redhawks with seven rebounds at Saint Louis (11/3).
- Had a season-high 14 points for his first double-digit scoring game vs. St. Mary of the Woods (12/2).
- Dropped in 10 points for his second double figure scoring game of the season at Morehead State (1/10).
- First SEMO player to make the You Got Mossed segment on NFL Countdown for his dunk vs. Eastern Illinois (1/1). His top play earned him a pair of receiving gloves from Randy Moss on Jan. 4.
- Grabbed a season-high nine rebounds vs. Lindenwood (1/15).

### Blocker's Game-by-Game Statistics

2025-26	FG	3P	FT	O/D	REB	F	PTS	A	TO	B	S	M
at Saint Louis	0-4	0-1	0-0	2/5	7	1	0	1	2	1	0	24
at Missouri	2-2	1-1	1-2	1/2	3	3	6	1	0	0	0	21
Webster	3-4	0-0	1-4	2/3	5	2	7	0	0	0	1	18
St. Thomas (Minn.)	0-0	0-0	0-0	0/0	0	0	0	0	0	0	0	8
at Iowa*	1-4	1-2	1-2	1/1	2	5	4	2	0	1	0	13
vs. Cal Poly*	3-6	0-1	2-2	3/2	5	8	2	1	0	0	1	22
at Northern Arizona*	1-1	0-0	0-1	1/1	2	1	2	0	1	1	0	10
Lipscomb*	0-1	0-0	2-4	0/0	0	4	2	0	1	1	0	10
St. Mary of the Woods*	6-8	0-1	2-2	2/5	7	1	14	1	2	1	1	21
at Chattanooga*	4-5	0-1	1-2	3/2	5	4	9	1	0	1	1	18
Saint Xavier (Ill.)*	3-4	0-0	0-0	1/3	4	1	6	2	2	0	1	14
at Tennessee Tech*	1-3	0-0	1-2	2/3	5	4	3	1	0	0	0	19
at Tennessee State*	3-4	1-1	0-0	1/5	6	5	7	0	3	1	0	11
Eastern Illinois*	4-5	0-0	0-4	2/3	5	2	8	0	1	0	1	25
Western Illinois*	4-6	0-1	0-0	3/1	4	2	8	1	1	0	3	18
at Southern Indiana*	3-6	0-0	3-5	1/2	3	2	9	0	0	1	0	21
at Morehead State*	4-7	2-2	0-1	1/1	2	2	10	3	0	1	2	29
Lindenwood*	2-5	0-1	2-5	2/7	9	5	6	0	0	1	2	15

SIU Edwardsville

UT Martin

Little Rock

at Western Illinois

at Eastern Illinois

Morehead State

Southern Indiana

at SIU Edwardsville

at Lindenwood

at UT Martin

at Little Rock

Tennessee State

Tennessee Tech

• - Game Started

### 2025-26 SEASON/CAREER-HIGHS

Points	14	vs. St. Mary of the Woods (12/2/25)
Total Rebounds	9	vs. Lindenwood (1/15/26)
Offensive Rebounds	3	3x, last vs. Western Illinois (1/3/26)
Defensive Rebounds	7	vs. Lindenwood (1/15/26)
Field Goals Made	6	vs. St. Mary of the Woods (12/2/25)
Field Goals Attempted	8	vs. St. Mary of the Woods (12/2/25)
3-Point Field Goals Made	2	at Morehead State (1/10/26)
3-Point Field Goals Attempted	2	2x, last at Morehead State (1/10/26)
Free Throws Made	3	at Southern Indiana (1/8/26)
Free Throws Attempted	5	2x, last vs. Lindenwood (1/15/26)
Assists	3	at Morehead State (1/10/26)
Blocks	1	9x, last at Morehead State (1/10/26)
Steals	3	vs. Western Illinois (1/3/26)
Minutes	29	at Morehead State (1/10/26)

### Blocker's Career Statistics at Southeast Missouri

#### Overall

Season	G-GS	Min	Avg	FG-FGA	Pct	3FG-3FGA	Pct	FT-FTA	Pct	Off	Def	Tot	Avg	PF	FO	A	TO	Blk	Stl	Pts	Avg
2025-26	18-14	323	17.9	44-75	.587	5-12	.417	16-36	.444	28	46	74	4.1	46	3	14	13	10	13	109	6.1

#### Ohio Valley Conference Games Only

Season	G-GS	Min	Avg	FG-FGA	Pct	3FG-3FGA	Pct	FT-FTA	Pct	Off	Def	Tot	Avg	PF	FO	A	TO	Blk	Stl	Pts	Avg
2025-26	7-7	139	19.9	21-36	.583	3-5	.600	6-17	.353	12	22	34	4.9	22	2	5	5	4	8	51	7.3

## 2025-26 REDHAWKS

SIU EDWARDSVILLE  
JANUARY 17

## TROY COLE, JR.

## 2025-26 Notes

- Started four games.
- Scored five points and added two rebounds in 13 minutes in the season-opener at Saint Louis (11/3).
- Averages 3.8 points and 1.8 rebounds per game.
- Finished a season-high nine points at Chattanooga (12/6) and vs. Eastern Illinois (1/1).
- Had two big dunks in the final 1:42 of the game to help SEMO beat Chattanooga.
- Finished with a career-high five steals vs. Saint Xavier (12/14).

## Cole, Jr.'s Game-by-Game Statistics

2025-26	FG	3P	FT	O/D	REB	F	PTS	A	TO	B	S	M
at Saint Louis*	1-4	1-4	2-2	0/2	2	4	5	1	0	0	0	13
at Missouri*	0-5	0-5	2-2	0/2	2	3	2	0	2	0	1	17
Webster*	3-6	0-2	2-2	1/3	4	2	8	2	2	1	2	17
St. Thomas (Minn.)*	1-4	0-1	1-2	0/1	1	0	3	0	2	0	1	16
at Iowa	0-1	0-0	2-4	0/0	0	4	2	0	1	0	0	8
vs. Cal Poly	0-2	0-1	0-0	2/0	2	0	0	0	0	0	1	6
at Northern Arizona	2-3	0-1	0-1	0/3	3	0	4	1	0	0	0	14
Lipscomb	2-5	0-2	0-0	0/1	1	3	4	0	2	0	2	21
St. Mary of the Woods	0-1	0-1	2-2	0/0	0	1	2	2	1	0	0	11
at Chattanooga	4-6	1-2	0-0	1/4	5	2	9	1	1	0	1	19
Saint Xavier (Ill.)	2-5	1-2	2-3	0/1	1	1	7	2	0	0	5	17
at Tennessee Tech	0-3	0-1	4-6	1/1	2	2	4	0	0	1	0	16
at Tennessee State	0-1	0-1	1-2	0/2	2	0	1	0	2	0	1	11
Eastern Illinois	4-7	0-2	1-1	2/0	2	3	9	2	1	0	1	13
Western Illinois	1-2	0-1	0-1	0/4	4	2	2	1	2	0	0	22
at Southern Indiana	0-1	0-0	0-0	0/1	1	3	0	0	1	0	0	7
at Morehead State	1-4	0-2	2-2	0/0	0	2	4	0	0	0	0	12
Lindenwood	1-3	0-0	0-0	0/1	1	1	2	0	1	0	0	7
SIU Edwardsville												
UT Martin												
Little Rock												
at Western Illinois												
at Eastern Illinois												
Morehead State												
Southern Indiana												
at SIU Edwardsville												
at Lindenwood												
at UT Martin												
at Little Rock												
Tennessee State												
Tennessee Tech												

• - Game Started

## 2025-26 SEASON-HIGHS

Points	9	2x, last vs. Eastern Illinois (1/1/26)
Total Rebounds	5	at Chattanooga (12/6/25)
Offensive Rebounds	2	2x, last vs. Eastern Illinois (1/1/26)
Defensive Rebounds	4	2x, last vs. Western Illinois (1/3/26)
Field Goals Made	4	2x, last vs. Eastern Illinois (1/1/26)
Field Goals Attempted	7	vs. Eastern Illinois (1/1/26)
3-Point Field Goals Made	1	3x, last vs. Saint Xavier (12/14/25)
3-Point Field Goals Attempted	5	at Missouri (11/7/25)
Free Throws Made	4	at Tennessee Tech (12/18/25)
Free Throws Attempted	6	at Tennessee Tech (12/18/25)
Assists	2	4x, last vs. Eastern Illinois (1/1/26)
Blocks	1	2x, last at Tennessee Tech (12/18/25)
Steals	5	vs. Saint Xavier (12/14/25)
Minutes	22	vs. Western Illinois (1/3/26)

## CAREER-HIGHS

Points	17	vs. Little Rock (3/7/25)
Total Rebounds	9	at Morehead State (2/6/25)
Offensive Rebounds	3	vs. Little Rock (1/14/25)
Defensive Rebounds	8	at Morehead State (2/6/25)
Field Goals Made	6	2x, last vs. Little Rock (3/7/25)
Field Goals Attempted	9	4x, last at Little Rock (3/7/25)
3-Point Field Goals Made	2	6x, last at Little Rock (3/7/25)
3-Point Field Goals Attempted	6	vs. Eastern Illinois (12/19/24)
Free Throws Made	5	vs. Tennessee State (2/1/25)
Free Throws Attempted	6	2x, last at Tennessee Tech (12/18/25)
Assists	3	vs. Westminster (12/29/24)
Blocks	2	2x, last vs. Lindenwood (2/22/25)
Steals	5	vs. Saint Xavier (12/14/25)
Minutes	33	vs. Tennessee State (2/1/25)

## Cole, Jr.'s Career Statistics at Southeast Missouri

Season	G-GS	Min	Avg	FG-FGA	Pct	3FG-3FGA	Pct	FT-FTA	Overall												
									Pct	Off	Def	Tot	Avg	PF	FO	A	TO	Blk	Stl	Pts	Avg
2024-25	33-19	613	18.6	70-158	.443	19-66	.288	33-46	.717	19	81	100	3.0	61	1	10	25	9	27	192	5.8
2025-26	18-4	249	13.8	22-63	.349	3-28	.107	21-30	.700	7	26	33	1.8	33	0	12	18	2	15	68	3.8
Totals	51-23	862	16.9	92-221	.416	22-94	.234	54-76	.711	26	107	133	2.6	94	1	22	43	11	42	260	5.1
Season	G-GS	Min	Avg	FG-FGA	Pct	3FG-3FGA	Pct	FT-FTA	Ohio Valley Conference Games Only												
									Pct	Off	Def	Tot	Avg	PF	FO	A	TO	Blk	Stl	Pts	Avg
2024-25	20-13	384	19.2	33-80	.413	12-38	.316	16-20	.800	12	54	66	3.3	35	0	7	11	8	13	94	4.7
2025-26	7-0	88	12.6	7-21	.333	0-7	.000	8-12	.667	3	9	12	1.7	13	0	3	7	1	2	22	3.1
Totals	27-13	472	17.5	40-101	.396	12-45	.267	24-32	.750	15	63	78	2.9	48	0	10	18	9	15	116	4.3



**SIU EDWARDSVILLE**  
**JANUARY 17**

**2025-26 REDHAWKS**



## PJ FARMER

### 2025-26 Notes

- Played in 17 games off the bench.
- Logged 10 minutes in his first career college game at Saint Louis (11/3).
- Posted season-highs in points (12), rebounds (8) and minutes (21) vs. Lindenwood (1/15), the first double-digit scoring game of his career.
- Made 5-of-6 field goals against the Lions.
- Dished out a season-high five assists vs. Saint Xavier (12/14).

### Farmer's Game-by-Game Statistics

2025-26	FG	3P	FT	O/D	REB	F	PTS	A	TO	B	S	M
at Saint Louis	0-2	0-2	1-2	0/0	0	2	1	1	0	0	0	10
at Missouri	0-0	0-0	0-0	0/0	0	0	0	0	0	0	0	1
Webster	3-5	0-1	0-0	1/2	3	0	6	3	1	0	1	14
St. Thomas (Minn.)	0-1	0-1	0-0	0/3	3	3	0	0	2	0	0	11
at Iowa	2-3	0-0	0-2	2/3	5	0	4	2	2	0	0	14
vs. Cal Poly	1-4	0-2	0-0	0/2	2	4	2	1	1	0	0	8
at Northern Arizona	0-1	0-1	0-0	0/0	0	0	0	0	1	0	0	6
Lipscomb	0-0	0-0	0-0	0/1	1	1	0	1	0	0	0	6
St. Mary of the Woods	2-6	0-3	2-2	1/1	2	0	6	1	1	0	1	15
at Chattanooga	DNP	-	-	-	-	-	-	-	-	-	-	-
Saint Xavier (Ill.)	1-4	0-1	1-2	0/2	2	2	3	5	4	0	0	18
at Tennessee Tech	0-0	0-0	0-0	0/3	3	1	0	1	0	0	1	14
at Tennessee State	0-0	0-0	0-0	0/0	0	1	0	0	1	0	0	1
Eastern Illinois	0-2	0-1	0-0	0/1	1	1	0	0	0	0	1	6
Western Illinois	0-0	0-0	0-0	0/2	2	2	0	0	1	0	0	8
at Southern Indiana	1-2	0-0	1-2	0/2	2	0	3	2	0	0	1	12
at Morehead State	1-1	0-0	0-0	0/0	0	1	2	4	1	0	0	10
Lindenwood	5-6	0-0	2-3	4/4	8	2	12	1	3	0	2	21
SIU Edwardsville												
UT Martin												
Little Rock												
at Western Illinois												
at Eastern Illinois												
Morehead State												
Southern Indiana												
at SIU Edwardsville												
at Lindenwood												
at UT Martin												
at Little Rock												
Tennessee State												
Tennessee Tech												

• - Game Started

### 2025-26 SEASON/CAREER-HIGHS

Points	12	vs. Lindenwood (1/15/26)
Total Rebounds	8	vs. Lindenwood (1/15/26)
Offensive Rebounds	4	vs. Lindenwood (1/15/26)
Defensive Rebounds	4	vs. Lindenwood (1/15/26)
Field Goals Made	5	vs. Lindenwood (1/15/26)
Field Goals Attempted	6	2x, last vs. Lindenwood (1/15/26)
3-Point Field Goals Made	-	-
3-Point Field Goals Attempted	3	vs. St. Mary of the Woods (12/2/25)
Free Throws Made	2	2x, last vs. Lindenwood (1/15/26)
Free Throws Attempted	3	vs. Lindenwood (1/15/26)
Assists	5	vs. Saint Xavier (12/14/25)
Blocks	-	-
Steals	2	vs. Lindenwood (1/15/26)
Minutes	21	vs. Lindenwood (1/15/26)

### Farmer's Career Statistics at Southeast Missouri

#### Overall

Season	G-GS	Min	Avg	FG-FGA	Pct	3FG-3FGA	Pct	FT-FTA	Pct	Off	Def	Tot	Avg	PF	FO	A	TO	Blk	Stl	Pts	Avg
2025-26	17-0	177	10.4	16-37	.432	0-12	.000	7-13	.538	8	26	34	2.0	20	0	22	18	0	7	39	2.3

#### Ohio Valley Conference Games Only

Season	G-GS	Min	Avg	FG-FGA	Pct	3FG-3FGA	Pct	FT-FTA	Pct	Off	Def	Tot	Avg	PF	FO	A	TO	Blk	Stl	Pts	Avg
2025-26	7-0	72	10.3	7-11	.636	0-1	.000	3-5	.600	4	12	16	2.3	8	0	8	6	0	5	17	2.4



## 2025-26 REDHAWKS

SIU EDWARDSVILLE  
JANUARY 17



**FORWARD**  
6-7 | 215 | Sr.  
Nashville, Ill.  
Nashville H.S.  
Southwestern Illinois College



**22**

## SAXTON HOEPKER

## 2025-26 Notes

- Will miss the 2025-26 season due to a knee injury.

## Hoepker's Game-by-Game Statistics

2025-26	FG	3P	FT	O/D	REB	F	PTS	A	TO	B	S	M
at Saint Louis	DNP	-	-	-	-	-	-	-	-	-	-	-
at Missouri	DNP	-	-	-	-	-	-	-	-	-	-	-
Webster	DNP	-	-	-	-	-	-	-	-	-	-	-
St. Thomas (Minn.)	DNP	-	-	-	-	-	-	-	-	-	-	-
at Iowa	DNP	-	-	-	-	-	-	-	-	-	-	-
vs. Cal Poly	DNP	-	-	-	-	-	-	-	-	-	-	-
at Northern Arizona	DNP	-	-	-	-	-	-	-	-	-	-	-
Lipscomb	DNP	-	-	-	-	-	-	-	-	-	-	-
St. Mary of the Woods	DNP	-	-	-	-	-	-	-	-	-	-	-
at Chattanooga	DNP	-	-	-	-	-	-	-	-	-	-	-
Saint Xavier (Ill.)	DNP	-	-	-	-	-	-	-	-	-	-	-
at Tennessee Tech	DNP	-	-	-	-	-	-	-	-	-	-	-
at Tennessee State	DNP	-	-	-	-	-	-	-	-	-	-	-
Eastern Illinois	DNP	-	-	-	-	-	-	-	-	-	-	-
Western Illinois	DNP	-	-	-	-	-	-	-	-	-	-	-
at Southern Indiana	DNP	-	-	-	-	-	-	-	-	-	-	-
at Morehead State	DNP	-	-	-	-	-	-	-	-	-	-	-
Lindenwood	DNP	-	-	-	-	-	-	-	-	-	-	-
SIU Edwardsville												
UT Martin												
Little Rock												
at Western Illinois												
at Eastern Illinois												
Morehead State												
Southern Indiana												
at SIU Edwardsville												
at Lindenwood												
at UT Martin												
at Little Rock												
Tennessee State												
Tennessee Tech												

• - Game Started

## 2025-26 SEASON-HIGHS

Points	-	-
Total Rebounds	-	-
Offensive Rebounds	-	-
Defensive Rebounds	-	-
Field Goals Made	-	-
Field Goals Attempted	-	-
3-Point Field Goals Made	-	-
3-Point Field Goals Attempted	-	-
Free Throws Made	-	-
Free Throws Attempted	-	-
Assists	-	-
Blocks	-	-
Steals	-	-
Minutes	-	-

## CAREER-HIGHS

Points	2	3x, last at Morehead State (2/6/25)
Total Rebounds	4	vs. Crowley's Ridge (11/13/24)
Offensive Rebounds	2	2x, last vs. Westminster (12/29/24)
Defensive Rebounds	2	3x, last vs. St. Mary of the Woods (12/15/24)
Field Goals Made	1	3x, last at Morehead State (2/6/25)
Field Goals Attempted	2	5x, last at Lindenwood (1/23/25)
3-Point Field Goals Made	-	-
3-Point Field Goals Attempted	2	at Lindenwood (1/23/25)
Free Throws Made	1	vs. Westminster (12/29/24)
Free Throws Attempted	2	vs. Westminster (12/29/24)
Assists	1	3x, last vs. Little Rock (3/7/25)
Blocks	1	vs. Crowley's Ridge (11/13/24)
Steals	1	4x, last vs. St. Mary of the Woods (12/15/24)
Minutes	14	vs. Westminster (12/29/24)

## Hoepker's Career Statistics at Southeast Missouri

## Overall

Season	G-GS	Min	Avg	FG-FGA	Pct	3FG-3FGA	Pct	FT-FTA	Pct	Off	Def	Tot	Avg	PF	FO	A	TO	Blk	Stl	Pts	Avg
2024-25	33-19	613	18.6	70-158	.443	19-66	.288	33-46	.717	19	81	100	3.0	61	1	10	25	9	27	192	5.8
2025-26																					

Totals

## Ohio Valley Conference Games Only

Season	G-GS	Min	Avg	FG-FGA	Pct	3FG-3FGA	Pct	FT-FTA	Pct	Off	Def	Tot	Avg	PF	FO	A	TO	Blk	Stl	Pts	Avg
2024-25	20-13	384	19.2	33-80	.413	12-38	.316	16-20	.800	12	54	66	3.3	35	0	7	11	8	13	94	4.7
2025-26																					

Totals

## SOUTHEAST MISSOURI BASKETBALL NOTES

**SIU EDWARDSVILLE**  
**JANUARY 17****2025-26 REDHAWKS****DAVID IDADA****2025-26 Notes**

- Saw action in all 18 games, including nine off the bench.
- Scored a season-high eight points and pulled down four rebounds at Northern Arizona (11/26).
- Posted a season-best six boards vs. Cal Poly (11/25).
- Averages 2.7 points and 2.3 rebounds per game.
- Made a career-high six free throws vs. Lipscomb (11/29).
- Logged his first start of the season vs. St. Mary of the Woods (12/6).
- Started nine of the last 10 contests.

**Idada's Game-by-Game Statistics**

2025-26	FG	3P	FT	O/D	REB	F	PTS	A	TO	B	S	M
at Saint Louis	0-0	0-0	0-0	0/2	2	0	0	0	1	0	0	3
at Missouri	2-2	0-0	1-2	3/1	4	4	5	0	0	0	1	20
Webster	2-2	0-0	0-2	1/1	2	1	4	0	0	1	0	9
St. Thomas (Minn.)	0-0	0-0	0-0	0/0	0	3	0	1	0	0	0	11
at Iowa	0-0	0-0	0-0	0/2	2	2	0	0	1	0	1	15
vs. Cal Poly	0-0	0-0	0-0	3/3	6	0	0	0	2	1	0	7
at Northern Arizona	3-3	0-0	2-2	3/1	4	3	8	0	0	1	0	18
Lipscomb	0-1	0-0	6-6	2/2	4	1	6	0	0	0	0	13
St. Mary of the Woods*	3-3	0-0	0-0	0/0	0	0	6	0	0	1	0	12
at Chattanooga*	0-0	0-0	0-0	0/3	3	1	0	1	0	0	0	16
Saint Xavier (Ill.)*	2-2	0-0	1-2	1/2	3	0	5	1	1	1	0	13
at Tennessee Tech*	1-3	0-0	1-1	2/1	3	2	3	0	2	1	0	11
at Tennessee State*	0-0	0-0	2-2	0/1	1	0	2	0	0	0	0	8
Eastern Illinois*	2-2	0-0	0-1	1/1	2	1	4	0	0	0	0	9
Western Illinois*	0-0	0-0	0-0	0/0	0	1	0	1	1	0	0	9
at Southern Indiana*	0-0	0-0	0-0	0/0	0	2	0	0	1	0	0	9
at Morehead State*	0-1	0-0	0-0	0/2	2	1	0	1	1	0	0	10
Lindenwood	0-1	0-0	5-8	2/1	3	3	5	2	1	1	0	15

SIU Edwardsville

UT Martin

Little Rock

at Western Illinois

at Eastern Illinois

Morehead State

Southern Indiana

at SIU Edwardsville

at Lindenwood

at UT Martin

at Little Rock

Tennessee State

Tennessee Tech

• - Game Started

**2025-26 SEASON-HIGHS**

Points	8	at Northern Arizona (11/26/25)
Total Rebounds	6	vs. Cal Poly (11/25/25)
Offensive Rebounds	3	3x, last at Northern Arizona (11/26/25)
Defensive Rebounds	3	2x, last at Chattanooga (12/6/25)
Field Goals Made	3	2x, last vs. St. Mary of the Woods (12/2/25)
Field Goals Attempted	3	3x, last at Tennessee Tech (12/18/25)
3-Point Field Goals Made	-	-
3-Point Field Goals Attempted	-	-
Free Throws Made	6	vs. Lipscomb (11/29/25)
Free Throws Attempted	8	vs. Lindenwood (1/15/26)
Assists	2	vs. Lindenwood (1/15/26)
Blocks	1	7x, last vs. Lindenwood (1/15/26)
Steals	1	2x, last at Iowa (11/18/25)
Minutes	20	at Missouri (11/7/25)

**CAREER-HIGHS**

Points	9	vs. Harris-Stowe (12/6/23)
Total Rebounds	12	at Chattanooga (11/26/23)
Offensive Rebounds	7	vs. Missouri Baptist (12/3/23)
Defensive Rebounds	7	2x, last at SIU Edwardsville (2/27/25)
Field Goals Made	3	4x, last vs. St. Mary of the Woods (12/2/25)
Field Goals Attempted	7	at Southern Indiana (3/2/24)
3-Point Field Goals Made	-	-
3-Point Field Goals Attempted	1	at Chattanooga (11/26/23)
Free Throws Made	6	vs. Lipscomb (11/29/25)
Free Throws Attempted	8	vs. Lindenwood (1/15/26)
Assists	2	at Little Rock (1/27/24)
Blocks	2	4x, last at Lipscomb (12/5/24)
Steals	2	2x, last at UT Martin (1/4/25)
Minutes	24	at SIU Edwardsville (2/27/25)

**Idada's Career Statistics at Southeast Missouri****Overall**

Season	G-GS	Min	Avg	FG-FGA	Pct	3FG-3FGA	Pct	FT-FTA	Pct	Off	Def	Tot	Avg	PF	FO	A	TO	Blk	Stl	Pts	Avg
2023-24	29-4	275	9.5	21-46	.457	0-1	.000	16-44	.364	35	53	88	3.0	59	2	5	24	19	9	58	2.0
2024-25	33-0	322	9.8	28-39	.718	0-0	.000	12-35	.343	36	54	90	2.7	39	1	5	19	9	7	68	2.1
2025-26	18-9	213	11.8	15-20	.750	0-0	.000	18-26	.692	18	23	41	2.3	25	0	7	11	7	2	48	2.7
Totals	80-13	810	10.1	64-105	.610	0-1	.000	46-105	.438	89	130	219	2.7	123	3	17	54	29	18	174	2.2

**Ohio Valley Conference Games Only**

Season	G-GS	Min	Avg	FG-FGA	Pct	3FG-3FGA	Pct	FT-FTA	Pct	Off	Def	Tot	Avg	PF	FO	A	TO	Blk	Stl	Pts	Avg
2023-24	16-1	139	8.7	10-20	.500	0-0	.000	8-20	.400	17	25	42	2.6	34	1	3	10	4	5	28	1.9
2024-25	20-0	206	10.3	17-22	.773	0-0	.000	10-26	.385	23	38	61	3.1	27	0	3	12	5	5	44	2.2
2025-26	7-6	72	10.3	3-7	.429	0-0	.000	8-12	.667	5	6	11	1.6	10	0	4	6	2	0	14	2.0
Totals	43-7	417	9.7	30-49	.612	0-0	.000	26-58	.448	45	69	114	2.7	71	1	10	28	11	10	86	2.0

## 2025-26 REDHAWKS

SIU EDWARDSVILLE  
JANUARY 17

## ELLIOT LOWNDES

## 2025-26 Notes

- Appeared in Southeast Missouri's 18 games off the bench.
- Scored a season-high eight points vs. St. Mary of the Woods (12/2) and at Chattanooga (12/6).
- Knocked down seven 3-pointers.
- Made a career-high two threes at Tennessee State (12/20).
- Recorded two blocks at Northern Arizona (11/26) and Tennessee Tech (12/18).
- Tied a career-high with eight points vs. St. Mary of the Woods (12/2).
- Ranks tied for third on the team with nine blocks.

## Lowndes' Game-by-Game Statistics

2025-26	FG	3P	FT	O/D	REB	F	PTS	A	TO	B	S	M
at Saint Louis	1-1	0-0	0-1	0/2	2	3	2	0	0	1	0	12
at Missouri	0-0	0-0	0-0	0/0	0	1	0	0	0	0	1	3
Webster	3-4	1-2	0-0	1/2	3	0	7	1	0	1	0	12
St. Thomas (Minn.)	0-0	0-0	0-0	0/0	0	0	0	0	1	0	0	3
at Iowa	1-3	1-2	0-0	0/0	0	3	3	0	0	0	0	12
vs. Cal Poly	0-1	0-0	0-0	1/0	1	1	0	0	0	0	0	2
at Northern Arizona	1-1	0-0	0-0	0/2	2	2	2	0	0	2	0	8
Lipscomb	0-1	0-1	0-1	0/0	0	0	0	0	0	0	0	2
St. Mary of the Woods	3-5	1-2	1-1	1/4	5	2	8	0	2	0	0	9
at Chattanooga	4-6	0-1	0-1	2/0	2	1	8	1	1	1	0	10
Saint Xavier (Ill.)	2-4	1-3	0-0	1/2	3	3	5	0	1	1	1	13
at Tennessee Tech	2-4	1-2	1-2	1/5	6	4	6	0	0	2	0	12
at Tennessee State	2-3	2-2	0-0	1/2	3	3	6	1	1	0	0	10
Eastern Illinois	0-0	0-0	0-0	0/0	0	1	0	0	1	0	0	3
Western Illinois	0-1	0-1	0-0	0/0	0	2	0	0	0	0	1	8
at Southern Indiana	1-4	0-2	0-0	0/1	1	0	2	0	0	1	1	11
at Morehead State	1-1	0-0	0-0	0/0	0	0	2	0	0	0	1	7
Lindenwood	0-0	0-0	0-0	0/0	0	0	0	0	0	0	0	4
SIU Edwardsville												
UT Martin												
Little Rock												
at Western Illinois												
at Eastern Illinois												
Morehead State												
Southern Indiana												
at SIU Edwardsville												
at Lindenwood												
at UT Martin												
at Little Rock												
Tennessee State												
Tennessee Tech												

• - Game Started

## 2025-26 SEASON-HIGHS

Points	8	2x, last at Chattanooga (12/6/25)
Total Rebounds	6	at Tennessee Tech (12/18/25)
Offensive Rebounds	2	at Chattanooga (12/6/25)
Defensive Rebounds	5	at Tennessee Tech (12/18/25)
Field Goals Made	4	at Chattanooga (12/6/25)
Field Goals Attempted	6	at Chattanooga (12/6/25)
3-Point Field Goals Made	2	at Tennessee State (12/20/25)
3-Point Field Goals Attempted	3	vs. Saint Xavier (12/14/25)
Free Throws Made	1	2x, last at Tennessee Tech (12/18/25)
Free Throws Attempted	2	at Tennessee Tech (12/18/25)
Assists	1	3x, last at Tennessee State (12/20/25)
Blocks	2	2x, last at Tennessee Tech (12/18/25)
Steals	1	5x, last at Morehead State (1/10/26)
Minutes	13	vs. Saint Xavier (12/14/25)

## CAREER-HIGHS

Points	8	4x, last at Chattanooga (12/6/25)
Total Rebounds	8	at Central Arkansas (11/21/24)
Offensive Rebounds	2	5x, last at Southern Indiana (2/8/25)
Defensive Rebounds	7	at Central Arkansas (11/21/24)
Field Goals Made	4	3x, last at Chattanooga (12/6/25)
Field Goals Attempted	6	2x, last at Chattanooga (12/6/25)
3-Point Field Goals Made	2	at Tennessee State (12/20/25)
3-Point Field Goals Attempted	3	2x, last vs. Saint Xavier (12/14/25)
Free Throws Made	1	5x, last at Tennessee Tech (12/18/25)
Free Throws Attempted	2	4x, last at Tennessee Tech (12/18/25)
Assists	1	17x, last at Tennessee State (12/20/25)
Blocks	4	vs. Westminster (12/29/24)
Steals	2	vs. St. Mary of the Woods (12/15/24)
Minutes	19	vs. Chattanooga (11/17/24)

## Lowndes' Career Statistics at Southeast Missouri

## Overall

Season	G-GS	Min	Avg	FG-FGA	Pct	3FG-3FGA	Pct	FT-FTA	Pct	Off	Def	Tot	Avg	PF	FO	A	TO	Blk	Stl	Pts	Avg
2024-25	33-14	285	8.6	36-63	.571	0-8	.000	3-10	.300	19	70	89	2.7	46	0	14	11	21	8	75	2.3
2025-26	18-0	143	7.9	21-39	.538	7-18	.389	2-6	.333	8	20	28	1.6	26	0	3	7	9	5	51	2.8
Totals	51-14	428	8.4	57-102	.559	7-26	.269	5-16	.313	27	90	117	2.3	72	0	17	18	30	13	126	2.5

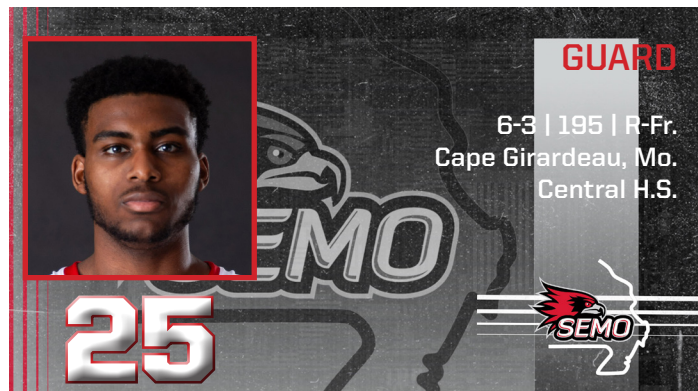
## Ohio Valley Conference Games Only

Season	G-GS	Min	Avg	FG-FGA	Pct	3FG-3FGA	Pct	FT-FTA	Pct	Off	Def	Tot	Avg	PF	FO	A	TO	Blk	Stl	Pts	Avg
2024-25	20-7	131	6.6	21-33	.636	0-1	.000	0-3	.000	10	34	44	2.2	24	0	8	8	7	3	42	2.1
2025-26	7-0	57	8.1	6-13	.462	3-7	.429	1-2	.500	2	8	10	1.4	10	0	1	2	3	3	16	2.3
Totals	27-7	188	7.0	27-46	.587	3-8	.375	1-5	.200	12	42	54	2.0	34	0	9	10	10	6	58	2.1



**SIU EDWARDSVILLE**  
**JANUARY 17**

**2025-26 REDHAWKS**



## JAY REYNOLDS

### 2025-26 Notes

- Played three minutes in his first career game at Saint Louis (11/3).
- Scored the first points of his career on two 3-pointers vs. Webster (11/12).
- Saw action in six games.
- Redshirted as a freshman in 2024-25.
- Made his first career free throw vs. Western Illinois (1/3).

### Reynolds' Game-by-Game Statistics

2025-26	FG	3P	FT	O/D	REB	F	PTS	A	TO	B	S	M
at Saint Louis	0-0	0-0	0-0	0/0	0	0	0	0	0	0	0	3
at Missouri	DNP	-	-	-	-	-	-	-	-	-	-	-
Webster	2-6	2-5	0-0	0/1	1	2	6	1	1	0	0	16
St. Thomas (Minn.)	DNP	-	-	-	-	-	-	-	-	-	-	-
at Iowa	0-1	0-1	0-0	0/0	0	0	0	0	0	0	0	1
vs. Cal Poly	DNP	-	-	-	-	-	-	-	-	-	-	-
at Northern Arizona	DNP	-	-	-	-	-	-	-	-	-	-	-
Lipscomb	DNP	-	-	-	-	-	-	-	-	-	-	-
St. Mary of the Woods	1-3	0-2	0-0	1/0	1	1	2	0	0	0	0	9
at Chattanooga	DNP	-	-	-	-	-	-	-	-	-	-	-
Saint Xavier (Ill.)	1-5	1-3	0-0	0/0	0	1	3	0	0	0	0	12
at Tennessee Tech	DNP	-	-	-	-	-	-	-	-	-	-	-
at Tennessee State	DNP	-	-	-	-	-	-	-	-	-	-	-
Eastern Illinois	DNP	-	-	-	-	-	-	-	-	-	-	-
Western Illinois	0-1	0-1	1-2	0/0	0	0	1	0	0	0	0	3
at Southern Indiana	DNP	-	-	-	-	-	-	-	-	-	-	-
at Morehead State	DNP	-	-	-	-	-	-	-	-	-	-	-
Lindenwood	DNP	-	-	-	-	-	-	-	-	-	-	-
SIU Edwardsville												
UT Martin												
Little Rock												
at Western Illinois												
at Eastern Illinois												
Morehead State												
Southern Indiana												
at SIU Edwardsville												
at Lindenwood												
at UT Martin												
at Little Rock												
Tennessee State												
Tennessee Tech												

• - Game Started

### 2025-26 SEASON/CAREER-HIGHS

Points	6	vs. Webster (11/12/25)
Total Rebounds	1	2x, last vs. St. Mary of the Woods (12/2/25)
Offensive Rebounds	1	vs. St. Mary of the Woods (12/2/25)
Defensive Rebounds	1	vs. Webster (11/12/25)
Field Goals Made	2	vs. Webster (11/12/25)
Field Goals Attempted	6	vs. Webster (11/12/25)
3-Point Field Goals Made	2	vs. Webster (11/12/25)
3-Point Field Goals Attempted	5	vs. Webster (11/12/25)
Free Throws Made	1	vs. Western Illinois (1/3/26)
Free Throws Attempted	2	vs. Western Illinois (1/3/26)
Assists	1	vs. Webster (11/12/25)
Blocks	-	-
Steals	-	-
Minutes	16	vs. Webster (11/12/25)

### Reynolds' Career Statistics at Southeast Missouri

#### Overall

Season	G-GS	Min	Avg	FG-FGA	Pct	3FG-3FGA	Pct	FT-FTA	Pct	Off	Def	Tot	Avg	PF	FO	A	TO	Blk	Stl	Pts	Avg
2025-26	6-0	45	7.5	4-16	.250	3-12	.250	1-2	.500	1	1	2	0.3	4	0	1	1	0	0	12	2.0

#### Ohio Valley Conference Games Only

Season	G-GS	Min	Avg	FG-FGA	Pct	3FG-3FGA	Pct	FT-FTA	Pct	Off	Def	Tot	Avg	PF	FO	A	TO	Blk	Stl	Pts	Avg
2025-26	1-0	3	3.0	0-1	.000	0-1	.000	1-2	.500	0	0	0	0.0	0	0	0	0	0	0	1	1.0



## 2025-26 REDHAWKS

SIU EDWARDSVILLE  
JANUARY 17

## TRACE SADLER

## 2025-26 Notes

- Participated in 10 games off the bench.
- Played nine minutes vs. Webster (11/12).
- Scored his first career points on a follow up dunk at Iowa (11/18).
- Finished with four points and two rebounds vs. St. Mary of the Woods (12/2).
- Posted a season-high six points on three alleyoop dunks vs. Saint Xavier (12/14).

## Sadler's Game-by-Game Statistics

2025-26	FG	3P	FT	O/D	REB	F	PTS	A	TO	B	S	M
at Saint Louis	0-0	0-0	0-0	0/0	0	0	0	0	0	0	0	3
at Missouri	0-0	0-0	0-0	0/0	0	0	0	0	0	0	0	1
Webster	0-0	0-0	0-0	0/1	1	1	0	0	0	2	0	9
St. Thomas (Minn.)	DNP	-	-	-	-	-	-	-	-	-	-	-
at Iowa	1-1	0-0	0-0	1/0	1	1	2	0	0	0	0	5
vs. Cal Poly	0-0	0-0	0-0	0/0	0	0	0	0	0	0	0	1
at Northern Arizona	DNP	-	-	-	-	-	-	-	-	-	-	-
Lipscomb	DNP	-	-	-	-	-	-	-	-	-	-	-
St. Mary of the Woods	2-3	0-0	0-0	0/2	2	1	4	0	1	0	0	8
at Chattanooga	DNP	-	-	-	-	-	-	-	-	-	-	-
Saint Xavier (Ill.)	3-3	0-0	0-1	0/1	1	0	6	0	0	0	0	7
at Tennessee Tech	0-0	0-0	0-0	0/0	0	0	0	0	1	0	0	1
at Tennessee State	DNP	-	-	-	-	-	-	-	-	-	-	-
Eastern Illinois	DNP	-	-	-	-	-	-	-	-	-	-	-
Western Illinois	0-0	0-0	0-0	0/0	0	0	0	0	0	1	0	3
at Southern Indiana	DNP	-	-	-	-	-	-	-	-	-	-	-
at Morehead State	DNP	-	-	-	-	-	-	-	-	-	-	-
Lindenwood	0-0	0-0	0-0	0/0	0	0	0	0	0	0	0	1
SIU Edwardsville												
UT Martin												
Little Rock												
at Western Illinois												
at Eastern Illinois												
Morehead State												
Southern Indiana												
at SIU Edwardsville												
at Lindenwood												
at UT Martin												
at Little Rock												
Tennessee State												
Tennessee Tech												

• - Game Started

## 2025-26 SEASON/CAREER-HIGHS

Points	6	vs. Saint Xavier (12/14/25)
Total Rebounds	2	vs. St. Mary of the Woods (12/2/25)
Offensive Rebounds	1	at Iowa (11/18/25)
Defensive Rebounds	2	vs. St. Mary of the Woods (12/2/25)
Field Goals Made	3	vs. Saint Xavier (12/14/25)
Field Goals Attempted	3	2x, last vs. Saint Xavier (12/14/25)
3-Point Field Goals Made	-	-
3-Point Field Goals Attempted	-	-
Free Throws Made	-	-
Free Throws Attempted	1	vs. Saint Xavier (12/14/25)
Assists	-	-
Blocks	2	vs. Webster (11/12/25)
Steals	-	-
Minutes	9	vs. Webster (11/12/25)


## Sadler's Career Statistics at Southeast Missouri

Overall																			
Season	G-GS	Min	Avg	FG-FGA	Pct	3FG-3FGA	Pct	FT-FTA	Pct	Off	Def	Tot	Avg	PF	FO	A	TO	Blk	Stl
2025-26	10-0	41	4.1	6-7	.857	0-0	.000	0-1	.000	1	4	5	0.5	3	0	0	2	3	0
Ohio Valley Conference Games Only																			
Season	G-GS	Min	Avg	FG-FGA	Pct	3FG-3FGA	Pct	FT-FTA	Pct	Off	Def	Tot	Avg	PF	FO	A	TO	Blk	Stl
2025-26	3-0	5	1.7	0-0	.000	0-0	.000	0-0	.000	0	0	0	0.0	0	0	0	1	1	0



**SIU EDWARDSVILLE**  
**JANUARY 17**

**2025-26 REDHAWKS**



## BLAIZE SAGNA

### 2025-26 Notes

- Did not see action in Southeast Missouri's season-opener at Saint Louis (11/3).
- Scored five points in 16 minutes off the bench vs. Webster (11/12).
- Averages 1.3 points and 1.3 rebounds.
- Posted a season-high four rebounds vs. St. Mary of the Woods (12/2).
- Finished with a season-high four steals vs. Lindenwood (1/15).
- Played in 13 games.

### Sagna's Game-by-Game Statistics

2025-26	FG	3P	FT	O/D	REB	F	PTS	A	TO	B	S	M
at Saint Louis	DNP	-	-	-	-	-	-	-	-	-	-	-
at Missouri	0-0	0-0	0-0	0/2	2	0	0	0	0	0	0	2
Webster	1-5	1-4	2-2	0/1	1	2	5	1	1	0	0	16
St. Thomas (Minn.)	0-0	0-0	0-0	0/0	0	1	0	0	0	0	0	9
at Iowa	1-2	0-0	0-0	1/1	2	0	2	0	0	0	0	6
vs. Cal Poly	1-3	0-2	1-1	1/2	3	0	3	1	0	0	0	13
at Northern Arizona	1-2	0-1	0-0	0/1	1	0	2	1	0	1	1	9
Lipscomb	0-0	0-0	0-0	0/1	1	0	0	0	0	0	0	5
St. Mary of the Woods	1-1	0-0	0-0	2/2	4	1	2	0	0	0	0	12
at Chattanooga	DNP	-	-	-	-	-	-	-	-	-	-	-
Saint Xavier (Ill.)	0-3	0-2	0-0	0/1	1	1	0	0	1	0	0	9
at Tennessee Tech	DNP	-	-	-	-	-	-	-	-	-	-	-
at Tennessee State	0-0	0-0	0-0	0/0	0	2	0	0	0	0	0	2
Eastern Illinois	DNP	-	-	-	-	-	-	-	-	-	-	-
Western Illinois	0-0	0-0	0-1	0/0	0	0	0	1	0	0	0	5
at Southern Indiana	0-0	0-0	0-0	0/0	0	0	0	0	0	0	0	0+
at Morehead State	DNP	-	-	-	-	-	-	-	-	-	-	-
Lindenwood	1-3	1-3	0-0	1/1	2	4	3	1	0	0	4	17
SIU Edwardsville												
UT Martin												
Little Rock												
at Western Illinois												
at Eastern Illinois												
Morehead State												
Southern Indiana												
at SIU Edwardsville												
at Lindenwood												
at UT Martin												
at Little Rock												
Tennessee State												
Tennessee Tech												

• - Game Started

### 2025-26 SEASON/CAREER-HIGHS

Points	5	vs. Webster (11/12/25)
Total Rebounds	4	vs. St. Mary of the Woods (12/2/25)
Offensive Rebounds	2	3x, last vs. St. Mary of the Woods (12/2/25)
Defensive Rebounds	2	3x, last vs. St. Mary of the Woods (12/2/25)
Field Goals Made	1	5x, last vs. Lindenwood (1/15/26)
Field Goals Attempted	5	vs. Webster (11/12/25)
3-Point Field Goals Made	1	2x, last vs. Lindenwood (1/15/26)
3-Point Field Goals Attempted	4	vs. Webster (11/12/25)
Free Throws Made	2	vs. Webster (11/12/25)
Free Throws Attempted	2	vs. Webster (11/12/25)
Assists	1	5x, last vs. Lindenwood (1/15/26)
Blocks	1	at Northern Arizona (11/26/25)
Steals	4	vs. Lindenwood (1/15/26)
Minutes	17	vs. Lindenwood (1/15/26)

### Sagna's Career Statistics at Southeast Missouri

#### Overall

Season	G-GS	Min	Avg	FG-FGA	Pct	3FG-3FGA	Pct	FT-FTA	Pct	Off	Def	Tot	Avg	PF	FO	A	TO	Blk	Stl	Pts	Avg
2025-26	13-0	109	8.4	6-19	.316	2-12	.167	3-4	.750	5	12	17	1.3	11	0	5	2	1	5	17	1.3

#### Ohio Valley Conference Games Only

Season	G-GS	Min	Avg	FG-FGA	Pct	3FG-3FGA	Pct	FT-FTA	Pct	Off	Def	Tot	Avg	PF	FO	A	TO	Blk	Stl	Pts	Avg
2025-26	4-0	24	6.0	1-3	.333	1-3	.333	0-1	.000	1	1	2	0.5	6	0	2	0	0	4	3	0.8

## 2025-26 REDHAWKS

SIU EDWARDSVILLE  
JANUARY 17


**GUARD**

6-5 | 205 | Sr.  
Fairview Heights, Ill.  
Cardinal Ritter H.S.  
Murray State

**44**



## BRAXTON STACKER

## 2025-26 Notes

- Pitched in double figures in 15 of his 18 starts.
- Is the Redhawks second-leading scorer with 12.3 points per game.
- Dropped in a career-high 26 points at Missouri (11/7).
- Also made a perfect 7-of-7 free throws, drained three 3-pointers and grabbed a team-high six rebounds against the Tigers.
- Scored 12 points, had two rebounds, one block and three steals in his first start of the season at Saint Louis (11/3).
- Added 10 points vs. Webster (11/12).
- Ranks second on the team with 28 three-pointers made.
- Leads the team with 21 steals and is SEMO's second-best free throw shooter (49-of-58, .845).
- Ranks 18th in the Ohio Valley Conference in scoring, second in free throw percentage and 13th in 3-pointers made.
- Scored double figures in 12 of his last 14 starts.

## Stacker's Game-by-Game Statistics

2025-26	FG	3P	FT	O/D	REB	F	PTS	A	TO	B	S	M
at Saint Louis*	4-8	1-3	3-3	0/2	2	1	12	0	2	1	3	30
at Missouri*	8-14	3-8	7-7	1/5	6	4	26	2	3	1	2	31
Webster*	4-7	2-4	0-0	0/3	3	0	10	1	0	0	1	16
St. Thomas (Minn.)*	2-8	1-4	0-0	0/2	2	3	5	0	0	1	1	29
at Iowa*	4-9	1-4	2-2	1/2	3	2	11	0	2	0	1	23
vs. Cal Poly*	6-12	2-6	4-4	0/2	2	3	18	6	2	0	2	31
at Northern Arizona*	6-13	3-8	0-0	0/2	2	4	15	0	1	0	2	32
Lipscomb*	6-13	3-8	9-11	3/3	6	3	24	4	2	0	0	37
St. Mary of the Woods* 4-6	2-4	0-0	0/1	1	1	1	10	5	1	0	2	18
at Chattanooga*	3-12	2-7	4-4	0/3	3	2	12	1	0	0	0	32
Saint Xavier (Ill.)*	3-5	2-3	4-4	0/4	4	1	12	1	3	1	3	22
at Tennessee Tech*	3-11	1-5	5-5	1/1	2	4	12	1	1	0	2	34
at Tennessee State*	4-9	1-4	2-3	1/3	4	3	11	5	1	2	0	32
Eastern Illinois*	5-13	2-6	3-5	2/3	5	4	15	4	0	1	1	27
Western Illinois*	2-8	0-2	1-3	1/2	3	2	5	0	1	0	0	27
at Southern Indiana*	1-3	0-0	0-0	0/0	0	3	2	0	1	0	0	14
at Morehead State*	3-11	1-5	3-5	2/4	6	1	10	0	1	0	1	29
Lindenwood*	4-9	1-3	2-2	0/1	1	5	11	1	2	0	0	29

SIU Edwardsville

UT Martin

Little Rock

at Western Illinois

at Eastern Illinois

Morehead State

Southern Indiana

at SIU Edwardsville

at Lindenwood

at UT Martin

at Little Rock

Tennessee State

Tennessee Tech

• - Game Started

## 2025-26 SEASON-HIGHS

Points	26	at Missouri (11/7/25)
Total Rebounds	6	3x, last at Morehead State (11/10/26)
Offensive Rebounds	3	vs. Lipscomb (11/29/25)
Defensive Rebounds	5	at Missouri (11/7/25)
Field Goals Made	8	at Missouri (11/7/25)
Field Goals Attempted	14	at Missouri (11/7/25)
3-Point Field Goals Made	3	3x, last vs. Lipscomb (11/29/25)
3-Point Field Goals Attempted	8	3x, last vs. Lipscomb (11/29/25)
Free Throws Made	9	vs. Lipscomb (11/29/25)
Free Throws Attempted	11	vs. Lipscomb (11/29/25)
Assists	6	vs. Cal Poly (11/25/25)
Blocks	2	at Tennessee State (12/20/25)
Steals	3	2x, last vs. Saint Xavier (12/14/25)
Minutes	37	vs. Lipscomb (11/29/25)

## CAREER-HIGHS

Points	26	at Missouri (11/7/25)
Total Rebounds	9	at SIU Edwardsville (2/27/25)
Offensive Rebounds	3	4x, last vs. Lipscomb (11/29/25)
Defensive Rebounds	9	at SIU Edwardsville (2/27/25)
Field Goals Made	8	2x, last at Missouri (11/7/25)
Field Goals Attempted	14	at Missouri (11/7/25)
3-Point Field Goals Made	6	at UT Martin (1/4/25)
3-Point Field Goals Attempted	9	at UT Martin (1/4/25)
Free Throws Made	9	vs. Lipscomb (11/29/25)
Free Throws Attempted	11	vs. Lipscomb (11/29/25)
Assists	6	vs. Cal Poly (11/25/25)
Blocks	4	at UT Martin (1/4/25)
Steals	4	at Morehead State (2/29/24)
Minutes	37	vs. Lipscomb (11/29/25)

## Stacker's Career Statistics at Southeast Missouri

## Overall

Season	G-GS	Min	Avg	FG-FGA	Pct	3FG-3FGA	Pct	FT-FTA	Pct	Off	Def	Tot	Avg	PF	FO	A	TO	Blk	Stl	Pts	Avg
2023-24	30-26	606	20.2	73-178	.410	15-51	.294	60-74	.811	31	63	94	3.1	70	1	21	35	15	29	221	7.4
2024-25	27-1	601	22.3	77-171	.450	35-85	.412	51-62	.823	17	66	83	3.1	44	1	36	23	17	24	240	8.9
2025-26	18-18	498	27.7	72-171	.421	28-84	.333	49-58	.845	12	43	55	3.1	46	1	31	23	7	21	221	12.3
Totals	75-45	1705	22.7	222-520	.427	78-220	.355	160-194	.825	60	172	232	3.1	160	3	88	81	39	74	682	9.1

## Ohio Valley Conference Games Only

Season	G-GS	Min	Avg	FG-FGA	Pct	3FG-3FGA	Pct	FT-FTA	Pct	Off	Def	Tot	Avg	PF	FO	A	TO	Blk	Stl	Pts	Avg
2023-24	17-14	363	21.4	38-85	.447	8-25	.320	42-48	.875	19	36	55	3.2	42	1	12	13	8	18	126	7.4
2024-25	20-0	474	23.7	59-124	.476	29-61	.475	41-48	.854	14	50	64	3.2	34	1	29	16	15	16	188	9.4
2025-26	7-7	192	27.4	22-64	.344	6-25	.240	16-23	.696	7	14	21	3.0	22	1	11	7	3	4	66	9.4
Totals	44-21	1029	23.4	119-273	.436	43-111	.387	99-119	.832	40	100	140	3.2	98	3	52	36	26	38	380	8.6

## SOUTHEAST MISSOURI BASKETBALL NOTES

**SIU EDWARDSVILLE**  
**JANUARY 17****2025-26 REDHAWKS****BRENDAN TERRY****2025-26 Notes**

- Averages 10.2 points and 4.8 rebounds through 18 games and nine starts.
- Dropped in 13 points in 25 minutes during his first start of the season at Saint Louis (11/3).
- Poured in a career-high 30 points off the bench at Southern Indiana (1/8) becoming the first SEMO player to score 30 points in a game in 2025-26.
- Followed that up with 13 points at Morehead State (1/10) for his third-straight double-digit scoring game.
- Scored 14 points vs. St. Thomas (11/15) and at Northern Arizona (11/26).
- Started 42 of 51 games in his career.
- Turned in a double-double 10 points and 10 rebounds vs. Lipscomb (11/29).
- Leads the team with 13 blocks.
- Scored double figures in four-straight games.

**2025-26 SEASON-HIGHS**

Points	30	at Southern Indiana (1/8/26)
Total Rebounds	10	vs. Lipscomb (11/29/25)
Offensive Rebounds	4	vs. Lipscomb (11/29/25)
Defensive Rebounds	6	vs. Lipscomb (11/29/25)
Field Goals Made	13	at Southern Indiana (1/8/26)
Field Goals Attempted	16	at Southern Indiana (1/8/26)
3-Point Field Goals Made	2	at Southern Indiana (1/8/26)
3-Point Field Goals Attempted	2	2x, last at Southern Indiana (1/8/26)
Free Throws Made	5	vs. Webster (11/12/25)
Free Throws Attempted	9	at Southern Indiana (1/8/26)
Assists	5	at Tennessee State (12/20/25)
Blocks	4	vs. Eastern Illinois (1/1/26)
Steals	2	4x, last at Southern Indiana (1/8/26)
Minutes	32	at Southern Indiana (1/8/26)

**Terry's Game-by-Game Statistics**

2025-26	FG	3P	FT	O/D	REB	F	PTS	A	TO	B	S	M
at Saint Louis*	5-13	0-1	3-4	1/1	2	2	13	0	2	0	2	25
at Missouri*	2-5	0-1	0-0	1/2	3	5	4	1	2	0	1	13
Webster*	1-3	0-1	5-8	0/2	2	1	7	2	0	0	1	13
St. Thomas (Minn.)*	7-11	0-0	0-3	2/1	3	4	14	2	2	1	1	22
at Iowa*	5-5	0-0	2-3	0/4	4	2	12	1	1	0	0	25
vs. Cal Poly*	3-6	0-0	0-1	0/5	5	4	6	0	2	1	1	28
at Northern Arizona*	6-10	1-1	1-3	2/2	4	3	14	3	2	0	1	19
Lipscomb*	5-11	0-0	0-0	4/6	10	3	10	0	3	0	0	23
St. Mary of the Woods	5-12	0-2	3-3	1/4	5	0	13	2	0	1	2	19
at Chattanooga	3-7	0-0	0-0	3/2	5	5	6	2	2	1	2	19
Saint Xavier (Ill.)	2-6	0-0	0-1	3/2	5	1	4	0	0	1	0	13
at Tennessee Tech	2-4	1-1	0-0	1/2	3	5	5	0	1	1	0	10
at Tennessee State	3-5	0-1	3-6	2/3	5	3	9	5	1	0	0	30
Eastern Illinois	2-7	0-0	0-0	2/4	6	2	4	5	0	4	0	31
Western Illinois	5-8	0-1	0-0	2/3	5	2	10	1	2	1	1	21
at Southern Indiana	13-16	2-2	2-9	3/5	8	4	30	2	2	2	2	32
at Morehead State	5-5	1-1	2-5	3/2	5	3	13	2	1	0	1	23
Lindenwood*	3-7	1-1	3-4	1/5	6	5	10	1	5	0	0	22

SIU Edwardsville

UT Martin

Little Rock

at Western Illinois

at Eastern Illinois

Morehead State

Southern Indiana

at SIU Edwardsville

at Lindenwood

at UT Martin

at Little Rock

Tennessee State

Tennessee Tech

• - Game Started

**CAREER-HIGHS**

Points	30	at Southern Indiana (1/8/26)
Total Rebounds	10	vs. Lipscomb (11/29/25)
Offensive Rebounds	5	vs. Tennessee State (2/1/25)
Defensive Rebounds	7	2x, last at Eastern Illinois (3/1/25)
Field Goals Made	13	at Southern Indiana (1/8/26)
Field Goals Attempted	16	at Southern Indiana (1/8/26)
3-Point Field Goals Made	2	at Southern Indiana (1/8/26)
3-Point Field Goals Attempted	2	2x, last at Southern Indiana (1/8/26)
Free Throws Made	10	vs. Tennessee State (2/1/25)
Free Throws Attempted	11	vs. Tennessee State (2/1/25)
Assists	5	2x, last at Tennessee State (12/20/25)
Blocks	4	vs. Eastern Illinois (1/1/26)
Steals	4	at Little Rock (2/11/25)
Minutes	33	vs. Morehead State (1/11/25)

**Terry's Career Statistics at Southeast Missouri****Overall**

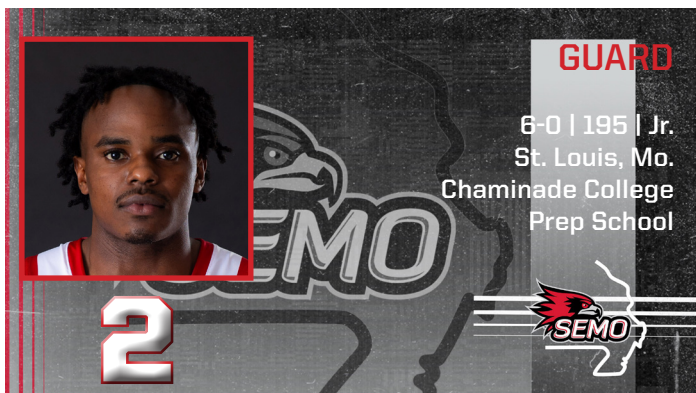
Season	G-GS	Min	Avg	FG-FGA	Pct	3FG-3FGA	Pct	FT-FTA	Pct	Off	Def	Tot	Avg	PF	FO	A	TO	Blk	Stl	Pts	Avg
2024-25	33-33	765	23.2	141-216	.653	1-1	1.000	87-125	.696	53	95	148	4.5	91	5	42	54	24	43	370	11.2
2025-26	18-9	394	21.9	77-141	.546	6-13	.462	24-50	.480	31	55	86	4.8	54	4	29	28	13	15	184	10.2
Totals	51-42	1159	22.7	218-357	.611	7-14	.500	111-175	.634	84	150	234	4.6	145	9	71	82	37	58	554	10.9

**Ohio Valley Conference Games Only**

Season	G-GS	Min	Avg	FG-FGA	Pct	3FG-3FGA	Pct	FT-FTA	Pct	Off	Def	Tot	Avg	PF	FO	A	TO	Blk	Stl	Pts	Avg
2024-25	20-20	517	25.9	99-151	.656	1-1	1.000	63-90	.700	33	62	95	4.8	55	3	29	33	19	22	262	13.1
2025-26	7-1	171	24.4	33-52	.635	5-7	.714	10-24	.417	14	24	38	5.4	24	2	16	12	8	4	81	11.6
Totals	27-21	688	25.5	132-203	.650	6-8	.750	73-114	.640	47	86	133	4.9	79	5	45	45	27	26	343	12.7



## 2025-26 REDHAWKS

SIU EDWARDSVILLE  
JANUARY 17

## BJ WARD

## 2025-26 Notes

- Ranks third on the team in scoring with 11.4 points a game.
- Led Southeast Missouri with 16 points in his first start of the season at Saint Louis (11/3).
- Pitched in a career-high 23 points vs. Western Illinois (1/3).
- St. Louis native who played against SLU for the first time in his career.
- Made 4-of-6 free throws, knocked down two 3-pointers and dished out three assists.
- Scored SEMO's first points of the season on a 3-pointer to give the Redhawks an early lead against the Billikens.
- Tied a career-high seven assists at Missouri (11/7), vs. Webster (11/12) and at Northern Arizona (11/26).
- Leads the team with 73 assists and is third with 23 three-pointers made. Ranks first on the team with a .860 free throw percentage.
- Ranks fourth in the Ohio Valley Conference in assists (4.1 apg) and fifth in assist/turnover ratio (1.83).

## 2025-26 SEASON-HIGHS

Points	23	vs. Western Illinois (1/3/26)
Total Rebounds	9	vs. Western Illinois (1/3/26)
Offensive Rebounds	4	at Tennessee Tech (12/18/25)
Defensive Rebounds	7	vs. Western Illinois (1/3/26)
Field Goals Made	9	vs. St. Thomas (11/15/25)
Field Goals Attempted	18	2x, last at Tennessee Tech (12/18/25)
3-Point Field Goals Made	3	3x, last vs. Western Illinois (1/3/26)
3-Point Field Goals Attempted	10	at Tennessee Tech (12/18/25)
Free Throws Made	5	vs. Cal Poly (11/25/25)
Free Throws Attempted	6	2x, last vs. Cal Poly (11/25/25)
Assists	7	3x, last at Northern Arizona (11/26/25)
Blocks	1	2x, last at Southern Indiana (1/8/26)
Steals	4	vs. St. Mary of the Woods (12/2/25)
Minutes	37	at Missouri (11/7/25)

## Ward's Game-by-Game Statistics

2025-26	FG	3P	FT	O/D	REB	F	PTS	A	TO	B	S	M
at Saint Louis*	5-14	2-4	4-6	1/1	2	2	16	3	1	0	1	32
at Missouri*	2-9	0-2	0-0	1/1	2	2	4	7	3	0	1	37
Webster*	3-8	1-4	0-0	0/1	1	1	7	7	1	0	2	21
St. Thomas (Minn.)*	9-18	1-6	0-0	2/1	3	3	19	2	2	0	0	29
at Iowa*	3-8	1-3	1-2	0/0	0	2	8	5	3	0	0	32
vs. Cal Poly*	3-10	1-6	5-6	1/2	3	4	12	2	2	0	2	27
at Northern Arizona*	2-14	0-6	3-4	0/2	2	4	7	7	1	0	0	27
Lipscomb*	7-15	1-2	4-4	1/0	1	3	19	2	5	0	0	30
St. Mary of the Woods*	3-3	0-0	0-0	1/2	3	1	6	4	0	0	4	26
at Chattanooga*	4-8	2-4	0-0	1/0	1	2	10	4	3	0	1	36
Saint Xavier (Ill.)*	2-6	0-4	0-0	0/4	4	1	4	4	1	0	0	23
at Tennessee Tech*	6-18	3-10	4-4	4/2	6	1	19	4	4	0	0	31
at Tennessee State*	4-10	2-5	4-4	0/1	1	2	14	2	7	1	2	29
Eastern Illinois*	4-9	3-6	0-0	1/0	1	0	11	3	2	0	2	34
Western Illinois*	8-13	3-3	4-4	2/7	9	4	23	5	2	0	2	31
at Southern Indiana*	4-10	2-6	3-3	0/2	2	2	13	5	3	1	2	31
at Morehead State*	3-9	0-3	4-4	0/0	0	4	10	4	0	0	0	26
Lindenwood*	1-11	1-8	1-2	1/0	1	0	4	3	0	0	0	30
SIU Edwardsville												
UT Martin												
Little Rock												
at Western Illinois												
at Eastern Illinois												
Morehead State												
Southern Indiana												
at SIU Edwardsville												
at Lindenwood												
at UT Martin												
at Little Rock												
Tennessee State												
Tennessee Tech												

• - Game Started

## CAREER-HIGHS

Points	23	vs. Western Illinois (1/3/26)
Total Rebounds	10	vs. Crowley's Ridge (11/13/24)
Offensive Rebounds	4	at Tennessee Tech (12/18/25)
Defensive Rebounds	9	vs. Crowley's Ridge (11/13/24)
Field Goals Made	9	vs. St. Thomas (11/15/25)
Field Goals Attempted	18	2x, last at Tennessee Tech (12/18/25)
3-Point Field Goals Made	6	at Vanderbilt (11/10/24)
3-Point Field Goals Attempted	10	2x, last at Tennessee Tech (12/18/25)
Free Throws Made	5	at Tennessee State (1/2/25)
Free Throws Attempted	6	2x, last at Saint Louis (11/3/25)
Assists	7	6x, last at Northern Arizona (11/26/25)
Blocks	1	9x, last at Southern Indiana (1/8/26)
Steals	4	2x, last vs. St. Mary of the Woods (12/2/25)
Minutes	37	2x, last at Missouri (11/7/25)

## Ward's Career Statistics at Southeast Missouri

## Overall

Season	G-GS	Min	Avg	FG-FGA	Pct	3FG-3FGA	Pct	FT-FTA	Pct	Off	Def	Tot	Avg	PF	FO	A	TO	Blk	Stl	Pts	Avg
2023-24	29-2	541	18.7	47-150	.313	11-68	.162	10-17	.588	6	32	38	1.3	30	0	55	24	2	17	115	4.0
2024-25	33-32	935	28.3	102-268	.381	51-145	.352	23-28	.821	20	57	77	2.3	73	2	74	44	5	30	278	8.4
2025-26	18-18	535	29.7	73-193	.378	23-82	.280	37-43	.860	16	26	42	2.3	38	0	73	40	2	19	206	11.4
Totals	80-52	2011	25.1	222-611	.363	85-295	.288	70-88	.795	42	115	157	2.0	141	2	202	108	9	66	599	7.5

## Ohio Valley Conference Games Only

Season	G-GS	Min	Avg	FG-FGA	Pct	3FG-3FGA	Pct	FT-FTA	Pct	Off	Def	Tot	Avg	PF	FO	A	TO	Blk	Stl	Pts	Avg
2023-24	17-2	275	16.2	25-82	.305	5-34	.147	6-11	.545	3	14	17	1.0	10	0	25	14	0	8	61	3.6
2024-25	20-20	562	28.1	59-157	.376	33-92	.359	12-15	.800	12	31	43	2.2	43	0	35	22	5	17	163	8.2
2025-26	7-7	212	30.3	30-80	.375	14-41	.341	20-21	.952	8	12	20	2.9	13	0	26	18	2	8	94	13.4
Totals	44-29	1049	23.8	114-319	.357	52-167	.311	38-47	.809	23	57	80	1.8	66	0	86	54	7	33	318	7.2



**SIU EDWARDSVILLE**  
**JANUARY 17**

## GAME SUMMARIES

### GAME 1



# FINAL SCORE

NOVEMBER 3, 2025  
ST. LOUIS, MO.

1ST HALF	2ND HALF	FINAL
35	32	67
44	48	92

**ST. LOUIS** - BJ Ward scored 16 points to lead four players in double figures as Southeast Missouri dropped its season-opener to Saint Louis.

SEMO held a 19-9 advantage in points off turnovers but couldn't overcome SLU's 48 points in the paint.

The Redhawks started strong leading for the opening 7:36 of the contest.

A native of St. Louis, Ward drained a 3-pointer for his team's first points of the season and Brendan Terry later made a layup to give the Redhawks their largest lead of the first half at 11-6 with 15:32 remaining.

After Marqueas Bell's pullup jumper put SEMO ahead 22-21, SLU put together a 10-0 run over the next 1:15.

Robbie Avila started the surge with a 3-pointer and SLU added four-straight free throws before Ishan Sharma buried a three to give the Billikens a 31-22 advantage at the 7:00 mark.

SLU used another jaunt, this time 7-0, to take its first

double-digit lead of the night. Avila knocked down a 3-pointer to cap that stretch as the Billikens widened their lead to 44-33 with a little under two minutes to go.

Terry's jumper beat the buzzer and lowered SLU's margin to 44-35 at the half.

The Billikens outscored SEMO, 48-32, in the second half and led by as many as 26 to close out their season-opening victory.

Ward shot 5-of-14 from the field, made a pair of 3-pointer and hit 4-of-6 free throws. He added a team-high three assists, as well.

Terry and Braxton Stacker followed with 14 and 12 points, respectively.

Bell was SEMO's other double-digit scorer with 10 points off the bench.

SLU shot 51.7 percent from the field in the first half and finished at just under 50 percent (49.3) for the game.

Avila paved the way with a double-double 18 points and 11 rebounds. Dion Brown turned in a double-double 11 points and 11 rebounds too.

SLU outrebounded SEMO, 54-29, and knocked down nine 3-pointers.

The Redhawks and Billikens met for the seventh time in SEMO's NCAA Division I era. All of those games were played in St. Louis with the last five matchups at Chaifetz Arena.

This year marked the fourth time SEMO opened a season against SLU. The Redhawks are now 13-22 all-time in season-openers since moving to the NCAA Division I ranks in 1991-92. Additionally, it was the 19th time in 20 years where SEMO played its season-opener away from home.

## Saint Louis 92, Southeast Missouri 67



Official Basketball Box Score - Final  
Southeast Mo. St. at Saint Louis  
11/03/25 Chaifetz Arena, St. Louis  
2025-26 Men's Basketball

Game Time: 7:00 PM  
Game Duration: 2:02  
Attendance: 5,364

Officials: Brian Shore, Cody Crum, Grant Toddy

Southeast Mo. St. - 67

Record: 0-1

NO.	Name	Min	FG	3P	FT	Rebounds	Fouls	TP	AS	ST	Blocks	+/-
			M-A	M-A	M-A	OR DR TOT	PF				BS BA	
15	Brendan Terry	F 25:47	5-13	0-1	3-4	1 1 2	2 3	13	0	2	2	0 -11
2	BJ Ward	G 32:18	5-14	2-4	4-6	1 1 2	2 5	16	3	1	1	0 -18
4	Troy Cole Jr.	G 12:08	1-4	1-4	2-2	0 2 2	4 2	5	1	0	0	0 -8
10	Luke Almodovar	G 23:01	2-7	1-4	3-6	2 2 4	3 4	8	0	1	0	1 -15
44	Braxton Stacker	G 29:37	4-8	1-3	3-3	0 2 2	1 4	12	0	2	3	1 -12
7	Landren Blocker	23:42	0-4	0-1	0-0	2 5 7	1 1	0	1	2	0	1 -20
30	Elliot Lowmides	12:16	1-1	0-0	0-1	0 2 2	3 2	2	0	0	1	0 -13
55	Marqueas Bell	22:16	4-9	0-1	2-2	0 4 4	1 3	10	1	0	0	0 -21
1	PJ Farmer	10:03	0-2	0-2	1-2	0 0 0	2 0	1	1	0	0	0 -2
18	David Idada	03:24	0-0	0-0	0-0	0 2 2	0 0	0	0	1	0	0 1
3	Trace Sadler	02:44	0-0	0-0	0-0	0 0 0	0 0	0	0	0	0	0 -3
25	Jay Reynolds	02:44	0-0	0-0	0-0	0 0 0	0 0	0	0	0	0	0 -3
Team						1 1 2	0 0					
<b>Totals</b>			22-62	5-20	18-26	7 22 29	19 24	67	7	9	6	3 1 -25

Major Fouls: Lowmides (F) 2 1st 15:12

Saint Louis - 92

Record: 1-0

NO.	Name	Min	FG	3P	FT	Rebounds	Fouls	TP	AS	ST	Blocks	+/-
			M-A	M-A	M-A	OR DR TOT	PF				BS BA	
21	Robbie Avila	C 29:08	6-13	3-7	3-6	3 8 11	1 4	18	0	1	0	1 23
1	Quentin Jones	G 25:46	4-7	1-2	1-1	1 6 7	4 3	10	1	3	1	0 11
3	Trey Green	G 20:20	3-10	2-7	1-1	1 3 4	1 1	9	1	1	0	0 1 7
4	Amani McCottry	G 18:47	7-8	0-0	2-2	1 1 2	4 2	16	1	4	0	0 12
13	Dion Brown	G 21:10	5-7	1-1	0-0	3 8 11	2 3	11	3	3	1	0 14
0	Kellen Thames	19:18	5-8	0-1	2-2	1 3 4	3 1	12	3	1	3	0 18
11	Brady Dunlap	21:08	0-3	0-3	2-3	1 5 6	3 2	2	0	1	0	0 12
25	Paul Osieno	12:43	1-2	1-1	4-4	1 1 2	5 2	7	0	0	0	0 12
9	Ishan Sharma	20:44	2-4	1-3	2-2	1 2 3	1 1	7	1	0	1	0 16
15	Jax Kerr	06:38	0-3	0-2	0-0	1 0 1	1 0	0	0	0	0	0 0
24	Cam Hutson	04:18	0-2	0-2	0-0	0 0 0	1 1	0	0	0	0	0 0
Team						0 2 2	0 0					
<b>Totals</b>			33-67	9-29	17-21	14 40 54	24 19	92	10	15	6	1 3 25

Major Fouls: NONE

	SEMO	SLU	Points from	SEMO	SLU
<b>Biggest lead</b>	5 (1 <sup>st</sup> 15:32)	26 (2 <sup>nd</sup> 4:46)	Turnovers	19	9
<b>Best Scoring Run</b>	4 (1 <sup>st</sup> 15:32)	13 (2 <sup>nd</sup> 12:06)	Paint	28	48
<b>Lead Changes</b>	5		Second Chance	5	12
<b>Times Tied</b>	0		Fast Breaks	8	20
<b>Time with Lead</b>	08:48	30:09	Bench	13	28

Period by Period Scoring	1st	2nd	TOT
SEMO	35	32	67
SLU	44	48	92





## GAME SUMMARIES

SIU EDWARDSVILLE  
JANUARY 17

## GAME 2



**COLUMBIA, Mo.** - Braxton Stacker scored a career-high 26 points and Luke Almodovar added 24 as Southeast Missouri gave Missouri a scare in a close 89-84 loss.

MU, which missed 12 free throws, made six free throws in the final 47 seconds to fend off the Redhawks.

SEMO went scoreless for the game's opening 5:06 and fell behind, 12-0.

Once the Redhawks settled in, they used a gutsy effort that gave the Tigers fits the rest of the way.

BJ Ward's jumper ended the early drought with 14:54 remaining in the first half.

After that, SEMO did a nice job of making extra passes to create scoring opportunities that enabled itself to build a halftime advantage.

Down, 34-27, SEMO tied things up with a 7-0 run.

Marqueas Bell made two free throws and Landren Blocker scored on a tip-in before Stacker was fouled and made a free throw to complete a 3-point play bringing the game to a 34-34

deadlock with 6:25 left.

Stacker followed that up with two more free throws to give SEMO its first lead of the night. Bell later made a layup to put the Redhawks up, 42-37, at the 2:54 mark.

Another two free throws by Stacker gave SEMO a second five-point cushion and Blocker's 3-pointer with three seconds on the clock sent the Redhawks into the intermission with a 51-46 lead.

The Redhawks shot a scorching 59.4 percent (19-of-32) from the field behind Stacker and Almodovar's big offensive surge. Stacker led the way with 17 points and Almodovar followed with 12 first-half points. Bell, too, reached double figures with 10 points off the bench.

Troy Cole, Jr. made two free throws to grab SEMO its largest lead of the night at 55-46 with 18:55 left to play in the second half.

MU pieced together a 12-0 run to regain the lead midway through the second stanza.

Mark Mitchell's jumper on a fast break gave the Tigers a 59-58 edge.

Jevon Porter then knocked down a free throw to finish off the run

putting MU up, 62-58, at the 12:23 mark.

Almodovar and Stacker each buried a 3-pointer to give SEMO a two-point lead before Stacker's jumper put the Redhawks ahead (75-74) for the last time with 4:45 on the clock.

Tied, 76-76, with 3:45 to go, MU scored 13 of the final 21 points to

pull away.

Stacker shot 8-of-14 from the field, made three 3-pointers and went a perfect 7-of-7 at the free throw line. He also pulled down a team-high six rebounds, dished out two assists and had two steals.

## Missouri 89, Southeast Missouri 84



Official Basketball Box Score - Final  
Southeast Mo. St. at Missouri  
11/07/25 Mizzou Arena, Columbia  
2025-26 Men's Basketball

Game Time: 7:01 PM  
Game Duration: 2:24  
Attendance: 11,314

Officials: Doug Shows, Owen Shortt, Enrol Lewis

Southeast Mo. St. - 84			Record: 0-2														
NO.		Min	FG M-A	3P M-A	FT M-A	Rebounds OR DR	Fouls PF FO	TP	AS	ST	Blocks BS BA	+/-					
15	Brendan Terry	F 13:11	2-5	0-1	0-0	1 2 3	5 0	4	1	2	1	0	-10				
2	BJ Ward	G 37:16	2-9	0-2	0-0	1 1 2	2 0	4	7	3	1	0	-7				
4	Troy Cole Jr.	G 17:13	0-5	0-5	2-2	0 2 2	3 2	2	0	2	1	0	-10				
10	Luke Almodovar	G 34:10	9-20	5-13	1-2	1 3 4	2 1	24	2	3	3	0	4				
44	Braxton Stacker	G 31:34	8-14	3-8	7-7	1 5 6	4 4	26	2	3	2	1	-7				
55	Marqueas Bell	16:23	4-6	0-0	5-6	0 2 2	1 4	13	1	3	1	0	-4				
7	Landren Blocker	21:06	2-2	1-1	1-2	1 2 3	3 2	6	1	0	0	0	4				
18	David Idada	20:29	2-2	0-0	1-2	3 1 4	4 1	5	0	0	1	0	6				
30	Elliott Lowndes	03:15	0-0	0-0	0-0	0 0 0	1 0	0	0	0	1	0	3				
3	Trace Sadler	01:40	0-0	0-0	0-0	0 0 0	0 0	0	0	0	0	0	0				
1	PJ Farmer	01:04	0-0	0-0	0-0	0 0 0	0 0	0	0	0	0	0	-2				
9	Blaize Sagna	02:39	0-0	0-0	0-0	0 2 2	0 1	0	0	0	0	0	0				
Team						5 0 5	0 0	0	0	0	0	0					
Totals			29:53	9-30	17-21	13 20 33	25 15 84	14	16	11	1	6	-5				

Shooting By Period			
1st	FG%	19-30	59.4%
3PT%	5-12	41.7%	
FT%	8-9	88.9%	
2nd	FG%	10-31	32.3%
3PT%	4-18	22.2%	
FT%	9-12	75%	
GM FG%	29-63	46.0%	
3PT%	9-30	30.0%	
FT%	17-21	81.0%	

Dead Ball Rebounds: 4, 0

Missouri - 89			Record: 2-0										Major Awards: Naismith (17) - 122nd					
NO.	Name	Min	FG	3P	FT	Rebounds	Fouls	TP	AS	ST	Blocks	BS	BA	+/-				
14	Jevon Porter	F 19:24	1-2	0-0	1-2	0 2 2	3 1	3	2	2	1	0	0	4				
25	Mark Mitchell	F 31:32	12-14	0-0	5-11	2 3 5	1 8	29	3	6	1	1	0	12				
15	Shawn Phillips Jr.	G 21:06	3-5	0-0	1-4	1 4 5	3 2	7	2	4	2	3	0	-2				
0	Anthony Robinson II	G 36:04	4-9	1-2	6-7	1 3 4	3 6	15	2	3	3	0	0	9				
12	Sebastian Mack	G 18:57	5-9	0-1	1-1	0 1 1	0 3	11	0	0	0	0	1	11				
17	Jayden Stone	27:05	5-9	3-7	1-2	1 1 2	2 1	14	2	3	0	1	0	-11				
45	Luke Northweather	18:54	1-2	1-2	2-2	1 1 2	1 1	5	1	0	2	1	0	7				
5	T.O. Barrett	07:34	0-1	0-0	0-0	1 0 1	1 1	0	1	1	0	0	0	-12				
35	Jacob Crews	19:24	1-3	1-3	2-2	1 4 5	3 1	5	0	0	1	0	0	7				
Team						1 2 3	0 0	0	0	0	0	0	0	0				
Totals			32-54	6-15	22-31	9-21	30 21	17 24	89	13	19	10	6	1 5				

Shooting By Period			
1st	FG%	19-30	63.3%
3PT%	5-8	62.5%	
FT%	3-10	30%	
2nd	FG%	13-24	54.2%
3PT%	1-7	14.3%	
FT%	16-21	76.2%	
GM FG%	32-54	59.3%	
3PT%	6-15	40.0%	
FT%	19-31	61.3%	

Dead Ball Rebounds: 5, 0

Major Fouls: Phillips Jr. (TF) 1 <sup>st</sup> 12:27 Porter (TF) 1 <sup>st</sup> 1:40																	
SEMO	Mizzou	Points from	SEMO	Mizzou	Turnovers	SEMO	Mizzou	Period by Period Scoring	SEMO	1st	2nd	TOT	Mizzou	46	43	89	
Biggest lead	9 (2 <sup>nd</sup> 18:55)	12 (1 <sup>st</sup> 15:07)	13	17	Paint	28	46										
Best Scoring Run	9 (1 <sup>st</sup> 5:10)	12 (1 <sup>st</sup> 15:07)	Second Chance	9	8	Fast Breaks	9	16									
Lead Changes	8		Bench	24	24												
Times Tied	3																
Time with Lead	12:55	24:15															





**SIU EDWARDSVILLE**  
**JANUARY 17**

## GAME SUMMARIES

### GAME 3



# FINAL SCORE

NOVEMBER 12, 2025  
CAPE GIRARDEAU, MO.

**CAPE GIRARDEAU, Mo.** - Marqueas Bell finished with a double-double 15 points and 10 rebounds, and 12 different players scored for Southeast Missouri in an 87-41 blow out win over Webster University.

SEMO led wire-to-wire in a dominating performance to grab its first win of the season.

The Redhawks were all over the Gorloks from the opening tip.

SEMO used an 11-2 run out of the gate and built a 29-6 lead in the first 9:25 of the contest. Nine players reached the scoring column during that surge that ended on a Braxton Stacker 3-pointer with 10:35 left in the first half.

Luke Almodovar extended the Redhawks margin to 38-13 when he buried a 3-pointer with just under seven minutes to go.

After redshirt-freshman Jay Reynolds' first career 3-pointer put SEMO ahead by 26, Troy Cole, Jr. threw down an alleyoop dunk off a pass from Bell to give the Redhawks a 45-17 advantage at the 3:53 mark.

SEMO headed into the intermission with a comfortable

46-22 lead.

The Redhawks heated up to shoot 54.8 percent (17-of-31) from the field and forced 11 turnovers in the first half.

SEMO continued to destroy the Gorloks in the second half.

This time, the Redhawks put together a 19-2 jaunt to grab a 41-point lead. Blaize Sagna drained a 3-pointer to widen SEMO's lead to 65-24.

Defensively, SEMO held WU scoreless for the first 5:18 of the second stanza.

The game couldn't get over quick enough for the Gorloks who were outscored, 41-18, in the final 20 minutes of play.

Another 3-pointer by Reynolds ran SEMO's lead to 75-31 with 6:51 to go.

Cole, Jr.'s tip-in (85-35) and a breakaway layup by PJ Farmer (87-37) gave the Redhawks their largest leads of the night before polishing off the victory.

Bell completed his first career double-double by shooting 6-of-8 from the field and a near-perfect 3-of-4 at the free throw line off

the bench. It was his third-straight game scoring in double figures. He also matched a career-best six assists.

Stacker followed with 10 points.

The Redhawks finished the night with a .516 field goal percentage and made eight 3-pointers. Additionally, SEMO received a big 50-19 boost from its bench.

SEMO improved to 26-9 all-time in home-openers during its NCAA Division I era. Tonight marked the Redhawks 10th home-opening win in the last 14 years.

The Redhawks also won their 41st-consecutive game against non-Division I schools.

## Southeast Missouri 87, Webster 41



Official Basketball Box Score - Final  
**Webster at Southeast Mo. St.**  
11/12/25 Show Me Center, Cape Girardeau  
2025-26 Men's Basketball

Game Time: 6:30 PM  
Game Duration: 1:46  
Attendance: 1,375

Officials: Kevin Driver, Cody Crum, Kelly Davis

Webster - 41

Record: 0-0

NO.	Name	Min	FG	3P	FT	Rebounds	Fouls	TP	AS	ST	Blocks	BAs	+/-	
			M/A	M/A	M/A	OR DR TA	PF FD							
1	Charles Nelson	F 20:24	2-11	0-3	2-2	0 0 0	0 1	6	0	3	2	1	0	-34
15	Sebastian Reed	F 15:48	2-9	0-0	0-0	1 2 3	2 2	4	1	1	0	0	1	-21
33	Adam Painter	F 22:02	3-5	0-0	0-0	6 3 9	1 0	6	0	2	0	0	1	-31
35	Justin Ugo	F 11:29	1-3	0-0	1-1	0 2 2	4 2	3	0	2	0	0	1	-19
2	Jemard Sykes II	G 22:11	1-5	1-4	0-0	2 3 5	2 1	3	1	1	0	0	0	-27
5	William Burroughs V	12:35	2-8	0-1	0-0	0 0 0	1 1	4	2	3	1	0	1	-12
44	Dallas Harding-Fair	15:10	2-3	0-0	0-0	0 1 1	1 2	4	0	1	0	0	0	-13
20	Kendall Horton	13:46	0-4	0-1	0-0	1 2 3	0 1	0	0	0	0	0	0	-22
34	Nbaye Thiam	07:38	0-1	0-0	0-1	0 2 2	2 1	0	0	0	0	0	0	-13
10	Jacob Schafer	16:54	1-2	1-2	1-2	0 0 0	0 1	4	2	1	1	0	0	-11
24	Colin DeBold	11:55	2-4	1-1	2-2	1 2 3	1 1	7	0	1	0	0	1	-5
42	Nkosi Constant	05:43	0-0	0-0	0-0	0 1 1	0 0	0	0	1	0	0	0	-1
22	Myles Allison	07:27	0-2	0-2	0-0	0 0 0	0 0	0	0	2	0	0	0	-13
14	Will Harmon	07:01	0-1	0-1	0-0	0 0 0	0 0	0	0	0	0	0	0	0
3	Amarion Mohair	04:51	0-0	0-0	0-0	0 0 0	0 0	0	1	1	0	0	0	-5
32	Andrew Hall	05:06	0-1	0-1	0-0	0 0 0	0 0	0	0	0	0	0	0	-3
Team						0 0 0	0 0	0	0	1				
Totals			16-59	3-16	8-8	11 18 29	14 13	41	7	20	4	1	5	-46

Shooting By Period			
1st FG%	10-32	31.3%	
3PT%	1-9	11.1%	
FT%	1-1	100%	
2nd FG%	6-27	22.2%	
3PT%	2-7	28.6%	
FT%	5-7	71.4%	
GM FG%	16-59	27.1%	
3PT%	3-16	18.8%	
FT%	6-8	75.0%	

Dead Ball Rebounds: 1, 6

Southeast Mo. St. - 87

Record: 1-2

No.		Name		Min	FG	3P	FT	Rebounds	Fouls	TP	AS	ST	Blocks	B.A.	+/-				
					M	A	M	OR	DR	TOT	PF	FD							
15	Brendan Terry	F	12:46	1-3	0-1	5-8	0	2	2	1	4	7	2	0	1	0	0	15	
2	BJ Ward	G	21:12	3-8	1-4	0-0	0	0	1	1	1	0	7	7	1	2	0	29	
4	Troy Cole Jr.	G	17:19	3-6	0-2	2-2	1	3	4	2	1	8	2	2	2	1	0	29	
10	Luke Almodovar	G	16:11	2-6	1-5	0-0	0	2	2	1	1	5	1	0	1	0	0	28	
44	Braxton Stacker	G	16:35	4-7	2-4	0-0	0	3	3	0	0	10	1	0	1	0	0	23	
7	Landren Blocker	G	17:19	3-4	0-0	1-4	2	3	5	2	2	7	0	0	1	0	0	13	
18	David Idada	09:11	2-2	0-0	0-2	1	1	2	1	1	4	0	0	0	0	1	0	8	
55	Marqueas Bell	23:08	6-8	0-0	3-4	2	8	10	0	2	15	5	1	1	0	1	0	28	
1	PJ Farmer	13:33	3-5	0-1	0-0	1	2	3	0	0	6	3	1	1	0	0	0	8	
9	Blaize Sagna	16:11	1-5	1-4	2-2	0	1	1	2	1	5	1	1	0	0	0	0	15	
30	Elliot Lowndes	11:29	3-4	1-2	0-0	1	2	3	0	0	7	1	0	0	1	0	1	14	
3	Trace Sadler	09:25	0-0	0-0	0-0	0	1	1	1	0	0	0	0	0	2	0	0	9	
25	Jay Reynolds	15:40	2-6	2-5	0-0	0	1	1	2	0	6	1	1	0	0	0	0	11	
Team								0	0	0	0	0	0	0	0	0	0		
Totals					33-64	8-28	13-22	8	30	38	13	12	87	24	7	10	5	1	46

Major Fouls: NONE

		WEB	SEM
Biggest lead		0 (1 <sup>st</sup> 20:00)	50 (2 <sup>nd</sup> 2:52)
Best Scoring Run		4 (1 <sup>st</sup> 9:46)	16 (1 <sup>st</sup> 10:35)
Lead Changes		0	
Times Tied		0	
Time with Lead		00:00	39:46

		Points from	WEB	SEM
Turnovers			6	27
Paint			20	50
Second Chance			6	15
Fast Breaks			4	21
Bench			19	50

		Period by Period Scoring		
		1st	2nd	TOT
WEB		22	19	41
SEM		46	41	87





## GAME SUMMARIES

SIU EDWARDSVILLE  
JANUARY 17

## GAME 4



**CAPE GIRARDEAU, Mo.** - Luke Almodovar dropped in 20 points, BJ Ward followed with 19 and Marqueas Bell added a double-double 11 points and 10 rebounds as Southeast Missouri dropped an 84-72 decision to Summit League preseason favorite St. Thomas.

UST handed SEMO its first home loss of the season.

The Tommies scored 10 points off turnovers and 20 points in the paint during the first half.

UST maintained control with 16 points from its bench despite being outrebounded 15-0 on the offensive glass.

The Tommies used a 10-0 run in the first 2:18 of the contest and led by double figures, 41-29, at the half.

Jeremiah Coleman's 3-pointer gave UST its largest lead at 57-34 with 15:05 to play in the second half.

SEMO was able to knock the Tommies' lead down to nine on two occasions in the final four minutes, but that was as close as the Redhawks would get.

Almodovar put together his second 20-point scoring effort of the season to lead four SEMO players in double figures.

He shot 6-of-15 from the field and a perfect 5-of-5 at the free throw line. Almodovar also grabbed five rebounds.

BJ ward followed with 19 points, while Brendan Terry added 14 and Marqueas Bell finished with a double-double 11 points and 10 rebounds. For Bell, it was his second-straight double-double off the bench.

Nolan Minnesale led all scorers with a game-high 24 points and Isaiah Johnson-Arugu scored 21 off the bench. Coleman (13), Austin Herro (10) and Nick Janowski (10) scored double figures for the Tommies, as well.

UST made 22-of-26 free throws and outscored SEMO by a +15 margin (22-7) at the charity stripe. The Tommies held a 36-11 advantage in bench points and shot 58.7 percent (27-of-46) from the field for the game.

In the second half alone, UST made 65 percent (13-of-20) of its

field goals.

UST and SEMO met for the first time in 2025-26. The Tommies marked the first Minnesota school the Redhawks faced in their men's basketball program history.

The 2024-25 Ohio Valley Conference regular-season basketball championship banner

was dropped from the rafters of the Show Me Center prior to tip-off.

## St. Thomas 84, Southeast Missouri 72



Official Basketball Box Score - Final  
St. Thomas (MN) at Southeast Mo. St.

Game Time: 2:00 PM  
Game Duration: 1:59  
Attendance: 1,750

Officials:

St. Thomas (MN) - 84

Record: 3-2

SC: WOODS, NINE - GUY																		
NO.	Name	Min	FG	3P	FT	OR	DR	TO	Fouls	TP	AS	TO	ST	Blocks	+/-			
32	Carter Bjerkie	F 08:34	1-2	0-1	0-0	0	1	1	4	1	1	0	0	0	12			
4	Nolan Minnesale	G 36:19	7-12	2-3	8-10	0	6	6	3	10	24	4	5	0	2	19		
11	Austin Herro	G 29:02	4-4	0-0	2-2	0	5	5	0	1	10	5	2	3	0	20		
23	Nick Janowski	G 29:22	3-8	1-4	3-4	1	4	5	0	3	10	1	1	0	0	11		
34	Ben Oosterbaan	G 20:44	1-3	0-1	0-0	0	4	4	2	0	2	1	1	0	0	16		
0	Isaiah Johnson-Arugu	25:27	5-8	2-3	9-10	0	4	4	4	6	21	0	3	1	2	0	4	
2	Jermaine Coleman	23:42	5-8	3-6	0-0	0	1	1	1	0	13	0	1	0	0	0	8	
3	Ryan Lafferty	14:32	0-0	0-0	0-0	0	3	3	1	0	0	0	1	2	0	0	-5	
12	Ryan Dufault	12:18	1-3	0-0	0-0	0	0	0	0	0	2	0	0	0	0	0	-9	
Team						0	0	0	0	0	1							
Totals			27-46	8-18	22-26	1	28	29	15	21	84	12	16	7	2	2	12	

Shooting By Period		
1st	FG%	14-26 53.8%
	3PT%	4-12 33.3%
	FT%	9-10 90%
2nd	FG%	13-20 65.0%
	3PT%	4-6 66.7%
	FT%	13-16 81.3%
GM	FG%	27-46 58.7%
	3PT%	8-18 44.4%
	FT%	22-26 84.6%

Dead Ball Rebounds: 1, 2

Southeast Mo. St. - 72

Record: 1-3

NO.	Name	Min	FG M-A	3P M-A	FT M-A	Rebounds OR DR TOT	Fouls PF	TP	AS	TO	ST	Blocks BS BA	+/-	
15	Brendan Terry	F 22:20	7-11	0-0	0-3	2 1 3	4 3	14	2	2	1	1	0	-12
2	BJ Ward	G 29:05	9-18	1-6	0-0	2 1 3	3 1	19	2	2	0	0	1	-9
4	Troy Cole Jr.	G 16:15	1-4	0-1	1-2	0 1 1	0 1	3	0	2	1	0	0	-24
10	Luke Almodovar	G 29:06	6-15	3-6	5-5	0 5 5	3 3	20	1	0	0	0	1	-7
44	Braxton Stacker	G 29:24	2-8	1-4	0-0	0 2 2	3 1	5	0	0	1	1	0	-16
7	Landren Blocker	08:53	0-0	0-0	0-0	0 0 0	0 0	0	0	0	0	0	0	1
18	David Idada	11:26	0-0	0-0	0-0	0 0 0	3 1	1	1	0	0	0	0	2
55	Marqueas Bell	29:59	5-10	0-0	1-2	2 8 10	1 4	11	5	4	3	0	0	5
9	Blaise Sagna	09:16	0-0	0-0	0-0	0 0 0	0 1	0	0	0	0	0	0	-2
30	Elliot Lowndes	03:08	0-0	0-0	0-0	0 0 0	0 0	0	0	1	0	0	0	-2
1	PJ Farmer	11:08	0-1	0-1	0-0	0 0 0	3 3	1	0	2	0	0	0	4
Team						0 0 0	0	0	0	0				
Totals			30-67	5-18	7-12	6 21 27	21 15	72	11	13	6	2	2	-12

Major Fouls: NONE

	STM	SEM	Points from	STM	SEM	Period by Period Scoring
Biggest lead	23 (2 <sup>nd</sup> 15:05)	0 (1 <sup>st</sup> 20:00)	Turnovers	17	17	1st 2nd TOT
Best Scoring Run	10 (1 <sup>st</sup> 17:42)	12 (2 <sup>nd</sup> 3:14)	Paint	38	36	STM 41 43 84
Lead Changes	0		Second Chance	2	14	SEM 29 43 72
Times Tied	0		Fast Breaks	13	7	
Time with Lead	39:25	00:00	Bench	36	11	





**SIU EDWARDSVILLE**  
**JANUARY 17**

## GAME SUMMARIES

### GAME 5



**IOWA CITY, Iowa** - Southeast Missouri (1-4) fell to Big Ten Conference foe Iowa (4-0) by a score of 99-70 at Carver-Hawkeye Arena Tuesday night.

Luke Almodovar led three SEMO players in double figures with 15 points, his third double-digit effort in five starts. Brendan Terry and Braxton Stacker followed with 12 and 11 points, respectively.

SEMO had some good looks but struggled to score early. The Redhawks turned the ball over 10 times and were hampered by foul trouble too, as Iowa built its big lead.

Iowa, which shot 60.9 percent (14-of-23) from the field, made more free throws than it did field goals to key a 49-point first half. The Hawkeyes outscored the Redhawks, 17-2, at the free throw line in the game's first 20 minutes.

Tavion Banks' layup gave Iowa its first double-digit lead at 17-7 less than seven minutes into the contest and the Hawkeyes later led, 49-25, at the half.

SEMO played much better in the second half shooting 64 percent

(16-of-25) from the field, its highest percentage in any half of basketball through five games this season.

Terry's two free throws cut the Hawkeyes lead to 86-67 with 3:48 to go and that was as close as the Redhawks could get.

Almodovar went 6-of-8 from the field and made a pair of 3-pointers, while Terry made all five of his field goals to go along with four rebounds. Stacker shot 4-of-9 from the field in his fourth game with double figures in the scoring column.

In his first career SEMO start, Landren Blocker finished with four points and three rebounds. Freshman PJ Farmer paved the way with five rebounds off the bench.

For the game, the Redhawks shot a season-best 52 percent (26-of-50) from the floor.

Alvaro Folgueiras led Iowa with 16 points off the bench. Folgueiras was one of 11 players who scored for the Hawkeyes.

Iowa outscored SEMO by a +17 margin (29-12) at the free throw line and made 10 three-pointers. The Hawkeyes shot 61.2 percent (30-of-

49) from the field and 43.5 percent (10-of-23) from long range.

## Iowa 99, Southeast Missouri 70



Official Basketball Box Score - Final  
**Southeast Mo. St. at Iowa**  
11/18/25 Carver-Hawkeye Arena, Iowa City, Iowa  
2025-26 Men's Basketball

Game Time: 7:34 PM  
Game Duration: 2:03  
Attendance: 5,302

Officials: Earl Walton, Michael Irving, Rob Kueneman

Southeast Mo. St. - 70

Record: 1-4

NO. Name	Min	FG		3P		FT		Rebounds		Fouls		TP	AS	TO	ST	Blocks		+/-
		M-A	M-A	M-A	M-A	M-A	M-A	OR	DR	TOT	PF					BS	BA	
15 Brendan Terry	F 25:52	5-5	0-0	2-3	0	4	4	2	2	12	12	1	1	0	0	0	0	-12
2 BJ Ward	G 32:50	3-8	1-3	1-2	0	0	0	2	3	8	5	3	0	0	0	0	0	-15
7 Landren Blocker	G 13:08	1-4	1-2	1-2	1	1	2	5	3	4	2	0	0	1	1	1	1	-8
10 Luke Almodovar	G 26:46	6-9	2-4	1-2	1	0	1	2	1	15	0	2	2	0	0	0	0	-23
44 Braxton Stacker	G 23:01	4-9	1-4	2-2	1	2	3	2	3	11	0	2	1	0	1	1	1	-11
18 David Ikada	15:11	0-0	0-0	0-0	0	2	2	2	0	0	0	0	1	1	0	0	0	0
4 Troy Cole Jr.	08:21	0-1	0-0	2-4	0	0	0	4	2	2	0	0	1	0	0	0	0	-9
30 Elliot Lowmides	12:27	1-3	1-2	0-0	0	0	0	3	0	3	0	0	0	0	0	0	0	-20
55 Marques Bell	14:42	2-4	0-0	3-4	2	1	3	2	4	7	0	4	0	0	0	0	0	-14
9 Blaize Sagna	06:01	1-2	0-0	0-0	1	1	2	0	1	2	0	0	0	0	0	0	0	-15
1 PJ Farmer	14:53	2-3	0-0	0-2	2	3	5	0	1	4	2	2	0	0	0	0	0	-5
3 Trace Sadler	05:43	1-1	0-0	0-0	1	0	1	1	0	2	0	0	0	0	0	0	0	-13
25 Jay Reynolds	01:05	0-1	0-1	0-0	0	0	0	0	0	0	0	0	0	0	0	0	0	0
Team								1	2	3	0	0	0	0	0	0	0	0
Totals		26-50	6-16	12-21	10	16	26	25	20	70	10	17	11	4	1	2	29	

Team

Totals

Team

Totals

Team

Totals

Team

Totals

Team

Totals

Team

Totals

Team

Totals

Team

Totals

Team

Totals

Team

Totals

Team

Totals

Team

Totals

Team

Totals

Team

Totals

Team

Totals

Team

Totals

Team

Totals

Team

Totals

Team

Totals

Team

Totals

Team

Totals

Team

Totals

Team

Totals

Team

Totals

Team

Totals

Team

Totals

Team

Totals

Team

Totals

Team

Totals

Team

Totals

Team

Totals

Team

Totals

Team

Totals

Team

Totals

Team

Totals

Team

Totals

Team

Totals

Team

Totals

Team

Totals

Team

Totals

Team

Totals

Team

Totals

Team

Totals

Team

Totals

Team

Totals





## GAME SUMMARIES

SIU EDWARDSVILLE  
JANUARY 17

## GAME 6



**CAPE GIRARDEAU, Mo.** - Marqueas Bell finished with a double-double 15 points and 10 rebounds, and 12 different players scored for Southeast Missouri in an 87-41 blow out win over Webster University.

SEMO led wire-to-wire in a dominating performance to grab its first win of the season.

The Redhawks were all over the Gorloks from the opening tip.

SEMO used an 11-2 run out of the gate and built a 29-6 lead in the first 9:25 of the contest. Nine players reached the scoring column during that surge that ended on a Braxton Stacker 3-pointer with 10:35 left in the first half.

Luke Almodovar extended the Redhawks margin to 38-13 when he buried a 3-pointer with just under seven minutes to go.

After redshirt-freshman Jay Reynolds' first career 3-pointer put SEMO ahead by 26, Troy Cole, Jr. threw down an alleyoop dunk off a pass from Bell to give the Redhawks a 45-17 advantage at the 3:53 mark.

SEMO headed into the intermission with a comfortable

46-22 lead.

The Redhawks heated up to shoot 54.8 percent (17-of-31) from the field and forced 11 turnovers in the first half.

SEMO continued to destroy the Gorloks in the second half.

This time, the Redhawks put together a 19-2 jaunt to grab a 41-point lead. Blaize Sagna drained a 3-pointer to widen SEMO's lead to 65-24.

Defensively, SEMO held WU scoreless for the first 5:18 of the second stanza.

The game couldn't get over quick enough for the Gorloks who were outscored, 41-18, in the final 20 minutes of play.

Another 3-pointer by Reynolds ran SEMO's lead to 75-31 with 6:51 to go.

Cole, Jr.'s tip-in (85-35) and a breakaway layup by PJ Farmer (87-37) gave the Redhawks their largest leads of the night before polishing off the victory.

Bell completed his first career double-double by shooting 6-of-8 from the field and a near-perfect 3-of-4 at the free throw line off

the bench. It was his third-straight game scoring in double figures. He also matched a career-best six assists.

Stacker followed with 10 points.

The Redhawks finished the night with a .516 field goal percentage and made eight 3-pointers. Additionally, SEMO received a big 50-19 boost from its bench.

SEMO improved to 26-9 all-time in home-openers during its NCAA Division I era. Tonight marked the Redhawks 10th home-opening win in the last 14 years.

The Redhawks also won their 41st-consecutive game against non-Division I schools.

## Southeast Missouri 84, Cal Poly 68



Official Basketball Box Score - Final  
Southeast Mo. St. at Cal Poly  
11/25/25 Role Activity Center, Flagstaff, Ariz.  
2025-26 Men's Basketball

Game Time: 6:00 PM  
Game Duration: 2:19  
Attendance: 86

Officials: Nate Nelson, Cody Crum, Bob Franklin

Southeast Mo. St. - 84

Record: 2-4

NO.	Name	Min	FG	3P	FT	Rebounds	Fouls	TP	AS	TO	ST	Blocks	+/-
			M-A	M-A	M-A	OR DR TOT	PF FD					BS BA	
15	Brendan Terry	F 28:33	3-6	0-0	0-1	0 5 5	4 2	6	0	2	1	1 1	8
2	BJ Ward	G 27:59	3-10	1-6	5-6	1 2 3	4 4	12	2	2	2	0 1	11
7	Landren Blocker	G 22:39	3-6	0-1	2-2	3 2 5	2 1	8	1	0	1	0 1	3
10	Luke Almodovar	G 29:56	11-21	4-10	3-3	0 5 5	4 3	29	1	0	0	1 0	12
44	Braxton Stacker	G 31:52	6-12	2-6	4-4	0 2 2	3 2	18	6	2	2	0 0	15
4	Troy Cole Jr.	06:18	0-2	0-1	0-0	2 0 2	0 1	0	0	0	1	0 0	-5
18	David Iddada	07:56	0-0	0-0	0-0	3 3 6	0 3	0	0	2	0	1 0	13
55	Marqueas Bell	16:54	3-3	0-0	0-0	1 1 2	4 1	6	1	2	0	1 0	19
1	PJ Farmer	08:41	1-4	0-2	0-0	0 2 2	4 0	2	1	1	0	0 0	13
9	Blaize Sagna	13:40	1-3	0-2	1-1	1 2 3	0 2	3	1	0	0	0 0	-4
30	Elliott Lowndes	02:27	0-1	0-0	0-0	1 0 1	1 0	0	0	0	0	0 0	-3
3	Trace Sadler	01:04	0-0	0-0	0-0	0 0 0	0 0	0	0	0	0	0 0	-2
Team						1 2 3	0 0	0	0	1			
<b>Totals</b>			31-68	7-28	15-17	13 26 39	26 19	84	13	12	7	4 3	16

Major Fouls: Farmer (TF) 1 1 10:36

Cal Poly - 68

Record: 3-5

NO.	Name	Min	FG	3P	FT	Rebounds	Fouls	TP	AS	TO	ST	Blocks	+/-
			M-A	M-A	M-A	OR DR TOT	PF FD					BS BA	
7	Ali Assran	F 18:05	0-3	0-1	4-4	3 1 4	4 5	4	1	3	2	1 1	-4
11	Austin Goode	F 20:55	2-3	1-2	0-1	0 3 3	2 1	5	1	2	0	0 0	-4
3	Jake Davis	G 20:13	2-6	0-3	0-0	2 1 3	1 1	4	0	2	1	0 0	-5
5	Guzman Vasilic	G 24:49	2-8	1-5	4-4	0 2 2	0 2	9	0	0	1	0 0	-14
9	Peter Banelj	G 26:22	1-10	0-3	7-7	2 5 7	4 4	9	2	2	1	0 0	-6
00	Jason Scott	09:51	0-2	0-2	0-2	0 0 0	0 1	0	1	1	0	0 0	0
4	Kieran Elliott	13:56	2-3	0-0	2-2	4 1 5	3 1	6	0	0	0	1 0	-3
10	Hamad Mousa	24:02	1-5	1-2	11-11	0 3 3	4 5	14	1	4	1	0 2	-19
13	Troy Plumtree	14:50	1-4	0-1	0-0	1 4 5	0 2	2	0	4	0	1 1	-9
14	Cayden Ward	24:54	5-10	2-5	3-6	1 3 4	2 3	15	0	1	1	0 0	-17
15	Aaron Price, Jr.	02:03	0-0	0-0	0-0	1 0 1	0 0	0	0	0	0	0 0	1
Team						2 2 4	0 0	0	0	0			
<b>Totals</b>			16-54	5-24	31-37	16 25 41	20 25	68	6	19	7	3 4	-16

Major Fouls: Assran (TF) 1 1 10:36

	SEMO	CPO	Points from	SEMO	CPO	Period by Period Scoring
<b>Biggest lead</b>	20 (2 <sup>nd</sup> 7:41)	7 (1 <sup>st</sup> 6:35)	<b>Turnovers</b>	23	13	1 <sup>st</sup> 2 <sup>nd</sup> TOT
<b>Best Scoring Run</b>	12 (2 <sup>nd</sup> 9:58)	7 (1 <sup>st</sup> 6:35)	<b>Paint</b>	40	22	SEMO 29 55 84
<b>Lead Changes</b>	5		<b>Second Chance</b>	14	19	CPO 31 37 68
<b>Times Tied</b>	5		<b>Fast Breaks</b>	11	9	
<b>Time with Lead</b>	15:08	21:35	<b>Bench</b>	11	37	





**SIU EDWARDSVILLE**  
**JANUARY 17**

## GAME SUMMARIES

### GAME 7



**FINAL SCORE**

NOVEMBER 26, 2025  
FLAGSTAFF, ARIZ.

	1ST HALF	2ND HALF	FINAL
<b>SEMO</b>	29	43	72
<b>NAU</b>	39	40	79

**FLAGSTAFF, Ariz.** - Braxton Stacker scored 15 points and Southeast Missouri made a late push in a 79-72 loss to Northern Arizona in the final game of the NAU Multiple Team Event.

SEMO won the second half for the second-straight night and rallied down the stretch, but NAU scored five points in the final 1:03 to fight off the Redhawks.

Down 14 (65-51) with 7:47 left to play, SEMO had a chance to get within three on two occasions.

Luke Almodovar and Brendan Terry each scored layups and were fouled. Both, however, missed a free throw that would have made it a three-point game.

Terry's layup made it a 74-70 game with 1:32 remaining.

After that, NAU finished things off with three of its last five points coming at the free throw line.

The Lumberjacks shot 56 percent from the field with makes on 14 of its 25 attempts in the first half.

SEMO led just once in the opening stanza when Terry split two free throws to give the Redhawks

a 3-2 edge less than two minutes in.

Ryan Abelman's jumper put the Lumberjacks ahead by double figures at 32-21 with 5:17 left to play.

The Redhawks pulled within seven on Almodovar's layup before NAU headed into the locker room with a 39-29 advantage.

With the win in the first meeting between the teams, the Lumberjacks improved to 4-0 at home this season.

Stacker shot 6-of-13 from the field, made three 3-pointers and grabbed two rebounds. He averaged 16.5 points in his two starts in Flagstaff. Stacker has scored double figures a team-high six times this season.

Terry was 6-of-10 from the floor and had four boards. David Idada added a season-high eight points and four rebounds off the bench.

SEMO outscored NAU, 43-40, in the second half and held a +10 advantage in points in the paint (48-38).

Abelman pitched in a game-high 20 points to lead four NAU players in double figures.

The Lumberjacks shot 52.8 percent (28-of-53) for the game and outscored the Redhawks, 18-7, at the free throw line. Eleven of those makes were in the second half.

## Northern Arizona 79, Southeast Missouri 72



Official Basketball Box Score - Final  
Southeast Mo. St. at Northern Ariz.  
11/26/25 Role Activity Center, Flagstaff, Ariz.  
2025-26 Men's Basketball

Game Time: 6:00 PM  
Game Duration: 2:02  
Attendance: 231

Officials: Mark Fulton, Layne Barney, Alexander Thompson

Southeast Mo. St. - 72

Record: 2-5

NO.	Name	Min	FG	3P	FT	Rebounds	Fouls	TP	AS	ST	Blocks	+	-
			M-A	M-A	M-A	OR DR TOT	PF				BS BA		
15	Brendan Terry	F 19:10	6-10	1-1	1-3	2 2 4	3 3	14	3	2	1	0	-6
2	BJ Ward	G 27:14	2-14	0-6	3-4	0 2 2	4 2	7	7	1	0	0	-3
7	Landren Blocker	G 10:58	1-1	0-0	0-1	1 1 2	1 2	2	0	1	0	1	-5
10	Luke Almodovar	G 30:48	4-10	1-5	0-1	1 1 2	1 3	9	0	1	1	0	-3
44	Braxton Stacker	G 32:14	6-13	3-8	0-0	0 2 2	4 0	15	0	1	2	0	0
18	David Idada	18:47	3-3	0-0	2-2	3 1 4	3 2	8	0	0	0	1	0
55	Marquese Bell	21:36	4-10	0-1	1-1	1 4 5	1 1	9	2	0	0	0	-2
4	Troy Cole Jr.	14:44	2-3	0-1	0-1	0 3 3	0 2	4	1	0	0	0	-4
1	PJ Farmer	06:30	0-1	0-1	0-0	0 0 0	0 0	0	0	1	0	0	-7
30	Elliot Lowndes	08:29	1-1	0-0	0-0	0 2 2	2 0	2	0	0	2	0	-3
9	Blaize Sagna	09:30	1-2	0-1	0-0	0 1 1	0 0	2	1	0	1	1	-3
Team						4 2 6	1	0	1				
<b>Totals</b>			30-68	5-24	7-13	12 21 33	20 15	72	14	8	5	5	-7

Shooting By Period			
1st FG%	11-29	37.9%	
3PT%	3-13	23.1%	
FT%	4-5	80%	
2nd FG%	19-39	48.7%	
3PT%	2-11	18.2%	
FT%	3-8	37.5%	
GM FG%	30-68	44.1%	
3PT%	5-24	20.8%	
FT%	7-13	53.8%	

Dead Ball Rebounds: 2-0

Major Fouls: Coach (TF) 2 2nd 3:21

Northern Ariz. - 79

Record: 4-2

NO.	Name	Min	FG	3P	FT	Rebounds	Fouls	TP	AS	ST	Blocks	+	-
			M-A	M-A	M-A	OR DR TOT	PF				BS BA		
5	Zack Davidson	F 23:52	6-7	0-0	5-9	2 6 8	2 7	17	1	1	0	0	4
11	Ryan Abelman	G 35:57	7-13	4-7	2-2	0 4 4	0 1	20	2	3	2	2	0
22	Kavon Bradford	G 29:42	4-10	0-1	4-4	0 4 4	1 4	12	4	1	0	1	2
24	Isiah Shaw	G 23:19	0-3	0-1	6-8	2 2 4	3 4	6	0	3	0	0	-1
44	Arne Osojnik	G 15:58	2-6	1-1	0-0	0 3 3	0 0	5	0	1	2	0	-1
2	Chris Komin	23:55	0-2	0-0	0-0	0 0 0	0 0	0	0	0	1	0	2
3	Traivair Jackson	18:06	7-7	0-0	0-0	1 4 5	2 0	14	2	1	1	0	5
4	Oakland Fort	02:12	0-0	0-0	0-0	0 0 0	0 0	0	0	0	0	0	-1
9	Karl Poom	17:52	2-5	0-3	1-2	0 3 3	4 3	5	3	0	0	0	6
7	Brennan Peterson	09:07	0-0	0-0	0-0	0 0 0	0 0	0	0	1	0	1	0
Team						2 4 6	0	0	0				
<b>Totals</b>			28-53	5-13	18-25	7 30 37	15 19	79	12	11	6	5	7

Major Fouls: NONE

	SEMO	NAU	Points from	SEMO	NAU
Biggest lead	1 (1 <sup>st</sup> 18:10)	14 (2 <sup>nd</sup> 7:47)	Turnovers	13	9
Best Scoring Run	6 (2 <sup>nd</sup> 5:29)	6 (1 <sup>st</sup> 12:50)	Paint	48	38
Lead Changes	2		Second Chance	15	17
Times Tied	1		Fast Breaks	7	12
Time with Lead	00:22	37:32	Bench	25	19

Period by Period Scoring			
	1st	2nd	TOT
SEMO	29	43	72
NAU	39	40	79





## GAME SUMMARIES

SIU EDWARDSVILLE  
JANUARY 17

## GAME 8



FINAL SCORE

NOVEMBER 29, 2025  
CAPE GIRARDEAU, MO.

	1ST HALF	2ND HALF	FINAL
L	38	50	88
SEMO	30	47	77

CAPE GIRARDEAU, Mo. - Braxton Stacker scored a game-high 24 points as Southeast Missouri dropped an 88-77 decision to Atlantic Sun member Lipscomb.

SEMO fell behind by double-digits when Charlie Williams made a 3-pointer to put LU ahead, 29-19, with 5:11 remaining in the first half.

The Bisons went on to lead, 38-30, at the intermission.

The Redhawks used a 10-2 run to regain the lead in the second half.

Stacker made two free throws to ignite the surge and knocked down a 3-pointer to make it a one-possession game. His layup then put SEMO up, 52-51, at the 12:30 mark.

Marqueas Bell later extended the Redhawks lead to 58-53 with 9:17 to go.

Tied at 66-66, LU went on a 19-6 run to pull away for good.

Titas Sargiunas made two free throws to finish off the run that gave the Bisons an 85-72 lead with 21 seconds left.

Stacker shot 6-of-13 from the field, made three 3-pointers and

hit 9-of-11 free throws. He also grabbed six rebounds and dished out four assists.

BJ Ward followed with 19 points and Brendan Terry turned in a double-double 10 points and 10 boards.

SEMO made 23 free throws and outrebounded LU, 39-32.

LU made 11 three-pointers and was led by Mateo Esmeraldo's 22 points. Esmeraldo was one of four players in double figures for the Bisons.

The Bisons shot 50 percent (29-of-58) from the field.

## Lipscomb 88, Southeast Missouri 77

Official Basketball Box Score - Final  
Lipscomb at Southeast Mo. St.  
11/29/25 Show Me Center, Cape Girardeau  
2025-26 Men's BasketballGame Time: 2:00 PM  
Game Duration: 2:03  
Attendance: 698

Officials: James Hicks, Chance Waleesen, Michael Smith Jr.

Lipscomb - 88

Record: 4-4

NO. Name	Min	FG	3P	FT	Rebounds	Fouls	TP	AS	TO	ST	Blocks	+/-
		M-A	M-A	M-A	OR DR TOT	PF FD					BS BA	
6 Or Ashkenazi	F 20:17	2-5	2-3	0-0	0 2 2	5 2	6	2	1	0	0 0	13
26 Titas Sargiunas	F 18:07	3-5	1-2	2-2	0 2 2	3 2	9	2	1	0	0 0	8
33 Charlie Williams	F 18:07	5-12	2-5	0-0	2 1 3	4 1	12	2	0	2	0 0	5
35 Grant Asman	C 32:43	0-5	0-3	3-4	2 9 11	1 3	3	7	2	0	1 1	19
1 Mateo Esmeraldo	G 38:03	7-12	1-3	7-10	1 3 4	0 6	22	5	2	4	0 0	14
7 Elihan Duncan	24:02	6-9	2-5	0-0	0 2 2	1 2	14	0	2	1	0 0	6
24 Cole Middleton	14:10	1-4	0-1	3-4	0 1 1	2 3	5	0	2	0	0 0	-8
3 Kennedy Okpara	14:17	3-4	3-3	2-4	0 3 3	2 2	11	0	1	1	1 0	0
23 Kellan Boylan	20:14	2-2	0-0	2-2	1 3 4	4 1	6	2	1	0	0 0	-2
Team					0 0 0	0 0			4			
<b>Totals</b>		29-58	11-25	19-26	6 26 32	22 22	88	20	16	8	2 1	11

Shooting By Period		
1st FG%	14-29	48.3%
3PT%	5-12	41.7%
FT%	5-10	50%
2nd FG%	15-29	51.7%
3PT%	6-13	46.2%
FT%	14-16	87.5%
GM FG%	29-58	50.0%
3PT%	11-25	44.0%
FT%	19-26	73.1%
Dead Ball Rebounds: 3, 1		

Southeast Mo. St. - 77

Record: 2-6

NO. Name	Min	FG	3P	FT	Rebounds	Fouls	TP	AS	TO	ST	Blocks	+/-
		M-A	M-A	M-A	OR DR TOT	PF FD					BS BA	
15 Brendan Terry	F 23:55	5-11	0-0	0-0	4 6 10	3 2	10	0	3	0	0 0	-16
2 BJ Ward	G 30:41	7-15	1-2	4-4	1 0 1	3 3	19	2	5	0	0 1	-12
7 Landren Blocker	G 10:49	0-1	0-0	2-4	0 0 0	4 2	2	0	1	0	1 0	-8
10 Luke Almódovar	G 22:51	1-7	0-5	1-2	0 4 4	1 2	3	0	0	0	1 1	-19
44 Braxton Stacker	G 37:39	6-13	3-8	9-11	3 3 6	3 6	24	4	2	0	0 0	-8
1 PJ Farmer	06:00	0-0	0-0	0-0	0 1 1	1 0	0	1	0	0	0 0	-3
4 Troy Cole Jr.	21:00	2-5	0-2	0-0	0 1 1	3 0	4	0	2	2	0 0	4
18 David Idada	13:50	0-1	0-0	6-6	2 2 4	1 3	6	0	0	0	0 0	5
55 Marqueas Bell	25:06	4-7	0-0	1-2	2 7 9	4 2	9	1	3	0	0 0	-2
30 Elliot Lowmides	02:29	0-1	0-1	0-1	0 0 0	0 1	0	0	0	0	0 0	3
9 Blaize Sagna	05:40	0-0	0-0	0-0	0 1 1	0 0	0	0	0	0	0 0	1
Team					0 2 2	0 0			1			
<b>Totals</b>		25-61	4-18	23-30	12 27 39	23 21	77	8	17	2	1 2	-11

Major Fouls: Terry (F) 2 2nd 8:10 Terry (F) 1 2nd 1:22

	LIP	SEM
Biggest lead	13 (2nd 0:21)	5 (2nd 9:17)
Best Scoring Run	12 (2nd 0:21)	10 (2nd 11:30)
Lead Changes	6	
Times Tied	3	
Time with Lead	30:19	07:19

Points from	LIP	SEM
Turnovers	19	15
Paint	36	32
Second Chance	8	12
Fast Breaks	19	4
Bench	36	19

Period by Period Scoring			
	1st	2nd	TOT
LIP	38	50	88
SEM	30	47	77





**SIU EDWARDSVILLE**  
**JANUARY 17**

## GAME SUMMARIES

### GAME 9



## FINAL SCORE

DECEMBER 2, 2025  
CAPE GIRARDEAU, MO.

**CAPE GIRARDEAU, Mo.** - Landren Blocker had a season-high 14 points and seven rebounds to lead Southeast Missouri to a commanding 88-57 win over St. Mary of the Woods.

SEMO led from start to finish and scored 24 points off 17 turnovers. The Redhawks dominated the Pomeroyes in every phase of the game.

SEMO pressured SMWC into committing five turnovers and scored 10 points off those miscues en route to an early 11-0 lead just over two minutes into the game.

Blocker scored six of those points and capped the early jaunt with an alleyoop dunk off a pass from BJ Ward.

Braxton Stacker knocked down a 3-pointer to run SEMO's lead to 18-2 and Troy Cole, Jr. made two free throws to put the Redhawks up, 28-8, with 13:15 left in the first half.

Stacker drained another three to stretch his team's margin to 23 (42-19) before the Redhawks took a comfortable 50-32 advantage at halftime.

SEMO began the contest by making nine-straight field goals and scored 18 of its points off 12 turnovers in the first half. The Redhawks shot 52.6 percent (20-of-38) from the field get their big lead.

In the second half, the Redhawks went ahead by 30 on a jumper by Elliot Lowndes with 4:35 to go. Lowndes' second chance 3-pointer later gave SEMO its largest lead of the night with 34 seconds on the clock.

All 13 SEMO players scored.

Blocker shot 6-of-8 from the field and made 2-of-2 free throws. He added one assist, one steal and a block, as well.

Brendan Terry followed with 13 points in 19 minutes off the bench and Stacker chipped in 10.

Marqueas Bell (9), Lowndes (8), Luke Almodovar (6), PJ Farmer (6), David Idada (6), BJ Ward (6), Trace Sadler (4), Jay Reynolds (2), Blaize Sagna (2) and Troy Cole, Jr. (2) rounded out SEMO's scorers.

As a team, the Redhawks shot 51.5 percent (35-of-68) from the floor and outscored the Pomeroyes, 15-3, at the free throw line. SEMO

man-handled SMWC with a 62-32 showing inside the paint.

Defensively, the Redhawks posted a season-best 12 steals.

## Southeast Missouri 88, St. Mary of the Woods 57



Official Basketball Box Score - Final  
**St. Mary-Woods at Southeast Mo. St.**  
12/02/25 Show Me Center, Cape Girardeau  
2025-26 Men's Basketball

Game Time: 6:30 PM  
Game Duration: 1:35  
Attendance: 1,345

Officials: Coy Gammon, Philip Cudd, Dillon Brasher

St. Mary-Woods - 57

Record: 0-1

NO.	Name	Min	FG	3P	FT	Rebounds	Fouls	TP	AS	ST	Blocks	+/-
			M-A	M-A	M-A	OR DR TOT	PF FO				BS BA	
1	Taray Howell	G 15:21	3-8	0-3	0-0	0 1 1	0 1	6	1	2	1	0 -20
4	Ellis Todd	G 16:30	3-7	0-1	0-0	0 2 2	1 0	6	0	4	0	1 -20
12	Malachi Pearson	G 13:57	2-4	0-0	0-0	0 1 1	0 0	4	0	2	1	0 -17
22	Ikechi Ajukwa	G 16:09	1-7	0-0	0-0	1 1 2	2 1	2	1	1	1	0 -21
28	Thomas Girma	G 18:50	2-5	1-1	0-0	4 1 5	1 0	5	0	0	2	0 -22
0	Stanley Harley	13:30	4-7	1-3	0-0	1 1 2	1 1	9	1	2	0	0 -8
8	Christopher Owens	21:45	2-5	0-2	0-0	0 1 1	1 0	4	1	2	1	0 -13
20	DeYon Bell	23:19	2-5	0-0	0-0	0 5 5	5 0	4	1	1	0	3 -9
25	Terrance Hill	21:02	5-8	0-2	3-3	0 2 2	0 2	13	0	0	1	0 -9
30	Ahadou Ceesay	21:42	2-5	0-0	0-2	2 4 6	2 4	4	1	2	1	0 -10
3	Zayvion Baker	11:28	0-3	0-3	0-0	0 0 0	1 0	0	2	0	1	0 -5
24	Christopher Owens	06:26	0-1	0-1	0-0	0 0 0	0 0	0	0	0	0	0 -1
Team						0 0 0	0	0	1			
<b>Totals</b>			26-65	2-16	3-5	8 19 27	14 9	57	8	17	9	3 -31

Major Fouls: NONE

Southeast Mo. St. - 88

Record: 3-6

NO.	Name	Min	FG	3P	FT	Rebounds	Fouls	TP	AS	ST	Blocks	+/-
			M-A	M-A	M-A	OR DR TOT	PF FO				BS BA	
18	David Idada	G 12:00	3-3	0-0	0-0	0 0 0	0 0	6	0	0	1	0 13
2	BJ Ward	G 26:26	3-3	0-0	0-0	1 2 3	1 0	6	4	0	4	0 25
7	Landren Blocker	G 21:36	6-8	0-1	2-2	2 5 7	1 2	14	1	2	1	1 20
44	Braxton Stacker	G 18:27	4-6	2-4	0-0	0 1 1	1 0	10	5	1	2	0 22
55	Marqueas Bell	G 16:42	3-6	0-1	3-4	1 2 3	0 3	9	1	2	1	0 19
4	Troy Cole Jr.	11:07	0-1	0-1	2-2	0 0 0	1 2	2	2	1	0	0 1
15	Brendan Terry	19:38	5-12	0-2	3-3	1 4 5	0 2	13	2	0	2	1 16
10	Luke Almodovar	18:21	2-11	0-6	2-4	0 5 5	0 2	6	1	1	1	0 5
1	PJ Farmer	15:35	2-6	0-3	2-2	1 1 2	0 1	6	1	1	1	0 1
9	Blaize Sagna	12:30	1-1	0-0	0-0	2 2 4	1 0	2	0	0	0	0 12
30	Elliot Lowndes	09:26	3-5	1-2	1-1	1 4 5	2 2	8	0	2	0	0 10
3	Trace Sadler	08:22	2-3	0-0	0-0	0 2 2	1 0	4	0	1	0	0 2
25	Jay Reynolds	09:50	1-3	0-2	0-0	1 0 1	1 0	2	0	0	0	0 5
Team						0 0 0	0	0	0			
<b>Totals</b>			35-68	3-22	15-18	10 28 38	9 14	88	17	11	12	4 31

Major Fouls: NONE

	SMW	SEM
Biggest lead	0 (1 <sup>st</sup> 20:00)	31 (2 <sup>nd</sup> 0:34)
Best Scoring Run	5 (1 <sup>st</sup> 5:02)	11 (1 <sup>st</sup> 18:28)
Lead Changes	0	
Times Tied	0	
Time with Lead	00:00	39:46
Points from Turnovers	7	24
Paint	32	62
Second Chance	4	15
Fast Breaks	2	24
Bench	34	43







## GAME SUMMARIES

## GAME 10



**CHATTANOOGA, Tenn.** - Southeast Missouri scored four points in the final 59 seconds to eke out a 74-70 win over Chattanooga in a thriller at McKenzie Arena.

In an up-tempo slugfest that featured 13 ties and 19 lead changes, SEMO delivered the knockout blow to come away with its first true road victory of the season.

Troy Cole, Jr., provided the spark the Redhawks needed to get to the finish line when he stole the ball and threw down a dunk giving SEMO a 70-68 edge with 1:39 to go.

After Makai Richards made two free throws to tie the game one last time, Cole, Jr. hammered down another big dunk. BJ Ward found Cole, Jr. who then drove the baseline and scored to regain a 72-70 advantage for the Redhawks.

Former Redhawk Teddy Washington, Jr. missed a jumper in the paint on UTC's ensuing possession. Luke Almodovar grabbed the rebound and Braxton Stacker was fouled. Stacker made two free throws with 13 seconds on the clock to ice it.

Almodovar gave SEMO its first lead in the second half when he stole the ball and went to the rim for a dunk to make it a 57-55 ballgame with 12:26 left to play.

Neither team led by more than three points for nearly nine minutes before the Redhawks took their two-possession lead in the final seconds.

SEMO and UTC shot 57 percent or better and led by no more than five points in a tightly contested first half.

Landren Blocker sent a jolt into the Redhawks out of the gate scoring a pair of layups and getting a steal in the first 2:09. Blocker's step back jumper put SEMO ahead, 6-1, with 17:51 remaining in the first half.

After Almodovar buried a 3-point-er to tie the game at 37-37, UTC answered with five-straight points and built its five-point cushion on Jordan Frison's driving layup with 51 seconds to go.

A pull up 3-pointer by Stacker and layup by Elliot Lowndes at the buzzer helped trim the Mocs' lead to 46-44 at the half.

The Redhawks shot 57.6 percent (19-of-33) from the floor, while UTC made 70.8 percent (17-of-24) of its field goals in the first 20 minutes of play.

Almodovar led three SEMO players in double figures with 16 points off the bench. He scored 12 of those from downtown.

Stacker followed with 12 points and Ward added 10. Stacker made a perfect 4-of-4 free throws and Ward posted four assists, as well.

Cole, Jr. also had nine points and five rebounds for the Redhawks, both season-highs.

***Southeast Missouri 74, Chattanooga 70***



Official Basketball Box Score - Final  
**Southeast Mo. St. at Chattanooga**  
 12/06/25 McKenzie Arena, Chattanooga  
 2025-26 Chattanooga Basketball

Game Time: 4:30 PM  
Game Duration: 1:49  
Attendance: 3,055

**Officials:** Glenn Tuitt, Erroll Lewis, Jason Creek

Southeast Mo. St. - 74		Record: 4-6															Shooting By Period			
NO. NAME	Min	FG		3P		FT		Rebounds		Fouls		TP		ST		Blocks		+/-		
		M-A	M-A	M-A	M-A	OR	DR	OR	DR	PF	FD	AS	TS	TO	ST	BS	BA			
18 David Idada	C 14:58	0-0	0-0	0-0	0-0	0	3	3	1	0	0	1	0	0	0	0	3	3PT% 6-13 46.2%		
2 BJ Ward	G 36:26	4-8	2-4	0-0	1	1	2	0	10	4	3	1	0	0	0	0	3	FT% 0-2 0%		
7 Landren Blocker	G 18:35	4-5	0-1	1-2	3	2	5	4	2	9	1	0	1	0	1	0	0	2nd FG% 11-29 37.9%		
44 Braxton Stacker	G 32:33	3-12	2-7	4-4	3	3	3	2	3	12	1	0	0	0	0	1	7	3PT% 3-12 25.0%		
55 Marquess Bell	G 22:36	2-5	0-1	0-1	0	1	1	0	1	4	1	1	0	0	1	3	3	FT% 5-7 71.4%		
15 Brendan Terry	18:05	3-7	0-0	0-0	3	2	5	5	6	2	2	2	0	1	0	0	-4	GM FG% 30-62 48.4%		
4 Troy Cole Jr.	18:29	4-6	1-2	0-0	1	4	5	2	9	1	1	1	0	0	0	0	0	3PT% 9-25 36.0%		
30 Eli Almodovar	27:51	6-13	4-9	0-1	0	4	4	1	5	16	1	2	1	0	1	4	4	FT% 5-9 55.6%		
30 Luke Lowndes	10:28	4-6	0-1	0-1	2	0	2	1	1	8	1	1	0	1	0	0	0	Dead Ball Rebounds: 1		
Team		1 2 3 0 0 0 1																		
Totals		30-62	9-25	5-9	11	21	32	18	13	74	13	11	6	3	3	4				

Chattanooga - 70		Record: 4-5										Major Fouls: Terry (TF) 2 " 5:28									
NO. NAME	Min	FG	3P	FT	Rebounds	Fouls	TP	AS	TO	ST	Blocks	+/-	Shooting By Period								
		M/A	M/A	M/A	OR DR	PF					BS BA		1st	2nd							
34 Makai Richards	F 19:30	2-4	0-0	4-4	0	3	2	2	8	1	1	1	2	3PT% 5.9	55.6%						
2 Sebastian Hartmann	G 23:38	2-3	2-2	0-0	2	2	5	0	6	2	1	2	0	1	2						
5 Jordan Frison	G 33:35	6-7	0-1	5-7	1	6	7	1	6	3	6	2	0	0	-2						
17 Teddy Washington, Jr.	G 26:04	5-13	1-4	0-0	1	0	4	2	11	1	2	1	0	0	4						
11 Billy Smith	G 26:54	3-7	1-4	1-3	0	4	0	3	8	0	1	0	1	1	-1						
0 Tate Danner	26:45	3-8	3-5	0-0	2	0	2	1	2	9	1	1	0	0	-6						
30 Josh Parker	15:17	0-0	0-0	0-0	0	0	0	2	0	0	0	0	0	0	0						
1 Brennan Watkins	05:10	0-0	0-0	2-2	0	0	0	1	1	0	0	0	0	0	0						
3 Jikari Johnson	04:28	0-0	0-0	0-0	0	0	0	0	0	0	0	0	1	0	-2						
55 Parker Robison	16:09	3-3	0-0	1-1	0	3	3	1	7	1	0	0	1	0	-9						
Team					0	1	0	0													
Totals		25-50	7-17	13-17	4	23	27	13	70	12	7	7	3	-4							
													Dead Ball Rebounds: 3, 1								

	SEMO	CHATT	Major Poles: NONE						
Biggest lead	5 (1 <sup>st</sup> 17:51)	5 (1 <sup>st</sup> 0:51)	Points from Turnovers	SEMO 16	CHATT 11	Period by Period Scoring			
Best Scoring Run	6 (1 <sup>st</sup> 17:51)	6 (1 <sup>st</sup> 14:10)	Paint	38	28	SEMO	1st	2nd	TOT
Lead Changes	19	19	Second Chance	15	7		44	30	74
Times Tied	13		Fast Breaks	6	6	CHATT	46	24	70
Time with Lead	08:53	21:07	Bench	39	20				





**SIU EDWARDSVILLE**  
**JANUARY 17**

## GAME SUMMARIES

### GAME 11



# FINAL SCORE

DECEMBER 14, 2025  
CAPE GIRARDEAU, MO.

	1ST HALF	2ND HALF	FINAL
	22	43	65
	46	42	88

**CAPE GIRARDEAU, Mo.** - Marqueas Bell scored a career-high 19 points to lead Southeast Missouri to an 88-65 victory over Saint Xavier at the Show Me Center.

SEMO picked up its third-straight win and improved to 3-0 in December during its non-conference finale.

Ahead, 9-6, SEMO built a big lead with the help of a 20-2 run less than 10 minutes into the contest.

Brendan Terry's started the surge and Braxton Stacker later hit a 3-pointer to give the Redhawks their first double-digit lead. Luke Almodovar's two free throws capped the run putting SEMO ahead, 29-8, with 10:18 remaining in the first half.

Marqueas Bell drove the length of the court and beat the buzzer with a two-handed jam giving the Redhawks a 46-22 advantage at halftime.

SEMO forced 13 turnovers and limited SXU to 27.6 percent from the field in the first 20 minutes. The Cougars also made just 3-of-13 from long range.

The Redhawks led by as many as 33 when Almodovar drained a second chance 3-pointer to make it a 76-43 game with 9:57 to go.

As a team, SEMO shot 50.8 percent (31-of-61) from the field and made eight 3-pointers.

Bell was a perfect 6-of-6 from the floor and added 6-of-7 free throws. He also led the Redhawks with six rebounds and dished out three assists.

Almodovar followed with 14 points and Stacker chipped in 12.

The Redhawks forced 19 turnovers and SXU shot 39 percent (23-of-59) from the field, the lowest field goal percentage of any opponent this season.

## Southeast Missouri 88, Saint Xavier 65



Official Basketball Box Score - Final  
**St. Xavier at Southeast Mo. St.**  
12/14/25 Show Me Center, Cape Girardeau  
2025-26 Men's Basketball

Game Time: 2:00 PM  
Game Duration: 1:49  
Attendance: 1,482

Officials: Shane Staggs, Josh Pitts, Alex Mansuet

St. Xavier - 65

Record: 0-1

NO.	Name	Min	FG	3P	FT	Rebounds	Fouls	TP	AS	TO	ST	Blocks	+/-
			M-A	M-A	M-A	OR DR TOT	PF	FD				BS BA	
2	Jerry Abushanab	G 22:53	1-6	0-3	1-1	0 1 1	2 1	3	0	3	0	1 0	-8
3	Mekhi Wilson	G 21:23	4-9	1-4	3-4	1 1 2	0 2	12	1	0	2	0 1	-7
4	Davion Lawrence	G 20:05	7-13	5-7	0-1	2 4 6	4 1	19	0	4	1	1 2	-13
13	Jordan Streeter	G 21:23	2-4	0-1	0-0	0 2 2	2 0	4	0	2	0	0 0	-7
0	Ashton Alwater	19:06	0-5	0-3	0-0	1 0 1	2 1	0	3	3	4	0 0	-13
5	Ike Nwadi	17:07	2-7	0-1	1-2	2 2 4	2 2	5	0	1	0	0 0	-19
23	DJ Shelton	06:47	1-2	1-1	0-0	1 3 4	0 0	3	1	0	1	0 1	5
15	Mason Kibelkis	19:55	1-3	1-3	0-0	0 1 1	0 0	3	0	0	2	0 0	-13
20	MJ Galmah	17:07	4-5	0-0	6-7	0 4 4	2 5	14	0	2	2	1 0	-12
21	James Morgan	11:42	0-3	0-1	0-0	0 1 1	2 0	0	0	0	0	0 0	-15
24	Marko Tojagic	17:06	1-2	0-0	0-4	0 4 4	2 2	2	0	2	0	1 0	-14
30	Landon Rivers	05:26	0-0	0-0	0-0	0 0 0	0 0	0	0	0	0	0 0	1
Team			0 0	0 0	0 0	0 0 0	0 0	0	0	2			
Totals			23-59	8-24	11-19	7 23 30	18 14	65	5	19	12	4 4	-23

Shooting By Period			
1st FG%	8-29	27.6%	
3PT%	3-13	23.1%	
FT%	3-9	33.3%	
2nd FG%	15-30	50.0%	
3PT%	5-11	45.5%	
FT%	8-10	80%	
GM FG%	23-59	39.0%	
3PT%	8-24	33.3%	
FT%	11-19	57.9%	

Dead Ball Rebounds: 7, 3

Southeast Mo. St. - 88

Record: 5-6

NO.	Name	Min	FG	3P	FT	Rebounds	Fouls	TP	AS	TO	ST	Blocks	+/-
			M-A	M-A	M-A	OR DR TOT	PF	FD				BS BA	
18	David Idada	C 13:11	2-2	0-0	1-2	1 2 3	0 2	5	1	1	0	1 0	17
2	BJ Ward	G 22:43	2-6	0-4	0-0	0 4 4	1 0	4	4	1	0	0 0	22
7	Landren Blocker	G 14:14	3-4	0-0	0-0	1 3 4	1 0	6	2	2	1	0 0	1
44	Braxton Stacker	G 21:06	3-5	2-3	4-4	0 4 4	1 2	12	1	3	3	1 1	25
55	Marqueas Bell	G 19:53	6-6	1-1	6-7	2 4 6	1 4	19	3	1	1	0 0	16
15	Brendan Terry	13:01	2-6	0-0	0-1	3 2 5	1 1	4	0	0	0	1 0	0
4	Troy Cole Jr.	17:17	2-5	1-2	2-3	0 1 1	1 3	7	2	0	5	0 0	27
10	Luke Almodovar	19:00	4-8	2-6	4-5	0 3 3	1 3	14	1	1	0	0 0	16
30	Eliot Lowndes	13:13	2-4	1-3	0-0	1 2 3	3 0	5	0	1	1	0 0	4
1	PJ Farmer	18:03	1-4	0-1	1-2	0 2 2	2 2	3	5	4	0	0 0	1
9	Blaize Sagna	09:11	0-3	0-2	0-0	0 1 1	1 0	0	0	1	0	0 1	-4
25	Jay Reynolds	11:39	1-5	1-3	0-0	0 0 0	1 0	3	0	0	0	0 1	-4
3	Trace Sadler	07:29	3-3	0-0	0-1	0 1 1	0 1	6	0	0	0	0 0	-6
Team			0 0	0 0	0 0	0 0 0	0 0	0	0				
Totals			31-61	8-25	18-25	8 29 37	14 18	88	19	15	11	4 4	23

Major Fouls: NONE

	STX	SEM
Biggest lead	0 (1 <sup>st</sup> 20:00)	33 (2 <sup>nd</sup> 9:57)
Best Scoring Run	9 (2 <sup>nd</sup> 8:08)	8 (2 <sup>nd</sup> 4:44)
Lead Changes	0	
Times Tied	0	
Time with Lead	00:00	38:59

	STX	SEM
Points from Turnovers	15	24
Paint	28	46
Second Chance	7	12
Fast Breaks	14	20
Bench	27	42

Period by Period Scoring			
	1st	2nd	TOT
STX	22	43	65
SEM	46	42	88





## GAME SUMMARIES

SIU EDWARDSVILLE  
JANUARY 17

## GAME 12



**COOKEVILLE, Tenn.** - Southeast Missouri led by double figures late in the first half, but fell to Tennessee Tech, 85-74, at the Eblen Center.

TTU outscored SEMO, 51-39, in the second half and made a season-high 35 free throws en route to its first Ohio Valley Conference victory of the season.

The Golden Eagles fell behind, 23-13, with 8:10 left to play in the first half and were down, 35-34, at halftime before taking control.

Back-to-back 3-pointers by Ty Owens and C.J. McPherson quickly gave TTU a 40-36 lead a little over two minutes into the second stanza and the Golden Eagles didn't trail again.

The Golden Eagles heated up to make five-straight field goals. Owens' driving layup pushed TTU's lead to 50-41 before Braxton Stacker countered with a 3-pointer to make it a two-possession game ahead of the second media timeout.

Malik Ferguson scored on a layup, was fouled and added a free throw to get TTU its first

double-digit lead of the night at 54-44 with 12:40 on the clock.

The Golden Eagles were up by as many as 14 points and stayed ahead by double figures until Luke Almodovar knocked down a 3-pointer to make it a 74-67 game with 1:33 remaining.

Four of SEMO's first five made field goals of the game came from downtown.

BJ Ward, Brendan Terry and Almodovar each buried a three during a 14-3 run that helped get the Redhawks a 14-5 lead with 13:35 remaining in the first half.

Moments later, Elliot Lowndes drained a 3-pointer to give SEMO its first double-digit lead at 17-7.

Ward's tip-in put the Redhawks ahead by 10 again with a little over eight minutes to go.

SEMO then led 30-21 when TTU used a 9-0 run to tie the game. Dani Pounds made two free throws to bring the game to a 30-30 deadlock at the 2:16 mark.

Ward went to the free throw line and knocked down two free throws of his own to regain a 35-34 edge for the Redhawks at halftime.

There were a combined 50 fouls and 73 free throws attempted between the teams.

Ward matched a season-high 19 points on 6-of-18 field goals, three 3-pointers and a perfect 4-of-4 free throws. He also had six rebounds and dished out four assists.

Almodovar and Stacker followed with 17 and 12 points, respectively.

Both made five free throws each, as well.

As a team, the Redhawks were 24-of-31 at the charity stripe.

Pounds led all scorers with a game-high 22 points, including 14 at the free throw line. He was 14-of-17 for the night.

TTU shot 35-of-42 free throws.

## Tennessee Tech 85, Southeast Missouri 74



Official Basketball Box Score - Final  
Southeast Mo. St. at Tennessee Tech  
12/18/25 Eblen Center, Cookeville  
2025-26 Men's Basketball

Game Time: 7:30 PM  
Game Duration: 2:19  
Attendance: 751

Officials: Kevin Mathis, Jabir Walker, Kendrick Link

Southeast Mo. St. - 74		Record: 5-7 (2-1)															
NO.	Name	Min	FG	3P	FT	Rebounds	Fouls	TP	AS	TO	ST	Blocks	BA	+	-		
			M-A	M-A	M-A	OR DR TOT	PF					BS	BA				
18	David Idada	C 11:24	1-3	0-0	1-1	2 1 3	2 1	3	0	2	0	1	1	-10			
2	BJ Ward	G 31:08	6-18	3-10	4-4	4 2 6	1 3	19	4	4	0	0	0	-9			
7	Landren Blocker	G 19:44	1-3	0-0	1-2	2 3 5	4 1	3	1	0	0	0	1	0			
44	Braxton Stacker	G 34:16	3-11	1-5	5-5	1 1 2	4 4	12	1	1	2	0	1	-6			
55	Marques Bell	G 25:48	1-4	0-0	3-4	3 1 4	1 4	5	2	2	1	0	2	-14			
15	Brendan Terry	10:09	2-4	1-1	0-0	1 2 3	5 0	5	0	1	0	1	1	-1			
10	Luke Almodovar	22:39	5-10	2-7	5-7	1 3 4	4 5	17	0	2	0	0	0	-1			
4	Troy Cole Jr.	16:18	0-3	0-1	4-6	1 1 2	2 3	4	0	0	0	1	0	-8			
30	Elliot Lowndes	12:54	2-4	1-2	1-2	1 5 6	4 1	6	0	0	0	2	0	0			
1	PJ Farmer	14:13	0-0	0-0	0-0	0 3 3	1 0	0	1	0	1	0	0	-4			
3	Trace Sadler	01:27	0-0	0-0	0-0	0 0 0	0 0	0	0	1	0	0	0	-2			
Team						0 0 0	0 0	0	0	1							
Totals			21-60	8-26	24-31	16 22 38	28 22	74	9	14	4	5	6	-11			

Shooting By Period			
1st	FG%	11-28	39.3%
	3PT%	5-12	41.7%
	FT%	8-10	80%
2nd	FG%	10-32	31.3%
	3PT%	3-14	21.4%
	FT%	16-21	76.2%
GM	FG%	21-60	35.0%
	3PT%	8-26	30.8%
	FT%	24-31	77.4%


Dead Ball Rebounds: 2, 0

Tennessee Tech - 85		Record: 6-6 (1-0)															
NO.	Name	Min	FG	3P	FT	Rebounds	Fouls	TP	AS	TO	ST	Blocks	BA	+	-		
			M-A	M-A	M-A	OR DR TOT	PF					BS	BA				
11	Dani Pounds	F 29:04	4-9	0-0	14-17	3 3 6	4 12	22	0	0	0	2	0	16			
1	Mekhi Cameron	G 27:15	2-9	1-4	7-9	1 6 7	2 6	12	1	0	0	0	0	-9			
6	Brandon Muntu	G 29:38	4-5	2-3	2-2	0 2 2	3 1	12	2	1	0	0	0	10			
9	Ty Owens	G 30:09	3-4	1-1	5-6	0 3 3	2 3	12	3	2	3	0	0	12			
13	C.J. McPherson	G 16:57	1-4	1-4	0-0	1 1 2	3 0	3	1	1	0	0	0	7			
7	JaJuan Nicholls	16:29	2-6	0-0	3-3	1 4 5	1 2	7	1	1	0	3	3	3			
5	JaQuavian Florence	23:42	2-7	0-1	2-2	0 2 2	3 1	6	2	1	3	1	0	-2			
0	Malik Ferguson	16:18	4-6	1-2	2-3	0 2 2	3 3	11	1	3	0	0	2	4			
3	Jah'Kim Payne	08:28	0-0	0-0	0-0	0 2 2	1 0	0	1	0	0	0	0	5			
Team						3 2 5	0 0	0	2								
Totals			22-50	6-15	35-42	9 27 36	22 28	85	12	11	7	6	5	11			

Major Fouls: Almodovar (F1) 1 14 4 06

	SEM		TTU								Period by Period Scoring		
Biggest lead	10 (1 <sup>st</sup> 12:43)		14 (2 <sup>nd</sup> 10:19)		Points from	SEM	TTU				1st	2nd	TOT
Turnovers						9	15	Paint	22	30			
Best Scoring Run	9 (1 <sup>st</sup> 13:35)		9 (1 <sup>st</sup> 2:16)		Second Chance	21	12	SEM	35	39	74		
Lead Changes	4				Fast Breaks	14	25	TTU	34	51	85		
Times Tied	4				Bench	32	24						
Time with Lead	18:42		19:42										

Game Notes: FOULED OUT: Southeast Missouri State - Terry (8:44 2nd) •





**SIU EDWARDSVILLE**  
**JANUARY 17**

### GAME 13



**NASHVILLE** - Marqueas Bell had a double-double 22 points and 12 rebounds and Southeast Missouri shot a season-high 57.7 percent from the field to overpower Tennessee State, 91-82, at the Gentry Center.

SEMO picked up its first Ohio Valley Conference win and beat TSU for the eighth time in the last 10 meetings between the teams.

The Redhawks sent the Tigers in a big hole early and never let up.

Luke Almodovar came off the bench and gave the Redhawks an immediate jolt scoring 11 points in four minutes. Almodovar's third 3-pointer during that stretch gave SEMO a 14-7 advantage with 14:15 remaining in the first half.

Bell's driving layup grabbed SEMO its first double-digit lead at 27-16. Almodovar then finished off a 13-0 run with a layup following a Landren Blocker block to put the Redhawks ahead, 31-16.

TSU dropped the margin to single digits with a 13-2 run and trailed 44-37 at halftime.

SEMO continued to have its way with the Tigers in the second half scoring six-straight points to quickly regain its double-digit lead.

The Redhawks made eight of their first 11 field goals and drew seven fouls to get in the bonus for the final 12:59 of the contest.

Blocker rebounded an Almodovar miss and threw down a highlight-reel one-handed dunk to extend SEMO's lead to 67-50 with a little over 12 minutes left.

Elliot Lowndes buried a 3-pointer to give the Redhawks their biggest lead at 76-57 at the 9:35 mark.

SEMO led by double figures until TSU scored on its final possession of the game.

Bell turned in his team-high third double-double of the season reaching new career-highs in both points and rebounds. He scored 13 of his points in the second half.

Almodovar followed with 19 points, BJ Ward added 14 and Braxton Stacker chipped in 11.

SEMO was involved in another foul heavy game that resulted in 46 fouls and 65 free throw attempts between the teams. The Redhawks

made 22-of-29 at the free throw line, while the Tigers finished 26-of-36.

The Redhawks outrebounded TSU by a +11 margin (39-28) for the game and made 60 percent (15-of-25) of its field goals in the second half.

SEMO's 91 points marked a season-high, as well.

Brad Korn earned his 80th win tying Dickey Nutt (2009-15) for the second-most victories among head coached during SEMO's NCAA Division I era. Korn also improved to 9-3 all-time against TSU. Those nine victories are Korn's most against any OVC opponent.

## Southeast Missouri 91, Tennessee State 82



Official Basketball Box Score - Final  
Southeast Mo. St. at Tennessee St.  
12/20/25 Gentry Center Complex, Nashville

2025-26 Men's Basketball: Southeast Missouri State vs. Tennessee State

Game Time: 3:30 PM  
Game Duration: 2:07  
Attendance: 327

Officials: Kevin Driver, Kyle Bottoms, Tavaras Armour

Southeast Mo. St. - 91

Record: 6-7 (1-1)

NO.	Name	Min	FG	3P	FT	Rebounds	Fouls	TP	AS	TO	ST	Blocks	BS	BA	+/-
18	David Idada	C 08:20	0-0	0-0	2-2	0 1 1	0 2 2	0	0	0	0	0	0	0	8
2	BJ Ward	G 29:17	4-10	2-5	4-4	0 1 1	2 2 14	2	7	2	1	1	0	0	8
7	Landren Blocker	G 11:01	3-4	1-1	0-0	1 5 6	5 1 7	0	3	0	1	1	1	1	18
44	Braxton Stacker	G 32:34	4-9	1-4	2-3	1 3 4	3 3 11	5	1	0	2	1	7	1	17
55	Marqueas Bell	G 35:34	8-9	0-0	6-8	3 9 12	2 5 22	3	2	0	0	0	0	22	9
4	Troy Cole Jr.	11:47	0-1	0-1	1-2	0 2 2	0 1 1	0	2	1	0	0	0	0	9
10	Luke Almodovar	26:02	6-11	3-6	4-4	0 3 3	4 3 19	0	0	1	0	1	0	1	9
15	Brendan Terry	30:44	3-5	0-1	3-6	2 3 5	3 4 9	5	1	0	0	1	0	1	2
30	Elliot Lowndes	10:59	2-3	2-2	0-0	1 2 3	3 0 6	1	1	0	0	0	0	5	5
1	PJ Farmer	01:31	0-0	0-0	0-0	0 0 0	1 0 0	0	1	0	0	0	0	0	-6
9	Blaise Sagna	02:11	0-0	0-0	0-0	0 0 0	2 0 0	0	0	0	0	0	0	0	-3
Team						1 1 2	0 0	0	1	0	0	0	0	0	0
Totals			30-52	9-20	22-29	9 30 39	25 21	91	16	19	4	4	5	9	

Major Fouls: NONE

Shooting By Period		
1st FG%	15-27	55.6%
3PT%	7-14	50.0%
FT%	7-8	87.5%
2nd FG%	15-25	60.0%
3PT%	2-6	33.3%
FT%	15-21	71.4%
GM FG%	30-52	57.7%
3PT%	9-20	45.0%
FT%	22-29	75.9%

Dead Ball Rebounds: 1, 0

Tennessee St. - 82

Record: 7-5 (1-1)

NO.	Name	Min	FG	3P	FT	Rebounds	Fouls	TP	AS	TO	ST	Blocks	BS	BA	+/-
0	Jalen Pire	F 10:25	0-0	0-0	0-0	0 2 2	3 0	0	0	1	0	1	0	0	-8
11	Antoine Loric III	F 34:39	7-9	0-0	5-11	4 6 10	5 8	19	1	1	0	3	0	0	-9
30	Aaron Nikumah	F 26:03	2-11	0-3	11-12	0 1 1	2 8	15	0	0	3	0	3	0	-2
2	Travis Harper II	G 28:53	7-13	5-9	4-5	0 1 1	2 4	23	0	1	2	1	0	0	-5
10	Dante Harris	G 37:18	3-9	0-0	3-4	0 1 1	1 2	9	5	4	3	0	1	4	-4
23	Kavien Jones	13:56	0-2	0-0	0-0	1 0 1	3 0	0	0	1	0	0	0	0	-1
3	Khalil London	13:57	1-7	0-0	0-0	0 0 0	0 1 1	2	3	0	0	0	0	0	-7
7	Jabron Spikes	14:21	4-5	0-1	0-0	0 1 1	1 0	8	0	0	1	0	0	0	-1
12	Carlous Williams	16:39	1-3	1-2	1-2	2 5 7	3 1	4	0	1	0	0	0	0	-5
1	Damon Howard Jr	03:49	0-0	0-0	2-2	0 1 1	0 1	2	0	0	0	0	0	0	-5
Team						2 1 3	0 0	0	1	0	0	0	0	0	0
Totals			25-59	6-15	26-36	9 19 28	21 25	82	9	10	9	5	4	9	

Major Fouls: NONE

		SEMO	TSU
Biggest lead	19 (2 <sup>nd</sup> 9:35)	4 (1 <sup>st</sup> 16:54)	
Best Scoring Run	13 (1 <sup>st</sup> 7:40)	8 (1 <sup>st</sup> 3:58)	
Lead Changes	2		
Times Tied	0		
Time with Lead	37:51	01:48	

		SEMO	TSU
Points from Turnovers	11	26	
Paint	40	34	
Second Chance	15	8	
Fast Breaks	17	15	
Bench	35	16	

		SEMO	TSU
Period by Period Scoring	1st 2nd TOT		
SEMO	44 47 91		
TSU	37 45 82		





## GAME SUMMARIES

SIU EDWARDSVILLE  
JANUARY 17

## GAME 14

	1ST HALF	2ND HALF	FINAL
SEMO	37	22	59
Eastern Ill.	30	38	68

**FINAL SCORE**

JANUARY 1, 2026  
CAPE GIRARDEAU, MO.

**CAPE GIRARDEAU, Mo.** - Braxton Stacker scored 15 points and Southeast Missouri wiped out a 15-point deficit in a 68-59 come-from-behind win over Eastern Illinois at the Show Me Center.

SEMO trailed, 34-19, with 3:14 remaining in the first half and was down seven (37-30) at halftime before turning it on in the second stanza.

The Redhawks outscored the Panthers, 38-22, and limited EIU to just 25 percent (7-of-28) from the field in the final 20 minutes of action.

SEMO used a 9-0 jaunt early in the second half to get ahead of EIU for the first time since BJ Ward's 3-pointer gave the Redhawks a 3-0 edge 57 seconds into the contest.

David Idada scored the go-ahead basket on a layup to give SEMO a 43-41 lead with 13:27 to go. Stacker then stole the ball and made a layup to put the Redhawks up four.

Tied, 47-47, following a fast break dunk by Luke Almodovar,

the Redhawks started to pull away for good.

On SEMO's next possession, Landren Blocker threw down an alleyoop dunk. Marqueas Bell added a layup and Almodovar made two free throws to cap a six-point swing giving the Redhawks a 53-47 lead with 7:11 remaining.

Stacker later drained a 3-pointer to push the Redhawks lead to 66-55 at the 1:53 mark and SEMO never let up the rest of the way.

The Redhawks overcame a slow start which saw them miss nine of their first 11 field goals.

SEMO managed to put together an 11-1 run to get within five.

Stacker made a 3-pointer, was fouled and completed a four-point play to ignite the stretch. Troy Cole, Jr. scored, drew a foul and converted his 3-point play. Layups by Brendan Terry and Stacker trimmed EIU's lead to 35-30 with 39 seconds left.

Zion Fruster's jumper bounced off the rim and in to beat the buzzer sending the Panthers into the half with a 37-30 advantage.

SEMO heated up to shoot 53.3 percent (16-of-30) from the field in the second half.

Stacker shot 5-of-13 from the floor, made two 3-pointers and grabbed five rebounds.

Almodovar added 11 points, while Bell finished with eight points and nine rebounds.

The Redhawks outrebounded the Panthers, 37-28, and held a 42-24 advantage in the paint.

Andre Washington led all EIU scorers with 14 points.

Brad Korn picked up his 81st win and moved to second all-time in victories among head coaches in SEMO's NCAA Division I era.

## Southeast Missouri 68, Eastern Illinois 59



Official Basketball Box Score - Final  
Eastern Ill. at Southeast Mo. St.  
01/01/26 Show Me Center, Cape Girardeau  
2025-26 Men's Basketball

Game Time: 7:30 PM  
Game Duration: 1:55  
Attendance: 1,132

Officials: John Dillon, Cory Gammon, Josh Pitts

Eastern Ill. - 59 Record: 4-9 (1-2)

NO.	Name	Min	FG	3P	FT	Rebounds	Fouls	TP	AS	TO	ST	Blocks	+/-
			M-A	M-A	M-A	OR	DR	PF	FD			BS	BA
24	Terry McMorris	F 26:57	0-3	0-0	5-6	2-4	6-6	2-4	5	2	2	0	1
40	Kooper Jacobi	F 27:38	1-8	0-2	1-2	2-4	6-6	3-1	3	1	2	0	0
3	Meechie White	G 27:00	2-4	1-1	2-4	0-4	4-4	3-3	7	0	0	2	0
4	Andre Washington	G 28:35	5-16	2-6	2-2	0-1	1-1	3-3	14	0	0	1	0
5	Zion Fruster	G 26:51	4-12	1-4	1-2	0-1	1-1	2-1	10	2	5	0	0
10	Preston Turner	18:55	4-4	1-1	4-4	0-4	4-4	4-2	13	1	1	1	0
11	Malik Oldroyd	16:05	0-1	0-1	0-0	0-2	2-2	1-0	0	0	1	1	1
13	Nazareth Fisher	19:49	3-5	0-0	1-2	1-2	3-3	2-2	7	1	0	1	0
15	Andrew Austin	08:10	0-1	0-1	0-0	0-1	1-1	0-0	0	0	0	0	0
Team						0	23	20	15	59	8	12	6
Totals			19-54	5-16	16-22	5	23	28	20	15	59	8	12

Shooting By Period		
1st	FG%	12-26 46.2%
3PT%	3-8	37.5%
FT%	10-12	83.3%
2nd	FG%	7-28 25.0%
3PT%	2-8	25.0%
FT%	6-10	60%
GM FG%	19-54	35.2%
3PT%	5-16	31.3%
FT%	16-22	72.7%

Dead Ball Rebounds: 8, 2

Southeast Mo. St. - 68 Record: 7-7 (2-1)

NO. Name		Min	FG	M-A	3P	FT	Rebounds	Fouls	PF	TP	AS	TO	ST	Blocks	B-A	+/-	
18	David Idada	C 09:09	2-2	0-0	0-1	1-1	2-1	1-1	4	0	0	0	0	0	0	0	
2	BJ Ward	G 34:17	4-9	3-6	0-0	1-0	1-1	0-2	11	3	2	2	0	0	0	15	
7	Landren Blocker	G 24:13	4-5	0-0	0-4	2-3	5-5	2-3	8	0	1	0	0	0	0	11	
44	Braxton Stacker	G 27:08	5-13	2-6	3-5	2-3	5-4	3-3	15	4	0	1	1	0	0	19	
55	Marqueas Bell	G 24:53	4-8	0-0	0-3	1-8	9-1	4-4	8	2	3	2	0	1	5	1	
15	Brendan Terry	30:51	2-7	0-0	0-0	2-4	6-6	2-5	9	4	5	0	0	4	1	9	
10	Luke Almodovar	27:13	2-7	0-3	5-6	0-6	6-2	5-9	9	1	1	0	2	0	4	4	
4	Troy Cole Jr.	13:41	4-7	0-2	1-1	2-0	2-3	1-3	9	2	1	1	0	1	0	4	
1	PJ Farmer	05:30	0-2	0-1	0-0	0-1	1-1	0-0	0	0	0	0	1	0	0	6	
30	Elliot Lowndes	03:05	0-0	0-0	0-0	0-0	0-0	1-0	0	0	0	0	0	0	0	8	
Team																	
Totals			27-60	5-18	9-20	11	26	37	17	19	68	17	10	8	7	3	9

Major Fouls: Fruster (TF) 2<sup>nd</sup> 5:34

Major Points: Lowmires (1P) 1-7.39, Altimoorad (1P) 2-9.53															
EIU			SEM			Points from		EIU		SEM		Period by Period Scoring			
Biggest lead	15 (1 <sup>st</sup> 3:14)		11 (2 <sup>nd</sup> 4:53)		Turnovers <td colspan="2">8</td> <td colspan="2">12</td> <th colspan="2">1st</th> <th colspan="2">2nd</th> <th>TOT</th>	8		12		1st		2nd		TOT	
Best Scoring Run	8 (1 <sup>st</sup> 13:35)		9 (2 <sup>nd</sup> 12:37)		Paint	24		42		EIU		37		22	59
Lead Changes	4		2		Second Chance	2		21							
Times Tied	5				Fast Breaks	12		14							
Time with Lead	19:36		14:48		Bench	20		22		SEM		30		38	68





**SIU EDWARDSVILLE**  
**JANUARY 17**

## GAME SUMMARIES

### GAME 15



	1ST HALF	2ND HALF	FINAL
Western Illinois	27	23	50
Southeast Missouri State	34	39	73

## FINAL SCORE

JANUARY 3, 2025  
CAPE GIRARDEAU, MO.

**CAPE GIRARDEAU, Mo.** - BJ Ward scored a career-high 23 points to lead Southeast Missouri win over Western Illinois in Ohio Valley Conference action at the Show Me Center.

SEMO won its third-straight game and picked up its sixth victory in seven contests.

The Redhawks blew the game open in the second half running their lead to 62-40 on a layup by Braxton Stacker with eight minutes remaining.

WIU, at one time, went a span of 8:05 without a field goal until Francis Okwuosah's baseline jumper at the 6:44 mark.

SEMO outscored the Leathernecks, 39-23, and held WIU to just 26.3 percent (5-of-19) from the field in the second half. Meanwhile, the Redhawks made over 61 percent of their shots in the final 20 minutes of play.

The Redhawk led for the last 28:07 of the game and 32:23 of clock time.

Neither team made a field goal for nearly five minutes from the opening tip.

Once things settled down, SEMO later went on a 7-0 run to build a double-digit lead.

Marqueas Bell made two free throws, Ward drained a 3-pointer and Bell followed with a driving layup to put the Redhawks ahead, 32-21, with 1:50 left in the first half.

Ward's second chance layup gave SEMO a 10-point advantage with 25 seconds remaining before Lucas Lorenzen made a 3-pointer cutting SEMO's lead to 34-27 at the intermission.

Lorenzen's 3-pointer was WIU's first field goal in over six minutes at the end of the first half.

Ward shot 8-of-13 from the field and did not miss from 3-point range (3-of-3) or the free throw line (4-of-4) in his first 20-point game of the season. He also had nine rebounds, five assists and two steals.

Three others, including Luke Almodovar, Bell and Brendan Terry joined Ward in double figures. Almodovar scored 13 points, Bell added 11 and Terry chipped in 10.

SEMO man-handled WIU in the paint outscoring the Leathernecks, 44-18. The Redhawks forced 17

turnovers and shot 53.8 percent (28-of-52) from the field, as well.

## Southeast Missouri 73, Western Illinois 50



Official Basketball Box Score - Final  
**Western Ill. at Southeast Mo. St.**  
01/03/26 Show Me Center, Cape Girardeau  
2025-26 Men's Basketball

Game Time: 3:45 PM  
Game Duration: 1:58  
Attendance: 1,846

Officials: Steve Divino, Eric Lowe, John Boylan Jr.

Western Ill. - 50

Record: 4-11 (3-4)

NO.	Name	Min	FG	3P	FT	Rebounds	Fouls	TP	AS	TO	ST	Blocks	BS	BA	+/-
			M-A	M-A	M-A	OR DR TOT	PF FD								
5	Karylek Dixon	F 29:21	4-6	0-0	1-2	2 3 5	2 3	9	0	2	0	0	0	0	-22
12	Isaiah Griffin	F 34:20	3-10	0-6	4-5	0 1 1	3 4	10	2	1	1	0	0	0	-14
45	Antwaun Massey	F 23:10	0-2	0-0	2-3	1 2 3	4 2	2	1	3	1	0	0	0	-10
3	Lucas Lorenzen	G 36:40	3-10	3-7	7-8	2 4 6	1 5	16	1	3	1	0	1	0	-24
13	Makai Kwamime	G 23:30	1-5	0-2	1-2	0 0 0	2 3	3	3	2	0	1	0	0	-5
15	Francis Okwuosah	17:17	2-5	0-1	0-0	0 2 2	3 1	4	0	1	0	0	0	0	-7
0	Tyrann Cook	16:39	1-3	0-0	0-0	1 1 2	0 0	2	0	1	0	0	0	0	-15
22	Goanar Bilew	06:03	0-0	0-0	0-0	0 0 0	0 0	0	0	0	0	0	0	0	-10
11	Ilik Peter	07:42	0-1	0-0	4-6	0 2 2	1 3	4	0	0	0	0	0	1	3
14	Steven Tipton	03:11	0-0	0-0	0-1	1 1 0	0 0	0	0	0	0	0	0	0	-2
10	Jake Edwards	02:07	0-1	0-0	0-0	0 0 0	0 0	0	0	0	0	0	0	0	-3
Team						0 0 0	0 0	0	4						
Totals			14-43	3-16	19-26	6 16 22	17 21	50	7	17	3	1	2	23	

Major Fouls: NONE

Southeast Mo. St. - 73

Record: 8-7 (3-1)

NO.	Name	Min	FG	3P	FT	Rebounds	Fouls	TP	AS	TO	ST	Blocks	BS	BA	+/-
			M-A	M-A	M-A	OR DR TOT	PF FD								
18	David Idada	C 09:34	0-0	0-0	0-0	0 0 0	1 2	0	1	1	0	0	0	0	3
2	BJ Ward	G 30:49	8-13	3-3	4-4	2 7 9	4 2	23	5	2	2	0	1	0	20
7	Landren Blocker	G 18:33	4-6	0-1	0-0	3 1 4	2 0	8	1	1	3	0	0	0	5
44	Braxton Stacker	G 27:34	2-8	0-2	1-3	1 2 3	2 4	5	0	1	0	0	0	0	16
55	Marqueas Bell	G 26:20	4-6	0-0	3-4	0 0 0	3 3	11	1	0	2	0	0	0	13
15	Brendan Terry	21:21	5-8	0-1	0-0	2 3 5	2 0	10	1	2	1	1	0	0	15
10	Luke Almodovar	18:57	4-7	1-3	4-4	0 3 3	3 2	13	0	1	0	0	0	0	17
4	Troy Cole Jr.	22:51	1-2	0-1	0-1	0 4 4	2 2	2	1	2	0	0	0	0	18
1	PJ Farmer	07:55	0-0	0-0	0-0	0 2 2	0 0	0	0	0	1	0	0	0	1
30	Elliot Lowndes	05:32	0-1	0-1	0-0	0 0 0	2 0	0	0	0	0	1	0	0	1
9	Blaise Sagna	04:55	0-0	0-0	0-0	0 0 0	0 1	0	1	0	0	0	0	0	1
3	Trace Sadler	03:02	0-0	0-0	0-0	0 0 0	0 0	0	0	0	0	1	0	0	3
25	Jay Reynolds	02:37	0-1	0-1	1-2	0 0 0	0 1	1	1	0	0	0	0	0	2
Team						0 0 0	0 0	0							
Totals			28-52	4-13	13-19	8 22 30	23 17	73	11	11	9	2	1	23	

Major Fouls: Lowndes (TF) 1<sup>st</sup> 1:10 Almodovar (TF) 2<sup>nd</sup> 10:02

	WIU	SEM
Biggest lead	2 (1 <sup>st</sup> 16:30)	23 (2 <sup>nd</sup> 0:57)
Best Scoring Run	4 (1 <sup>st</sup> 8:24)	8 (2 <sup>nd</sup> 11:18)
Lead Changes	1	
Times Tied	3	
Time with Lead	01:46	32:23

Points from	WIU	SEM
Turnovers	8	27
Paint	18	44
Second Chance	4	13
Fast Breaks	5	17
Bench	10	26

Period by Period Scoring			
	1st	2nd	TOT
WIU	27	23	50
SEM	34	39	73





## GAME SUMMARIES

SIU EDWARDSVILLE  
JANUARY 17

## GAME 16

	1ST HALF	2ND HALF	FINAL
<b>SEMO</b>	<b>43</b>	<b>41</b>	<b>84</b>
<b>SOUTHERN INDIANA</b>	<b>36</b>	<b>40</b>	<b>76</b>

**FINAL SCORE** JANUARY 8, 2026  
EVANSVILLE, IND.

**EVANSVILLE, Ind.** - Brendan Terry scored a career-high 30 points off the bench to lead Southeast Missouri to an 84-68 win over Southern Indiana at Liberty Arena.

SEMO, which won its fourth-straight game, moved into a four-way tie for first in the Ohio Valley Conference Standings. The Redhawks have won seven of their last eight contests.

The Redhawks sent USI to its seventh-consecutive loss keeping the Screaming Eagles at the bottom of the conference.

USI scored the first seven points of the game and went on a 10-2 run in the opening three minutes.

Terry then gave SEMO a huge boost off the bench scoring five-straight points to tie the game at 14-14. Terry made a 3-pointer and followed that up with his game-tying layup.

Luke Almodovar's alleyoop dunk off a pass from Terry gave the Redhawks their first lead at 20-18 with 10:04 remaining in the first half.

SEMO later widened its lead to seven (33-26) on a 3-pointer by

BJ Ward and headed into the locker room ahead by that same margin, 43-36.

Terry reached a new season-high with 17 points in the first half alone, including 11 in his first seven minutes on the court. SEMO shot 56.7 percent from the field with seven of its 17 makes by Terry in the opening 20 minutes.

Cardell Bailey's jumper narrowed SEMO's lead to 60-56 with 11:41 left to play.

The Redhawks answered with an 11-0 run and built its largest lead to 71-56 when Landren Blocker scored on a fast break at the 6:35 mark.

SEMO's lead didn't dip below double figures until the minutes.

Terry made 13-of-16 field goals on his way to becoming the first Redhawk to score 30 points in a game this season. He also grabbed a game-high eight rebounds, dished out two assists, collected two steals and gathered two blocks.

Almodovar followed with 19 points and Ward added 13 points in the 50th start of his career.

SEMO shot a season-best 57.4 percent (31-of-54) from the field to

go along with a season-high 50 percent (7-of-14) from 3-point range.

Terry and Almodovar combined for 49 of the Redhawks 54 bench points.

Brad Korn picked up his 50th career OVC victory during SEMO's second-straight road victory.

## Southeast Missouri 84, Southern Indiana 76



Official Basketball Box Score - Final  
Southeast Mo. State at Southern Indiana  
01/08/26 Liberty Arena, Evansville  
2025-26 USI Men's Basketball

Game Time: 7:30 PM  
Game Duration: 2:05  
Attendance: 1,069

Officials: Blake Harris, Scott Kendall, Kevin Driver

Southeast Mo. State - 84			Record: 9-7 (4-1)												
NO.	Name	Min	FG M-A	3P M-A	FT M-A	Rebounds OR DR TOT	Fouls PF	TP	AS	ST	Blocks BS BA	+/-			
18	David Idada	C 08:58	0-0	0-0	0-0	0 0 0	2 1	0	0	1	0	0	-6		
2	BJ Ward	G 30:22	4-10	2-6	3-3	0 2 2	2 3	13	5	3	2	1	4		
7	Landren Blocker	G 21:27	3-6	0-0	3-5	1 2 3	2 3	9	0	0	0	0	3		
44	Braxton Stackler	G 13:31	1-3	0-0	0-0	0 0 0	0 0	3	0	2	0	1	-1		
55	Marques Bell	G 29:01	2-4	0-0	2-2	1 3 4	2 2	6	3	1	1	1	6		
10	Luke Almodovar	34:14	6-8	3-4	4-7	0 3 3	2 4	19	1	0	3	0	17		
15	Brendan Terry	31:59	13-16	2-2	2-9	3 5 8	4 6	30	2	2	2	1	13		
4	Trey Cole Jr.	06:42	0-1	0-0	0-0	0 1 1	3 1	0	0	1	0	0	1		
1	PJ Farmer	12:46	1-2	0-0	1-2	0 2 2	0 1	3	2	0	1	0	1		
30	Elliot Lowndes	10:54	1-4	0-2	0-0	0 1 1	0 0	2	0	0	1	1	0		
9	Blaise Sagna	00:06	0-0	0-0	0-0	0 0 0	0 0	0	0	0	0	0	0		
Team						2 3 5	0	0	0	0					
Totals			31-54	7-14	15-28	7 22 29	20 21	84	13	9	10	6	4		

Shooting By Period	
1st FG%	17-30 56.7%
3PT%	3-7 42.9%
FT%	6-9 66.7%
2nd FG%	14-24 58.3%
3PT%	4-7 57.1%
FT%	9-19 47.4%
GM FG%	31-54 57.4%
3PT%	7-14 50.0%
FT%	15-28 53.6%

Dead Ball Rebounds: 8, 0

Southern Indiana - 76		Record: 3-12 (0-5)										Major Ties: NONE			
NO.	Name	Min	FG M-A	3P M-A	FT M-A	Rebounds OR DR TOT	Fouls PF FD	TP	AS	ST	Blocks BS BA	+/-			
3	Tolu Samuels	F 26:11	3-5	0-0	0-2	3 5 8	4 1	6	1	2	1 2	1			
5	Ola Ayiboye	F 17:45	0-0	0-0	2-2	1 3 4	3 3	2	1	0	0 2	0			
2	Steven Clay	G 14:54	1-4	0-3	0-0	1 0 1	1 0	2	0	0	2 0	-2			
21	Ismail Habib	G 32:58	6-15	1-8	5-6	2 0 2	1 3	18	5	4	0 0	-7			
22	Josiah Dunham	G 33:00	2-5	1-4	0-0	1 0 1	2 1	5	2	3	1 0	4			
6	Ben Ezeagu	09:38	0-0	0-0	4-4	0 2 2	2 3	4	0	2	0 0	-8			
8	Cardell Bailey	27:47	5-14	3-7	7-7	1 5 6	4 3	20	0	0	0 0	-12			
11	Sheridan Sharp	16:01	1-3	0-0	2-2	0 1 1	2 3	4	0	3	1 0	-19			
15	Amaroe Brown	20:37	5-9	2-3	3-4	0 3 3	2 3	15	0	1	1 0	2			
13	Devin Curtis	01:09	0-0	0-0	0-0	0 0 0	0 0	0	0	0	0 0	-3			
Team						3 2 5	0	0	0	0					
Totals			23-55	7-25	23-27	12 21 33	21 20	76	9	15	6 4	6 -8			

Major Fouls: NONE

SEMO		USI	
Biggest lead	15 (2 <sup>nd</sup> 6:35) 8 (1 <sup>st</sup> 17:02)	Points from	SEMO USI
Best Scoring Run	11 (2 <sup>nd</sup> 6:35) 7 (1 <sup>st</sup> 17:44)	Turnovers	13 6
Lead Changes	5	Paint	40 24
Times Tied	4	Second Chance	5 14
Time with Lead	29:02 08:06	Fast Breaks	14 3
		Bench	54 43

Period by Period Scoring	
	1st 2nd TOT
SEMO	43 41 84
USI	36 40 76





**SIU EDWARDSVILLE**  
**JANUARY 17**

## GAME SUMMARIES

### GAME 17

	1ST HALF	2ND HALF	FINAL
<b>SEMO</b>	<b>38</b>	<b>31</b>	<b>69</b>
<b>MSU</b>	<b>30</b>	<b>41</b>	<b>71</b>

**FINAL SCORE** JANUARY 10, 2025  
MOREHEAD, KY.

**MOREHEAD, Ky.** - Brendan Terry scored 13 points to lead five players in double figures as Southeast Missouri came up short in a 71-69 loss to Morehead State.

MSU led for just 3:35 but made the final push it needed to squeak by SEMO.

The Redhawks led, 58-48, with 10:55 remaining when the Eagles started to chip away.

After getting within three points or less on seven different occasions, MSU took the lead when Chase Dawson made a 3-pointer. Dawson's three gave the Eagles a 70-69 edge with 1:33 left.

Dawson was later fouled and made the second shot of his two free throws to make it a 71-69 game with eight seconds on the clock.

SEMO had a chance to tie it, but BJ Ward's mid-range jumper came off the rim. After a replay review, the Redhawks maintained possession with 0.2 seconds. Time then ran out on the ensuing in-bounds pass.

Davion Cunningham scored 25 of his game-high 35 points in

the second half to key the Eagles' comeback. Cunningham finished with 13-of-17 field goals and 8-of-9 free throws in 30 minutes off the bench.

MSU used an 8-0 run to take a 22-19 lead with 6:39 remaining in the first half.

Landren Blocker's 3-pointer tied the game at 22-22 and ignited a 12-2 surge that put SEMO ahead by 10.

Luke Almodovar scored eight points and buried a pair of 3-pointers before Ward's driving layup capped the jaunt giving the Redhawks a 34-24 advantage with 2:18 left.

Marqueas Bell's two free throws with five seconds on the clock put SEMO ahead, 38-30, at the half.

Bell's fast break layup gave the Redhawks their largest lead of the game at 56-44 with 12:24 in the second half.

MSU outscored SEMO, 41-31, in the second half, where it shot 68.2 percent (15-of-22) from the floor.

Terry was a perfect 5-of-5 from the field and grabbed five rebounds to lead SEMO for the second game in a row. He made several huge

baskets down the stretch to keep the Redhawks ahead until the final minutes.

Almodovar followed with 11 points, while Ward, Blocker and Braxton Stacker each had 10.

SEMO turned the ball over a season-low five times and did not have a turnover for the first 28:09 of the contest.

## Morehead State 71, Southeast Missouri 69



Official Basketball Box Score - Final  
Southeast Missouri at Morehead State  
01/10/26 Johnson Arena, Morehead, KY  
2025-26 Men's Basketball

Game Time: 3:30 PM  
Game Duration: 2:04  
Attendance: 1,117

Officials: Jason Creek, Jason Deering, Tavaras Armour

Southeast Missouri - 69

Record: 9-8 (4-2)

NO.	Name	Min	FG	3P	FT	Rebounds	Fouls	TP	AS	TO	ST	Blocks	+/-
			M-A	M-A	M-A	OR DR TOT	PF	FD				BS BA	
18	David Idada	C 10:05	0-1	0-0	0-0	0 2 2	1 1	0	1	1	0	0 0	0
2	BJ Ward	G 26:08	3-9	0-3	4-4	0 0 0	4 2	10	4	0	0	0 0	8
7	Landren Blocker	G 28:47	4-7	2-2	0-1	1 1 2	2 1	10	3	0	2	1 0	6
44	Braxton Stacker	G 29:34	3-11	1-5	3-5	2 4 6	1 3	10	0	1	1	0 2	-5
55	Marqueas Bell	G 28:48	2-6	0-0	3-4	3 1 4	2 3	7	2	0	0	0 1	-5
10	Luke Almodovar	24:47	4-12	3-8	0-0	0 2 2	3 3	11	1	1	0	3 0	7
15	Brendan Terry	23:13	5-5	1-1	2-5	3 2 5	3 3	13	2	1	1	0 0	3
1	PJ Farmer	10:49	1-1	0-0	0-0	0 0 0	1 1	2	4	1	0	0 0	-12
4	Troy Cole Jr.	11:07	1-4	0-2	2-2	0 0 0	2 1	4	0	0	0	0 0	-7
30	Elliot Lowndes	06:42	1-1	0-0	0-0	0 0 0	0 1	2	0	0	1	0 0	-5
Team						2 1 3	0	0					
<b>Totals</b>		24:57	7-21	14-21	11 13 24	19 19	69	17	5	8	1	3	-2

Major Fouls: NONE

Morehead State - 71

Record: 8-9 (4-2)

NO.	Name	Min	FG	3P	FT	Rebounds	Fouls	TP	AS	TO	ST	Blocks	+/-
			M-A	M-A	M-A	OR DR TOT	PF	FD				BS BA	
4	Jon Carroll	F 25:54	3-5	0-0	0-3	2 7 9	4 3	6	0	0	0	1 1	10
8	Anouar Mellouk	F 28:57	0-2	0-0	0-0	2 1 3	3 2	0	0	0	1	1 0	-14
22	Tyronne Farrell	F 13:23	1-1	0-0	0-0	0 1 1	1 0	2	1	0	0	0 0	2
3	George Marshall	G 28:14	4-9	0-3	2-2	0 1 1	2 1	10	3	2	0	0 0	-7
10	Chase Dawson	G 25:37	1-4	1-2	1-2	1 2 3	3 2	4	4	2	0	0 0	7
0	Josiah LeGree	14:25	2-4	1-2	2-2	0 2 2	1 1	7	1	3	1	0 0	-5
2	Davion Cunningham	30:33	13-17	1-3	8-9	0 5 5	2 8	35	1	4	1	0 0	11
5	Vince Dawson III	15:52	2-2	1-1	0-0	1 1 2	2 0	5	0	1	0	0 0	8
24	Tamarely Releford	16:05	1-3	0-0	0-0	0 2 2	1 2	2	0	0	0	1 0	-2
Team						2 0 2	0	0					
<b>Totals</b>		27:47	4-11	13-18	8 22 30	19 19	71	10	12	3	3	1	2

Major Fouls: Mellouk (F1) 2<sup>nd</sup> 3:56

	SEMO	MOR	Points from	SEMO	MOR	Period by Period Scoring
<b>Biggest lead</b>	12 (2 <sup>nd</sup> 12:24)	3 (1 <sup>st</sup> 6:39)	Turnovers	18	7	
<b>Best Scoring Run</b>	10 (1 <sup>st</sup> 3:37)	8 (1 <sup>st</sup> 6:39)	Paint	30	28	1 <sup>st</sup> 2 <sup>nd</sup> TOT
<b>Lead Changes</b>	6		Second Chance	11	6	SEMO 38 31 69
<b>Times Tied</b>	2		Fast Breaks	10	4	MOR 30 41 71
<b>Time with Lead</b>	34:16	03:35	Bench	32	49	





## GAME SUMMARIES

SIU EDWARDSVILLE  
JANUARY 17

## GAME 18



FINAL SCORE

JANUARY 15, 2026  
CAPE GIRARDEAU, MO.

CAPE GIRARDEAU, Mo. - Southeast Missouri scored 58 points in the second half but it wasn't enough in an 88-76 loss to Lindenwood at the Show Me Center.

SEMO and LU locked up in a nationally televised ESPN match-up, the first of the Ohio Valley Conference's linear TV package this season.

The Redhawks trailed by 31 (53-22) with 17:09 left to play but made a big push down the stretch to get within single digits.

Brendan Terry's 3-pointer cut LU's lead to 83-74 with 1:52 remaining.

Blaize Sagna then knocked the ball loose to PJ Farmer who went in for dunk to pull the Redhawks within seven.

A common foul by Terry and a technical foul by Landren Blocker then resulted in five points, including three free throws by Dontrez Williams (1) and Anias Futrell (2), and a second-chance basket by Mekhi Cooper that finished off the Lions' 88-76 win.

SEMO outscored LU, 58-43, in the second half.

LU put SEMO in a big hole when it heated up to make 12 of its first 14 field goals at a 85.7 percent clip.

Behind its red-hot shooting, the Lions went on a 22-2 run to take a 26-7 lead. The Redhawks went scoreless for over six minutes during that stretch.

BJ Ward's 3-pointer ended a stretch of 12-straight scoreless SEMO possessions bringing the score to 26-10 with 8:43 remaining in the first half.

The Redhawks later missed eight-straight field goals until David Idada's basket made it a 43-18 game with less than a minute left.

LU headed into the locker room with a comfortable 45-18 advantage.

SEMO shot just 21.9 percent (7-of-32) from the field and scored its fewest points in a half this season.

New Madrid County native Jadis Jones and Futrell keyed LU's 45-point first half with 16 and 15 points, respectively.

Luke Almodovar led SEMO with 21 points off the bench, while Braxton Stacker followed with 11, Terry added 10 points and six rebounds, and Farmer pitched in a season-high 12.

Additionally, Ward went over 200 assists in his career.

Futrell had a game-high 28 points, Williams finished with 22 and Jones registered a double-double 20 points and 10 rebounds.

## Lindenwood 88, Southeast Missouri 76

Official Basketball Box Score - Final  
Lindenwood at Southeast Mo. St.  
01/15/26 Show Me Center, Cape Girardeau  
2025-26 Men's BasketballGame Time: 8:00 PM  
Game Duration: 2:23  
Attendance: 3,892

Officials: Kevin Mathis, Nate Gamet, Chris Dugrey

Lindenwood - 88

Record: 11-7 (5-2)

No. Name		Min	FG	3P	FT	Rebounds	Fouls	TP	AS	TO	ST	Blocks	+/-		
			M-A	M-A	M-A	OR DR TOT	PF	FD				BS BA			
7	Milos Nenadic	C 27:37	4-8	0-2	4-8	3 3 6	4	6	12	1	3	1	0	1	6
0	Mekhi Cooper	G 25:04	1-6	0-3	2-2	1 3 4	1	1	4	2	5	1	0	0	-7
1	Dontrez Williams	G 38:37	8-13	2-4	4-8	1 4 5	4	5	22	2	2	7	0	0	15
8	Anias Futrell	G 39:26	8-13	5-9	7-7	4 7 11	2	3	28	2	1	1	1	0	12
10	Jadis Jones	G 36:52	8-14	0-0	4-8	3 7 10	2	5	20	3	2	0	3	1	18
22	Robert Lewis	09:50	0-0	0-0	0-0	1 1 2	4	1	0	0	1	0	1	0	7
34	Clayton Jackson	21:26	0-5	0-1	2-2	0 2 2	1	3	2	3	0	0	0	0	13
21	Kevin Anthony	01:08	0-0	0-0	0-0	0 0 0	1	0	0	0	0	0	0	0	-4
Team						0 0 0	0	0	0	2					
Totals			29-59	7-19	23-35	13 27 40	19	24	88	13	18	10	5	2	12

Major Fouls: NONE

Shooting By Period			
1st FG%	18-34	52.9%	
3PT%	4-11	36.4%	
FT%	5-9	55.6%	
2nd FG%	11-25	44.0%	
3PT%	3-8	37.5%	
FT%	18-26	69.2%	
GM FG%	29-59	49.2%	
GM 3PT%	7-19	36.8%	
GM FT%	23-35	65.7%	

Dead Ball Rebounds: 3, 5

Southeast Mo. St. - 76

Record: 9-9 (4-3)

Worksheet: Game 36 - 7/1/19															
NO.	Name	Min	FG	3P	FT	Rebounds	Fouls	TP	AS	TO	ST	Blocks	BS	+/-	
			M-A	M-A	M-A	OR DR TOT	PF	FD							
15	Brendan Terry	F 22:03	3-7	1-1	3-4	1 5 6	5	2	10	1	5	0	0	0	-4
2	BJ Ward	G 30:19	1-11	1-8	1-2	1 0 1	0	1	4	3	0	0	0	1	-20
7	Landren Blocker	G 14:12	2-5	0-1	2-5	2 7 9	5	3	6	0	0	2	1	1	-8
44	Braxton Stacker	G 29:12	4-9	1-3	2-2	0 1 1	5	1	11	1	2	0	0	0	0
55	Marquess Bell	G 13:38	1-6	0-0	0-0	0 4 4	0	0	2	0	2	0	0	1	-19
4	Troy Cole Jr.	06:29	1-3	0-0	0-0	0 1 1	1	0	2	0	1	0	0	0	-16
10	Luke Almodovar	25:04	8-19	3-10	2-2	1 0 1	0	3	21	0	0	0	0	2	-4
18	David Idada	15:18	0-1	0-0	5-8	2 1 3	3	6	5	2	1	0	1	0	0
30	Elliot Lowndes	04:15	0-0	0-0	0-0	0 0 0	0	0	0	0	0	0	0	0	-13
1	PJ Farmer	20:27	5-6	0-0	2-3	4 4 8	2	3	12	1	3	2	0	0	0
3	Trace Sadler	01:27	0-0	0-0	0-0	0 0 0	0	0	0	0	0	0	0	0	-3
9	Blaize Sagna	17:36	1-3	1-3	0-0	1 1 2	4	0	3	1	0	4	0	0	14
Team						0 0 0	0	0	0	0					
Totals			26-70	7-26	17-26	12 24 36	25	19	76	9	14	8	2	5	-12

Major Fouls: Blocker (TF) 2 2nd 0:50

		LIN	SEM			Points from		LIN	SEM	Period by Period Scoring			
Biggest lead		31 (2 <sup>nd</sup> 17:09)	1 (1 <sup>st</sup> 19:19)	Turnovers		20	19	Paint		1st	2nd	TOT	
Best Scoring Run		15 (1 <sup>st</sup> 11:47)	9 (2 <sup>nd</sup> 6:29)	Second Chance		19	17	Fast Breaks		LIN	45	43	88
Lead Changes		4		Times Tied		0		Bench		SEM	18	58	76
Time with Lead		39:04	00:36										

