



2024-25 SOUTHEAST MISSOURI BASKETBALL

GAME NOTES

#FEELINROWDY

OVC Regular-Season Champions **1999-2000** OVC Tournament Champions **1999-2000** | **2022-23** NCAA Tournament **1999-2000** | **2022-23**

Southeast Missouri Strategic Communications // 1221 Broadway Cape Girardeau, MO 63701 // SEMORedhawks.com

GAME 28



Western Illinois

10-17, 4-12 OVC



Southeast Missouri

17-10, 12-4 OVC

Thursday, February 20, 2025 / 7:30 p.m., CT
Cape Girardeau, Mo.

Western Illinois Leathernecks

Head Coach.....Chad Boudreau
Record at WIU.....34-26, 20-14 OVC
Overall Record.....34-26

Southeast Missouri Redhawks

Head Coach.....Brad Korn
Record at SEMO.....70-83, 43-46 OVC
Overall Record.....70-83

Game Information

Arena.....Show Me Center (7,000)
Video.....ESPN+
Radio.....Real Rock 99.3 FM
Series Record.....WIU leads, 8-7
Last Meeting.....SEMO 72, WIU 51 | 1/25/25
Macomb, Ill.
Last Meeting in Cape Girardeau.....WIU 76, SEMO 55
2/3/24

FOLLOW THE REDHAWKS

Video: **ESPN+**

Commentators.....Erik Sean, Tom Schuberth

Online.....Plus.ESPN.com

Mobile App.....ESPN

Redhawks Radio Network

Play-by-Play.....Erik Sean

Color Analyst.....Tom Schuberth

Flagship Station.....Real Rock 99.3 FM

Listen Online.....SEMORedhawks.com

Live Stats

SEMORedhawks.com

Social Media

X.....@SEMOMBB

Hashtag.....#FeelinRowdy

Instagram.....@SEMORedhawks | @SEMO_MBB

Facebook.....SEMORedhawks | SEMOMBB

STRATEGIC COMMUNICATIONS

Jeff Honza.....Associate AD / Men's Basketball Contact

Office.....(573) 651-2933

Cell.....(618) 528-1145

Email.....jhonza@semo.edu/redhawk1@me.com

Website.....SEMORedhawks.com



Southeast Missouri or **SEMO**

is the preferred reference for Southeast Missouri State University athletic teams. Southeastern Missouri State is **NOT** an acceptable reference.



Redhawks Host Western Illinois

- Southeast Missouri welcomes Western Illinois Thursday. Tip-off is set for 7:30 p.m., CT at the Show Me Center.
- SEMO will wear special blue & green uniforms to raise awareness for organ & tissue donation as part of its Donate Life Night.
- Registered organ donors can show their ID for a free Donate Life t-shirt while supplies last.
- The Redhawks are on a three-game winning streak and 10-3 overall at the Show Me Center.
- Thursday is the first of SEMO's final two games at home this season. The Redhawks wrap up their home schedule when they host in-state rival Lindenwood on Feb. 22.

Series Notes

- Southeast Missouri and Western Illinois square off for the 16th time Thursday.
- WIU holds a slight 8-7 edge in the all-time series.
- SEMO goes for its first home-and-home sweep of the Leathernecks after winning, 72-51, in Macomb on Jan. 25.
- That victory was Brad Korn's first against WIU as a head coach.

See You in Evansville

- The Redhawks have clinched a spot in the Ohio Valley Conference Tournament.
- SEMO, SIU Edwardsville, Little Rock, Morehead State and Tennessee State already made this year's eight-team field.
- The three teams tied at 8-8, including Lindenwood, Tennessee Tech and UT Martin are in with one more win or losses by the three teams tied at 4-12 (Western Illinois, Southern Indiana, Eastern Illinois).
- This year will be SEMO's fourth OVC Tournament appearance in five years under Head Coach Brad Korn.
- The OVC Tournament will be played Mar. 5-8 at the Ford Center in Evansville, Indiana.

Four Games to Go

- The Redhawks are 12-4 in Ohio Valley Conference play with four games remaining.
- Southeast Missouri is undefeated at 6-0 in the second half of league action with home wins over UT Martin (90-79, Jan. 30), Tennessee State (89-87, Feb. 1) and Tennessee Tech (83-69, Feb. 15), and road victories at Morehead State (80-51, Feb. 6), Southern Indiana (79-74, Feb. 8) and Little Rock (57-45, Feb. 11).
- The rest of SEMO's regular-season schedule features home games against Western Illinois (Feb. 20) and Lindenwood (Feb. 22), and road matchups at SIU Edwardsville (Feb. 27) and Eastern Illinois (Mar. 1).





WESTERN ILLINOIS FEBRUARY 20

QUICK FACTS

Location.....	Cape Girardeau, Mo.
Founded.....	1873
Enrollment.....	8,454
Nickname.....	Redhawks
Colors.....	Red & Black
Affiliation.....	NCAA Division I
Conference.....	Ohio Valley
President.....	Dr. Carlos Vargas
V.P. for Intercollegiate Athletics.....	Brady Barke
Basketball Office Phone.....	(573) 651-5132
Facility.....	Show Me Center (7,000)
Year Opened.....	1987
First Year of Basketball.....	1907
First Year of Division I Basketball.....	1991-92
All-Time Record (Yrs.).....	1341-1272 (118)
All-Time Division I Record (Yrs.).....	402-572 (34)
All-Time OVC Record (Yrs.).....	225-332 (34)
OVC Tournament Record.....	16-16
OVC Tournament Appearances (Last).....	18 (2023)
OVC Regular-Season Championships.....	1 (1999-2000)
OVC Tournament Championships.....	2 (1999-2000; 2022-23)
NCAA Tournament Berths.....	2 (1999-2000; 2022-23)
2023-24 Record.....	9-22
Home.....	8-7
Away.....	1-14
Neutral.....	0-1
2023-24 OVC Record/Finish.....	4-14/10th
Home.....	3-6
Away.....	1-8
Starters Returning/Lost.....	2/3
Lettermen Returning/Lost.....	7/8
Newcomers.....	7

UPCOMING OVC GAMES (CT)

Thursday, February 20

SIU Edwardsville at Morehead State, 6:30 p.m.

Lindenwood at Little Rock, 7 p.m.

Eastern Illinois at Southern Indiana, 7:30 p.m.

Western Illinois at Southeast Missouri, 7:30 p.m.

UT Martin at Tennessee Tech, 7:30 p.m.

Saturday, February 22

Tennessee State at Tennessee Tech, 1 p.m.

Eastern Illinois at Morehead State, 2:30 p.m.

Western Illinois at Little Rock, 3 p.m.

Lindenwood at Southeast Missouri, 3:45 p.m.

SIU Edwardsville at Southern Indiana, 7:30 p.m.



2024-25 STATS COMPARISON

Western Illinois (10-17, 4-12 OVC)

Team Statistics	WIU	OPP
Points Per Game	68.0	70.3
Rebounds Per Game	34.6	34.1
Field Goal Percentage	.435	.437
3-Point FG Percentage	.374	.338
Free Throw Percentage	.691	.733
Assists Per Game	10.3	12.0
Steals Per Game	5.5	6.4
Blocks Per Game	3.8	2.6

Southeast Missouri (17-10, 12-4 OVC)

Team Statistics	SEMO	OPP
Points Per Game	74.6	67.4
Rebounds Per Game	33.3	33.3
Field Goal Percentage	.459	.418
3-Point FG Percentage	.328	.289
Free Throw Percentage	.726	.718
Assists Per Game	13.7	9.9
Steals Per Game	8.1	5.6
Blocks Per Game	3.6	2.6

First in the OVC

- Southeast Missouri claimed sole possession of first in the Ohio Valley Conference standings with its 57-45 midweek road win at Little Rock (Feb. 11).
- SEMO is 12-4 in league play. It is Brad Korn's best OVC record in five years as head coach.
- The Redhawks have their most OVC wins in a season in 25 years since going 14-4 during the 1999-2000 campaign, the only year SEMO won a OVC regular-season title.
- SEMO has won 12 or more OVC contests just three times in program history. The other two seasons were 1998-99 (15-3) and 1999-2000 (14-4).
- The Redhawks more than doubled their number of conference victories from 2023-24 (4).
- At 17-10 overall and 12-4 in OVC play, the Redhawks have surpassed their number of overall (9) and OVC (4) wins from 2023-24 by +8 margins.
- SEMO began the 2024-25 season with a 3-0 record in OVC play marking the first time it won three-straight games to start a conference season since 2011-12.
- The Redhawks beat Eastern Illinois (79-72, Dec. 19), SIU Edwardsville (80-64, Dec. 21), Southern Indiana (77-66, Jan. 9), UT Martin (90-79, Jan. 30), Tennessee State (89-87, OT, Feb. 1) and Tennessee Tech (83-69, Feb. 15) at home, and Tennessee State (67-65, Jan. 2), Tennessee Tech (77-70, Jan. 16), Western Illinois (72-51, Jan. 25), Morehead State (80-51, Feb. 6), Southern Indiana (79-74, Feb. 8) and Little Rock (57-45, Feb. 11) on the road for their OVC wins this year.
- SEMO is 13-4 in its previous 17 conference games dating back to last year's season-ending 70-66 victory at Southern Indiana.
- The Redhawks are on a seven-game OVC winning streak, their longest in 20 years since SEMO also won seven in a row during the 2004-05 campaign.
- SEMO has not lost an OVC game since Jan. 23 (72-68, at Lindenwood).

12 Conference Victories

- The Redhawks' 12 Ohio Valley Conference victories are their most in a season with Brad Korn at the helm.
- The 12 league wins are third-most in program history behind the 1998-99 (15-3) and 1999-2000 (14-4) teams.
- Southeast Missouri reached double-digit conference wins for the fifth time in program history.
- It is also the second time in three years where SEMO won 10 or more OVC games under Korn.
- The Redhawks conference seasons with 10 or more wins include 1997-98 (10-8), 1998-99 (15-3), 1999-00 (14-4), 2022-23 (10-8) and 2024-25 (12-4).
- SEMO's program record for OVC victories is 15 (1998-99).

Seven-Game Winning Streak

- Southeast Missouri is the hottest team in the Ohio Valley Conference.
- With its 83-69 win over Tennessee Tech (Feb. 15), SEMO extended its winning streak to seven games.
- The seven-game winning streak matches the longest winning streak in SEMO's NCAA Division I era. The 2004-05 team also won seven games in a row.
- The Redhawks are 5-0 in February alone.
- SEMO is on both their longest overall and OVC winning streak in two decades.
- One more win will give the Redhawks a program record eight-game winning streak since SEMO turned NCAA Division I in 1991-92.
- SEMO began its current winning streak with its 72-51 road victory at Western Illinois (Jan. 25).
- Before the NCAA Division I era, SEMO's longest winning streak was 11-straight in 1989-90 under then-Head Coach Ron Shumate.

What a Turnaround

- The Redhawks went from finishing 10th in the Ohio Valley Conference and missing the league's postseason tournament in 2023-24 to first in the OVC and in position to win a regular-season title in 2024-25.
- Southeast Missouri was 9-22 overall and 4-14 a year ago.
- This season, the Redhawks are 17-10 and 12-4 with four regular-season games left.
- In terms of wins, SEMO's +8 margin is its biggest one-year turnaround since the Redhawks went from going 5-24 in 2015-16 to 15-18 in 2016-17 (+10).
- In OVC play, the Redhawks +8 jump in wins is their best one-year turnaround in conference play in program history.

Another Winning Season for Korn

- Southeast Missouri has claimed its second winning season in three years this 2024-25 campaign.
- SEMO is 17-10 overall with four games left in the regular-season.
- The Redhawks posted their second winning season in the last three years under Head Coach Brad Korn.
- Korn's most victories in a season are currently 19 which came when he led SEMO's 2022-23 team to a 19-17 record, Ohio Valley Conference Tournament title and NCAA Tournament berth.
- Three more victories will give SEMO 20 wins in a season for only the third time in its NCAA Division I era and first time in 25 years. The 1999-2000 team was the last to get 20 wins in a season when it went 24-7.

Korn Moves to Second in OVC Wins

- Brad Korn picked up his 42nd Ohio Valley Conference win when Southeast Missouri beat Little Rock, 57-45, on Feb. 11.
- With that win, Korn surpassed Dickey Nutt (41-59) for second all-time among SEMO head coaches in OVC wins.
- Korn is second only to Gary Garner (73-81) in that category with his 43-46 record in OVC games.

Korn at the Show Me Center

- Brad Korn finished with a winning record at home each of his first five years as Southeast Missouri's head coach.
- Korn is 42-25 all-time at the Show Me Center.
- The Redhawks went 7-6 (2020-21), 8-5 (2021-22), 9-4 (2022-23), 8-7 (2023-24) and 10-3 (2024-25) at home under Korn.
- SEMO is 10-3 in Cape Girardeau this year with its best home record with Korn as its head coach.

Road Show

- Southeast Missouri needs just one more road win to secure a winning record in true away games this season.
- If that happens, SEMO will get its first winning record on the road in 25 years.
- The Redhawks have gone 24-straight seasons with losing records on the road.
- SEMO is currently 7-6 away from home with trips to SIU Edwardsville (Feb. 27) and Eastern Illinois (Mar. 1) remaining.
- The Redhawks last winning road record was 7-5 in 1999-2000.

400th NCAA Division I Win

- Southeast Missouri claimed its 400th victory as an NCAA Division I program at Southern Indiana (79-74) on Feb. 8.
- SEMO became an NCAA Division I school in 1991-92 and is in its 34th year at that level.

WESTERN ILLINOIS
FEBRUARY 20



2024-25 OVC PRESEASON POLL

School	First-Place Votes	Pts.
Little Rock	20	200
Western Illinois	-	172
SIU Edwardsville	2	151
Tennessee State	-	134
Morehead State	-	131
Eastern Illinois	-	87
Southeast Missouri	-	86
Southern Indiana	-	79
Lindenwood	-	67
UT Martin	-	52
Tennessee Tech	-	51



OVC Players to Watch

Rob Martin, G
Teddy Washington, Jr., G

OVC Player of the Week

Teddy Washington, Jr., G, Dec. 23

OVC Newcomer of the Week

Teddy Washington, Jr., G, Dec. 2
Teddy Washington, Jr., G, Dec. 23

HoopsHD.com All-Conference Players of 2024

Teddy Washington, Jr., G

2024-25 OVC STANDINGS (AS OF FEB. 17)

School	OVC	Pct.	Overall	Pct.	Home	Away	Neutral	Streak
Southeast Missouri	12-4	.750	17-10	.630	10-3	7-6	0-1	W7
SIU Edwardsville	11-5	.688	18-9	.667	11-2	6-7	1-0	W1
Little Rock	11-5	.688	17-10	.630	8-4	9-5	0-1	W1
Morehead State	9-7	.562	14-13	.519	9-3	5-9	0-1	L5
Tennessee State	9-7	.562	13-14	.481	10-3	3-9	0-2	L1
Lindenwood	8-8	.500	13-14	.481	11-3	1-10	1-1	W2
Tennessee Tech	8-8	.500	13-14	.481	7-3	5-10	1-1	L2
UT Martin	8-8	.500	12-15	.444	7-3	5-11	0-1	W3
Western Illinois	4-12	.250	10-17	.370	7-7	3-9	0-1	W2
Southern Indiana	4-12	.250	9-17	.346	7-6	2-11	0-0	L6
Eastern Illinois	4-12	.250	8-19	.296	5-7	2-12	1-0	L4



WESTERN ILLINOIS FEBRUARY 20

- The Redhawks are 402-572 all-time in their NCAA Division I era.

Last 18 Games

- The Redhawks are 14-4 in their last 18 games.
- SEMO has won a season-best seven games in a row and has scored 80 or more points in four of its last six outings.
- SEMO is 6-2 at the Show Me Center and 6-2 on the road in conference play.
- The Redhawks have their best conference road record since going 8-1 in 1998-99.

Hot Shooting

- Southeast Missouri shot 50 percent or better from the field in six of its last seven games.
- SEMO went five-straight games shooting 50 percent or better from the field during Ohio Valley Conference play for the first time since 2011-12.
- That streak ended when the Redhawks shot 38.3 percent at Little Rock (Feb. 11).

Free Throw Perfection

- The Redhawks did not miss a free throw in their last two games.
- Southeast Missouri went a perfect 16-of-16 at the free throw line to key its victory over Little Rock (Feb. 11) and went 4-of-4 in its win over Tennessee Tech (Feb. 15).
- SEMO made 14-of-14 free throws in the second half, including eight in the final 1:42 of the Little Rock contest.
- It was the first time SEMO did not miss a free throw in a game with a minimum of 10 attempts since it finished 12-of-12 vs. Austin Peay on Feb. 21, 2019.

OVC Sweeps

- The Redhawks completed their third sweep of an Ohio Valley Conference opponent when they beat Tennessee Tech on Feb. 15.
- It was Southeast Missouri's first home-and-home sweep of the Golden Eagles since 1999-2000.
- SEMO swept three OVC opponents this season. The Redhawks also defeated Southern Indiana and Tennessee State twice when they beat Southern Indiana on Feb. 8.
- The Redhawks only had one OVC series sweep in 2023-24 (vs. Southern Indiana).

Washington, Jr. Comes Up Big

- Teddy Washington, Jr. made a jumper with two seconds left in overtime giving Southeast Missouri a thrilling 89-87 victory over Tennessee State (Feb. 1).
- Washington, Jr.'s first career game-winner as a Redhawk came after Brandon Weston turned the ball over.
- Washington, Jr. finished with 13 points as one of four Redhawks in double figures against the Tigers.
- A week later, Washington, Jr. made two free throws with 2.4 seconds to seal Southeast Missouri's 79-74 win at Southern Indiana (Feb. 8). He 17 points against the Screaming Eagles.

Nailbiter in Evansville

- Southeast Missouri and Southern Indiana went down to the wire in a slugfest on Feb. 8.
- SEMO came away with its sixth road victory in a game that featured 24 lead changes.
- Teddy Washington, Jr. made two free throws with 2.4 seconds on the clock to nail down the 79-74 win.
- Washington, Jr.'s free throws followed a front end miss on a 1-and-1 by Jayland Randall.
- It was SEMO's third-straight road win and fourth in the Redhawks last five away games.

Massive Win in Morehead

- The Redhawks picked up a big 80-51 road win at Morehead State (Feb. 6).
- Southeast Missouri knocked MSU out of first place in the Ohio Valley Conference standings.
- SEMO handed the Eagles their largest home OVC loss in 19 years since MSU dropped an 88-65 decision to then-league member Jacksonville State on Jan. 21, 2006.
- The Redhawks left with a win for the third time in their last four trips to Morehead.
- MSU has a 61-8 record at Johnson Arena since the 2020-21 campaign.
- The 29-point win marked SEMO's largest at MSU in program history.

Terry Notches Career-High

- Brendan Terry scored a career-high 20 points against Tennessee State (Feb. 1).
- Terry made a near-perfect 10-of-11 free throws to go along with 5-of-10 field goals.
- He became the first Redhawk to make 10 free throws in a game in 2024-25.

Back-to-Back Double-Digit OVC Wins

- For the second time in Ohio Valley Conference play this season, Southeast Missouri recorded back-to-back double-digit wins.
- SEMO beat Little Rock, 57-45, in Little Rock on Feb. 11 and Tennessee Tech, 83-69, in Cape Girardeau on Feb. 15.
- Overall, the Redhawks have 11 double-digit victories in 2024-25.
- SEMO has won five of its last seven games by double figures.

Season-High Field Goal Percentage

- The Redhawks shot a season-high 63.5 percent from the field in their win over UT Martin (Jan. 30).
- SEMO last shot that well at the Show Me Center when it hit 63.6 percent (35-of-55) of its field goals in a 94-71 victory over Lindenwood on Jan. 12, 2023.
- It was the Redhawks fifth-best single-game field goal percentage during their NCAA Division I era and fourth-highest in an Ohio Valley Conference matchup.

Martin Reaches 200 Assists

- With his seven assists against UT Martin (Jan. 30), point guard Rob Martin reached 200 in his career. Martin has a total of 223 in his career.
- Martin leads Southeast Missouri and ranks second in the Ohio Valley Conference with 115 assists through 27 games this season.
- He averages 4.3 assists per game and has dished out five or more a total of nine times.
- Martin finished with a career-high nine assists in SEMO's OVC opener against Eastern Illinois (Dec. 19).
- Martin is the first Redhawk to get 200 or more assists in a career since Jonathan Dalton (315, 2016-19) accomplished the feat.
- He reached 100 assists for the second-straight year. Martin's 115 assists are the most in a season in his career.

Martin is Rolling

- Rob Martin scored double figures in 12-straight games.
- Martin scored 15 points against Southern Indiana (Jan. 9) and followed that up with 21 vs. Morehead State (Jan. 11), 19 vs. Little Rock (Jan. 14), 13 at Tennessee Tech (Jan. 16), 12 at Lindenwood (Jan. 23), 16 at Western Illinois (Jan. 25), 18 vs. UT Martin (Jan. 30), 22 vs. Tennessee State (Feb. 1), 27 at Morehead State (Feb. 6), 15 at Southern Indiana (Feb. 8), 17 at Little Rock (Feb. 11) and 17 vs. Tennessee Tech (Feb. 15).

- He is SEMO's second-leading scorer with 13.5 points per game through 27 starts this season.
- Martin finished as the Redhawks top scorer a total of eight times in 2024-25.
- It is the longest double-digit scoring streak of his career.

OVC Leader in Turnover Margin

- The Redhawks are first in the Ohio Valley Conference with a +3.11 turnover margin.
- Southeast Missouri is committing a league low 10.5 turnovers per game while forcing 13.6.
- SEMO turned the ball over less than 10 times a total of 12 games this season.
- The Redhawks had a season-low six turnovers at Western Illinois (Jan. 25).
- SEMO forced 18 turnovers in its 57-45 win at Little Rock (Feb. 11).

Redhawks Ninth in the Nation Defending the Three

- Southeast Missouri is ninth in the nation in 3-point percentage defense.
- Opponents are shooting just 28.9 percent from downtown against Southeast Missouri this season.
- SEMO has held its opponent to five or less 3-pointers made in 16 of its 27 games in 2024-25.
- There are a total of 355 NCAA Division I basketball teams.

Redhawks Use Big Second Half to Slam Western Illinois

- Brendan Terry scored a career-high 19 points and Rob Martin added 16 to lead Southeast Missouri to its largest road win of the season at Western Illinois (Jan. 25).
- SEMO outscored WIU, 45-28, in the second half en route to its 72-51 win.
- The 21-point victory was the Redhawks largest road victory since they beat Eastern Illinois, 87-58 (+29), on Jan. 22, 2022.
- SEMO never trailed against WIU.

Terry Runs Scoring Average to Double Figures

- For the first time this season, Brendan Terry is averaging double figures in the scoring column.
- He is averaging 10.7 points per game as one of three Redhawks scoring double-digits this season.

Nice Defense

- Southeast Missouri has held its opponent under 70 points in 13 of its last 18 games.
- SEMO (67.4 ppg allowed) is third in the Ohio Valley Conference in scoring defense behind Little Rock (65.4 ppg allowed) and SIU Edwardsville (65.6 ppg allowed)..
- The Redhawks limited Little Rock to 45 points, the lowest point total by any of their opponents this season.

Big Road Win

- Southeast Missouri never trailed en route to a 77-70 win at Tennessee Tech (Jan. 16).
- SEMO dealt the Golden Eagles their first home loss of the season.
- After leading by 21 at halftime (47-26), TTU used a 24-9 run in the first 10:06 of the second half to get within six.
- The Golden Eagles later narrowed SEMO's lead to 59-57 with eight minutes to go before the Redhawks countered with a 9-0 run and didn't look back.
- The Redhawks snapped a seven-game losing streak against TTU in Cookeville winning their for the first time since 2014.
- SEMO moved to 6-26 all-time against the Golden Eagles at the Eblen Center.

What a Half

- The Redhawks put together their best first half of basketball this season against Tennessee Tech (Jan. 16).
- Southeast Missouri shot 60 percent (18-of-30) from the field and built its largest halftime lead against a Division I opponent (47-26).
- SEMO's .600 field goal percentage was its best in a first half this year.
- The Redhawks are 15-0 in games they lead at the half this season.

Major Improvement

- After finishing 10th in the Ohio Valley Conference in free throw shooting a year ago, Southeast Missouri ranks second in the league in that category.
- Through 27 games, SEMO is shooting 72.6 percent (329-of-453).

Close Games

- Southeast Missouri has been involved in six games decided by four or less points in 2024-25.
- Five of those matchups came in Ohio Valley Conference play -- won, 67-65, at Tennessee State (Jan. 2); lost, 66-63, at UT Martin (Jan. 4); lost, 73-71, vs. Little Rock

WESTERN ILLINOIS
FEBRUARY 20



(Jan. 14); lost, 72-68, at Lindenwood (Jan. 23); won, 89-87, in overtime vs. Tennessee State (Feb. 1).

- SEMO is 3-3 in games decided by four or less points.

Stacker Goes Off

- Southeast Missouri trailed, 47-36, with 11:52 remaining against UT Martin (Jan. 4) when Braxton Stacker gave the Redhawks a big lift.
- Stacker came off the bench and knocked down a 3-pointer on three-straight possessions to close out a 12-2 run that made it a 47-45 contest with 10:13 to go.
- He later stepped back and buried another 3-pointer to cut UTM's lead to 50-48 before it was a two-possession game the rest of the way.
- Stacker finished with a career-high 22 points, made a career-best six 3-pointers and added a career-high four blocks against the Skyhawks.
- He had even more success against UT Martin when he led the Redhawks with 19 points in a 90-79 win on Jan. 30.

Milestone Wins

- Brad Korn picked up his 60th career win as head coach when Southeast Missouri beat Westminster, 88-39, on Dec. 29.
- Korn then earned his 70th career victory when the Redhawks defeated Tennessee Tech, 83-69, on Feb. 15.
- Korn, who is in his fifth year at SEMO, has an overall record of 70-83 and 43-46 in Ohio Valley Conference games.
- Korn's 70 wins are fourth-most among SEMO's head coaches during the NCAA Division I era behind Gary Garner (126), Dickey Nutt (80) and Ron Shumate (71).
- One more victory will put Korn in a tie for third all-time with Shumate in wins during the NCAA Division I era.

Pulling Rank

- In Ohio Valley Conference games, Southeast Missouri leads the league in scoring margin (+7.31), free throw percentage (.751), field goal percentage (.471), rebounding defense (30.7 rpg), turnover margin, (+2.88) and assist/turnover ratio (1.32).
- Overall, SEMO is first in the OVC in 3-point field goal percentage defense (.289),



WESTERN ILLINOIS FEBRUARY 20

scoring margin (+7.22) and turnover margin (+3.11).

- The Redhawks are among the top three teams in the conference in scoring offense (3rd, 74.6 ppg), scoring margin (1st, +7.22), scoring defense (3rd, 67.3 ppg allowed), field goal percentage (1st, .459), 3-point field goal percentage defense (1st, .289), turnover margin (1st, +3.11), assist/turnover ratio (2nd, 1.30), rebounding defense (2nd, 33.3 rpg) and free throw percentage (2nd, .726).

Redhawks Edge Tennessee State

- Southeast Missouri earned its first Ohio Valley Conference road win with a 67-65 victory in a gritty performance at Tennessee State (Jan. 2).
- In a physical game that featured 10 ties and 10 lead changes, SEMO made six free throws in the final 2:44 to come away with the two-point win.
- Teddy Washington, Jr. paved the way with 11 points, a season-high seven steals and made a big free throw with seven seconds left to seal the victory.
- SEMO beat TSU for the seventh time in 10 meetings between the teams.
- The Redhawks limited the Tigers to just 65 points who entered that game as the OVC's top scoring team (80.1 ppg).

First Win in 2025

- The Redhawks started the 2025 calendar year with a 67-65 road win at Tennessee State (Jan. 2).
- Southeast Missouri improved to 3-2 in its first game of the New Year with Brad Korn as head coach.
- It was the first time SEMO began a New Year with a road win under Korn.

December Ends

- The Redhawks went 4-2 in December after sweeping their season-long four-game home stand.
- Southeast Missouri finished with a winning record in December for the second-straight season.
- SEMO's 88-39 win over Westminster (Dec. 29) gave the Redhawks their first winning record of the season at 7-6.

Three Months In

- Southeast Missouri completed its third month of the season with a 5-4 record in January.
- SEMO finished January at .500 or better for the fourth time in five years with Brad Korn as its head coach.
- Korn is 21-19 all-time in January games.

Washington, Jr. Misses First Game

- Teddy Washington, Jr. missed his first game of the 2024-25 season against Westminster College (Dec. 29).
- Washington, Jr. did not play due to illness. He missed practice for that reason the day before that contest.
- Washington, Jr. returned at Tennessee State (Jan. 2), where he scored 11 points and added a career-best seven steals.

Stacker Steps In

- Braxton Stacker made his first start of the season in place of Teddy Washington, Jr. against Westminster (Dec. 29).
- Stacker scored a career-high 16 points, grabbed five rebounds and dished out three assists in 18 minutes.
- He shot 7-of-11 from the field and knocked down one 3-pointer, as well.
- Stacker's last start was during Southeast Missouri's 2023-24 season finale at Southern Indiana (Mar. 2).

SEMO Defeats SIU Edwardsville

- Southeast Missouri scored 80 points in a commanding 16-point victory (80-64) over SIU Edwardsville (Dec. 21).
- BJ Ward paved the way with 18 points, while Teddy Washington, Jr. and Brendan Terry followed close behind with 17 apiece.
- The Redhawks never trailed in the game and outrebounded SIUE, 37-22.
- The Cougars did not have an offensive rebound in the contest.
- It was the first time in SEMO's NCAA Division I era where an opponent did not have an offensive rebound against the Redhawks.

Washington, Jr. Recognized by HoopsHD.com

- Southeast Missouri guard Teddy Washington, Jr. was recognized among the best players in college basketball during the 2024 calendar year.
- HoopsHD's Jon Teitel ranked the top five players from each conference based on their all-around statistics.
- SIUE's Ray'Sean Taylor, Tennessee State's Brandon Weston, Eastern Illinois' Kooper Jacobi and Southern Indiana's Stephen

Olowoniyi joined Washington, Jr. on the list out of the Ohio Valley Conference.

Korn in the OVC

- Brad Korn has an all-time record of 43-46 in Ohio Valley Conference games.
- Korn guided Southeast Missouri to its first Ohio Valley Conference Tournament title and NCAA Tournament appearance in over two decades during the 2022-23 campaign.
- It was SEMO's second OVC Tournament championship and NCAA Tournament berth in program history.
- In 2022-23, the Redhawks finished fifth in the OVC with a 10-8 record and became the first #5 seed to win an OVC Tournament.
- SEMO's other conference records under Korn include 9-11 (2020-21), 8-9 (2021-22) and 4-14 (2023-24).
- In 2024-25, the Redhawks are having their best OVC season at 12-4 with Korn at the helm.

Terry Rises

- Brendan Terry, who has started all 27 games this season, scored double figures in 15 of his last 21 outings.
- He scored 10 points vs. Westminster College (Dec. 29).
- Before that, Terry had 17 points against SIU Edwardsville (Dec. 21).
- Terry also finished with 13 points vs. Eastern Illinois (Dec. 19), 17 against St. Mary of the Woods (Dec. 15), 12 points at Murray State (Dec. 8), 14 vs. Kansas City (Nov. 30), 12 vs. Southern Indiana (Jan. 9), 13 vs. Morehead State (Jan. 11), 12 vs. Little Rock (Jan. 14), 14 at Lindenwood (Jan. 23), 19 at Western Illinois (Jan. 25), a career-high 20 vs. Tennessee State (Feb. 1), 17 at Southern Indiana (Feb. 8) and 14 Little Rock (Feb. 11) and 15 vs. Tennessee Tech (Feb. 15).
- Terry is SEMO's third-leading scorer (10.9 ppg) and second-leading rebounder (4.1 rpg). He is second on the team with 39 steals and first with 21 blocks, as well.

3-Pointer Streak

- The Redhawks have made at least one 3-pointer in 516 consecutive games.
- The last time Southeast Missouri did not make a 3-pointer was vs. Western Illinois (0-of-6) on Dec. 10, 2008.
- SEMO has made 193-of-589 threes at a 32.8 percent rate this season.
- The Redhawks drained 10 or more threes in a game five times this year.

80 or More

- Southeast Missouri has scored 80 or more points a total of 10 times this season.
- SEMO scored a season-high 93 points in wins over NAIA opponents Crowley's Ridge College (Nov. 13) and St. Mary of the Woods (Dec. 15).
- The Redhawks finished with 82 points vs. Chattanooga (Nov. 17), 80 against Kansas City (Nov. 30), 80 vs. SIU Edwardsville (Dec. 21), 88 vs. Westminster (Dec. 29), 90 vs. UT Martin (Jan. 30), 89 vs. Tennessee State (Feb. 1) and 80 at Morehead State (Feb. 6) and 83 vs. Tennessee Tech (Feb. 15).
- SEMO is 9-1 in games where it scores 80 or more points.

Washington, Jr. Named OVC Player and Newcomer of the Week

- Teddy Washington, Jr. was named both Ohio Valley Conference Player and Newcomer of the Week on Dec. 23.
- Washington, Jr. averaged 22.5 points and 8.5 rebounds per game leading SEMO to wins over Eastern Illinois (Dec. 19) and SIU Edwardsville (Dec. 21).
- He had a double-double 28 points and 10 rebounds vs. EIU and followed that up with 17 points and seven rebounds against SIUE.
- For the week, Washington, Jr. shot 50 percent (14-of-28) from the field and 50 percent from 3-point range (7-of-14). He also went a perfect 10-of-10 at the free throw line, dished out four assists and added two steals.
- Washington, Jr. won all three of SEMO's OVC weekly honors this season. He was also tabbed OVC Co-Newcomer of the Week on Dec. 2.

Redhawks Crush St. Mary of the Woods

- Southeast Missouri ended a two-game losing streak with a 93-56 win over St. Mary of the Woods (Dec. 15).
- The 37-point victory is SEMO's third-largest of the season.
- SEMO scored 48 first-half points against the Pomeroy's for its most in an opening half of basketball thus far.
- The Redhawks had five players score double figures, including Brendan Terry (17), Troy Cole, Jr. (14), Rob Martin (13), Teddy Washington, Jr. (12) and Braxton Stacker (11).
- SEMO's 93 points matched a season-high.

Redhawks Win OVC Opener

- Southeast Missouri started Ohio Valley Conference play with a 79-72 win over Eastern Illinois (Dec. 19).
- SEMO opened OVC play with a win for the second year in a row.
- The Redhawks moved to 12-22 all-time in OVC openers and 2-3 in such games under Head Coach Brad Korn.
- At the time, SEMO also handed EIU its eighth-straight road loss.

Redhawks Down Kansas City

- Southeast Missouri cruised past Kansas City, 80-59, on Nov. 30.
- SEMO used a 16-2 run to get ahead of the Roos early and never looked back.
- The Redhawks led by as many as 26 points before polishing off their third victory of the season.
- It was SEMO's 12th by more than 20 points under Head Coach Brad Korn.
- The 21-point victory is also the largest the Redhawks have against a Division I opponent this year.

Washington, Jr. Delivers

- Newcomer Teddy Washington, Jr. has scored double figures in 19 of his 26 games.
- Washington, Jr. finished with 17 points against SIU Edwardsville (Dec. 21) and had a double-double 28 points and 10 rebounds in his first career Ohio Valley Conference start vs. Eastern Illinois (Dec. 19). He scored 24 points in the second half of that contest.
- He scored over 20 points four times with 25 vs. Chattanooga (Nov. 17), a season-high 28 vs. both Eastern Illinois (Dec. 19) and Kansas City (Nov. 30) and 21 vs. Tennessee Tech (Feb. 15).
- Washington, Jr. turned in a double-double on three occasions with 18 points and 12 rebounds vs. Crowley's Ridge (Nov. 13), 25 points and 10 boards against Chattanooga (Nov. 17) and 28 points and 10 rebounds vs. Eastern Illinois (Dec. 19).
- Washington, Jr. is Southeast Missouri's leading scorer with 13.9 points per game and tops the Redhawks with 5.5 rebounds per contest, 45 three-pointers made and 47 steals.
- He ranks ninth in the OVC in scoring and 12th in rebounding.

WESTERN ILLINOIS
FEBRUARY 20

**Stacker Returns**

- After missing the first six games due to injury, Braxton Stacker made his 2024-25 debut against Kansas City on Nov. 30.
- Stacker came off the bench to score 10 points and grab three rebounds in 17 minutes.
- He also made 3-of-4 free throws and knocked down one 3-pointer against the Roos.
- Stacker scored double figures for the fourth time when he posted a career-high 22 points at UT Martin (1/4).
- He dropped in 16 points in his first start of the season vs. Westminster (Dec. 29).
- Stacker has played in 20 games since his return.

Happy to Assist You

- For the second time this season, Southeast Missouri finished with 20 or more assists in a game.
- SEMO assisted 20 of its 36 made field goals against St. Mary of the Woods (Dec. 15) and had a season-high 22 assists on 37 made field goals against Crowley's Ridge College (Nov. 13).
- The Redhawks are averaging 13.7 assists per game in 2024-25.

Balanced Scoring

- Southeast Missouri has had three or more players get double figures in the scoring column during 19 of its 27 games this season.
- Teddy Washington, Jr. leads the way with 19 double figure scoring games.
- SEMO had a season-high five players with double-digit points vs. St. Mary of the Woods (Dec. 15), Westminster (Dec. 29), UT Martin (Jan. 30) and Tennessee Tech (Feb. 15).

Martin Pours it On

- Rob Martin has scored double figures 36 times in his career and 20 or more points on seven occasions.
- Martin is second on the team in scoring with 13.5 points per game.
- He ranks first in the Ohio Valley Conference in assist/turnover ratio (3.11).
- Martin established a new career-high with seven rebounds against St. Mary of the Woods (Dec. 15) and Westminster (Dec. 29).
- He scored double figures on 17 occasions in 2024-25.



WESTERN ILLINOIS
FEBRUARY 20

Home-Opening Beatdown

- Southeast Missouri picked up its first win of the season with a dominating 93-38 home-opening victory over Crowley's Ridge College (Nov. 13).
- The +55 margin of victory was the largest under Head Coach Brad Korn. It was also the second time the Redhawks beat an opponent by 50 or more points with Korn at the helm.
- It was SEMO's largest win since the Redhawks beat Central Baptist, 118-56 (+62), on Nov. 11, 2013.
- The Redhawks improved to 25-9 in home-openers since joining the NCAA Division I ranks in 1991-92.
- SEMO also began its home slate with a win for the ninth time in 13 years and posted a victory for the 16th time in 20 home-opening contests.

Double-Digit Threes

- Southeast Missouri made 10 or more 3-pointers in a game five times this year.
- SEMO drained a season-high 12 threes at Vanderbilt (Nov. 10) and followed that up with 11 three days later vs. Crowley's Ridge College (Nov. 13). The Redhawks had 12 three-pointers at Central Arkansas (Nov. 21), 10 vs. Eastern Illinois (Dec. 19) and 10 at UT Martin (1/4).
- Teddy Washington, Jr. (44), BJ Ward (41) and Rob Martin (30) have combined for 115 of SEMO's 184 made threes.
- The Redhawks surpassed their total of four games with 10 or more 3-pointers made in 31 contests during the 2023-24 campaign.

Double-Doubles

- Southeast Missouri players have accounted for four double-doubles through 22 games this season.
- BJ Ward has one double-double and Teddy Washington, Jr. has three.
- In 2023-24, not one player had a double-double for SEMO during the entire season.

Lowndes Cracks Starting Five

- John A. Logan College transfer Elliot Lowndes started 14 of Southeast Missouri's games.
- Lowndes grabbed eight rebounds in 15 minutes during his first career NCAA Division I start at Central Arkansas (Nov. 21).
- The next day, he scored five points and had four boards vs. UNC Asheville (Nov. 22).
- Lowndes is the Redhawks second-leading blocker with 18 this season.

20-Point Scorers

- The Redhawks had a 20-point scorer in 10 games this season.
- BJ Ward registered 22 points at Vanderbilt (Nov. 10), Damarion Walkup dropped in 23 vs. Crowley's Ridge (Nov. 13), Rob Martin (29), Teddy Washington, Jr. (25) went over 20 points vs. Chattanooga (Nov. 17), scored 28 vs. Kansas City (Nov. 30), dropped in 28 vs. Eastern Illinois (Dec. 19) and 21 vs. Tennessee Tech (Feb. 15), Braxton Stacker finished with 22 at UT Martin (Jan. 4), Martin scored 21 vs. Morehead State (Jan. 11), 20 vs. Tennessee State (Feb. 1) and 27 at Morehead State (Feb. 6).

Ward Plays Strong

- BJ Ward scored double figures in 12 games.
- Ward was in the starting lineup the last 26 contests.
- He began the year with 17 points off the bench at Bradley (Nov. 4) and followed that up with a career-high 22 in his first start of the season at Vanderbilt (Nov. 10). Three days later, Ward registered 11 points and 10 rebounds for his first career double-double vs. Crowley's Ridge College (Nov. 13). He scored 13 vs. Chattanooga (Nov. 17), 19 at Central Arkansas (Nov. 21), 10 vs. UNC Asheville (Nov. 22), 14 vs. Southern Indiana (Jan. 9), 10 at Lindenwood (Jan. 23), 15, UT Martin (Jan. 30), 16 at Morehead State (Feb. 6) and 10 vs. Tennessee Tech (Feb. 15).
- Ward's six-game double-digit scoring streak to open the season is the longest of his career.
- He led SEMO with 18 points in its win over SIU Edwardsville (Dec. 21).
- Ward ranks fifth on the team in scoring with 9.4 points per game.
- Ward knocked down a career-best six 3-pointers against the Commodores and ranks second on the team with 37 treys.

- He made the game-tying 3-pointer with 11 seconds left against Little Rock (Jan. 14).

Redhawks Bury 12 Threes

- The Redhawks gave Vanderbilt all it could handle in their 85-76 loss on Nov. 10.
- Southeast Missouri made 12 three-pointers in the contest and, at one time, led by double figures early in the game.
- The Redhawks matched that total with 12 threes at Central Arkansas (Nov. 21).
- SEMO finished with 10 or more made threes in a game 30 times under Head Coach Brad Korn.

Non-Division I Opponents

- The Redhawks beat NAIA members Crowley's Ridge, 93-38, on Nov. 13, St. Mary of the Woods, 93-56, on Dec. 15 and Westminster, 88-39, on Dec. 29.
- SEMO is on a 40-game winning streak against non-Division I opponents.
- Head Coach Brad Korn is 11-0 all-time in such games. Korn is 2-0 vs. Missouri Baptist, 1-0 vs. William Woods, 1-0 vs. Harris-Stowe, 1-0 vs. Lindsey Wilson College, 1-0 vs. Webster College, 1-0 vs. Lyon College, 1-0 vs. Bethel (Tenn.), 1-0 vs. Crowley's Ridge, 1-0 vs. St. Mary of the Woods and 1-0 vs. Westminster College.
- The Redhawks have not allowed more than 61 points in each of their last nine meetings with non-Division I teams. SEMO outscored its opponents by a combined, 781-449 (+332), in that span.

Welcome to NCAA Division I Basketball

- Five players saw their first basketball action at the NCAA Division I level during Southeast Missouri's season-opener at Bradley (Nov. 4).
- Forward Brendan Terry and guard Troy Cole, Jr. each made their first career starts as Redhawks, while Damarion Walkup, Saxton Hoepker and Elliot Lowndes came off the bench.
- Terry (Pensacola State College), Cole, Jr. (Highland CC), Walkup (Olney Central College), Hoepker (Southwestern Illinois College) and Lowndes (John A. Logan College) are all junior college transfers.
- Fellow newcomer Teddy Washington, Jr. also made his first career start as a Redhawk. SEMO is Washington, Jr.'s second Division I school after spending the 2023-24 campaign at Texas A&M-Corpus Christi.

Walkup Scores Double Figures in Division I Debut

- Damarion Walkup scored 11 points off the bench in his Southeast Missouri debut at Bradley (Nov. 4).
- Walkup made three field goals, including two from 3-point range and knocked down 3-of-4 free throws in 26 minutes.
- His 26 minutes were third-most against the Braves behind starters Teddy Washington, Jr. (28) and Rob Martin (27).
- Walkup scored SEMO's first points of the 2024-25 campaign on a layup with 18:38 left to play in the first half.
- He had 14 points for his fourth double-digit performance of the season vs. Westminster (Dec. 29).

About the Program

- Southeast Missouri is in its 118th season of basketball in 2024-25.
- This year marks SEMO's 34th as an NCAA Division I program.
- The Redhawks first moved to the NCAA Division I ranks in 1991-92.
- SEMO has a total of nine winning seasons at the NCAA Division I level.
- The Redhawks won one Ohio Valley Conference regular-season title (1999-2000), two OVC Tournament crowns (1999-2000, 2022-23) and advanced to the NCAA Tournament twice (1999-2000, 2022-23).
- SEMO has an all-time NCAA Division I record of 402-572 and is 225-332 in the OVC.

Year Five for Korn

- Brad Korn is in his fifth year as Southeast Missouri's head coach.
- Korn's position at SEMO is his first as a head coach.
- He led the Redhawks to their first Ohio Valley Conference Tournament title and NCAA Tournament appearance in over two decades during the 2022-23 campaign.
- SEMO became the first #5 seed to win the OVC Tournament winning four games in four days along the way.
- Korn is 70-83 overall and 43-46 in the OVC.
- He was hired as the seventh head coach in SEMO's NCAA Division I era on Mar. 23, 2020.
- Korn has coached in eight NCAA Tournaments -- seven as an assistant coach and one as a head coach -- during his career.

Roster Breakdown

- The 2024-25 roster consists of 13 players, including two seniors, seven juniors, three sophomores and one freshman.
- Rob Martin, BJ Ward, TJ Biel, David Idada, Braxton Stacker and Marqueas Bell are the returnees back from last season.
- SEMO added six transfers and one freshman to complete this year's team.

Redhawks Picked Seventh in OVC Preseason Poll

- Southeast Missouri was picked seventh in the 2024-25 Ohio Valley Conference Men's Basketball Preseason Poll.
- SEMO accumulated 86 points in the overall voting by the OVC head men's basketball coaches.
- Little Rock was tabbed this year's preseason favorite with 200 points and 20 of the possible 22 first-place votes.
- The Trojans were one of three teams to share last year's OVC regular-season title along with Morehead State and UT Martin.
- Western Illinois (172 pts.), SIU Edwardsville (2 first-place votes, 151 pts.), Tennessee State (134 pts.), Morehead State (131 pts.) and Eastern Illinois (87 pts.) were also picked ahead of the Redhawks.
- Southern Indiana (79 pts.), Lindenwood (67 pts.), UT Martin (52 pts.) and Tennessee Tech (51 pts.) round out the 11-team predicted order of finish.

Returning Starters

- Guards Rob Martin and Braxton Stacker are Southeast Missouri's returning starters.
- Martin led SEMO in scoring (11.9 ppg), assists (108), minutes (28.5 mpg) and free throw percentage (.885) during his first year with the Redhawks in 2023-24.
- He ranked fifth in the Ohio Valley Conference in assists and sixth in assist/turnover ratio (1.52).
- Stacker ranked fourth on the team in scoring with 7.4 points per game and topped the Redhawks in steals (29) and blocks (15).

Byrd Joins Coaching Staff

- DJ Byrd was hired as an assistant coach to complete Southeast Missouri's staff for the 2024-25 season.
- Byrd was briefly at Barry University last summer before arriving in Cape Girardeau.
- Prior to that, he was on the men's basketball staff at Mercer University for five years.
- Byrd worked as a graduate assistant from 2017-19 at Purdue with 2019 NABC National Coach of the Year Matt Painter.

WESTERN ILLINOIS
FEBRUARY 20



- A former standout as a player at Purdue, Byrd saw action in 130 career games and scored 880 points along the way.
- He made 195 three-pointers, ninth-most among Boilermaker career leaders.
- Byrd was the Big Ten Conference Sixth Man of the Year in 2012 helping lead Purdue to three NCAA Tournaments (2010, 2011, 2012).
- In 2010, the Boilermakers won the Big Ten Championship and advanced to the Sweet 16 before falling to the eventual NCAA National Champion Duke Blue Devils.

November Wrap

- Southeast Missouri played seven games in November, its first month of the 2024-25 season.
- The Redhawks finished their first opening month with a 3-4 record.
- SEMO moved to 13-15 all-time in November games under Head Coach Brad Korn.

2025-26 Signees

- Southeast Missouri Trace Sadler and P.J. Farmer, both from local Sikeston High School, for 2025-26.
- Sadler is a 7-footer who averaged 4.5 rebounds and three blocks per game as a junior last season.
- Farmer, a versatile guard who is one of the top recruits in the state, averaged 14.3 points, 7.9 assists, 6.7 rebounds and 2.7 steals per game a year ago.
- Farmer is a Class 5 All-State selection who also had offers from Missouri and Ole Miss.

2024-25 Schedule

- Southeast Missouri will play 31 games, including 15 at the Show Me Center in 2024-25.
- SEMO's non-conference slate is comprised of 11 matchups, eight of which are against NCAA Division I opponents.
- The Redhawks begin the season with back-to-back road games at Missouri Valley Conference member Bradley (Nov. 4) and Southeastern Conference member Vanderbilt (Nov. 10).
- SEMO hosts NAIA affiliate Crowley's Ridge College (Nov. 13) in its home-opener. Crowley's Ridge is one of three non-Division I teams making trips to Cape Girardeau along with St. Mary of the Woods (Dec. 15) and Westminster (Dec. 29).



WESTERN ILLINOIS FEBRUARY 20

- The rest of the Redhawks non-conference slate features games at Central Arkansas (Nov. 21), Lipscomb (Dec. 5) and former Ohio Valley Conference foe Murray State (Dec. 8), a neutral site contest against UNC Asheville (Nov. 22) in Conway, Arkansas and home matchups with Chattanooga (Nov. 17) and Kansas City (Nov. 30).
- SEMO opens its 20-game OVC schedule at home prior to Christmas against Eastern Illinois (Dec. 19) and SIU Edwardsville (Dec. 21).
- For the second-straight year the league membership includes 11 teams (Eastern Illinois, Lindenwood, Little Rock, Morehead State, SEMO, SIU Edwardsville, Southern Indiana, Tennessee State, Tennessee Tech, UT Martin and Western Illinois).
- In 2024-25, the Conference schedule switches to a true round-robin slate of 20 games (after being 18 games a season ago).

Ohio Valley Conference Tournament

- The Ohio Valley Conference Board of Presidents voted to accept an agreement to hold the OVC Men's and Women's Basketball Championships at the Ford Center in Evansville, Indiana through the 2026 Championship.
- The agreement also includes an option for the 2027 Championship.
- The OVC Basketball Championships have been held in the venue since 2018. In September 2019, the OVC accepted a three-year agreement to continue hosting the event at the venue through 2023, and in December exercised an option for 2024.
- The Ford Center, which opened in November 2011, is an 11,000-seat arena located in the core of Evansville's downtown district. The 290,000-square foot facility serves as home of Evansville Thunderbolts of the Southern Professional Hockey League and the University of Evansville men's basketball team. The Ford Center also serves as host to numerous sporting events and concerts on an annual basis.
- The OVC Basketball Tournament is the fourth-oldest Division I Championship in the country; the men's event will be held for the 60th time this year.
- The top eight men's and women's teams,

based upon Conference winning percentage, automatically earn access to the OVC Basketball Championship. The OVC Basketball Championships feature 14 games of basketball action spanning four days as teams compete to capture the OVC title and earn a bid to the NCAA Tournament.



In Memory of Carl Ritter

- On Jan. 7, 2025, Southeast Missouri basketball great Carl Ritter passed away at the age of 84.
- Ritter, to this day, is SEMO men's basketball's all-time leading scorer with 1,916 points.
- He was SEMO's first draft pick when he was selected in the 10th round by the St. Louis Hawks in the 1963 NBA Draft.
- Ritter's number 32 is the only retired number in SEMO men's basketball history.



WESTERN ILLINOIS
FEBRUARY 20



SOUTHEAST MISSOURI BASKETBALL NOTES



**WESTERN ILLINOIS
FEBRUARY 20**

2024-25 SCHEDULE/RESULTS

November (3-4)

4	at Bradley	ESPN+	L, 60-88
10	at Vanderbilt		L, 76-85
13	Crowley's Ridge College	ESPN+	W, 93-38
17	Chattanooga	ESPN+	L, 82-87
21	at Central Arkansas		W, 77-73 OT
22	vs. UNC Asheville	!	L, 64-72
30	Kansas City	ESPN+	W, 80-59

December (4-2, 2-0 OVC)

5	at Lipscomb		L, 60-78
8	at Murray State		L, 53-73
15	St. Mary of the Woods	ESPN+	W, 93-56
19	Eastern Illinois	ESPN+	W, 79-72
21	SIU Edwardsville	ESPN+	W, 80-64
29	Westminster	ESPN+	W, 88-39

January (5-4, 5-4 OVC)

2	at Tennessee State	ESPN+	W, 67-65
4	at UT Martin	ESPN+	L, 63-66
9	Southern Indiana	ESPN+	W, 77-66
11	Morehead State	ESPN+	L, 56-67
14	Little Rock	ESPN+	L, 71-73
16	at Tennessee Tech	ESPN+	W, 77-70
23	at Lindenwood	ESPN+	L, 68-72
25	at Western Illinois	ESPN+	W, 72-51
30	UT Martin	ESPN+	W, 90-79

February (5-0, 5-0 OVC)

1	Tennessee State	ESPN+	W, 89-87 OT
6	at Morehead State	ESPN+	W, 80-51
8	at Southern Indiana	ESPN+	W, 79-74
11	at Little Rock	ESPN+	W, 57-45
15	Tennessee Tech	ESPN+	W, 83-69
20	Western Illinois	ESPN+	7:30 p.m.
22	Lindenwood	ESPN+	3:45 p.m.
27	at SIU Edwardsville	ESPN+	7:30 p.m.

March (0-0, 0-0 OVC)

1	at Eastern Illinois	ESPN+	3:30 p.m.
5	OVC Tournament	First Round	Evansville, Ind.
6	OVC Tournament	Quarterfinals	Evansville, Ind.
7	OVC Tournament	Semifinals	Evansville, Ind.
8	OVC Tournament	Championship	Evansville, Ind.

All games broadcast live on the radio at Real Rock 99.3 FM. All times Central and Subject to Change; Home Games in **Bold**; * - Denotes Ohio Valley Conference Game ! - Game played in Conway, Ark.

PROBABLE STARTERS



Guard
5-10 / 170 / Jr.
St. Louis, Mo. / Indiana State

1

ROB MARTIN

- Started 55 of 58 games in his career.
- Leads the team with 115 assists and is second on the team with 13.5 points per game.
- Scored double figures a team-high 36 times in his career.
- Matched a career-high 29 points vs. Chattanooga (11/17).
- Transferred to SEMO from Indiana State.




Guard
6-2 / 175 / Sr.
Blytheville, Ark. / Indiana State

10

TEDDY WASHINGTON, JR.

- Started 26 games.
- Southeast Missouri's top scorer (13.9 ppg) and rebounder (5.5 rpg). Also ranks first on the team with 47 steals and has 15 multi-steal games.
- Registered double figures in 19 games.
- Turned in a double-double three times.
- One of six transfers on this year's roster.
- Joined SEMO from Texas A&M-Corpus Christi, where he saw action in 27 games and made one start in 2023-24.
- Made the game-winning shot vs. Tennessee State (2/1) with two seconds left.



Guard
6-5 / 200 / Jr.
Donaldsonville, La. / Highland CC

4

TROY COLE, JR.

- Played in 27 games and made 13 starts.
- Averages six points and 3.1 rebounds per contest.
- Scored double figures in five games with a season-high 14 points vs. St. Mary of the Woods (12/15) and Tennessee State (2/1).
- Started the last nine contests.



Guard
6-0 / 195 / So.
St. Louis, Mo. / Chaminade

2

BJ WARD

- Southeast Missouri's fifth-leading scorer with 9.4 points per game.
- Dropped in a career-high 22 points in his first start of the season at Vanderbilt (11/10).
- Scored double figures in 12 games.
- Ranks second on the team with 43 three-pointers made.
- Made the game-tying 3-pointer with 11 seconds left vs. Little Rock (1/14).



Forward
6-7 / 215 / Jr.
Santa Monica, Calif. / Pensacola State College

15

BRENDAN TERRY

- Started 27 games.
- Averages 10.9 points per contest as SEMO's third-leading scorer.
- Scored double figures in 15 of his last 21 games.
- Second on the team with 39 steals and 4.1 rebounds per game, and leads the team with 21 blocks.
- Played two seasons at Pensacola State College.
- As a sophomore, started 20 games and averaged 7.7 points and seven rebounds as the team's top rebounder and fourth-leading scorer.

SEMO
BASKETBALL

MEDIA INFORMATION

Strategic Communications

The Southeast Missouri Strategic Communications Office is always willing to assist the media with their coverage of Redhawk basketball. All media and credential requests should be made to Associate Director of Athletics Jeff Honza. Should you need any information, feel free to call anytime, day or night. Honza can be reached at (573) 651-2933 (work) or (618) 528-1145 (mobile).

In-Season Interview Policy


All of Southeast Missouri's basketball student-athletes and coaches will be available to the media throughout the 2024-25 season. Interviews should be arranged through the Southeast Missouri Strategic Communications Office. Interviews with players and coaches will be conducted either before or after practices during the season. Please let the Strategic Communications Office know if you plan to attend practice. Practices are held at either the Show Me Center or Student Recreation Center.

Credentials

Credentials are required for entrance to the Show Me Center. To request season or single-game credentials, please contact Jeff Honza in the Southeast Missouri Strategic Communications Office by phone at (573) 651-2933 or email at redhawk1@me.com / jhonza@semo.edu. Credentials can be picked up at the NCAA Pass Gate located at the Southeast entrance of the Show Me Center. Southeast Missouri follows the guidelines set forth by the NCAA governing the issuance of credentials. Press credentials will be issued to accredited sports writers of daily and weekly newspapers. Photo passes will be issued to accredited members of the photo media working for newspapers and television stations. All credential requests should come from sports editors, directors or anchors. Spouses, dates and minors will not be permitted on Press Row or in the press areas at the Show Me Center. Any unauthorized use of credentials will result in revocation of credentials issued by Southeast Missouri State University and credential requests will not be honored for future SEMO athletic events.

Press Row

Media will be assigned seats courtside on the north side of the Show Me Center. Press Row is reserved for working media



only. Professional decorum is expected at all times. Cheering or outward expression is strictly prohibited.

SEMORedhawks.com

Southeast Missouri's official athletics website is updated daily with information on all 15 sports available. Complete schedules, results, coaches and player bios, and other information can be accessed.

Postgame Interviews

The Southeast Missouri Strategic Communications staff will make requested student-athletes available to the media at the conclusion of each game. Head Coach Brad Korn's first postgame responsibility after meeting with the team is his live radio show. Korn and selected student-athletes will address the media after every game and the opposing head coach will be available upon request. Korn will address any media immediately after his postgame radio obligation with the Redhawks Radio Network.

Photographers/Videographers

Photographers and videographers working the floor level at the Show Me Center are required to shoot from behind the dash lines along the baselines and must sit on the floor in those areas. The Strategic Communications Department may identify other positions off the court where

WESTERN ILLINOIS
FEBRUARY 20



SEMO BASKETBALL
SEMO BASKETBALL
SEMO BASKETBALL
SEMO BASKETBALL

2024-25 RADIO SHOW SCHEDULE
ALL SHOWS 12-1 P.M., CT

DECEMBER 9 - WINGS ETC. CAPE GIRARDEAU
DECEMBER 16 - WINGS ETC. JACKSON
DECEMBER 23 - NO SHOW
DECEMBER 30 - NO SHOW

JANUARY 6 - WINGS ETC. CAPE GIRARDEAU
JANUARY 13 - WINGS ETC. CAPE GIRARDEAU
JANUARY 20 - WINGS ETC. JACKSON
JANUARY 27 - WINGS ETC. CAPE GIRARDEAU

FEBRUARY 3 - WINGS ETC. CAPE GIRARDEAU
FEBRUARY 10 - WINGS ETC. JACKSON
FEBRUARY 17 - WINGS ETC. CAPE GIRARDEAU
FEBRUARY 24 - WINGS ETC. CAPE GIRARDEAU

NOTE: RADIO SHOW MAY START SOONER DEPENDING ON THE CONCLUSION OF THE SEMO FOOTBALL SEASON

photographers/videographers may work, provided the view is not blocked for fans. At no time may photographers/videographers work directly from behind the official scorer's table and team benches, and in front of any courtside signage. No tripods may be placed on or beside the court and flash photography is strictly prohibited.

Live Stats

StatBroadcast Live is the exclusive live statistics platform of Southeast Missouri basketball. Live stats can be accessed at Statb.us/I/SEMO.

Visiting Radio

A courtesy ethernet line is available for official visiting team radio use at the Show Me Center. If additional lines are needed, they must be secured by calling (573) 651-2275 at least one week in advance. Space along with ethernet lines and multiple live camera angles will be provided. Contact Jeff Honza for more information.

Press Row Services

The Show Me Center is equipped with wireless internet. A member of the Strategic Communications staff will provide login information. Full statistical packets will be available following each game.



WESTERN ILLINOIS
FEBRUARY 20

HEAD COACH BRAD KORN



Head Coach
Fifth Year
Southern Illinois, 2004



BRAD KORN

Korn File

Hometown: Plano, Ill.

Birthdate: August 22, 1981

Alma Mater: Southern Illinois, 2004

Education: Bachelor's Marketing (Southern Illinois); Master's in Administrative Studies (Missouri State)

Date Hired: March 23, 2020

Family: Wife - Kristin; Daughters - Brielyn, Ashtyn

By the Numbers

- 70 overall wins.
- 43 Ohio Valley Conference victories.
- 19 wins in 2022-23, SEMO's most in a season since 1999-2000.
- 10 OVC wins in 2022-23, SEMO's most in a season since 1999-2000.
- 10 OVC Commissioner's Honor Roll selections.
- 6 OVC Freshman of the Week honorees.
- 5 OVC Players of the Week honorees.
- 5 OVC Newcomers of the Week honorees.
- 2 OVC First-Team selections.
- 2 OVC Second-Team selections.
- 2 OVC All-Tournament Team selections.
- 2 1,000-point scorers.
- 1 OVC Tournament Championship (2022-23).
- 1 NCAA Tournament Appearance (2022-23, First Four).
- 1 OVC Tournament Most Valuable Player.

Career Highlights

- Officially hired as the seventh head coach in Southeast Missouri's NCAA Division I era on March 23, 2020.
- Began his first head coaching job in the middle of a COVID-19 pandemic during the 2020-21 season.
- Brought the national spotlight back on SEMO basketball when his 2022-23 team won the OVC Tournament title and advanced to the NCAA Tournament. It was the program's first OVC Tournament crown and NCAA Tournament appearance in over two decades.
- SEMO became the first #5 seed to ever win the OVC Tournament after winning four games in four days during the 2022-23 campaign. Along the way, the Redhawks knocked off the tourney's top two seeds in #1 Morehead State and #2 Tennessee Tech to claim the title.
- The Redhawks faced Texas A&M-Corpus Christi in the NCAA First Four on Mar. 14, 2023. SEMO's 2022-23 season ended with a close

75-71 loss in that game.

- SEMO snapped a streak of eight-straight losing seasons with its 19-17 record during 2022-23.
- It was the first time the Redhawks had both winning overall and OVC records in a season since 2004-05.
- The historic 2022-23 season received unprecedented media attention. Brad Korn and Chris Harris were featured in a live interview with Inside College Basketball studio hosts Clark Kellogg, Seth Davis, Greg Gumbel and Jay Wright on Selection Sunday prior to the Atlantic 10 Championship game.
- Became just the second head coach in SEMO basketball history to lead his team to back-to-back trips to the OVC Tournament semifinals (2021-22, 2022-23).
- The OVC Tournament semifinal appearance in 2021-22 was SEMO's first in 17 years.
- Academically, Korn's 2023-24 team completed the academic year with a 3.09 grade point average helping lift SEMO Athletics to a department record 3.44 spring GPA.

Coaching Experience

- 2004-06 - Graduate Assistant, Southern Illinois
- 2006-12 - Assistant Coach, Southern Illinois
- 2012-13 - Director of Operations, Kansas State
- 2013-16 - Assistant Coach, Missouri State
- 2016-20 - Assistant Coach, Kansas State
- 2020-present - Head Coach, Southeast Missouri

Previous Experience

- Korn spent five years at Big 12 Conference member Kansas State working four seasons as an assistant coach and one as the program's Director of Operations.
- In his final four years back at K-State after returning following a three-year stint at Missouri State, Korn helped the Wildcats to 82 wins and three-straight NCAA Tournaments.
- K-State posted consecutive 25-win campaigns for the first time in school history (2017-18, 2018-19).
- Spent one season on Bruce Weber's inaugural staff at K-State as Director of Operations, helping lead the Wildcats to a 27-8 record and their first-ever Big 12 regular-season title in 2012-13.
- Overall, Korn has 19 years of Division I coaching experience.
- Returned to Manhattan, Kansas in May, 2016 after three seasons at Missouri State, where he was an assistant coach under Paul Lusk.
- Before his first stint at K-State, Korn spent eight years at his alma mater, Southern Illinois, including his final six seasons as a full-time

SEMO
BASKETBALL

HEAD COACH BRAD KORN**WESTERN ILLINOIS**
FEBRUARY 20

assistant under Chris Lowery.

- During his time at SIU, Korn helped lead the Salukis to a 145-116 record, four postseason appearances, two Missouri Valley Conference championships and one State Farm Missouri Valley Tournament title. The 2006-07 SIU team advanced to the Sweet 16 with Korn on the coaching staff.

Playing Experience

- Korn helped the Salukis through one of their greatest periods of success from 1999 to 2004.
- The squad went from 16 wins his redshirt-freshman season to three consecutive NCAA Tournament appearances under head coaches Bruce Weber and Matt Painter.
- He was part of three Missouri Valley Conference regular-season championships.
- The 6-foot-9 forward saw action in 121 games in his career, averaging 5.2 points and 2.3 rebounds in 14.5 minutes per game.
- As a senior, Korn averaged 9.7 points on 41 percent shooting with four rebounds and 1.9 assists in helping lead SIU to 25 wins and a 17-1 mark in MVC play.
- He was named to the MVC's Most Improved Team.

KORN YEAR-BY-YEAR

Year	School	Assignment	Record	Conf./Fin.	Postseason
2004-05	Southern Illinois	Graduate Asst.	27-8	15-3/1st	NCAA Second Round
2005-06	Southern Illinois	Graduate Asst.	22-11	12-6/2nd	NCAA First Round
2006-07	Southern Illinois	Assistant Coach	29-7	15-3/1st	NCAA Sweet 16
2007-08	Southern Illinois	Assistant Coach	18-15	11-7/3rd	NIT Second Round
2008-09	Southern Illinois	Assistant Coach	13-18	8-10/5th	-
2009-10	Southern Illinois	Assistant Coach	15-15	6-12/9th	-
2010-11	Southern Illinois	Assistant Coach	13-19	5-13/8th	-
2011-12	Southern Illinois	Assistant Coach	8-23	6-13/9th	-
2012-13	Kansas State	Dir. of Operations	27-8	14-4/1st	NCAA Second Round
2013-14	Missouri State	Assistant Coach	20-13	9-9/4th	CIT Tournament
2014-15	Missouri State	Assistant Coach	11-20	5-13/8th	-
2015-16	Missouri State	Assistant Coach	13-19	8-10/7th	-
2016-17	Kansas State	Assistant Coach	21-14	8-10/6th	NCAA First Round
2017-18	Kansas State	Assistant Coach	25-12	10-8/4th	NCAA Elite Eight
2018-19	Kansas State	Assistant Coach	25-9	14-4/1st	NCAA First Round
2019-20	Kansas State	Assistant Coach	11-21	3-15/10th	-
2020-21	Southeast Missouri	Head Coach	11-16	9-11/7th	-
2021-22	Southeast Missouri	Head Coach	14-18	8-9/4th	-
2022-23	Southeast Missouri	Head Coach	19-17	10-8/5th	OVC Tournament Champs NCAA First Four
2023-24	Southeast Missouri	Head Coach	9-22	4-14/10th	-
2024-25	Southeast Missouri	Head Coach	17-10	12-4	-

Overall Record: 70-83**Record at SEMO:** 70-83, 43-46 Ohio Valley Conference (5 years)**Record as****College Assistant:** 222-205**Record as****Grad Assistant:** 49-19



WESTERN ILLINOIS
FEBRUARY 20

ASSISTANT COACHES



Third Year
Eastern Illinois, 2004

ASSOCIATE HEAD COACH



J.R. REYNOLDS

- In his third year at Southeast Missouri.
- Spent his first two seasons as an assistant coach before being promoted to associate head coach on Sept. 9, 2024.
- Worked five years as an assistant coach at Miami (Ohio) and four seasons as an assistant at his alma mater, Eastern Illinois.
- Was a graduate assistant at Purdue, as well and began his coaching career at Southern Illinois College.



Second Year
Missouri Baptist, 2013

ASSISTANT COACH



LADON CHAMPAGNE

- Enters his second year as a full-time assistant coach.
- Initially joined the Southeast Missouri staff as Director of Operations, where he spent two years.
- Worked five years as head boys basketball coach at Bishop DuBourg High School.
- Began his basketball coaching career at Westminster Christian Academy, where he spent four years.



Second Year
Greenville College, 2016

ASSISTANT COACH/OPERATIONS



RYAN STROHM

- Starts his second year at Southeast Missouri.
- Was elevated to assistant coach/operations on Sept. 9, 2024.
- Oversees team budgets, coordinates travel plans for away games and supervises managers, while providing support to academic programs and other areas in addition to his coaching duties.
- Coached at Huntington for three years before joining the SEMO staff.



First Year
Purdue, 2013

ASSISTANT COACH



DJ BYRD

- Newest addition to Southeast Missouri's coaching staff.
- Starts his first year at SEMO following a brief stint at Barry University and five years at Mercer University.
- Worked as a graduate assistant at Purdue, where he was a standout player.
- Saw action in 130 career games and scored 890 points helping lead Purdue to three NCAA Tournaments (2010, 2011, 2012).
- Was the Big Ten Conference Sixth Man of the Year in 2012.

2024-25 ROSTER

WESTERN ILLINOIS
FEBRUARY 20

Numerical

No.	Name	Pos.	Ht.	Wt.	Cl.	Hometown/High School/College
1	Rob Martin	G	5-10	170	Jr.	St. Louis, Mo./Christian Brothers/Indiana State
2	BJ Ward	G	6-0	195	So.	St. Louis, Mo./Chaminade College Prep School
3	Damarion Walkup	G	6-3	195	So.	Bowling Green, Ky./Warren Central/Olney Central College
4	Troy Cole, Jr.	G	6-5	200	Jr.	Donaldsonville, La./Donaldsonville/Highland CC
5	TJ Biel	G	6-7	205	Sr.	Calgary, Alberta, Canada/Edge School/Triton College
10	Teddy Washington, Jr.	G	6-2	175	Sr.	Blytheville, Ark./Blytheville/Texas A&M-Corpus Christi
15	Brendan Terry	F	6-7	215	Jr.	Santa Monica, Calif./Crossroads/Pensacola State College
18	David Idada	C	7-0	265	Jr.	Barendrecht, Netherlands/Golden State Prep
22	Saxton Hoepker	F	6-8	215	Jr.	Nashville, Ill./Nashville/Southwestern Illinois College
25	Jay Reynolds	G	6-4	190	Fr.	Cape Girardeau, Mo./Central H.S.
30	Elliot Lowndes	F	7-0	220	Jr.	Carbondale, Ill./Cobden/John A. Logan College
44	Braxton Stacker	G	6-5	205	Jr.	Fairview Heights, Ill./Cardinal Ritter/Murray State
55	Marques Bell	G	6-3	185	So.	Kansas City, Mo./Park Hill H.S.

Alphabetical

No.	Name	Pos.	Ht.	Wt.	Cl.	Hometown/High School/College
55	Marques Bell	G	6-3	185	So.	Kansas City, Mo./Park Hill H.S.
5	TJ Biel	G	6-7	205	Sr.	Calgary, Alberta, Canada/Edge School/Triton College
4	Troy Cole, Jr.	G	6-5	200	Jr.	Donaldsonville, La./Donaldsonville/Highland CC
22	Saxton Hoepker	F	6-8	215	Jr.	Nashville, Ill./Nashville/Southwestern Illinois College
18	David Idada	C	7-0	265	Jr.	Barendrecht, Netherlands/Golden State Prep
30	Elliot Lowndes	F	7-0	220	Jr.	Carbondale, Ill./Cobden/John A. Logan College
1	Rob Martin	G	5-10	170	Jr.	St. Louis, Mo./Christian Brothers/Indiana State
25	Jay Reynolds	G	6-4	190	Fr.	Cape Girardeau, Mo./Central H.S.
44	Braxton Stacker	G	6-5	205	Jr.	Fairview Heights, Ill./Cardinal Ritter/Murray State
15	Brendan Terry	F	6-7	215	Jr.	Santa Monica, Calif./Crossroads/Pensacola State College
3	Damarion Walkup	G	6-3	195	So.	Bowling Green, Ky./Warren Central/Olney Central College
2	BJ Ward	G	6-0	195	So.	St. Louis, Mo./Chaminade College Prep School
10	Teddy Washington, Jr.	G	6-2	175	Sr.	Blytheville, Ark./Blytheville/Texas A&M-Corpus Christi

Head Coach: Brad Korn (Fifth Year)**Associate Head Coach:** J.R. Reynolds (Third Year)**Assistant Coaches:** LaDon Champagnie (Second Year), Ryan Strohm (Second Year), DJ Byrd (First Year)**Graduate Assistant:** Sam Bledsoe **Managers:** Brett Hassel, Connor Cameron, Mason Oliver, Steven Creaghan

Breakdown by Class

Total Squad Members.....	13
Seniors.....	2
Juniors.....	7
Sophomores.....	3
Freshmen.....	1

Geographical

Arkansas.....	1
California.....	1
Canada.....	1
Illinois.....	3
Kentucky.....	1
Louisiana.....	1
Missouri.....	4
Netherlands.....	1

By Position

Center.....	1
Forward.....	3
Guard.....	9

Pronunciations

Marqueas Bell.....	mar-KEZ
TJ Biel.....	beel
Saxton Hoepker.....	HEP-kerr
David Idada.....	EE-dah-dah
Ellot Lowndes.....	lownds (like mounds)

SOUTHEAST MISSOURI BASKETBALL NOTES



WESTERN ILLINOIS
FEBRUARY 20

2024-25 RADIO/TV ROSTER



1 | **Rob Martin**
G / 5-10 / 170 / Jr.
St. Louis, Mo.



2 | **BJ Ward**
G / 6-0 / 195 / So.
St. Louis, Mo.



3 | **Damarion Walkup**
G / 6-3 / 195 / So.
Bowling Green, Ky.



4 | **Troy Cole, Jr.**
G / 6-5 / 200 / Jr.
Donaldsonville, La.



5 | **TJ Biel**
G / 6-7 / 205 / Sr.
Calgary, Alberta




10 | **Teddy Washington, Jr.**
G / 6-2 / 175 / Jr.
Blytheville, Ark.



15 | **Brendan Terry**
F / 6-7 / 215 / Jr.
Santa Monica, Calif.



18 | **David Idada**
C / 7-0 / 265 / Jr.
Barendrecht, Netherlands



22 | **Saxton Hoepker**
F / 6-8 / 215 / Jr.
Nashville, Ill.



25 | **Jay Reynolds**
G / 6-4 / 190 / Fr.
Cape Girardeau, Mo.



30 | **Elliot Lowndes**
F / 7-0 / 220 / Jr.
Carbondale, Ill.



44 | **Braxton Stacker**
G / 6-5 / 205 / Jr.
Fairview Heights, Ill.



55 | **Marqueas Bell**
G / 6-3 / 185 / So.
Kansas City, Mo.




Brad Korn
Head Coach
Fifth Year



J.R. Reynolds
Associate Head Coach
Third Year



LaDon Champagnie
Assistant Coach
Second Year



Ryan Strohm
Assistant Coach/Operations
Second Year



DJ Byrd
Assistant Coach
First Year



Sam Bledsoe
Graduate Assistant
First Year



Brett Hassell
Manager



Connor Cameron
Manager



Mason Oliver
Manager



Steven Creaghan
Manager

SEMO
BASKETBALL



SOUTHEAST MISSOURI BASKETBALL NOTES

2024-25 OVERALL STATISTICS

WESTERN ILLINOIS
FEBRUARY 20



Game Records

Record	Overall	Home	Away	Neutral
ALL GAMES	17-10	10-3	7-6	0-1
CONFERENCE	12-4	6-2	6-2	0-0
NON-CONFERENCE	5-6	4-1	1-4	0-1

Score by Periods

Team	1st	2nd	OT	TOT
Southeast Mo. St.	955	1036	23	2014
Opponents	823	979	17	1819

Team Box Score

No.	Player				Total		3-Point		F-Throw		Rebounds													
		GP-GS	MIN	AVG	FG-FGA	FG%	3FG-3FGA	3FG%	FT-FTA	FT%	OFF	DEF	TOT	AVG	PF	DQ	A	TO	BLK	STL	PTS	AVG		
10	WASHINGTON, JR., Teddy	26-26	844:20	32.5	129-337	.383	45-162	.278	59-74	.797	16	126	142	5.5	58	2	64	44	13	47	362	13.9		
1	MARTIN, Rob	27-27	825:04	30.6	140-306	.458	31-82	.378	53-64	.828	9	55	64	2.4	57	1	115	37	5	26	364	13.5		
15	TERRY, Brendan	27-27	624:49	23.1	113-169	.669	1-1	1.000	66-96	.688	43	68	111	4.1	70	3	35	48	21	39	293	10.9		
44	STACKER, Braxton	21-1	443:02	21.1	64-137	.467	28-66	.424	41-52	.788	15	45	60	2.9	31	1	30	17	11	14	197	9.4		
2	WARD, BJ	27-26	776:58	28.8	89-229	.389	43-121	.355	22-23	.957	17	48	65	2.4	55	2	65	35	3	28	243	9.0		
4	COLE, JR., Troy	27-13	493:00	18.3	59-128	.461	16-54	.296	28-40	.700	17	68	85	3.1	51	1	8	21	6	21	162	6.0		
5	BIEL, TJ	25-1	356:13	14.2	34-75	.453	11-33	.333	17-27	.630	19	54	73	2.9	35	0	9	12	8	10	96	3.8		
3	WALKUP, Damarion	23-0	265:02	11.5	27-76	.355	16-52	.308	14-17	.824	10	26	36	1.6	15	0	10	16	2	10	84	3.7		
55	BELL, Marqueas	19-0	192:05	10.1	24-51	.471	2-5	.400	14-17	.824	8	34	42	2.2	18	1	12	13	1	6	64	3.4		
30	LOWNDES, Elliot	27-14	259:17	9.6	35-60	.583	0-7	.000	3-10	.300	18	61	79	2.9	40	0	12	9	18	8	73	2.7		
18	IDADA, David	27-0	252:37	9.4	24-35	.686	0-0	.000	10-29	.345	30	37	67	2.5	34	1	5	17	8	6	58	2.1		
35	HANBACK, Mason	9-0	49:33	5.5	5-8	.625	0-0	.000	1-2	.500	5	6	11	1.2	11	0	3	1	0	1	11	1.2		
22	HOEPKER, Saxton	11-0	68:00	6.2	3-14	.214	0-6	.000	1-2	.500	6	8	14	1.3	7	0	2	0	1	4	7	0.6		
Team											27	22	49					14						
Total		27	5450		746-1625	.459	193-589	.328	329-453	.726	240	658	898	33.3	482	12	370	284	97	220	2014	74.6		
Opponents		27	5450		620-1482	.418	146-505	.289	433-603	.718	236	664	900	33.3	407	5	266	368	69	150	1819	67.4		

Team Statistics

	SEMO	OPP
Scoring	2014	1819
Points per game	74.6	67.4
Scoring margin	+7.2	-
Field goals-att	746-1625	620-1482
Field goal pct	.459	.418
3 point fg-att	193-589	146-505
3-point FG pct	.328	.289
3-pt FG made per game	7.1	5.4
Free throws-att	329-453	433-603
Free throw pct	.726	.718
F-Throws made per game	12.2	16.0
Rebounds	898	900
Rebounds per game	33.3	33.3
Rebounding margin	-0.1	-
Assists	370	266
Assists per game	13.7	9.9
Turnovers	284	368
Turnovers per game	10.5	13.6
Turnover margin	+3.1	-
Assist/turnover ratio	1.3	0.7
Steals	220	150
Steals per game	8.1	5.6
Blocks	97	69
Blocks per game	3.6	2.6
Winning streak	7	-
Home win streak	3	-
Attendance	17016	31493
Home games-Avg/Game	13-1309	13-2423
Neutral site-Avg/Game	-	1-125

Team Results

Date	Opponent		Score	Att.
11/04/2024	at Bradley	L	60-88	5014
11/10/2024	at Vanderbilt	L	76-85	5700
11/13/2024	Crowley's Ridge	W	93-38	745
11/17/2024	Chattanooga	L	82-87	580
11/21/2024	at Central Ark.	Wot	77-73	1311
11/22/2024	vs UNC Asheville	L	64-72	125
11/30/2024	Kansas City	W	80-59	890
12/05/2024	at Lipscomb	L	60-78	2123
12/08/2024	at Murray St.	L	53-73	4795
12/15/2024	St. Mary-Woods	W	93-56	630
12/19/2024	Eastern Ill.	W	79-72	840
12/21/2024	SIUE	W	80-64	1123
12/29/2024	Westminster (MO)	W	88-39	682
01/02/2025	at Tennessee St.	W	67-65	352
01/04/2025	at UT Martin	L	63-66	1340
01/09/2025	Southern Ind.	W	77-66	805
01/11/2025	Morehead St.	L	56-67	1216
01/14/2025	Little Rock	L	71-73	2585
01/16/2025	at Tennessee Tech	W	77-70	1445
01/23/2025	at Lindenwood	L	68-72	1989
01/25/2025	at Western Ill.	W	72-51	696
01/30/2025	UT Martin	W	90-79	1849
02/01/2025	Tennessee St.	Wot	89-87	2379
02/06/2025	at Morehead St.	W	80-51	2345
02/08/2025	at Southern Ind.	W	79-74	3097
02/11/2025	at Little Rock	W	57-45	1286
02/15/2025	Tennessee Tech	W	83-69	2692

SOUTHEAST MISSOURI BASKETBALL NOTES



WESTERN ILLINOIS
FEBRUARY 20

2024-25 OVC STATISTICS

Game Records

Record	Overall	Home	Away	Neutral
ALL GAMES	12-4	6-2	6-2	0-0
CONFERENCE	12-4	6-2	6-2	0-0
NON-CONFERENCE	0-0	0-0	0-0	0-0

Score by Periods

Team	1st	2nd	OT	TOT
Southeast Mo. St.	538	638	12	1188
Opponents	476	585	10	1071

Team Box Score

No.	Player				Total		3-Point		F-Throw		Rebounds											
		GP-GS	MIN	AVG	FG-FGA	FG%	3FG-3FGA	3FG%	FT-FTA	FT%	OFF	DEF	TOT	AVG	PF	DQ	A	TO	BLK	STL	PTS	AVG
1	MARTIN, Rob	16-16	511:47	32.0	91-190	.479	23-53	.434	36-42	.857	3	29	32	2.0	36	0	77	25	3	20	241	15.1
15	TERRY, Brendan	16-16	429:25	26.8	77-118	.653	1-1	1.000	49-70	.700	28	44	72	4.5	42	2	25	29	17	20	204	12.8
10	WASHINGTON, JR., Teddy	16-16	545:58	34.1	67-187	.358	23-90	.256	46-57	.807	9	72	81	5.1	39	1	36	25	10	33	203	12.7
44	STACKER, Braxton	16-0	364:47	22.8	48-98	.490	23-47	.489	35-42	.833	12	34	46	2.9	25	1	23	13	10	10	154	9.6
2	WARD, BJ	16-16	463:36	29.0	48-130	.369	26-74	.351	12-13	.923	11	26	37	2.3	30	0	31	17	3	16	134	8.4
4	COLE, JR., Troy	16-9	304:33	19.0	30-66	.455	11-31	.355	16-20	.800	11	46	57	3.6	31	0	5	8	5	10	87	5.4
5	BIEL, TJ	14-0	190:08	13.6	20-38	.526	4-12	.333	6-10	.600	11	28	39	2.8	23	0	4	6	4	6	50	3.6
55	BELL, Marqueas	10-0	73:37	7.4	9-20	.450	0-0	.000	8-10	.800	3	10	13	1.3	4	0	4	5	0	3	26	2.6
30	LOWNDES, Elliot	16-7	111:16	7.0	20-30	.667	0-0	.000	0-3	.000	9	25	34	2.1	19	0	6	6	5	3	40	2.5
18	IDADA, David	16-0	153:16	9.6	14-19	.737	0-0	.000	10-23	.435	18	24	42	2.6	24	0	3	11	5	4	38	2.4
3	WALKUP, Damarion	12-0	61:27	5.1	3-10	.300	0-4	.000	3-4	.750	3	5	8	0.7	3	0	1	6	0	2	9	0.8
22	HOEPKER, Saxton	3-0	11:14	3.7	1-3	.333	0-2	.000	0-0	.000	0	0	0	0.0	2	0	0	0	0	0	2	0.7
35	HANBACK, Mason	1-0	03:56	3.9	0-0	.000	0-0	.000	0-0	.000	0	0	0	0.0	0	0	0	1	0	0	0	0.0
Team											15	12	27					11				
Total		16	3225		428-909	.471	111-314	.354	221-294	.752	133	355	488	30.5	278	4	215	163	62	127	1188	74.3
Opponents		16	3225		368-839	.439	83-256	.324	252-350	.720	127	364	491	30.7	250	3	157	209	37	81	1071	66.9

Team Statistics

	SEMO	OPP
Scoring	1188	1071
Points per game	74.3	66.9
Scoring margin	+7.3	-
Field goals-att	428-909	368-839
Field goal pct	.471	.439
3 point fg-att	111-314	83-256
3-point FG pct	.354	.324
3-pt FG made per game	6.9	5.2
Free throws-att	221-294	252-350
Free throw pct	.752	.720
F-Throws made per game	13.8	15.8
Rebounds	488	491
Rebounds per game	30.5	30.7
Rebounding margin	-0.2	-
Assists	215	157
Assists per game	13.4	9.8
Turnovers	163	209
Turnovers per game	10.2	13.1
Turnover margin	+2.9	-
Assist/turnover ratio	1.3	0.8
Steals	127	81
Steals per game	7.9	5.1
Blocks	62	37
Blocks per game	3.9	2.3
Winning streak	7	-
Home win streak	3	-
Attendance	13489	12550
Home games-Avg/Game	8-1686	8-1569
Neutral site-Avg/Game	-	0-0

Team Results

Date	Opponent		Score	Att.
12/19/2024	Eastern Ill.	W	79-72	840
12/21/2024	SIUE	W	80-64	1123
01/02/2025	at Tennessee St.	W	67-65	352
01/04/2025	at UT Martin	L	63-66	1340
01/09/2025	Southern Ind.	W	77-66	805
01/11/2025	Morehead St.	L	56-67	1216
01/14/2025	Little Rock	L	71-73	2585
01/16/2025	at Tennessee Tech	W	77-70	1445
01/23/2025	at Lindenwood	L	68-72	1989
01/25/2025	at Western Ill.	W	72-51	696
01/30/2025	UT Martin	W	90-79	1849
02/01/2025	Tennessee St.	Wot	89-87	2379
02/06/2025	at Morehead St.	W	80-51	2345
02/08/2025	at Southern Ind.	W	79-74	3097
02/11/2025	at Little Rock	W	57-45	1286
02/15/2025	Tennessee Tech	W	83-69	2692

SOUTHEAST MISSOURI BASKETBALL NOTES

2024-25 STATISTICS

WESTERN ILLINOIS
FEBRUARY 20



Comparison Game-by-Game (SEMO/Opponent)

Opponent	1st	2nd	Score	Mar	Total FG	FG Pct	3-Pointers	3FG Pct	Free Throws	FT Pct	Rebounds (Mar)	Assist	T/Over	Block	Steal	Fouls
Bradley	29/46	31/42	60-88	(28)	24-57/30-54	.421/.556	6-23/10-23	.261/.435	6-10/18-25	.600/.720	27/36 (9)	8/15	17/16	2/3	11/10	20/10
Vanderbilt	38/40	38/45	76-85	(9)	28-63/25-65	.444/.385	12-25/3-25	.480/120	8-13/32-41	.615/.780	32/53 (21)	18/10	8/9	3/6	3/7	31/18
Crowley's Ridge Coll.	47/17	46/21	93-38	+55	37-76/16-59	.487/.271	11-35/3-23	.314/.130	8-10/3-5	.800/.600	50/28 +22	22/9	9/18	5/1	10/7	8/12
Chattanooga	45/45	37/42	82-87	(5)	33-70/28-58	.471/.483	6-26/9-26	.231/.346	10-17/22-31	.588/.710	31/38 (7)	13/12	8/15	3/2	9/2	24/15
Central Arkansas	34/34	32/32	77-73	+4	27-68/24-62	.397/.387	12-35/3-21	.343/.143	11-17/22-32	.647/.688	42/43 (1)	11/8	13/13	2/2	5/11	22/17
UNC Asheville	27/30	37/42	64-72	-8	22-63/24-59	.349/.407	5-19/4-17	.235/.263	15-21/20-29	.714/.690	37/46 (9)	7/10	7/9	2/4	4/5	21/19
Kansas City	40/21	40/38	80-59	+21	30-66/17-57	.455/.298	8-26/5-27	.308/.185	12-18/20-23	.667/.870	39/33 +6	15/7	12/19	3/4	14/3	18/14
Lipscomb	28/37	32/41	60-78	(18)	25-60/29-60	.417/.483	5-14/10-25	.357/.400	5-8/10-16	.625/.625	33/37 (4)	9/21	15/11	3/6	8/8	16/12
Murray State	33/33	20/40	53-73	(20)	21-52/26-54	.404/.481	4-13/9-18	.308/.500	7-11/12-20	.636/.600	25/40 (15)	8/10	11/12	2/2	2/5	19/15
St. Mary of the Woods	48/28	45/28	93-56	+37	36-73/19-57	.493/.333	5-30/5-26	.167/.192	16-21/13-20	.762/.650	47/27 +20	20/5	12/18	3/0	14/8	15/15
Eastern Illinois	38/35	41/37	79-72	+7	27-48/23-56	.563/.411	10-22/5-14	.455/.357	15-20/21-29	.750/.724	24/34 (10)	18/6	13/12	6/2	4/8	21/20
SIU Edwardsville	45/37	35/27	80-64	+16	30-62/23-54	.484/.426	7-19/6-22	.368/.273	13-15/12-17	.867/.706	37/22 +15	14/10	7/5	3/3	4/3	18/15
Westminster	48/16	40/23	88-39	+49	35-68/14-58	.515/.241	8-29/2-18	.276/.111	10-13/9-11	.769/.818	47/28 +19	24/2	9/19	7/2	13/3	10/10
Tennessee State	31/27	36/38	67-65	+2	22-54/25-53	.407/.472	5-19/3-12	.263/.250	18-27/12-22	.667/.545	33/38 (5)	11/8	14/19	2/3	14/5	21/20
UT Martin	23/33	40/33	63-66	(3)	23-59/20-49	.390/.408	10-26/7-21	.385/.333	7-13/19-21	.538/.905	35/35 -	12/11	10/14	8/3	7/8	15/15
Southern Indiana	37/31	40/35	77-66	+11	22-55/23-53	.400/.434	8-22/3-14	.364/.214	25-32/17-24	.781/.708	33/30 +3	13/7	10/12	3/0	5/4	18/20
Morehead State	26/27	30/40	56-67	(11)	22-53/26-54	.415/.481	5-18/5-14	.278/.357	7-11/10-15	.636/.667	18/41 (23)	10/10	9/13	3/0	8/2	12/11
Little Rock	29/37	42/36	71-73	(2)	21-59/24-49	.356/.490	6-20/7-15	.300/.467	23-32/18-21	.719/.857	32/30 +2	12/12	10/17	4/4	12/6	16/19
Tennessee Tech	47/26	30/44	77-70	+7	28-59/24-50	.475/.480	7-16/4-17	.438/.235	14-16/18-23	.875/.783	33/29 +4	13/13	11/12	3/2	8/4	19/15
Lindenwood	31/41	37/31	68-72	(4)	25-61/24-46	.410/.522	7-23/4-12	.304/.333	11-14/20-35	.786/.571	29/35 (6)	16/16	13/14	2/2	9/8	26/14
Western Illinois	27/23	45/28	72-51	+21	28-56/18-50	.500/.360	6-15/4-10	.400/.400	10-13/11-16	.769/.688	31/34 (3)	15/6	6/13	2/2	7/3	16/11
UT Martin	46/33	44/46	90-79	+11	33-52/22-55	.635/.400	7-19/9-22	.368/.409	17-22/26-34	.773/.765	22/27 (5)	17/11	9/11	4/0	8/4	21/19
Tennessee State	32/31	45/46	89-87	+2	30-57/30-62	.526/.484	6-16/6-17	.375/.353	23-30/21-26	.767/.808	27/26 +1	12/15	13/14	5/4	8/5	20/22
Morehead State	38/22	42/29	80-51	+29	34-62/16-49	.548/.327	8-18/2-15	.444/.133	4-7/17-25	.571/.680	38/28 +10	19/3	8/14	5/2	7/4	20/11
Southern Indiana	35/36	44/38	79-74	+5	30-56/27-56	.536/.482	5-14/8-22	.357/.364	14-22/12-15	.636/.800	34/26 +8	8/11	10/9	2/5	6/5	15/17
Little Rock	22/16	35/29	57-45	+12	18-54/18-47	.333/.383	5-24/2-7	.208/.286	16-16/7-13	1.000/.538	35/31 +4	10/9	12/18	7/4	13/7	9/14
Tennessee Tech	31/21	52/48	83-69	+14	35-62/25-56	.565/.446	9-23/8-22	.391/.364	4-4/11-14	1.000/.786	27/25 +2	15/9	8/12	3/1	7/5	11/7

Western Illinois

Lindenwood

SIU Edwardsville

Eastern Illinois

Points in the Paint, Second Chance Points, Points Off Turnovers, Fastbreak Points, Bench Points

Opponent	W/L	POINTS IN THE PAINT		2ND CHANCE POINTS		POINTS OFF TURNOVERS		FAST BREAK POINTS		BENCH POINTS	
		SEMO	OPP.	SEMO	OPP.	SEMO	OPP.	SEMO	OPP.	SEMO	OPP.
Bradley	L	26	34	9	11	19	25	5	12	37	37
Vanderbilt	L	22	42	0	22	8	12	2	2	16	33
Crowley's Ridge Coll.	W	44	22	13	1	19	9	11	5	46	21
Chattanooga	L	34	34	4	7	17	4	12	9	6	39
Central Arkansas	W	36	22	4	9	14	7	12	12	22	16
UNC Asheville	L	28	34	8	13	8	12	7	8	14	14
Kansas City	W	34	22	10	14	22	8	13	11	30	32
Lipscomb	L	30	32	13	8	13	16	4	10	37	16
Murray State	L	28	30	4	21	13	8	4	3	13	13
St. Mary of the Woods	W	58	20	18	4	22	5	18	8	41	17
Eastern Illinois	W	28	26	0	17	13	17	4	8	17	5
SIU Edwardsville	W	40	28	15	2	6	4	7	0	21	17
Westminster	W	50	14	11	5	22	0	21	6	40	29
Tennessee State	W	28	38	10	10	19	13	8	2	23	33
UT Martin	L	22	22	7	13	11	8	5	8	25	15
Southern Indiana	W	22	30	7	5	11	11	15	6	26	25
Morehead State	L	26	36	0	9	5	9	6	0	10	18
Little Rock	L	28	24	21	9	22	13	10	8	22	6
Tennessee Tech	W	32	34	6	6	18	16	6	9	22	29
Lindenwood	L	30	38	5	4	18	17	15	17	21	17
Western Illinois	W	36	24	8	9	15	7	7	2	21	5
UT Martin	W	34	26	4	6	13	16	11	15	38	40
Tennessee State	W	36	44	12	0	19	12	11	12	13	28
Morehead State	W	32	26	19	7	25	9	6	5	18	14
Southern Indiana	W	34	26	10	11	15	15	13	0	24	18
Little Rock	W	22	26	4	7	11	8	14	0	7	4
Tennessee Tech	W	34	26	4	10	13	13	6	4	20	23

Western Illinois

Lindenwood

SIU Edwardsville

Eastern Illinois

SOUTHEAST MISSOURI BASKETBALL NOTES



WESTERN ILLINOIS
FEBRUARY 20

2024-25 STATISTICS

Game-by-Game Leaders

Opponent	W/L	Score	Points	Rebounds	Assists	Blocks	Steals
Bradley	L	60-88	Ward - 17	Washington, Jr. - 5	Martin - 3	Terry, Biel - 1	Ward - 3
Vanderbilt	L	76-85	Ward - 22	Biel - 6	Ward - 5	Terry, Washington, Biel - 1	Washington, Jr. - 2
Crowley's Ridge Coll.	W	93-38	Walkup - 23	Ward, Washington, Jr. - 10	Martin, Ward - 7	Lowndes - 2	Terry - 3
Chattanooga	L	82-87	Martin - 29	Washington, Jr. - 10	Washington, Jr. - 4	Lowndes - 2	Washington, Jr. - 3
Central Arkansas	W	77-73 ^{OT}	Ward, Washington - 19	Lowndes, Washington - 8	Four tied - 2	Walkup, Biel - 1	Terry - 2
UNC Asheville	L	64-72	Washington, Jr. - 15	Terry - 8	Washington, Jr. - 3	Martin, Lowndes - 1	Washington, Jr. - 2
Kansas City	W	80-59	Washington, Jr. - 28	Terry, Ward - 6	Martin - 4	Lowndes - 2	Ward - 3
Lipscomb	L	60-78	Cole, Jr. - 10	Cole, Jr. - 6	Ward - 3	Idada - 2	Terry - 3
Murray State	L	53-73	Washington, Terry, 12	Terry - 6	Martin - 5	Lowndes, Martin - 1	Martin, Cole, Jr. - 1
St. Mary of the Woods	W	93-56	Terry - 17	Terry - 4	Washington, Jr. - 7	Three tied with - 1	Terry, Stacker - 3
Eastern Illinois	W	79-72	Washington, Jr. - 28	Washington, Jr. - 10	Martin - 9	Terry - 3	Terry - 2
SIU Edwardsville	W	80-64	Ward - 18	Terry - 8	Ward - 4	Stacker - 3	Washington, Jr. - 2
Westminster	W	88-39	Martin - 17	Martin, Lowndes - 7	Bell, Ward, Martin - 4	Lowndes - 4	Walkup, Terry - 3
Tennessee State	W	67-65	Washington, Jr. - 11	Ward, Idada - 5	Terry - 5	Lownds, Washington, Jr. - 1	Washington, Jr. - 7
UT Martin	L	63-66	Stacker, 22	Washington, Jr. - 9	Ward - 4	Stacker - 4	Ward, Idada - 2
Southern Indiana	W	77-66	Martin - 15	Ward - 8	Martin - 6	Terry, Ward, Washington - 1	Terry - 2
Morehead State	L	56-67	Martin - 21	Terry - 6	Martin - 8	Three tied with - 1	Ward, Cole, Jr. - 2
Little Rock	L	71-73	Martin - 19	Stacker - 7	Martin, Washington, Jr. - 4	Washington, Jr. - 2	Washington, Jr. - 3
Tennessee Tech	W	77-70	Washington, Jr. - 17	Biel - 6	Martin, Washington, Jr. - 4	Three tied with - 1	Washington, Jr. - 3
Lindenwood	L	68-72	Terry - 14	Washington, Jr., Biel - 7	Martin, Stacker - 4	Idada, Stacker - 1	Washington, Jr. - 3
Western Illinois	W	72-51	Terry - 19	Biel - 7	Washington, Jr. - 5	Terry, Lowndes - 1	Washington, Jr., Stacker - 2
UT Martin	W	90-79	Stacker - 19	Terry - 5	Martin - 7	Four tied with - 1	Ward - 3
Tennessee State	W	89-87 ^{OT}	Martin - 22	Terry - 6	Martin - 5	Cole, Jr. - 2	Martin - 4
Morehead State	W	80-51	Martin - 27	Cole, Jr. - 9	Martin - 5	Five tied with - 1	Terry, Martin, Biel - 2
Southern Indiana	W	79-74	Terry, Washington, Jr. - 17	Terry, Washington, Jr. - 7	Martin - 4	Terry, Washington, Jr. - 1	Terry, Cole, Jr. - 2
Little Rock	W	57-45	Martin - 17	Terry - 6	Terry - 3	Terry, Biel - 2	Terry - 4
Tennessee Tech	W	83-69	Washington, Jr. - 21	Martin, Biel - 4	Martin - 7	Terry - 2	Ward - 4
Western Illinois							
Lindenwood							
SIU Edwardsville							
Eastern Illinois							

SOUTHEAST MISSOURI BASKETBALL NOTES

2024-25 STATISTICS

WESTERN ILLINOIS
FEBRUARY 20



Game-by-Game Starters

Opponent	W/L	Score	Guard	Guard	Guard/Forward+	Guard/Forward	Forward/Center	First Man Off the Bench
Bradley	L	60-88	Martin	Biel	Cole, Jr., G	Washington, Jr., G	Terry, F	Ward, 17 pts., 3 steals, 21 min.
Vanderbilt	L	76-85	Martin	Ward	Cole, Jr., G	Washington, Jr., G	Terry, F	Lowndes, 2 pts., 2 reb., 10 min.
Crowley's Ridge Coll.	W	93-38	Martin	Ward	Cole, Jr., G	Washington, Jr., G	Terry, F	Lowndes, 7 pts., 3 reb., 14 min.
Chattanooga	L	82-87	Martin	Ward	Cole, Jr., G	Washington, Jr., G	Terry, F	Lowndes, 1 pt., 5 reb., 2 blocks, 19 min.
Central Arkansas	W	77-73 ^{OT}	Martin	Ward	Lowndes, F	Washington, Jr., G	Terry, F	Biel, 3 pts., 4 reb., 22 min.
UNC Asheville	L	64-72	Martin	Ward	Lowndes, F	Washington, Jr., G	Terry, F	Idada, 1 reb., 9 min.
Kansas City	W	80-59	Martin	Ward	Lowndes, F	Washington, Jr., G	Terry, F	Cole, Jr., 13 pts., 5 reb., 17 min.
Lipscomb	L	60-78	Martin	Ward	Lowndes, F	Washington, Jr., G	Terry, F	Cole, Jr., 10 pts., 6 reb., 18 min.
Murray State	L	53-73	Martin	Ward	Lowndes, F	Washington, Jr., G	Terry, F	Cole, Jr., 5 pts., 1 reb., 24 min.
St. Mary of the Woods	W	93-56	Martin	Ward	Lowndes, F	Washington, Jr., G	Terry, F	Cole, Jr., 14 pts., 3 reb., 13 min.
Eastern Illinois	W	79-72	Martin	Ward	Lowndes, F	Washington, Jr., G	Terry, F	Cole, Jr., 6 pts., 6 reb., 22 min.
SIU Edwardsville	W	80-64	Martin	Ward	Lowndes, F	Washington, Jr., G	Terry, F	Idada, 7 pts., 2 reb., 12 min.
Westminster	W	88-39	Martin	Ward	Lowndes, F	Stacker, G	Terry, F	Bell, 10 pts., 4 reb., 4 assists, 22 min.
Tennessee State	W	67-65	Martin	Ward	Lowndes, F	Washington, Jr., G	Terry, F	Cole, Jr., 9 pts., 4 reb., 17 min.
UT Martin	L	63-66	Martin	Ward	Lowndes, F	Washington, Jr., G	Terry, F	Cole, Jr., 3 pts., 4 reb., 16 min.
Southern Indiana	W	77-66	Martin	Ward	Lowndes, F	Washington, Jr., G	Terry, F	Cole, Jr., 7 pts., 17 min.
Morehead State	L	56-67	Martin	Ward	Lowndes, F	Washington, Jr., G	Terry, F	Cole, Jr., 2 pts., 2 reb., 14 min.
Little Rock	L	71-73	Martin	Ward	Lowndes, F	Washington, Jr., G	Terry, F	Cole, Jr., 2 pts., 6 reb., 19 min.
Tennessee Tech	W	77-70	Martin	Ward	Cole, Jr., G	Washington, Jr., G	Terry, F	Stacker, 13 pts., 4 reb., 20 min.
Lindenwood	L	68-72	Martin	Ward	Cole, Jr., G	Washington, Jr., G	Terry, F	Stacker, 3 pts., 1 reb., 17 min.
Western Illinois	W	72-51	Martin	Ward	Cole, Jr., G	Washington, Jr., G	Terry, F	Stacker, 7 pts., 2 reb., 31 min.
UT Martin	W	90-79	Martin	Ward	Cole, Jr., G	Washington, Jr., G	Terry, F	Idada, 6 pts., 5 reb., 12 min.
Tennessee State	W	89-87 ^{OT}	Martin	Ward	Cole, Jr., G	Washington, Jr., G	Terry, F	Stacker, 9 pts., 23 min.
Morehead State	W	80-51	Martin	Ward	Cole, Jr., G	Washington, Jr., G	Terry, F	Stacker, 5 pts., 2 reb., 13 min.
Southern Indiana	W	79-74	Martin	Ward	Cole, Jr., G	Washington, Jr., G	Terry, F	Biel, 4 pts., 3 reb., 19 min.
Little Rock	W	57-45	Martin	Ward	Cole, Jr., G	Washington, Jr., G	Terry, F	Biel, 2 blocks, 9 min.
Tennessee Tech	W	83-69	Martin	Ward	Cole, Jr., G	Washington, Jr., G	Terry, F	Idada, 2 pts., 3 reb., 8 min.
Western Illinois								
Lindenwood								
SIU Edwardsville								
Eastern Illinois								

Starting Lineup Combinations

Record	Guard	Guard	Guard/Forward	Guard/Forward	Forward/Center
0-1	Martin	Biel	Cole, Jr.	Washington, Jr., G	Terry, F
9-3	Martin	Ward	Cole, Jr.	Washington, Jr., G	Terry, F
7-6	Martin	Ward	Lowndes, F	Washington, Jr., G	Terry, F
1-0	Martin	Ward	Lowndes, F	Stacker, G	Terry, F

SOUTHEAST MISSOURI BASKETBALL NOTES



WESTERN ILLINOIS
FEBRUARY 20

2024-25 STATISTICS

Team Game-by-Game Statistics

	Score	FG-A	Pct.	3FG-A	Pct.	FT-A	Pct.	OFF	DEF	Total	F	A	TO	B	S
Southeast Missouri	L, 60-88	24-57	.421	6-23	.261	6-10	.600	9	18	27	20	8	17	2	11
Bradley		30-54	.556	10-23	.435	18-25	.720	10	26	36	10	15	16	3	10
Southeast Missouri	L, 76-85	28-63	.444	12-25	.480	8-13	.615	4	28	32	31	18	8	3	3
Vanderbilt		25-65	.385	3-25	.120	32-41	.780	20	33	53	18	10	9	6	7
Southeast Missouri	W, 93-38	37-76	.487	11-35	.314	8-10	.800	13	37	50	8	22	9	5	10
Crowley's Ridge College		16-59	.271	3-23	.130	3-5	.600	4	24	28	12	9	18	1	7
Southeast Missouri	L, 82-87	33-70	.471	6-26	.231	10-17	.588	7	24	31	24	13	8	3	9
Chattanooga		28-58	.483	9-26	.346	22-31	.710	7	31	38	15	12	15	2	2
Southeast Missouri	W, 77-73 ^{OT}	27-68	.397	12-35	.343	11-17	.647	11	31	42	22	11	13	2	5
Central Arkansas		24-62	.387	3-24	.143	22-32	.688	11	32	43	17	8	13	2	11
Southeast Missouri	L, 64-72	22-63	.349	5-19	.263	15-21	.714	11	26	37	21	7	7	2	4
UNC Asheville		24-59	.407	4-17	.235	20-29	.690	13	33	46	19	10	9	4	5
Southeast Missouri	W, 80-59	30-66	.455	8-26	.308	12-18	.667	11	28	39	18	15	12	3	14
Kansas City		17-57	.298	5-27	.185	20-23	.870	8	25	33	14	7	19	4	3
Southeast Missouri	L, 60-78	25-60	.417	5-14	.357	5-8	.625	9	24	33	16	9	15	3	8
Lipscomb		29-60	.483	10-25	.400	10-16	.625	10	27	37	12	21	11	6	8
Southeast Missouri	L, 53-73	21-52	.404	4-13	.308	7-11	.636	7	18	25	19	8	11	2	2
Murray State		26-54	.481	9-18	.500	12-20	.600	14	26	40	15	10	12	2	5
Southeast Missouri	W, 93-56	35-73	.493	5-30	.167	16-21	.762	14	33	47	15	20	12	3	14
St. Mary of the Woods		19-57	.333	5-26	.192	13-20	.450	5	22	27	15	5	18	0	8
Southeast Missouri	W, 79-72	27-48	.563	10-22	.455	15-20	.750	5	19	24	21	18	13	6	4
Eastern Illinois		23-56	.411	5-14	.357	21-29	.724	17	17	34	20	6	12	2	8
Southeast Missouri	W, 80-64	30-62	.484	7-19	.368	13-15	.867	8	29	37	18	14	7	3	4
SIU Edwardsville		23-54	.426	6-22	.273	12-17	.706	0	22	22	15	10	5	3	3
Southeast Missouri	W, 88-39	35-68	.515	8-29	.276	10-13	.769	11	36	47	10	24	9	7	13
Westminster		14-58	.241	2-18	.111	9-11	.818	7	21	28	10	2	19	2	3
Southeast Missouri	W, 67-65	22-54	.407	5-19	.263	18-27	.667	8	25	33	21	11	14	2	14
Tennessee State		25-53	.472	3-12	.250	12-22	.545	9	29	38	20	8	19	3	5
Southeast Missouri	L, 63-66	23-59	.390	10-26	.385	7-13	.538	15	20	35	15	12	10	8	7
UT Martin		20-49	.408	7-21	.333	19-21	.905	10	25	35	15	11	14	3	8
Southeast Missouri	W, 77-66	22-55	.400	8-22	.364	25-32	.781	9	24	33	18	13	10	3	5
Southern Indiana		25-53	.434	3-14	.214	17-24	.708	6	24	30	20	7	12	0	4
Southeast Missouri	L, 56-67	22-53	.415	5-18	.278	7-11	.636	3	15	18	12	10	9	3	8
Morehead State		26-54	.481	5-14	.357	10-15	.667	12	29	41	11	10	13	0	2
Southeast Missouri	L, 71-73	21-59	.356	6-20	.300	23-32	.719	14	18	32	16	12	10	4	12
Little Rock		24-49	.490	7-15	.467	18-21	.857	6	24	30	19	12	17	4	6
Southeast Missouri	W, 77-70	28-59	.475	7-16	.438	14-16	.875	11	22	33	19	13	11	3	8
Tennessee Tech		24-50	.480	4-17	.235	18-23	.783	7	22	29	15	13	12	2	4
Southeast Missouri	L, 68-72	25-61	.410	7-23	.304	11-14	.786	7	22	29	26	16	13	2	9
Lindenwood		24-46	.522	4-12	.333	20-35	.571	7	28	35	14	16	14	2	8
Southeast Missouri	W, 72-51	28-56	.500	6-15	.400	10-13	.769	5	26	31	16	15	6	2	7
Western Illinois		18-50	.360	4-10	.400	11-16	.688	9	25	34	11	6	13	2	3
Southeast Missouri	W, 90-79	33-52	.635	7-19	.368	17-22	.773	3	19	22	21	17	9	4	8
UT Martin		22-55	.400	9-22	.409	26-34	.765	11	16	27	19	11	11	0	4
Southeast Missouri	W, 89-87 ^{OT}	30-57	.526	6-16	.375	23-30	.767	9	18	27	20	12	13	5	8
Tennessee State		30-62	.484	6-17	.353	21-26	.808	6	20	26	22	15	14	4	5
Southeast Missouri	W, 80-51	34-62	.548	8-18	.444	4-7	.571	10	28	38	20	19	8	5	7
Morehead State		16-49	.327	2-15	.133	17-25	.680	8	20	28	11	3	14	2	4
Southeast Missouri	W, 79-74	30-56	.536	5-14	.357	14-22	.636	10	24	34	15	8	10	2	6
Southern Indiana		27-56	.482	8-22	.364	12-15	.800	7	19	26	17	11	9	5	5
Southeast Missouri	W, 57-45	18-54	.333	5-24	.208	16-16	1.000	11	24	35	9	10	12	7	13
Little Rock		18-47	.383	2-7	.286	7-13	.538	7	24	31	14	9	18	4	7
Southeast Missouri	W, 83-69	35-62	.565	9-23	.391	4-4	1.000	5	22	27	11	15	8	3	7
Tennessee Tech		25-56	.446	8-22	.364	11-14	.786	5	20	25	7	9	12	1	5

Southeast Missouri

Western Illinois

Southeast Missouri

Lindenwood

Southeast Missouri

SIU Edwardsville

Southeast Missouri

Eastern Illinois

2024-25 STATISTICS

WESTERN ILLINOIS
FEBRUARY 202024-25 Game-by-Game Leaders
Summary (# of Games)+

Points

Teddy Washington, Jr.	10
Rob Martin	7
Brendan Terry	5
BJ Ward	4
Braxton Stacker	2
Damarion Walkup	1
Troy Cole, Jr.	1

Rebounds

Teddy Washington, Jr.	9
Brendan Terry	9
BJ Ward	4
TJ Biel	4
Rob Martin	3
Elliot Lowndes	2
Troy Cole, Jr.	2
David Idada	1
Braxton Stacker	1

Assists

Rob Martin	18
BJ Ward	8
Teddy Washington, Jr.	6
Brendan Terry	2
Damarion Walkup	1
Marqueas Bell	1
Braxton Stacker	1

Blocks

Elliot Lowndes	11
Brendan Terry	11
Teddy Washington, Jr.	9
TJ Biel	7
David Idada	6
Braxton Stacker	4
Rob Martin	3
Troy Cole, Jr.	2
Damarion Walkup	1
BJ Ward	1

Steals

Teddy Washington, Jr.	10
Brendan Terry	10
BJ Ward	6
Troy Cole, Jr.	3
Rob Martin	2
Damarion Walkup	1
David Idada	1
Braxton Stacker	1
TJ Biel	1

Dunks (# for 2024-25 Season)

Elliot Lowndes	17
Brendan Terry	15
Troy Cole, Jr.	10
Braxton Stacker	7
TJ Biel	6
Teddy Washington, Jr.	4
David Idada	3
Saxton Hoepker	1

Games Played/Started

	2024-25	Career
Braxton Stacker	21/1	51/27
Rob Martin	27/27	58/55
David Idada	27/0	57/4
TJ Biel	25/1	55/6
BJ Ward	27/26	56/28
Marqueas Bell	19/0	44/5
Brendan Terry	27/27	27/27
Elliot Lowndes	27/14	27/14
Troy Cole, Jr.	27/13	27/13
Teddy Washington, Jr.	26/26	26/26
Damarion Walkup	23/0	23/0
Saxton Hoepker	11/0	11/0

Career Ledger

Double-Digit Point Games

	2024-25	Career
Rob Martin	17	36
Teddy Washington, Jr.	19	19
Braxton Stacker	9	16
BJ Ward	12	15
Brendan Terry	15	15
TJ Biel	4	8
Marqueas Bell	2	6
Troy Cole, Jr.	5	5
Damarion Walkup	4	4

Double-Digit Rebound Games

	2024-25	Career
Teddy Washington, Jr.	3	3
David Idada	-	2
BJ Ward	1	1

20+ Point Games

	2024-25	Career
Rob Martin	4	7
Teddy Washington, Jr.	4	4
TJ Biel	-	1
BJ Ward	1	1
Damarion Walkup	1	1
Rob Martin	1	1
Braxton Stacker	1	1
Brendan Terry	1	1

8+ Rebound Games

	2024-25	Career
Teddy Washington, Jr.	5	5
David Idada	-	3
TJ Biel	-	2
Brendan Terry	2	2
BJ Ward	2	2
Elliot Lowndes	1	1
Troy Cole, Jr.	1	1

5+ Assist Games

	2024-25	Career
Rob Martin	9	18
BJ Ward	4	7
Teddy Washington, Jr.	2	2
Braxton Stacker	-	1
Brendan Terry	1	1

3+ Steal Games

	2024-25	Career
Teddy Washington, Jr.	8	8
Brendan Terry	6	6
Rob Martin	2	5
BJ Ward	4	5
TJ Biel	-	1
Marqueas Bell	-	1
Braxton Stacker	-	1
Damarion Walkup	1	1
Troy Cole, Jr.	1	1

Double-Doubles

	2024-25	Career
Teddy Washington, Jr.	3	3
BJ Ward	1	1

SEMO's 2024-25 Record:

At Home	10-3
On the Road	7-6
At Neutral Sites	0-1
In Ohio Valley Conference Games	12-4
In November	3-4
In December	4-2
In January	5-4
In February	5-0
In March	0-0
Leading at the Half	15-0
Trailing at the Half	1-8
Tied at the Half	1-2
In Overtime Games	2-0
The Redhawks Score First	9-2
In 1-4 Point Games	3-3
In 5-9 Point Games	3-3
In 10-14 Point Games	4-1
In 15+ Point Games	7-3
Leading with Five Minutes Left in Regulation	14-0
Trailing with Five Minutes Left in Regulation	2-10
Tied with Five Minutes Left in Regulation	1-0
Scoring Less than 50 Points	0-0
Scoring 50-59 Points	1-2
Scoring 60-69 Points	1-5
Scoring 70-79 Points	6-2
Scoring 80-89 Points	6-1
Scoring 90-99 Points	3-0
Scoring 100 or more Points	0-0
Giving up Less Than 50 Points	3-0
Giving up 50-59 Points	4-0
Giving up 60-69 Points	4-2
Giving up 70-79 Points	5-5
Giving up 80-89 Points	1-3
Giving up 90-99 Points	0-0
Giving up 100 or more Points	0-0
Shooting 50% or Better from the Field	8-0
Shooting Less Than 50% from the Field	9-10
Opponent Shoots 50% or Better from the Field	0-2
Opponent Shoots Less Than 50% from the Field	17-8
Outshooting Opponent	13-1
Outshot by Opponent	4-9
Field Goal Percentage is Tied	0-0
Shooting 50% or Better from 3-Point Range	0-1
Shooting Less Than 50% from 3-Point Range	17-9
Opponent Shoots 50% or Better from 3-Point Range	0-0
Opponent Shoots Less Than 50% from 3-Point Range	17-10
Shooting 50% or Better from the Free Throw Line	17-10
Shooting Less Than 50% from the Free Throw Line	0-0
Opponent Shoots 50% or Better from the Free Throw Line	17-10
Opponent Shoots Less Than 50% from the Free Throw Line	0-0
Shooting More Free Throws Than Opponent	9-1
Shooting Less Free Throws Than Opponent	8-9
Free Throws are Tied	0-0
SEMO's Starters Outscore Opponent's Starters	14-2
Opponent's Starters Outscore SEMO's Starters	3-8
Starter Scoring is Tied	0-0
Bench Outscores Opponent	11-5
Opponent Bench Outscores SEMO	6-3
Bench Scoring is Tied	0-2
Bench Contributes Double Figures in Points	16-9
No Redhawk Players Score Double Figures	0-0
Two Redhawk Players Score Double Figures	2-4
3+ Redhawk Players Score Double Figures	14-5
Outrebounding an Opponent	12-1
Opponent Outrebounds SEMO	5-8
Rebounds are Tied	0-1
Getting 10+ Assists	16-6
Getting 10+ Steals	6-2
Getting 5+ Blocks	6-1
Forcing more Turnovers than Opponent	13-8
Committing more Turnovers than Opponent	3-2
Turnovers are Tied	1-0

SOUTHEAST MISSOURI BASKETBALL NOTES



WESTERN ILLINOIS
FEBRUARY 20

2024-25 REDHAWKS



6-3 / 165 / So.
Kansas City, Mo.
Park Hill H.S.

55
GUARD

MARQUEAS BELL

2024-25 Notes

- Played in 19 of 23 games off the bench.
- Scored a season-high 10 points vs. Westminster (12/29) and Little Rock (1/14).
- Averaged 3.4 points and 2.2 rebounds per game.
- Will miss the rest of the season due to a knee injury.

Bell's Game-by-Game Statistics

2024-25	FG	3P	FT	O/D	REB	F	PTS	A	TO	B	S	M
at Bradley	2-4	1-2	0-0	0/2	2	2	5	1	2	0	0	17
at Vanderbilt	0-1	0-0	0-0	0/0	0	1	0	0	1	0	0	4
Crowley's Ridge Coll.	1-2	0-1	0-0	1/5	6	0	2	1	1	0	1	14
Chattanooga	DNP	-	-	-	-	-	-	-	-	-	-	-
at Central Arkansas	1-2	0-0	1-2	0/3	3	2	3	1	1	0	0	10
vs. UNC Asheville	3-5	1-2	1-1	1/3	4	1	8	0	0	0	0	15
Kansas City	0-2	0-0	2-2	0/2	2	1	2	1	1	0	0	9
at Lipscomb	2-4	0-0	2-2	0/4	4	1	6	1	0	0	1	14
at Murray State	DNP	-	-	-	-	-	-	-	-	-	-	-
St. Mary of the Woods	1-1	0-0	0-0	1/3	4	5	2	0	2	0	0	12
Eastern Illinois	1-1	0-0	0-0	0/1	1	2	2	1	0	0	0	13
SIU Edwardsville	0-1	0-0	0-0	1/0	1	1	0	0	0	0	0	3
Westminster	5-10	0-0	0-0	2/2	4	1	10	4	0	1	1	22
at Tennessee State	2-4	0-0	0-1	0/2	2	0	4	0	0	0	1	6
at UT Martin	0-1	0-0	0-0	0/1	1	0	0	0	1	0	0	3
Southern Indiana	DNP	-	-	-	-	-	-	-	-	-	-	-
Morehead State	DNP	-	-	-	-	-	-	-	-	-	-	-
Little Rock	3-7	0-0	4-4	2/1	3	0	10	0	0	0	1	19
at Tennessee Tech	1-1	0-0	1-1	0/0	0	1	3	1	1	0	0	6
at Lindenwood	1-1	0-0	3-4	0/1	1	0	5	2	2	0	1	12
at Western Illinois	0-2	0-0	0-0	0/3	3	0	0	0	0	0	0	5
UT Martin	0-1	0-0	0-0	0/0	0	0	0	0	1	0	0	2
Tennessee State	1-1	0-0	0-0	0/1	1	0	2	0	0	0	0	5
at Morehead State	DNP	-	-	-	-	-	-	-	-	-	-	-
at Southern Indiana	DNP	-	-	-	-	-	-	-	-	-	-	-
at Little Rock	DNP	-	-	-	-	-	-	-	-	-	-	-
Tennessee Tech	DNP	-	-	-	-	-	-	-	-	-	-	-

Western Illinois

Lindenwood

at SIU Edwardsville

at Eastern Illinois

• - Game Started

2024-25 SEASON-HIGHS

Points	10	2x, last vs. Little Rock (1/14/25)
Total Rebounds	6	vs. Crowley's Ridge (11/13/24)
Offensive Rebounds	2	2x, last Little Rock (1/14/25)
Defensive Rebounds	5	vs. Crowley's Ridge (11/13/24)
Field Goals Made	5	vs. Westminster (12/29/24)
Field Goals Attempted	10	vs. Westminster (12/29/24)
3-Point Field Goals Made	1	2x, last vs. UNC Asheville (11/22/24)
3-Point Field Goals Attempted	2	2x, last vs. UNC Asheville (11/22/24)
Free Throws Made	4	vs. Little Rock (1/14/25)
Free Throws Attempted	4	2x, last at Lindenwood (1/23/25)
Assists	4	vs. Westminster (12/29/24)
Blocks	1	vs. Westminster (12/29/24)
Steals	1	6x, last at Lindenwood (1/23/25)
Minutes	22	vs. Westminster (12/29/24)

CAREER-HIGHS

Points	18	at SIU Edwardsville (2/17/24)
Total Rebounds	7	vs. UT Martin (2/24/24)
Offensive Rebounds	2	2x, last vs. Little Rock (1/14/25)
Defensive Rebounds	7	vs. UT Martin (2/24/24)
Field Goals Made	7	at SIU Edwardsville (2/17/24)
Field Goals Attempted	11	at Eastern Illinois (2/15/24)
3-Point Field Goals Made	2	at SIU Edwardsville (2/17/24)
3-Point Field Goals Attempted	3	at SIU Edwardsville (2/17/24)
Free Throws Made	6	vs. Little Rock (2/22/24)
Free Throws Attempted	9	vs. Little Rock (2/22/24)
Assists	6	vs. UT Martin (2/24/24)
Blocks	1	2x, last vs. Westminster (12/29/24)
Steals	3	at SIU Edwardsville (2/17/24)
Minutes	31	vs. UT Martin (2/24/24)

Bell's Career Statistics at Southeast Missouri

Overall

Season	G-GS	Min	Avg	FG-FGA	Pct	3FG-3FGA	Pct	FT-FTA	Pct	Off	Def	Tot	Avg	PF	FO	A	TO	Blk	Stl	Pts	Avg
2023-24	25-5	297	11.9	42-96	.438	6-19	.316	30-45	.667	4	51	55	2.2	24	0	19	19	1	12	120	4.8
2024-25	19-0	191	10.1	24-51	.471	2-5	.400	14-17	.824	8	34	42	2.2	18	1	12	13	1	6	64	3.4
Total	44-5	488	11.1	66-147	.449	8-24	.333	44-62	.710	12	85	97	2.2	42	1	31	32	2	18	184	4.2

Ohio Valley Conference Games Only

Season	G-GS	Min	Avg	FG-FGA	Pct	3FG-3FGA	Pct	FT-FTA	Pct	Off	Def	Tot	Avg	PF	FO	A	TO	Blk	Stl	Pts	Avg
2023-24	15-5	235	15.7	32-73	.438	5-14	.357	25-36	.694	4	38	42	2.8	16	0	17	15	1	10	94	6.3
2024-25	10-0	74	7.4	9-20	.450	0-0	.000	8-10	.800	3	10	13	1.3	4	0	4	5	0	3	26	2.6
Total	25-5	309	12.4	41-93	.441	5-14	.357	33-46	.717	7	48	55	2.2	20	0	21	20	1	13	120	4.8

2024-25 REDHAWKS

WESTERN ILLINOIS
FEBRUARY 20

6-7 / 205 / Sr.
Calgary, Alberta, Canada
Edge School
Triton College

5
GUARD

TJ BIEL

2024-25 Notes

- Started the second-straight season-opener of his career at Bradley (11/4).
- Saw action in 25 games and scored double figures in four of those contests with 12 points at Vanderbilt (11/10), 10 vs. Crowley's Ridge (11/13), 10 at Western Illinois (1/25) and 11 vs. UT Martin (1/30).
- Pulled down a season-high seven rebounds at Lindenwood (1/23) and at Western Illinois (1/25).
- Made a career-high four 3-pointers against Vanderbilt.
- Played a season-high 26 minutes at Western Illinois (1/25).
- Averages 3.8 points and 2.9 rebounds.

Biel's Game-by-Game Statistics

2024-25	FG	3P	FT	O/D	REB	F	PTS	A	TO	B	S	M
at Bradley*	1-5	0-1	0-0	1/3	4	1	2	0	2	1	0	13
at Vanderbilt	4-7	4-6	0-2	1/5	6	3	12	1	2	1	0	21
Crowley's Ridge Coll.	3-8	2-6	2-2	1/4	5	1	10	1	0	0	0	18
Chattanooga	1-2	1-2	0-0	1/1	2	2	3	0	0	1	1	20
at Central Arkansas	0-2	0-1	3-5	0/4	4	1	3	1	0	1	0	22
vs. UNC Asheville	0-0	0-0	0-0	2/2	4	1	0	0	0	0	0	11
Kansas City	0-1	0-0	0-0	0/0	0	2	0	0	1	0	0	8
at Lipscomb	2-2	0-0	2-2	0/2	2	0	6	1	0	0	1	19
at Murray State	0-1	0-1	0-0	0/0	0	0	0	0	0	0	0	3
St. Mary of the Woods	1-4	0-1	2-4	2/2	4	0	4	0	0	0	1	13
Eastern Illinois	DNP	-	-	-	-	-	-	-	-	-	-	-
SIU Edwardsville	0-1	0-1	0-0	0/0	0	1	0	0	0	0	0	2
Westminster	2-5	0-3	2-2	0/3	3	1	6	1	1	0	1	19
at Tennessee State	0-0	0-0	0-0	2/1	3	2	0	0	2	0	0	5
at UT Martin	0-1	0-0	0-0	0/0	0	1	0	0	0	0	0	2
Southern Indiana	0-0	0-0	2-2	0/0	0	0	2	0	0	0	0	3
Morehead State	1-2	1-2	0-0	0/0	0	3	3	1	0	0	0	10
Little Rock	DNP	-	-	-	-	-	-	-	-	-	-	-
at Tennessee Tech	3-4	0-0	0-0	2/4	6	3	6	0	1	0	1	23
at Lindenwood	3-6	1-2	0-0	3/4	7	4	7	0	1	0	1	20
at Western Illinois	4-6	2-4	0-0	1/6	7	1	10	1	0	0	1	26
UT Martin	4-5	0-0	3-6	1/2	3	2	11	1	0	1	0	20
Tennessee State	0-3	0-1	0-0	0/2	2	1	0	0	1	0	0	15
at Morehead State	2-2	0-0	1-2	2/2	4	1	5	1	0	1	2	19
at Southern Indiana	2-3	0-0	0-0	0/3	3	1	4	0	0	0	0	19
at Little Rock	0-2	0-1	0-0	0/0	0	1	0	0	0	2	0	8
Tennessee Tech	1-3	0-1	0-0	0/4	4	2	2	0	1	0	1	17
Western Illinois												
Lindenwood												
at SIU Edwardsville												
at Eastern Illinois												

• - Game Started

2024-25 SEASON-HIGHS

Points	12	at Vanderbilt (11/10/24)
Total Rebounds	7	2x, last at Western Illinois (1/25/25)
Offensive Rebounds	3	at Lindenwood (1/23/25)
Defensive Rebounds	6	at Western Illinois (1/25/25)
Field Goals Made	4	3x, last vs. UT Martin (1/30/25)
Field Goals Attempted	8	vs. Crowley's Ridge (11/13/24)
3-Point Field Goals Made	4	at Vanderbilt (11/10/24)
3-Point Field Goals Attempted	6	3x, last vs. Crowley's Ridge (11/13/24)
Free Throws Made	3	2x, last vs. UT Martin (1/30/25)
Free Throws Attempted	6	vs. UT Martin (1/30/25)
Assists	1	9x, last at Morehead State (2/6/25)
Blocks	2	at Little Rock (2/11/25)
Steals	2	at Morehead State (2/6/25)
Minutes	26	at Western Illinois (1/25/25)

CAREER-HIGHS

Points	23	at Purdue Fort Wayne (12/9/23)
Total Rebounds	9	vs. Bethel (1/6/24)
Offensive Rebounds	4	at Butler (11/10/23)
Defensive Rebounds	8	2x, last vs. Bethel (1/6/24)
Field Goals Made	8	at Purdue Fort Wayne (12/9/23)
Field Goals Attempted	11	at Purdue Fort Wayne (12/9/23)
3-Point Field Goals Made	4	at Vanderbilt (11/10/24)
3-Point Field Goals Attempted	7	at Vanderbilt (11/10/24)
Free Throws Made	7	at Purdue Fort Wayne (12/9/23)
Free Throws Attempted	9	at Purdue Fort Wayne (12/9/23)
Assists	2	vs. Central Arkansas (11/20/23)
Blocks	2	at Lindenwood (1/30/24)
Steals	4	vs. Missouri Baptist (12/3/23)
Minutes	29	at Purdue Fort Wayne (12/9/23)

Biel's Career Statistics at Southeast Missouri

Overall

Season	G-GS	Min	Avg	FG-FGA	Pct	3FG-3FGA	Pct	FT-FTA	Pct	Off	Def	Tot	Avg	PF	FO	A	TO	Blk	Stl	Pts	Avg
2023-24	30-5	522	17.4	49-121	.405	12-49	.245	38-55	.691	29	58	87	2.9	52	0	12	19	8	11	148	4.9
2024-25	25-1	357	14.3	34-75	.453	11-33	.333	17-27	.630	19	54	73	2.9	35	0	9	12	8	10	96	3.8
Total	55-6	879	16.0	83-196	.423	23-82	.280	55-82	.671	48	112	160	2.9	87	0	21	31	16	21	244	4.4

Ohio Valley Conference Games Only

Season	G-GS	Min	Avg	FG-FGA	Pct	3FG-3FGA	Pct	FT-FTA	Pct	Off	Def	Tot	Avg	PF	FO	A	TO	Blk	Stl	Pts	Avg
2023-24	18-2	300	16.7	19-63	.302	8-29	.276	14-22	.636	16	24	40	2.2	28	0	6	10	5	6	60	3.3
2024-25	14-0	190	13.6	20-38	.526	4-12	.333	6-10	.600	11	28	39	2.8	23	0	4	6	4	6	50	3.6
Total	32-2	490	15.3	39-101	.386	12-41	.293	20-32	.625	27	52	79	2.5	51	0	10	16	9	12	110	3.4



WESTERN ILLINOIS
FEBRUARY 20

2024-25 REDHAWKS



6-5 / 200 / Jr.
Donaldsonville, La.
Donaldsonville H.S.
Highland CC

4
GUARD

TROY COLE, JR.

2024-25 Notes

- Made his first career NCAA Division I start at Bradley (11/4).
- Started 13 games and came off the bench in 14 contests.
- Scored double figures five times.
- Finished with 13 points and five rebounds in 17 minutes off the bench vs. Kansas City (11/30), 10 points and six rebounds at Lipscomb (12/5) and egistered a season-high 14 points vs. both St. Mary of the Woods (12/15) and Tennessee State (2/1), and scored 10 points at Little Rock (2/11).
- Made two big 3-pointers in the final seven minutes against the Trojans.
- Played a season-high 33 minutes vs. Tennessee State (2/1).
- Ranks sixth on the team in scoring with six points a game.
- Made a season-high five free throws vs. Tennessee State (2/1).
- Pulled down a season-high nine rebounds at Morehead State (2/6).

Prior to Southeast Missouri

- Was Highland Community College's top scorer with 16.5 points per game in 2023-24.
- Started all 33 games shooting 49.7 percent (186-of-374) from the field. Made just under 40 percent (39.5) of his 3-point attempts (45-of-114).
- Ranked second on the team in assists (95) and steals (50).
- Played his freshman season at Blackburn College in 2022-23, averaging 15.2 points per game and shooting 51.9 percent from the field.
- Attended Donaldsonville High School and averaged 18.2 points per game as a senior.
- Was voted Most Valuable Player on the football team as a running back.

Cole, Jr.'s Game-by-Game Statistics

2024-25	FG	3P	FT	O/D	REB	F	PTS	A	TO	B	S	M
at Bradley*	2-5	0-2	0-0	0/1	1	1	4	0	1	0	1	18
at Vanderbilt*	3-7	0-2	0-0	1/2	3	5	6	0	0	0	1	13
Crowley's Ridge Coll.*	4-9	1-4	0-1	0/1	1	1	9	0	0	0	2	20
Chattanooga*	0-1	0-0	1-2	0/0	0	4	1	0	0	0	0	12
at Central Arkansas	1-3	1-2	0-0	0/2	2	0	3	0	2	0	1	16
vs. UNC Asheville	1-4	0-1	3-4	1/3	4	2	5	0	1	0	0	23
Kansas City	5-7	0-1	3-5	1/4	5	1	13	0	1	0	2	17
at Lipscomb	4-9	1-3	1-2	2/4	6	4	10	0	2	0	1	18
at Murray State	2-2	0-0	1-2	0/1	1	0	5	0	1	0	1	24
St. Mary of the Woods	6-9	2-5	0-0	1/2	3	1	14	0	2	0	0	14
Eastern Illinois	2-7	2-6	0-0	1/5	6	2	6	0	0	1	0	22
SIU Edwardsville	3-4	0-0	2-2	1/2	3	2	8	0	0	0	0	22
Westminster	1-6	0-3	3-4	0/2	2	1	5	3	3	1	2	13
at Tennessee State	3-4	2-2	1-2	0/4	4	2	9	1	2	0	0	17
at UT Martin	1-5	0-2	1-2	1/3	4	3	3	0	0	0	0	16
Southern Indiana	1-4	1-3	4-4	0/1	1	1	7	0	0	0	0	17
Morehead State	1-3	0-1	0-0	0/2	2	0	2	0	2	0	2	14
Little Rock	1-2	0-1	0-0	3/3	6	2	2	0	1	0	0	19
at Tennessee Tech*	3-5	1-1	0-0	1/3	4	2	7	0	0	0	1	15
at Lindenwood*	0-0	0-0	0-0	1/1	2	3	0	1	0	0	2	12
at Western Illinois*	1-3	1-2	0-0	0/2	2	4	3	0	1	0	0	16
UT Martin*	2-3	0-1	0-0	0/2	2	1	4	0	0	0	0	17
Tennessee State*	4-7	1-3	5-6	1/3	4	4	14	1	1	2	0	33
at Morehead State*	3-5	0-1	0-0	1/8	9	3	6	1	0	1	0	21
at Southern Indiana*	2-5	1-2	1-2	1/1	2	0	6	0	1	0	2	21
at Little Rock*	3-7	2-4	2-2	0/3	3	1	10	0	0	1	3	22
Tennessee Tech*	0-2	0-2	0-0	0/3	3	1	0	1	0	0	0	20
Western Illinois												
Lindenwood												
at SIU Edwardsville												
at Eastern Illinois												

• - Game Started

2024-25 SEASON/CAREER-HIGHS

Points	14	2x, last vs. Tennessee State (2/1/25)
Total Rebounds	9	at Morehead State (2/6/25)
Offensive Rebounds	3	vs. Little Rock (1/14/25)
Defensive Rebounds	8	at Morehead State (2/6/25)
Field Goals Made	6	vs. St. Mary of the Woods (12/15/24)
Field Goals Attempted	9	3x, last vs. St. Mary of the Woods (12/15/24)
3-Point Field Goals Made	2	5x, last at Little Rock (2/11/25)
3-Point Field Goals Attempted	6	vs. Eastern Illinois (12/19/24)
Free Throws Made	5	vs. Tennessee State (2/1/25)
Free Throws Attempted	6	vs. Tennessee State (2/1/25)
Assists	3	vs. Westminster (12/29/24)
Blocks	2	vs. Tennessee State (2/1/25)
Steals	3	at Little Rock (2/11/25)
Minutes	33	vs. Tennessee State (2/1/25)

+Cole, Jr.'s Career Statistics at Southeast Missouri

Overall																	
Season	G-GS	Min	Avg	FG-FGA	Pct	3FG-3FGA	Pct	FT-FTA	Pct	Off	Def	Tot	Avg	PF	FO	A	TO
2024-25	27-13	492	18.2	59-128	.461	16-54	.296	28-40	.700	17	68	85	3.1	51	1	8	21
Ohio Valley Conference Games Only																	
Season	G-GS	Min	Avg	FG-FGA	Pct	3FG-3FGA	Pct	FT-FTA	Pct	Off	Def	Tot	Avg	PF	FO	A	TO
2024-25	16-9	304	19.0	30-66	.455	11-31	.355	16-20	.800	11	46	57	3.6	31	0	5	8

2024-25 REDHAWKS

WESTERN ILLINOIS
FEBRUARY 206-8 / 215 / Jr.
Nashville, Ill.
Nashville H.S.
Southwestern
Illinois College22
FORWARD

SAXTON HOEPKER

2024-25 Notes

- Appeared in 11 games off the bench.
- Played nine minutes in his first career NCAA Division I game at Bradley (11/4).
- Scored the first points of his career and added four rebounds vs. Crowley's Ridge Coll. (11/13).
- Grabbed two rebounds in six minutes off the bench at Vanderbilt (11/10).
- Saw action in first career Ohio Valley Conference game at Lindenwood (1/23).

Prior to Southeast Missouri

- Led Southwestern Illinois College with a double-double 13.5 points and 10.2 rebounds per game in 2023-24.
- Started 29 of 31 games and shot 43.4 percent (163-of-376) from the field.
- Notched 32 steals, 69 assists and 33 blocks.
- Ranked 11th in junior college basketball in rebounding and finished fourth nationally in defensive rebounds.
- Earned All-Region 24 honors.
- As a freshman, played in 31 games and logged nine starts with an average of 3.6 points and 3.3 rebounds per contest.
- Graduated from Nashville High School, where he earned All-Southern Illinois and Second-Team All-State honors.
- Helped lead the Hornets to a Class 2A State Championship as a senior.
- Made what turned out to be the game-winning layup with 21 seconds left in the 32-31 state title victory.

Hoepker's Game-by-Game Statistics

2024-25	FG	3P	FT	O/D	REB	F	PTS	A	TO	B	S	M
at Bradley	0-1	0-0	0-0	0/0	0	2	0	0	0	0	1	9
at Vanderbilt	0-2	0-1	0-0	0/2	2	3	0	0	0	0	0	6
Crowley's Ridge Coll.	1-2	0-1	0-0	2/2	4	0	2	0	0	1	0	10
Chattanooga	0-0	0-0	0-0	1/0	1	0	0	0	0	0	1	7
at Central Arkansas	DNP	-	-	-	-	-	-	-	-	-	-	-
vs. UNC Asheville	DNP	-	-	-	-	-	-	-	-	-	-	-
Kansas City	1-1	0-0	0-0	1/1	2	0	2	0	0	0	0	2
at Lipscomb	0-1	0-0	0-0	0/0	0	0	0	0	0	0	1	2
at Murray State	DNP	-	-	-	-	-	-	-	-	-	-	-
St. Mary of the Woods	0-2	0-1	0-0	0/2	2	0	0	1	0	0	1	7
Eastern Illinois	DNP	-	-	-	-	-	-	-	-	-	-	-
SIU Edwardsville	DNP	-	-	-	-	-	-	-	-	-	-	-
Westminster	0-2	0-1	1-2	2/1	3	0	1	1	0	0	0	14
at Tennessee State	DNP	-	-	-	-	-	-	-	-	-	-	-
at UT Martin	DNP	-	-	-	-	-	-	-	-	-	-	-
Southern Indiana	DNP	-	-	-	-	-	-	-	-	-	-	-
Morehead State	DNP	-	-	-	-	-	-	-	-	-	-	-
Little Rock	DNP	-	-	-	-	-	-	-	-	-	-	-
at Tennessee Tech	DNP	-	-	-	-	-	-	-	-	-	-	-
at Lindenwood	0-2	0-2	0-0	0/0	0	0	0	0	0	0	0	5
at Western Illinois	DNP	-	-	-	-	-	-	-	-	-	-	-
UT Martin	DNP	-	-	-	-	-	-	-	-	-	-	-
Tennessee State	DNP	-	-	-	-	-	-	-	-	-	-	-
at Morehead State	1-1	0-0	0-0	0/0	0	1	2	0	0	0	0	4
at Southern Indiana	DNP	-	-	-	-	-	-	-	-	-	-	-
at Little Rock	DNP	-	-	-	-	-	-	-	-	-	-	-
Tennessee Tech	0-0	0-0	0-0	0/0	0	1	0	0	0	0	0	2
Western Illinois												
Lindenwood												
at SIU Edwardsville												
at Eastern Illinois												

• - Game Started

2024-25 SEASON/CAREER-HIGHS

Points	2	2x, last at Morehead State (2/6/25)
Total Rebounds	4	vs. Crowley's Ridge (11/13/24)
Offensive Rebounds	2	2x, last vs. Westminster (12/29/24)
Defensive Rebounds	2	3x, last vs. St. Mary of the Woods (12/15/24)
Field Goals Made	1	2x, last vs. Kansas City (11/30/24)
Field Goals Attempted	2	5x, last at Lindenwood (1/23/25)
3-Point Field Goals Made	-	-
3-Point Field Goals Attempted	2	at Lindenwood (1/23/25)
Free Throws Made	1	vs. Westminster (12/29/24)
Free Throws Attempted	2	vs. Westminster (12/29/24)
Assists	1	2x, last vs. Westminster (12/29/24)
Blocks	1	vs. Crowley's Ridge (11/13/24)
Steals	1	4x, last vs. St. Mary of the Woods (12/15/24)
Minutes	14	vs. Westminster (12/29/24)

Hoepker's Career Statistics at Southeast Missouri

Overall

Season	G-GS	Min	Avg	FG-FGA	Pct	3FG-3FGA	Pct	FT-FTA	Pct	Off	Def	Tot	Avg	PF	FO	A	TO	Blk	Stl	Pts	Avg
2024-25	11-0	68	6.2	3-14	.214	0-6	.000	1-2	.500	6	8	14	1.3	7	0	2	0	1	4	7	0.6

Ohio Valley Conference Games Only

Season	G-GS	Min	Avg	FG-FGA	Pct	3FG-3FGA	Pct	FT-FTA	Pct	Off	Def	Tot	Avg	PF	FO	A	TO	Blk	Stl	Pts	Avg
2024-25	3-0	11	3.7	1-3	.333	0-2	.000	0-0	.000	0	0	0	0.0	2	0	0	0	0	0	2	0.7



WESTERN ILLINOIS
FEBRUARY 20

2024-25 REDHAWKS



7-0 / 250 / Jr.
Barendrecht, Netherlands
Golden State Prep

18
CENTER

DAVID IDADA

2024-25 Notes

- Came off the bench in Southeast Missouri's 27 games.
- Scored a season-high seven points in 12 minutes vs. SIU Edwardsville (12/21).
- Added five points vs. Eastern Illinois (12/19) and six vs. UT Martin (1/30).
- Pulled down a season-high five rebounds at Lipscomb (12/5), at Tennessee State (1/2) and vs. UT Martin (1/30).

Idada's Game-by-Game Statistics

2024-25	FG	3P	FT	O/D	REB	F	PTS	A	TO	B	S	M
at Bradley	1-1	0-0	0-0	2/0	2	1	2	0	1	0	0	8
at Vanderbilt	0-0	0-0	0-0	0/0	0	0	0	0	1	0	0	1
Crowley's Ridge Coll.	1-1	0-0	0-0	1/2	3	1	2	0	0	0	1	9
Chattanooga	1-2	0-0	0-2	1/0	1	2	2	1	1	0	0	10
at Central Arkansas	1-1	0-0	0-1	3/1	4	0	2	0	2	0	1	15
vs. UNC Asheville	0-1	0-0	0-0	1/0	1	0	0	0	1	0	0	9
Kansas City	1-2	0-0	0-1	1/2	3	0	2	0	0	0	0	12
at Lipscomb	2-2	0-0	0-2	2/3	5	0	4	0	0	2	0	11
at Murray State	1-3	0-0	0-0	1/2	3	5	2	1	0	0	0	12
St. Mary of the Woods	1-2	0-0	0-0	0/1	1	1	2	0	0	1	0	7
Eastern Illinois	2-2	0-0	1-2	1/1	2	4	5	0	0	0	0	10
SIU Edwardsville	2-2	0-0	3-4	1/1	2	3	7	0	0	0	1	12
Westminster	1-1	0-0	0-0	0/2	2	0	2	0	0	0	0	5
at Tennessee State	1-2	0-0	0-4	2/3	5	1	2	0	2	0	0	11
at UT Martin	0-1	0-0	0-0	3/0	3	1	0	0	0	0	2	8
Southern Indiana	2-2	0-0	0-2	2/2	4	4	4	0	3	0	0	14
Morehead State	0-0	0-0	0-0	0/1	1	0	0	0	1	0	1	8
Little Rock	0-0	0-0	2-4	1/1	2	0	2	0	1	0	0	11
at Tennessee Tech	0-0	0-0	0-0	1/1	2	2	0	0	1	0	0	7
at Lindenwood	1-2	0-0	0-0	0/3	3	0	2	0	0	1	0	12
at Western Illinois	1-2	0-0	2-2	1/2	3	2	4	1	0	0	0	9
UT Martin	2-2	0-0	2-2	1/4	5	2	6	0	1	1	0	12
Tennessee State	1-1	0-0	0-3	2/1	3	1	2	1	1	1	0	11
at Morehead State	1-1	0-0	0-0	0/1	1	2	2	1	1	1	0	9
at Southern Indiana	0-0	0-0	0-0	0/0	0	0	0	0	0	0	0	4
at Little Rock	0-0	0-0	0-0	1/2	3	1	0	0	0	1	0	7
Tennessee Tech	1-2	0-0	0-0	2/1	3	1	2	0	0	0	0	8
Western Illinois												
Lindenwood												
at SIU Edwardsville												
at Eastern Illinois												

• - Game Started

2024-25 SEASON-HIGHS

Points	7	vs. SIU Edwardsville (12/21/24)
Total Rebounds	5	3x, last vs. UT Martin (1/30/25)
Offensive Rebounds	3	2x, last at UT Martin (1/4/25)
Defensive Rebounds	4	vs. UT Martin (1/30/25)
Field Goals Made	2	5x, last vs. UT Martin (1/30/25)
Field Goals Attempted	3	at Murray State (12/8/24)
3-Point Field Goals Made	-	-
3-Point Field Goals Attempted	-	-
Free Throws Made	3	vs. SIU Edwardsville (12/21/24)
Free Throws Attempted	4	3x, last vs. Little Rock (1/14/25)
Assists	1	5x, last at Morehead State (2/6/25)
Blocks	2	at Lipscomb (12/5/24)
Steals	2	at UT Martin (1/4/25)
Minutes	15	at Central Arkansas (11/21/24)

CAREER-HIGHS

Points	9	vs. Harris-Stowe (12/6/23)
Total Rebounds	12	at Chattanooga (11/26/23)
Offensive Rebounds	7	vs. Missouri Baptist (12/3/23)
Defensive Rebounds	7	at Chattanooga (11/26/23)
Field Goals Made	3	2x, last at Southern Indiana (3/2/24)
Field Goals Attempted	7	at Southern Indiana (3/2/24)
3-Point Field Goals Made	-	-
3-Point Field Goals Attempted	1	at Chattanooga (11/26/23)
Free Throws Made	5	vs. Harris-Stowe (12/6/23)
Free Throws Attempted	6	3x, last at Southern Indiana (3/2/24)
Assists	2	at Little Rock (1/27/24)
Blocks	2	4x, last at Lipscomb (12/5/24)
Steals	2	2x, last at UT Martin (1/4/25)
Minutes	19	at Southern Indiana (3/2/24)

Idada's Career Statistics at Southeast Missouri

Overall																	
Season	G-GS	Min	Avg	FG-FGA	Pct	3FG-3FGA	Pct	FT-FTA	Pct	Off	Def	Tot	Avg	PF	FO	A	TO
2023-24	29-4	275	9.5	21-46	.457	0-1	.000	16-44	.364	35	53	88	3.0	59	2	5	24
2024-25	27-0	254	9.4	24-35	.686	0-0	.000	10-29	.345	30	37	67	2.5	34	1	5	17
Total	56-4	529	9.4	45-81	.556	0-1	.000	26-73	.356	65	90	155	2.8	93	3	10	41
Ohio Valley Conference Games Only																	
Season	G-GS	Min	Avg	FG-FGA	Pct	3FG-3FGA	Pct	FT-FTA	Pct	Off	Def	Tot	Avg	PF	FO	A	TO
2023-24	16-1	139	8.7	10-20	.500	0-0	.000	8-20	.400	17	25	42	2.6	34	1	3	10
2024-25	16-0	155	9.7	14-19	.737	0-0	.000	10-23	.435	18	24	42	2.6	24	0	3	11
Total	32-1	294	9.2	24-39	.615	0-0	.000	18-43	.419	35	49	84	2.6	58	1	6	21

2024-25 REDHAWKS

WESTERN ILLINOIS
FEBRUARY 207-0 / 220 / Jr.
Carbondale, Ill.
Cobden H.S.
John A. Logan
College30
FORWARD

ELLIOT LOWNDES

2024-25 Notes

- Saw action in all 27 games and started 14.
- Ranks second on the team with 18 blocks and is averaging 2.7 points and 2.9 rebounds per game.
- Finished with a season-high eight points during his first career Ohio Valley Conference start vs. Eastern Illinois (12/19).
- Matched his season-high with eight points at Tennessee State (1/2). Made 4-of-4 field goals -- three dunks -- in that game.
- Grabbed four rebounds in 12 minutes off the bench during his first career NCAA Division I game at Bradley (11/4).
- Scored two points and grabbed two rebounds in 10 minutes at Vanderbilt (11/10).
- Had a season-high eight rebounds at Central Arkansas (11/21), his first career NCAA Division I start.
- Posted a career-high four blocks vs. Westminster (12/29).

Prior to Southeast Missouri

- Played two seasons at John A. Logan College, which captured the 2023 NJCAA National Championship.
- Started 25 games and averaged 10.6 points and 7.5 rebounds in 2023-24.
- Finished the 2023-24 campaign with 105 blocks.
- As a freshman in 2022-23, he played in 25 games off the bench and scored 3.6 points helping lead JALC to a 33-2 record.
- Class 1A Honorable Mention All-State and First-Team All-South Egyptian Conference selection at Cobden High School.

Lowndes' Game-by-Game Statistics

2024-25	FG	3P	FT	O/D	REB	F	PTS	A	TO	B	S	M
at Bradley	0-1	0-1	0-0	1/3	4	1	0	0	1	0	0	12
at Vanderbilt	1-2	0-0	0-0	0/2	2	3	2	1	0	0	0	10
Crowley's Ridge Coll.	3-6	0-1	1-2	1/2	3	1	7	1	0	2	0	14
Chattanooga	0-3	0-3	1-2	0/5	5	2	1	0	0	2	1	19
at Central Arkansas*	1-2	0-1	0-0	1/7	8	4	2	0	0	0	1	15
vs. UNC Asheville*	2-3	0-0	1-2	2/2	4	2	5	1	0	1	0	14
Kansas City*	1-1	0-0	0-0	0/3	3	2	2	1	0	2	1	13
at Lipscomb*	1-1	0-0	0-0	0/0	0	1	2	0	1	0	0	7
at Murray State*	2-5	0-0	0-1	1/4	5	4	4	0	1	1	0	15
St. Mary of the Woods* 2-3	0-0	0-0	0-0	2/2	4	1	4	1	0	1	2	11
Eastern Illinois*	4-4	0-0	0-0	0/1	1	4	8	1	4	0	1	11
SIU Edwardsville*	2-3	0-0	0-0	1/2	3	1	4	1	0	0	0	8
Westminster*	2-3	0-1	0-0	1/6	7	0	4	1	0	4	0	18
at Tennessee State*	4-4	0-0	0-0	0/4	4	4	8	0	0	1	0	12
at UT Martin*	1-2	0-0	0-0	2/2	4	2	2	0	0	0	0	11
Southern Indiana*	1-4	0-0	0-0	2/3	5	1	2	0	0	0	1	11
Morehead State*	2-2	0-0	0-0	0/1	1	2	4	0	1	1	0	10
Little Rock*	0-2	0-0	0-2	1/0	1	1	0	0	0	0	1	5
at Tennessee Tech	0-0	0-0	0-0	0/0	0	0	0	0	0	0	0	2
at Lindenwood	1-1	0-0	0-0	0/2	2	1	2	1	0	0	0	5
at Western Illinois	0-0	0-0	0-0	0/2	2	0	0	1	0	1	0	2
UT Martin	1-1	0-0	0-0	0/0	0	1	2	0	0	0	0	6
Tennessee State	0-0	0-0	0-0	0/1	1	0	0	0	0	0	0	3
at Morehead State	1-1	0-0	0-1	1/1	2	0	2	1	1	1	0	6
at Southern Indiana	2-4	0-0	0-0	2/2	4	0	4	0	0	0	0	5
at Little Rock	0-1	0-0	0-0	0/1	1	0	0	0	0	0	0	3
Tennessee Tech	1-1	0-0	0-0	0/3	3	2	2	1	0	1	0	10

Western Illinois

Lindenwood

at SIU Edwardsville

at Eastern Illinois

• - Game Started

2024-25 SEASON/CAREER-HIGHS

Points	8	2x, last at Tennessee State (1/2/25)
Total Rebounds	8	at Central Arkansas (11/21/24)
Offensive Rebounds	2	5x, last at Southern Indiana (2/8/25)
Defensive Rebounds	7	at Central Arkansas (11/21/24)
Field Goals Made	4	2x, last at Tennessee State (1/2/25)
Field Goals Attempted	6	vs. Crowley's Ridge (11/13/24)
3-Point Field Goals Made	-	-
3-Point Field Goals Attempted	3	vs. Chattanooga (11/17/24)
Free Throws Made	1	3x, last vs. UNC Asheville (11/22/24)
Free Throws Attempted	2	3x, last vs. UNC Asheville (11/22/24)
Assists	1	12x, last vs. Tennessee Tech (2/15/25)
Blocks	4	vs. Westminster (12/29/24)
Steals	2	vs. St. Mary of the Woods (12/15/24)
Minutes	19	vs. Chattanooga (11/17/24)

Lowndes' Career Statistics at Southeast Missouri

Overall

Season	G-GS	Min	Avg	FG-FGA	Pct	3FG-3FGA	Pct	FT-FTA	Pct	Off	Def	Tot	Avg	PF	FO	A	TO	Blk	Stl	Pts	Avg
2024-25	27-14	260	9.6	35-60	.583	0-7	.000	3-10	.300	18	61	79	2.9	40	0	12	9	18	8	73	2.7

Ohio Valley Conference Games Only

Season	G-GS	Min	Avg	FG-FGA	Pct	3FG-3FGA	Pct	FT-FTA	Pct	Off	Def	Tot	Avg	PF	FO	A	TO	Blk	Stl	Pts	Avg
2024-25	16-7	112	7.0	20-30	.667	0-0	.000	0-3	.000	9	25	34	2.1	19	0	6	6	5	3	40	2.5



WESTERN ILLINOIS
FEBRUARY 20

2024-25 REDHAWKS



5-10 / 160 / Jr.
St. Louis, Mo.
Christian Brothers H.S.
Indiana State

1
GUARD

ROB MARTIN

2024-25 Notes

- Started 27 games at point guard.
- Ranks second on the team in scoring with 13.5 points a game.
- Leads the team and ranks second in the Ohio Valley Conference with 115 assists. Tops the OVC in assist/turnover ratio (115/37, 3.1).
- Tied a career-high 29 points and dished out three assists in 37 minutes vs. Chattanooga (11/17).
- Opened the season with six points, two rebounds and a team-high three assists at Bradley (11/4).
- Also made two free throws and logged 26 minutes against the Braves.
- Played 31 minutes and scored nine points to go along with four assists at Vanderbilt (11/10). Made 5-of-7 free throws in that game, as well.
- Scored double figures 15 times with over 20 points on four occasions.
- Tied a career-high nine assists vs. Eastern Illinois (12/19).
- Pulled down a career-high seven rebounds vs. St. Mary of the Woods (12/15) and Westminster (12/29).
- Finished with five or more assists in nine of his starts.
- Scored double figures in each of his last 12 contests.
- Reached 200 career assists when he finished with seven vs. UT Martin (1/30). Has a total of 223 in his career.

2024-25 SEASON-HIGHS

Points	29	vs. Chattanooga (11/17/24)
Total Rebounds	7	2x, last vs. Westminster (12/29/24)
Offensive Rebounds	1	9x, last vs. Little Rock (1/14/25)
Defensive Rebounds	6	3x, last at Southern Indiana (2/8/25)
Field Goals Made	12	2x, last at Southern Indiana (2/8/25)
Field Goals Attempted	24	vs. Chattanooga (11/17/24)
3-Point Field Goals Made	4	vs. Morehead State (1/11/25)
3-Point Field Goals Attempted	6	3x, last at Morehead State (2/6/25)
Free Throws Made	6	at Little Rock (2/11/25)
Free Throws Attempted	7	at Vanderbilt (11/10/24)
Assists	9	vs. Eastern Illinois (12/19/24)
Blocks	1	5x, last vs. Tennessee State (2/1/25)
Steals	4	vs. Tennessee State (2/1/25)
Minutes	43	vs. Tennessee State (2/1/25)

Martin's Game-by-Game Statistics

2024-25	FG	3P	FT	O/D	REB	F	PTS	A	TO	B	S	M
at Bradley*	2-4	0-1	2-2	1/1	2	3	6	3	0	0	0	26
at Vanderbilt*	2-6	0-0	5-7	0/1	1	3	9	4	0	0	0	31
Crowley's Ridge Coll.*	3-8	1-1	0-0	0/1	1	0	7	7	2	0	0	25
Chattanooga*	12-24	2-6	3-5	1/4	5	2	29	3	2	0	1	37
at Central Arkansas*	5-14	1-5	0-0	0/3	3	5	11	2	1	0	0	38
vs. UNC Asheville*	5-15	0-2	3-4	1/0	1	3	13	2	1	1	0	29
Kansas City*	3-8	0-3	0-0	1/1	2	2	6	4	1	0	2	27
at Lipscomb*	2-11	0-2	0-0	0/3	3	1	4	1	1	0	0	26
at Murray State*	4-9	0-2	0-0	0/0	0	0	8	5	1	1	1	29
St. Mary of the Woods*	4-7	1-3	4-4	1/6	7	1	13	3	3	0	0	23
Eastern Illinois*	3-8	2-4	0-0	0/0	0	3	8	9	1	1	0	33
SIU Edwardsville*	1-5	1-2	0-0	1/1	2	3	3	3	3	0	1	20
Westminster*	7-10	3-4	0-0	1/6	7	1	17	4	0	0	2	23
at Tennessee State*	3-7	1-3	2-2	0/2	2	4	9	2	3	0	3	30
at UT Martin*	3-13	1-5	2-3	1/3	4	3	9	3	2	0	1	28
Southern Indiana*	4-12	2-3	5-6	0/1	1	1	15	6	0	0	1	35
Morehead State*	8-12	4-5	1-2	0/1	1	0	21	8	1	0	1	33
Little Rock*	6-13	2-6	5-6	1/2	3	3	19	4	1	0	2	28
at Tennessee Tech*	4-9	1-1	4-4	0/2	2	2	13	4	1	1	1	34
at Lindenwood*	5-11	2-3	0-0	0/0	0	3	12	4	3	0	1	24
at Western Illinois*	7-12	0-0	2-3	0/1	1	2	16	4	0	0	1	36
UT Martin*	8-13	0-2	2-2	0/2	2	3	18	7	1	0	2	36
Tennessee State*	9-15	2-2	2-2	0/4	4	2	22	5	2	1	4	43
at Morehead State*	11-19	3-6	2-2	0/2	2	2	27	5	2	0	2	32
at Southern Indiana*	6-12	0-4	3-4	0/1	1	3	15	4	1	0	0	35
at Little Rock*	5-16	1-5	6-6	0/3	3	2	17	2	3	0	0	34
Tennessee Tech*	8-12	1-1	0-0	0/4	4	1	17	7	1	0	0	28

Western Illinois

Lindenwood

at SIU Edwardsville

at Eastern Illinois

• - Game Started

CAREER-HIGHS

Points	29	2x, last vs. Chattanooga (11/17/24)
Total Rebounds	7	2x, last vs. Westminster (12/29/24)
Offensive Rebounds	2	3x, last vs. UT Martin (2/24/24)
Defensive Rebounds	6	3x, last at Southern Indiana (2/8/25)
Field Goals Made	12	2x, last at Southern Indiana (2/8/25)
Field Goals Attempted	24	vs. Chattanooga (11/17/24)
3-Point Field Goals Made	4	vs. Morehead State (1/11/25)
3-Point Field Goals Attempted	6	2x, last vs. Chattanooga (11/17/24)
Free Throws Made	8	at Southern Indiana (3/2/24)
Free Throws Attempted	8	at Southern Indiana (3/2/24)
Assists	9	2x, last vs. Eastern Illinois (12/19/24)
Blocks	1	6x, last vs. Tennessee State (2/1/25)
Steals	4	2x, last vs. Tennessee State (2/1/25)
Minutes	43	vs. Tennessee State (2/1/25)

Martin's Career Statistics at Southeast Missouri

Overall																	
Season	G-GS	Min	Avg	FG-FGA	Pct	3FG-3FGA	Pct	FT-FTA	Pct	Off	Def	Tot	Avg	PF	FO	A	TO
2023-24	31-28	882	28.5	138-326	.423	40-102	.392	54-61	.885	19	49	68	2.2	71	0	108	71
2024-25	27-27	825	30.6	140-305	.459	31-81	.383	53-64	.828	9	55	64	2.4	57	1	115	37
Total	58-55	1707	29.4	278-631	.441	71-183	.388	107-125	.856	28	104	132	2.3	128	1	223	108
Ohio Valley Conference Games Only																	
Season	G-GS	Min	Avg	FG-FGA	Pct	3FG-3FGA	Pct	FT-FTA	Pct	Off	Def	Tot	Avg	PF	FO	A	TO
2023-24	18-15	497	27.6	86-203	.424	25-62	.403	37-41	.902	10	27	37	2.1	51	0	66	41
2024-25	16-16	511	31.9	91-189	.481	23-52	.442	36-42	.857	3	29	32	2.0	36	0	77	25
Total	34-31	1008	29.6	177-392	.452	48-114	.421	73-83	.880	13	56	69	2.0	87	0	143	66

2024-25 REDHAWKS

WESTERN ILLINOIS
FEBRUARY 206-4 / 190 / Fr.
Cape Girardeau, Mo.
Central H.S.25
GUARD

JAY REYNOLDS

Prior to Southeast Missouri

- Two-time Class 5 All-District and All-SEMO Conference pick at Cape Central High School.
- Named First-Team All-Southwest Ohio Conference as a sophomore.
- Scored 1,000 career points as a prep.
- Son of SEMO Associate Head Coach Jay Reynolds.

Reynolds' Game-by-Game Statistics

2024-25	FG	3P	FT	O/D	REB	F	PTS	A	TO	B	S	M
at Bradley	DNP	-	-	-	-	-	-	-	-	-	-	-
at Vanderbilt	DNP	-	-	-	-	-	-	-	-	-	-	-
Crowley's Ridge Coll.	DNP	-	-	-	-	-	-	-	-	-	-	-
Chattanooga	DNP	-	-	-	-	-	-	-	-	-	-	-
at Central Arkansas	DNP	-	-	-	-	-	-	-	-	-	-	-
vs. UNC Asheville	DNP	-	-	-	-	-	-	-	-	-	-	-
Kansas City	DNP	-	-	-	-	-	-	-	-	-	-	-
at Lipscomb	DNP	-	-	-	-	-	-	-	-	-	-	-
at Murray State	DNP	-	-	-	-	-	-	-	-	-	-	-
St. Mary of the Woods	DNP	-	-	-	-	-	-	-	-	-	-	-
Eastern Illinois	DNP	-	-	-	-	-	-	-	-	-	-	-
SIU Edwardsville	DNP	-	-	-	-	-	-	-	-	-	-	-
Westminster	DNP	-	-	-	-	-	-	-	-	-	-	-
at Tennessee State	DNP	-	-	-	-	-	-	-	-	-	-	-
at UT Martin	DNP	-	-	-	-	-	-	-	-	-	-	-
Southern Indiana	DNP	-	-	-	-	-	-	-	-	-	-	-
Morehead State	DNP	-	-	-	-	-	-	-	-	-	-	-
Little Rock	DNP	-	-	-	-	-	-	-	-	-	-	-
at Tennessee Tech	DNP	-	-	-	-	-	-	-	-	-	-	-
at Lindenwood	DNP	-	-	-	-	-	-	-	-	-	-	-
at Western Illinois	DNP	-	-	-	-	-	-	-	-	-	-	-
UT Martin	DNP	-	-	-	-	-	-	-	-	-	-	-
Tennessee State	DNP	-	-	-	-	-	-	-	-	-	-	-
at Morehead State	DNP	-	-	-	-	-	-	-	-	-	-	-
at Southern Indiana	DNP	-	-	-	-	-	-	-	-	-	-	-
at Little Rock	DNP	-	-	-	-	-	-	-	-	-	-	-
Tennessee Tech	DNP	-	-	-	-	-	-	-	-	-	-	-
Western Illinois												
Lindenwood												
at SIU Edwardsville												
at Eastern Illinois												

• - Game Started

2024-25 SEASON/CAREER-HIGHS

Points	-	-
Total Rebounds	-	-
Offensive Rebounds	-	-
Defensive Rebounds	-	-
Field Goals Made	-	-
Field Goals Attempted	-	-
3-Point Field Goals Made	-	-
3-Point Field Goals Attempted	-	-
Free Throws Made	-	-
Free Throws Attempted	-	-
Assists	-	-
Blocks	-	-
Steals	-	-
Minutes	-	-

Reynolds' Career Statistics at Southeast Missouri

Overall

Season	G-GS	Min	Avg	FG-FGA	Pct	3FG-3FGA	Pct	FT-FTA	Pct	Off	Def	Tot	Avg	PF	FO	A	TO	Blk	Stl	Pts	Avg
2024-25																					

Ohio Valley Conference Games Only

Season	G-GS	Min	Avg	FG-FGA	Pct	3FG-3FGA	Pct	FT-FTA	Pct	Off	Def	Tot	Avg	PF	FO	A	TO	Blk	Stl	Pts	Avg
2024-25																					



WESTERN ILLINOIS
FEBRUARY 20

2024-25 REDHAWKS



6-5 / 185 / Jr.
Fairview Heights, Ill.
Cardinal Ritter H.S.
Murray State

44
GUARD

BRAXTON STACKER

2023-24 Highlights

- Returned after missing the first six contests of 2024-25 due to injury.
- Saw action in 21 games, including 20 off the bench.
- Scored 10 points in his first game of the season vs. Kansas City (11/30).
- Played 17 minutes off the bench against the Roos.
- Made a 3-pointer in 15 of his 20 contests.
- Pitched in 11 points in 17 minutes vs. St. Mary of the Woods (12/15).
- Knocked down a perfect 4-of-4 free throws vs. Eastern Illinois (12/19).
- Came off the bench to score a career-high 22 points and made a career-best six 3-pointers at UT Martin (1/4). Also posted a career-high four blocks against the Skyhawks.
- Finished with double-digit points on nine occasions.
- Pitched in 19 points and buried three 3-pointers vs. UT Martin (1/30).
- Averages 9.4 points and 2.9 rebounds per game as Southeast Missouri's fourth-leading scorer.

Stacker's Game-by-Game Statistics

2024-25	FG	3P	FT	O/D	REB	F	PTS	A	TO	B	S	M
at Bradley	DNP	-	-	-	-	-	-	-	-	-	-	-
at Vanderbilt	DNP	-	-	-	-	-	-	-	-	-	-	-
Crowley's Ridge Coll.	DNP	-	-	-	-	-	-	-	-	-	-	-
Chattanooga	DNP	-	-	-	-	-	-	-	-	-	-	-
at Central Arkansas	DNP	-	-	-	-	-	-	-	-	-	-	-
vs. UNC Asheville	DNP	-	-	-	-	-	-	-	-	-	-	-
Kansas City	3-8	1-4	3-4	1/2	3	1	10	2	0	1	1	17
at Lipscomb	1-6	1-3	0-0	0/0	0	3	3	1	2	0	0	11
at Murray State	1-4	1-2	0-0	0/1	1	2	3	0	0	0	0	15
St. Mary of the Woods	4-10	1-5	2-4	2/3	5	0	11	1	1	0	3	17
Eastern Illinois	0-0	0-0	4-4	0/0	0	0	4	1	0	0	0	14
SIU Edwardsville	2-6	0-1	0-0	0/4	4	2	4	1	0	3	0	24
Westminster*	7-11	1-5	1-2	0/5	5	0	16	3	1	0	0	18
at Tennessee State	2-6	0-1	4-4	2/0	2	2	8	0	1	0	0	21
at UT Martin	8-13	6-9	0-0	1/0	1	0	22	2	0	4	0	27
Southern Indiana	3-6	1-3	6-7	1/6	7	2	13	3	0	0	0	24
Morehead State	1-7	0-4	0-0	1/0	1	2	2	0	1	0	0	18
Little Rock	2-7	0-2	4-6	3/4	7	2	8	3	1	1	2	27
at Tennessee Tech	4-8	1-1	4-4	0/4	4	1	13	0	2	0	0	20
at Lindenwood	1-5	1-4	0-0	0/1	1	5	3	4	0	1	1	17
at Western Illinois	3-6	1-2	0-0	1/1	2	0	7	1	0	0	2	31
UT Martin	6-8	3-4	4-5	1/1	2	1	19	2	1	1	1	25
Tennessee State	1-2	1-2	6-8	0/0	0	3	9	2	2	0	0	23
at Morehead State	2-5	1-2	0-0	1/1	2	5	2	5	2	0	0	13
at Southern Indiana	6-7	3-3	1-2	1/5	6	3	16	0	2	0	1	32
at Little Rock	2-6	1-4	2-2	0/4	4	0	7	1	1	0	2	23
Tennessee Tech	5-6	4-5	0-0	0/3	3	0	14	1	2	0	1	24
Western Illinois												
Lindenwood												
at SIU Edwardsville												
at Eastern Illinois												

• - Game Started

2024-25 SEASON-HIGHS

Points	22	at UT Martin (1/4/25)
Total Rebounds	7	2x, last vs. Little Rock (1/14/25)
Offensive Rebounds	3	vs. Little Rock (1/14/25)
Defensive Rebounds	6	vs. Southern Indiana (1/9/25)
Field Goals Made	8	at UT Martin (1/4/25)
Field Goals Attempted	13	at UT Martin (1/4/25)
3-Point Field Goals Made	6	at UT Martin (1/4/25)
3-Point Field Goals Attempted	9	at UT Martin (1/4/25)
Free Throws Made	6	2x, last vs. Tennessee State (2/1/25)
Free Throws Attempted	8	vs. Tennessee State (2/1/25)
Assists	4	at Lindenwood (1/23/25)
Blocks	4	at UT Martin (1/4/25)
Steals	3	vs. St. Mary of the Woods (12/15/24)
Minutes	32	at Southern Indiana (2/8/25)

CAREER-HIGHS

Points	22	at UT Martin (1/4/25)
Total Rebounds	7	4x, last vs. Little Rock (1/14/25)
Offensive Rebounds	3	3x, last vs. Little Rock (1/14/25)
Defensive Rebounds	6	2x, last vs. Southern Indiana (1/9/25)
Field Goals Made	8	at UT Martin (1/4/25)
Field Goals Attempted	13	2x, last at UT Martin (1/4/25)
3-Point Field Goals Made	6	at UT Martin (1/4/25)
3-Point Field Goals Attempted	9	at UT Martin (1/4/25)
Free Throws Made	7	vs. Morehead State (12/31/23)
Free Throws Attempted	8	3x, last vs. Tennessee State (2/1/25)
Assists	5	vs. Harris-Stowe (2/6/23)
Blocks	4	at UT Martin (1/4/25)
Steals	4	at Morehead State (2/29/24)
Minutes	32	2x, last at Southern Indiana (2/8/25)

Stacker's Career Statistics at Southeast Missouri

Overall																	
Season	G-GS	Min	Avg	FG-FGA	Pct	3FG-3FGA	Pct	FT-FTA	Pct	Off	Def	Tot	Avg	PF	FO	A	TO
2023-24	30-26	606	20.2	73-178	.410	15-51	.294	60-74	.811	31	63	94	3.1	70	1	21	35
2024-25	21-1	442	21.0	64-137	.467	28-66	.424	41-52	.788	15	45	60	2.9	31	1	30	17
Total	51-27	1048	20.5	137-315	.435	43-117	.368	101-126	.802	46	108	154	3.0	101	2	51	52
Ohio Valley Conference Games Only																	
Season	G-GS	Min	Avg	FG-FGA	Pct	3FG-3FGA	Pct	FT-FTA	Pct	Off	Def	Tot	Avg	PF	FO	A	TO
2023-24	17-14	363	21.4	38-85	.447	8-25	.320	42-48	.875	19	36	55	3.2	42	1	12	13
2024-25	16-0	364	22.8	48-98	.490	23-47	.489	35-42	.833	12	34	46	2.9	25	1	23	13
Total	33-14	727	22.0	86-183	.470	31-72	.431	77-90	.856	31	70	101	3.1	67	2	35	26

2024-25 REDHAWKS

WESTERN ILLINOIS
FEBRUARY 20

6-7 / 215 / Jr.
Santa Monica, Calif.
Crossroads H.S.
Pensacola State
College

15
FORWARD

BRENDAN TERRY

2024-25 Notes

- Started Southeast Missouri's 27 games.
- Averages 10.9 points and 4.1 rebounds per contest as SEMO's third-leading scorer.
- Leads the team with 21 blocks, ranks second in rebounding and is second in steals (39).
- Recorded seven points in his first career NCAA Division I start at Bradley (11/4).
- Did not miss a field goal (3-of-3), had one block and collected two steals in 13 minutes against the Braves.
- Scored double figures in 15 of his last 21 starts.
- Finished with a career-high 20 points and made 10-of-11 free throws vs. Tennessee State (2/1).
- Registered double-digit points in five-straight starts from Dec. 8-29.
- Pulled down a season-best eight rebounds vs. UNC Asheville (11/22) and SIU Edwardsville (12/21).
- Logged a season-high 33 minutes vs. Morehead State (1/11) and at Little Rock (2/11).

Prior to Southeast Missouri

- Played two seasons at Pensacola State College.
- As a sophomore, started 20 games and averaged 21 minutes per contest.
- Averaged 7.7 points and seven rebounds as his team's top rebounder and fourth-leading scorer.
- Registered a team-high 19 blocks and shot 50.3 percent (78-of-155) from the field.
- Participated in 29 games and logged six starts during his freshman year in 2022-23.
- Averaged 5.8 points and 3.9 rebounds and made 58.7 percent (71-of-121) of his field goals that year.
- Won a State Championship in 2018 at Crossroads High School.
- Was named Dual Sport Player of the Year (Basketball & Baseball) by the LA Times.

Terry's Game-by-Game Statistics

2024-25	FG	3P	FT	O/D	REB	F	PTS	A	TO	B	S	M
at Bradley*	3-3	0-0	1-4	0/0	0	3	7	0	3	1	2	13
at Vanderbilt*	2-5	0-0	0-0	1/3	4	2	4	2	1	1	0	20
Crowley's Ridge Coll.*	1-1	0-0	0-0	0/0	0	2	2	1	0	1	3	11
Chattanooga*	4-6	0-0	0-0	1/2	3	5	8	1	2	0	1	14
at Central Arkansas*	1-3	0-0	2-4	2/0	2	2	4	1	3	0	2	21
vs. UNC Asheville*	2-5	0-0	3-4	2/6	8	2	7	0	1	0	1	24
Kansas City*	6-7	0-0	2-2	2/4	6	2	14	1	1	0	1	23
at Lipscomb*	2-4	0-0	0-0	0/2	2	4	4	0	2	1	3	16
at Murray State*	4-5	0-0	4-6	2/4	6	4	12	0	3	0	0	20
St. Mary of the Woods*	7-7	0-0	3-4	2/2	4	1	17	1	0	0	3	20
Eastern Illinois*	6-8	0-0	1-5	1/2	3	3	13	1	3	3	2	26
SIU Edwardsville*	7-9	0-0	3-4	1/7	8	2	17	1	1	0	0	29
Westminster*	4-5	0-0	2-2	3/1	4	1	10	3	3	0	3	14
at Tennessee State*	3-5	0-0	3-4	2/1	3	4	9	5	0	0	3	25
at UT Martin*	4-5	0-0	0-2	3/1	4	4	9	0	1	2	0	28
Southern Indiana*	3-4	0-0	6-8	2/3	5	5	12	1	0	1	2	21
Morehead State*	6-8	0-0	1-2	1/5	6	2	13	0	2	1	0	33
Little Rock*	4-8	0-0	4-5	3/2	5	2	12	0	2	1	2	31
at Tennessee Tech*	3-6	0-0	3-4	2/3	5	3	9	2	3	1	1	31
at Lindenwood*	6-8	0-0	2-4	1/3	4	2	14	2	2	0	0	23
at Western Illinois*	7-12	0-0	5-7	0/3	3	0	19	2	2	1	1	27
UT Martin*	2-2	0-0	0-0	0/1	1	5	4	0	0	0	0	13
Tennessee State*	5-10	0-0	10-11	5/1	6	3	20	1	1	1	1	31
at Morehead State*	4-8	0-0	0-0	2/2	4	3	8	4	3	1	2	25
at Southern Indiana*	6-10	0-0	5-8	2/5	7	2	17	2	4	1	2	31
at Little Rock*	4-6	0-0	6-6	2/4	6	0	14	3	3	2	4	33
Tennessee Tech*	7-9	1-1	0-0	1/1	2	2	15	1	2	2	0	22

Western Illinois

Lindenwood

at SIU Edwardsville

at Eastern Illinois

• - Game Started

2024-25 SEASON/CAREER-HIGHS

Points	20	vs. Tennessee State (2/1/25)
Total Rebounds	8	2x, last vs. SIU Edwardsville (12/21/24)
Offensive Rebounds	5	vs. Tennessee State (2/1/25)
Defensive Rebounds	7	vs. SIU Edwardsville (12/21/24)
Field Goals Made	7	4x, last vs. Tennessee Tech (2/15/25)
Field Goals Attempted	12	at Western Illinois (1/25/25)
3-Point Field Goals Made	1	vs. Tennessee Tech (2/15/25)
3-Point Field Goals Attempted	1	vs. Tennessee Tech (2/15/25)
Free Throws Made	10	vs. Tennessee State (2/1/25)
Free Throws Attempted	11	vs. Tennessee State (2/1/25)
Assists	5	at Tennessee State (1/2/25)
Blocks	3	vs. Eastern Illinois (12/19/24)
Steals	4	at Little Rock (2/11/25)
Minutes	33	vs. Morehead State (1/11/25)

Terry's Career Statistics at Southeast Missouri

Overall

Season	G-GS	Min	Avg	FG-FGA	Pct	3FG-3FGA	Pct	FT-FTA	Pct	Off	Def	Tot	Avg	PF	FO	A	TO	Blk	Stl	Pts	Avg
2024-25	27-27	625	23.1	113-169	.669	1-1	1.000	66-96	.688	43	68	111	4.1	70	3	35	48	21	39	293	10.9

Ohio Valley Conference Games Only

Season	G-GS	Min	Avg	FG-FGA	Pct	3FG-3FGA	Pct	FT-FTA	Pct	Off	Def	Tot	Avg	PF	FO	A	TO	Blk	Stl	Pts	Avg
2024-25	16-16	429	26.8	77-118	.653	1-1	1.000	49-70	.700	28	44	72	4.5	42	2	25	29	17	20	204	12.8



WESTERN ILLINOIS
FEBRUARY 20

2024-25 REDHAWKS



6-3 / 195 / So.
Bowling Green, Ky.
Warren Central H.S.
Olney Central College

3
GUARD

DAMARION WALKUP

2024-25 Notes

- Came off the bench in 23 contests.
- Scored double figures four times with 11 points in his first career NCAA Division I game at Bradley (11/4), 23 vs. Crowley's Ridge (11/13), 11 at Central Arkansas (11/21) and 14 vs. Westminster (12/29).
- Averages 3.7 points per game.
- Made a season-high four 3-pointers vs. both Crowley's Ridge (11/13) and Westminster (12/29).

Prior to Southeast Missouri

- Tabbed Great Rivers Athletic Conference and Region 24 Player of the Year as a freshman at Olney Central College in 2023-24.
- Led the Blue Knights and the GRAC in scoring with 18.5 points per game and was second on the team with 65 three-pointers made.
- Dished out 44 assists, collected 35 steals and added 11 blocks.
- Started 15 games and averaged 4.4 rebounds per contest.
- Averaged 19.3 points per game in conference play leading OCC to the 2023-24 GRAC title.
- Won a State Championship at Warren Central High School when his team went 36-1 his senior year.

Walkup's Game-by-Game Statistics

2024-25	FG	3P	FT	O/D	REB	F	PTS	A	TO	B	S	M
at Bradley	3-9	2-6	3-4	2/2	4	1	11	1	3	0	1	27
at Vanderbilt	0-1	0-1	2-2	0/3	3	1	2	1	1	0	0	19
Crowley's Ridge Coll.	8-14	4-10	3-3	2/4	6	1	23	1	2	0	2	26
Chattanooga	0-1	0-0	0-0	0/1	1	3	0	1	0	0	0	10
at Central Arkansas	4-8	3-7	0-0	0/2	2	1	11	2	0	1	0	29
vs. UNC Asheville	0-5	0-3	1-2	0/1	1	1	1	0	1	0	0	15
Kansas City	0-2	0-2	0-0	1/1	2	1	0	1	0	0	2	9
at Lipscomb	3-7	2-3	0-0	1/1	2	0	8	1	2	0	0	17
at Murray State	1-4	1-2	0-0	0/1	1	2	3	0	0	0	0	17
St. Mary of the Woods	0-4	0-4	2-2	0/2	2	1	2	1	1	0	0	13
Eastern Illinois	DNP	-	-	-	-	-	-	-	-	-	-	-
SIU Edwardsville	1-4	0-1	0-0	1/2	3	1	2	1	0	0	0	13
Westminster	5-11	4-10	0-0	1/3	4	0	14	0	0	1	3	24
at Tennessee State	0-1	0-1	0-0	0/0	0	0	0	0	0	0	0	2
at UT Martin	0-1	0-0	0-0	1/0	1	1	0	0	1	0	1	9
Southern Indiana	0-0	0-0	0-0	0/0	0	0	0	0	1	0	0	4
Morehead State	1-1	0-0	1-2	0/0	0	0	3	0	0	0	1	8
Little Rock	DNP	-	-	-	-	-	-	-	-	-	-	-
at Tennessee Tech	DNP	-	-	-	-	-	-	-	-	-	-	-
at Lindenwood	0-1	0-1	2-2	0/0	0	0	2	0	0	0	0	5
at Western Illinois	0-0	0-0	0-0	0/0	0	0	0	0	1	0	0	4
UT Martin	0-0	0-0	0-0	0/0	0	0	0	0	1	0	0	2
Tennessee State	0-0	0-0	0-0	0/1	1	0	0	0	1	0	0	1
at Morehead State	1-2	0-1	0-0	0/2	2	1	2	0	1	0	0	7
at Southern Indiana	0-0	0-0	0-0	0/0	0	0	0	0	0	0	0	2
at Little Rock	DNP	-	-	-	-	-	-	-	-	-	-	-
Tennessee Tech	0-0	0-0	0-0	1/0	1	0	0	0	0	0	0	4
Western Illinois												
Lindenwood												
at SIU Edwardsville												
at Eastern Illinois												

• - Game Started

2024-25 SEASON/CAREER-HIGHS

Points	23	vs. Crowley's Ridge (11/13/24)
Total Rebounds	6	vs. Crowley's Ridge (11/13/24)
Offensive Rebounds	2	2x, last vs. Crowley's Ridge (11/13/24)
Defensive Rebounds	4	vs. Crowley's Ridge (11/13/24)
Field Goals Made	8	vs. Crowley's Ridge (11/13/24)
Field Goals Attempted	14	vs. Crowley's Ridge (11/13/24)
3-Point Field Goals Made	4	2x, last vs. Westminster (12/29/24)
3-Point Field Goals Attempted	10	2x, last vs. Westminster (12/29/24)
Free Throws Made	3	2x, last vs. Crowley's Ridge (11/13/24)
Free Throws Attempted	4	at Bradley (11/4/24)
Assists	2	at Central Arkansas (11/21/24)
Blocks	1	at Central Arkansas (11/21/24)
Steals	3	vs. Westminster (12/29/24)
Minutes	29	at Central Arkansas (11/21/24)

Walkup's Career Statistics at Southeast Missouri

Overall																	
Season	G-GS	Min	Avg	FG-FGA	Pct	3FG-3FGA	Pct	FT-FTA	Pct	Off	Def	Tot	Avg	PF	FO	A	TO
2024-25	23-0	267	11.6	27-76	.355	16-52	.308	14-17	.824	10	26	36	1.6	15	0	10	16
Ohio Valley Conference Games Only																	
Season	G-GS	Min	Avg	FG-FGA	Pct	3FG-3FGA	Pct	FT-FTA	Pct	Off	Def	Tot	Avg	PF	FO	A	TO
2024-25	12-0	61	5.1	3-10	.300	0-4	.000	3-4	.750	3	5	8	0.7	3	0	1	6

2024-25 REDHAWKS

WESTERN ILLINOIS
FEBRUARY 206-0 / 180 / So.
St. Louis, Mo.
Chaminade College Prep2
GUARD

BJ WARD

2024-25 Notes

- Scored double figures in 12 games.
- Was in the starting lineup for the last 26 contests.
- Ranks fifth on the team in scoring with nine points per game and is second with 43 three-pointers made. Is also 22-of-23 at the free throw line.
- Made a nice season debut when he scored 17 points off the bench at Bradley (11/4).
- Made 7-of-10 field goals and buried three 3-pointers in 21 minutes.
- Scored 14 of his points in 11 minutes during the first half.
- In his first start of the season at Vanderbilt (11/10), poured in a career-best 22 points and made a career-high six 3-pointers.
- Turned in his first career double-double with 11 points and 10 rebounds vs. Crowley's Ridge (11/13).
- Scored 19 points at Central Arkansas (11/21) and followed that up with 10 vs. UNC Asheville (11/22) a day later.
- Pitched in 18 points vs. SIU Edwardsville (12/21).
- Ranks second on the team in assists (65) and third in steals (28).
- Made the game-tying 3-pointer with 11 seconds left vs. Little Rock (1/14).

Ward's Game-by-Game Statistics

2024-25	FG	3P	FT	O/D	REB	F	PTS	A	TO	B	S	M
at Bradley	7-10	3-5	0-0	0/0	0	2	17	1	2	0	3	21
at Vanderbilt*	8-13	6-7	0-0	0/1	1	4	22	5	0	0	0	34
Crowley's Ridge Coll.*	4-8	1-4	2-2	1/9	10	1	11	7	3	0	1	24
Chattanooga*	5-10	1-5	2-2	1/2	3	4	13	3	2	0	1	33
at Central Arkansas*	6-13	4-9	3-3	0/1	1	2	19	2	3	0	0	31
vs. UNC Asheville*	3-9	2-3	2-2	0/0	0	5	10	1	0	0	1	29
Kansas City*	0-9	0-4	0-0	3/3	6	5	0	2	0	0	3	29
at Lipscomb*	3-5	0-0	0-0	0/1	1	0	6	3	3	0	1	29
at Murray State*	2-8	0-2	0-0	0/1	1	1	4	1	3	0	0	29
St. Mary of the Woods*	3-11	0-6	0-0	0/2	2	0	6	5	2	0	1	32
Eastern Illinois*	1-3	1-2	2-2	1/0	1	2	5	4	2	1	1	29
SIU Edwardsville*	6-14	4-10	2-2	0/4	4	0	18	4	1	0	0	34
Westminster*	0-3	0-2	1-1	1/2	3	1	1	4	0	0	1	23
at Tennessee State*	1-9	0-3	5-6	0/5	5	1	7	2	0	0	0	34
at UT Martin*	1-4	0-3	2-2	1/0	1	0	4	4	2	0	2	33
Southern Indiana*	5-13	4-9	0-0	2/6	8	3	14	1	2	1	1	31
Morehead State*	1-11	0-4	0-0	1/2	3	1	2	1	0	0	2	33
Little Rock*	2-6	2-3	0-0	0/2	2	1	6	1	2	0	1	26
at Tennessee Tech*	3-8	3-7	0-0	1/2	3	2	9	2	1	0	1	25
at Lindenwood*	4-14	2-8	0-0	0/0	0	4	10	0	1	0	0	31
at Western Illinois*	3-6	0-2	1-1	0/0	0	4	7	0	0	0	0	17
UT Martin*	6-8	3-5	0-0	0/0	0	3	15	5	2	0	3	34
Tennessee State*	3-6	1-2	0-0	0/1	1	2	7	0	2	0	0	24
at Morehead State*	6-12	4-7	0-0	1/1	2	2	16	2	0	0	0	37
at Southern Indiana*	0-1	0-1	0-0	0/1	1	4	0	0	1	0	0	14
at Little Rock*	2-8	0-4	0-0	2/2	4	1	4	2	0	1	1	31
Tennessee Tech*	4-8	2-5	0-0	1/0	1	0	10	3	1	0	4	29

Western Illinois

Lindenwood

at SIU Edwardsville

at Eastern Illinois

• - Game Started

2024-25 SEASON-HIGHS

Points	22	at Vanderbilt (11/10/24)
Total Rebounds	10	vs. Crowley's Ridge (11/13/24)
Offensive Rebounds	3	vs. Kansas City (11/30/24)
Defensive Rebounds	9	vs. Crowley's Ridge (11/13/24)
Field Goals Made	8	at Vanderbilt (11/10/24)
Field Goals Attempted	14	2x, last at Lindenwood (1/23/25)
3-Point Field Goals Made	6	at Vanderbilt (11/10/24)
3-Point Field Goals Attempted	10	vs. SIU Edwardsville (12/21/24)
Free Throws Made	5	at Tennessee State (1/2/25)
Free Throws Attempted	6	at Tennessee State (1/2/25)
Assists	7	vs. Crowley's Ridge (11/13/24)
Blocks	1	3x, last at Little Rock (2/11/25)
Steals	4	vs. Tennessee Tech (2/15/25)
Minutes	37	at Morehead State (2/6/25)

CAREER-HIGHS

Points	22	at Vanderbilt (11/10/24)
Total Rebounds	10	vs. Crowley's Ridge (11/13/24)
Offensive Rebounds	3	vs. Kansas City (11/30/24)
Defensive Rebounds	9	vs. Crowley's Ridge (11/13/24)
Field Goals Made	8	at Vanderbilt (11/10/24)
Field Goals Attempted	14	2x, last at Lindenwood (1/23/25)
3-Point Field Goals Made	6	at Vanderbilt (11/10/24)
3-Point Field Goals Attempted	10	vs. SIU Edwardsville (12/21/24)
Free Throws Made	5	at Tennessee State (1/2/25)
Free Throws Attempted	6	at Tennessee State (1/2/25)
Assists	7	3x, last vs. Crowley's Ridge (11/13/24)
Blocks	1	5x, last at Little Rock (2/11/25)
Steals	4	vs. Tennessee Tech (2/15/25)
Minutes	37	at Morehead State (2/6/25)

Ward's Career Statistics at Southeast Missouri

Overall

Season	G-GS	Min	Avg	FG-FGA	Pct	3FG-3FGA	Pct	FT-FTA	Pct	Off	Def	Tot	Avg	PF	FO	A	TO	Blk	Stl	Pts	Avg
2023-24	29-2	541	18.7	47-150	.313	11-68	.162	10-17	.588	6	32	38	1.3	30	0	55	24	2	17	115	4.0
2024-25	27-26	777	28.8	89-230	.387	43-122	.352	22-23	.957	16	48	64	2.4	55	2	65	35	3	28	243	9.0
Total	56-28	1318	23.5	136-380	.358	54-190	.284	32-40	.800	22	80	102	1.8	85	2	120	59	5	45	358	6.4

Ohio Valley Conference Games Only

Season	G-GS	Min	Avg	FG-FGA	Pct	3FG-3FGA	Pct	FT-FTA	Pct	Off	Def	Tot	Avg	PF	FO	A	TO	Blk	Stl	Pts	Avg
2023-24	17-2	275	16.2	25-82	.305	5-34	.147	6-11	.545	3	14	17	1.0	10	0	25	14	0	8	61	3.6
2024-25	16-16	463	28.9	48-131	.366	26-75	.347	12-13	.923	10	26	36	2.3	30	0	31	17	3	16	134	8.4
Total	33-18	738	22.4	73-213	.343	31-109	.284	18-24	.750	13	40	53	1.6	40	0	56	31	3	24	195	5.9



WESTERN ILLINOIS
FEBRUARY 20

2024-25 REDHAWKS



6-2 / 175 / Sr.
Blytheville, Ark.
Blytheville H.S.
Texas A&M-CC

10
GUARD

TEDDY WASHINGTON JR.

2024-25 Notes

- Started 26 games.
- Southeast Missouri's leading scorer with 13.9 points per game.
- Tops the team in rebounds with 5.5 per contest.
- Scored double figures in 19 games, including 13 of his last 18 starts.
- Turned in a double-double three times when he had 18 points and 10 rebounds vs. Crowley's Ridge (11/13), 25 points and 10 boards vs. Chattanooga (11/17) and 28 points and 10 rebounds in his first career Ohio Valley Conference start vs. Eastern Illinois (12/19).
- Dropped in a season-high 28 points on two occasions vs. Kansas City (11/30) and Eastern Illinois (12/19).
- Scored over 20 points on four occasions.
- Is 10th in the Ohio Valley Conference in scoring, 14th in rebounding, 11th in 3-point field goals made (45) and third in steals (47).
- Leads the team with 45 three-pointers made and is first in steals.
- Scored 13 points and made the game-winning shot with two seconds left in overtime to beat Tennessee State (2/1).
- Made two free throws with 2.4 seconds left to seal SEMO's win at Southern Indiana (2/8).

Prior to Southeast Missouri

- Saw action in 27 games and made one start at Texas A&M-Corpus Christi in 2023-24.
- Finished second on the team with 37 steals for an average of 1.4 per game.
- Had 10 multi-steal games, including six with three or more.
- Posted a season-high four steals vs. New Orleans.
- Scored double figures six times, pulled down 70 rebounds and dished out 28 assists.
- Played one season at Moberly Area Community College, one at Shawnee Community College and one at Pensacola State College.
- Earned All-Region honors and was the recipient of the team's Leadership Award at Moberly Area CC.
- Guided Moberly Area CC to a 30-4 record and No. 4 national ranking.
- Garnered All-State and All-Conference laurels at Blytheville High School.

Washington, Jr.'s Game-by-Game Statistics

2024-25	FG	3P	FT	O/D	REB	F	PTS	A	TO	B	S	M
at Bradley*	2-13	0-5	0-0	0/5	5	1	4	2	2	0	2	28
at Vanderbilt*	8-16	2-6	1-2	0/3	3	2	19	1	1	1	1	20
Crowley's Ridge Coll.*	8-15	2-7	0-0	3/7	10	0	18	3	1	1	0	23
Chattanooga*	10-21	2-10	3-4	1/9	10	0	25	4	1	0	3	38
at Central Arkansas*	7-20	3-10	2-2	2/6	8	5	19	2	1	0	0	28
vs. UNC Asheville*	6-16	2-8	1-2	0/7	7	4	15	3	2	0	2	31
Kansas City*	10-18	7-12	1-2	0/5	5	1	28	2	5	0	2	31
at Lipscomb*	3-8	1-3	0-0	0/3	3	1	7	1	2	0	0	25
at Murray State*	4-11	2-4	2-2	0/2	2	0	12	1	2	0	0	34
St. Mary of the Woods* 4-9	1-5	3-3	1/5	6	3	12	7	1	1	1	3	24
Eastern Illinois*	8-15	5-10	7-7	1/9	10	1	28	1	1	0	0	38
SIU Edwardsville*	6-13	2-4	3-3	1/6	7	2	17	3	1	0	2	33
Westminster	DNP	-	-	-	-	-	-	-	-	-	-	-
at Tennessee State*	3-12	2-9	3-4	0/2	2	1	11	1	4	1	7	37
at UT Martin*	5-13	3-7	2-4	1/8	9	1	15	3	3	2	1	35
Southern Indiana*	3-10	0-4	2-3	0/2	2	1	8	2	4	1	0	34
Morehead State*	1-7	0-2	4-5	0/3	3	2	6	0	1	1	1	33
Little Rock*	3-14	2-8	4-5	0/3	3	5	12	4	1	2	3	34
at Tennessee Tech*	7-18	1-4	2-3	0/1	1	3	17	4	0	1	3	37
at Lindenwood*	3-10	1-3	4-4	2/5	7	4	11	2	3	0	3	34
at Western Illinois*	2-7	2-5	0-0	0/6	6	3	6	5	1	0	2	27
UT Martin*	2-9	1-7	6-7	0/7	7	3	11	2	1	1	2	33
Tennessee State*	6-12	1-6	0-0	1/3	4	4	13	2	0	0	3	36
at Morehead State*	2-6	0-1	1-2	0/6	6	3	5	2	0	0	1	27
at Southern Indiana*	6-14	1-4	4-6	2/5	7	2	17	2	0	1	1	37
at Little Rock*	2-8	1-6	0-0	2/3	5	3	5	2	4	0	3	34
Tennessee Tech*	8-19	1-8	4-4	0/3	3	1	21	1	1	0	1	36
Western Illinois												
Lindenwood												
at SIU Edwardsville												
at Eastern Illinois												

• - Game Started

2024-25 SEASON/CAREER-HIGHS

Points	28	2x, last vs. Eastern Illinois (12/19/24)
Total Rebounds	10	3x, last vs. Eastern Illinois (12/19/24)
Offensive Rebounds	3	vs. Crowley's Ridge (11/13/24)
Defensive Rebounds	9	2x, last vs. Eastern Illinois (12/19/24)
Field Goals Made	10	2x, last vs. Kansas City (11/30/24)
Field Goals Attempted	21	vs. Chattanooga (11/17/24)
3-Point Field Goals Made	7	vs. Kansas City (11/30/24)
3-Point Field Goals Attempted	12	vs. Kansas City (11/30/24)
Free Throws Made	7	vs. Eastern Illinois (12/19/24)
Free Throws Attempted	7	2x, last vs. UT Martin (1/30/25)
Assists	7	vs. St. Mary of the Woods (12/15/24)
Blocks	2	2x, last vs. Little Rock (1/14/25)
Steals	7	at Tennessee State (1/2/25)
Minutes	38	2x, last vs. Eastern Illinois (12/19/24)

Washington, Jr.'s Career Statistics at Southeast Missouri

Overall																	
Season	G-GS	Min	Avg	FG-FGA	Pct	3FG-3FGA	Pct	FT-FTA	Pct	Off	Def	Tot	Avg	PF	FO	A	TO
2024-25	26-26	842	32.4	129-337	.383	45-162	.278	59-74	.797	17	126	143	5.5	58	2	64	44
Ohio Valley Conference Games Only																	
Season	G-GS	Min	Avg	FG-FGA	Pct	3FG-3FGA	Pct	FT-FTA	Pct	Off	Def	Tot	Avg	PF	FO	A	TO
2024-25	16-16	547	34.2	67-187	.358	23-90	.256	46-57	.807	10	72	82	5.1	39	1	36	25
Season	G-GS	Min	Avg	FG-FGA	Pct	3FG-3FGA	Pct	FT-FTA	Pct	Off	Def	Tot	Avg	PF	FO	A	TO
2024-25	16-16	547	34.2	67-187	.358	23-90	.256	46-57	.807	10	72	82	5.1	39	1	36	25

SOUTHEAST MISSOURI BASKETBALL NOTES

GAME SUMMARIES

WESTERN ILLINOIS
FEBRUARY 20

PEORIA, Ill. - BJ Ward scored a career-high 17 points and Southeast Missouri dropped its season-opener to preseason Missouri Valley Conference favorite Bradley, 88-60, at Carver Arena.

Ward scored 14 of his points in the first half and surpassed his previous career-best of 13 vs. Tennessee Tech on Feb. 8, 2024.

His effort, however, wasn't enough against a hot shooting BU team that hit 55.6 percent (30-of-54) of its field goals and buried 10 three-pointers.

The Braves were on fire from the get-go making six of their first seven shots to grab an early 15-2 lead 4:17 into the contest. BU made its first five field goals with Darius Hannah and Christian Davis scoring five points each to key the stretch.

BU led as many as 29 with a little over three minutes left before polishing off its victory.

Ward finished at 7-of-10 from the field and 3-of-5 from long range. He also dished out one assist and had a team-high three steals.

Damarion Walkup followed with 11 points off the bench.



NASHVILLE, Tenn. - BJ Ward poured in a career-high 22 points and made six 3-pointers as Southeast Missouri gave Southeastern Conference member Vanderbilt all it could handle in a 85-76 loss.

As a team, SEMO made 12 three-pointers and shot 52.2 percent from long range. The Redhawks outscored VU, 36-9, from beyond the arc.

Behind Ward's first three 3-pointers, SEMO started strong out of the gate.

The Redhawks made four of their first seven shots and

proceeded to take their first double-digit lead of the season at 16-6 on Ward's third trey with 14 minutes remaining in the first half.

The Commodores then went ahead for the first time when Tyler Nickel scored a layup and never trailed again after that.

Ward shot 8-of-13 from the field with a career-best 6-of-7 three-pointers in his first start of the season.

Teddy Washington, Jr. followed with 19 points and TJ Biel chipped in 12.

Official Basketball Box Score - Final
Southwest Mo. St. at Bradley
11/04/24 Carver Arena, Peoria
2024-25 Men's BasketballGame Time: 7:00 PM
Game Duration: 1:50
Attendance: 5,014

Officials: Ed Crenshaw, Mick Fieldbinder, Wesley Harper

Southeast Mo. St. - 60													Record: 0-1
NO. Name	Min	FG	3P	FT	Rebounds	Fouls	TP	AS	TO	ST	Blocks	BS BA +/-	Shooting By Period
15 Brendan Terry	12:57	3-3	0-0	1-4	0 0 0	3 2 7	0	3	2	1	0	-17	1st FG% 13-28 46.4%
1 Rob Martin	25:50	2-4	0-1	2-2	1 1 2	3 2 6	3	0	0	0	0	-24	FT% 0-0 0%
4 Troy Cole, Jr.	17:37	2-5	0-2	0-0	0 1 1	1 0 4	0	1	1	0	0	-21	2nd FG% 11-29 37.9%
3 TJ Biel	13:07	1-5	0-1	0-0	1 3 4	1 1 2	0	2	0	1	0	-17	3PT% 3-16 18.8%
10 Teddy Washington, Jr.	26:43	2-13	0-5	0-0	5 5 1	1 2 4	2	2	2	0	2	-19	FT% 6-10 60%
3 Damarion Walkup	26:34	3-9	2-6	3-4	2 2 4	1 2 11	1	3	1	0	0	-15	GM FG% 24-57 42.1%
22 Saxton Hoepker	09:25	0-1	0-0	0-0	0 0 0	2 0 0	0	0	1	0	0	-1	3PT% 6-23 26.1%
30 Elliot Lowndes	11:53	0-1	0-1	0-0	1 3 4	1 0 0	0	1	0	0	0	-11	FT% 6-10 60.0%
2 BJ Ward	21:19	7-10	3-5	0-0	0 0 0	2 0 17	1	2	3	0	0	-1	Dead Ball Rebounds: 2.0
35 Mason Hanback	08:00	1-1	0-0	0-0	0 0 0	2 0 2	0	0	1	0	0	-4	
55 Marquess Bell	17:25	2-4	1-2	0-0	2 2 2	0 5 1	2	0	5	1	0	-14	
18 David Idada	07:10	1-1	0-0	0-0	2 0 2	1 1 2	0	1	0	0	0	4	
Team					2 1 3	0 0 0							
Totals	24:57	6-23	6-10	9 18 27	20 10 60	8 17 11	2 3 28						

Technical Fouls: NONE

Bradley - 88													Record: 1-0	
NO. Name	Min	FG	3P	FT	Rebounds	Fouls	TP	AS	TO	ST	Blocks	+/-	Shooting By Period	
1 Almar Atlasson	19:08	5-8	3-4	0-1	1 7 8	4 1 1	13	0	3	1	1	0	17	1 st FG% 17-28 60.7%
35 Darius Hannah	28:58	4-6	1-3	0-0	0 3 3	1 1 9	5	2	3	0	0	23	3PT% 7-13 53.8%	
3 Zek Montgomery	25:19	2-6	1-3	2-2	1 0 1	1 1 7	0	2	2	0	0	29	FT% 5-6 83.3%	
5 Christian Davis	28:21	6-7	2-3	1-1	2 4 6	1 2 15	3	3	1	1	0	29	2 nd FG% 13-26 50.0%	
21 Duke Deen	28:42	2-7	1-4	2-2	0 1 1	0 3 7	4	1	0	0	0	18	3PT% 3-10 30.0%	
0 Demarion Burch	20:52	3-3	1-1	2-3	0 2 2	1 1 3	9	2	1	1	0	8	GM FG% 30-54 55.6%	
14 Ahmet Jonovic	10:51	2-4	0-0	2-4	2 5 7	1 2 6	0	1	0	0	0	-1	3PT% 10-23 43.5%	
22 Jaquan Johnson	18:31	4-6	0-1	7-10	2 0 2	0 6 15	1	1	1	0	1	17	FT% 18-25 72.0%	
4 Corey Thomas	09:23	2-6	1-4	2-2	1 3 4	1 1 7	0	0	0	0	1	11		
2 Connor Dillon	04:29	0-0	0-0	0-0	1 0 1	0 0 0	0	0	1	1	0	-5		
10 Timothy Knapp	03:07	0-1	0-0	0-0	1 1 1	0 0 0	0	0	0	0	0	1		
25 Goanar Bilew	01:41	0-0	0-0	0-0	0 0 0	0 0 0	0	0	0	0	0	1		
34 Connor Linke	00:39	0-0	0-0	0-0	0 0 0	0 0 0	0	0	0	0	0	1		
Team					0 0 0	0 0 0								
Totals	30:54	10-23	18-25	10 26 36	10 20 88	15 16 10	3 2 28							

Technical Fouls: NONE

SEMO		BRAD		Points from		SEMO		BRAD		Period by Period Scoring	
Biggest lead	0 (1st 20:00)	29 (2nd 4:07)		Turnovers	19 25					1st 2nd TOT	
Best Scoring Run	6 (1st 14:42)	11 (2nd 4:07)		Paint	26 34					SEMO 38 38 76	
Lead Changes	0			Second Chance	9 11						
Times Tied	0			Fast Breaks	5 12						
Time with Lead	00:00	39:35		Bench	37 37					BRAD 46 42 88	

Official Basketball Box Score - Final
Southeast Mo. St. at Vanderbilt
11/10/24 Memorial Gymnasium, Nashville, Tenn.
Vanderbilt vs. SEMOGame Time: 12:00 PM
Game Duration: 2:10
Attendance: 5,700

Officials: Joe Lindsay, Steven Anderson, Chase Shaw

Southeast Mo. St. - 76													Record: 0-2
NO. Name	Min	FG	3P	FT	Rebounds	Fouls	TP	AS	TO	ST	Blocks	BS BA +/-	Shooting By Period
15 Brendan Terry	20:09	2-5	0-0	0-0	1 3 4	2 3 4	2	1	0	1	0	-14	1st FG% 13-28 46.4%
1 Rob Martin	31:24	2-6	0-0	5-7	0 1 1	3 5 9	4	0	0	0	0	-15	3PT% 7-13 53.8%
2 BJ Ward	33:52	8-13	6-7	0-0	0 1 1	4 1 22	5	0	0	0	2	2	FT% 5-7 71.4%
4 Troy Cole, Jr.	12:09	3-7	0-2	0-0	1 2 3	5 0 6	0	0	1	0	1	-4	2nd FG% 15-35 42.9%
10 Teddy Washington, Jr.	33:14	8-19	2-8	1-2	0 5 5	4 4 19	3	2	2	1	0	-5	3PT% 5-12 41.7%
30 Elliot Lowndes	10:03	1-2	0-0	0-0	0 2 2	3 0 2	1	1	0	0	0	8	FT% 3-6 50%
5 TJ Biel	21:12	4-7	4-6	0-2	1 5 6	3 3 12	1	2	0	1	1	-4	GM FG% 28-63 44.4%
3 Damarion Walkup	18:36	0-1	0-1	2-2	0 3 3	1 1 2	1	1	0	0	0	-1	3PT% 12-25 48.0%
18 David Idada	00:57	0-0	0-0	0-0	0 0 0	0 0 0	0	0	1	0	0	-3	FT% 8-13 61.5%
55 Marquess Bell	04:22	0-1	0-0	0-0	0 0 0	1 0 0	0	1	0	0	0	-4	Dead Ball Rebounds: 3.0
22 Saxton Hoepker	06:18	0-2	0-1	0-0	0 2 2	3 0 0	0	0	0	0	0	-6	
35 Mason Hanback	07:44	0-0	0-0	0-0	0 2 2	2 0 0	0	1	0	0	0	3	
Team					1 2 3	0 0 0							
Totals	28:63	12-25	9-13	4 28 32	31 17 76	18 8 3	3 6 9						

Technical Fouls: Washington, Jr. 2nd 4:51

Vanderbilt - 85													Record: 2-0
NO. Name	Min	FG	3P	FT	Rebounds	Fouls	TP	AS	TO	ST	Blocks	BS BA +/-	Shooting By Period
5 Tyler Nickel	25:11	3-10	2-7	3-3	2 6 8	2 3 11	0	0	0	0	0	-1	1st FG% 12-34 35.3%
22 Jaylen Carey	20:41	2-6	0-1	2-2	2 3 5	2 1 6	0	2	0	0	0	10	3PT% 1-13 7.7%
99 Devin McGlockton	26:15	4-9	0-0	6-9	11 8 19	1 6 14	2	1	0	4	0	10	FT% 15-22 68.2%
1 Jason Edwards	27:28	4-10	1-4	9-9	0 3 3	2 6 17	1	1	0	0	0	18	2nd FG% 13-31 41.9%
4 Grant Huffman	18:39	1-2	0-1	2-2	0 1 1	1 2 4	3	0	0	0	0	6	3PT% 2-12 16.7%
2 MJ Collins	17:41	4-7	0-3	0-1	2 2 4	1 1 8	0	3	0	0	0	-6	FT% 17-19 89.5%
11 A.J. Hoggard	23:54	2-11	0-6	7-10	0 2 2	4 8 11	4	2	2	1	1	3	GM FG% 25-65 38.5%
3 Tyler Tanner	21:37	2-6	0-3	2-3	1 1 2	3 2 6	0	4	0	0	0	32	3PT% 3-25 12.0%
30 Chris Manon	14:51	2-3	0-0	2-2	2 4 6	2 1 6	0	0	1	1	1	7	FT% 32-41 78.0%
10 Jordan Williams	03:43	1-1	0-0	0-0	0 1 1	0 0 2	0	0	0	0	0	6	Dead Ball Rebounds: 1.0
Team					0 2 2	0 0 0							
Totals	25:65	3-25	32-41	20 33 53	18 30 65	10 9 7	6 3 9						

Technical Fouls: Hoggard 2nd 4:51

SEMO		Vandy		Points from		SEMO		Vandy		Period by Period Scoring	
Biggest lead	10 (1st 14:00)	13 (2nd 1:28)		Turnovers	8 12					1st 2nd TOT	
Best Scoring Run	8 (2nd 14:11)	9 (1st 8:30)		Paint	22 42					SEMO 38 38 76	
Lead Changes	1			Second Chance	0 22						
Times Tied	1			Fast Breaks	2 2						
Time with Lead	10:27	28:30		Bench	16 33					Vandy 40 45 85	

SOUTHEAST MISSOURI BASKETBALL NOTES



WESTERN ILLINOIS
FEBRUARY 20

GAME SUMMARIES



CAPE GIRARDEAU, Mo. - Damarion Walkup scored a game-high 23 points and Teddy Washington, Jr. and BJ Ward each turned in a double-double to lead Southeast Missouri to a dominating 93-38 win over Crowley's Ridge College.

Washington, Jr. and Ward each posted the first double-double of their careers with Washington, Jr. going for 18 points and 10 rebounds and Ward collecting 11 points and 10 boards.

It didn't take long for SEMO to put the game out of reach.

The Redhawks limited CRC to only six field goals and 17 points in the opening stanza en route to their commanding 47-17 halftime advantage.

At one time, the Pioneers missed 12-straight shots and didn't score for over six minutes.

Meanwhile, SEMO opened the game with a 26-5 run and never turned back.

As a team, SEMO drained 11 three-pointers finishing with more than 10 threes in a game for the second-straight contest.



CAPE GIRARDEAU, Mo. - Rob Martin matched a career-high 29 points and Teddy Washington, Jr. had a double-double 25 points and 10 rebounds as Southeast Missouri came up short in an 87-82 loss to Chattanooga.

Down, 83-79, with 36 seconds to go, Martin drained a 3-pointer to get SEMO within one 23 seconds later. His big 3-pointer came after Bash Wieland missed two free throws.

Following a 30-second timeout, Honor Huff was fouled and knocked down two free throws

to give UTC a 85-82 edge with 11 seconds.

The Redhawks had one last opportunity and Martin had a good look from the top of the arc, but his 3-point shot came off the rim and Jack Kostel made two free throws in the final seconds to seal the victory.

Martin's driving layup put SEMO ahead, 54-51, with just under 17 minutes to play before the momentum swung in the Mocs' direction.



Official Basketball Box Score - Final
Crowley's Ridge at Southeast Mo. St.
11/13/24 Show Me Center, Cape Girardeau
2024-25 Men's Basketball

Game Time: 6:30 PM
Game Duration: 1:58
Attendance: 745

Officials: Ed Crenshaw, Chance Wallesen, Bob Franklin

Crowley's Ridge - 38												
Record: 1-1												
NO.	Name	Min	FG	3P	FT	Rebounds	Fouls	TP	AS	TO	ST	Blocks
			M-A	M-A	M-A	OR DR TOT	PF	FD				BS BA
2	Braxton Cousins	24:18	2-9	0-1	3-4	0 2 2	3	4	7	3	1	0 2
0	Caleb Wade	G 22:17	1-6	0-5	0-0	0 3 3	1	1	2	0	1	0 0
5	Timquarian Johnson	G 24:57	0-6	0-3	0-0	1 4 5	2	1	0	0	3	2 0
10	Zak Brown	G 27:06	3-10	0-1	0-0	0 6 6	0	0	6	2	3	0 3
11	Arthur Johnson IV	G 11:53	1-2	0-0	0-0	1 1 2	1	0	2	0	0	1 0
25	Hayden Robinson	18:12	0-3	0-2	0-0	1 4 5	1	0	0	1	2	0 1
13	Jerrodney Tubbs	12:25	0-4	0-1	0-0	1 2 3	1	0	0	0	0	0 0
7	Gavin Hall	17:06	4-6	0-2	0-1	0 1 1	1	1	1	8	2	2 0
8	Trent McGowan	18:40	3-6	3-5	0-0	0 0 0	0	1	1	9	0	0 0
1	Shawn-Hudson Seagraves	06:02	0-2	0-1	0-0	0 0 0	0	0	0	0	0	0 0
24	Hunter Wilkerson	08:32	1-1	0-0	0-0	0 1 1	1	1	0	2	0	1 0
30	Josh Lazzarino	05:15	1-4	0-2	0-0	0 0 0	0	0	2	0	0	0 0
21	Peyton Griffith	03:17	0-0	0-0	0-0	0 0 0	0	0	0	1	1	0 0
Team						0 0 0				0	1	
Totals			16-59	3-23	3-5	4 24 28	12	8	38	9	18	7 1 5

Technical Fouls: NONE

Southeast Mo. St. - 93												
Record: 1-2												
NO.	Name	Min	FG	3P	FT	Rebounds	Fouls	TP	AS	TO	ST	Blocks
			M-A	M-A	M-A	OR DR TOT	PF	FD				BS BA
15	Brendan Terry	F 10:59	1-1	0-0	0-0	0 0 0	2	0	2	1	0	3
1	Rob Martin	G 25:25	3-8	1-1	0-0	0 1 1	0	1	7	7	2	0 1
2	BJ Ward	G 23:44	4-8	1-4	2-2	1 9 10	1	1	11	7	3	1 0
4	Troy Cole, Jr.	G 20:39	4-9	1-4	0-1	0 1 1	1	3	9	0	0	2 0
10	Teddy Washington, Jr.	G 23:39	8-15	2-7	0-0	3 7 10	0	1	18	3	1	0 1
30	Elliott Lowndes	13:41	3-6	0-1	1-2	1 2 3	1	2	7	1	0	2 0
3	Damarion Walkup	25:28	8-14	4-10	3-3	2 4 6	1	1	23	1	2	2 0
5	TJ Biel	17:44	3-8	2-6	2-2	1 4 5	1	2	10	1	0	0 0
35	Mason Harbuck	05:56	0-2	0-0	0-0	0 1 0	0	0	0	0	0	0 0
55	Marquess Bell	13:41	1-2	0-1	0-0	1 5 6	0	1	2	1	1	0 0
18	David Idada	09:24	1-1	0-0	0-0	1 2 3	1	0	2	0	1	0 0
22	Saxton Hoepker	09:40	1-2	0-1	0-0	2 2 4	0	0	2	0	0	1 0
Team						0 0 0				0	0	
Totals			37-76	11-35	8-10	13 37 50	8	12	93	22	9	10 5 1

Technical Fouls: NONE

CROW		SEMO		Points from		CROW		SEMO		Period by Period Scoring		
Biggest lead		0 (1 st 20:00)		57 (2 nd 1:32)		Turnovers		9 19		1st 2nd TOT		
Best Scoring Run		6 (1 st 0:12)		14 (1 st 9:51)		Paint		22 44		CROW 17 21 38		
Lead Changes		0		1		Second Chance		1 13		SEMO 47 46 93		
Times Tied						Fast Breaks		5 11				
Time with Lead		00:00		39:17		Bench		21 46				



Official Basketball Box Score - Final
Chattanooga at Southeast Mo. St.
11/17/24 Show Me Center, Cape Girardeau
2024-25 Men's Basketball

Game Time: 2:00 PM
Game Duration: 2:53
Attendance: 580

Officials: Steve Orlino, Dillon Brasher, Alex Manuel

Chattanooga - 87												
Record: 2-3												
NO.	Name	Min	FG	3P	FT	Rebounds	Fouls	TP	AS	TO	ST	Blocks
			M-A	M-A	M-A	OR DR TOT	PF	FD				BS BA
23	Latif Diouf	F 20:22	3-8	0-1	0-0	2 3 5	1	3	6	2	2	0 1
24	Garrison Keeslar	F 21:16	5-7	1-3	2-2	0 2 2	2	2	13	2	0	0 0
2	Trey Bonham	G 29:44	3-9	2-7	5-6	1 5 6	2	4	13	1	3	1 0
3	Honor Huff	G 33:11	1-5	0-4	2-2	1 3 4	2	2	4	1	3	0 0
22	Bash Wieland	G 25:24	3-7	0-0	6-11	2 6 8	0	6	12	0	0	0 1
7	Sean Cusano	16:17	5-5	2-2	2-3	0 1 1	1	1	2	14	2	0 0
34	Makal Richards	13:54	1-3	0-0	1-2	1 2 3	4	1	3	1	1	0 2
0	Noah Melson	19:49	5-9	4-7	1-2	0 5 5	1	1	15	0	1	0 0
11	Jack Kostel	13:31	2-3	0-1	3-3	0 4 4	1	2	7	2	1	0 0
21	Collin Mulholland	06:32	0-2	0-1	0-0	0 0 0	1	1	0	2	1	0 0
Team						0 0 0				0	1	
Totals			28-58	9-26	22-31	7 31 38	15	24	87	12	15	2 3 5

Technical Fouls: NONE

Southeast Mo. St. - 82												
Record: 1-3												
NO.	Name	Min	FG	3P	FT	Rebounds	Fouls	TP	AS	TO	ST	Blocks
			M-A	M-A	M-A	OR DR TOT	PF	FD				BS BA
15	Brendan Terry	F 13:53	4-6	0-0	0-0	1 2 3	5	0	8	1	2	1 0
1	Rob Martin	G 36:39	12-24	2-6	3-5	1 4 5	2	4	29	3	2	1 0
2	BJ Ward	G 33:25	5-10	1-5	2-2	1 2 3	4	2	13	3	2	1 0
4	Troy Cole, Jr.	G 12:12	0-1	0-0	1-2	0 0 0	4	1	1	0	0	0 1
10	Teddy Washington, Jr.	G 38:33	10-21	2-10	3-4	1 9 10	0	3	25	4	1	3 0
30	Elliott Lowndes	19:08	0-3	0-3	1-2	0 5 5	2	2	1	0	0	1 2
5	TJ Biel	19:17	1-2	1-2	0-0	1 1 2	2	0	3	0	0	1 1
3	Damarion Walkup	09:42	0-1	0-0	0-0	0 1 1	3	0	0	1	0	0 0
18	David Idada	10:27	1-2	0-0	0-2	1 0 1	2	3	2	1	1	0 0
22	Saxton Hoepker	06:44	0-0	0-0	0-0	1 0 1	0	0	0	0	0	1 0
Team						0 0 0				0	0	
Totals			33-70	6-26	10-17	7 24 31	24	15	82	13	8	9 3 2

Technical Fouls: NONE

CHAT		SEMO		Points from		CHAT		SEMO		Period by Period Scoring		
Biggest lead		10 (2 nd 9:51)		4 (2 nd 18:54)		Turnovers		4 17		1st 2nd TOT		
Best Scoring Run		8 (2 nd 13:42)		6 (2 nd 18:54)		Paint		34 34		CHAT 45 42 87		
Lead Changes		6		7		Second Chance		7 4		SEMO 45 37 82		
Times Tied		8		9		Fast Breaks		9 12				
Time with Lead		33:23		02:59		Bench		39 6				

GAME SUMMARIES

WESTERN ILLINOIS
FEBRUARY 20

CONWAY, Ark. - BJ Ward scored 19 points and nailed a big 3-pointer in the closing minute of overtime to send Southeast Missouri to a 77-73 victory over Central Arkansas.

Cole McCormick split two free throws making his second shot to cut SEMO's lead to one when Ward drained a long 3-pointer to put the Redhawks ahead, 75-71, with 26 seconds remaining.

Nine seconds later, TJ Biel made a free throw to keep SEMO's lead at five.

A pair of free throws by

Brayden Fagbemi later trimmed the Redhawks lead to 76-73 before Marqueas Bell's free throw finished off the Bears.

Neither team led by more than six points in a tight see-saw battle that featured 19 ties and 15 lead changes.

Tied, 66-66, in the final 20 seconds of regulation, UCA had a chance to get ahead twice when Elias Cato and Michael Evbagharu each missed free throws.

SEMO had an opportunity to win it in regulation, but Teddy Washington, Jr.'s shot missed.



CONWAY, Ark. - Teddy Washington, Jr. scored 15 points and Southeast Missouri shot just 34.9 percent from the field in a 72-64 loss to UNC Asheville.

For the second-straight night, SEMO was involved in a game with several ties and lead changes. The Redhawks, however, just couldn't get any separation.

Down, 17-12, the Redhawks put together an 11-2 run to build a four-point cushion.

Marqueas Bell knocked down a 3-pointer to tie the game and Teddy Washington, Jr., Elliot Lowndes

and Rob Martin each followed with baskets to give SEMO a 23-19 advantage with 6:03 remaining in the first half.

UNCA used a 5-0 run during a period where the Redhawks didn't score for over five minutes.

Toyaz Solomon's dunk brought the game tied the game and two free throws by Jordan Marsh gave the Bulldogs a 28-27 edge.

Josh Banks the added a layup push UNCA's lead to 30-27 at the intermission.

Tied, 37-37, SEMO went the final 13:29 without a lead.



Official Basketball Box Score - Final
Southeast Mo. St. at Central Ark.
11/21/24 Farris Center, Conway
2024-25 Metro Basketball

Game Time: 6:30 PM
Game Duration: 2:08
Attendance: 1,311

Officials: Tucson Grigg, Chris Chumley, Blake Thomas

Southeast Mo. St. - 77												
Record: 2-3												
NO. Name	Min	FG	3P	FT	Rebounds	Fouls	TP	AS	TO	ST	Blocks	+/-
		M/A	M/A	M/A	OR DR TOT	PF	FD				BS BA	
15 Brendan Terry	F 20:13	1-3	0-0	2-4	2 0 2	2 5	4	1	3	2	0 1	13
30 Elliot Lowndes	F 15:30	1-2	0-0	1-7	1 7 8	4 0	2	0	1	0	0 0	5
1 Rob Martin	G 37:52	5-14	1-5	0-0	0 3 3	5 0	11	2	1	0	0 0	6
2 BJ Ward	G 30:15	6-13	4-9	3-3	0 1 1	2 3	19	2	3	0	0 0	10
10 Teddy Washington, Jr.	G 28:36	7-20	3-10	2-2	2 6 8	5 1	19	2	1	0	0 0	5
3 Damarion Walkup	G 28:33	4-8	3-7	0-0	0 2 2	1 0	11	2	0	0	1 0	3
5 TJ Biel	G 21:39	0-2	0-1	3-5	0 4 4	1 5	3	1	0	0	1 0	4
18 David Idada	15:14	1-1	0-0	0-1	3 1 4	0 1	2	0	2	1	0 0	-13
4 Troy Cole, Jr.	16:34	1-3	1-2	0-0	0 2 2	0 2	3	0	2	1	0 0	-1
55 Marqueas Bell	10:34	1-2	0-0	1-2	0 3 3	2 0	3	1	1	0	0 1	0
Team					3 2 5		0	1	0			
Totals		27-68	12-35	11-17	11 31 42	22 17	77	11	13	5	2 2	4

Dead Ball Rebounds: 3, 9

Technical Fouls: Ward 1st 8:36

Central Ark. - 73												
Record: 1-4												
NO. Name	Min	FG	3P	FT	Rebounds	Fouls	TP	AS	TO	ST	Blocks	+/-
		M/A	M/A	M/A	OR DR TOT	PF	FD				BS BA	
0 Ubong Abasi Etim	F 06:44	0-0	0-0	0-0	0 2 2	2 0	0	0	1	0	0 0	2
3 Brayden Fagbemi	G 40:35	4-11	1-5	11-12	1 5 6	2 6	20	4	3	3	0 1	6
13 Ben Fox	G 13:19	0-1	0-1	0-0	0 0 0	1 0	0	0	2	1	1 0	-3
25 Elias Cato	G 38:03	8-16	0-2	4-7	1 6 7	2 6	20	1	2	2	0 0	5
32 Layne Taylor	G 41:30	7-19	2-7	1-2	0 9 9	1 1	17	1	2	3	0 1	-9
15 Michael Evbagharu	31:23	2-5	0-1	4-7	4 3 7	2 5	8	1	0	1	0 0	6
1 Jabari West	09:51	2-4	0-1	0-0	3 1 4	0 0	4	0	0	0	1 0	5
4 Nehemiah Turner	07:47	1-2	0-0	0-0	0 1 1	1 0	2	0	1	0	0 0	-3
24 Cole McCormick	27:31	0-4	0-4	2-4	0 3 3	5 3	2	1	1	1	0 0	-17
23 Diogo Seixas	06:42	0-0	0-0	0-0	0 0 0	1 0	0	0	0	0	0 0	-11
17 Ethan Thomas	01:35	0-0	0-0	0-0	0 0 0	0 0	0	0	0	0	0 0	-1
Team					2 2 4		0	1				
Totals		24-62	3-21	22-32	11 32 43	17 21	73	8	13	11	2 2	-4

Technical Fouls: NONE

	SMS	UCA
Biggest lead	6 (1 st 8:38)	6 (1 st 11:54)
Best Scoring Run	11 (1 st 9:04)	8 (1 st 0:33)
Lead Changes	15	
Times Tied	17	
Time with Lead	19:58	12:28

Period by Period Scoring	1st	2nd	OT1	TOT
SMS	34	32	11	77
UCA	34	32	7	73



Official Basketball Box Score - Final
UNC Asheville at Southeast Mo. St.
11/22/24 Farris Center, Conway
2024-25 UCA Classic (Game 2)

Game Time: 6:30 PM
Game Duration: 1:56
Attendance: 125

Officials: Luke Chittum, Nathan Bemis, John St. Clair

UNC Asheville - 72												
Record: 2-2												
NO. Name	Min	FG	3P	FT	Rebounds	Fouls	TP	AS	TO	ST	Blocks	+/-
		M/A	M/A	M/A	OR DR TOT	PF	FD				BS BA	
0 Toyaz Solomon	F 34:11	8-15	0-0	1-2	2 9 11	2 1	17	0	4	1	2 0	10
11 Greg Gantt Jr.	F 24:42	1-3	0-0	1-2	0 7 7	3 2	3	1	1	0	1 0	-15
2 Jordan Marsh	G 29:58	4-13	0-3	6-7	2 6 8	3 5	14	1	1	0	0 0	11
3 Josh Banks	G 31:33	6-13	4-9	7-10	0 5 5	2 7	23	4	1	1	1 1	6
12 Fletcher Abbe	G 34:30	0-5	0-4	1-2	0 0 0	3 1	1	3	0	1	0 0	0
4 Jemal Davis	11:29	4-4	0-0	1-2	2 1 3	4 0	9	0	1	0	0 0	8
6 Kameron Taylor	22:30	0-3	0-1	3-4	6 1 7	2 4	3	1	0	2	0 1	5
14 Connor Dubsky	02:55	0-1	0-0	0-0	0 1 1	0 0	0	0	0	0	0 0	5
22 Jayvyn Thompson	00:36	0-1	0-0	0-0	0 0 0	0 0	0	0	0	0	0 0	0
7 Aidan Rubio	07:36	1-1	0-0	0-0	0 0 0	0 1	2	0	0	0	0 0	10
Team					1 3 4		0	1				
Totals		24-59	4-17	20-29	13 33 46	19 21	72	10	9	5	4 2	8

Dead Ball Rebounds: 3, 0

Technical Fouls: NONE

Southeast Mo. St. - 64												
Record: 2-4												
NO. Name	Min	FG	3P	FT	Rebounds	Fouls	TP	AS	TO	ST	Blocks	+/-
		M/A	M/A	M/A	OR DR TOT	PF	FD				BS BA	
15 Brendan Terry	F 23:41	2-5	0-0	3-4	2 6 8	2 3	7	0	1	1	0 0	-2
30 Elliot Lowndes	F 14:15	2-3	0-0	1-2	2 2 4	2 1	5	1	0	0	1 1	12
1 Rob Martin	G 28:25	5-15	0-2	3-4	1 0 1	3 2	13	2	1	0	1 0	0
2 BJ Ward	G 29:33	3-9	2-3	2-2	0 0 0	5 1	10	1	0	1	0 0	-12
10 Teddy Washington, Jr.	G 31:44	6-16	2-8	1-2	0 7 7	4 3	15	3	2	0	0 0	3
18 David Idada	08:30	0-1	0-0	0-0	1 0 1	0 0	0	0	1	0	0 1	-11
5 TJ Biel	10:55	0-0	0-0	0-0	2 2 4	1 2	0	0	0	0	0 0	-10
3 Damarion Walkup	15:33	0-5	0-3	1-2	0 1 1	1 2	1	0	1	0	0 0	-15
4 Troy Cole, Jr.	22:10	1-4	0-1	3-4	1 3 4	2 4	5	0	1	0	0 1	-5
55 Marqueas Bell	15:14	3-5	1-2	1-1	1 3 4	1 1	8	0	0	0	0 0	0
Team					1 2 3		0	0				
Totals		22-63	5-19	15-21	11 26 37	21 19	64	7	7	4	2 4	-8

Technical Fouls: NONE

	UNC	SEM
Biggest lead	10 (2 nd 4:48)	4 (1 st 17:49)
Best Scoring Run	7 (1 st 9:37)	7 (1 st 7:51)
Lead Changes	10	
Times Tied	9	
Time with Lead	19:34	14:32

Period by Period Scoring	1st	2nd	TOT
UNC	30	42	72
SEM	27	37	64

SOUTHEAST MISSOURI BASKETBALL NOTES



WESTERN ILLINOIS
FEBRUARY 20

GAME SUMMARIES



CAPE GIRARDEAU, Mo. - Teddy Washington, Jr. scored a game-high 28 points and made seven 3-pointers to lead Southeast Missouri to an 80-59 win over Kansas City at the Show Me Center.

After KC scored the first basket of the game, SEMO went on a 16-0 run to get an early double-digit lead.

Brendan Terry made a layup on a fast break and Washington, Jr. followed with a 3-pointer. Terry later added four more points before Braxton Stacker buried

a 3-pointer to put the Redhawks ahead, 16-2, with a little under 11 minutes in the first half.

The Roos were cold out of the gate missing 11 of their first 12 shots. KC went scoreless for over eight minutes while SEMO stretched its lead to double figures.

The Redhawks headed into the intermission with a comfortable 40-21 lead.

SEMO continued to pour it on in the second half and led by as many as 26 before putting the win on ice.



NASHVILLE, Tenn. - Troy Cole, Jr. scored 10 points off the bench and Southeast Missouri led for just 23 seconds in a 78-60 loss to Lipscomb.

Elliot Lowndes scored the game's first basket and LU responded with an 11-0 run to build a nine-point lead in the first four minutes of action. SEMO missed four of its first five shots and went scoreless for over three minutes while the Bisons went ahead early.

The Redhawks managed to make it a two-possession game during a stretch where LU went

nearly four minutes without a field goal. Rob Martin made a jumper and TJ Biel followed with two free throws to narrow the Bisons lead to 22-16 at the 7:52 mark.

SEMO again pulled to within six at 32-26 on a 3-pointer by Cole, Jr. with 3:19 on the clock before LU took a 37-28 advantage at the half.

LU started the second half on a 22-4 run to pull away for good.



Official Basketball Box Score - Final
Kansas City at Southeast Mo. St.
11/30/24 Show Me Center, Cape Girardeau
2024-25 Men's Basketball

Game Time: 7:30 PM
Game Duration: 1:55
Attendance: 890

Officials: Nathan Bernis, Kevin Driver, Sparky Hamilton

Kansas City - 59		Record: 4-5													+/-
NO.	Name	Min	FG	3P	FT	Rebounds	Fouls	TP	AS	TO	ST	Blocks	BS	BA	
20	Melvyn Ebonkili	F 21:07	2-7	0-0	2-2	2 2 4	3 4	6	0	1	0	0	2	-7	
1	Jayson Petty	G 25:55	0-10	0-7	0-1	0 2 2	3 2	0	0	3	0	0	0	-20	
3	Davontae Hall	G 26:11	2-7	0-2	6-7	0 4 4	0 5	10	3	3	1	2	0	-18	
7	Kashem Grady II	G 26:58	3-8	0-4	0-1	0 3 3	0 1	6	1	1	1	0	0	-2	
30	Cameron Faas	G 21:53	2-7	1-5	0-0	0 2 2	3 0	5	0	3	0	0	0	-15	
2	Babacar Diallo	13:30	0-1	0-1	0-0	1 4 5	0 0	0	0	3	0	0	0	-4	
11	Anderson Kopp	31:33	7-15	3-7	10-10	2 2 4	3 4	27	2	0	0	0	0	-17	
21	Josh Ijeh	11:28	0-0	0-0	0-0	0 2 2	2 0	0	0	1	0	0	0	-8	
12	Ring Nyeri	14:00	1-2	0-1	2-2	3 4	7	0	1	5	1	2	1	0	-8
44	Blake Ammons	07:26	0-0	0-0	0-0	0 0 0	0 0	0	0	1	0	1	0	-6	
Team						0 0 0		0		1					
Totals			17-57	5-27	20-23	8 25 33	14 17	59	7	19	3	4	3	-21	

Shooting By Period	
1st FG%	8.33 24.2%
1st 3PT%	1-15 6.7%
1st FT%	4-5 80%
2nd FG%	9-24 37.5%
2nd 3PT%	4-12 33.3%
2nd FT%	16-18 88.9%
GM FG%	17-57 29.8%
GM 3PT%	5-27 18.5%
GM FT%	20-23 87.0%

Dead Ball Rebounds: 3, 2

Technical Fouls: Faas 1st 5:37

Southeast Mo. St. - 80		Record: 3-4													+/-
NO.	Name	Min	FG	3P	FT	Rebounds	Fouls	TP	AS	TO	ST	Blocks	BS	BA	
15	Brendan Terry	F 23:15	6-7	0-0	2-2	2 4 6	2 1	14	1	1	1	0	1	10	
30	Elliot Lowndes	F 13:07	1-1	0-0	0-0	0 3 3	2 1	2	1	0	1	2	0	3	
1	Rob Martin	G 27:24	3-8	0-3	0-0	1 1 2	2 1	6	4	1	2	0	1	17	
2	BJ Ward	G 28:43	0-9	0-4	0-0	3 3 6	5 1	0	2	0	3	0	1	3	
10	Teddy Washington, Jr.	G 31:20	10-18	7-12	1-2	0 5 5	1 1	28	2	5	2	0	0	25	
4	Troy Cole, Jr.	17:07	5-7	0-1	3-5	1 4 5	1 2	13	0	1	2	0	0	19	
18	David Idada	11:21	1-2	0-0	1-1	1 2 3	0 2	2	0	0	0	0	0	11	
3	Damarion Walkup	08:13	0-2	0-2	0-0	1 1 2	1 0	0	1	0	2	0	0	3	
44	Braxton Stacker	17:09	3-8	1-4	3-4	1 2 3	1 2	10	2	0	1	1	0	17	
5	TJ Biel	08:28	0-1	0-0	0-0	0 0 0	0 2	0	0	1	0	0	0	5	
55	Marquias Bell	08:26	0-2	0-0	2-2	0 2 2	1 1	2	1	1	0	1	0	-6	
35	Mason Hanback	03:19	0-0	0-0	1-2	0 0 0	0 1	1	1	0	0	0	0	-1	
22	Saxton Hoepker	02:09	1-1	0-0	0-0	1 1 2	0 0	2	0	0	0	0	0	-1	
Team						0 0 0		0		2					
Totals			30-66	8-26	12-18	11 28 39	18 13	80	15	12	14	3	4	21	

Technical Fouls: Stacker 1st 4:32

UMKC		SEMO		Points from		Turnovers		Period by Period Scoring	
Biggest lead	2 (1 st 19:28)	26 (2 nd 11:36)		8	22			1st 2nd TOT	
Best Scoring Run	5 (1 st 9:28)	16 (1 st 10:56)		22	34				
Lead Changes	1			14	10			UMKC	21 38 59
Times Tied	1			Fast Breaks	11 13			SEMO	40 40 80
Time with Lead	00:43	38:05		Bench	32 30				



Official Basketball Box Score - Final
Southeast Mo. St. at Lipscomb
12/05/24 Allen Arena, Nashville
2024-25 Men's Basketball

Game Time: 11:00 AM
Game Duration: 1:42
Attendance: 2,123

Officials: James Gibson, Kyle Bottoms, Derek Henry

Southeast Mo. St. - 60		Record: 3-5													+/-
NO.	Name	Min	FG	3P	FT	Rebounds	Fouls	TP	AS	TO	ST	Blocks	BS	BA	
15	Brendan Terry	F 16:03	2-4	0-0	0-0	0 2 2	4 0	4	0	2	3	1	0	-11	
30	Elliot Lowndes	F 07:00	1-1	0-0	0-0	0 0 0	0 0	0	1	0	2	0	0	-12	
1	Rob Martin	G 25:18	2-11	0-2	0-0	0 3 3	1 0	4	1	1	0	0	0	-18	
2	BJ Ward	G 28:41	3-5	0-0	0-0	1 1 1	0 2	6	3	3	1	0	0	-18	
10	Teddy Washington, Jr.	G 25:14	3-8	1-3	0-0	0 3 3	1 0	7	1	2	0	0	0	-25	
4	Troy Cole, Jr.	18:09	4-9	1-3	1-2	2 4 6	4 2	10	0	2	1	0	2	-9	
18	David Idada	11:18	2-2	0-0	0-2	2 3 5	0 3	4	0	0	0	0	0	-4	
44	Braxton Stacker	16:38	3-7	2-3	0-0	1 1 2	0 0	8	1	2	0	0	0	2	
55	Marquias Bell	10:45	1-6	1-3	0-0	0 0 0	3 1	3	1	2	0	0	0	2	
5	TJ Biel	18:14	2-2	0-0	2-2	0 2 2	0 1	6	1	0	1	0	0	-33	
35	Mason Hanback	05:03	0-0	0-0	0-0	2 0 2	2 1	2	0	1	0	0	0	8	
22	Saxton Hoepker	01:39	0-1	0-0	0-0	0 0 0	0 0	0	0	0	0	1	0	0	1
Team						2 1 3		0		0					
Totals			25-60	5-14	5-8	9 24 33	16 12	60	9	15	8	3	6	-18	

Shooting By Period	
1st FG%	12-31 38.7%
1st 3PT%	1-6 16.7%
1st FT%	3-4 75%
2nd FG%	13-29 44.8%
2nd 3PT%	4-8 50.0%
2nd FT%	2-4 50%
GM FG%	25-60 41.7%
GM 3PT%	5-14 35.7%
GM FT%	5-8 62.5%

Dead Ball Rebounds: 2, 0

Technical Fouls: NONE

Lipscomb - 78		Record: 6-4													+/-
NO.	Name	Min	FG	3P	FT	Rebounds	Fouls	TP	AS	TO	ST	Blocks	BS	BA	
15	Dylan Faulkner	F 19:10	5-8	0-0	3-6	3 6 9	2 3	13	2	1	0	0	0	23	
41	Jacob Ognacevic	F 29:13	8-11	0-1	4-6	2 5 7	0 6	20	2	3	1	2	1	22	
2	Will Pruitt	G 26:37	3-8	2-6	0-0	0 4 4	0 1	8	2	0	0	0	2	0	23
10	Gianni Powell	G 29:52	6-9	5-8	2-2	1 3 4	0 3	19	4	1	2	0	0	18	
22	Joe Anderson	G 26:22	14	0-1	0-0	0 0 0	1 0	2	6	3	0	0	0	20	
6	Charlie Williams	09:48	1-7	1-4	0-0	2 2 2	1 3	1	1	1	0	0	1	1	
5	Miles White	12:21	2-3	1-2	0-0	0 2 2	1 1	5	1	0	2	1	0	0	
11	Logan Suber	10:57	0-2	0-0	0-0	0 2 2	3 0	0	2	1	1	0	0	3	
35	Grant Asman	15:29	2-5	1-2	1-2	0 0 0	1 1	6	0	0	0	1	1	-3	
23	Kellan Boylan	07:14	0-1	0-0	0-0	1 2 3	1 0	0	1	0	1	0	0	1	
1	Rylan Houck	04:30	0-0	0-0	0-0	1 0 1	0 0	0	0	1	0	0	0	4	
30	Ross Candellino	04:29	1-2	0-1	0-0	0 0 0	0 0	2	0	0	0	0	0	-4	
9	Jack Ingold	01:13	0-0	0-0	0-0	0 0 0	0 0	0	0	0	0	0	0	-4	
12	Luke Carter	01:13	0-0	0-0	0-0	0 0 0	0 0	0	0	0	0	0	0	-4	
33	Zach Lamey	01:13	0-0	0-0	0-0	0 0 0	0 1	0	0	0	0	0	0	-4	
Team						2 1 3		0		0					
Totals			29-60	10-25	10-16	10 27 37	12 16	78	21	11	8	6	3	18	

Technical Fouls: NONE

SEM		LIP		Points from		Turnovers		Period by Period Scoring	
Biggest lead	2 (1 st 19:33)	27 (2 nd 14:41)		13	16			1st 2nd TOT	
Best Scoring Run	5 (2 nd 12:54)	12 (2 nd 15:32)		30	32				
Lead Changes	1			13	8			SEM	28 32 60
Times Tied	1			Fast Breaks	4 10			LIP	37 41 78
Time with Lead	00:23	38:28		Bench	37 16				

SOUTHEAST MISSOURI BASKETBALL NOTES



WESTERN ILLINOIS
FEBRUARY 20

GAME SUMMARIES



CAPE GIRARDEAU, Mo. - Teddy Washington, Jr. had a double-double 28 points and 10 rebounds to lead Southeast Missouri to a 79-72 win over Eastern Illinois (3-8, 0-1) in the Ohio Valley Conference opener for both teams.

SEMO did not trail for the second-straight game and began OVC play with a win for the second year in a row.

After EIU made it a one-point game to start the second half, Washington, Jr. took over.

He did not miss a field goal (5-of-5) in the first 7:16 of the

second half. Washington, Jr. nailed a 3-pointer, was fouled and converted a 4-point play to give the Redhawks a 55-45 advantage with 13:42 remaining.

Washington, Jr. accounted for six of his team's first 10 made field goals in the second half and scored 24 points in the final 20 minutes of play. His fifth 3-pointer pushed SEMO's lead to 67-51 with just under eight minutes left.

He shot a scorching 72.7 percent (8-of-11) and made five 3-pointers in his huge second half surge.



CAPE GIRARDEAU, Mo. - BJ Ward dropped in 18 points to lead Southeast Missouri to an 80-64 win over SIU Edwardsville.

Ward scored double figures for the seventh time this season en route to leading the Redhawks to their second-straight Ohio Valley Conference victory.

He shot 6-of-14 from the field and buried four 3-pointers in 34 minutes. Ward's 34 minutes tied a career-high.

SEMO led the entire game and outscored SIUE by eight points in each half. The Redhawks held the

Cougars under 30 points in the final 20 minutes of action.

SIUE did not have an offensive rebound in the contest and was outrebounded by a +15 margin (37-22).

Teddy Washington, Jr. and Brendan Terry each added 17 points. Terry also finished with eight rebounds.

As a team, the Redhawks shot 48.4 percent (30-of-62) from the field and 86.7 percent (13-of-15) at the free throw line.



Official Basketball Box Score - Final
Eastern Ill. at Southeast Mo. St.
12/19/20 Cape Girardeau, Mo.
2024-25 Men's Basketball

Game Time: 7:30 PM
Game Duration: 1:58
Attendance: 840

Eastern Ill. - 72

Record: 3-8 (0-1)

NO. Name	Min	FG	3P	FT	Rebounds	Fouls	TP	AS	TO	ST	Blocks	BS	BA	+/-
23 Rodolfo Rufino Bolls	F 26:25	3-7	0-0	4-6	5	4	9	3	2	10	0	1	0	-1
40 Koopel Jacob	F 36:27	5-14	0-3	5-7	6	6	12	3	6	15	2	2	3	-8
3 Nakyl Shelton	G 29:31	4-13	0-2	9-10	4	0	4	4	6	17	0	0	3	-3
5 Zion Fruster	G 34:35	5-12	3-5	2-2	1	2	3	3	2	15	0	2	1	-3
11 Malik Olatoye	G 36:27	4-7	1-2	1-4	0	4	4	2	4	10	4	1	1	-11
17 Lazar Grbovic	08:00	1-1	0-0	0-0	1	0	1	2	1	2	0	1	0	-6
9 Obadiah Curtis	10:30	0-0	0-0	0-0	1	1	3	0	0	3	0	0	0	-6
12 Carson Frost	15:27	1-2	1-2	0-0	0	0	0	0	0	3	0	0	0	0
22 Sekou Kalle	02:38	0-0	0-0	0-0	0	0	0	0	0	0	0	0	0	-4
Team					0	0	0	0	0	2				
Totals		23-56	5-14	21-29	17	17	34	20	21	72	6	12	8	-7

Technical Fouls: NONE

Shooting By Period	1st FG%	2nd FG%	3rd FG%	4th FG%	FT%
1st FG%	12-24 50.0%				
3PT%	0-4 0.0%				
FT%	11-15 73.3%				
2nd FG%	11-32 34.4%				
3PT%	5-10 50.0%				
FT%	10-14 71.4%				
GM FG%	23-56 41.1%				
3PT%	5-14 35.7%				
FT%	21-29 72.4%				

Dead Ball Rebounds: 3, 2

Southeast Mo. St. - 79

Record: 5-6 (1-0)

NO. Name	Min	FG	3P	FT	Rebounds	Fouls	TP	AS	TO	ST	Blocks	BS	BA	+/-
15 Brendan Terry	F 26:08	6-8	0-0	1-5	1	2	3	3	5	13	1	3	2	0
30 Elliot Lowndes	F 11:24	4-4	0-0	0-0	0	1	1	4	0	8	1	4	1	0
1 Rob Martin	G 33:46	3-8	2-4	0-0	0	0	0	3	1	8	9	1	0	3
2 BJ Ward	G 28:45	1-3	1-2	2-2	1	0	1	2	1	5	4	2	1	0
10 Teddy Washington, Jr.	G 38:02	8-15	5-10	7-7	1	9	10	1	8	28	1	1	0	1
4 Troy Cole, Jr.	21:11	2-7	2-6	0-0	0	1	5	6	2	1	6	0	0	-1
18 David Idada	09:21	2-2	0-0	1-2	1	1	2	4	2	5	0	0	0	10
44 Braxton Stackler	14:31	0-0	0-0	4-4	0	0	0	0	2	4	1	0	0	0
55 Marques Bell	12:56	1-1	0-0	0-0	0	1	1	2	0	2	1	0	0	0
35 Mason Hanback	03:56	0-0	0-0	0-0	0	0	0	0	0	0	1	0	0	-2
Team					0	0	0	0	0	1				
Totals		27-48	10-22	15-20	5	19	24	21	20	79	18	13	4	6

Technical Fouls: NONE

	SEMO	Points from Turnovers	1st	2nd	TOT
Biggest lead	0 (1st 20:00)	16 (2nd 8:11)			
Best Scoring Run	6 (1st 16:13)	8 (2nd 17:22)			
Lead Changes	0				
Times Tied	2				
Time with Lead	00:00	38:28			



Official Basketball Box Score - Final
SIUE at Southeast Mo. St.
12/21/24 Show Me Center, Cape Girardeau
2024-25 Men's Basketball

Game Time: 3:45 PM
Game Duration: 1:54
Attendance: 1,123

SIUE - 64

Record: 7-6 (0-2)

NO. Name	Min	FG	3P	FT	Rebounds	Fouls	TP	AS	TO	ST	Blocks	BS	BA	+/-
0 Ring Malth	F 32:22	3-12	1-7	1-2	0	6	6	4	5	8	2	0	0	-11
34 Armas Sakeris	F 15:55	2-2	0-0	0-1	0	2	2	1	1	4	1	0	0	-5
2 Desmond Polk	G 29:25	1-4	0-1	2-2	0	1	1	4	2	4	0	0	0	-12
3 Ray/Sean Taylor	G 34:50	5-13	3-8	3-3	0	4	4	1	2	16	2	0	1	-16
11 Brian Taylor	G 28:55	5-8	1-1	4-6	0	5	5	4	5	15	2	3	1	-13
21 Myles Thompson	16:11	2-3	0-0	2-3	0	1	1	0	3	6	1	0	1	-5
23 Cham Okey	05:02	0-2	0-0	0-0	0	1	1	0	0	0	0	0	0	-4
5 Declan Dillon	17:50	3-3	1-1	0-0	0	2	2	1	0	7	2	0	0	-6
1 Jordan Pickett	06:33	0-4	0-2	0-0	0	0	0	0	0	0	0	0	0	1
24 Kyle Thomas	04:07	2-2	0-0	0-0	0	0	0	0	2	4	0	1	0	34
40 Eddiean Tirado	08:50	0-1	0-1	0-0	0	0	0	0	0	0	0	1	0	-4
Team					0	0	0	0	0	0				
Totals		23-54	6-22	12-17	0	22	22	15	18	64	10	5	3	-16

Technical Fouls: NONE

Shooting By Period	1st FG%	2nd FG%	3rd FG%	4th FG%	FT%
1st FG%	14-30 46.7%				
3PT%	5-12 41.7%				
FT%	4-5 80%				
2nd FG%	9-24 37.5%				
3PT%	1-10 10.0%				
FT%	8-12 66.7%				
GM FG%	23-54 42.6%				
3PT%	6-22 27.3%				
FT%	12-17 70.6%				

Dead Ball Rebounds: 3, 0

Southeast Mo. St. - 80

Record: 6-6 (2-0)

NO. Name	Min	FG	3P	FT	Rebounds	Fouls	TP	AS	TO	ST	Blocks	BS	BA	+/-
15 Brendan Terry	F 29:15	7-9	0-0	3-4	1	7	8	2	3	17	1	1	0	15
30 Elliot Lowndes	F 07:28	2-3	0-0	0-0	1	2	3	1	0	4	1	0	0	1
1 Rob Martin	G 20:02	1-5	1-2	0-0	1	1	2	3	1	3	3	3	1	0
2 BJ Ward	G 34:25	6-14	4-10	2-2	0	4	4	0	1	18	4	1	0	20
10 Teddy Washington, Jr.	G 32:52	6-13	2-4	3-3	1	6	7	2	3	17	3	1	2	0
18 David Idada	12:12	2-2	0-0	3-4	1	1	2	3	2	7	0	0	1	0
4 Troy Cole, Jr.	22:15	3-4	0-0	2-2	1	2	2	3	8	0	0	0	0	12
44 Braxton Stackler	23:44	2-6	0-1	0-0	0	4	4	2	2	4	1	0	0	3
3 Damarion Walkup	13:01	1-4	0-1	0-0	1	2	3	1	0	2	1	0	0	1
55 Marques Bell	02:57	0-1	0-0	0-0	1	0	1	1	0	0	0	0	0	0
5 TJ Biel	01:49	0-1	0-1	0-0	0	0	0	0	1	0	0	0	0	0
Team					0	0	0	0	0	0				
Totals		30-62	7-19	13-15	8	29	37	18	15	80	14	7	4	3

Technical Fouls: NONE

	SIUE	SEMO	Points from Turnovers	1st	2nd	TOT
Biggest lead	0 (1st 20:00)	18 (2nd 3:03)				
Best Scoring Run	5 (1st 3:51)	9 (2nd 3:03)				
Lead Changes	0					
Times Tied	2					
Time with Lead	00:00	38:59				

SOUTHEAST MISSOURI BASKETBALL NOTES

GAME SUMMARIES

WESTERN ILLINOIS
FEBRUARY 20

CAPE GIRARDEAU, Mo. - Rob Martin scored 17 points and tied a career-high seven rebounds as Southeast Missouri steamrolled Westminster College 88-39.

SEMO wrapped up the non-conference portion of its schedule with a bashing of the Blue Jays in the first-ever meeting between the Missouri schools. The 49-point win was the Redhawks second-largest of the season.

The Redhawks recorded their fourth-straight victory and matched their longest winning streak under Head Coach Brad

Korn. Korn also earned his 60th career victory at the helm.

For the third game in a row, SEMO never trailed.

The Redhawks started strong out of the gate scoring on six of their first seven possessions. SEMO quickly took a double-digit lead in the opening 3:42 of the contest.

SEMO turned its hot start into a 23-4 run that ended on a 3-pointer by Damarion Walkup with 11:24 left to play. The Redhawks then headed into the intermission up 48-16.

The Redhawks outscored WC, 36-19, in the second half.



NASHVILLE, Tenn. - Teddy Washington, Jr. scored 11 points, had a season-high seven steals and made a big free throw with seven seconds left to give Southeast Missouri a close 67-65 win over Tennessee State.

SEMO extended its winning streak to five games and moved to 3-0 to start Ohio Valley Conference play for the first time since 2011-12.

In a back-and-forth physical contest that featured 10 ties and 10 lead changes, the Redhawks prevailed in their first conference

road victory of the season.

SEMO outscored TSU, 18-12, at the free throw line and made six of those in the final 2:44 of the game to hold off the Tigers.

Braxton Stacker regained a 63-62 edge for the Redhawks and Brendan Terry later tied the game at 65-65 on his two free throws with 1:30 to go after SEMO was down two.

Washington, Jr. stole the ball from Brandon Weston and went to the free throw line with seven seconds to go. He split two free throws with his first polishing off the 67-65 win.

Official Basketball Box Score - Final
Westminster (MO) at Southeast Mo. St.
12/29/24 Show Me Center, Cape Girardeau
2024-25 Men's BasketballGame Time: 2:00 PM
Game Duration: 1:33
Attendance: 692

Officials: James Gibson, David Carter, Philip Cudd

Westminster (MO) - 39			Record: 1-9															
NO.	Name	Min	FG	3P	FT	Rebounds	Fouls	TP	AS	TO	ST	Blocks	BS	BA	+	-		
			M-A	M-A	M-A	OR	DR	TP	FF	FD								
15	Luke Abeln	F 11:38	2-7	0-2	0-0	3	0	3	1	1	4	0	1	0	0	2	-17	
42	Ben Eberlin	F 15:47	0-2	0-0	0-0	1	0	1	1	0	0	0	0	0	0	2	-23	
3	Jack Fessenden	G 15:31	1-5	0-2	0-0	0	3	3	1	0	2	0	1	0	0	0	-23	
11	Lee Verslues	G 18:03	1-4	0-0	2-2	1	2	3	0	1	4	0	3	0	0	1	-29	
23	Kolton Garner	G 07:50	0-5	0-3	0-0	0	0	0	0	0	0	0	4	0	0	0	-18	
10	Sean LeRose	15:12	1-3	1-2	0-0	0	1	1	0	0	3	0	1	0	0	0	-19	
12	Jamille Johnson	16:03	1-2	0-0	0-1	0	2	2	1	1	2	0	1	0	1	0	-20	
1	Kobe Jones	22:15	2-9	0-0	4-4	0	2	2	1	1	8	1	0	1	0	0	-20	
44	Brysan Jeffries	15:08	0-1	0-1	1-2	0	0	0	0	2	1	1	3	2	0	0	-19	
23	Walker Gohring	18:37	6-14	1-5	0-0	1	2	3	1	2	13	0	0	0	0	0	-24	
13	Gavin Hendrix	11:36	0-0	0-0	0-0	0	4	0	0	0	0	0	1	0	0	0	-12	
24	Jackson Kepohl	12:56	0-1	0-1	0-0	0	4	4	2	1	0	0	1	0	1	0	-13	
20	Jaden Rochester	03:46	0-2	0-0	0-0	0	0	0	0	1	0	0	1	0	0	0	-4	
15	Jacob Becker	06:30	0-0	0-0	0-0	0	0	0	0	1	0	0	0	0	0	0	-4	
0	Rowdy Gohring	05:52	0-2	0-2	0-0	0	0	0	0	0	0	0	0	0	0	0	-2	
35	Roman Philips	03:36	0-1	0-0	2-2	0	1	1	0	1	2	0	1	0	0	0	2	
Team						1	0	1	0		0	1						
Totals		14:58	2-18	9-11	7	21	28	10	10	39	2	19	3	2	7	49		
Technical Fouls: Rochester 1, 0:00																		

Southeast Mo. St. - 88		Record: 7-6		Technical Fouls: None													
NO.	Name	Min	FG	3P	FT	Rebounds	Fouls	TP	AS	TO	ST	Blocks	BS	BA	+	-	
			M-A	M-A	M-A	OR	DR	FF	FF								
15	Brendan Terry	F 14:06	4-5	0-0	2-2	3	1	4	1	1	10	3	3	0	0	31	
30	Elliot Lowndes	F 17:33	2-3	0-1	0-0	1	6	7	0	0	4	1	0	0	4	30	
1	Rob Martin	G 22:58	7-10	3-4	0-0	1	6	7	1	0	17	4	0	2	0	36	
2	BJ Ward	G 22:47	0-3	0-2	1-1	1	2	3	1	0	1	4	0	1	0	31	
44	Braxton Stacker	G 17:24	7-11	1-5	1-2	0	5	5	0	1	16	3	1	1	0	29	
3	Damarion Walkup	24:03	5-11	4-10	0-0	1	3	4	0	1	14	0	0	3	1	21	
4	Troy Cole, Jr.	13:40	1-6	0-3	3-4	0	2	2	1	2	5	3	3	2	1	13	
18	David Idada	05:45	1-1	0-0	0-0	0	2	2	0	1	2	0	0	0	0	-4	
55	Marquesa Bell	21:59	5-10	0-0	2-2	4	1	1	1	10	4	0	1	1	1	25	
5	TJ Biel	19:11	2-5	0-3	2-2	0	3	3	1	1	6	1	1	0	0	14	
22	Saxton Hoepker	13:51	0-2	0-1	1-2	2	1	3	0	1	1	1	0	0	0	1	
35	Mason Hanback	06:43	1-1	0-0	0-0	0	3	3	4	0	2	0	0	0	0	1	
Team						0	0	0		0	1						
Totals		35:58	8-29	10-13	11	36	47	10	9	88	24	9	13	7	2	49	
Technical Fouls: None																	

		WEST		SEMO		Points from		Turnovers		Period by Period Scoring	
Biggest lead		0 (1st 20:00)	51 (2nd 3:52)			0	22			1st	2nd
Best Scoring Run		4 (2nd 15:16)	13 (1st 14:06)			14	50			SEM	31
Lead Changes		0				7	11			2nd	36
Times Tied		0				6	21			TOT	67
Time with Lead		00:00	39:29			29	40			SEM	48
						40	88			TSU	27

Official Basketball Box Score - Final
Southeast Mo. St. at Tennessee St.
01/02/25 Gentry Center Complex, Nashville
2024-25 Men's BasketballGame Time: 7:30 PM
Game Duration: 2:58
Attendance: 352

Officials: Mick Fieldbinder, Boyd Copeland, James Hicks

Southeast Mo. St. - 67		Record: 8-6 (3-0)																	
NO.	Name	Min	FG	3P	FT	Rebounds	Fouls	TP	AS	TO	ST	Blocks	BS	BA	+	-	Shooting By Period		
15	Brendan Terry	F 24:46	3-5	0-0	3-4	2	1	3	4	3	0	5	0	3	0	1	8	1st FG%: 12-30 40.0%	
30	Elliot Lowndes	F 11:29	4-4	0-0	0-0	0	4	4	4	0	0	0	0	0	0	1	10	3PT%: 2-7 28.6%	
1	Rob Martin	G 29:56	3-7	1-3	2-2	0	2	2	4	1	9	2	3	0	0	0	4	FT%: 5-8 62.5%	
2	BJ Ward	G 34:29	1-9	0-3	5-6	0	5	5	1	2	7	2	0	0	0	1	6	2nd FG%: 10-24 41.7%	
10	Teddy Washington, Jr.	G 36:41	3-12	2-9	3-4	0	2	2	1	3	11	1	4	7	1	1	0	3PT%: 3-12 25.0%	
4	Troy Cole, Jr.	16:58	3-4	2-2	1-2	0	4	4	2	3	9	1	2	0	0	0	-13	FT%: 13-19 68.4%	
18	David Idada	11:03	1-2	0-0	0-4	2	3	5	1	3	2	0	2	0	0	0	-9	GM FG%: 22-54 40.7%	
44	Braxton Stacker	21:21	2-6	0-1	4-4	2	0	2	2	3	8	0	1	0	0	0	-4	3PT%: 5-19 26.3%	
3	Damarion Walkup	02:29	0-1	0-0	0-0	0	0	0	0	0	0	0	0	0	0	0	5	FT%: 15-27 55.6%	
5	TJ Biel	04:37	0-0	0-0	0-0	0	2	1	3	2	0	0	0	0	0	0	5	Dead Ball Rebounds: 4, 0	
55	Marquesa Bell	06:11	2-4	0-0	0-1	0	2	2	0	1	4	0	1	0	0	0	-2		
Team						0	1	1		0	0								
Totals		22:54	5-19	18-27	8	25	33	21	19	67	11	14	14	2	3	2			
Technical Fouls: NONE																			

Tennessee St. - 65			Record: 4-10 (0-3)																						
NO.	Name	Min	FG	3P	FT	Rebounds	Fouls	TP	AS	TO	ST	Blocks	BS	BA	+	-	Shooting By Period								
12	Carlous Williams	F 24:18	4-7	0-0	0-0	1	5	6	2	1	8	2	0	0	1	0	3	1 st FG%	9-27	33.3%					
21	Ronald Jessamah	F 11:49	3-5	0-0	1-1	0	2	2	4	3	7	0	1	0	1	0	-5	3PT%	2-8	25.0%					
30	Aaron Nkrumah	F 20:57	3-8	1-2	0-2	4	3	7	4	3	7	3	6	1	2	0	2	FT%	7-11	63.6%					
2	Travis Harper II	G 18:14	0-3	0-3	0-0	0	4	4	0	0	0	0	0	1	0	0	-10	2 nd FG%	16-26	61.5%					
20	Brandon Weston	G 37:35	2-6	0-1	6-10	0	5	5	2	6	10	1	2	1	0	0	4	3PT%	1-4	25.0%					
0	Justus Jackson	20:40	3-8	0-3	0-0	1	5	6	2	0	6	2	3	2	0	1	0	FT%	5-11	45.5%					
33	Josh Ogundele	20:43	7-10	0-0	3-7	2	5	3	7	17	0	4	0	0	0	-3	GM FG%	25-53	47.2%						
11	Antoine Loric III	18:07	1-3	0-0	0-0	0	1	1	0	0	2	0	2	0	0	0	5	3PT%	3-12	25.0%					
55	Knute Wood	27:37	2-3	2-3	2-2	0	2	2	3	1	8	0	1	0	0	0	7	FT%	12-22	54.5%					
Team						0	0	0	0	0	0						Dead Ball Rebounds: 4-0								
Totals			25-53	3-12	12-22	9	29	38	21	65	8	19	5	3	2	1	20	Total Points: 65 Total Rebounds: 38							

SOUTHEAST MISSOURI BASKETBALL NOTES



WESTERN ILLINOIS
FEBRUARY 20

GAME SUMMARIES



MARTIN, Tenn. - Braxton Stacker scored a career-high 22 points and made six 3-pointers and Southeast Missouri outscored UT Martin in the second half during a 66-63 loss at the Elam Center.

UTM ended SEMO's five-game winning streak and handed the Redhawks their first Ohio Valley Conference loss of the season.

The Redhawks and Skyhawks went wire-to-wire and SEMO had two opportunities to tie the game with 17 seconds on the clock. Instead, Teddy Washington, Jr. and Rob Martin each missed

3-pointers as time expired.

SEMO never led in the game and was within three or less points a total of six times in the last 6:24.

Down, 47-36, with 11:52 remaining, Stacker gave the Redhawks a huge boost. He came off the bench to score the final nine points of a 12-2 run burying a 3-pointer on three-straight possessions to make it a 47-45 contest at the 10:13 mark.

Stacker stepped back and buried another trey to get the Redhawks within two again (50-48).

That was as close as SEMO would get the rest of the way.



CAPE GIRARDEAU, Mo. - Rob Martin scored 15 points to lead four players in double figures and Southeast Missouri picked up its sixth-straight home win with a 77-66 victory over Southern Indiana.

USI led for only 55 seconds of clock time. After USI scored the game's first basket, SEMO went on a 9-0 run behind four-straight made field goals.

BJ Ward buried a 3-pointer, Martin pulled up for a jumper and Elliot Lowndes followed with a dunk off a pass from Brendan

Terry before Teddy Washington, Jr. added a hookshot to give the Redhawks a 9-2 lead less than three minutes in.

The Screaming Eagles battled back to tie the game at 20-20 on Stephen Olowoniya's dunk with 6:37 remaining in the first half.

Braxton Stacker's driving layup gave the Redhawks another seven-point lead before they headed

USI managed to get within two (52-50) on a pair of Sam Kodi free throws with 10:12 to play, but that was as close as it would get the rest of the way.



Official Basketball Box Score - Final
Southeast Missouri at UT Martin
01/04/25 Kellen and Tom Sam Center, Martin, Tenn.
2024-25 NCAA Men's Basketball

Game Time: 7:30 PM
Game Duration: 1:56
Attendance: 1,340

Officials: Jason Creek, Josh Peto, Jeremy Trussell

Southeast Missouri - 63												
Record: 5-7 (3-1)												
NO.	Name	Min	FG	3P	FT	Rebounds	Fouls	TP	AS	TO	ST	Blocks
			M-A	M-A	M-A	OR	DR					BS
15	Brendan Terry	28:13	4-5	0-0	0-2	3	1	4	1	8	0	1
30	Elliot Lowndes	11:17	1-2	0-0	0-0	2	2	2	0	0	0	1
1	Rob Martin	28:52	3-13	1-5	2-3	1	3	4	2	2	9	3
2	BJ Ward	32:22	1-4	0-3	2-2	1	0	1	0	2	4	2
10	Teddy Washington, Jr.	35:11	5-13	3-7	2-4	1	8	9	1	3	15	3
4	Troy Cole, Jr.	15:33	1-5	0-2	1-2	1	3	4	3	2	3	0
44	Braxton Stacker	26:42	8-13	6-9	0-0	1	0	1	0	22	2	0
3	Damarian Walkup	08:45	0-1	0-0	0-0	1	0	1	1	0	0	0
18	David Idada	08:04	0-1	0-0	0-0	3	0	3	1	3	0	0
55	Marquess Bell	02:31	0-1	0-0	0-0	0	1	1	0	0	0	0
5	TJ Biel	02:30	0-1	0-0	0-0	0	0	0	1	0	0	0
Team						1	2	3		0		
Totals			23-59	10-26	7-13	15	20	35	15	63	12	10
Technical Fouls: NONE												

UT Martin - 66												
Record: 6-9 (2-2)												
NO.	Name	Min	FG	3P	FT	Rebounds	Fouls	TP	AS	TO	ST	Blocks
			M-A	M-A	M-A	OR	DR					BS
7	Vladimir Salardze	33:49	4-13	0-3	2-2	2	8	10	2	2	10	4
1	Tarence Guinyard	33:31	4-10	2-4	4-4	0	4	4	1	2	14	1
11	AJ Hopkins	28:31	3-7	3-7	0-0	0	4	4	0	9	0	1
15	Carlos Cortijo	33:29	4-11	1-4	4-5	2	0	2	2	4	13	0
33	Flip Radakovic	23:46	0-1	0-1	5-6	0	3	3	1	3	5	0
0	Andrija Bukumirovic	25:45	3-4	1-1	4-4	1	1	2	2	3	11	1
4	Afan Trinka	09:52	1-1	0-0	0-0	0	0	0	0	2	2	1
34	Lamine Niang	05:29	0-0	0-0	0-0	0	1	1	2	1	0	0
10	Josue Grullon	05:06	1-2	0-1	0-0	0	0	0	0	1	0	0
25	Stefano Faloppa	00:42	0-0	0-0	0-0	0	0	0	0	0	0	0
Team						5	4	9		0		
Totals			20-49	7-21	19-21	10	25	35	15	66	11	14
Technical Fouls: NONE												

		SEMO	UTM
Biggest lead	0 (1 st 20:00)	12 (1 st 1:14)	
Best Scoring Run	9 (2 nd 10:13)	9 (1 st 1:14)	
Lead Changes	0		
Times Tied	2		
Time with Lead	00:00	38:22	

		SEMO	UTM
Points from Turnovers	11	8	
Paint	22	22	
Second Chance	7	13	
Fast Breaks	5	8	
Bench	25	15	

		SEMO	UTM
1st	2nd	TOT	
23	40	63	
33	33	66	



Official Basketball Box Score - Final
Southern Ind. at Southeast Mo. St.
01/05/25 Show Me Center, Cape Girardeau
2024-25 NCAA Men's Basketball

Game Time: 7:30 PM
Game Duration: 1:59
Attendance: 905

Officials: Nathan Bernis, Dustin Williams, Michael Stramello

Southern Ind. - 66												
Record: 6-9 (1-4)												
NO.	Name	Min	FG	3P	FT	Rebounds	Fouls	TP	AS	TO	ST	Blocks
			M-A	M-A	M-A	OR	DR					BS
10	Jack Mielke	29:22	1-4	1-4	0-0	1	7	8	2	0	3	1
12	Stephen Olowoniya	31:17	3-7	0-0	6-10	2	8	10	1	6	12	1
1	Braxton Jones	21:50	3-11	1-4	6-6	0	0	0	4	4	13	0
5	Jack Clampton	15:57	1-2	0-0	0-0	0	0	0	2	0	2	2
11	Damoni Harrison	34:22	5-11	1-3	0-0	1	4	5	3	3	11	0
4	Sam Kodi	25:39	5-10	0-1	5-7	1	5	6	1	4	15	2
22	Josiah Dunham	19:08	1-2	0-0	0-0	0	0	0	2	0	2	0
21	Alex Horluk	08:26	3-3	0-0	0-1	0	0	0	2	1	6	0
0	Ryan Hall	06:15	0-0	0-0	0-0	0	0	0	1	0	0	0
15	Jared Washington	07:44	1-3	0-2	0-0	1	0	1	2	0	2	0
Team						0	0	0		0		
Totals			23-53	3-14	17-24	6	24	30	20	18	66	7
Technical Fouls: NONE												

Southeast Mo. St. - 77												
Record: 9-7 (4-1)												
NO.	Name	Min	FG	3P	FT	Rebounds	Fouls	TP	AS	TO	ST	Blocks
			M-A	M-A	M-A	OR	DR					BS
15	Brendan Terry	21:40	3-4	0-0	6-8	2	3	5	4	12	1	0
30	Elliot Lowndes	11:51	1-4	0-0	0-0	2	3	5	1	0	2	0
1	Rob Martin	35:35	4-12	2-3	5-6	0	1	1	4	15	6	0
2	BJ Ward	31:29	5-13	4-9	0-0	2	6	8	3	2	14	1
10	Teddy Washington, Jr.	34:24	3-10	0-4	2-3	0	2	2	1	2	8	2
4	Troy Cole, Jr.	17:36	1-4	1-3	4-4	0	1	1	1	2	7	0
18	David Idada	14:41	2-2	0-0	0-2	2	2	4	4	1	4	0
44	Braxton Stacker	24:44	3-6	1-3	6-7	1	6	7	2	4	13	3
3	Damarian Walkup	04:24	0-0	0-0	0-0	0	0	0	0	0	0	0
5	TJ Biel	03:36	0-0	0-0	2-2	0	0	0	0	1	2	0
Team						0	0	0		0		
Totals			22-55	8-22	25-32	9	24	33	18	20	77	13
Technical Fouls: NONE												

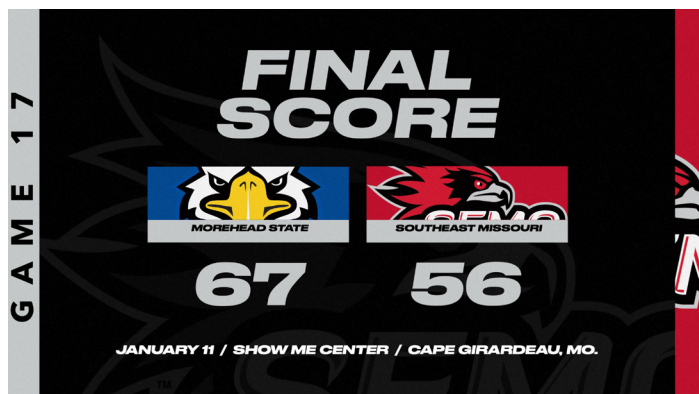
		SEMO	UTM
Biggest lead	2 (1 st 19:46)	12 (2 nd 0:39)	
Best Scoring Run	7 (1 st 8:55)	9 (1 st 17:12)	
Lead Changes	1		
Times Tied	1		
Time with Lead	00:55	38:32	

		SEMO	UTM
Points from Turnovers	11	11	
Paint	30	22	
Second Chance	5	7	
Fast Breaks	6	15	
Bench	25	26	

		SEMO	UTM
1st	2nd	TOT	
31	35	66	
37	40	77	

SOUTHEAST MISSOURI BASKETBALL NOTES

GAME SUMMARIES

WESTERN ILLINOIS
FEBRUARY 20

CAPE GIRARDEAU, Mo. - Rob Martin dropped in 21 points to lead Southeast Missouri in a 67-56 loss to Morehead State at the Show Me Center.

SEMO, which never led in the game, trailed by a point at halftime before a cold second-half start hurt the Redhawks.

The Redhawks began the second half by missing nine-straight field goals and went nearly seven minutes without a point. As a result, MSU used an 18-1 run to build an 18-point lead (45-27) and SEMO never recovered.

The Eagles scored on seven of their first eight possessions to ignite their decisive surge. Troy Cole, Jr. put an end to the Redhawks drought with a fastbreak dunk at the 11:50 mark.

SEMO later made eight-straight field goals to get within 10 points on four different occasions in less than a two-minute span. Each time the Redhawks did so, however, MSU answered and the Eagles didn't let their lead dip below double figures.

In the first half, SEMO was either tied, down two or within a point a total of 13 times.



CAPE GIRARDEAU, Mo. - Southeast Missouri stormed back to tie the game in the final seconds, but Jonathan Lawson made a jumper with 1.1 seconds left to send Little Rock to a 73-71 victory in a thriller at the Show Me Center.

SEMO trailed 63-53 when it put together a 13-6 run down the stretch.

Rob Martin made two free throws before stealing the ball and scoring on a jumper in the paint to close LR's lead to 69-66 with 57 seconds.

After Lawson answered with two

free throws for the Trojans, Stacker was fouled and sunk both of his shots to get SEMO within three again.

Tuongthach Gatkek missed two free throws and BJ Ward splashed in a 3-pointer from the corner off a pass by Martin to tie the game at 71-71 with 11 seconds on the clock.

Lawson then hit his game-winning jumper just outside the paint to his right.

SEMO had one last chance, but Martin's desperation halfcourt shot came off the back of the iron as time expired.



Official Basketball Box Score - Final
Morehead St. at Southeast Mo. St.
01/11/25 Show Me Center, Cape Girardeau
2024-25 Men's Basketball

Game Time: 3:45 PM
Game Duration: 1:46
Attendance: 1,216

Officials: Kevin Driver, Nate Gamet, Justin Dorris

Morehead St. - 67												
Record: 10-7 (5-1)												
NO.	Name	Min	FG	3P	FT	Rebounds	Fouls	TP	AS	TO	ST	Blocks
			M/A	M/A	M/A	OR	DR	PF				BS
8	Anouar Mellouk	F 32:37	8-9	1-1	1-2	5	5	10	0	1	18	1
13	Kenny White Jr.	F 28:39	4-13	1-2	5-6	3	3	6	2	4	14	2
1	Jerome Morton	G 40:00	3-7	0-1	0-0	0	6	6	0	1	6	3
2	Steven Clay	G 19:48	2-6	0-3	0-0	0	1	1	4	1	4	0
5	Tyler Bralford	G 31:07	2-6	1-2	2-2	1	8	9	1	2	7	1
23	Dionte Miles	G 15:58	4-6	0-0	2-5	1	2	3	3	3	10	1
3	Kade Rueggeger	11:45	1-2	1-2	0-0	1	0	1	1	0	3	0
12	George Marshall	17:20	2-5	1-3	0-0	0	4	4	0	0	5	1
15	Khouri Carvey	01:46	0-0	0-0	0-0	1	0	1	0	0	0	0
Team			0	0	0	0	0	0	0	2		
Totals			26-54	5-14	10-15	12	29	41	11	12	67	10

Technical Fouls: NONE

Southeast Mo. St. - 56												
Record: 9-6 (4-2)												
NO.	Name	Min	FG	3P	FT	Rebounds	Fouls	TP	AS	TO	ST	Blocks
			M/A	M/A	M/A	OR	DR	PF				BS
15	Brendan Terry	F 32:48	6-8	0-0	1-2	1	5	6	2	2	13	0
30	Elliott Lowndes	F 09:35	2-2	0-0	0-0	0	1	1	2	0	4	0
1	Rob Martin	G 32:56	8-12	4-5	1-2	0	1	1	0	2	21	8
2	BJ Ward	G 32:45	1-11	0-4	0-0	1	2	3	1	0	2	1
10	Teddy Washington, Jr.	G 33:24	1-7	0-2	4-5	0	3	3	2	5	6	0
4	Troy Cole, Jr.	14:32	1-3	0-1	0-0	0	2	2	0	0	2	0
3	Damarion Walkup	08:15	1-1	0-0	1-2	0	0	0	0	1	3	0
5	TJ Biel	09:27	1-2	1-2	0-0	0	0	0	0	3	1	0
18	David Idada	08:16	0-0	0-0	0-0	1	1	0	0	0	1	1
44	Braxton Stacker	18:02	1-7	0-4	0-0	1	0	1	2	0	2	0
Team			0	0	0	0	0	0	0	0	0	0
Totals			22-53	5-14	7-11	3	15	18	12	11	56	10

Technical Fouls: NONE

	MORE	SEMO	Points from		MORE	SEMO	Period by Period Scoring		
Biggest lead	18 (2 nd 12:34)	0 (1 st 20:00)	Turnovers	9	5	MORE	1st	2nd	TOT
Best Scoring Run	16(2 nd 12:34)	5 (1 st 4:09)	Paint	36	26		27	40 <td>67</td>	67
Lead Changes	0		Second Chance	9	0	SEMO	26	30	56
Times Tied	2		Fast Breaks	0	6				
Time with Lead	37:57	00:00	Bench	18	10				

SOUTHEAST MISSOURI BASKETBALL NOTES



WESTERN ILLINOIS
FEBRUARY 20

GAME SUMMARIES



COOKEVILLE, Tenn. - Teddy Washington, Jr. scored 17 points and Southeast Missouri grinded out a 77-70 win over Tennessee Tech at the Eblen Center.

SEMO handed TTU its first home loss of the season and snapped a seven-game losing streak against the Golden Eagles in Cookeville.

Tonight's win was the Redhawks first at the Eblen Center since Jan. 18, 2014 (83-74) and by no means did it come easy.

Everything went right for SEMO in the first half, where the

Redhawks opened things up by shooting a scorching 60 percent en route to getting their largest halftime lead against a Division I opponent this season.

Ahead, 22-18, SEMO went on a 13-2 run to grab a 15-point advantage.

SEMO outscored TTU, 29-4, in the final 9:06 of the opening stanza and Braxton Stacker's layup extended the Redhawks lead to 21 (47-26) at the intermission.

TTU managed to pull within two in the second half, but SEMO held off the Golden Eagles.



ST. CHARLES, Mo. - Brendan Terry scored 14 points to lead four players in double figures as Southeast Missouri came up short in a 72-68 loss to Lindenwood.

SEMO never led in the game during its fifth game decided by four or less points this season.

The Redhawks missed their first nine shots and did not score for the opening 6:10 of the contest.

LU took advantage of the cold shooting to take a 13-0 lead.

The Redhawks put together an 11-2 run after its scoreless start and used a pair of free throws by

Marqueas Bell to get within four (15-11) with 10:34 to go.

After BJ Ward splashed in a 3-pointer from the top of the arc to bring the score to 32-29, the Lions answered with nine of the final 11 points to grab a 41-31 lead at the half.

LU, which missed 12 free throws in its first 26 attempts of the game, made six of its final nine in the last 1:38 to hang on.



Official Basketball Box Score - Final
Southeast Missouri at Tennessee Tech
01/16/25 Eblen Center, Cookeville, TN
2024-25 Men's Basketball

Game Time: 7:30 PM
Game Duration: 2:10
Attendance: 1,445

Officials: Blake Harris, R.B. Clyburn, Chase Shaw

Southeast Missouri - 77					Record: 10-9 (5-3)												
NO. NAME	Min	FG M-A	3P M-A	FT M-A	Rebounds OR DR TOT	Fouls PF PD	TP	AS	TO	ST	Blocks BS BA	+					
15 Brendan Terry	F 31:08	3-6	0-0	3-4	2 3 5	3 4	9	2	3	1	1	0	10				
1 Rob Martin	G 33:38	4-9	1-1	4-4	0 2 2	2 4	13	4	1	1	1	0	13				
2 BJ Ward	G 25:17	3-8	3-7	0-0	1 2 3	2 0	9	2	1	1	1	0	0				
4 Troy Cole, Jr.	G 14:32	3-5	1-1	0-0	1 3 4	2 0	7	0	0	1	0	0	2				
10 Teddy Washington, Jr.	G 36:37	7-18	1-6	2-3	0 1 1	3 2	17	4	0	3	1	1	-3				
5 TJ Biel	23:40	3-4	0-0	0-0	2 4 6	3 0	6	0	1	1	0	0	5				
18 David Ikada	06:59	0-0	0-0	0-0	1 1 2	2 2	0	0	1	1	0	0	-6				
44 Braxton Stacker	19:44	4-8	1-1	4-4	0 4 4	1 2	13	0	2	0	0	1	10				
55 Marqueas Bell	06:32	1-1	0-0	1-1	0 0 0	1 1	3	1	1	0	0	0	1				
30 Elliot Lowndes	01:53	0-0	0-0	0-0	0 0 0	0 0	0	0	0	0	0	0	3				
Team					4 2 6		0		1								
Totals		28-59	7-16	14-16	11 22 33	19 15	77	13	11	8	3	2	7				

Technical Fouls: NONE

Tennessee Tech - 70																	
Record: 9-9 (4-3)																	
NO.	Name	Min	FG M-A	3P M-A	FT M-A	Rebounds OR DR TOT	Fouls PF PD	TP	AS	TO	ST	Blocks BS BA	+/-				
0	Daniel Egbuniwe	F 34:27	3-8	0-2	3-4	1	7	8	4	3	9	3	1	1	0	-6	
7	JaJuan Nicholls	F 20:45	3-5	0-0	0-0	2	3	5	4	0	6	0	2	2	1	0	-4
2	Kyle Layton	G 35:33	1-6	0-3	3-5	0	2	2	2	3	5	3	2	1	0	1	-8
3	Jaylon Johnson	G 35:43	8-11	1-3	4-4	1	4	5	1	4	21	2	4	0	0	1	-4
10	Grant Statten	G 18:46	0-3	0-1	0-0	0	2	2	0	0	1	0	1	0	0	1	3
8	Ola Albayre	22:05	4-4	0-0	5-6	2	1	3	3	5	13	3	0	0	1	0	-9
4	Ray Glasgow	15:05	2-7	1-4	2-2	0	2	2	1	3	7	0	2	0	0	0	-6
12	Matthew Sells	17:36	3-6	2-4	1-2	1	0	1	0	1	9	1	1	0	0	0	-1
Team						0	1	1			0		0				
Totals			24-50	4-17	18-23	7	22	29	15	19	70	13	12	4	2	3	-7

Technical Fouls: NONE

	SEMO	Tech					
Biggest lead	21 (1 st 0:02)	0 (1 st 20:00)					
Best Scoring Run	9(2 nd 5:45)	8(2 nd 9:54)					
Lead Changes							
Times Tied	4						
Time with Lead	37:37	00:00					
			Points from Turnovers	SEMO 18	Tech 16	Period by Period Scoring	
			Paint	SEMO 32	Tech 34		
			Second Chance	SEMO 6	Tech 6	SEMO 47 30 77	
			Fast Breaks	SEMO 6	Tech 9		
			Bench	SEMO 22	Tech 29	Tech 26 44 70	



Official Basketball Box Score - Final
Southeast Mo. St. at Lindenwood
01/23/25 Robert F. Hyland Arena, Saint Charles, Mo.
2024-25 Men's Basketball

Game Time: 7:30 PM
Game Duration: 2:05
Attendance: 1,989

Officials: Chance Walkers, Tariq Lucas, Wesley Harper

Southeast Mo. St. - 68																	
Record: 10-10 (5-4)																	
NO.	Name	Min	FG	3P	FT	Rebounds	Fouls	TP	AS	TO	ST	Blocks					
			M.A.	M.A.	M.A.	OR DR TOT	PF PD					BS BA					
15	Brendan Terry	F 22:30	6-8	0-0	2-4	1	3	4	2	5	14	2	2	0	0	0	-6
1	Rob Martin	G 23:48	5-11	2-3	0-0	0	0	0	0	3	1	12	4	3	1	0	-10
2	BJ Ward	G 29:58	4-14	2-8	0-0	0	0	0	0	4	10	0	1	0	0	0	-4
4	Troy Cole, Jr.	G 12:24	0-0	0-0	0-0	1	1	2	3	1	0	1	0	2	0	0	-9
10	Teddy Washington, Jr.	G 34:34	3-10	1-3	4-4	2	5	7	4	3	11	2	3	3	0	0	-1
44	Braxton Stacker	17:01	1-5	1-4	0-0	0	1	1	5	0	3	4	0	1	1	1	8
18	David Ikada	12:08	1-2	0-0	0-0	0	3	3	0	0	2	0	0	0	0	1	-3
5	TJ Biel	19:46	3-6	1-2	0-0	3	4	7	4	1	7	0	1	1	1	0	1
30	Elliot Lowndes	05:15	1-1	0-0	0-0	0	2	2	1	0	2	1	0	0	0	0	5
55	Marqueas Bell	12:27	1-1	0-0	3-4	0	1	1	0	2	5	2	2	1	0	0	3
22	Saxton Hoepker	05:25	0-2	0-2	0-0	0	0	0	0	0	0	0	0	0	0	0	0
3	Damarion Wakeup	04:44	0-1	0-1	2-2	0	0	0	0	1	2	0	0	0	0	0	-4
Team						0	2	2			0		1				
Totals			25-61	7-23	11-14	7	22	29	26	14	68	16	13	9	2	2	-4
													Shooting By Period				
													1 st	FG	10-27	37.0%	
														3PT	3-13	23.1%	
														FT	10-17	58.8%	
													2 nd	FG	15-34	44.1%	
														3PT	3-10	30.0%	
														FT	4-6	66.7%	
													GM FG	25-61	41.0%		
														3PT	7-23	30.4%	
														FT	11-14	78.6%	
													Dead Ball Rebounds: 4-0				

Technical Fouls: NONE

Lindenwood - 72																	
Record: 9-11 (4-5)																	
NO.	Name	Min	FG	3P	FT	Rebounds	Fouls	TP	AS	TO	ST	Blocks	A+				
			M.A.	M.A.	M.A.	OR DR TOT	PF PD					BS BA					
13	Aly Tournaire	F 19:09	2-3	0-0	0-4	4	3	7	4	3	4	0	0	1	0	1	
2	Reggie Bass	G 23:47	1-2	0-1	4-6	0	0	0	2	3	6	3	4	0	0	0	
3	Marketh Browning II	G 33:46	3-6	0-0	4-7	0	4	4	1	7	10	8	4	0	1	0	
10	Jadis Jones	G 36:50	5-9	0-0	5-6	1	5	6	2	7	15	2	1	1	0	1	
12	Anias Futrell	G 35:35	7-14	3-6	3-8	1	3	4	1	4	20	1	2	4	1	0	
4	Jordan Wildy	20:26	6-9	1-4	4-4	0	5	5	2	2	17	1	1	2	0	0	
15	Nathan Johnson Jr.	20:42	0-2	0-1	0-0	0	3	3	1	0	0	1	2	0	0	0	
34	Clayton Jackson	09:45	0-1	0-0	0-0	0	0	0	0	1	0	0	0	0	0	-14	
Team						1	5	6			0		0				
Totals			24-46	4-12	20-35	7	28	35	14	26	72	16	14	8	2	2	-4
													Shooting By Period				
													1st FGM 16-27 59.3%				
													1st FT 1-4 25.0%				
													2nd FGM 8-19 42.1%				
													2nd FT 2-6 33.3%				
													3rd FGM 7-16 43.8%				
													3rd FT 4-12 33.3%				
													4th FGM 20-36 55.6%				
													4th FT 4-12 33.3%				
													FT% 20-35 57.1%				
													Dean Bass Rebounds: 8				

Technical Fouls: NONE

	SEMO	LUW				
Biggest lead	0 (1 st 20:00)	13 (1 st 14:05)	Points from Turnovers	SEMO 18	LUW 17	Period by Period Scoring
Best Scoring Run	7 (2 nd 10:13)	13 (1 st 14:05)	Paint	30	38	
Lead Changes	0	5	Second Chance	5	4	
Times Tied	0		Fast Breaks	15	17	SEMO 31 37 68
Time with Lead	00:00	39:14	Bench	21	17	
						LUW 41 31 72

SOUTHEAST MISSOURI BASKETBALL NOTES

GAME SUMMARIES

WESTERN ILLINOIS
FEBRUARY 20

MACOMB, ILL. - Brendan Terry scored a career-high 19 points and Rob Martin added 16 to lead Southeast Missouri to a commanding 72-51 win over Western Illinois.

SEMO outscored WIU, 45-28, in the second half en route to dealing the Leathernecks their sixth-straight loss. The Redhawks shot 56.7 percent from the field and made a perfect 8-of-8 free throws in the game's final 20 minutes.

TJ Biel keyed a 10-0 run for the Redhawks that ended on a tip-in by David Idada with a little over 13

minutes left.

A 3-point play by Rodrick Payne cut SEMO's lead to 50-41 before Teddy Washington, Jr. answered with a three putting the Redhawks ahead by 12 again.

An alleyoop dunk by Biel off a pass from Martin stretched the lead to 15 (64-49) and the Redhawks never looked back.

Terry and Martin each made 7-of-12 field goals and combined for seven of SEMO's 10 free throws made in the contest. For Terry, it was his 10th double-digit scoring game in 13 starts.



CAPE GIRARDEAU, Mo. - Braxton Stacker scored 19 points and Southeast Missouri shot a season-high 63.5 percent from the field in a 90-79 win over UT Martin at the Show Me Center.

With its win, SEMO ended a five-game losing streak in its all-time series against the Skyhawks. The Redhawks also improved to 38-9 against UTM in Cape Girardeau.

SEMO was red-hot in the first half shooting 60.7 percent from the field.

The Redhawks put together an 11-2 run to take a six-point lead in

the opening 4:25 of the contest.

A steal and breakaway dunk by Stacker followed by a Martin jumper in the final 41 seconds pushed the Redhawks margin to 46-33 at the half.

SEMO picked up where it left off in the second half scoring six-straight points to run its lead to 19.

The Skyhawks managed to make it a seven-point game when Grullon made three free throws, but that was as close as they would get.



Official Basketball Box Score - Final
Southeast Mo. St. at Western Ill.
01/25/25 Western Hall, Macomb
2024-25 Men's Basketball

Game Time: 3:30 PM
Game Duration: 1:40
Attendance: 656

Officials: Scott Tierney, Drew Larson, Chris Duprey

Southeast Mo. St. - 72

Record: 11-10 (6-4)

NO.	Name	Min	FG	3P	FT	Rebounds	Fouls	TP	AS	TO	ST	Blocks	+/-
			M-A	M-A	M-A	OR DR TOT	PF FO					BS BA	
15	Brendan Terry	F 27:23	7-12	0-0	5-7	0 3 3	0 5 19	2 2 1	1 1 0	9			
1	Rob Martin	G 35:37	7-12	0-0	2-3	0 1 1	2 2 16	4 0 1	0 0 0	23			
6	BJ Ward	G 17:16	3-6	0-2	1-1	0 0 0	4 1 7	0 0 0	0 0 0	3			
4	Troy Cole, Jr.	G 16:32	1-3	1-2	0-0	0 2 2	4 0 3	0 1 0	0 0 0	-1			
10	Teddy Washington, Jr.	G 27:34	2-7	2-5	0-0	0 6 6	3 1 6	5 1 2	0 1 1	18			
18	David Idada	G 24:24	1-2	0-0	2-2	1 2 3	2 1 4	1 0 0	0 0 0	11			
44	Braxton Stacker	G 30:48	3-6	1-2	0-0	1 1 2	0 0 7	1 1 0	2 0 0	18			
5	TJ Biel	G 25:21	4-6	2-4	0-0	1 6 7	1 1 10	1 0 1	0 0 0	20			
55	Marques Bell	G 04:46	0-2	0-0	0-0	0 3 3	0 0 0	0 0 0	0 0 0	1			
3	Damarion Walkup	G 03:59	0-0	0-0	0-0	0 0 0	0 0 0	0 0 0	0 0 0	1			
30	Elliot Lowndes	G 02:20	0-0	0-0	0-0	0 2 2	0 0 0	0 0 0	0 0 0	3			
Team						2 0 2							
Totals			28-56	8-15	10-13	5 26 31	16 11 72	15 6 7	2 2 21				

Technical Fouls: NONE

Western Ill. - 51

Record: 9-13 (2-8)

NO.	Name	Min	FG	3P	FT	Rebounds	Fouls	TP	AS	TO	ST	Blocks	+/-
			M-A	M-A	M-A	OR DR TOT	PF FO					BS BA	
5	Trey Deveaux	F 29:07	4-8	0-1	6-8	2 5 7	1 6 14	2 2 0	0 0 0	-1			
14	Massal Diouf	F 23:15	2-4	0-0	0-2	3 4 7	2 2 4	2 0 0	0 0 0	-8			
2	Ryan Myers	G 28:14	3-8	1-2	2-3	0 2 2	2 2 9	0 2 0	0 1 1	-14			
3	Marko Maleic	G 31:14	4-9	1-3	0-0	0 5 5	2 3 9	0 1 1	0 0 0	-11			
55	Sean Smith	G 36:45	4-12	2-4	0-0	0 0 0	0 1 10	2 2 1	1 1 0	-15			
10	Julius Rollins	G 19:24	0-3	0-0	2-2	0 4 4	1 1 2	0 0 1	0 1 0	-24			
1	Kayden Carter	G 04:53	0-0	0-0	0-0	1 1 1	1 1 0	0 0 0	0 0 0	-9			
20	Rodrick Payne	G 12:18	1-3	0-0	1-1	1 2 3	2 1 3	0 0 0	0 0 0	-4			
24	Tay Knox	G 04:27	0-2	0-0	0-0	0 0 0	0 0 0	0 0 0	0 0 0	-9			
10	Caleb Thompson	G 10:23	0-1	0-0	0-0	1 0 1	0 0 0	0 0 0	0 0 0	-10			
Team						2 2 4							
Totals			18-50	4-10	11-16	9 25 34	11 16 51	6 13 3	2 2 21				

Technical Fouls: NONE

	SEMO	WIU	Points from Turnovers	SEMO	WIU	Paint	SEMO	WIU	Period by Period Scoring
Biggest lead	21 (2 nd 1:56)	5 (1 st 16:35)	15	7	36	24	27	45	72
Best Scoring Run	10 (2 nd 13:09)	7 (1 st 18:35)	1	1	7	2	23	28	51
Lead Changes	4		Second Chance	8	9				
Times Tied	3		Fast Breaks	7	2				
Time with Lead	23:43	12:36	Bench	21	5				



Official Basketball Box Score - Final
UT Martin at Southeast Mo. St.
01/30/25 Show Me Center, Cape Girardeau
2024-25 Men's Basketball

Game Time: 7:30 PM
Game Duration: 2:02
Attendance: 1,869

Officials: Cody Crum, Michael Wallace, Nate Garmet

UT Martin - 79

Record: 9-13 (5-6)

NO.	Name	Min	FG	3P	FT	Rebounds	Fouls	TP	AS	TO	ST	Blocks	+/-
			M-A	M-A	M-A	OR DR TOT	PF FO					BS BA	
7	Vladimir Salaridze	F 30:54	0-3	0-0	5-8	2 4 6	4 5 5	0 4 1	0 0 0	-9			
1	Tarance Guinyard	G 30:19	4-12	1-6	3-4	0 2 2	3 4 12	0 1 0	0 0 0	-12			
6	Matija Zubic	G 21:16	2-2	2-2	0-0	0 0 0	4 1 6	1 1 0	0 0 0	-13			
15	Carlos Cortijo	G 26:23	3-9	0-2	3-6	0 1 1	3 3 9	5 3 0	0 0 0	-2			
33	Filip Radakovic	G 25:80	3-5	1-1	0-0	4 2 6	2 0 7	3 1 2	0 0 0	1			
0	Andrija Bukumirovic	G 10:13	0-4	0-1	1-2	3 1 4	1 2 1	0 0 0	0 0 0	-5			
4	Alfan Trnka	G 19:39	1-4	0-2	0-0	0 0 0	2 0 2	2 1 0	0 0 0	-10			
10	Josue Grullon	G 28:25	7-14	5-8	12-12	2 6 8	0 4 3	0 0 0	0 0 0	-5			
34	Lamine Niang	G 05:43	2-2	0-0	2-2	0 0 0	0 1 6	0 0 0	0 0 0	2			
25	Stefano Faloppa	G 01:08	0-0	0-0	0-0	0 0 0	0 0 0	0 0 0	0 0 0	-2			
Team						0 0 0							
Totals			22-55	9-22	26-34	11 16 27	19 20 79	11 11 4	0 4 11				

Technical Fouls: Cortijo 1st 2:47

Southeast Mo. St. - 90

Record: 12-10 (7-4)

NO.	Name	Min	FG	3P	FT	Rebounds	Fouls	TP	AS	TO	ST	Blocks	+/-
			M-A	M-A	M-A	OR DR TOT	PF FO					BS BA	
15	Brendan Terry	F 12:42	2-2	0-0	0-0	0 1 1	5 0 4	0 0 0	0 0 0	-4			
1	Rob Martin	G 36:03	8-13	0-2	2-2	0 2 2	3 2 18	7 1 2	0 0 0	9			
2	BJ Ward	G 34:28	6-8	3-5	0-0	0 0 0	3 2 15	5 2 3	0 0 0	18			
4	Troy Cole, Jr.	G 16:24	2-3	0-1	0-0	0 2 2	1 0 4	0 0 0	0 0 0	0			
10	Teddy Washington, Jr.	G 33:04	2-9	1-7	6-7	0 7 7	3 4 11	2 1 2	1 0 0	14			
18	David Idada	G 11:41	2-2	0-0	2-2	1 4 5	2 0 6	0 1 0	0 0 0	8			
5	TJ Biel	G 20:45	4-5	0-0	3-6	1 2 3	2 6 11	1 0 0	0 0 0	9			
30	Elliot Lowndes	G 05:46	1-1	0-0	0-0	0 0 0	1 0 2	0 0 0	0 0 0	-2			
44	Braxton Stacker	G 25:21	6-8	3-4	4-5	1 1 2	1 4 19	2 1 1	0 0 0	10			
3	Damarion Walkup	G 01:43	0-0	0-0	0-0	0 0 0	0 0 0	0 0 0	0 0 0	0			
55	Marques Bell	G 02:04	0-1	0-0	0-0	0 0 0	0 0 0	0 0 0	0 0 0	-8			
Team						0 0 0							
Totals			33-52	7-19	17-22	3 19 22	21 18 90	17 9 8	4 0 11				

Technical Fouls: Martin 2nd 12:21

	UTM	SEMO	Points from Turnovers	UTM	SEMO	Paint	UTM	SEMO	Period by Period Scoring
Biggest lead	3 (1 st 18:06)	19 (2 nd 18:23)	16	13	26	34	33	46	79
Best Scoring Run	9 (1 st 4:15)	10 (2 nd 18:23)	1	1	6	4	46	44	90
Lead Changes	1		Second Chance	6	4				
Times Tied	1		Fast Breaks	15	11				
Time with Lead	01:40	36:50	Bench	40	38				

SOUTHEAST MISSOURI BASKETBALL NOTES



WESTERN ILLINOIS
FEBRUARY 20

GAME SUMMARIES



CAPE GIRARDEAU, Mo. - Rob Martin scored 22 points, Brendan Terry added 20 and Teddy Washington, Jr. made the game-winning shot with two seconds left in overtime sending Southeast Missouri to an 89-87 win over Tennessee State.

Washington, Jr.'s shot ended TSU's four-game winning streak and gave SEMO its ninth home victory of the season.

TSU scored the first six points of the extra period behind a free throw by Brandon Weston, 3-pointer by Travis Harper and layup from Carlous Williams.

The Tigers were ahead by six a second time when Aaron Nkrumah made two free throws to make it an 85-79 game with 2:54 left to play.

SEMO got within one when Washington, Jr. splashed in a 3-pointer to drop TSU's lead to 87-86 with 1:20 remaining.

Braxton Stacker split two free throws to tie the game with 36 seconds.

Following a jump ball that gave SEMO possession, Washington, Jr. drained his game-winner.



MOREHEAD, Ky. - Rob Martin dropped in a game-high 27 points as Southeast Missouri crushed Ohio Valley Conference leader Morehead State, 80-51, at Johnson Arena.

SEMO won its fourth-straight game in its largest OVC win of the season.

The Redhawks handed MSU only its eighth home loss since the 2020-21 campaign. After tonight, the Eagles are now 61-8 on their home court during that span.

SEMO's 29-point victory marked the largest by an OVC opponent

at Johnson Arena since Jan. 21, 2006, when MSU dropped an 88-65 decision to then-league member Jacksonville State. Additionally, the Redhawks came away with a win for the third time in four trips to Morehead.

BJ Ward set the tone by scoring eight of his team's first 12 points and SEMO jumped out to an early 12-4 lead a little over four minutes in.

Martin later drained a 3-pointer at the shot clock buzzer sending SEMO into the intermission with a 38-22 lead.



Official Basketball Box Score - Final
Tennessee St. at Southeast Mo. St.
02/01/25 Show Me Center, Cape Girardeau
2024-25 Men's Basketball

Game Time: 3:45 PM
Game Duration: 2:21
Attendance: 2,379

Officials: Eric Lowe, Chris Koopman, Micheal Ingram

Tennessee St. - 87												
Record: 10-13 (6-6)												
NO.	Name	Min	FG	3P	FT	Rebounds	Fouls	TP	AS	TO	ST	Blocks
			M/A	M/A	M/A	OR	DR					BS
12	Carlous Williams	F 29:01	5-6	0-0	0-0	1	2	3	3	0	10	2
30	Aaron Nkrumah	F 39:04	6-12	1-4	13-14	0	4	4	7	26	5	2
33	Josh Ogundele	C 11:16	1-1	0-0	1-2	0	1	1	2	1	3	0
2	Travis Harper II	G 34:31	3-8	2-5	0-0	0	4	4	1	1	8	1
20	Brandon Weston	G 20:43	3-8	1-4	5-6	1	0	1	4	2	12	2
0	Justus Jackson	26:34	2-9	2-4	0-0	1	0	1	0	1	6	1
21	Ronald Jessamy	31:39	8-11	0-0	1-2	0	6	6	4	5	17	1
55	Krute Wood	14:20	0-0	0-0	1-2	0	0	0	1	0	1	0
11	Antoine Loric III	15:47	2-6	0-0	0-0	3	2	5	3	0	4	2
25	Ahmir Langlais	02:05	0-1	0-0	0-0	0	1	1	0	1	0	0
Team			0-0			0-0			0-1			0-0
Totals			30-62			16-17			21-26			22-18
									87			15
									14			5
									4			5
									-2			

Technical Fouls: NONE

Dead Ball Rebounds: 9, 1

Southeast Mo. St. - 89												
Record: 13-10 (8-4)												
NO.	Name	Min	FG	3P	FT	Rebounds	Fouls	TP	AS	TO	ST	Blocks
			M/A	M/A	M/A	OR	DR					BS
15	Brendan Terry	F 30:53	5-10	0-0	10-11	5	1	6	3	6	20	1
1	Rob Martin	G 43:28	9-15	2-2	2-2	0	4	4	2	4	22	5
2	BJ Ward	G 24:45	3-6	1-2	0-0	0	1	1	2	0	7	0
4	Troy Cole, Jr.	G 32:14	4-7	1-3	5-6	1	3	4	4	4	14	1
10	Teddy Washington, Jr.	G 35:57	6-12	1-6	0-0	1	3	4	4	2	13	2
5	TJ Biel	15:15	0-3	0-1	0-0	0	2	2	1	0	1	0
44	Braxton Stacker	22:59	1-2	1-2	6-8	0	0	0	3	4	9	2
30	Elliot Lowndes	03:19	0-0	0-0	0-0	0	1	1	0	0	0	0
3	Damarion Walkup	00:39	0-0	0-0	0-0	0	1	1	0	0	0	0
5	Marques Bell	04:43	1-1	0-0	0-0	0	1	1	0	0	2	0
18	David Idada	10:48	1-1	0-0	0-3	2	1	3	1	2	2	1
Team			0-0			0-0			0-2			0-0
Totals			30-57			16-16			23-30			9
									18			27
									89			12
									13			8
									5			4
									2			

Technical Fouls: Washington, Jr. 1st 14:06 Cole, Jr. 2nd 20:00

		TSU	SEMO
Biggest lead		9 (2 nd 8:21)	4 (1 st 14:56)
Best Scoring Run		8 (1 st OT 3:31)	7 (1 st 16:50)
Lead Changes		13	
Times Tied		12	
Time with Lead		31:23	07:07

		TSU	SEMO
Points from Period Scoring		12	19
Turnovers		44	36
Paint		2	12
Second Chance		12	11
Fast Breaks		12	11
Bench		28	13

		TSU	SEMO
Period by Period Scoring		31	46
1st		10	8
2nd		16	10
OT1		8	7
TOT		35	45



Official Basketball Box Score - Final
Southeast Missouri at Morehead State
02/06/25 Johnson Arena, Morehead, Ky.
2024-25 Men's Basketball

Game Time: 7:00 PM
Game Duration: 1:52
Attendance: 2,345

Officials: Chris Fuller, Jason Deering, Austin Jones

Southeast Missouri - 80												
Record: 14-10 (9-4)												
NO.	Name	Min	FG	3P	FT	Rebounds	Fouls	TP	AS	TO	ST	Blocks
			M/A	M/A	M/A	OR	DR					BS
15	Brendan Terry	F 25:08	4-8	0-0	0-0	2	2	4	3	2	8	4
1	Rob Martin	G 31:39	11-19	3-6	2-2	0	2	2	3	27	5	2
2	BJ Ward	G 36:59	6-12	4-7	0-0	1	1	2	2	0	16	2
4	Troy Cole, Jr.	G 21:00	3-5	0-1	0-0	1	8	9	3	0	6	1
10	Teddy Washington, Jr.	G 27:11	2-6	0-1	1-2	0	6	6	3	2	5	2
18	David Idada	08:58	1-1	0-0	0-0	0	1	1	2	0	1	0
5	TJ Biel	19:00	2-2	0-0	1-2	2	2	4	1	1	5	1
44	Braxton Stacker	13:34	2-5	1-2	0-0	1	1	2	2	1	5	2
3	Damarion Walkup	06:49	1-2	0-1	0-0	0	2	2	1	2	0	0
30	Elliot Lowndes	05:54	1-1	0-0	0-1	1	1	2	0	1	2	1
22	Saxton Hoopker	03:48	1-1	0-0	0-0	0	0	1	0	1	0	0
Team			2-2			4-4			0-0			0-0
Totals			34-62			8-18			4-7			10
									28			38
									20			11
									80			19
									8			7
									5			2
									29			

Technical Fouls: NONE

Dead Ball Rebounds: 1, 0

Morehead State - 51														
Record: 14-10 (9-4)														
NO. NAME	Min	FG	3P	FT	Rebounds	Fouls	TP	AS	TO	ST	Blocks	++		
		M-A	M-A	M-A	OR	DR	PP	FF			BS	BA		
8 Anour Mellouk	F 18:48	1-3	0-0	0-0	0	1	1	0	2	0	2	0	-13	
13 Kenny White Jr.	F 22:48	5-8	0-1	1-3	0	0	0	2	2	11	3	2	0	-14
1 Jerome Morton	G 21:46	1-5	1-1	1-4	1	2	3	0	2	4	1	0	0	-14
5 Tyler Brelsford	G 29:46	3-11	1-3	6-6	1	2	3	2	5	13	0	0	0	-19
12 George Marshall	G 18:06	2-4	0-2	3-4	1	2	3	2	4	7	1	0	0	-14
2 Steven Clay	23:08	0-4	0-4	0-0	1	2	3	2	0	0	0	0	0	-17
23 Dionne Miles	24:14	1-3	0-0	1-1	0	4	4	0	2	3	0	0	2	-27
0 Jalen Brazzale	09:26	0-1	0-1	0-0	0	0	0	0	0	1	2	0	0	-6
3 Kade Ruegger	15:56	0-5	0-3	4-5	2	3	5	1	3	4	0	1	0	-16
15 Khoury Carvey	07:14	1-3	0-0	1-2	0	1	1	0	1	3	0	1	0	-4
11 Trent Scott	08:48	2-2	0-0	0-0	0	1	1	1	1	1	4	1	0	-12
Team					2	2	4	0	3	1	1	4	1	-20
Total		16-49	2-15	17-25	8	28	28	11	51	0	14	10	5	-129
Shooting By Period														
1 st FG% 8-21 38.1%														
3PT% 0-1 16.7%														
FT% 5-11 45.5%														
2 nd FG% 8-28 28.6%														
3PT% 1-6 11.1%														
FT% 10-14 85.7%														
3 rd FG% 16-49 32.7%														
3PT% 2-15 13.3%														
FT% 17-25 68.0%														
Dead Ball Rebounds: 5, 0														

SOUTHEAST MISSOURI BASKETBALL NOTES

GAME SUMMARIES

WESTERN ILLINOIS
FEBRUARY 20

EVANSVILLE, Ind. - Teddy Washington, Jr. scored 17 points and made two free throws with 2.4 seconds left to lead Southeast Missouri to a 79-74 win over Southern Indiana Saturday in a nailbiter at Liberty Arena.

The victory extended SEMO's winning streak to five games and put the Redhawks in a three-way tie for first in the Ohio Valley Conference with SIU Edwardsville and Little Rock.

SEMO and USI went down to the wire in a slugfest that featured eight ties and 24 lead changes.

Washington, Jr.'s two big free throws came after Jayland Randall missed the front end of a 1-and-1.

There was plenty more drama that preceded Washington, Jr.'s game-icing free throws.

Brendan Terry pulled down a huge offensive rebound and scored to grab SEMO a 74-72 lead with 49 seconds on the clock.

Terry later rebounded a missed shot, was fouled and split two free throws putting the Redhawks ahead by three (75-72).



LITTLE ROCK, Ark. - Rob Martin scored a game-high 17 points and Southeast Missouri made eight-straight free throws in the final 1:42 to finish off a 57-45 win over Little Rock at the Jack Stephens Center.

SEMO moved into sole possession of first in the Ohio Valley Conference standings with its sixth-straight victory.

Jonathan Lawson, who made the game-winning shot with 1.1 seconds when these teams met in Cape Girardeau earlier this season, hit a jumper to cut SEMO's lead

to 39-38 with 7:34 remaining in the contest.

That was as close as the Trojans would get from that point on as the Redhawks outscored LR, 19-6, the rest of the way.

Troy Cole, Jr. stuck a 3-pointer from the left corner right after Lawson made it a one-point contest.

Cole, Jr. later got a steal, was fouled and made two free throws to widen the Redhawks margin to 44-38 with just over five minutes left.



Official Basketball Box Score - Final
Southeast Mo. St. at Southern Indiana
02/06/25 Liberty Arena, Evansville, IN
2024-25 USI Men's Basketball

Game Time: 7:30 PM
Game Duration: 1:55
Attendance: 3,997

Officials: Andrew Walton, Josh Pitts, Sean West

Southeast Mo. St. - 79

Record: 15-10 (11-4)

NO.	Name	Min	FG	3P	FT	Rebounds	Fouls	TP	AS	TO	ST	Blocks	+/-
			M-A	M-A	M-A	OR DR TOT	PF PD					BS BA	
15	Brendan Terry	F 30:47	6-10	0-0	5-8	2 5 7	2 3 17	2 4	2	1	2	2	-1
1	Rob Martin	G 35:02	6-12	0-4	3-4	0 1 1	3 5 15	4 1	0	0	0	0	3
2	BJ Ward	G 14:39	0-1	0-1	0-0	0 1 1	4 0 0	0 1	0	0	0	0	3
4	Troy Cole, Jr.	G 21:06	2-5	1-2	1-2	1 1 2	0 1 6	0 1	2	0	0	0	-6
10	Teddy Washington, Jr.	G 36:05	6-14	1-4	4-6	2 5 7	2 7 17	2 0	1	1	1	1	12
44	Braxton Stackler	G 31:53	6-7	3-3	1-2	1 5 6	3 1 16	0 2	1	0	0	0	-3
5	TJ Biel	19:04	2-3	0-0	0-0	0 3 3	1 0 4	0 0	0	0	0	0	10
18	David Idada	04:01	0-0	0-0	0-0	0 0 0	0 0 0	0 0	0	0	0	0	1
3	Damarion Walkup	02:11	0-0	0-0	0-0	0 0 0	0 0 0	0 0	0	0	0	0	2
30	Elliot Lowndes	05:12	2-4	0-0	0-0	2 2 4	0 0 4	0 0	0	0	0	0	2
Team						2 1 3		0	1				
Totals			30-56	5-14	14-22	10 24 34	15 17 79	8 10	6	2	5	5	

Shooting By Period	1st FG%	2nd FG%	3rd FG%	GM FG%
	15-28 53.6%	15-28 53.6%	11-16 68.8%	30-56 53.6%
	3PT% 2-7 28.6%	3PT% 3-7 42.9%	3PT% 5-14 35.7%	3PT% 14-22 63.6%

Dead Ball Rebounds: 5, 0

Technical Fouls: NONE

Southern Indiana - 74

Record: 9-15 (4-10)

NO.	Name	Min	FG	3P	FT	Rebounds	Fouls	TP	AS	TO	ST	Blocks	+/-
			M-A	M-A	M-A	OR DR TOT	PF PD					BS BA	
10	Jack Mieke	F 33:29	2-7	2-7	0-0	2 5 7	3 1 6	1 1	1	1	2	0	-3
21	Alex Horluk	C 01:54	0-0	0-0	0-0	0 0 0	0 0 0	0 0	0	0	0	0	-5
2	Jayland Randall	G 31:14	7-16	3-6	6-7	1 2 3	3 4 23	2 2	1	0	0	0	-6
5	Jack Campion	G 16:57	0-2	0-1	2-2	0 0 0	4 4 2	2 1	1	0	0	0	-2
11	Damont Harrison	G 35:17	9-13	3-4	4-6	0 0 0	1 4 25	2 3	1	0	0	0	-3
12	Stephen Olowoniji	37:58	7-11	0-0	0-0	0 10 10	1 1 14	1 0	1	0	1	3	0
1	Braxton Jones	23:12	1-6	0-4	0-0	2 1 3	3 1 2	2 1	0	0	0	0	-3
22	Josiah Dunham	17:49	1-1	0-0	0-0	1 1 2	2 0 2	1 0	0	0	0	0	-7
8	Luther Smith	02:11	0-0	0-0	0-0	0 0 0	0 0 0	0 0	0	0	0	0	-2
Team						1 0 1		0	1				
Totals			27-56	9-22	12-15	7 19 26	17 15 74	11 9	5	5	2	5	

Shooting By Period	1st FG%	2nd FG%	3rd FG%	GM FG%
	14-27 51.9%	13-29 44.8%	5-16 31.3%	27-56 48.2%
	3PT% 3-6 50.0%	3PT% 5-16 31.3%	3PT% 2-7 28.6%	3PT% 10-29 34.5%

Dead Ball Rebounds: 1, 0

Technical Fouls: NONE

	SEMO	USI
Biggest lead	5 (1 st 18:32)	6 (1 st 13:57)
Best Scoring Run	8 (2 nd 18:08)	10 (2 nd 15:21)
Lead Changes	24	24
Times Tied	8	8
Time with Lead	17:52	17:24

Points from Turnovers	SEMO	USI
	15	15
Paint	SEMO	USI
	34	26
Second Chance	SEMO	USI
	10	11
Fast Breaks	SEMO	USI
	13	0
Bench	SEMO	USI
	24	18



Official Basketball Box Score - Final
Southeast Mo. St. at Little Rock
02/11/25 Jack Stephens Center, Little Rock
2024-25 Men's Basketball

Game Time: 7:00 PM
Game Duration: 1:51
Attendance: 1,286

Officials: Luke Chitum, Alex Manuel, Michael Stramello

Southeast Mo. St. - 57

Record: 16-10 (11-4)

NO.	Name	Min	FG	3P	FT	Rebounds	Fouls	TP	AS	TO	ST	Blocks	+/-
			M-A	M-A	M-A	OR DR TOT	PF PD					BS BA	
15	Brendan Terry	F 33:14	4-6	0-0	6-6	2 4 6	0 4 14	3 3	4	2	0	18	
1	Rob Martin	G 34:43	5-16	1-5	6-6	0 3 3	2 4 17	2 3	0	0	1	8	
2	BJ Ward	G 31:14	2-8	0-4	0-0	2 2 4	1 0 4	2 0	1	1	0	10	
4	Troy Cole, Jr.	G 22:49	3-7	2-4	2-2	0 3 3	1 2 10	0 0	3	1	0	18	
10	Teddy Washington, Jr.	G 34:38	2-8	1-6	0-0	2 3 5	3 2 5	2 4	3	0	1	4	
5	TJ Biel	08:30	0-2	0-1	0-0	0 0 0	1 1 0	0 0	0	0	2	1	
30	Elliot Lowndes	03:37	0-1	0-0	0-0	0 1 1	0 0 0	0 0	0	0	0	0	
44	Braxton Stackler	23:23	2-6	1-4	2-2	0 4 4	0 1 7	1 1	2	0	1	12	
18	David Idada	07:52	0-0	0-0	0-0	1 2 3	1 0 0	0 0	0	1	0	-9	
25	Jay Reynolds	00:00	0-0	0-0	0-0	0 0 0	0 0 0	0 0	0	0	0	-2	
Team						4 2 6		0	1				
Totals			18-54	5-24	16-16	11 24 35	9 14 57	10	12	13	7	4	12

Shooting By Period	1st FG%	2nd FG%	3rd FG%	GM FG%
	9-28 32.1%	2-13 15.4%	2-2 100%	11-43 25.6%
	3PT% 2-13 15.4%	3PT% 2-2 100%	3PT% 9-26 34.6%	3PT% 11-41 27.1%
	3PT% 2-13 15.4%	3PT% 2-2 100%	3PT% 9-26 34.6%	3PT% 11-41 27.1%

Dead Ball Rebounds: 1, 1

Technical Fouls: Cole, Jr. 2nd 8:25

Little Rock - 45

Record: 16-10 (10-5)

NO.	Name	Min	FG	3P	FT	Rebounds	Fouls	TP	AS	TO	ST	Blocks	+/-
			M-A	M-A	M-A	OR DR TOT	PF PD					BS BA	
5	Mwani Wilkinson	F 34:54	1-6	0-1	0-0	1 6 7	2 0 2	0 1	3	2	1	-10	
21	Ante Beljan	F 34:17	6-10	0-0	0-2	1 4 5	0 1 12	1 0	0	0	2	-9	
32	Tuonghach Gatke	F 32:13	2-6	0-0	1-2	1 5 6	4 2 5	1 5	0	1	1	-15	
3	Isaiah Lewis	G 30:27	3-8	1-1	0-0	0 1 1	2 0 7	2 5	0	0	1	-12	
11	Johnathan Lawson	G 38:37	5-11	1-3	4-5	2 3 5	0 3 15	4 1	3	1	0	-12	
10	Caleb Pennyfeather	04:06	0-0	0-0	0-0	1 2 1	2 0 0	0 2	0	0	0	-2	
12	Jordan Jefferson	25:25	1-6	0-2	2-4	0 0 0	5 3 4	1 3	1	0	2	0	
Team						1 4 5		0	1				
Totals			18-47	2-7	7-13	7 24 31	14 9 45	9	18	7	4	7	12

Shooting By Period	1st FG%	2nd FG%	3rd FG%	GM FG%
	7-23 30.4%	0-4 0.0%	0-4 50.0%	7-29 24.1%
	3PT% 0-4 0.0%	3PT% 0-4 50.0%	3PT% 2-3 66.7%	3PT% 2-7 28.6%
	3PT% 0-4 0.0%	3PT% 0-4 50.0%	3PT% 2-3 66.7%	3PT% 2-7 28.6%

Dead Ball Rebounds: 3, 0

Technical Fouls: NONE

	SMO	LR
Biggest lead	12 (2 nd 0:37)	2 (1 st 19:40)
Best Scoring Run	9 (1 st 13:17)	8 (1 st 5:11)
Lead Changes	7	4
Times Tied	3	0
Time with Lead	36:30	01:25

Points from Turnovers	SMO	LR
	11	8
Paint	SMO	LR
	22	26
Second Chance	SMO	LR
	4	7
Fast Breaks	SMO	LR
	14	0
Bench	SMO	LR
	7	4



WESTERN ILLINOIS
FEBRUARY 20

GAME SUMMARIES



CAPE GIRARDEAU, Mo. - Teddy Washington, Jr. scored a game-high 21 points and had 14 in the second half to lead Southeast Missouri to a dominating 83-69 win over Tennessee Tech at the Show Me Center.

SEMO picked up its seventh-consecutive win to match its longest winning streak in its NCAA Division I era.

The Redhawks polished off their first home-and-home sweep of TTU in a season since 1999-2000 and gave Brad Korn his career-best 10th home victory as

SEMO's head coach.

SEMO fell behind 8-2 early before putting together an 11-0 run to take a five-point lead.

A 3-pointer by Braxton Stacker gave the Redhawks their first double-digit advantage at 29-17 at the 5:14 mark. TTU went scoreless for over four minutes and SEMO cashed in with another 11-0 surge to get its 12-point lead.

SEMO came out hot in the second half making six of its first seven field goals to increase its lead to 43-26 in the first 3:18. From then on, the Redhawks never let up.



Official Basketball Box Score - Final
Tennessee Tech at Southeast Mo. St.
02/15/25 Show Me Center, Cape Girardeau
2024-25 Men's Basketball

Game Time: 3:45 PM
Game Duration: 1:36
Attendance: 2,692

Officials: Aaron Denton, Justin Dorris, Nate Garner

Tennessee Tech - 69

Record: 13-14 (8-8)

NO.	Name	Min	FG	3P	FT	Rebounds	Fouls	TP	AS	TO	ST	Blocks	+/-
			M-A	M-A	M-A	OR DR TOT	PF	FD				BS BA	
0	Daniel Egbuniwie	F 25:24	3-9	0-3	2-2	0 4 4	0 1 8	1 1 0	0 0 1	-2			
5	Rodney Johnson Jr.	F 21:37	4-8	1-2	0-0	0 4 4	1 0 9	1 2 0	0 0 0	-7			
7	Jajuan Nicholls	F 16:13	1-4	0-0	4-4	2 2 4	1 2 6	0 4 0	1 1 1	-10			
2	Kyle Layton	G 36:36	2-5	2-5	0-0	0 2 2	1 1 6	1 1 1	1 0 0	-10			
3	Jaylon Johnson	G 32:45	6-12	3-5	2-2	0 1 1	3 1 17	2 2 0	0 0 1	-13			
12	Matthew Sells	22:41	2-6	2-6	0-0	0 3 3	0 0 6	1 0 0	0 0 0	-13			
8	Ola Ajiboye	16:43	2-3	0-0	1-4	1 1 2	1 3 5	2 0 3	0 0 0				
10	Grant Slatten	17:28	5-8	0-1	2-2	1 3 4	0 2 12	1 1 1	0 0 0	-12			
34	David Craig	07:04	0-1	0-0	0-0	1 0 1	0 1 0	0 1 0	0 0 0	-4			
4	Ray Glasgow	03:19	0-0	0-0	0-0	0 0 0	0 0 0	0 0 0	0 0 0	1			
Team						0 0 0		0	0				
Totals			25-56	8-22	11-14	5 20 25	7 11 69	9 12 5	1 3 14				

Technical Fouls: NONE

Shooting By Period			
1st FG%	7-24	29.2%	
3PT%	3-9	33.3%	
FT%	4-6	66.7%	
2nd FG%	18-32	56.3%	
3PT%	5-13	38.5%	
FT%	7-8	87.5%	
GM FG%	25-56	44.6%	
3PT%	8-22	36.4%	
FT%	11-14	78.6%	
Dead Ball Rebounds: 4, 1			

Southeast Mo. St. - 83

Record: 17-10 (12-4)

NO.	Name	Min	FG	3P	FT	Rebounds	Fouls	TP	AS	TO	ST	Blocks	+/-
			M-A	M-A	M-A	OR DR TOT	PF	FD				BS BA	
15	Brendan Terry	F 21:52	7-9	1-1	0-0	1 1 2	2 2 15	1 2 0	2 1 1	-1			
1	Rob Martin	G 27:57	8-12	1-1	0-0	0 4 4	1 0 17	7 1 0	0 0 0	17			
2	BJ Ward	G 28:24	4-8	2-5	0-0	1 0 1	0 1 10	3 1 4	0 0 7				
4	Troy Cole, Jr.	G 20:04	0-2	0-2	0-0	0 3 3	1 0 0	1 0 0	0 0 0	6			
10	Teddy Washington, Jr.	G 36:05	8-19	1-8	4-4	0 3 3	1 2 21	1 1 1	0 0 0	10			
5	TJ Biel	16:48	1-3	0-1	0-0	0 4 4	2 0 2	0 1 1	1 0 0	8			
18	David Idada	08:29	1-2	0-0	0-0	2 1 3	1 1 2	0 0 0	0 0 0	2			
44	Braxton Stacker	24:13	5-6	4-5	0-0	0 3 3	0 0 14	1 2 1	0 0 0	22			
30	Elliot Lowndes	09:39	1-1	0-0	0-0	0 3 3	2 1 2	1 0 0	1 0 0	13			
3	Damarion Walkup	04:28	0-0	0-0	0-0	1 0 1	0 0 0	0 0 0	0 0 0	-12			
22	Saxton Hoepker	02:01	0-0	0-0	0-0	0 0 0	1 0 0	0 0 0	0 0 0	-2			
Team						0 0 0		0	0				
Totals			35-62	9-23	4-4	5 22 27	11 7 83	15 8 7	3 1 14				

Technical Fouls: NONE

Shooting By Period			
1st FG%	13-33	39.4%	
3PT%	5-14	35.7%	
FT%	0-0	0%	
2nd FG%	22-29	75.9%	
3PT%	4-9	44.4%	
FT%	4-4	100%	
GM FG%	35-62	56.5%	
3PT%	9-23	39.1%	
FT%	4-4	100.0%	
Dead Ball Rebounds: 1, 3			

	TTU	SEMO	Points from	Turnovers	Paint	Second Chance	Fast Breaks	Bench
Biggest lead	6 (1st 16:52)	27 (2nd 8:40)	13	13	26	34	10	6
Best Scoring Run	10 (2nd 5:51)	11 (1st 11:30)	26	34	4	6	23	20
Lead Changes	1							
Times Tied	2							
Time with Lead	05:35	32:17						

Period by Period Scoring	1st	2nd	TOT
TTU	21	48	69
SEMO	31	52	83