



2025-26 Southeast Missouri BASKETBALL NOTES



OVC Regular-Season Champions **1999-2000** | **2024-25** OVC Tournament Champions **1999-2000** | **2022-23** NCAA Tournament **1999-2000** | **2022-23**

Southeast Missouri Strategic Communications // 1221 Broadway Cape Girardeau, MO 63701 // SEMORedhawks.com

GAME 10



Southeast Missouri

3-6, 0-0 OVC



Chattanooga

4-4, 0-0 SOCON

Saturday, December 6, 2025 / 3:30 p.m., CT
Chattanooga, Tenn.

Southeast Missouri Redhawks

Head Coach.....Brad Korn
Record at SEMO.....77-91, 46-47 OVC
Overall Record.....77-91

Chattanooga Mocs

Head Coach.....Dan Earl
Record at UTC.....72-42, 34-20 SOCON
Overall Record.....145-181

Game Information

Arena.....McKenzie Arena (10,928)
Video.....ESPN+
Radio.....Real Rock 99.3 FM
Series Record.....Tied, 2-2
Last Meeting.....UTC 87, SEMO 82
11/17/24 | Cape Girardeau, Mo.
Last Time in Chattanooga.....UTC 72, SEMO 56
11/26/23

FOLLOW THE REDHAWKS

Video: ESPN+

Commentators.....Pete Yanity, Dan Keener,
Dave Friedman

Mobile App.....ESPN

Online.....Plus.ESPN.com

Redhawks Radio Network

Play-by-Play.....Erik Sean

Flagship Station.....Real Rock 99.3 FM

Listen Online.....SEMORedhawks.com

Live Stats

GoMocs.com

Social Media

X.....@SEMOMBB

Hashtag.....#FeelinRowdy

Instagram.....@SEMORedhawks | @SEMO_MBB

Facebook.....SEMORedhawks | SEMOMBB

STRATEGIC COMMUNICATIONS

Jeff Honza...Associate AD / Men's Basketball Contact

Office.....(573) 651-2933

Cell.....(618) 528-1145


Email.....jhonza@semo.edu/redhawk1@me.com

Website.....SEMORedhawks.com



Southeast Missouri or SEMO

is the preferred reference for Southeast Missouri
State University athletic teams. Southeastern
Missouri State is **NOT** an acceptable reference.



Redhawks Head to Chattanooga

- Southeast Missouri (3-6) travels to Southern Conference member Chattanooga (4-4) Saturday. Tip-off is set for 3:30 p.m., CT at McKenzie Arena.
- Saturday is SEMO's last game before final exams. The Redhawks will then host NAIA member Saint Xavier (Ill.) in their final tune-up before Ohio Valley Conference play on Dec. 14.
- The Redhawks face Chattanooga in their final non-conference road game. SEMO is 0-4 in true road contests this year.

Series Notes

- Southeast Missouri and Chattanooga meet for the fifth time in 2025-26.
- The all-time series between the teams stands deadlocked at 2-2.
- SEMO is 1-1 against the Mocs in Chattanooga.
- The Redhawks won, 77-65, on Nov. 18, 2012 and Lost, 72-56, on Nov. 26, 2023.
- Each of the first four games of the series were played in November.
- This year marks the third-straight SEMO and Chattanooga play each other.

Non-Conference Winding Down

- After the Redhawks visit Chattanooga Saturday, they will break for final exams before hosting Saint Xavier (Ill.) (Dec. 14).
- Southeast Missouri then begins its 20-game Ohio Valley Conference slate before the

Christmas holiday.

- The Redhawks travel to Tennessee Tech (Dec. 18) and Tennessee State (Dec. 20) for their first conference swing.
- Following those games, SEMO will be off until New Year's Day when it welcomes Eastern Illinois (Jan. 1).

Redhawks Roll Over St. Mary of the Woods

- Southeast Missouri blew out St. Mary of the Woods, 88-57, on Dec. 2.
- SEMO is now on a 42-game winning streak against non-Division I opponents.
- Head Coach Brad Korn improved to 13-0 all-time in such games.
- Korn is 2-0 vs. Missouri Baptist, 1-0 vs. William Woods, 1-0 vs. Harris-Stowe, 1-0 vs. Lindsay Wilson College, 2-0 vs. Webster, 1-0 vs. Lyon College, 1-0 vs. Crowley's Ridge, 1-0 vs. Bethel (Tenn.), 2-0 vs. St. Mary of the Woods and 1-0 vs. Westminster.
- The Redhawks have not allowed more than 61 points in each of their last 11 meetings with non-Division I teams. SEMO outscored its opponents by a combined 956-547 (+409) in that span.

December is Here

- The Redhawks opened December with an 88-57 blowout win over St. Mary of the Woods (Dec. 2).
- It marked the third time Southeast Missouri started December with a victory under Head Coach Brad Korn.
- SEMO scored more than 80 points for the fourth time this season.

Korn vs. Chattanooga

- Brad Korn has a 0-2 record against Chattanooga as Southeast Missouri's head coach.
- SEMO fell to the Mocs, 87-82, on Nov. 17, 2024 and, 72-56, on Nov. 26, 2023.



SOUTHEAST MISSOURI BASKETBALL NOTES



CHATTANOOGA
DECEMBER 6

QUICK FACTS

Location.....	Cape Girardeau, Mo.
Founded.....	1873
Enrollment.....	8,454
Nickname.....	Redhawks
Colors.....	Red & Black
Affiliation.....	NCAA Division I
Conference.....	Ohio Valley
President.....	Dr. Brad Hodson
V.P. for Intercollegiate Athletics.....	Brady Barke
Basketball Office Phone.....	(573) 651-5132
Facility.....	Show Me Center (7,000)
Year Opened.....	1987
First Year of Basketball.....	1907
First Year of Division I Basketball.....	1991-92
All-Time Record (Yrs.).....	1350-1281 (119)
All-Time Division I Record (Yrs.).....	409-580 (35)
All-Time OVC Record (Yrs.).....	228-333 (34)
OVC Tournament Record.....	17-17
OVC Tournament Appearances (Last).....	19 (2025)
OVC Regular-Season Championships.....	2 (1999-2000; 2024-25)
OVC Tournament Championships.....	2 (1999-2000; 2022-23)
NCAA Tournament Berths.....	2 (1999-2000; 2022-23)
2024-25 Record.....	21-12
Home.....	12-3
Away.....	8-7
Neutral.....	1-2
2024-25 OVC Record/Finish.....	15-5/1st
Home.....	8-2
Away.....	7-3
Starters Returning/Lost.....	3/2
Returnees.....	9
Newcomers.....	5

UPCOMING OVC SCHEDULE (CT)

Saturday, December 6

Western Michigan at SIU Edwardsville, 1 p.m.

Hannibal-LaGrange at Western Illinois, 1 p.m.

Morehead State at Presbyterian, 1 p.m.

Tennessee Tech at West Georgia, 1 p.m.

Southeast Missouri at Chattanooga, 3:30 p.m.

Lindenwood at Eastern Illinois, 7 p.m.

Arkansas State at Little Rock, 8 p.m.

Sunday, December 7

Southern Indiana at Indiana State, 1 p.m.

Alabama State at UT Martin, 2 p.m.

Tuesday, December 9

Little Rock at West Virginia, TBA

Culver-Stockton at Lindenwood, 6 p.m.

Wednesday, December 10

Eastern Kentucky at Eastern Illinois, 7 p.m.

UT Martin at Southern Illinois, 7 p.m.



2025-26 COMPARISON

Southeast Missouri (3-6, 0-0 OVC)

Team Statistics	SEMO	OPP
Points Per Game	77.9	77.4
Rebounds Per Game	33.6	34.1
Field Goal Percentage	45.7	46.9
3-Point FG Percentage	25.5	33.0
Free Throw Percentage	70.6	75.2
Assists Per Game	13.1	11.7
Steals Per Game	7.0	7.6
Blocks Per Game	2.9	2.8

Chattanooga (4-4, 0-0 SOCON)

Team Statistics	UTC	OPP
Points Per Game	77.8	71.3
Rebounds Per Game	34.3	34.3
Field Goal Percentage	44.7	41.6
3-Point FG Percentage	34.5	32.0
Free Throw Percentage	74.1	73.6
Assists Per Game	17.1	13.1
Steals Per Game	6.0	5.5
Blocks Per Game	1.8	2.8

Idada and Bell Get First Starts

- David Idada and Marqueas Bell made their first starts of the season vs. St. Mary of the Woods (Dec. 2).
- It was the first time both Idada and Bell were in the starting lineup since Mar. 2, 2024 (at Southern Indiana).
- Idada scored six points in 12 minutes and Bell had nine points and three boards in 17 minutes.

Battle Tested

- Southeast Missouri is among the top 30 teams in the nation with the toughest schedule in 2025-26.
- SEMO is ranked 28th nationally in that category.
- The Redhawks past Division I opposition, which included Saint Louis (7-1), Missouri (8-1), Iowa (7-1), St. Thomas (6-4), Cal Poly (4-5), Northern Arizona (4-3) and Lipscomb (5-4) is a combined 41-19 (.683).
- Chattanooga (Dec. 6) is the final Division I opponent on the Redhawks non-conference slate.

Blocker Leads the Way

- Newcomer Landren Blocker led Southeast Missouri with 14 points and seven rebounds against St. Mary of the Woods (Dec. 2).
- Blocker scored double figures for the first time as a Redhawk.
- He started five-straight games.

Northern Arizona MTE

- The Redhawks split two games at the Northern Arizona Multiple Team Event on Nov. 25-26.
- Southeast Missouri beat Cal Poly, 85-68, and fell to host Northern Arizona, 79-72.
- The Redhawks won the second half in both of those contests.
- SEMO outscored Cal Poly, 55-37, in the second half to pull off its come-from-behind win.
- The Redhawks were in Arizona for the second time in three years.
- SEMO last played there when it opened its 2023-24 season at Grand Canyon located in Phoenix.

Almodovar Goes Off

- Luke Almodovar scored a season-high 29 points with 27 in the second half to key Southeast Missouri's come-from-behind win over Cal Poly (Nov. 25).
- Almodovar scored layup on the opening possession of the second half and then drained a 3-pointer to give SEMO its first lead of the contest.
- He shot 10-of-15 from the field and 4-of-7 from 3-point range in the second stanza after going 1-of-6 from the floor and 0-of-3 from distance in the first half.
- It was Almodovar's third 20-point game this season.
- He ranks second on the team and is 13th in the Ohio Valley Conference with 13.2 points per game.

First Division I Win

- Southeast Missouri's 84-68 victory over Big West Conference member Cal Poly (Nov. 25) marked its first Division I win of the season.
- SEMO outscored the Mustangs 55-37 in the second half en route to its comeback win in Flagstaff, Arizona.
- The Redhawks limited the Big West's top 3-point shooting team to a season-low five 3-pointers made.
- Cal Poly entered that matchup with 78 three-pointers made and had made 13 against Northern Arizona the night before it faced the Redhawks.

Strong at Home

- Brad Korn posted a winning record at home each of his first five seasons as head coach.
- Southeast Missouri's 12-3 record at the Show Me Center in 2024-25 is his best home record to date.
- Korn is 46-26 all-time in Cape Girardeau.
- The Redhawks won six of their last seven home games dating back to last season.
- SEMO led the Ohio Valley Conference in home attendance during OVC play a year ago.

SOUTHEAST MISSOURI BASKETBALL NOTES

- The Redhawks are 2-2 at home this season and are in Cape Girardeau for three of their final four non-conference games.

Call Me for Assistance

- BJ Ward ranks second in the Ohio Valley Conference with 39 assists through nine starts this season.
- Ward is averaging 4.3 per game and has dished out five or more assists in four of his last eight outings.
- He matched his career-high of seven assists three times this year, as well.
- Ward went over 150 assists at Iowa (Nov. 18) and has 168 in his career.
- He also ranks second in the league in assist/turnover ratio (2.1).

Lineup Combinations

- Southeast Missouri has used three different lineup combinations through its first nine games this season.
- BJ Ward, Braxton Stacker, Troy Cole, Jr., Luke Almodovar and Brendan Terry started four games (1-3).
- Ward, Stacker, Landren Blocker, Almodovar and Terry started four games (1-3).
- And, Ward, Stacker, Blocker, David Idada and Marqueas Bell started one contest (1-0).

Double Vision

- Four Southeast Missouri players are averaging double figures in the scoring column.
- Braxton Stacker paves the way with 14.6 points a game.
- Luke Almodovar (13.2), BJ Ward (10.9), and Brendan Terry (10.3) round out that group.
- Stacker (8), Terry (6), Almodovar (4) and Ward (4) have teamed up for 22 double-digit scoring games this season.

Redhawks Conclude Sixth MTE Under Korn

- The Redhawks recently completed their sixth different Multiple Team Event (MTE) with Brad Korn as their head coach.
- This year, Southeast Missouri traveled to Flagstaff, Arizona to play both Cal Poly (Nov. 25) and event host Northern Arizona (Nov. 26).
- SEMO split two games at its MTE for the second-straight year.
- Prior to 2025-26, the Redhawks played at the Central Arkansas Tournament (2024-25), Chattanooga Coke Zero Sugar Classic (2023-24), Milwaukee Cream City Classic (2022-23), Incarnate Word Thanksgiving Classic (2021-22) and Negro League Baseball Museum Tip-Off Classic (2020-21, Kansas City, Mo.).
- Korn now has a record of 5-8 in MTEs.

Away from Home

- The Redhawks closed out a three-game stretch away from home.
- Southeast Missouri went 1-2 with losses at Iowa (Nov. 18) and Northern Arizona (Nov. 26) and a win over Cal Poly (Nov. 25) in that span.
- SEMO played five of its first seven games outside of Cape Girardeau. The Redhawks are looking for their first true road win this 2025-26 season.
- The Redhawks are 0-4 in true road games.

Season-High Field Goal Percentage

- Southeast Missouri shot a season-best 52 percent (26-of-50) from the field at Iowa (Nov. 18).
- SEMO has shot over 50 percent three times this year.
- The Redhawks also finished with a 51.6 percent (33-of-64) clip vs. Webster (Nov. 12) and 51.5 percent (35-of-68) mark vs. St. Mary of the Woods (Dec. 2).

CHATTANOOGA
DECEMBER 6



2025-26 OVC PRESEASON POLL

School	First-Place Votes	Pts.
Little Rock	12	188
Southeast Missouri	6	177
SIU Edwardsville	1	163
Tennessee State	1	135
Lindenwood	-	100
Morehead State	-	100
Tennessee Tech	-	80
UT Martin	-	79
Southern Indiana	2	67
Eastern Illinois	-	63
Western Illinois	-	57



OVC Players to Watch

Braxton Stacker, G
Brendan Terry, F
BJ Ward, G

2024-25 OVC STANDINGS (AS OF DEC. 3)

School	OVC	Pct.	Overall	Pct.	Home	Away	Neutral	Streak
UT Martin	0-0	.000	6-2	.750	3-0	2-1	1-1	W2
SIUE	0-0	.000	6-3	.667	2-1	3-2	1-0	W3
Tennessee State	0-0	.000	5-4	.556	2-0	2-4	1-0	L1
Lindenwood	0-0	.000	4-4	.500	2-0	1-4	1-0	W2
Morehead State	0-0	.000	3-6	.333	2-0	0-6	1-0	L2
Southeast Missouri	0-0	.000	3-6	.333	2-2	0-4	1-0	W1
Southern Indiana	0-0	.000	3-6	.333	2-1	1-3	0-2	L1
Tennessee Tech	0-0	.000	3-6	.333	2-1	1-5	0-0	L3
Eastern Illinois	0-0	.000	2-5	.286	2-0	0-5	0-0	L2
Little Rock	0-0	.000	2-6	.250	1-0	1-6	0-0	L4
Western Illinois	0-0	.000	2-7	.222	2-2	0-5	0-0	L1



CHATTANOOGA
DECEMBER 6

Redhawks Second in OVC in Scoring

- Southeast Missouri is tied for second in the Ohio Valley Conference in scoring with 77.8 points per game this season.
- SEMO scored a season-high 88 points in its recent 88-57 win over St. Mary of the Woods (Dec. 2).
- The Redhawks and Tennessee Tech are behind Tennessee State (81.3 ppg) in scoring.

Double-Digit Margins

- Seven of the Redhawks first nine games this season have been decided by double-digits.
- Southeast Missouri's wins thus far include an 87-41 victory vs. Webster (Nov. 12), 84-68 win over Cal Poly (Nov. 25) and 88-57 win over St. Mary of the Woods (Dec. 2).
- SEMO fell to Saint Louis (92-67, Nov. 3) and Iowa (99-70, Nov. 18) on the road, and St. Thomas (84-72, Nov. 15) and Lipscomb (88-77, Nov. 29) at home in the other four matchups.

Home-Opening Win

- With its win over Webster University (Nov. 12), Southeast Missouri improved to 26-9 in home-openers since joining the NCAA Division I ranks in 1991-92.
- SEMO began its home slate with a win in 10 of the last 14 years and posted victories in 17 of its previous 21 home-opening contests.
- The Redhawks won their home-opener in seven of their last 10 seasons.
- SEMO is 3-3 in home-openers under Head Coach Brad Korn.

Stacker is Rolling

- Braxton Stacker scored double figures in eight of his first nine starts of the 2025-26 campaign.
- Stacker opened the year with 12 points at Saint Louis (Nov. 3) and followed that up with a career-high 26 points four days later at Missouri (Nov. 7). He then finished with 10 points vs. Webster (Nov. 12), 11 at Iowa (Nov. 18), 18 vs. Cal Poly (Nov. 25), 15 at Northern Arizona (Nov. 26), 24 vs. Lipscomb (Nov. 29) and 10 vs. St. Mary of the Woods (Dec. 2).
- He has scored double figures a team-high 26 times in his career.
- Stacker ranks first on the team in scoring (14.6 ppg) and leads the Redhawks in

steals (14), free throw percentage (25-of-27, .926) and 3-point field goals made (18).

- Stacker is eighth in the Ohio Valley Conference in scoring and leads the league in free throw percentage. He is also ninth in steals.

About Chattanooga

- Chattanooga enters this weekend's matchup with an even 4-4 record.
- The Mocs won three of their last four games with the one loss in that span coming against Ohio Valley Conference member Tennessee State (70-64, Nov. 30).
- UTC leads the Southern Conference in assists (17.1 apg) and free throw percentage (.741).
- Teddy Washington, Jr., who was a First-Team All-OVC pick with Southeast Missouri a year ago, is the Mocs' second-leading scorer with 10.9 points per game.
- UTC is Washington, Jr.'s sixth different school after making stops at SEMO, Texas A&M-Corpus Christi, Moberly Area CC, Shawnee CC and Pensacola State College.

Milestone Mark

- Braxton Stacker went over 500 points in his Southeast Missouri career vs. Webster University (Nov. 12).
- Stacker officially cleared the mark when he knocked down a 3-pointer less than a minute into the game.
- He currently has 592 points in 66 games and 36 starts as a Redhawk. That point total is most among SEMO's active players.

Back-to-Back Double-Doubles for Bell

- Marqueas Bell finished with a double-double in two-straight games.
- Bell registered the first double-double of his career with 15 points and 10 rebounds vs. Webster University (Nov. 12).
- Three days later, he had 11 points and 10 rebounds vs. St. Thomas (Nov. 15).
- Bell hit a season-high in points and career-best in rebounds against the Gorloks.
- He came off the bench to score double figures four of SEMO's first five games.
- Bell also finished with 10 points in 22 minutes at Saint Louis (Nov. 3) and 13 points in 17 minutes at Missouri (Nov. 7).
- This year marked the first time in his career where Bell scored double figures in four-straight games.

Lopsided Win

- The 46-point win over Webster (87-41) on Nov. 12 was Southeast Missouri's fourth-largest margin of victory under Head Coach Brad Korn.
- SEMO has recorded seven wins by 31 or more points with Korn at the helm.
- Four of those were by 46 or more.
- SEMO's largest victory under Korn was by 55 points (93-38) vs. Crowley's Ridge on Nov. 13, 2024.
- His biggest margin of victory against a NCAA Division I team stands at +31 vs. Eastern Illinois (75-44) on Jan. 30, 2021.

Largest Margins of Victory Under Korn

SEMO 93, Crowley's Ridge 38 (+55), 11/13/24
SEMO 95, Harris-Stowe 45 (+50), 12/6/23
SEMO 88, Westminster 39 (+49), 12/29/24
SEMO 87, Webster 41 (+46), 11/12/25
SEMO 83, Lyon College 46 (+37), 11/12/22
SEMO 88, St. Mary of the Woods 57 (+31), 12/2/25
SEMO 75, Eastern Illinois 44 (+31), 1/30/21

Near Upset in Columbia

- The Redhawks nearly pulled off an upset at SEC member Missouri (Nov. 7).
- Southeast Missouri led the Tigers, 51-46, at halftime and was ahead by nine (55-46) with 18:55 left to play in the second half.
- Missouri, which missed 12 free throws, made six in the final 47 seconds to fend off the Redhawks in its close 89-84 win.

Stacker's Free Throw Streak Ends at 36

- Braxton Stacker, who leads the Ohio Valley Conference in free throw shooting, saw his streak of free throws made end at 36.
- Stacker made 36-consecutive free throws dating back to the 2024-25 campaign.
- The streak ended when he missed a free throw with 12:58 remaining in the second half vs. Lipscomb (Nov. 29).
- Stacker is shooting 92.6 percent (25-of-27) at the free throw line this year.

Nice Defense

- Southeast Missouri leads the Ohio Valley Conference in turnover margin nine games into its 2025-26 season.
- SEMO is forcing 16 turnovers per game and turning the ball over 12. times per contest for a +3.7 margin.
- The Redhawks forced 144 turnovers, second-most in the OVC behind Tennessee State (145).



First Points for Reynolds

- Jay Reynolds, the son of Southeast Missouri Associate Head Coach J.R. Reynolds, scored the first points of his career vs. Webster University (Nov. 12).
- Reynolds finished with six points on a pair of 3-pointers against the Gorloks.
- He redshirted as a true freshman in 2024-25.

Starting Streak

- BJ Ward started 41-straight contests.
- The last time Ward was not in the starting lineup was Nov. 4, 2024 (at Bradley).

SEMO Debuts

- Five players, including PJ Farmer, Trace Sadler, Landren Blocker, Luke Almodovar and Jay Reynolds saw their first action in a Redhawk uniform at Saint Louis (Nov. 3).
- Farmer, Sadler, Almodovar and Reynolds each played at the NCAA Division I level for the first time.
- Blocker, a transfer from Louisiana Tech, led SEMO with seven rebounds.

Nice Homecoming for Ward

- In his first time playing against Saint Louis in his career, St. Louis native BJ Ward led the Redhawks with 16 points on Nov. 3.
- Ward shot 5-of-14 from the field, made two 3-pointers and hit 4-of-6 free throws. He also dished out three assists and added one steal in 32 minutes.
- It was the 17th double-digit scoring game of his career.

Four Score Double Figures

- Southeast Missouri had four double-digit scorers in two games this season.
- BJ Ward, Brendan Terry, Braxton Stacker and Marqueas Bell each finished with double figures in the scoring column at Saint Louis (Nov. 3).
- Ward scored 16 points, Terry followed with 13, Stacker added 12 and Bell chipped in 10 against the Bilikens.
- Almodovar (20), Ward (19), Terry (14) and Bell (11) had double figures vs. St. Thomas (Nov. 15).

Season 119

- The 2025-26 campaign is the 119th season in Southeast Missouri men's basketball history.
- This year is SEMO's 35th as an NCAA Division I program and member of the Ohio Valley Conference.

- The Redhawks are 409-580 since joining the Division I ranks in 1991-92.
- SEMO has a total of 10 winning seasons as an NCAA Division I program.
- The Redhawks won two OVC regular-season titles (1999-2000, 2024-25), two OVC Tournament crowns (1999-2000, 2022-23) and made two NCAA Tournament appearances (1999-2000, 2022-23).
- Since Brad Korn took over as head coach in 2020-21, SEMO won its first OVC Tournament title in over two decades and first OVC regular-season championship in 25 years.

Roster Talk

- The 2025-26 roster consists of 14 players, including one graduate, six seniors, three juniors, one sophomore and three freshmen.
- Southeast Missouri has nine returnees from its Ohio Valley Conference regular-season championship team.
- Marqueas Bell, Brendan Terry, Braxton Stacker, Troy Cole, Jr., David Idada, Jay Reynolds, BJ Ward, Saxton Hoepker and Elliot Lowndes are the returning players.
- Transfers Landren Blocker (Louisiana Tech), Blaize Sagna (Stetson) and Luke Almodovar (St. Francis, Ind.) along with true freshmen PJ Farmer and Trace Sadler complete this year's team.

Redhawks Tabbed Second in OVC Preseason Poll

- Southeast Missouri was picked second in the 2025-26 Ohio Valley Conference Preseason Poll during the league's annual media day on Oct. 14.
- For only the third time in program history, SEMO was voted as high as second in the league's preseason poll.
- The Redhawks were tied for second with then-OVC member Austin Peay in the 1999-2000 version and second overall (first in the West Division) in the 2013-14 predicted order of finish.
- Little Rock, which was eliminated by SEMO in the semifinals of the 2025 OVC Tournament, is the preseason favorite with 188 points and 12 of the possible 22 first-place votes.
- The Redhawks tallied 177 points and six first-place nods.
- SIU Edwardsville (163 pts.), Tennessee State (135 pts.), Lindenwood (100 pts.) and Morehead State (100 pts.) complete the top six.
- Tennessee Tech (80 pts.), UT Martin (79 pts.), Southern Indiana (67 pts.), Eastern Illinois (63 pts.) and Western Illinois (57 pts.) rounded out the balloting.

Returning All-OVC Pick

- Forward Brendan Terry is Southeast Missouri's only returning All-Ohio Valley Conference player from last season.
- Terry earned Second-Team All-OVC honors in his first year at SEMO in 2024-25.
- He ranked third on the team in scoring with 11.2 points per game and second with 4.5 rebounds per contest.
- Terry started all 33 games and scored double figures in 18 of his starts, as well.

More OVC Players to Watch

- In addition to Brendan Terry, guards Braxton Stacker and BJ Ward were selected among the Ohio Valley Conference's Players to Watch this preseason.
- Stacker rated fourth on the team in scoring with 8.9 points and third in rebounding with 3.1 boards a game last season. He came off the bench in 26 of his 27 games.
- Ward was fifth behind Stacker with 8.4 points per game in 32 starts. He drained 51 three-pointers which were good for second-most on the team. Ward also added 74 assists and 30 steals.

Non-Conference Games

- Brad Korn is 31-44 in non-conference action.
- Korn's best non-league record as Southeast Missouri's head coach stands at 9-9 in 2022-23, the season SEMO won its first OVC Tournament title and advanced to the NCAA Tournament for the first time in 23 years.
- His other non-conference records include 2-5 in 2020-21, 6-9 in 2021-22, 5-8 in 2023-24 and 6-7 in 2024-25.

3-Pointer Streak

- The Redhawks have made at least one 3-pointer in 531 consecutive games.
- The last time Southeast Missouri did not make a 3-pointer was vs. Western Illinois (0-of-6) on Dec. 10, 2008.
- SEMO made five or more 3-pointers in seven games this season.

Last 33 Games

- Southeast Missouri went 21-12 in its last 33 games dating back to 2024-25.
- The Redhawks won nine of their last 13 games of the 2024-25 season by double figures.



**CHATTANOOGA
DECEMBER 6**

Sixth Year for Korn

- Brad Korn is in his sixth year as Southeast Missouri's head coach.
- Korn led SEMO to two conference titles (2022-23 OVC Tournament; 2024-25 OVC Regular-Season) in three years.
- The reigning OVC Coach of the Year, Korn is 77-91 overall and 46-47 in conference play.
- He ranks third all-time in wins among head coaches in SEMO's NCAA Division I era behind Gary Garner (126 wins, 1997-2006) and Dickey Nutt (80 wins, 2009-15).
- On July 1, 2025, Korn agreed to a contract extension through the 2029-30 season. His new contract will run through Apr. 30, 2030. It extends his current deal that was signed through the 2026-27 season.

Non-Conference Slate

- The Redhawks have an 11-game non-conference schedule in 2025-26.
- Southeast Missouri plays its first two games on the road against in-state schools Saint Louis (Nov. 3) and Missouri (Nov. 7).
- SEMO travels to Big Ten Conference member Iowa (Nov. 18) and returns a trip on the back end of a home-and-home series to Chattanooga (Dec. 6).
- The Redhawks head west to face Cal Poly (Nov. 25) and Northern Arizona (Nov. 26) in Flagstaff, Arizona before Thanksgiving.
- SEMO's home non-conference foes include non-Division I schools Webster (Nov. 12), St. Mary of the Woods (Dec. 2) and Saint Xavier (Ill.) (Dec. 14), St. Thomas (Minn.) (Nov. 15) and Lipscomb (Nov. 29).

OVC Schedule

- The Ohio Valley Conference schedule includes 20 games for the Redhawks.
- For the third-straight year, the league membership includes 11 teams (Eastern Illinois, Lindenwood, Little Rock, Morehead State, Southeast Missouri, SIU Edwardsville, Southern Indiana, Tennessee State, Tennessee Tech, UT Martin, Western Illinois).
- This year the Conference schedules again feature a true round-robin slate.
- Each team will play two games before Christmas; the schedule picks back up on Dec. 30 and continues until Saturday, Feb. 28.

- SEMO opens OVC play at Tennessee Tech on Dec. 18.
- This year marks the final year Tennessee Tech and Little Rock will be members of the OVC. TTU is joining the Southern Conference and Little Rock is moving to the United Athletic Conference (UAC) in 2026-27.

2026 OVC Tournament

- The 2026 Ohio Valley Conference Men's and Women's Basketball Championships will be held Mar. 4-7 at the Ford Center in Evansville, Indiana.
- It marks the ninth-straight year the event will be held at the venue.
- The Ford Center, which opened in November 2011, is an 11,000-seat arena located in the core of Evansville's downtown district.
- The OVC Board of Presidents accepted an agreement to continue to hold the OVC Men's and Women's Basketball Championships at the Ford Center through 2032.

Championship Culture

- Southeast Missouri's Department of Athletics has won an unprecedented 37 conference championships since the start of the 2019-20 season.
- Every sport won at least one OVC title in that stretch.
- In 2024-25 alone, SEMO won seven OVC championships. That total was more than the number of conference titles won by any two schools in the league combined.
- Additionally, SEMO claimed the OVC Commissioner's Cup for the third time in five years.

2024-25 Review

- Southeast Missouri entered the 2024-25 season ranked seventh in the Ohio Valley Conference Preseason Poll and won its first outright OVC regular-season title in program history.
- SEMO clinched its regular-season championship with a statement 83-68 road win at SIU Edwardsville, which upended the Redhawks in the OVC Tournament final.
- It was the Redhawks second OVC regular-season title in program history and first in 25 years.
- SEMO initially moved to first in the standings with their 57-45 win at Little Rock (Feb. 11) and stayed there the rest of the regular-season.
- The Redhawks advanced to the OVC Tournament championship game for the fourth time in program history and second

three years with Brad Korn as head coach.

- SEMO earned the #1 seed in the eight-team tournament and claimed a double bye for the first time in program history
- The Redhawks' 78-59 win over #4 Little Rock was their largest in an OVC Tournament semifinal game in program history.
- For only the third time since it moved to the NCAA Division I ranks in 1991-92, SEMO reached 20 or more wins in a season. The Redhawks' 21 wins ranked second behind the 1999-2000 team (24-7). The other 20-win season was in 1998-99 (20-9).
- SEMO tied a single-season program record with 15 OVC victories. The Redhawks began their 20-game league schedule with a 3-0 record and later went 9-1 in their final 10 conference games.
- All of SEMO's success came just one year after the Redhawks finished 10th in the OVC and missed making the league's postseason tournament in 2023-24. SEMO went from 9-22, 4-14 in the OVC to 21-12, 15-5 in the OVC for its best one-year turnaround in program history.
- The Redhawks won 10-straight games from Jan. 25-Feb. 27 for their longest winning streak during the NCAA Division I era. SEMO never won more than seven consecutive games since it moved to Division I in 1991-92. It was the program's longest winning streak in 35 years since the 1989-90 team won 11 in a row.
- SEMO went undefeated in February (8-0) becoming the first team in 39 years to go unbeaten in February. Ron Shumate's 1985-86 team (8-0) was the last to do it.
- The Redhawks swept home-and-home series against five OVC opponents in 2024-25. Those were the most in a season under Head Coach Brad Korn and the most in the last two years combined (4). SEMO beat SIU Edwardsville, Southern Indiana, Tennessee State, Tennessee Tech and Western Illinois twice during the regular-season.
- Brad Korn led SEMO to a winning record at home for the fifth-straight year. The Redhawks' 12-3 record was Korn's best at the Show Me Center since he took over as head coach. In conference games, SEMO led the OVC in home attendance.
- SEMO ranked fourth in the nation in 3-point field goal percentage defense. Opponents shot just 28.3 percent from beyond the arc. The Redhawks held their opponents to five or less 3-pointer made in 22 of 33 games.
- The Redhawks led the OVC with a +3.03 turnover margin. SEMO forced 13.7



turnovers per game and committed a league low 10.6 per contest. The Redhawks turned the ball over less than 10 times on 15 occasions in 2024-25.

- SEMO finished the year with a single-season program record 269 steals.

Redhawks Sign Two for 2026-27

- Southeast Missouri signed shooting guard Curtis “Champ” Simpson and forward Axton Perry. Simpson and Perry will join the Redhawks in 2026-27.
- A native of Cusseta, Georgia, Simpson (6’2”, 165) is a 2025-26 First-Team Preseason Class 1A D-II All-State selection entering his senior season at Chattahoochee County High School.
- He averaged 25.1 points, 7.3 rebounds and 3.2 assists per game there as a junior.
- In the state playoffs, Simpson scored 23.4 points, pulled down 8.2 rebounds and dished out 4.2 assists per contest.
- Perry, (6’7”, 195) who hails from Memphis, Tennessee, has a 6’11” wingspan. He is a senior at Bartlett High School, which is ranked #18 in the Preseason MaxPreps Top-25.
- He helped lead Bartlett to the Tennessee Class AAAA state semifinals as a sophomore.
- In 2024-25, the Panthers went 24-9 overall and won the 4A District 15 title with an undefeated 12-0 record.

SOUTHEAST MISSOURI BASKETBALL NOTES



CHATTANOOGA
DECEMBER 6

2025-26 SCHEDULE/RESULTS

November (2-6)

3	at Saint Louis	Fan Duel Extra/ESPN+	L, 67-92
7	at Missouri	SECN+	L, 84-89
12	Webster	ESPN+	W, 87-41
15	St. Thomas (Minn.)	ESPN+	L, 72-84
18	at Iowa	BTN	L, 70-99
25	vs. Cal Poly !		W, 84-68
26	at Northern Arizona	ESPN+	L, 72-79
29	Lipscomb	ESPN+	L, 77-88

December (1-0)

2	St. Mary of the Woods	ESPN+	W, 88-57
6	at Chattanooga		4:30 p.m.
14	Saint Xavier (Ill.)	ESPN+	2 p.m.
18	at Tennessee Tech*	ESPN+	7:30 p.m.
20	at Tennessee State*	ESPN+	3:30 p.m.

January (0-0)

1	Eastern Illinois*	ESPN+	7:30 p.m.
3	Western Illinois*	ESPN+	3:45 p.m.
8	at Southern Indiana*	ESPN+	7:30 p.m.
10	at Morehead State*	ESPN+	2:30 p.m.
15	Lindenwood*	ESPN+	7:30 p.m.
17	SIU Edwardsville*	ESPN+	3:45 p.m.
20	UT Martin*	ESPN+	7:30 p.m.
22	Little Rock*	ESPN+	7:30 p.m.
29	at Western Illinois*	ESPN+	7:30 p.m.
31	at Eastern Illinois*	ESPN+	3:30 p.m.

February (0-0)

5	Morehead State*	ESPN+	7:30 p.m.
7	Southern Indiana*	ESPN+	3:45 p.m.
12	at SIU Edwardsville*	ESPN+	7:30 p.m.
14	at Lindenwood*	ESPN+	3:30 p.m.
17	at UT Martin*	ESPN+	7:30 p.m.
21	at Little Rock*	ESPN+	7:30 p.m.
26	Tennessee State*	ESPN+	7:30 p.m.
28	Tennessee Tech*	ESPN+	3:45 p.m.

March (0-0)

4	OVC Tournament	First Round	Evansville, Ind.
5	OVC Tournament	Quarterfinals	Evansville, Ind.
6	OVC Tournament	Semifinals	Evansville, Ind.
7	OVC Tournament	Championship	Evansville, Ind.

All games broadcast live on the radio at Real Rock 99.3 FM. All times Central and Subject to Change; Home Games in **Bold**; * - Denotes Ohio Valley Conference Game ! - Game played in Flagstaff, Ariz.

PROBABLE STARTERS



Guard
6-0 / 195 / Jr.
St. Louis, Mo. / Chaminade

2

BJ WARD

- Southeast Missouri's point guard.
- Ranks third on the team with 10.9 points per game and leads the Redhawks with 39 assists.
- Scored double figures in four starts, including a season-high 19 vs. St. Thomas (11/15) and Lipscomb (11/29).
- Played in 71 games and logged 42 starts in his career.




Guard
6-0 / 210 / So.
Little Rock, Ark. / Louisiana Tech

7

LANDREN BLOCKER

- Started Southeast Missouri's last five games.
- Made first career start at Iowa (11/18).
- Averages 4.8 points and 3.4 rebounds per contest.



Guard
6-3 / 190 / Jr.
Noblesville, Ind. / St. Francis (Ind.)

10

LUKE ALMODOVAR

- Ranks second on the team and 13th in the Ohio Valley Conference in scoring with 13.2 points per game.
- Scored 20 or more points in three of his starts.
- Finished with a season-high 29 points with 27 in the second half to lead SEMO to its win over Cal Poly (11/25).
- Second on the team with 17 three-pointers made.



Forward
6-7 / 215 / Sr.
Santa Monica, Calif. / Pensacola State College

15

BRENDAN TERRY

- Southeast Missouri's only returning All-Ohio Valley Conference player from 2024-25.
- Earned Second-Team All-OVC honors in his first season with the Redhawks.
- Scored a season-high 14 points vs. St. Thomas (11/15) and at Northern Arizona (11/26).
- Started 41 of 42 games in his career.
- Averages 10.3 points and 4.2 rebounds a game.
- Scored double figures in five of his last six contests.



Guard
6-5 / 205 / Sr.
Fairview Heights, Ill. / Murray State

44

BRAXTON STACKER

- Scored double figures in eight of nine starts this season.
- Finished with a career-high 26 points at Missouri (11/7).
- Leads the team in scoring (14.6 ppg), steals (14) and free throw percentage (.926).
- Had 12 points, two rebounds and three steals in the season-opener at Saint Louis (11/3).
- Scored 10 points vs. Webster (11/12), 11 at Iowa (11/18), 18 vs. Cal Poly (11/25), 15 at Northern Arizona (11/26), 24 vs. Lipscomb (11/29) and 10 vs. St. Mary of the Woods (12/2).

SEMO
BASKETBALL



MEDIA INFORMATION

Strategic Communications

The Southeast Missouri Strategic Communications Office is always willing to assist the media with their coverage of Redhawk basketball. All media and credential requests should be made to Associate Director of Athletics Jeff Honza. Should you need any information, feel free to call anytime, day or night. Honza can be reached at (573) 651-2933 (work) or (618) 528-1145 (mobile).

In-Season Interview Policy

All of Southeast Missouri's basketball student-athletes and coaches will be available to the media throughout the 2025-26 season. Interviews should be arranged through the Southeast Missouri Strategic Communications Office. Interviews with players and coaches will be conducted either before or after practices during the season. Please let the Strategic Communications Office know if you plan to attend practice. Practices are held at either the Show Me Center or Student Recreation Center.

Credentials

Credentials are required for entrance to the Show Me Center. To request season or single-game credentials, please contact Jeff Honza in the Southeast Missouri Strategic Communications Office by phone at (573) 651-2933 or email at redhawk1@me.com / jhonza@semo.edu. Credentials can be picked up at the NCAA Pass Gate located at the Southeast entrance of the Show Me Center. Southeast Missouri follows the guidelines set forth by the NCAA governing the issuance of credentials. Press credentials will be issued to accredited sports writers of daily and weekly newspapers. Photo passes will be issued to accredited members of the photo media working for newspapers and television stations. All credential requests should come from sports editors, directors or anchors. Spouses, dates and minors will not be permitted on Press Row or in the press areas at the Show Me Center. Any unauthorized use of credentials will result in revocation of credentials issued by Southeast Missouri State University and credential requests will not be honored for future SEMO athletic events.

Press Row

Media will be assigned seats courtside on the north side of the Show Me Center. Press Row is reserved for working media



only. Professional decorum is expected at all times. Cheering or outward expression is strictly prohibited.

SEMORedhawks.com

Southeast Missouri's official athletics website is updated daily with information on all 15 sports available. Complete schedules, results, coaches and player bios, and other information can be accessed.

Postgame Interviews

The Southeast Missouri Strategic Communications staff will make requested student-athletes available to the media at the conclusion of each game. Head Coach Brad Korn's first postgame responsibility after meeting with the team is his live radio show. Korn and selected student-athletes will address the media after every game and the opposing head coach will be available upon request. Korn will address any media immediately after his postgame radio obligation with the Redhawks Radio Network.

Photographers/Videographers

Photographers and videographers working the floor level at the Show Me Center are required to shoot from behind the dash lines along the baselines and must sit on the floor in those areas. The Strategic Communications Department may identify other positions off the court where

photographers/videographers may work, provided the view is not blocked for fans. At no time may photographers/videographers work directly from behind the official scorer's table and team benches, and in front of any courtside signage. No tripods may be placed on or beside the court and flash photography is strictly prohibited.

Live Stats

StatBroadcast Live is the exclusive live statistics platform of Southeast Missouri basketball. Live stats can be accessed at Statb.us/I/SEMO.

Visiting Radio

A courtesy ethernet line is available for official visiting team radio use at the Show Me Center. If additional lines are needed, they must be secured by calling (573) 651-2275 at least one week in advance. Please contact Jeff Honza for more information.

Press Row Services

The Show Me Center is equipped with wireless internet. A member of the Strategic Communications staff will provide login information. Statistics will be distributed at media timeouts, during halftime and at the conclusion of all home games.



CHATTANOOGA
DECEMBER 6

HEAD COACH BRAD KORN



BRAD KORN

Korn File

Hometown: Plano, Ill.

Birthdate: August 22, 1981

Alma Mater: Southern Illinois, 2004

Education: Bachelor's Marketing (Southern Illinois); Master's in Administrative Studies (Missouri State)

Date Hired: March 23, 2020

Family: Wife - Kristin; Daughters - Brielyn, Ashtyn

By the Numbers

- 77 overall wins.
- 46 Ohio Valley Conference victories.
- 21 wins in 2024-25, SEMO's most in a season since 1999-2000.
- 16 OVC Commissioner's Honor Roll selections.
- 15 OVC wins in 2024-25, tied for most in a season in program history.
- 10 Game Winning Streak in 2024-25, SEMO's longest in 35 years and longest in its NCAA Division I era.
- 6 OVC Freshman of the Week honorees.
- 6 OVC Players of the Week honorees.
- 6 OVC Newcomer of the Week honorees.
- 4 OVC First-Team selections.
- 3 OVC Second-Team selections.
- 3 OVC All-Tournament Team selections.
- 2 1,000-point scorers.
- 1 OVC All-Newcomer Team selection.
- 1 OVC Tournament Most Valuable Player.
- 1 OVC Regular-Season title (2024-25).
- 1 OVC Tournament Championship (2022-23).
- 1 NCAA Tournament Appearance (2022-23, First Four).

Career Highlights

- Led Southeast Missouri to two OVC titles in the last three years (2024-25 OVC Regular-Season; 2022-23 OVC Tournament).
- Guided SEMO to its first outright OVC regular-season championship and #1 seed in the OVC Tournament in program history during the 2024-25 campaign.
- 2024-25 OVC Coach of the Year, becoming the second head coach in program history to win the prestigious honor.

- Coached three All-OVC players in 2024-25, SEMO's most All-Conference honorees in a season in program history.
- Led SEMO to its best one-year turnaround in program history after the Redhawks finished at 9-22 overall, 4-14 in the OVC and missed making the OVC Tournament in 2023-24 to going 21-12 overall and 15-5 in league play en route to the OVC regular-season title in 2024-25.
- In all, has coached five All-OVC guards in his tenure at SEMO, most of any head coach in program history.
- The 2024-25 team broke a single-season program record in steals (269).
- Officially hired as the seventh head coach in Southeast Missouri's NCAA Division I era on March 23, 2020.
- Began his first head coaching job in the middle of a COVID-19 pandemic during the 2020-21 season.
- Brought the national spotlight back on SEMO basketball when his 2022-23 team won the OVC Tournament title and advanced to the NCAA Tournament. It was the program's first OVC Tournament crown and NCAA Tournament appearance in over two decades.
- SEMO became the first #5 seed to ever win the OVC Tournament after winning four games in four days during the 2022-23 campaign. Along the way, the Redhawks knocked off the tourney's top two seeds in #1 Morehead State and #2 Tennessee Tech to claim the title.
- The Redhawks faced Texas A&M-Corpus Christi in the NCAA First Four on Mar. 14, 2023. SEMO's 2022-23 season ended with a close 75-71 loss in that game.
- SEMO snapped a streak of eight-straight losing seasons with its 19-17 record during 2022-23.
- It was the first time the Redhawks had both winning overall and OVC records in a season since 2004-05.
- The historic 2022-23 season received unprecedented media attention. Brad Korn and Chris Harris were featured in a live interview with Inside College Basketball studio hosts Clark Kellogg, Seth Davis, Greg Gumbel and Jay Wright on Selection Sunday prior to the Atlantic 10 Championship game.
- Became only the second head coach in SEMO basketball history to lead his team to back-to-back trips to the OVC Tournament semifinals (2021-22, 2022-23).
- The OVC Tournament semifinal appearance in 2021-22 was SEMO's first in 17 years.
- Academically, Korn's 2023-24 team completed the academic year with a 3.09 grade point average. His 2024-25 team finished the academic year with an even higher 3.18 GPA.

SEMO
BASKETBALL

HEAD COACH BRAD KORN**CHATTANOOGA**
DECEMBER 6**Coaching Experience**

- 2004-06 - Graduate Assistant, Southern Illinois
- 2006-12 - Assistant Coach, Southern Illinois
- 2012-13 - Director of Operations, Kansas State
- 2013-16 - Assistant Coach, Missouri State
- 2016-20 - Assistant Coach, Kansas State
- 2020-present - Head Coach, Southeast Missouri

Previous Experience

- Korn spent five years at Big 12 Conference member Kansas State working four seasons as an assistant coach and one as the program's Director of Operations.
- In his final four years back at K-State after returning following a three-year stint at Missouri State, Korn helped the Wildcats to 82 wins and three-straight NCAA Tournaments.
- K-State posted consecutive 25-win campaigns for the first time in school history (2017-18, 2018-19).
- Spent one season on Bruce Weber's inaugural staff at K-State as Director of Operations, helping lead the Wildcats to a 27-8 record and their first-ever Big 12 regular-season title in 2012-13.
- Overall, Korn has 19 years of Division I coaching experience.
- Returned to Manhattan, Kansas in May, 2016 after three seasons at Missouri State, where he was an assistant coach under Paul Lusk.
- Before his first stint at K-State, Korn spent eight years at his alma mater, Southern Illinois, including his final six seasons as a full-time assistant under Chris Lowery.
- During his time at SIU, Korn helped lead the Salukis to a 145-116 record, four postseason appearances, two Missouri Valley Conference championships and one State Farm Missouri Valley Tournament title. The 2006-07 SIU team advanced to the Sweet 16 with Korn on the coaching staff.

Playing Experience

- Korn helped the Salukis through one of their greatest periods of success from 1999 to 2004.
- The squad went from 16 wins his redshirt-freshman season to three consecutive NCAA Tournament appearances under head coaches Bruce Weber and Matt Painter.
- He was part of three Missouri Valley Conference regular-season championships.
- The 6-foot-9 forward saw action in 121 games in his career, averaging 5.2 points and 2.3 rebounds in 14.5 minutes per game.
- As a senior, Korn averaged 9.7 points on 41 percent shooting with four rebounds and 1.9 assists in helping lead SIU to 25 wins and a 17-1 mark in MVC play.
- He was named to the MVC's Most Improved Team.

KORN YEAR-BY-YEAR

Year	School	Assignment	Record	Conf./Fin.	Postseason
2004-05	Southern Illinois	Graduate Asst.	27-8	15-3/1st	NCAA Second Round
2005-06	Southern Illinois	Graduate Asst.	22-11	12-6/2nd	NCAA First Round
2006-07	Southern Illinois	Assistant Coach	29-7	15-3/1st	NCAA Sweet 16
2007-08	Southern Illinois	Assistant Coach	18-15	11-7/3rd	NIT Second Round
2008-09	Southern Illinois	Assistant Coach	13-18	8-10/5th	-
2009-10	Southern Illinois	Assistant Coach	15-15	6-12/9th	-
2010-11	Southern Illinois	Assistant Coach	13-19	5-13/8th	-
2011-12	Southern Illinois	Assistant Coach	8-23	6-13/9th	-
2012-13	Kansas State	Dir. of Operations	27-8	14-4/1st	NCAA Second Round
2013-14	Missouri State	Assistant Coach	20-13	9-9/4th	CIT Tournament
2014-15	Missouri State	Assistant Coach	11-20	5-13/8th	-
2015-16	Missouri State	Assistant Coach	13-19	8-10/7th	-
2016-17	Kansas State	Assistant Coach	21-14	8-10/6th	NCAA First Round
2017-18	Kansas State	Assistant Coach	25-12	10-8/4th	NCAA Elite Eight
2018-19	Kansas State	Assistant Coach	25-9	14-4/1st	NCAA First Round
2019-20	Kansas State	Assistant Coach	11-21	3-15/10th	-
2020-21	Southeast Missouri	Head Coach	11-16	9-11/7th	-
2021-22	Southeast Missouri	Head Coach	14-18	8-9/4th	-
2022-23	Southeast Missouri	Head Coach	19-17	10-8/5th	OVC Tournament Champs NCAA First Four
2023-24	Southeast Missouri	Head Coach	9-22	4-14/10th	-
2024-25	Southeast Missouri	Head Coach	21-12	15-5/1st	-
2025-26	Southeast Missouri	Head Coach	3-6		

Overall Record: 77-91**Record at SEMO:** 77-91, 46-47 Ohio Valley Conference (6th year)**Record as****College Assistant:** 222-205**Record as****Grad Assistant:** 49-19



CHATTANOOGA
DECEMBER 6

ASSISTANT COACHES




Fourth Year
Eastern Illinois, 2004

ASSOCIATE HEAD COACH



J.R. REYNOLDS

- In his fourth year at Southeast Missouri.
- Spent his first two seasons as an assistant coach before being promoted to associate head coach on Sept. 9, 2024.
- Worked five years as an assistant coach at Miami (Ohio) and four seasons as an assistant at his alma mater, Eastern Illinois.
- Was a graduate assistant at Purdue, as well and began his coaching career at Southern Illinois College.



Third Year
Missouri Baptist, 2013

ASSISTANT COACH



LADON CHAMPAGNIE

- Is in his third year as a full-time assistant coach.
- Initially joined the Southeast Missouri staff as Director of Operations, where he spent two years.
- Worked five years as head boys basketball coach at Bishop DuBourg High School.
- Began his basketball coaching career at Westminster Christian Academy, where he spent four years.



Third Year
Greenville College, 2016

ASSISTANT COACH/OPERATIONS



RYAN STROHM

- Is in his third year at Southeast Missouri.
- Was elevated to assistant coach/operations on Sept. 9, 2024.
- Oversees team budgets, coordinates travel plans for away games and supervises managers, while providing support to academic programs and other areas in addition to his coaching duties.
- Coached at Huntington for three years before joining the SEMO staff.



Second Year
Purdue, 2013

ASSISTANT COACH



DJ BYRD

- Is in his second year at SEMO.
- Was at Barry University for a brief stint and worked five years at Mercer University before joining the Redhawks staff.
- Worked as a graduate assistant at Purdue, where he was a standout player.
- Saw action in 130 career games and scored 890 points helping lead Purdue to three NCAA Tournaments (2010, 2011, 2012).
- Was the Big Ten Conference Sixth Man of the Year in 2012.

2025-26 ROSTER

CHATTANOOGA
DECEMBER 6

Numerical

No.	Name	Pos.	Ht.	Wt.	Cl.	Hometown/High School/College
1	PJ Farmer	G	6-0	180	Fr.	Charleston, Mo./Sikeston H.S.
2	BJ Ward	G	6-0	195	Jr.	St. Louis, Mo./Chaminade College Prep School
3	Trace Sadler	C	7-0	220	Fr.	Sikeston, Mo./Sikeston H.S.
4	Troy Cole, Jr.	G	6-4	200	Sr.	Donaldsonville, La./Donaldsonville H.S./Highland CC
7	Landren Blocker	G	6-5	210	So.	Little Rock, Ark./Little Rock Christian H.S./Louisiana Tech
9	Blaize Sagna	G	6-3	190	Gr.	London, England/Stetson University
10	Luke Almodovar	G	6-3	190	Jr.	Noblesville, Ind./Noblesville H.S./St. Francis (Ind.)
15	Brendan Terry	F	6-7	220	Sr.	Santa Monica, Calif./Crossroads H.S./Pensacola State Coll.
18	David Idada	C	7-0	270	Sr.	Barendrecht, Netherlands/Golden State Prep
22	Saxton Hoepker	F	6-8	215	Sr.	Nashville, Ill./Nashville H.S./Southwestern Illinois College
25	Jay Reynolds	G	6-3	195	R-Fr.	Cape Girardeau, Mo./Central H.S.
30	Elliot Lowndes	F	7-0	200	Sr.	Cobden, Ill./Cobden H.S./John A. Logan College
44	Braxton Stacker	G	6-5	205	Sr.	Fairview Heights, Ill./Cardinal Ritter H.S./Murray State
55	Marqueas Bell	G	6-3	185	Jr.	Kansas City, Mo./Park Hill H.S.

Alphabetical

No.	Name	Pos.	Ht.	Wt.	Cl.	Hometown/High School/College
10	Luke Almodovar	G	6-3	190	Jr.	Noblesville, Ind./Noblesville H.S./St. Francis (Ind.)
55	Marqueas Bell	G	6-3	185	Jr.	Kansas City, Mo./Park Hill H.S.
7	Landren Blocker	G	6-5	210	So.	Little Rock, Ark./Little Rock Christian H.S./Louisiana Tech
4	Troy Cole, Jr.	G	6-4	200	Sr.	Donaldsonville, La./Donaldsonville H.S./Highland CC
1	PJ Farmer	G	6-0	180	Fr.	Charleston, Mo./Sikeston H.S.
22	Saxton Hoepker	F	6-8	215	Sr.	Nashville, Ill./Nashville H.S./Southwestern Illinois College
18	David Idada	C	7-0	270	Sr.	Barendrecht, Netherlands/Golden State Prep
30	Elliot Lowndes	F	7-0	200	Sr.	Cobden, Ill./Cobden H.S./John A. Logan College
25	Jay Reynolds	G	6-3	195	R-Fr.	Cape Girardeau, Mo./Central H.S.
3	Trace Sadler	F	7-0	220	Fr.	Sikeston, Mo./Sikeston H.S.
9	Blaize Sagna	G	6-3	190	Gr.	London, England/Stetson University
44	Braxton Stacker	G	6-5	205	Sr.	Fairview Heights, Ill./Cardinal Ritter H.S./Murray State
15	Brendan Terry	F	6-7	220	Sr.	Santa Monica, Calif./Crossroads H.S./Pensacola State Coll.
2	BJ Ward	G	6-0	195	Jr.	St. Louis, Mo./Chaminade College Prep School

Head Coach: Brad Korn (Sixth Year)**Associate Head Coach:** J.R. Reynolds (Fourth Year)**Assistant Coaches:** LaDon Champagnie (Third Year), Ryan Strohm (Third Year), DJ Byrd (Second Year)**Graduate Assistant:** Sam Bledsoe **Managers:** Connor Cameron, Steven Creaghan, Troy Perhacs, David Hasenstab, Lucas Hoekel, Ian Nixon, Christian Johnson

Breakdown by Class

Total Squad Members.....	14
Graduate.....	1
Seniors.....	6
Juniors.....	3
Sophomores.....	1
Freshmen.....	3

Geographical

Arkansas.....	1
California.....	1
Illinois.....	3
Indiana.....	1
England.....	1
Louisiana.....	1
Missouri.....	5
Netherlands.....	1

By Position

Center.....	2
Forward.....	3
Guard.....	9

Pronunciations

Luke Almodovar.....	AL-MO-DOE-VAR
Marqueas Bell.....	mar-KEZ
Saxton Hoepker.....	HEP-kerr
David Idada.....	EE-dah-dah
Ellot Lowndes.....	rhymes with towns
Blaize Sagna.....	say-nia

SOUTHEAST MISSOURI BASKETBALL NOTES




CHATTANOOGA
DECEMBER 6


2025-26 RADIO/TV ROSTER




1 | **PJ Farmer**
G / 6-2 / 180 / Fr.
Charleston, Mo.



2 | **BJ Ward**
G / 6-0 / 195 / Jr.
St. Louis, Mo.



3 | **Trace Sadler**
C / 7-1 / 220 / Fr.
Sikeston, Mo.



4 | **Troy Cole, Jr.**
G / 6-4 / 200 / Sr.
Donaldsonville, La.



7 | **Landren Blocker**
G / 6-5 / 210 / So.
Little Rock, Ark.



9 | **Blaize Sagna**
G / 6-3 / 190 / Gr.
London, England




10 | **Luke Almodovar**
G / 6-3 / 190 / Jr.
Noblesville, Ind.



15 | **Brendan Terry**
F / 6-7 / 220 / Sr.
Santa Monica, Calif.




18 | **David Idada**
C / 7-0 / 270 / Sr.
Barendrecht, Netherlands



22 | **Saxton Hoepker**
F / 6-8 / 215 / Sr.
Nashville, Ill.




25 | **Jay Reynolds**
G / 6-3 / 195 / R-Fr.
Cape Girardeau, Mo.



30 | **Elliot Lowndes**
F / 7-0 / 200 / Sr.
Cobden, Ill.



44 | **Braxton Stacker**
G / 6-5 / 205 / Sr.
Fairview Heights, Ill.




55 | **Marqueas Bell**
G / 6-3 / 185 / Jr.
Kansas City, Mo.



Brad Korn
Head Coach
Sixth Year




J.R. Reynolds
Associate Head Coach
Fourth Year



LaDon Champagnie
Assistant Coach
Third Year




Ryan Strohm
Assistant Coach/Operations
Third Year



DJ Byrd
Assistant Coach
Second Year




Sam Bledsoe
Graduate Assistant
Second Year




Connor Cameron
Manager




Steven Creaghan
Manager




Troy Perhacs
Manager



David Hasenstab
Manager



Lucas Hoekel
Manager



Ian Nixon
Manager



Christian Johnson
Manager



SOUTHEAST MISSOURI BASKETBALL NOTES

2025-26 STATISTICS

CHATTANOOGA
DECEMBER 6



Game Records

Record	Overall	Home	Away	Neutral
ALL GAMES	3-6	2-2	0-4	1-0
CONFERENCE	0-0	0-0	0-0	0-0
NON-CONFERENCE	3-6	2-2	0-4	1-0

Score by Periods

Team	1st	2nd	OT	TOT
Southeast Mo. St.	324	377	0	701
Opponents	342	355	0	697

Team Box Score

No.	Player				Total		3-Point		F-Throw		Rebounds											
		GP-GS	MIN	AVG	FG-FGA	FG%	3FG-3FGA	3FG%	FT-FTA	FT%	OFF	DEF	TOT	AVG	PF	DQ	A	TO	BLK	STL	PTS	AVG
44	STACKER, Braxton	9-9	250:24	27.8	44-90	.489	18-49	.367	25-27	.926	5	22	27	3.0	21	0	18	13	3	14	131	14.6
10	ALMODOVAR, Luke	9-8	231:10	25.7	43-106	.406	17-58	.293	16-25	.640	5	27	32	3.6	17	0	6	8	2	8	119	13.2
2	WARD, BJ	9-9	265:01	29.4	37-99	.374	7-33	.212	17-22	.773	7	10	17	1.9	22	0	39	18	0	10	98	10.9
15	TERRY, Brendan	9-8	191:12	21.2	39-76	.513	1-6	.167	14-25	.560	11	27	38	4.2	24	1	11	14	3	9	93	10.3
55	BELL, Marqueas	9-1	188:47	21.0	35-63	.556	0-3	.000	19-25	.760	11	37	48	5.3	14	0	17	19	1	6	89	9.9
7	BLOCKER, Landren	9-5	150:10	16.7	16-30	.533	2-6	.333	9-17	.529	12	19	31	3.4	19	1	6	6	5	3	43	4.8
4	COLE JR., Troy	9-4	124:25	13.8	9-31	.290	1-17	.059	11-15	.733	3	12	15	1.7	17	0	6	10	1	7	30	3.3
18	IDADA, David	9-1	112:14	12.5	10-11	.909	0-0	.000	9-12	.750	12	12	24	2.7	14	0	1	4	4	2	29	3.2
30	LOWNDES, Elliot	9-0	65:26	7.3	9-16	.563	3-7	.429	1-3	.333	3	10	13	1.4	12	0	1	3	4	1	22	2.4
1	FARMER, PJ	9-0	87:27	9.7	8-22	.364	0-10	.000	3-6	.500	4	12	16	1.8	10	0	9	8	0	2	19	2.1
25	REYNOLDS, Jay	4-0	29:19	7.3	3-10	.300	2-8	.250	0-0	.000	1	1	2	0.5	3	0	1	1	0	0	8	2.0
9	SAGNA, Blaize	8-0	75:26	9.4	5-13	.385	1-7	.143	3-3	1.000	4	10	14	1.8	4	0	3	1	1	1	14	1.8
3	SADLER, Trace	6-0	28:58	4.8	3-4	.750	0-0	.000	0-0	.000	1	3	4	0.7	3	0	0	1	2	0	6	1.0
Team											12	9	21					4				
Total		9	1800		261-571	.457	52-204	.255	127-180	.706	91	211	302	33.6	180	2	118	110	26	63	701	77.9
Opponents		9	1800		237-505	.469	59-179	.330	164-218	.752	81	226	307	34.1	161	3	105	144	25	68	697	77.4

Team Statistics

	SEMO	OPP
Scoring	701	697
Points per game	77.9	77.4
Scoring margin	+0.4	-
Field goals-att	261-571	237-505
Field goal pct	.457	.469
3 point fg-att	52-204	59-179
3-point FG pct	.255	.330
3-pt FG made per game	5.8	6.6
Free throws-att	127-180	164-218
Free throw pct	.706	.752
F-Throws made per game	14.1	18.2
Rebounds	302	307
Rebounds per game	33.6	34.1
Rebounding margin	-0.6	-
Assists	118	105
Assists per game	13.1	11.7
Turnovers	110	144
Turnovers per game	12.2	16.0
Turnover margin	+3.8	-
Assist/turnover ratio	1.1	0.7
Steals	63	68
Steals per game	7.0	7.6
Blocks	26	25
Blocks per game	2.9	2.8
Winning streak	1	-
Home win streak	1	-
Attendance	5168	26211
Home games-Avg/Game	4-1292	4-6553
Neutral site-Avg/Game	-	1-86

Team Results

Date	Opponent		Score	Att.
11/03/2025	at Saint Louis	L	67-92	5364
11/07/2025	at Missouri	L	84-89	11314
11/12/2025	Webster	W	87-41	1375
11/15/2025	St. Thomas (MN)	L	72-84	1750
11/18/2025	at Iowa	L	70-99	9302
11/25/2025	vs Cal Poly	W	84-68	86
11/26/2025	at Northern Ariz.	L	72-79	231
11/29/2025	Lipscomb	L	77-88	698
12/02/2025	St. Mary-Woods	W	88-57	1345

SOUTHEAST MISSOURI BASKETBALL NOTES



CHATTANOOGA
DECEMBER 6

2024-25 FINAL OVC STATISTICS

Game Records

Record	Overall	Home	Away	Neutral
ALL GAMES	15-5	8-2	7-3	0-0
CONFERENCE	15-5	8-2	7-3	0-0
NON-CONFERENCE	0-0	0-0	0-0	0-0

Score by Periods

Team	1st	2nd	OT	TOT
Southeast Mo. St.	675	803	12	1490
Opponents	586	740	10	1336

Team Box Score

No.	Player				Total		3-Point		F-Throw		Rebounds											
		GP-GS	MIN	AVG	FG-FGA	FG%	3FG-3FGA	3FG%	FT-FTA	FT%	OFF	DEF	TOT	AVG	PF	DQ	A	TO	BLK	STL	PTS	AVG
1	MARTIN, Rob	20-20	651:01	32.6	122-255	.478	34-74	.459	48-56	.857	4	42	46	2.3	46	0	104	40	3	24	326	16.3
10	WASHINGTON, JR., Teddy	20-20	674:11	33.7	94-245	.384	35-119	.294	51-65	.785	11	90	101	5.1	51	2	46	33	10	42	274	13.7
15	TERRY, Brendan	20-20	516:47	25.8	99-151	.656	1-1	1.000	63-90	.700	33	62	95	4.8	55	3	29	33	19	22	262	13.1
44	STACKER, Braxton	20-0	474:04	23.7	59-124	.476	29-61	.475	41-48	.854	14	50	64	3.2	34	1	29	16	15	16	188	9.4
2	WARD, BJ	20-20	562:23	28.1	59-156	.378	33-91	.363	12-15	.800	13	31	44	2.2	43	0	35	22	5	17	163	8.2
4	COLE JR., Troy	20-13	383:56	19.2	33-80	.413	12-38	.316	16-20	.800	12	54	66	3.3	35	0	7	11	8	13	94	4.7
5	BIEL, TJ	18-0	237:11	13.2	22-43	.512	4-15	.267	7-12	.583	12	32	44	2.4	25	0	6	7	6	8	55	3.1
55	BELL, Marqueas	10-0	73:37	7.4	9-20	.450	0-0	.000	8-10	.800	3	10	13	1.3	4	0	4	5	0	3	26	2.6
18	IDADA, David	20-0	204:42	10.2	17-22	.773	0-0	.000	10-26	.385	23	38	61	3.1	27	0	3	12	5	5	44	2.2
30	LOWNDES, Elliot	20-7	130:52	6.5	21-33	.636	0-1	.000	0-3	.000	10	34	44	2.2	24	0	8	8	7	3	42	2.1
3	WALKUP, Damarion	14-0	100:09	7.2	5-16	.313	1-7	.143	3-5	.600	3	8	11	0.8	6	0	3	9	0	4	14	1.0
22	HOEPKER, Saxton	4-0	12:11	3.0	1-3	.333	0-2	.000	0-0	.000	0	0	0	0.0	2	0	0	0	0	0	2	0.5
35	HANBACK, Mason	1-0	03:56	3.9	0-0	.000	0-0	.000	0-0	.000	0	0	0	0.0	0	0	0	1	0	0	0	0.0
Team											18	12	30				11					
Total		20	4025		541-1148	.471	149-409	.364	259-350	.740	156	463	619	31.0	352	6	274	208	78	157	1490	74.5
Opponents		20	4025		460-1073	.429	98-315	.311	318-437	.728	169	469	638	31.9	309	4	186	262	50	111	1336	66.8

Team Statistics

	SEMO	OPP
Scoring	1490	1336
Points per game	74.5	66.8
Scoring margin	+7.7	-
Field goals-att	541-1148	460-1073
Field goal pct	.471	.429
3 point fg-att	149-409	98-315
3-point FG pct	.364	.311
3-pt FG made per game	7.5	4.9
Free throws-att	259-350	318-437
Free throw pct	.740	.728
F-Throws made per game	13.0	15.9
Rebounds	619	638
Rebounds per game	31.0	31.9
Rebounding margin	-1.0	-
Assists	274	186
Assists per game	13.7	9.3
Turnovers	208	262
Turnovers per game	10.4	13.1
Turnover margin	+2.7	-
Assist/turnover ratio	1.3	0.7
Steals	157	111
Steals per game	7.9	5.6
Blocks	78	50
Blocks per game	3.9	2.5
Winning streak	0	-
Home win streak	5	-
Attendance	19646	16685
Home games-Avg/Game	10-1965	10-1669
Neutral site-Avg/Game	-	0-0

Team Results

Date	Opponent		Score	Att.
12/19/2024	Eastern Ill.	W	79-72	840
12/21/2024	SIUE	W	80-64	1123
01/02/2025	at Tennessee St.	W	67-65	352
01/04/2025	at UT Martin	L	63-66	1340
01/09/2025	Southern Ind.	W	77-66	805
01/11/2025	Morehead St.	L	56-67	1216
01/14/2025	Little Rock	L	71-73	2585
01/16/2025	at Tennessee Tech	W	77-70	1445
01/23/2025	at Lindenwood	L	68-72	1989
01/25/2025	at Western Ill.	W	72-51	696
01/30/2025	UT Martin	W	90-79	1849
02/01/2025	Tennessee St.	Wot	89-87	2379
02/06/2025	at Morehead St.	W	80-51	2345
02/08/2025	at Southern Ind.	W	79-74	3097
02/11/2025	at Little Rock	W	57-45	1286
02/15/2025	Tennessee Tech	W	83-69	2692
02/20/2025	Western Ill.	W	87-66	2237
02/22/2025	Lindenwood	W	74-58	3920
02/27/2025	at SIUE	W	83-68	2503
03/01/2025	at Eastern Ill.	L	58-73	1632

SOUTHEAST MISSOURI BASKETBALL NOTES

2025-26 STATISTICS

CHATTANOOGA
DECEMBER 6



Comparison Game-by-Game (SEMO/Opponent)

Opponent	1st	2nd	Score	Mar	Total FG	FG Pct	3-Pointers	3FG Pct	Free Throws	FT Pct	Rebounds (Mar)	Assist	T/Over	Block	Steal	Fouls
Saint Louis	35/44	32/48	67-92	(25)	22-62/33-67	.355/.493	5-20/9-29	.250/.310	18-26/17-21	.692/.810	29/54 (25)	7/10	9/15	3/1	6/6	19/24
Missouri	51/46	33/43	84-89	(5)	29-63/32-54	.460/.593	9-30/6-15	.300/.400	17-21/19-31	.810/.613	33/30 +3	14/13	16/19	1/6	11/10	25/17
Webster	46/22	41/19	87-41	+46	33-64/16-59	.516/.271	8-28/3-16	.286/.188	13-22/6-8	.591/.750	38/29 +9	24/7	7/20	5/1	10/4	13/14
St. Thomas (Minn.)	29/41	43/43	72-84	(12)	30-67/27-46	.448/.587	5-18/8-18	.278/.444	7-12/22-26	.583/.846	27/29 (2)	11/12	13/16	2/2	6/7	21/15
Iowa	25/49	45/50	70-99	(29)	26-50/30-49	.520/.612	6-16/10-23	.375/.435	12-21/29-39	.571/.744	26/28 (2)	10/17	17/11	1/2	4/11	25/20
Cal Poly	29/31	55/37	84-68	+16	31-68/16-54	.456/.296	7-28/5-24	.250/.208	15-17/31-37	.882/.838	39/41 (2)	13/6	12/19	4/3	7/7	26/20
Northern Arizona	29/39	43-40	72-79	(7)	30-68/28-53	.441/.528	5-24/5-13	.208/.385	7-13/18-25	.538/.720	33/37 (4)	14/12	8/11	5/5	5/6	19/15
Lipscomb	30/38	47/50	77-88	(11)	25-61/29-58	.410/.500	4-18/11-25	.222/.440	23-30/19-26	.767/.731	39/32 +7	8/20	17/16	1/2	2/8	23/22
St. Mary of the Woods	50/32	38/25	88-57	+31	35-68/26-65	.515/.400	3-22/2-16	.136/.125	15-18/3-5	.833/.600	38/27 +11	17/8	11/17	4/3	12/9	
Chattanooga																
Saint Xavier (Ill.)																
Tennessee Tech																
Tennessee State																
Eastern Illinois																
Western Illinois																
Southern Indiana																
Morehead State																
Lindenwood																
SIU Edwardsville																
UT Martin																
Little Rock																
Western Illinois																
Eastern Illinois																
Morehead State																
Southern Indiana																
SIU Edwardsville																
Lindenwood																
UT Martin																
Little Rock																
Tennessee State																
Tennessee Tech																

Points in the Paint, Second Chance Points, Points Off Turnovers, Fastbreak Points, Bench Points

Opponent	W/L	POINTS IN THE PAINT		2ND CHANCE POINTS		POINTS OFF TURNOVERS		FAST BREAK POINTS		BENCH POINTS	
		SEMO	OPP.	SEMO	OPP.	SEMO	OPP.	SEMO	OPP.	SEMO	OPP.
Saint Louis	L	28	48	5	12	19	9	8	20	12	28
Missouri	L	28	46	9	8	13	17	9	16	24	24
Webster	W	50	20	12	6	27	6	21	4	50	19
St. Thomas (Minn.)	L	36	38	10	2	17	17	7	13	11	36
Iowa	L	34	38	15	16	14	26	6	4	20	50
Cal Poly	W	40	22	14	19	23	13	11	9	11	37
Northern Arizona	L	48	38	15	17	13	9	7	12	25	19
Lipscomb	L	32	36	12	8	15	19	4	19	19	36
St. Mary of the Woods	W	62	32	15	4	24	7	24	2	43	34
Chattanooga											
St. Xavier (Ill.)											
Tennessee Tech											
Tennessee State											
Eastern Illinois											
Western Illinois											
Southern Indiana											
Morehead State											
Lindenwood											
SIU Edwardsville											
UT Martin											
Little Rock											
Western Illinois											
Eastern Illinois											
Morehead State											
Southern Indiana											
SIU Edwardsville											
Lindenwood											
UT Martin											
Little Rock											
Tennessee State											
Tennessee Tech											

SOUTHEAST MISSOURI BASKETBALL NOTES



CHATTANOOGA
DECEMBER 6

2025-26 STATISTICS

Game-by-Game Leaders

Opponent	W/L	Score	Points	Rebounds	Assists	Blocks	Steals
Saint Louis	L	67-92	Ward - 16	Blocker - 7	Ward - 3	Stacker, Blocker, Lowndes - 1	Stacker - 3
Missouri	L	84-89	Stacker - 26	Stacker - 6	Ward - 7	Stacker - 1	Almodovar - 3
Webster	W	87-41	Bell - 15	Bell - 10	Ward - 7	Sadler - 2	Ward, Cole, Jr. - 2
St. Thomas (Minn.)	L	72-84	Almodovar - 20	Almodovar - 5	Bell - 5	Terry, Stacker - 1	Bell - 3
Iowa	L	70-99	Almodovar - 15	Farmer - 5	Ward - 5	Blocker - 1	Almodovar - 2
Cal Poly	W	84-68	Almodovar - 29	Idada - 6	Stacker - 6	Four tied - 1	Ward, Stacker - 2
Northern Arizona	L	72-79	Stacker - 15	Bell - 5	Ward - 7	Lowndes - 2	Stacker - 2
Lipscomb	L	77-88	Stacker - 24	Terry - 10	Stacker - 4	Blocker - 1	Cole, Jr. - 2
St. Mary of the Woods	W	88-57	Blocker - 14	Blocker - 7	Stacker - 5	Four tied - 1	Ward - 4
Chattanooga							
Saint Xavier (Ill.)							
Tennessee Tech							
Tennessee State							
Eastern Illinois							
Western Illinois							
Southern Indiana							
Morehead State							
Lindenwood							
SIU Edwardsville							
UT Martin							
Little Rock							
Western Illinois							
Eastern Illinois							
Morehead State							
Southern Indiana							
SIU Edwardsville							
Lindenwood							
UT Martin							
Little Rock							
Tennessee State							
Tennessee Tech							

2025-26 STATISTICS

CHATTANOOGA
DECEMBER 6

Game-by-Game Starters

Opponent	W/L	Score	Guard	Guard	Guard/	Guard	Forward	First Man Off the Bench
Saint Louis	L	67-92	Ward	Stacker	Cole, Jr.	Almodovar	Terry	Blocker, 7 reb., 24 min.
Missouri	L	84-89	Ward	Stacker	Cole, Jr.	Almodovar	Terry	Bell, 13 pts., 2 reb., 16 min.
Webster	W	87-41	Ward	Stacker	Cole, Jr.	Almodovar	Terry	Bell, 15 pts., 10 reb., 5 assists, 23 min.
St. Thomas (Minn.)	L	72-84	Ward	Stacker	Cole, Jr.	Almodovar	Terry	Bell, 11 pts., 10 reb., 5 assists, 30 min.
Iowa	L	70-99	Ward	Stacker	Blocker	Almodovar	Terry	Idada, 2 reb., 15 min.
Cal Poly	W	84-68	Ward	Stacker	Blocker	Almodovar	Terry	Cole, Jr., 2 reb., 6 min.
Northern Arizona	L	72-79	Ward	Stacker	Blocker	Almodovar	Terry	Bell, 9 pts., 5 reb., 21 min.
Lipscomb	L	77-88	Ward	Stacker	Blocker	Almodovar	Terry	Idada, 6 pts., 4 reb., 13 min.
St. Mary of the Woods	W	88-57	Ward	Stacker	Blocker	Bell	Idada	Terry, 13 pts., 5 reb., 19 min.
Chattanooga								
Saint Xavier (Ill.)								
Tennessee Tech								
Tennessee State								
Eastern Illinois								
Western Illinois								
Southern Indiana								
Morehead State								
Lindenwood								
SIU Edwardsville								
UT Martin								
Little Rock								
Western Illinois								
Eastern Illinois								
Morehead State								
Southern Indiana								
SIU Edwardsville								
Lindenwood								
UT Martin								
Little Rock								
Tennessee State								
Tennessee Tech								

Starting Lineup Combinations

Record	Guard	Guard	Guard	Guard	Forward
1-3	Ward	Stacker	Cole, Jr.	Almodovar	Terry
1-3	Ward	Stacker	Blocker	Almodovar	Terry
1-0	Ward	Stacker	Blocker	Bell	Idada

SOUTHEAST MISSOURI BASKETBALL NOTES



CHATTANOOGA
DECEMBER 6

2025-26 STATISTICS

Team Game-by-Game Statistics

	Score	FG-A	Pct.	3FG-A	Pct.	FT-A	Pct.	OFF	DEF	Total	F	A	TO	B	S
Southeast Missouri	L, 67-92	22-62	.355	5-20	.250	18-26	.692	7	22	28	19	7	9	3	6
Saint Louis		33-67	.493	9-29	.310	17-21	.810	14	40	54	24	10	15	1	6
Southeast Missouri	L, 84-89	29-63	.460	9-30	.300	17-21	.810	13	20	33	25	14	16	1	11
Missouri		32-54	.593	6-15	.400	19-31	.613	9	21	30	17	13	19	6	10
Southeast Missouri	/ W, 87-41	33-64	.516	8-28	.286	13-22	.591	8	30	38	13	24	7	5	10
Webster		16-59	.271	3-16	.188	6-8	.750	11	18	29	14	7	20	1	4
Southeast Missouri	L, 72-84	30-67	.448	5-18	.278	7-12	.583	6	21	27	21	11	13	2	6
St. Thomas (Minn.)		27-46	.587	8-18	.444	22-26	.846	1	28	29	15	12	16	2	7
Southeast Missouri	L, 70-99	26-50	.520	6-16	.375	12-21	.571	10	16	26	25	10	17	1	4
Iowa		30-49	.612	10-23	.435	29-39	.744	9	19	28	20	17	11	2	11
Southeast Missouri	W, 84-68	31-68	.456	7-28	.250	15-17	.882	13	26	39	26	13	12	7	7
Cal Poly		16-54	.296	5-24	.208	31-37	.838	16	25	41	20	6	19	3	7
Southeast Missouri	L, 72-79	30-68	.441	5-24	.208	7-13	.538	12	21	33	20	14	8	5	5
Northern Arizona		28-53	.528	5-13	.385	18-25	.720	7	30	37	15	12	11	5	6
Southeast Missouri	L, 77-88	25-61	.410	4-18	.222	23-30	.767	12	27	39	23	8	17	1	2
Lipscomb		29-58	.500	11-25	.440	19-26	.731	6	26	32	22	20	16	2	8
Southeast Missouri	W, 88-57	35-68	.515	3-22	.136	15-18	.833	10	28	38	8	17	11	4	12
St. Mary of the Woods		26-65	.400	2-16	.125	3-5	.600	8	19	27	14	8	17	3	9
Southeast Missouri															
Chattanooga															
Southeast Missouri															
Saint Xavier (Ill.)															
Southeast Missouri															
Tennessee Tech															
Southeast Missouri															
Tennessee State															
Southeast Missouri															
Eastern Illinois															
Southeast Missouri															
Western Illinois															
Southeast Missouri															
Southern Indiana															
Southeast Missouri															
Morehead State															
Southeast Missouri															
Lindenwood															
Southeast Missouri															
SIU Edwardsville															
Southeast Missouri															
UT Martin															
Southeast Missouri															
Little Rock															
Southeast Missouri															
Western Illinois															
Southeast Missouri															
Eastern Illinois															
Southeast Missouri															
Morehead State															
Southeast Missouri															
Southern Indiana															
Southeast Missouri															
SIU Edwardsville															
Southeast Missouri															
Lindenwood															
Southeast Missouri															
UT Martin															
Southeast Missouri															
Little Rock															
Southeast Missouri															
Tennessee State															
Southeast Missouri															
Tennessee Tech															

2025-26 STATISTICS

CHATTANOOGA
DECEMBER 62025-26 Game-by-Game Leaders
Summary (# of Games)/

Points

Luke Almodovar.....	3
Braxton Stacker.....	3
BJ Ward.....	1
Marqueas Bell.....	1
Landren Blocker.....	1

Rebounds

Marqueas Bell.....	2
Landren Blocker.....	2
Braxton Stacker.....	1
Luke Almodovar.....	1
PJ Farmer.....	1
David Idada.....	1
Brendan Terry.....	1

Assists

BJ Ward.....	5
Braxton Stacker.....	3
Marqueas Bell.....	1

Blocks

Landren Blocker.....	4
Braxton Stacker.....	3
Brendan Terry.....	3
Elliot Lowndes.....	2
Luke Almodovar.....	2
David Idada.....	2
Trace Sadler.....	1
Marqueas Bell.....	1

Steals

Braxton Stacker.....	3
BJ Ward.....	3
Luke Almodovar.....	2
Troy Cole, Jr.....	2
Marqueas Bell.....	1

Dunks

Landren Blocker.....	6
Braxton Stacker.....	5
Luke Almodovar.....	5
Brendan Terry.....	3
Troy Cole, Jr.....	2
Elliot Lowndes.....	2
Trace Sadler.....	2
David Idada.....	1
Marqueas Bell.....	1

Games Played/Started

	2025-26	Career
BJ Ward	9/9	71/43
Braxton Stacker	9/9	66/36
Brendan Terry	9/8	42/41
Troy Cole, Jr.	9/4	42/23
Elliot Lowndes	9/0	41/14
Marqueas Bell	9/1	53/6
David Idada	9/1	72/5
Luke Almodovar	9/9	9/9
Saxton Hoepker	-	13/0
Landren Blocker	9/5	9/5
PJ Farmer	9/0	9/0
Blaize Sagna	8/0	8/0
Trace Sadler	6/0	6/0
Jay Reynolds	4/0	4/0

Career Ledger

Double-Digit Point Games

	2025-26	Career
Braxton Stacker.....	8	26
Brendan Terry.....	6	24
BJ Ward.....	4	20
Marqueas Bell.....	4	11
Troy Cole, Jr.....	-	6
Luke Almodovar.....	4	4
Landren Blocker.....	1	1

Double-Digit Rebound Games

	2025-26	Career
Marqueas Bell.....	2	2
David Idada.....	-	2
BJ Ward.....	-	1
Brendan Terry.....	1	1

20+ Point Games

	2025-26	Career
Brendan Terry.....	-	3
Luke Almodovar.....	3	3
Braxton Stacker.....	2	3
BJ Ward.....	-	1

8+ Rebound Games

	2025-26	Career
Brendan Terry.....	1	6
David Idada.....	-	4
BJ Ward.....	-	2
Elliot Lowndes.....	-	1
Troy Cole, Jr.....	-	1
Braxton Stacker.....	-	1
Marqueas Bell.....	1	1

5+ Assist Games

	2025-26	Career
BJ Ward.....	4	11
Braxton Stacker.....	2	3
Marqueas Bell.....	2	2
Brendan Terry.....	-	1

3+ Steal Games

	2025-26	Career
Brendan Terry.....	-	6
BJ Ward.....	1	6
Braxton Stacker.....	1	3
Marqueas Bell.....	1	2
Troy Cole, Jr.....	-	1
Luke Almodovar.....	1	1

Double-Doubles

	2025-26	Career
Marqueas Bell.....	2	2
Brendan Terry.....	1	1
BJ Ward.....	-	1


SEMO's 2025-26 Record:

At Home.....	2-2
On the Road.....	0-4
At Neutral Sites.....	1-0
In Ohio Valley Conference Games.....	0-0
In November.....	2-6
In December.....	1-0
In January.....	0-0
In February.....	0-0
In March.....	0-0
Leading at the Half.....	2-2
Trailing at the Half.....	1-4
Tied at the Half.....	0-0
In Overtime Games.....	0-0
The Redhawks Score First.....	2-1
In 1-4 Point Games.....	0-0
In 5-9 Point Games.....	0-2
In 10-14 Point Games.....	0-2
In 15+ Point Games.....	3-2
Leading with Five Minutes Left in Regulation.....	3-0
Trailing with Five Minutes Left in Regulation.....	0-6
Tied with Five Minutes Left in Regulation.....	0-0
Scoring Less than 50 Points.....	0-0
Scoring 50-59 Points.....	0-0
Scoring 60-69 Points.....	0-1
Scoring 70-79 Points.....	0-4
Scoring 80-89 Points.....	3-1
Scoring 90-99 Points.....	0-0
Scoring 100 or more Points.....	0-0
Giving up Less Than 50 Points.....	1-0
Giving up 50-59 Points.....	1-0
Giving up 60-69 Points.....	1-0
Giving up 70-79 Points.....	0-1
Giving up 80-89 Points.....	0-3
Giving up 90-99 Points.....	0-2
Giving up 100 or more Points.....	0-0
Shooting 50% or Better from the Field.....	2-1
Shooting Less Than 50% from the Field.....	1-5
Opponent Shoots 50% or Better from the Field.....	0-5
Opponent Shoots Less Than 50% from the Field.....	3-1
Outshooting Opponent.....	3-1
Outshot by Opponent.....	0-5
Field Goal Percentage is Tied.....	0-0
Shooting 50% or Better from 3-Point Range.....	0-0
Shooting Less Than 50% from 3-Point Range.....	3-6
Opponent Shoots 50% or Better from 3-Point Range.....	0-0
Opponent Shoots Less Than 50% from 3-Point Range.....	3-6
Shooting 50% or Better from the Free Throw Line.....	3-6
Shooting Less Than 50% from the Free Throw Line.....	0-0
Opponent Shoots 50% or Better from the Free Throw Line.....	3-6
Opponent Shoots Less Than 50% from the Free Throw Line.....	0-0
Shooting More Free Throws Than Opponent.....	2-2
Shooting Less Free Throws Than Opponent.....	1-4
Free Throws are Tied.....	0-0
SEMO's Starters Outscore Opponent's Starters.....	3-3
Opponent's Starters Outscore SEMO's Starters.....	0-3
Starter Scoring is Tied.....	0-0
Bench Outscores Opponent.....	2-1
Opponent Bench Outscores SEMO.....	1-4
Bench Scoring is Tied.....	0-1
Bench Contributes Double Figures in Points.....	3-6
No Redhawk Players Score Double Figures.....	0-0
Two Redhawk Players Score Double Figures.....	1-1
3+ Redhawk Players Score Double Figures.....	2-5
Outrebounding an Opponent.....	2-2
Opponent Outrebounds SEMO.....	1-4
Rebounds are Tied.....	0-0
Getting 10+ Assists.....	3-4
Getting 10+ Steals.....	2-1
Getting 5+ Blocks.....	1-1
Forcing more Turnovers than Opponent.....	3-4
Committing more Turnovers than Opponent.....	0-2
Turnovers are Tied.....	0-0



CHATTANOOGA
DECEMBER 6

2025-26 REDHAWKS



LUKE ALMODOVAR

2025-26 Notes

- Ranks second on the team with 13.2 points per game and 17 three-pointers made.
- Scored 20 or more points in three of his starts.
- Finished with double figures in the scoring column four times.
- Poured in a season-high 29 points with 27 in the second half to SEMO's big second half vs. Cal Poly (11/25).
- Scored 24 points at SEC member Missouri (11/7), 20 vs. St. Thomas (11/15) and 15 at Iowa (11/18).
- Made a season-high five 3-pointers at Missouri (11/7).
- Scored eight points in his first career NCAA Division I start at Saint Louis (11/3).
- Ranks 13th in the Ohio Valley Conference in scoring and tied for sixth in 3-pointers made.

Almodovar's Game-by-Game Statistics

2025-26	FG	3P	FT	O/D	REB	F	PTS	A	TO	B	S	M
at Saint Louis*	2-7	1-4	3-6	2/2	4	3	8	0	1	0	0	23
at Missouri*	9-20	5-13	1-2	1/3	4	2	24	2	3	0	3	34
Webster*	2-6	1-5	0-0	0/2	2	1	5	1	0	0	1	16
St. Thomas (Minn.)*	6-15	3-6	5-5	0/5	5	3	20	1	0	0	0	29
at Iowa*	6-9	2-4	1-2	1/0	1	2	15	0	2	0	2	26
vs. Cal Poly*	11-21	4-10	3-3	0/5	5	4	29	1	0	1	0	29
at Northern Arizona*	4-10	1-5	0-1	1/1	2	1	9	0	1	0	1	30
Lipscomb*	1-7	0-5	1-2	0/4	4	1	3	0	0	0	0	22
St. Mary of the Woods	2-11	0-6	2-5	0/5	5	0	6	1	1	1	1	18
at Chattanooga												
Saint Xavier (Ill.)												
at Tennessee Tech												
at Tennessee State												
Eastern Illinois												
Western Illinois												
at Southern Indiana												
at Morehead State												
Lindenwood												
SIU Edwardsville												
UT Martin												
Little Rock												
at Western Illinois												
at Eastern Illinois												
Morehead State												
Southern Indiana												
at SIU Edwardsville												
at Lindenwood												
at UT Martin												
at Little Rock												
Tennessee State												
Tennessee Tech												

• - Game Started

2025-26 SEASON/CAREER-HIGHS

Points	29	vs. Cal Poly (11/25/25)
Total Rebounds	5	3x, last vs. St. Mary of the Woods (12/2/25)
Offensive Rebounds	2	at Saint Louis (11/3/25)
Defensive Rebounds	5	4x, last vs. St. Mary of the Woods (12/2/25)
Field Goals Made	11	vs. Cal Poly (11/25/25)
Field Goals Attempted	21	vs. Cal Poly (11/25/25)
3-Point Field Goals Made	5	at Missouri (11/7/25)
3-Point Field Goals Attempted	13	at Missouri (11/7/25)
Free Throws Made	5	vs. St. Thomas (11/15/25)
Free Throws Attempted	6	at Saint Louis (11/3/25)
Assists	2	at Missouri (11/7/25)
Blocks	1	2x, last vs. St. Mary of the Woods (12/2/25)
Steals	3	at Missouri (11/7/25)
Minutes	34	at Missouri (11/7/25)

Almodovar's Career Statistics at Southeast Missouri

Overall																					
Season	G-GS	Min	Avg	FG-FGA	Pct	3FG-3FGA	Pct	FT-FTA	Pct	Off	Def	Tot	Avg	PF	FO	A	TO	Blk	Stl	Pts	Avg
2025-26	9-8	229	25.4	43-106	.406	17-58	.293	16-25	.640	5	27	32	3.6	17	0	6	8	2	8	119	13.2
Ohio Valley Conference Games Only																					
Season	G-GS	Min	Avg	FG-FGA	Pct	3FG-3FGA	Pct	FT-FTA	Pct	Off	Def	Tot	Avg	PF	FO	A	TO	Blk	Stl	Pts	Avg
2025-26																					

2025-26 REDHAWKS

CHATTANOOGA
DECEMBER 6

MARQUEAS BELL

2025-26 Notes

- Came off the bench to score double figures his first four games of the season.
- Started the year with 10 points at Saint Louis (11/3) and followed that up with 13 points at Missouri (11/7).
- Registered a double-double in back-to-back contests with 15 points and 10 rebounds vs. Webster (11/12) and 11 points and 10 rebounds vs. St. Thomas (11/15).
- The double-double vs. Webster was the first of his career.
- Ranks fifth on the team in scoring with 9.9 points per game.
- Leads the Redhawks with 5.3 rebounds per contest and is third on the team with 17 assists.
- Had nine points in his first start of the season vs. St. Mary of the Woods (12/2).

Bell's Game-by-Game Statistics

2025-26	FG	3P	FT	O/D	REB	F	PTS	A	TO	B	S	M
at Saint Louis	4-9	0-1	2-2	0/4	4	1	10	1	0	0	0	22
at Missouri	4-6	0-0	5-6	0/2	2	1	13	1	3	0	1	16
Webster	6-8	0-0	3-4	2/8	10	0	15	5	1	0	1	23
St. Thomas (Minn.)	5-10	0-0	1-2	2/8	10	1	11	5	4	0	3	29
at Iowa	2-4	0-0	3-4	2/1	3	2	7	0	4	0	0	14
vs. Cal Poly	3-3	0-0	0-0	1/1	2	4	6	1	2	1	0	18
at Northern Arizona	4-10	0-1	1-1	1/4	5	1	9	2	0	0	0	21
Lipscomb	4-7	0-0	1-2	2/7	9	4	9	1	3	0	0	25
St. Mary of the Woods*	3-6	0-1	3-4	1/2	3	0	9	1	2	0	1	16
at Chattanooga												
Saint Xavier (Ill.)												
at Tennessee Tech												
at Tennessee State												
Eastern Illinois												
Western Illinois												
at Southern Indiana												
at Morehead State												
Lindenwood												
SIU Edwardsville												
UT Martin												
Little Rock												
at Western Illinois												
at Eastern Illinois												
Morehead State												
Southern Indiana												
at SIU Edwardsville												
at Lindenwood												
at UT Martin												
at Little Rock												
Tennessee State												
Tennessee Tech												

• - Game Started

2025-26 SEASON-HIGHS

Points	15	vs. Webster (11/12/25)
Total Rebounds	10	2x, last vs. St. Thomas (11/15/25)
Offensive Rebounds	2	4x, last vs. Lipscomb (11/29/25)
Defensive Rebounds	8	2x, last vs. St. Thomas (11/15/25)
Field Goals Made	6	vs. Webster (11/12/25)
Field Goals Attempted	10	2x, last at Northern Arizona (11/26/25)
3-Point Field Goals Made	-	-
3-Point Field Goals Attempted	2	vs. St. Mary of the Woods (12/2/25)
Free Throws Made	5	at Missouri (11/7/25)
Free Throws Attempted	6	at Missouri (11/7/25)
Assists	5	2x, last vs. St. Thomas (11/15/25)
Blocks	1	2x, last vs. St. Mary of the Woods (12/2/25)
Steals	3	vs. St. Thomas (11/15/25)
Minutes	29	vs. St. Thomas (11/15/25)

CAREER-HIGHS

Points	18	at SIU Edwardsville (2/17/24)
Total Rebounds	10	2x, last vs. St. Thomas (11/15/25)
Offensive Rebounds	2	6x, last vs. Lipscomb (11/29/25)
Defensive Rebounds	8	2x, last vs. St. Thomas (11/15/25)
Field Goals Made	7	at SIU Edwardsville (2/17/24)
Field Goals Attempted	11	at Eastern Illinois (2/15/24)
3-Point Field Goals Made	2	at SIU Edwardsville (2/17/24)
3-Point Field Goals Attempted	3	at SIU Edwardsville (2/17/24)
Free Throws Made	6	vs. Little Rock (2/22/24)
Free Throws Attempted	9	vs. Little Rock (2/22/24)
Assists	6	vs. UT Martin (2/24/24)
Blocks	1	4x, last vs. St. Mary of the Woods (12/2/25)
Steals	3	2x, last vs. St. Thomas (11/15/25)
Minutes	31	vs. UT Martin (2/24/24)

Bell's Career Statistics at Southeast Missouri

Overall

Season	G-GS	Min	Avg	FG-FGA	Pct	3FG-3FGA	Pct	FT-FTA	Pct	Off	Def	Tot	Avg	PF	FO	A	TO	Blk	Stl	Pts	Avg
2023-24	25-5	297	11.9	42-96	.438	6-19	.316	30-45	.667	4	51	55	2.2	24	0	19	19	1	12	120	4.8
2024-25	19-0	191	10.1	24-51	.471	2-5	.400	14-17	.824	8	34	42	2.2	18	1	12	13	1	6	64	3.4
2025-26	9-1	190	21.1	35-63	.556	0-3	.000	19-25	.760	11	37	48	5.3	14	0	17	19	1	6	89	9.9
Totals	53-6	678	12.8	101-210	.481	8-27	.296	63-87	.724	23	122	145	2.7	56	1	48	51	3	24	273	5.2

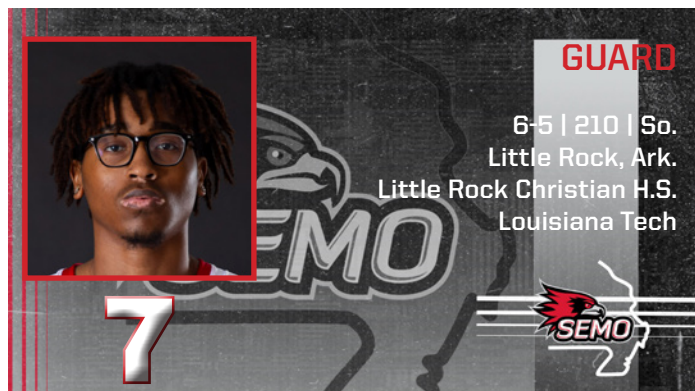
Ohio Valley Conference Games Only

Season	G-GS	Min	Avg	FG-FGA	Pct	3FG-3FGA	Pct	FT-FTA	Pct	Off	Def	Tot	Avg	PF	FO	A	TO	Blk	Stl	Pts	Avg
2023-24	15-5	235	15.7	32-73	.438	5-14	.357	25-36	.694	4	38	42	2.8	16	0	17	15	1	10	94	6.3
2024-25	10-0	74	7.4	9-20	.450	0-0	.000	8-10	.800	3	10	13	1.3	4	0	4	5	0	3	26	2.6
2025-26																					
Totals	25-5	309	12.4	41-93	.441	5-14	.357	33-46	.717	7	48	55	2.2	20	0	21	20	1	13	120	4.8



CHATTANOOGA
DECEMBER 6

2025-26 REDHAWKS



LANDREN BLOCKER

2025-26 Notes

- Started Southeast Missouri's last five games.
- Made his first career start at Big Ten Conference member Iowa (11/18).
- Averages 4.8 points and 3.4 rebounds.
- Leads the team with five blocks.
- Came off the bench to lead the Redhawks with seven rebounds at Saint Louis (11/3).
- Had a season-high 14 points for his first double-digit scoring game vs. St. Mary of the Woods (12/2).

Blocker's Game-by-Game Statistics

2025-26	FG	3P	FT	O/D	REB	F	PTS	A	TO	B	S	M
at Saint Louis	0-4	0-1	0-0	2/5	7	1	0	1	2	1	0	24
at Missouri	2-2	1-1	1-2	1/2	3	3	6	1	0	0	0	21
Webster	3-4	0-0	1-4	2/3	5	2	7	0	0	0	1	18
St. Thomas (Minn.)	0-0	0-0	0-0	0/0	0	0	0	0	0	0	0	8
at Iowa*	1-4	1-2	1-2	1/1	2	5	4	2	0	1	0	13
vs. Cal Poly*	3-6	0-1	2-2	3/2	5	8	2	1	0	0	1	22
at Northern Arizona*	1-1	0-0	0-1	1/1	2	1	2	0	1	1	0	10
Lipscomb*	0-1	0-0	2-4	0/0	0	4	2	0	1	1	0	10
St. Mary of the Woods* 6-8	0-1	0-1	2-2	2/5	7	1	14	1	2	1	1	21
at Chattanooga												
Saint Xavier (Ill.)												
at Tennessee Tech												
at Tennessee State												
Eastern Illinois												
Western Illinois												
at Southern Indiana												
at Morehead State												
Lindenwood												
SIU Edwardsville												
UT Martin												
Little Rock												
at Western Illinois												
at Eastern Illinois												
Morehead State												
Southern Indiana												
at SIU Edwardsville												
at Lindenwood												
at UT Martin												
at Little Rock												
Tennessee State												
Tennessee Tech												

• - Game Started

2025-26 SEASON/CAREER-HIGHS

Points	14	vs. St. Mary of the Woods (12/2/25)
Total Rebounds	7	2x, last vs. St. Mary of the Woods (12/2/25)
Offensive Rebounds	3	vs. Cal Poly (11/25/25)
Defensive Rebounds	5	2x, last vs. St. Mary of the Woods (12/2/25)
Field Goals Made	6	vs. St. Mary of the Woods (12/2/25)
Field Goals Attempted	8	vs. St. Mary of the Woods (12/2/25)
3-Point Field Goals Made	1	2x, last at Iowa (11/18/25)
3-Point Field Goals Attempted	2	at Iowa (11/18/25)
Free Throws Made	2	3x, last vs. St. Mary of the Woods (12/2/25)
Free Throws Attempted	4	2x, last vs. Lipscomb (11/29/25)
Assists	2	at Iowa (11/18/25)
Blocks	1	4x, last vs. St. Mary of the Woods (12/2/25)
Steals	1	3x, last vs. St. Mary of the Woods (12/2/25)
Minutes	24	at Saint Louis (11/3/25)

Blocker's Career Statistics at Southeast Missouri

Overall																			
Season	G-GS	Min	Avg	FG-FGA	Pct	3FG-3FGA	Pct	FT-FTA	Pct	Off	Def	Tot	Avg	PF	FO	A	TO	Blk	Stl
2025-26	9-5	152	16.9	16-30	.533	2-6	.333	9-17	.529	12	19	31	3.4	19	1	6	6	5	3
Ohio Valley Conference Games Only																			
Season	G-GS	Min	Avg	FG-FGA	Pct	3FG-3FGA	Pct	FT-FTA	Pct	Off	Def	Tot	Avg	PF	FO	A	TO	Blk	Stl
2025-26																			

2025-26 REDHAWKS

CHATTANOOGA
DECEMBER 6

TROY COLE, JR.

2025-26 Notes

- Started four games.
- Scored five points and added two rebounds in 13 minutes in the season-opener at Saint Louis (11/3).
- Averages 3.3 points and 1.7 rebounds per game.
- Finished with a season-best eight points vs. Webster (11/12).

Cole, Jr.'s Game-by-Game Statistics

2025-26	FG	3P	FT	O/D	REB	F	PTS	A	TO	B	S	M
at Saint Louis*	1-4	1-4	2-2	0/2	2	4	5	1	0	0	0	13
at Missouri*	0-5	0-5	2-2	0/2	2	3	2	0	2	0	1	17
Webster*	3-6	0-2	2-2	1/3	4	2	8	2	2	1	2	17
St. Thomas (Minn.)*	1-4	0-1	1-2	0/1	1	0	3	0	2	0	1	16
at Iowa	0-1	0-0	2-4	0/0	0	4	2	0	1	0	0	8
vs. Cal Poly	0-2	0-1	0-0	2/0	2	0	0	0	0	0	1	6
at Northern Arizona	2-3	0-1	0-1	0/3	3	0	4	1	0	0	0	14
Lipscomb	2-5	0-2	0-0	0/1	1	3	4	0	2	0	2	21
St. Mary of the Woods	0-1	0-1	2-2	0/0	0	1	2	2	1	0	0	11
at Chattanooga												
Saint Xavier (Ill.)												
at Tennessee Tech												
at Tennessee State												
Eastern Illinois												
Western Illinois												
at Southern Indiana												
at Morehead State												
Lindenwood												
SIU Edwardsville												
UT Martin												
Little Rock												
at Western Illinois												
at Eastern Illinois												
Morehead State												
Southern Indiana												
at SIU Edwardsville												
at Lindenwood												
at UT Martin												
at Little Rock												
Tennessee State												
Tennessee Tech												

• - Game Started

2025-26 SEASON-HIGHS

Points	8	vs. Webster (11/12/25)
Total Rebounds	4	vs. Webster (11/12/25)
Offensive Rebounds	2	vs. Cal Poly (11/25/25)
Defensive Rebounds	3	2x, last at Northern Arizona (11/26/25)
Field Goals Made	3	vs. Webster (11/12/25)
Field Goals Attempted	6	vs. Webster (11/12/25)
3-Point Field Goals Made	1	at Saint Louis (11/3/25)
3-Point Field Goals Attempted	5	at Missouri (11/7/25)
Free Throws Made	2	5x, last vs. St. Mary of the Woods (12/2/25)
Free Throws Attempted	4	at Iowa (11/18/25)
Assists	2	2x, last vs. St. Mary of the Woods (12/2/25)
Blocks	1	vs. Webster (11/12/25)
Steals	2	vs. Webster (11/12/25)
Minutes	21	vs. Lipscomb (11/29/25)

CAREER-HIGHS

Points	17	vs. Little Rock (3/7/25)
Total Rebounds	9	at Morehead State (2/6/25)
Offensive Rebounds	3	vs. Little Rock (1/14/25)
Defensive Rebounds	8	at Morehead State (2/6/25)
Field Goals Made	6	2x, last vs. Little Rock (3/7/25)
Field Goals Attempted	9	4x, last at Little Rock (3/7/25)
3-Point Field Goals Made	2	6x, last at Little Rock (3/7/25)
3-Point Field Goals Attempted	6	vs. Eastern Illinois (12/19/24)
Free Throws Made	5	vs. Tennessee State (2/1/25)
Free Throws Attempted	6	vs. Tennessee State (2/1/25)
Assists	3	vs. Westminster (12/29/24)
Blocks	2	2x, last vs. Lindenwood (2/22/25)
Steals	3	at Little Rock (2/11/25)
Minutes	33	vs. Tennessee State (2/1/25)

Cole, Jr.'s Career Statistics at Southeast Missouri

Overall																					
Season	G-GS	Min	Avg	FG-FGA	Pct	3FG-3FGA	Pct	FT-FTA	Pct	Off	Def	Tot	Avg	PF	FO	A	TO	Blk	Stl	Pts	Avg
2024-25	33-19	613	18.6	70-158	.443	19-66	.288	33-46	.717	19	81	100	3.0	61	1	10	25	9	27	192	5.8
2025-26	9-4	125	13.9	9-31	.290	1-17	.059	11-15	.733	3	12	15	1.7	17	0	6	10	1	7	30	3.3
Totals	42-23	738	17.6	79-189	.418	20-83	.241	44-61	.721	22	93	115	2.7	78	1	16	35	10	34	222	5.3
Ohio Valley Conference Games Only																					
Season	G-GS	Min	Avg	FG-FGA	Pct	3FG-3FGA	Pct	FT-FTA	Pct	Off	Def	Tot	Avg	PF	FO	A	TO	Blk	Stl	Pts	Avg
2024-25	20-13	384	19.2	33-80	.413	12-38	.316	16-20	.800	12	54	66	3.3	35	0	7	11	8	13	94	4.7
2025-26																					
Totals																					



CHATTANOOGA
DECEMBER 6

2025-26 REDHAWKS



PJ FARMER

2025-26 Notes

- Played in all nine games off the bench.
- Logged 10 minutes in his first career college game at Saint Louis (11/3).
- Made one free throw and had one assist against the Billikens.
- Finished with a season-high six points vs. Webster (11/12) and St. Mary of the Woods (12/2).
- Had four points to go along with a season-high five rebounds at Iowa (11/18).

Farmer's Game-by-Game Statistics

2025-26	FG	3P	FT	O/D	REB	F	PTS	A	TO	B	S	M
at Saint Louis	0-2	0-2	1-2	0/0	0	2	1	1	0	0	0	10
at Missouri	0-0	0-0	0-0	0/0	0	0	0	0	0	0	0	1
Webster	3-5	0-1	0-0	1/2	3	0	6	3	1	0	1	14
St. Thomas (Minn.)	0-1	0-1	0-0	0/3	3	3	0	0	2	0	0	11
at Iowa	2-3	0-0	0-2	2/3	5	0	4	2	2	0	0	14
vs. Cal Poly	1-4	0-2	0-0	0/2	2	4	2	1	1	0	0	8
at Northern Arizona	0-1	0-1	0-0	0/0	0	0	0	0	1	0	0	6
Lipscomb	0-0	0-0	0-0	0/1	1	1	0	1	0	0	0	6
St. Mary of the Woods	2-6	0-3	2-2	1/1	2	0	6	1	1	0	1	15
at Chattanooga												
Saint Xavier (Ill.)												
at Tennessee Tech												
at Tennessee State												
Eastern Illinois												
Western Illinois												
at Southern Indiana												
at Morehead State												
Lindenwood												
SIU Edwardsville												
UT Martin												
Little Rock												
at Western Illinois												
at Eastern Illinois												
Morehead State												
Southern Indiana												
at SIU Edwardsville												
at Lindenwood												
at UT Martin												
at Little Rock												
Tennessee State												
Tennessee Tech												

• - Game Started

2025-26 SEASON/CAREER-HIGHS

Points	6	2x, last vs. St. Mary of the Woods (12/2/25)
Total Rebounds	5	at Iowa (11/18/25)
Offensive Rebounds	2	at Iowa (11/18/25)
Defensive Rebounds	3	2x, last at Iowa (11/18/25)
Field Goals Made	3	vs. Webster (11/12/25)
Field Goals Attempted	6	vs. St. Mary of the Woods (12/2/25)
3-Point Field Goals Made	-	-
3-Point Field Goals Attempted	3	vs. St. Mary of the Woods (12/2/25)
Free Throws Made	2	vs. St. Mary of the Woods (12/2/25)
Free Throws Attempted	2	3x, last vs. St. Mary of the Woods (12/2/25)
Assists	3	vs. Webster (11/12/25)
Blocks	-	-
Steals	1	2x, last vs. St. Mary of the Woods (12/2/25)
Minutes	15	vs. St. Mary of the Woods (12/2/25)

Farmer's Career Statistics at Southeast Missouri

Overall																			
Season	G-GS	Min	Avg	FG-FGA	Pct	3FG-3FGA	Pct	FT-FTA	Pct	Off	Def	Tot	Avg	PF	FO	A	TO	Blk	Stl
2025-26	9-0	87	9.7	8-22	.364	0-10	.000	3-6	.500	4	12	16	1.8	10	0	9	8	0	2
Ohio Valley Conference Games Only																			
Season	G-GS	Min	Avg	FG-FGA	Pct	3FG-3FGA	Pct	FT-FTA	Pct	Off	Def	Tot	Avg	PF	FO	A	TO	Blk	Stl
2025-26																			

2025-26 REDHAWKS

CHATTANOOGA
DECEMBER 6

SAXTON HOEPKER

2025-26 Notes

- Will miss the 2025-26 season due to a knee injury.

Hoepker's Game-by-Game Statistics

2025-26	FG	3P	FT	O/D	REB	F	PTS	A	TO	B	S	M
at Saint Louis	DNP	-	-	-	-	-	-	-	-	-	-	-
at Missouri	DNP	-	-	-	-	-	-	-	-	-	-	-
Webster	DNP	-	-	-	-	-	-	-	-	-	-	-
St. Thomas (Minn.)	DNP	-	-	-	-	-	-	-	-	-	-	-
at Iowa	DNP	-	-	-	-	-	-	-	-	-	-	-
vs. Cal Poly	DNP	-	-	-	-	-	-	-	-	-	-	-
at Northern Arizona	DNP	-	-	-	-	-	-	-	-	-	-	-
Lipscomb	DNP	-	-	-	-	-	-	-	-	-	-	-
St. Mary of the Woods	DNP	-	-	-	-	-	-	-	-	-	-	-
at Chattanooga												
Saint Xavier (Ill.)												
at Tennessee Tech												
at Tennessee State												
Eastern Illinois												
Western Illinois												
at Southern Indiana												
at Morehead State												
Lindenwood												
SIU Edwardsville												
UT Martin												
Little Rock												
at Western Illinois												
at Eastern Illinois												
Morehead State												
Southern Indiana												
at SIU Edwardsville												
at Lindenwood												
at UT Martin												
at Little Rock												
Tennessee State												
Tennessee Tech												

- Game Started

2025-26 SEASON-HIGHS

Points	-	-
Total Rebounds	-	-
Offensive Rebounds	-	-
Defensive Rebounds	-	-
Field Goals Made	-	-
Field Goals Attempted	-	-
3-Point Field Goals Made	-	-
3-Point Field Goals Attempted	-	-
Free Throws Made	-	-
Free Throws Attempted	-	-
Assists	-	-
Blocks	-	-
Steals	-	-
Minutes	-	-

CAREER-HIGHS

Points	2	3x, last at Morehead State (2/6/25)
Total Rebounds	4	vs. Crowley's Ridge (11/13/24)
Offensive Rebounds	2	2x, last vs. Westminster (12/29/24)
Defensive Rebounds	2	3x, last vs. St. Mary of the Woods (12/15/24)
Field Goals Made	1	3x, last at Morehead State (2/6/25)
Field Goals Attempted	2	5x, last at Lindenwood (1/23/25)
3-Point Field Goals Made	-	-
3-Point Field Goals Attempted	2	at Lindenwood (1/23/25)
Free Throws Made	1	vs. Westminster (12/29/24)
Free Throws Attempted	2	vs. Westminster (12/29/24)
Assists	1	3x, last vs. Little Rock (3/7/25)
Blocks	1	vs. Crowley's Ridge (11/13/24)
Steals	1	4x, last vs. St. Mary of the Woods (12/15/24)
Minutes	14	vs. Westminster (12/29/24)

Hoepker's Career Statistics at Southeast Missouri

Overall

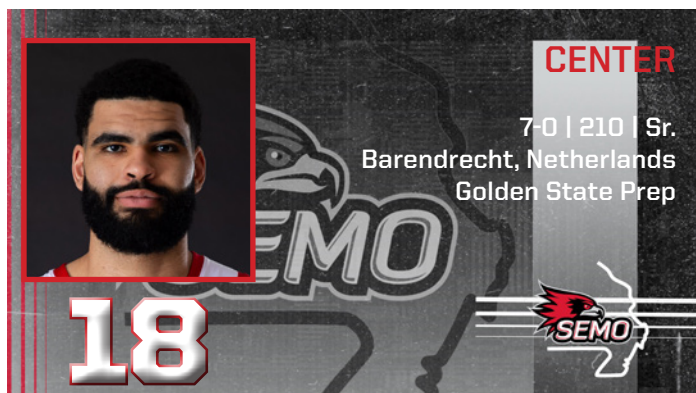
Season	G-GS	Min	Avg	FG-FGA	Pct	3FG-3FGA	Pct	FT-FTA	Pct	Off	Def	Tot	Avg	PF	FO	A	TO	Blk	Stl	Pts	Avg
2024-25	33-19	613	18.6	70-158	.443	19-66	.288	33-46	.717	19	81	100	3.0	61	1	10	25	9	27	192	5.8
2025-26																					

Totals

Ohio Valley Conference Games Only

Season	G-GS	Min	Avg	FG-FGA	Pct	3FG-3FGA	Pct	FT-FTA	Pct	Off	Def	Tot	Avg	PF	FO	A	TO	Blk	Stl	Pts	Avg
2024-25	20-13	384	19.2	33-80	.413	12-38	.316	16-20	.800	12	54	66	3.3	35	0	7	11	8	13	94	4.7
2025-26																					

Totals

**CHATTANOOGA**
DECEMBER 6**2025-26 REDHAWKS**

DAVID IDADA

2025-26 Notes

- Saw action in all nine games, including eight off the bench.
- Finished with five points and four rebounds at Missouri (11/7).
- Scored a season-high eight points and pulled down four rebounds at Northern Arizona (11/26).
- Posted a season-best six boards vs. Cal Poly (11/25).
- Averages 3.2 points and 2.7 rebounds per game.
- Made a career-high six free throws vs. Lipscomb (11/29).
- Logged his first start of the season vs. St. Mary of the Woods (12/6).

Idada's Game-by-Game Statistics

2025-26	FG	3P	FT	O/D	REB	F	PTS	A	TO	B	S	M
at Saint Louis	0-0	0-0	0-0	0/2	2	0	0	0	1	0	0	3
at Missouri	2-2	0-0	1-2	3/1	4	4	5	0	0	0	1	20
Webster	2-2	0-0	0-2	1/1	2	1	4	0	0	1	0	9
St. Thomas (Minn.)	0-0	0-0	0-0	0/0	0	3	0	1	0	0	0	11
at Iowa	0-0	0-0	0-0	0/2	2	2	0	0	1	0	1	15
vs. Cal Poly	0-0	0-0	0-0	3/3	6	0	0	0	2	1	0	7
at Northern Arizona	3-3	0-0	2-2	3/1	4	3	8	0	0	1	0	18
Lipscomb	0-1	0-0	6-6	2/2	4	1	6	0	0	0	0	13
St. Mary of the Woods*	3-3	0-0	0-0	0/0	0	0	6	0	0	1	0	12
at Chattanooga												
Saint Xavier (Ill.)												
at Tennessee Tech												
at Tennessee State												
Eastern Illinois												
Western Illinois												
at Southern Indiana												
at Morehead State												
Lindenwood												
SIU Edwardsville												
UT Martin												
Little Rock												
at Western Illinois												
at Eastern Illinois												
Morehead State												
Southern Indiana												
at SIU Edwardsville												
at Lindenwood												
at UT Martin												
at Little Rock												
Tennessee State												
Tennessee Tech												

• - Game Started

2025-26 SEASON-HIGHS

Points	8	at Northern Arizona (11/26/25)
Total Rebounds	6	vs. Cal Poly (11/25/25)
Offensive Rebounds	3	3x, last at Northern Arizona (11/26/25)
Defensive Rebounds	3	vs. Cal Poly (11/25/25)
Field Goals Made	3	2x, last vs. St. Mary of the Woods (12/2/25)
Field Goals Attempted	3	2x, last vs. St. Mary of the Woods (12/2/25)
3-Point Field Goals Made	-	-
3-Point Field Goals Attempted	-	-
Free Throws Made	6	vs. Lipscomb (11/29/25)
Free Throws Attempted	6	vs. Lipscomb (11/29/25)
Assists	1	vs. St. Thomas (11/15/25)
Blocks	1	4x, last vs. St. Mary of the Woods (12/2/25)
Steals	1	2x, last at Iowa (11/18/25)
Minutes	20	at Missouri (11/7/25)

CAREER-HIGHS

Points	9	vs. Harris-Stowe (12/6/23)
Total Rebounds	12	at Chattanooga (11/26/23)
Offensive Rebounds	7	vs. Missouri Baptist (12/3/23)
Defensive Rebounds	7	2x, last at SIU Edwardsville (2/27/25)
Field Goals Made	3	4x, last vs. St. Mary of the Woods (12/2/25)
Field Goals Attempted	7	at Southern Indiana (3/2/24)
3-Point Field Goals Made	-	-
3-Point Field Goals Attempted	1	at Chattanooga (11/26/23)
Free Throws Made	6	vs. Lipscomb (11/29/25)
Free Throws Attempted	6	4x, last vs. Lipscomb (11/29/25)
Assists	2	at Little Rock (1/27/24)
Blocks	2	4x, last at Lipscomb (12/5/24)
Steals	2	2x, last at UT Martin (1/4/25)
Minutes	24	at SIU Edwardsville (2/27/25)

Idada's Career Statistics at Southeast Missouri

Overall

Season	G-GS	Min	Avg	FG-FGA	Pct	3FG-3FGA	Pct	FT-FTA	Pct	Off	Def	Tot	Avg	PF	FO	A	TO	Blk	Stl	Pts	Avg
2023-24	29-4	275	9.5	21-46	.457	0-1	.000	16-44	.364	35	53	88	3.0	59	2	5	24	19	9	58	2.0
2024-25	33-0	322	9.8	28-39	.718	0-0	.000	12-35	.343	36	54	90	2.7	39	1	5	19	9	7	68	2.1
2025-26	9-1	112	12.4	10-11	.909	0-0	.000	9-12	.750	12	12	24	2.7	14	0	1	4	4	2	29	3.2
Totals	71-5	709	10.0	59-96	.615	0-1	.000	37-91	.407	83	119	202	2.8	112	3	11	47	26	18	155	2.2

Ohio Valley Conference Games Only

Season	G-GS	Min	Avg	FG-FGA	Pct	3FG-3FGA	Pct	FT-FTA	Pct	Off	Def	Tot	Avg	PF	FO	A	TO	Blk	Stl	Pts	Avg
2023-24	16-1	139	8.7	10-20	.500	0-0	.000	8-20	.400	17	25	42	2.6	34	1	3	10	4	5	28	1.9
2024-25	20-0	206	10.3	17-22	.773	0-0	.000	10-26	.385	23	38	61	3.1	27	0	3	12	5	5	44	2.2
2025-26																					
Totals	36-1	345	9.6	27-42	.643	0-0	.000	18-46	.391	40	63	103	2.9	61	1	6	22	9	10	72	2.0

2025-26 REDHAWKS

CHATTANOOGA
DECEMBER 6

ELLIOT LOWNDES

2025-26 Notes

- Appeared in Southeast Missouri's first nine games off the bench.
- Scored seven points and made his first career 3-pointer vs. Webster (11/12).
- Knocked down another 3-pointer at Iowa (11/18).
- Recorded two blocks at Northern Arizona (11/26).
- Tied a career-high with eight points vs. St. Mary of the Woods (12/2).
- Ranks tied for second on the team with four blocks.

Lowndes' Game-by-Game Statistics

2025-26	FG	3P	FT	O/D	REB	F	PTS	A	TO	B	S	M
at Saint Louis	1-1	0-0	0-1	0/2	2	3	2	0	0	1	0	12
at Missouri	0-0	0-0	0-0	0/0	0	1	0	0	0	0	1	3
Webster	3-4	1-2	0-0	1/2	3	0	7	1	0	1	0	12
St. Thomas (Minn.)	0-0	0-0	0-0	0/0	0	0	0	0	1	0	0	3
at Iowa	1-3	1-2	0-0	0/0	0	3	3	0	0	0	0	12
vs. Cal Poly	0-1	0-0	0-0	1/0	1	1	0	0	0	0	0	2
at Northern Arizona	1-1	0-0	0-0	0/2	2	2	2	0	0	2	0	8
Lipscomb	0-1	0-1	0-1	0/0	0	0	0	0	0	0	0	2
St. Mary of the Woods	3-5	1-2	1-1	1/4	5	2	8	0	2	0	0	9
at Chattanooga												
Saint Xavier (Ill.)												
at Tennessee Tech												
at Tennessee State												
Eastern Illinois												
Western Illinois												
at Southern Indiana												
at Morehead State												
Lindenwood												
SIU Edwardsville												
UT Martin												
Little Rock												
at Western Illinois												
at Eastern Illinois												
Morehead State												
Southern Indiana												
at SIU Edwardsville												
at Lindenwood												
at UT Martin												
at Little Rock												
Tennessee State												
Tennessee Tech												

• - Game Started

2025-26 SEASON-HIGHS

Points	8	vs. St. Mary of the Woods (12/2/25)
Total Rebounds	5	vs. St. Mary of the Woods (12/2/25)
Offensive Rebounds	1	3x, last vs. St. Mary of the Woods (12/2/25)
Defensive Rebounds	4	vs. St. Mary of the Woods (12/2/25)
Field Goals Made	3	2x, last vs. St. Mary of the Woods (12/2/25)
Field Goals Attempted	5	vs. St. Mary of the Woods (12/2/25)
3-Point Field Goals Made	1	3x, last vs. St. Mary of the Woods (12/2/25)
3-Point Field Goals Attempted	2	3x, last vs. St. Mary of the Woods (12/2/25)
Free Throws Made	1	vs. St. Mary of the Woods (12/2/25)
Free Throws Attempted	1	2x, last vs. St. Mary of the Woods (12/2/25)
Assists	1	vs. Webster (11/12/25)
Blocks	2	at Northern Arizona (11/26/25)
Steals	1	at Missouri (11/7/25)
Minutes	12	3x, last at Iowa (11/18/25)

CAREER-HIGHS

Points	8	3x, last vs. St. Mary of the Woods (12/2/25)
Total Rebounds	8	at Central Arkansas (11/21/24)
Offensive Rebounds	2	5x, last at Southern Indiana (2/8/25)
Defensive Rebounds	7	at Central Arkansas (11/21/24)
Field Goals Made	4	2x, last at Tennessee State (1/2/25)
Field Goals Attempted	6	vs. Crowley's Ridge (11/13/24)
3-Point Field Goals Made	1	3x, last vs. St. Mary of the Woods (12/2/25)
3-Point Field Goals Attempted	3	vs. Chattanooga (11/17/24)
Free Throws Made	1	4x, last vs. St. Mary of the Woods (12/2/25)
Free Throws Attempted	2	3x, last vs. UNC Asheville (11/22/24)
Assists	1	13x, last vs. Webster (11/12/25)
Blocks	4	vs. Westminster (12/29/24)
Steals	2	vs. St. Mary of the Woods (12/15/24)
Minutes	19	vs. Chattanooga (11/17/24)

Lowndes' Career Statistics at Southeast Missouri

Overall

Season	G-GS	Min	Avg	FG-FGA	Pct	3FG-3FGA	Pct	FT-FTA	Pct	Off	Def	Tot	Avg	PF	FO	A	TO	Blk	Stl	Pts	Avg
2024-25	33-14	285	8.6	36-63	.571	0-8	.000	3-10	.300	19	70	89	2.7	46	0	14	11	21	8	75	2.3
2025-26	9-0	63	7.0	9-16	.563	3-7	.429	1-3	.333	3	10	13	1.4	12	0	1	3	4	1	22	2.4
Totals	42-14	348	8.3	45-79	.570	3-15	.200	4-13	.308	22	80	102	2.4	58	0	15	14	25	9	97	2.3

Ohio Valley Conference Games Only

Season	G-GS	Min	Avg	FG-FGA	Pct	3FG-3FGA	Pct	FT-FTA	Pct	Off	Def	Tot	Avg	PF	FO	A	TO	Blk	Stl	Pts	Avg
2024-25	20-7	131	6.6	21-33	.636	0-1	.000	0-3	.000	10	34	44	2.2	24	0	8	8	7	3	42	2.1
2025-26																					
Totals																					



CHATTANOOGA
DECEMBER 6

2025-26 REDHAWKS



JAY REYNOLDS

2025-26 Notes

- Played three minutes in his first career game at Saint Louis (11/3).
- Scored the first points of his career on two 3-pointers vs. Webster (11/12).
- Redshirted as a freshman in 2024-25.
- Saw action in four games.

Reynolds' Game-by-Game Statistics

2025-26	FG	3P	FT	O/D	REB	F	PTS	A	TO	B	S	M
at Saint Louis	0-0	0-0	0-0	0/0	0	0	0	0	0	0	0	3
at Missouri	DNP	-	-	-	-	-	-	-	-	-	-	-
Webster	2-6	2-5	0-0	0/1	1	2	6	1	1	0	0	16
St. Thomas (Minn.)	DNP	-	-	-	-	-	-	-	-	-	-	-
at Iowa	0-1	0-1	0-0	0/0	0	0	0	0	0	0	0	1
vs. Cal Poly	DNP	-	-	-	-	-	-	-	-	-	-	-
at Northern Arizona	DNP	-	-	-	-	-	-	-	-	-	-	-
Lipscomb	DNP	-	-	-	-	-	-	-	-	-	-	-
St. Mary of the Woods	1-3	0-2	0-0	1/0	1	1	2	0	0	0	0	9
at Chattanooga												
Saint Xavier (Ill.)												
at Tennessee Tech												
at Tennessee State												
Eastern Illinois												
Western Illinois												
at Southern Indiana												
at Morehead State												
Lindenwood												
SIU Edwardsville												
UT Martin												
Little Rock												
at Western Illinois												
at Eastern Illinois												
Morehead State												
Southern Indiana												
at SIU Edwardsville												
at Lindenwood												
at UT Martin												
at Little Rock												
Tennessee State												
Tennessee Tech												

• - Game Started

2025-26 SEASON/CAREER-HIGHS

Points	6	vs. Webster (11/12/25)
Total Rebounds	1	2x, last vs. St. Mary of the Woods (12/2/25)
Offensive Rebounds	1	vs. St. Mary of the Woods (12/2/25)
Defensive Rebounds	1	vs. Webster (11/12/25)
Field Goals Made	2	vs. Webster (11/12/25)
Field Goals Attempted	6	vs. Webster (11/12/25)
3-Point Field Goals Made	2	vs. Webster (11/12/25)
3-Point Field Goals Attempted	5	vs. Webster (11/12/25)
Free Throws Made	-	-
Free Throws Attempted	-	-
Assists	1	vs. Webster (11/12/25)
Blocks	-	-
Steals	-	-
Minutes	16	vs. Webster (11/12/25)

Reynolds' Career Statistics at Southeast Missouri

Overall

Season	G-GS	Min	Avg	FG-FGA	Pct	3FG-3FGA	Pct	FT-FTA	Pct	Off	Def	Tot	Avg	PF	FO	A	TO	Blk	Stl	Pts	Avg
2025-26	4-0	30	7.5	3-10	.300	2-8	.250	0-0	.000	1	1	2	0.5	3	0	1	1	0	0	8	2.0

Ohio Valley Conference Games Only

Season	G-GS	Min	Avg	FG-FGA	Pct	3FG-3FGA	Pct	FT-FTA	Pct	Off	Def	Tot	Avg	PF	FO	A	TO	Blk	Stl	Pts	Avg
2025-26																					

2025-26 REDHAWKS

CHATTANOOGA
DECEMBER 6

TRACE SADLER

2025-26 Notes

- Participated in six of Southeast Missouri's games off the bench.
- Played nine minutes vs. Webster (11/12).
- Scored his first career points on a follow up dunk at Iowa (11/18).
- Finished with four points and two rebounds vs. St. Mary of the Woods (12/2).

Sadler's Game-by-Game Statistics

2025-26	FG	3P	FT	O/D	REB	F	PTS	A	TO	B	S	M
at Saint Louis	0-0	0-0	0-0	0/0	0	0	0	0	0	0	0	3
at Missouri	0-0	0-0	0-0	0/0	0	0	0	0	0	0	0	1
Webster	0-0	0-0	0-0	0/1	1	1	0	0	0	2	0	9
St. Thomas (Minn.)	DNP	-	-	-	-	-	-	-	-	-	-	-
at Iowa	1-1	0-0	0-0	1/0	1	1	2	0	0	0	0	5
vs. Cal Poly	0-0	0-0	0-0	0/0	0	0	0	0	0	0	0	1
at Northern Arizona	DNP	-	-	-	-	-	-	-	-	-	-	-
Lipscomb	DNP	-	-	-	-	-	-	-	-	-	-	-
St. Mary of the Woods	2-3	0-0	0-0	0/2	2	1	4	0	1	0	0	8
at Chattanooga												
Saint Xavier (Ill.)												
at Tennessee Tech												
at Tennessee State												
Eastern Illinois												
Western Illinois												
at Southern Indiana												
at Morehead State												
Lindenwood												
SIU Edwardsville												
UT Martin												
Little Rock												
at Western Illinois												
at Eastern Illinois												
Morehead State												
Southern Indiana												
at SIU Edwardsville												
at Lindenwood												
at UT Martin												
at Little Rock												
Tennessee State												
Tennessee Tech												

• - Game Started

2025-26 SEASON/CAREER-HIGHS

Points	4	vs. St. Mary of the Woods (12/2/25)
Total Rebounds	2	vs. St. Mary of the Woods (12/2/25)
Offensive Rebounds	1	at Iowa (11/18/25)
Defensive Rebounds	2	vs. St. Mary of the Woods (12/2/25)
Field Goals Made	2	vs. St. Mary of the Woods (12/2/25)
Field Goals Attempted	3	vs. St. Mary of the Woods (12/2/25)
3-Point Field Goals Made	-	-
3-Point Field Goals Attempted	-	-
Free Throws Made	-	-
Free Throws Attempted	-	-
Assists	-	-
Blocks	2	vs. Webster (11/12/25)
Steals	-	-
Minutes	9	vs. Webster (11/12/25)

Sadler's Career Statistics at Southeast Missouri

Overall																			
Season	G-GS	Min	Avg	FG-FGA	Pct	3FG-3FGA	Pct	FT-FTA	Pct	Off	Def	Tot	Avg	PF	FO	A	TO	Blk	Stl
2025-26	6-0	29	4.8	3-4	.750	0-0	.000	0-0	.000	1	3	4	0.7	3	0	0	1	2	0
Ohio Valley Conference Games Only																			
Season	G-GS	Min	Avg	FG-FGA	Pct	3FG-3FGA	Pct	FT-FTA	Pct	Off	Def	Tot	Avg	PF	FO	A	TO	Blk	Stl
2025-26																			



CHATTANOOGA
DECEMBER 6

2025-26 REDHAWKS



BLAIZE SAGNA

2025-26 Notes

- Did not see action in Southeast Missouri's season-opener at Saint Louis (11/3).
- Scored five points in 16 minutes off the bench vs. Webster (11/12).
- Played in each of SEMO's last eight games.
- Averages 1.8 points and 1.8 rebounds.
- Posted a season-high four rebounds vs. St. Mary of the Woods (12/2).

Sagna's Game-by-Game Statistics

2025-26	FG	3P	FT	O/D	REB	F	PTS	A	TO	B	S	M
at Saint Louis	DNP	-	-	-	-	-	-	-	-	-	-	-
at Missouri	0-0	0-0	0-0	0/2	2	0	0	0	0	0	0	2
Webster	1-5	1-4	2-2	0/1	1	2	5	1	1	0	0	16
St. Thomas (Minn.)	0-0	0-0	0-0	0/0	0	1	0	0	0	0	0	9
at Iowa	1-2	0-0	0-0	1/1	2	0	2	0	0	0	0	6
vs. Cal Poly	1-3	0-2	1-1	1/2	3	0	3	1	0	0	0	13
at Northern Arizona	1-2	0-1	0-0	0/1	1	0	2	1	0	1	1	9
Lipscomb	0-0	0-0	0-0	0/1	1	0	0	0	0	0	0	5
St. Mary of the Woods	1-1	0-0	0-0	2/2	4	1	2	0	0	0	0	12
at Chattanooga												
Saint Xavier (Ill.)												
at Tennessee Tech												
at Tennessee State												
Eastern Illinois												
Western Illinois												
at Southern Indiana												
at Morehead State												
Lindenwood												
SIU Edwardsville												
UT Martin												
Little Rock												
at Western Illinois												
at Eastern Illinois												
Morehead State												
Southern Indiana												
at SIU Edwardsville												
at Lindenwood												
at UT Martin												
at Little Rock												
Tennessee State												
Tennessee Tech												

• - Game Started

2025-26 SEASON/CAREER-HIGHS

Points	5	vs. Webster (11/12/25)
Total Rebounds	4	vs. St. Mary of the Woods (12/2/25)
Offensive Rebounds	2	3x, last vs. St. Mary of the Woods (12/2/25)
Defensive Rebounds	2	3x, last vs. St. Mary of the Woods (12/2/25)
Field Goals Made	1	4x, last at Northern Arizona (11/26/25)
Field Goals Attempted	5	vs. Webster (11/12/25)
3-Point Field Goals Made	1	vs. Webster (11/12/25)
3-Point Field Goals Attempted	4	vs. Webster (11/12/25)
Free Throws Made	2	vs. Webster (11/12/25)
Free Throws Attempted	2	vs. Webster (11/12/25)
Assists	1	3x, last at Northern Arizona (11/26/25)
Blocks	1	at Northern Arizona (11/26/25)
Steals	1	at Northern Arizona (11/26/25)
Minutes	16	vs. Webster (11/12/25)

Sagna's Career Statistics at Southeast Missouri

Overall

Season	G-GS	Min	Avg	FG-FGA	Pct	3FG-3FGA	Pct	FT-FTA	Pct	Off	Def	Tot	Avg	PF	FO	A	TO	Blk	Stl	Pts	Avg
2025-26	8-0	76	9.5	5-13	.385	1-7	.143	3-3	1.000	4	10	14	1.8	4	0	3	1	1	1	14	1.8

Ohio Valley Conference Games Only

Season	G-GS	Min	Avg	FG-FGA	Pct	3FG-3FGA	Pct	FT-FTA	Pct	Off	Def	Tot	Avg	PF	FO	A	TO	Blk	Stl	Pts	Avg
2025-26																					

2025-26 REDHAWKS

CHATTANOOGA
DECEMBER 6

GUARD

6-5 | 205 | Sr.
Fairview Heights, Ill.
Cardinal Ritter H.S.
Murray State

44



BRAXTON STACKER

2025-26 Notes

- Pitched in double figures in eight of his nine starts.
- Is the Redhawks leading scorer with 14.6 points per game.
- Dropped in a career-high 26 points at Missouri (11/7).
- Also made a perfect 7-of-7 free throws, drained three 3-pointers and grabbed a team-high six rebounds against the Tigers.
- Scored 12 points, had two rebounds, one block and three steals in his first start of the season at Saint Louis (11/3).
- Added 10 points vs. Webster (11/12).
- Ranks first on the team with 18 three-pointers made.
- Leads the team with 14 steals and is SEMO's top free throw shooter (25-of-27, .926).
- Ranks eighth in the Ohio Valley Conference in scoring, ninth in steals, first in free throw percentage and tied for fourth in 3-pointers made.

Stacker's Game-by-Game Statistics

2025-26	FG	3P	FT	O/D	REB	F	PTS	A	TO	B	S	M
at Saint Louis*	4-8	1-3	3-3	0/2	2	1	12	0	2	1	3	30
at Missouri*	8-14	3-8	7-7	1/5	6	4	26	2	3	1	2	31
Webster*	4-7	2-4	0-0	0/3	3	0	10	1	0	0	1	16
St. Thomas (Minn.)*	2-8	1-4	0-0	0/2	2	3	5	0	0	1	1	29
at Iowa*	4-9	1-4	2-2	1/2	3	2	11	0	2	0	1	23
vs. Cal Poly*	6-12	2-6	4-4	0/2	2	3	18	6	2	0	2	31
at Northern Arizona*	6-13	3-8	0-0	0/2	2	4	15	0	1	0	2	32
Lipscomb*	6-13	3-8	9-11	3/3	6	3	24	4	2	0	0	37
St. Mary of the Woods* 4-6	2-4	0-0	0/1	1	1	10	5	1	0	2	18	
at Chattanooga												
Saint Xavier (Ill.)												
at Tennessee Tech												
at Tennessee State												
Eastern Illinois												
Western Illinois												
at Southern Indiana												
at Morehead State												
Lindenwood												
SIU Edwardsville												
UT Martin												
Little Rock												
at Western Illinois												
at Eastern Illinois												
Morehead State												
Southern Indiana												
at SIU Edwardsville												
at Lindenwood												
at UT Martin												
at Little Rock												
Tennessee State												
Tennessee Tech												

• - Game Started

2025-26 SEASON-HIGHS

Points	26	at Missouri (11/7/25)
Total Rebounds	6	2x, last vs. Lipscomb (11/29/25)
Offensive Rebounds	3	vs. Lipscomb (11/29/25)
Defensive Rebounds	5	at Missouri (11/7/25)
Field Goals Made	8	at Missouri (11/7/25)
Field Goals Attempted	14	at Missouri (11/7/25)
3-Point Field Goals Made	3	3x, last vs. Lipscomb (11/29/25)
3-Point Field Goals Attempted	8	3x, last vs. Lipscomb (11/29/25)
Free Throws Made	9	vs. Lipscomb (11/29/25)
Free Throws Attempted	11	vs. Lipscomb (11/29/25)
Assists	6	vs. Cal Poly (11/25/25)
Blocks	1	3x, last vs. St. Thomas (11/15/25)
Steals	3	at Saint Louis (11/3/25)
Minutes	37	vs. Lipscomb (11/29/25)

CAREER-HIGHS

Points	26	at Missouri (11/7/25)
Total Rebounds	9	at SIU Edwardsville (2/27/25)
Offensive Rebounds	3	4x, last vs. Lipscomb (11/29/25)
Defensive Rebounds	9	at SIU Edwardsville (2/27/25)
Field Goals Made	8	2x, last at Missouri (11/7/25)
Field Goals Attempted	14	at Missouri (11/7/25)
3-Point Field Goals Made	6	at UT Martin (1/4/25)
3-Point Field Goals Attempted	9	at UT Martin (1/4/25)
Free Throws Made	9	vs. Lipscomb (11/29/25)
Free Throws Attempted	11	vs. Lipscomb (11/29/25)
Assists	6	vs. Cal Poly (11/25/25)
Blocks	4	at UT Martin (1/4/25)
Steals	4	at Morehead State (2/29/24)
Minutes	37	vs. Lipscomb (11/29/25)

Stacker's Career Statistics at Southeast Missouri

Overall

Season	G-GS	Min	Avg	FG-FGA	Pct	3FG-3FGA	Pct	FT-FTA	Pct	Off	Def	Tot	Avg	PF	FO	A	TO	Blk	Stl	Pts	Avg
2023-24	30-26	606	20.2	73-178	.410	15-51	.294	60-74	.811	31	63	94	3.1	70	1	21	35	15	29	221	7.4
2024-25	27-1	601	22.3	77-171	.450	35-85	.412	51-62	.823	17	66	83	3.1	44	1	36	23	17	24	240	8.9
2025-26	9-9	252	28.0	44-90	.489	18-49	.367	25-27	.926	5	22	27	3.0	21	0	18	13	3	14	131	14.6
Totals	66-36	1459	22.1	194-439	.442	68-185	.368	136-163	.834	53	151	204	3.1	135	2	75	71	35	67	592	9.0

Ohio Valley Conference Games Only

Season	G-GS	Min	Avg	FG-FGA	Pct	3FG-3FGA	Pct	FT-FTA	Pct	Off	Def	Tot	Avg	PF	FO	A	TO	Blk	Stl	Pts	Avg
2023-24	17-14	363	21.4	38-85	.447	8-25	.320	42-48	.875	19	36	55	3.2	42	1	12	13	8	18	126	7.4
2024-25	20-0	474	23.7	59-124	.476	29-61	.475	41-48	.854	14	50	64	3.2	34	1	29	16	15	16	188	9.4
2025-26																					
Totals	37-14	837	22.6	97-209	.464	37-86	.430	83-96	.865	33	86	119	3.2	76	2	41	29	23	34	314	8.5

**CHATTANOOGA**
DECEMBER 6**2025-26 REDHAWKS**

BRENDAN TERRY

2025-26 Notes

- Averages 10.3 points and 4.2 rebounds through nine games and eight starts.
- Dropped in 13 points in 25 minutes during his first start of the season at Saint Louis (11/3).
- Finished with a season-high 14 points vs. St. Thomas (11/15) and at Northern Arizona (11/26).
- Followed that up with 12 points at Iowa (11/18).
- Started 41 of 42 games in his career.
- Turned in a double-double 10 points and 10 rebounds vs. Lipscomb (11/29).
- Scored double figures in five of his last six games.

Terry's Game-by-Game Statistics

2025-26	FG	3P	FT	O/D	REB	F	PTS	A	TO	B	S	M
at Saint Louis*	5-13	0-1	3-4	1/1	2	2	13	0	2	0	2	25
at Missouri*	2-5	0-1	0-0	1/2	3	5	4	1	2	0	1	13
Webster*	1-3	0-1	5-8	0/2	2	1	7	2	0	0	1	13
St. Thomas (Minn.)*	7-11	0-0	0-3	2/1	3	4	14	2	2	1	1	22
at Iowa*	5-5	0-0	2-3	0/4	4	2	12	1	1	0	0	25
vs. Cal Poly*	3-6	0-0	0-1	0/5	5	4	6	0	2	1	1	28
at Northern Arizona*	6-10	1-1	1-3	2/2	4	3	14	3	2	0	1	19
Lipscomb*	5-11	0-0	0-0	4/6	10	3	10	0	3	0	0	23
St. Mary of the Woods	5-12	0-2	3-3	1/4	5	0	13	2	0	1	2	19
at Chattanooga												
Saint Xavier (Ill.)												
at Tennessee Tech												
at Tennessee State												
Eastern Illinois												
Western Illinois												
at Southern Indiana												
at Morehead State												
Lindenwood												
SIU Edwardsville												
UT Martin												
Little Rock												
at Western Illinois												
at Eastern Illinois												
Morehead State												
Southern Indiana												
at SIU Edwardsville												
at Lindenwood												
at UT Martin												
at Little Rock												
Tennessee State												
Tennessee Tech												

• - Game Started

2025-26 SEASON-HIGHS

Points	14	2x, last at Northern Arizona (11/26/25)
Total Rebounds	10	vs. Lipscomb (11/29/25)
Offensive Rebounds	4	vs. Lipscomb (11/29/25)
Defensive Rebounds	6	vs. Lipscomb (11/29/25)
Field Goals Made	7	vs. St. Thomas (11/15/25)
Field Goals Attempted	13	at Saint Louis (11/3/25)
3-Point Field Goals Made	1	at Northern Arizona (11/26/25)
3-Point Field Goals Attempted	2	vs. St. Mary of the Woods (12/2/25)
Free Throws Made	5	vs. Webster (11/12/25)
Free Throws Attempted	8	vs. Webster (11/12/25)
Assists	3	at Northern Arizona (11/26/25)
Blocks	1	3x, last vs. St. Mary of the Woods (12/2/25)
Steals	2	2x, last vs. St. Mary of the Woods (12/2/25)
Minutes	28	vs. Cal Poly (11/25/25)

CAREER-HIGHS

Points	25	vs. Western Illinois (2/20/25)
Total Rebounds	10	vs. Lipscomb (11/29/25)
Offensive Rebounds	5	vs. Tennessee State (2/1/25)
Defensive Rebounds	7	2x, last at Eastern Illinois (3/1/25)
Field Goals Made	9	vs. Western Illinois (2/20/25)
Field Goals Attempted	15	vs. Western Illinois (2/20/25)
3-Point Field Goals Made	1	2x, last at Northern Arizona (11/26/25)
3-Point Field Goals Attempted	2	vs. St. Mary of the Woods (12/2/25)
Free Throws Made	10	vs. Tennessee State (2/1/25)
Free Throws Attempted	11	vs. Tennessee State (2/1/25)
Assists	5	at Tennessee State (1/2/25)
Blocks	3	vs. Eastern Illinois (12/19/24)
Steals	4	at Little Rock (2/11/25)
Minutes	33	vs. Morehead State (1/11/25)

Terry's Career Statistics at Southeast Missouri

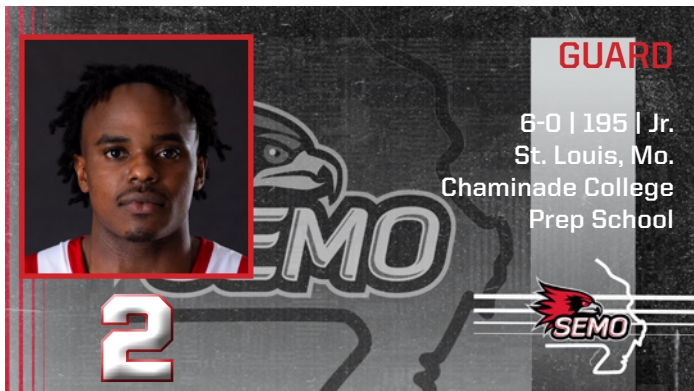
Overall

Season	G-GS	Min	Avg	FG-FGA	Pct	3FG-3FGA	Pct	FT-FTA	Pct	Off	Def	Tot	Avg	PF	FO	A	TO	Blk	Stl	Pts	Avg
2024-25	33-33	765	23.2	141-216	.653	1-1	1.000	87-125	.696	53	95	148	4.5	91	5	42	54	24	43	370	11.2
2025-26	9-8	191	21.2	39-76	.513	1-6	.167	14-25	.560	11	27	38	4.2	24	1	11	14	3	9	93	10.3
Totals	42-41	956	22.8	180-292	.616	2-7	.286	101-150	.673	64	122	186	4.4	115	6	53	68	27	52	463	11.0

Ohio Valley Conference Games Only

Season	G-GS	Min	Avg	FG-FGA	Pct	3FG-3FGA	Pct	FT-FTA	Pct	Off	Def	Tot	Avg	PF	FO	A	TO	Blk	Stl	Pts	Avg
2024-25	20-20	517	25.9	99-151	.656	1-1	1.000	63-90	.700	33	62	95	4.8	55	3	29	33	19	22	262	13.1
2025-26																					
Totals																					

2025-26 REDHAWKS

CHATTANOOGA
DECEMBER 6

BJ WARD

2025-26 Notes

- Ranks third on the team in scoring with 10.9 points a game.
- Led Southeast Missouri with 16 points in his first start of the season at Saint Louis (11/3).
- Pitched in a season-best 19 points vs. St. Thomas (11/15) and Lipscomb (11/29).
- St. Louis native who played against SLU for the first time in his career.
- Made 4-of-6 free throws, knocked down two 3-pointers and dished out three assists.
- Scored SEMO's first points of the season on a 3-pointer to give the Redhawks an early lead against the Billikens.
- Tied a career-high seven assists at Missouri (11/7), vs. Webster (11/12) and at Northern Arizona (11/26).
- Leads the team with 39 assists and is third with seven 3-pointers made.
- Ranks second in the Ohio Valley Conference in assists (4.3 apg) and assist/turnover ratio (2.17).

2025-26 SEASON-HIGHS

Points	19	2x, last vs. Lipscomb (11/29/25)
Total Rebounds	3	3x, last vs. St. Mary of the Woods (12/2/25)
Offensive Rebounds	2	vs. St. Thomas (11/15/25)
Defensive Rebounds	2	3x, last vs. St. Mary of the Woods (12/2/25)
Field Goals Made	9	vs. St. Thomas (11/15/25)
Field Goals Attempted	18	vs. St. Thomas (11/15/25)
3-Point Field Goals Made	2	at Saint Louis (11/3/25)
3-Point Field Goals Attempted	6	3x, last at Northern Arizona (11/26/25)
Free Throws Made	5	vs. Cal Poly (11/25/25)
Free Throws Attempted	6	2x, last vs. Cal Poly (11/25/25)
Assists	7	3x, last at Northern Arizona (11/26/25)
Blocks	-	-
Steals	4	vs. St. Mary of the Woods (12/2/25)
Minutes	37	at Missouri (11/7/25)

Ward's Game-by-Game Statistics

2025-26	FG	3P	FT	O/D	REB	F	PTS	A	TO	B	S	M
at Saint Louis*	5-14	2-4	4-6	1/1	2	2	16	3	1	0	1	32
at Missouri*	2-9	0-2	0-0	1/1	2	2	4	7	3	0	1	37
Webster*	3-8	1-4	0-0	0/1	1	1	7	7	1	0	2	21
St. Thomas (Minn.)*	9-18	1-6	0-0	2/1	3	3	19	2	2	0	0	29
at Iowa*	3-8	1-3	1-2	0/0	0	2	8	5	3	0	0	32
vs. Cal Poly*	3-10	1-6	5-6	1/2	3	4	12	2	2	0	2	27
at Northern Arizona*	2-14	0-6	3-4	0/2	2	4	7	7	1	0	0	27
Lipscomb*	7-15	1-2	4-4	1/0	1	3	19	2	5	0	0	30
St. Mary of the Woods* 3-3	0-0	0-0	0-0	1/2	3	1	6	4	0	0	4	26
at Chattanooga												
Saint Xavier (Ill.)												
at Tennessee Tech												
at Tennessee State												
Eastern Illinois												
Western Illinois												
at Southern Indiana												
at Morehead State												
Lindenwood												
SIU Edwardsville												
UT Martin												
Little Rock												
at Western Illinois												
at Eastern Illinois												
Morehead State												
Southern Indiana												
at SIU Edwardsville												
at Lindenwood												
at UT Martin												
at Little Rock												
Tennessee State												
Tennessee Tech												

• - Game Started

CAREER-HIGHS

Points	22	at Vanderbilt (11/10/24)
Total Rebounds	10	vs. Crowley's Ridge (11/13/24)
Offensive Rebounds	3	vs. Kansas City (11/30/24)
Defensive Rebounds	9	vs. Crowley's Ridge (11/13/24)
Field Goals Made	9	vs. St. Thomas (11/15/25)
Field Goals Attempted	18	vs. St. Thomas (11/15/25)
3-Point Field Goals Made	6	at Vanderbilt (11/10/24)
3-Point Field Goals Attempted	10	vs. SIU Edwardsville (12/21/24)
Free Throws Made	5	at Tennessee State (1/2/25)
Free Throws Attempted	6	2x, last at Saint Louis (11/3/25)
Assists	7	6x, last at Northern Arizona (11/26/25)
Blocks	1	7x, last at SIU Edwardsville (2/27/25)
Steals	4	2x, last vs. St. Mary of the Woods (12/2/25)
Minutes	37	2x, last at Missouri (11/7/25)

Ward's Career Statistics at Southeast Missouri

Overall

Season	G-GS	Min	Avg	FG-FGA	Pct	3FG-3FGA	Pct	FT-FTA	Pct	Off	Def	Tot	Avg	PF	FO	A	TO	Blk	Stl	Pts	Avg
2023-24	29-2	541	18.7	47-150	.313	11-68	.162	10-17	.588	6	32	38	1.3	30	0	55	24	2	17	115	4.0
2024-25	33-32	935	28.3	102-268	.381	51-145	.352	23-28	.821	20	57	77	2.3	73	2	74	44	5	30	278	8.4
2025-26	9-9	264	29.3	37-99	.374	7-33	.212	17-22	.773	7	10	17	1.9	22	0	39	18	0	10	98	10.9
Totals	71-43	1740	24.5	186-517	.360	69-246	.280	50-67	.746	33	99	132	1.9	125	2	168	86	7	57	491	6.9

Ohio Valley Conference Games Only

Season	G-GS	Min	Avg	FG-FGA	Pct	3FG-3FGA	Pct	FT-FTA	Pct	Off	Def	Tot	Avg	PF	FO	A	TO	Blk	Stl	Pts	Avg
2023-24	17-2	275	16.2	25-82	.305	5-34	.147	6-11	.545	3	14	17	1.0	10	0	25	14	0	8	61	3.6
2024-25	20-20	562	28.1	59-157	.376	33-92	.359	12-15	.800	12	31	43	2.2	43	0	35	22	5	17	163	8.2
2025-26																					
Totals	37-22	837	22.6	84-239	.351	38-126	.302	18-26	.692	15	45	60	1.6	53	0	60	36	5	25	224	6.1



CHATTANOOGA
DECEMBER 6

GAME SUMMARIES

GAME 1



ST. LOUIS - BJ Ward scored 16 points to lead four players in double figures as Southeast Missouri dropped its season-opener to Saint Louis.

SEMO held a 19-9 advantage in points off turnovers but couldn't overcome SLU's 48 points in the paint.

The Redhawks started strong leading for the opening 7:36 of the contest.

A native of St. Louis, Ward drained a 3-pointer for his team's first points of the season and Brendan Terry later made a layup to give the Redhawks their largest lead of the first half at 11-6 with 15:32 remaining.

After Marqueas Bell's pullup jumper put SEMO ahead 22-21, SLU put together a 10-0 run over the next 1:15.

Robbie Avila started the surge with a 3-pointer and SLU added four-straight free throws before Ishan Sharma buried a three to give the Billikens a 31-22 advantage at the 7:00 mark.

SLU used another jaunt, this time 7-0, to take its first

double-digit lead of the night. Avila knocked down a 3-pointer to cap that stretch as the Billikens widened their lead to 44-33 with a little under two minutes to go.

Terry's jumper beat the buzzer and lowered SLU's margin to 44-35 at the half.

The Billikens outscored SEMO, 48-32, in the second half and led by as many as 26 to close out their season-opening victory.

Ward shot 5-of-14 from the field, made a pair of 3-pointer and hit 4-of-6 free throws. He added a team-high three assists, as well.

Terry and Braxton Stacker followed with 14 and 12 points, respectively.

Bell was SEMO's other double-digit scorer with 10 points off the bench.

SLU shot 51.7 percent from the field in the first half and finished at just under 50 percent (49.3) for the game.

Avila paved the way with a double-double 18 points and 11 rebounds. Dion Brown turned in a double-double 11 points and 11 rebounds too.

SLU outrebounded SEMO, 54-29, and knocked down nine 3-pointers.

The Redhawks and Billikens met for the seventh time in SEMO's NCAA Division I era. All of those games were played in St. Louis with the last five matchups at Chaifetz Arena.

This year marked the fourth time SEMO opened a season against SLU. The Redhawks are now 13-22 all-time in season-openers since moving to the NCAA Division I ranks in 1991-92. Additionally, it was the 19th time in 20 years where SEMO played its season-opener away from home.

Saint Louis 92, Southeast Missouri 67



Official Basketball Box Score - Final
Southeast Mo. St. at Saint Louis
11/03/25 Chaifetz Arena, St. Louis
2025-26 Men's Basketball

Game Time: 7:00 PM
Game Duration: 2:02
Attendance: 5,364

Officials: Brian Shore, Cody Crum, Grant Toney

Southeast Mo. St. - 67

Record: 0-1

NO.	Name	Min	FG	3P	FT	Rebounds	Fouls	TP	AS	ST	Blocks	BS	BA	+/-
			M-A	M-A	M-A	OR DR TOT	PF							
15	Brendan Terry	F 25:47	5-13	0-1	3-4	1 1 2	2 3	13	0	2	2	0	0	-11
2	BJ Ward	G 32:18	5-14	2-4	4-6	1 1 2	2 5	16	3	1	1	0	0	-18
4	Troy Cole Jr.	G 12:08	1-4	1-4	2-2	0 2 2	4 2	5	1	0	0	0	0	-8
10	Luke Almodovar	G 23:01	2-7	1-4	3-6	2 2 4	3 4	8	0	1	0	0	1	-15
44	Braxton Stacker	G 29:37	4-8	1-3	3-3	0 2 2	1 4	12	0	2	3	1	0	-12
7	Landren Blocker	23:42	0-4	0-1	0-0	2 5 7	1 1	0	1	2	0	1	0	-20
30	Elliot Lowmides	12:16	1-1	0-0	0-1	0 2 2	3 2	2	0	0	0	1	0	-13
55	Marqueas Bell	22:16	4-9	0-1	2-2	0 4 4	1 3	10	1	0	0	0	0	-21
1	PJ Farmer	10:03	0-2	0-2	1-2	0 0 0	2 0	1	1	0	0	0	0	-2
18	David Idada	03:24	0-0	0-0	0-0	0 2 2	0 0	0	0	1	0	0	0	1
3	Trace Sadler	02:44	0-0	0-0	0-0	0 0 0	0 0	0	0	0	0	0	0	-3
25	Jay Reynolds	02:44	0-0	0-0	0-0	0 0 0	0 0	0	0	0	0	0	0	-3
Team						1 1 2	0 0	0	0	0	0	0	0	
Totals			22-62	5-20	18-26	7 22 29	19 24	67	7	9	6	3	1	-25

Major Fouls: Lowmides (F1) 2nd 15:12

Saint Louis - 92

Record: 1-0

NO.	Name	Min	FG	3P	FT	Rebounds	Fouls	TP	AS	ST	Blocks	BS	BA	+/-
			M-A	M-A	M-A	OR DR TOT	PF							
21	Robbie Avila	C 29:08	6-13	3-7	3-6	3 8 11	1 4	18	0	1	0	1	1	23
1	Quentin Jones	G 25:46	4-7	1-2	1-1	1 6 7	4 3	10	1	3	1	0	1	11
3	Trey Green	G 20:20	3-10	2-7	1-1	1 3 4	1 1	9	1	1	0	0	1	7
4	Amani McCottry	G 18:47	7-8	0-0	2-2	1 1 2	4 2	16	1	4	0	0	0	12
13	Dion Brown	G 21:10	5-7	1-1	0-0	3 8 11	2 3	11	3	3	1	0	0	14
0	Kellen Thames	19:18	5-8	0-1	2-2	1 3 4	3 1	12	3	1	3	0	0	18
11	Brady Dunlap	21:08	0-3	0-3	2-3	1 5 6	3 2	2	0	1	0	0	0	12
25	Paul Otieno	12:43	1-2	1-1	4-4	1 1 2	5 2	7	0	0	0	0	0	12
9	Ishan Sharma	20:44	2-4	1-3	2-2	1 2 3	1 1	7	1	0	1	0	0	16
15	Jax Kerr	06:38	0-3	0-2	0-0	1 0 1	1 0	0	0	0	0	0	0	0
24	Cam Hutson	04:18	0-2	0-2	0-0	0 0 0	1 1	0	0	0	0	0	0	0
Team						0 2 2	0 0	0	0	0	0	0	0	
Totals			33-67	9-29	17-21	14 40 54	24 19	92	10	15	6	1	3	25

Major Fouls: NONE

	SEMO	SLU	Points from	SEMO	SLU
Biggest lead	5 (1 st 15:32)	26 (2 nd 4:46)	Turnovers	19	9
Best Scoring Run	4 (1 st 15:32)	13 (2 nd 10:06)	Paint	28	48
Lead Changes	5		Second Chance	5	12
Times Tied	0		Fast Breaks	8	20
Time with Lead	08:48	30:09	Bench	13	28

Period by Period Scoring	1st	2nd	TOT
SEMO	35	32	67
SLU	44	48	92



GAME SUMMARIES

CHATTANOOGA
DECEMBER 6

GAME 2



COLUMBIA, Mo. - Braxton Stacker scored a career-high 26 points and Luke Almodovar added 24 as Southeast Missouri gave Missouri a scare in a close 89-84 loss.

MU, which missed 12 free throws, made six free throws in the final 47 seconds to fend off the Redhawks.

SEMO went scoreless for the game's opening 5:06 and fell behind, 12-0.

Once the Redhawks settled in, they used a gutsy effort that gave the Tigers fits the rest of the way.

BJ Ward's jumper ended the early drought with 14:54 remaining in the first half.

After that, SEMO did a nice job of making extra passes to create scoring opportunities that enabled itself to build a halftime advantage.

Down, 34-27, SEMO tied things up with a 7-0 run.

Marqueas Bell made two free throws and Landren Blocker scored on a tip-in before Stacker was fouled and made a free throw to complete a 3-point play bringing the game to a 34-34

deadlock with 6:25 left.

Stacker followed that up with two more free throws to give SEMO its first lead of the night. Bell later made a layup to put the Redhawks up, 42-37, at the 2:54 mark.

Another two free throws by Stacker gave SEMO a second five-point cushion and Blocker's 3-pointer with three seconds on the clock sent the Redhawks into the intermission with a 51-46 lead.

The Redhawks shot a scorching 59.4 percent (19-of-32) from the field behind Stacker and Almodovar's big offensive surge. Stacker led the way with 17 points and Almodovar followed with 12 first-half points. Bell, too, reached double figures with 10 points off the bench.

Troy Cole, Jr. made two free throws to grab SEMO its largest lead of the night at 55-46 with 18:55 left to play in the second half.

MU pieced together a 12-0 run to regain the lead midway through the second stanza.

Mark Mitchell's jumper on a fast break gave the Tigers a 59-58 edge.

Jevon Porter then knocked down a free throw to finish off the run

putting MU up, 62-58, at the 12:23 mark.

Almodovar and Stacker each buried a 3-pointer to give SEMO a two-point lead before Stacker's jumper put the Redhawks ahead (75-74) for the last time with 4:45 on the clock.

Tied, 76-76, with 3:45 to go, MU scored 13 of the final 21 points to

pull away.

Stacker shot 8-of-14 from the field, made three 3-pointers and went a perfect 7-of-7 at the free throw line. He also pulled down a team-high six rebounds, dished out two assists and had two steals.

Missouri 89, Southeast Missouri 84



Official Basketball Box Score - Final
Southeast Mo. St. at Missouri
11/07/25 Mizzou Arena, Columbia
2025-26 Men's Basketball

Game Time: 7:01 PM
Game Duration: 2:24
Attendance: 11,314

Officials: Doug Shows, Owen Shortt, Enrol Lewis

Southeast Mo. St. - 84

Record: 0-2

NO.	Name	Min	FG	3P	FT	Rebounds	Fouls	TP	AS	TO	ST	Blocks	BA	+
			M-A	M-A	M-A	OR DR TOT	PF FO					BS BA		
15	Brendan Terry	F 13:11	2-5	0-1	0-0	1 2 3	5 0	4	1	2	1	0	0	-10
2	BJ Ward	G 37:16	2-9	0-2	0-0	1 1 2	2 0	4	7	3	1	0	0	-7
4	Troy Cole Jr.	G 17:13	0-5	0-5	2-2	0 2 2	3 2	2	0	2	1	0	1	-10
10	Luke Almodovar	G 34:10	9-20	5-13	1-2	1 3 4	2 1	24	2	3	3	0	3	4
44	Braxton Stacker	G 31:34	8-14	3-8	7-7	1 5 6	4 4	26	2	3	2	1	1	-7
55	Marqueas Bell	16:23	4-6	0-0	5-6	0 2 2	1 4	13	1	3	1	0	1	-4
7	Landren Blocker	21:06	2-2	1-1	1-2	1 2 3	3 2	6	1	0	0	0	0	4
18	David Idada	20:29	2-2	0-0	1-2	3 1 4	4 1	5	0	0	1	0	0	6
30	Elliott Lowndes	03:15	0-0	0-0	0-0	0 0 0	1 0	0	0	0	1	0	0	3
3	Trace Sadler	01:40	0-0	0-0	0-0	0 0 0	0 0	0	0	0	0	0	0	0
1	PJ Farmer	01:04	0-0	0-0	0-0	0 0 0	0 0	0	0	0	0	0	0	-2
9	Blaize Sagna	02:39	0-0	0-0	0-0	0 2 2	0 1	0	0	0	0	0	0	0
Team						5 0 5	0	0						
Totals		29:53	9-30	17-21	13-20	33 25 15	84	14	16	11	1	6	-5	

Major Fouls: Idada (TF) 1 12:27

Missouri - 89

Record: 2-0

NO.	Name	Min	FG	3P	FT	Rebounds	Fouls	TP	AS	TO	ST	Blocks	BA	+
			M-A	M-A	M-A	OR DR TOT	PF FO					BS BA		
14	Jevon Porter	F 19:24	1-2	0-0	1-2	0 2 2	3 1	3	2	2	1	0	0	4
25	Mark Mitchell	F 31:32	12-14	0-0	5-11	2 3 5	1 8	29	3	6	1	1	0	12
15	Shawn Phillips Jr.	G 21:06	3-5	0-0	1-4	1 4 5	3 2	7	2	4	2	3	0	-2
0	Anthony Robinson II	G 36:04	4-9	1-2	6-7	1 3 4	3 6	15	2	3	0	0	0	9
12	Sebastian Mack	G 18:57	5-9	0-1	1-1	0 1 1	0 3	11	0	0	0	0	1	11
17	Jayden Stone	27:05	5-9	3-7	1-2	1 1 2	2 1	14	2	3	0	1	0	-11
45	Luke Northweather	18:54	1-2	1-2	2-2	1 1 2	1 1	5	1	0	2	1	0	7
5	T.O. Barrett	07:34	0-1	0-0	0-0	1 0 1	1 1	0	1	1	0	0	0	-12
35	Jacob Crews	19:24	1-3	1-3	2-2	1 4 5	3 1	5	0	0	1	0	0	7
Team						1 2 3	0	0						
Totals		32:54	6-15	19-31	9-21	30 25 15	89	13	19	10	6	1	5	

Major Fouls: Phillips Jr. (TF) 1 12:27 Porter (TF) 1 11:40

	SEMO	Mizzou	Points from	SEMO	Mizzou	Period by Period Scoring
Biggest lead	9 (2 nd 18:59)	12 (1 st 15:07)	Turnovers	13	17	
Best Scoring Run	9 (1 st 5:10)	12 (1 st 15:07)	Paint	28	46	SEMO 51 33 84
Lead Changes	8		Second Chance	9	8	Mizzou 46 43 89
Times Tied	3		Fast Breaks	9	16	
Time with Lead	12:55	24:15	Bench	24	24	





CHATTANOOGA
DECEMBER 6

GAME SUMMARIES

GAME 3



FINAL SCORE

NOVEMBER 12, 2025
CAPE GIRARDEAU, MO.

CAPE GIRARDEAU, Mo. - Marqueas Bell finished with a double-double 15 points and 10 rebounds, and 12 different players scored for Southeast Missouri in an 87-41 blow out win over Webster University.

SEMO led wire-to-wire in a dominating performance to grab its first win of the season.

The Redhawks were all over the Gorloks from the opening tip.

SEMO used an 11-2 run out of the gate and built a 29-6 lead in the first 9:25 of the contest. Nine players reached the scoring column during that surge that ended on a Braxton Stacker 3-pointer with 10:35 left in the first half.

Luke Almodovar extended the Redhawks margin to 38-13 when he buried a 3-pointer with just under seven minutes to go.

After redshirt-freshman Jay Reynolds' first career 3-pointer put SEMO ahead by 26, Troy Cole, Jr. threw down an alleyoop dunk off a pass from Bell to give the Redhawks a 45-17 advantage at the 3:53 mark.

SEMO headed into the intermission with a comfortable

46-22 lead.

The Redhawks heated up to shoot 54.8 percent (17-of-31) from the field and forced 11 turnovers in the first half.

SEMO continued to destroy the Gorloks in the second half.

This time, the Redhawks put together a 19-2 jaunt to grab a 41-point lead. Blaize Sagna drained a 3-pointer to widen SEMO's lead to 65-24.

Defensively, SEMO held WU scoreless for the first 5:18 of the second stanza.

The game couldn't get over quick enough for the Gorloks who were outscored, 41-18, in the final 20 minutes of play.

Another 3-pointer by Reynolds ran SEMO's lead to 75-31 with 6:51 to go.

Cole, Jr.'s tip-in (85-35) and a breakaway layup by PJ Farmer (87-37) gave the Redhawks their largest leads of the night before polishing off the victory.

Bell completed his first career double-double by shooting 6-of-8 from the field and a near-perfect 3-of-4 at the free throw line off

the bench. It was his third-straight game scoring in double figures. He also matched a career-best six assists.

Stacker followed with 10 points.

The Redhawks finished the night with a .516 field goal percentage and made eight 3-pointers. Additionally, SEMO received a big 50-19 boost from its bench.

SEMO improved to 26-9 all-time in home-openers during its NCAA Division I era. Tonight marked the Redhawks 10th home-opening win in the last 14 years.

The Redhawks also won their 41st-consecutive game against non-Division I schools.

Southeast Missouri 87, Webster 41



Official Basketball Box Score - Final
Webster at Southeast Mo. St.
11/12/25 Show Me Center, Cape Girardeau
2025-26 Men's Basketball

Game Time: 6:30 PM
Game Duration: 1:46
Attendance: 1,375

Officials: Kevin Driver, Cody Crum, Kelly Davis

Webster - 41

Record: 0-0

NO.	Name	Min	FG	3P	FT	Rebounds	Fouls	TP	AS	ST	Blocks	BAs	+/-	
			M/A	M/A	M/A	OR DR TA	PF FD							
1	Charles Nelson	F 20:24	2-11	0-3	2-2	0 0 0	0 1	6	0	3	2	1	0	-34
15	Sebastian Reed	F 15:48	2-9	0-0	0-0	1 2 3	2 2	4	1	1	0	0	1	-21
33	Adam Painter	F 22:02	3-5	0-0	0-0	6 3 9	1 0	6	0	2	0	0	1	-31
35	Justin Ugo	F 11:29	1-3	0-0	1-1	0 2 2	4 2	3	0	2	0	0	0	-19
2	Jemard Sykes II	G 22:11	1-5	1-4	0-0	2 3 5	2 1	3	1	1	0	0	0	-27
5	William Burroughs V	12:35	2-8	0-1	0-0	0 0 0	1 1	4	2	3	1	0	1	-12
44	Dallas Harding-Fair	15:10	2-3	0-0	0-0	0 1 1	1 2	4	0	1	0	0	0	-13
20	Kendall Horton	13:46	0-4	0-1	0-0	1 2 3	0 1	0	0	0	0	0	0	-22
34	Nbaye Thiam	07:38	0-1	0-0	0-1	0 2 2	2 1	0	0	0	0	0	0	-13
10	Jacob Schafer	16:54	1-2	1-2	1-2	0 0 0	0 1	4	2	1	1	0	0	-11
24	Colin DeBold	11:55	2-4	1-1	2-2	1 2 3	1 1	7	0	1	0	0	1	-5
42	Nkosi Constant	05:43	0-0	0-0	0-0	0 1 1	0 0	0	0	1	0	0	0	-1
22	Myles Allison	07:27	0-2	0-2	0-0	0 0 0	0 0	0	0	2	0	0	0	-13
14	Will Harmon	07:01	0-1	0-1	0-0	0 0 0	0 0	0	0	0	0	0	0	0
3	Amarion Mohair	04:51	0-0	0-0	0-0	0 0 0	0 0	0	1	1	0	0	0	-5
32	Andrew Hall	05:06	0-1	0-1	0-0	0 0 0	0 0	0	0	0	0	0	0	-3
Team						0 0 0	0 0	0	0	1				
Totals			16-59	3-16	8-8	11 18 29	14 13	41	7	20	4	1	5	-46

Shooting By Period			
1st FG%	10.32	31.3%	
3PT%	1-9	11.1%	
FT%	1-1	100%	
2nd FG%	6-27	22.2%	
3PT%	2-7	28.6%	
FT%	5-7	71.4%	
GM FG%	16-59	27.1%	
3PT%	3-16	18.8%	
FT%	6-8	75.0%	

Dead Ball Rebounds: 1, 6

Southeast Mo. St. - 87

Record: 1-2

Youstville 10/21/21														
NO.	Name	Min	FG M.A.	3P M.A.	FT M.A.	Rebounds OR DR TOT	Fouls PF FD	TP	AS	ST	Blocks BS BA	+/-		
15	Brendan Terry	F 12:46	1-3	0-1	5-8	0 2 2	1 4	7	2	0	1	0	0	15
2	BJ Ward	G 21:12	3-8	1-4	0-0	0 1 1	1 0	7	7	1	2	0	0	29
4	Troy Cole Jr.	G 17:19	3-6	0-2	2-2	1 3 4	2 1	8	2	2	2	1	0	28
10	Luke Almodovar	G 16:11	2-6	1-5	0-0	0 2 2	1 1	5	1	0	1	0	0	28
44	Braxton Stacker	G 16:35	4-7	2-4	0-0	0 3 3	0 0	10	1	0	1	0	0	23
7	Landren Blocker	17:19	3-4	0-0	1-4	2 3 5	2 2	7	0	0	1	0	0	13
18	David Idada	09:11	2-2	0-0	0-2	1 1 2	1 1	4	0	0	0	1	0	8
55	Marqueas Bell	23:08	6-8	0-0	3-4	2 8 10	0 2	15	5	1	1	0	1	28
1	PJ Farmer	13:33	3-5	0-1	0-0	1 2 3	0 0	6	3	1	1	0	0	8
9	Blaize Sagna	16:11	1-5	1-4	2-2	0 1 1	2 1	5	1	1	0	0	0	15
30	Elliot Lowndes	11:29	3-4	1-2	0-0	1 2 3	0 0	7	1	0	0	1	0	14
3	Trace Sadler	09:25	0-0	0-0	0-0	0 1 1	1 0	0	0	0	0	2	0	9
25	Jay Reynolds	15:40	2-6	2-5	0-0	0 1 1	2 0	6	1	1	0	0	0	11
Team						0 0 0	0	0						
Totals			33-64	8-28	13-22	8 30 38	13 12	87	24	7	10	5	1	46

Major Fouls: Sykes II (TF) 1st 6:07 Ugo (TF) 2nd 17:11

Major Fouls: NONE

	WEB	SEM
Biggest lead	0 (1 st 20:00)	50 (2 nd 2:52)
Best Scoring Run	4 (1 st 9:46)	16 (1 st 10:35)
Lead Changes	0	
Times Tied	0	
Time with Lead	00:00	39:46

Points from	WEB	SEM
Turnovers	6	27
Paint	20	50
Second Chance	6	15
Fast Breaks	4	21
Bench	19	50

Period by Period Scoring	1st	2nd	TOT
WEB	22	19	41
SEM	46	41	87



GAME SUMMARIES

CHATTANOOGA
DECEMBER 6

GAME 4



CAPE GIRARDEAU, Mo. - Luke Almodovar dropped in 20 points, BJ Ward followed with 19 and Marqueas Bell added a double-double 11 points and 10 rebounds as Southeast Missouri dropped an 84-72 decision to Summit League preseason favorite St. Thomas.

UST handed SEMO its first home loss of the season.

The Tommies scored 10 points off turnovers and 20 points in the paint during the first half.

UST maintained control with 16 points from its bench despite being outrebounded 15-0 on the offensive glass.

The Tommies used a 10-0 run in the first 2:18 of the contest and led by double figures, 41-29, at the half.

Jeremiah Coleman's 3-pointer gave UST its largest lead at 57-34 with 15:05 to play in the second half.

SEMO was able to knock the Tommies' lead down to nine on two occasions in the final four minutes, but that was as close as the Redhawks would get.

Almodovar put together his second 20-point scoring effort of the season to lead four SEMO players in double figures.

He shot 6-of-15 from the field and a perfect 5-of-5 at the free throw line. Almodovar also grabbed five rebounds.

BJ ward followed with 19 points, while Brendan Terry added 14 and Marqueas Bell finished with a double-double 11 points and 10 rebounds. For Bell, it was his second-straight double-double off the bench.

Nolan Minnesale led all scorers with a game-high 24 points and Isaiah Johnson-Arigo scored 21 off the bench. Coleman (13), Austin Herro (10) and Nick Janowski (10) scored double figures for the Tommies, as well.

UST made 22-of-26 free throws and outscored SEMO by a +15 margin (22-7) at the charity stripe. The Tommies held a 36-11 advantage in bench points and shot 58.7 percent (27-of-46) from the field for the game.

In the second half alone, UST made 65 percent (13-of-20) of its

field goals.

UST and SEMO met for the first time in 2025-26. The Tommies marked the first Minnesota school the Redhawks faced in their men's basketball program history.

The 2024-25 Ohio Valley Conference regular-season basketball championship banner

was dropped from the rafters of the Show Me Center prior to tip-off.

St. Thomas 84, Southeast Missouri 72



Official Basketball Box Score - Final
St. Thomas (MN) at Southeast Mo. St.
11/15/25 Show Me Center, Cape Girardeau
2025-26 Men's Basketball

Game Time: 2:00 PM
Game Duration: 1:59
Attendance: 1,750

Officials:

St. Thomas (MN) - 84

Record: 3-2

NO. Name	Min	FG		3P		FT		Rebounds		Fouls		TP	AS	TO	ST	Blocks		+/-
		M-A	M-A	M-A	M-A	M-A	M-A	OR	DR	PF	FD					BS	BA	
32 Carter Bjerkie	F 08:34	1-2	0-1	0-0	0-0	0-1	1-1	4-1	2-1	2-1	1-1	2-1	1-1	0-0	0-0	0-0	0-0	12
4 Nolan Minnesale	G 36:19	7-12	2-3	8-10	0-6	6-6	3-10	24-4	5-0	0-0	2-19	24-4	5-0	0-0	2-19	0-0	0-0	19
11 Austin Herro	G 29:02	4-4	0-0	2-2	0-5	5-5	0-1	10-5	2-3	0-0	0-20	10-5	2-3	0-0	0-20	0-0	0-0	20
23 Nick Janowski	G 29:22	3-8	1-4	3-4	1-4	4-5	0-3	10-1	1-0	0-0	0-11	10-1	1-0	0-0	0-11	0-0	0-0	11
34 Ben Oosterbaan	G 20:44	1-3	0-1	0-0	0-4	4-4	2-0	2-1	1-1	0-0	0-16	2-1	1-1	0-0	0-16	0-0	0-0	16
0 Isaiah Johnson-Arigo	25:27	5-8	2-3	9-10	0-4	4-4	6-21	0-3	1-2	0-0	0-8	0-3	1-2	0-0	0-8	0-0	0-0	8
2 Jeremiah Coleman	23:42	5-8	3-6	0-0	0-1	1-1	0-13	0-1	0-0	0-0	0-5	0-1	0-0	0-0	0-5	0-0	0-0	5
3 Ryan Lafferty	14:32	0-0	0-0	0-0	0-3	3-3	1-0	0-0	0-0	0-0	0-0	0-0	0-0	0-0	0-0	0-0	0-0	0
12 Ryan Dufault	12:18	1-3	0-0	0-0	0-0	0-0	0-0	2-0	0-0	0-0	0-0	2-0	0-0	0-0	0-0	0-0	0-0	0
Team								0-0	0-0	0-0	0-0	0-0	0-0	0-0	0-0	0-0	0-0	0
Totals		27-46	8-18	22-26	1-28	28-29	15-21	84-12	16-7	2-2	2-12	84-12	16-7	2-2	2-12			

Shooting By Period		
1st FG%	14-26	53.8%
3PT%	4-12	33.3%
FT%	9-10	90%
2nd FG%	13-20	65.0%
3PT%	4-6	66.7%
FT%	13-16	81.3%
GM FG%	27-46	58.7%
3PT%	8-18	44.4%
FT%	22-26	84.6%

Dead Ball Rebounds: 1, 2

Southeast Mo. St. - 72

Record: 1-3

NO. Name	Min	FG		3P		FT		Rebounds		Fouls		TP	AS	TO	ST	Blocks		+/-
		M-A	M-A	M-A	M-A	M-A	M-A	OR	DR	TOT	PF	FD				BS	BA	
15 Brendan Terry	F 22:20	7-11	0-0	0-3	2-1	3-4	3-14	2-2	1-1	0-0	-12	14-2	2-1	1-1	0-0	0-0	0-0	-12
2 BJ Ward	G 29:05	9-18	1-6	0-0	2-1	3-3	1-19	2-2	0-0	0-1	-9	19-2	2-0	0-0	0-1	-9	0-0	-9
4 Troy Cole Jr.	G 16:15	1-4	0-1	1-2	0-1	1-1	0-3	0-2	1-0	0-0	-24	3-0	2-1	0-0	0-0	-24	0-0	-24
10 Luke Almodovar	G 28:06	6-15	3-6	5-5	0-5	5-3	3-20	1-0	0-0	0-1	-7	20-1	0-0	0-0	0-1	-7	0-0	-7
44 Braxton Stacker	G 29:24	2-9	1-4	0-0	0-2	2-3	1-5	0-0	0-1	0-0	-16	5-0	0-0	1-1	0-0	-16	0-0	-16
7 Landren Blocker	08:53	0-0	0-0	0-0	0-0	0-0	0-0	0-0	0-0	0-0	0-0	0-0	0-0	0-0	0-0	0-0	0-0	0
18 David Idada	11:26	0-0	0-0	0-0	0-0	0-0	0-3	1-0	0-0	0-0	0-2	1-0	0-0	0-0	0-0	0-2	0-0	2
55 Marqueas Bell	29:59	5-10	0-0	1-2	2-8	10-14	11-5	4-3	0-0	0-0	0-5	5-4	3-0	0-0	0-5	0-0	0-5	5
9 Blaise Sagna	09:16	0-0	0-0	0-0	0-0	0-0	0-1	0-0	0-0	0-0	0-2	0-0	0-0	0-0	0-2	0-0	0-2	2
30 Elliot Lowndes	03:08	0-0	0-0	0-0	0-0	0-0	0-0	0-0	0-0	0-0	0-0	0-0	0-0	0-0	0-0	0-0	0-0	0
1 PJ Farmer	11:08	0-1	0-0	0-0	0-0	0-3	3-3	1-0	0-0	0-0	0-4	0-2	0-0	0-0	0-4	0-0	0-4	4
Team								0-0	0-0	0-0	0-0	0-0	0-0	0-0	0-0	0-0	0-0	0
Totals		30-67	5-18	7-12	6-21	27-21	15-72	11-13	6-2	2-12	-12	72-11	13-6	2-2	2-12			-12

Major Fouls: NONE

	STM	SEM	Points from	STM	SEM	Period by Period Scoring			
Biggest lead	23 (2 nd 15:05)	0 (1 st 20:00)	Turnovers	17	17	1st 2nd TOT			
Best Scoring Run	10 (1 st 17:42)	12 (2 nd 3:14)	Paint	38	36	STM	41	43	84
Lead Changes			Second Chance	2	14				
Times Tied	0		Fast Breaks	13	7	SEM	29	43	72
Time with Lead	39:25	00:00	Bench	36	11				





CHATTANOOGA
DECEMBER 6

GAME SUMMARIES

GAME 5



IOWA CITY, Iowa - Southeast Missouri (1-4) fell to Big Ten Conference foe Iowa (4-0) by a score of 99-70 at Carver-Hawkeye Arena Tuesday night.

Luke Almodovar led three SEMO players in double figures with 15 points, his third double-digit effort in five starts. Brendan Terry and Braxton Stacker followed with 12 and 11 points, respectively.

SEMO had some good looks but struggled to score early. The Redhawks turned the ball over 10 times and were hampered by foul trouble too, as Iowa built its big lead.

Iowa, which shot 60.9 percent (14-of-23) from the field, made more free throws than it did field goals to key a 49-point first half. The Hawkeyes outscored the Redhawks, 17-2, at the free throw line in the game's first 20 minutes.

Tavion Banks' layup gave Iowa its first double-digit lead at 17-7 less than seven minutes into the contest and the Hawkeyes later led, 49-25, at the half.

SEMO played much better in the second half shooting 64 percent

(16-of-25) from the field, its highest percentage in any half of basketball through five games this season.

Terry's two free throws cut the Hawkeyes lead to 86-67 with 3:48 to go and that was as close as the Redhawks could get.

Almodovar went 6-of-8 from the field and made a pair of 3-pointers, while Terry made all five of his field goals to go along with four rebounds. Stacker shot 4-of-9 from the field in his fourth game with double figures in the scoring column.

In his first career SEMO start, Landren Blocker finished with four points and three rebounds. Freshman PJ Farmer paved the way with five rebounds off the bench.

For the game, the Redhawks shot a season-best 52 percent (26-of-50) from the floor.

Alvaro Folgueiras led Iowa with 16 points off the bench. Folgueiras was one of 11 players who scored for the Hawkeyes.

Iowa outscored SEMO by a +17 margin (29-12) at the free throw line and made 10 three-pointers. The Hawkeyes shot 61.2 percent (30-of-

49) from the field and 43.5 percent (10-of-23) from long range.

Iowa 99, Southeast Missouri 70



Official Basketball Box Score - Final
Southeast Mo. St. at Iowa
11/18/25 Carver-Hawkeye Arena, Iowa City, Iowa
2025-26 Men's Basketball

Game Time: 7:34 PM
Game Duration: 2:03
Attendance: 5,302

Officials: Earl Walton, Michael Irving, Rob Kueneman

Southeast Mo. St. - 70

Record: 1-4

NO.	Name	Min	FG		3P		FT		Rebounds		Fouls		PF	TP	AS	TO	ST	Blocks		+/-
			M-A	M-A	M-A	M-A	OR	DR	OT	PF	BS	BA								
15	Brendan Terry	F 25:52	5-5	0-0	2-3	0	4	4	2	2	12	1	1	0	0	0	0	0	0	-12
2	BJ Ward	G 32:50	3-8	1-3	1-2	0	0	0	2	3	8	5	3	0	0	0	0	0	0	-15
7	Landren Blocker	G 13:08	1-4	1-2	1-2	1	1	2	5	3	4	2	0	0	1	1	1	1	1	-8
7	Luke Almodovar	G 26:46	6-9	2-4	1-2	1	0	1	2	1	15	0	2	2	0	0	0	0	0	-23
44	Braxton Stacker	G 23:01	4-9	1-4	2-2	1	2	3	2	3	11	0	2	1	0	1	1	1	1	-11
18	David Ikada	15:11	0-0	0-0	0-0	0	2	2	2	0	0	0	0	1	1	0	0	0	0	0
4	Troy Cole Jr.	08:21	0-1	0-0	2-4	0	0	0	0	4	2	2	0	1	0	0	0	0	0	-9
30	Elliot Lowmides	12:27	1-3	1-2	0-0	0	0	0	3	0	3	0	0	0	0	0	0	0	0	-20
55	Marques Bell	14:42	2-4	0-0	3-4	2	1	3	2	4	7	0	4	0	0	0	0	0	0	-14
9	Blaise Sagna	06:01	1-2	0-0	0-0	1	1	2	0	1	2	0	0	0	0	0	0	0	0	-15
1	PJ Farmer	14:53	2-3	0-0	0-2	2	3	5	0	1	4	2	2	0	0	0	0	0	0	-5
3	Trace Sadler	05:43	1-1	0-0	0-0	1	0	1	1	0	2	0	0	0	0	0	0	0	0	-13
25	Jay Reynolds	01:05	0-1	0-1	0-0	0	0	0	0	0	0	0	0	0	0	0	0	0	0	0
Team									1 2 3 0		0									
Totals			26-50	6-16	12-21	10	16	26	25	20	70	10	17	4	1	2	2	29		

Shooting By Period		
1st FG%	10-25	40.0%
3PT%	3-8	37.5%
FT%	2-4	50%
2nd FG%	16-25	64.0%
3PT%	3-8	37.5%
FT%	10-17	58.8%
GM FG%	26-50	52.0%
3PT%	6-16	37.5%
FT%	12-21	57.1%

Dead Ball Rebounds: 4.0

Iowa - 99

Record: 4-0

NO.	Name	Min	FG		3P		FT		Rebounds		Fouls		TP	AS	TO	ST	Blocks		BS +/-	
			M	A	M	A	M	A	OR	DR	TOT	PF					BS	BA		
3	Cam Manyawu	F 16:44	4	4	0	0	4	6	0	3	3	1	4	12	1	0	1	0	0	12
8	Cooper Koch	F 17:17	3	4	1	2	2	2	1	3	1	1	9	0	0	0	0	0	0	17
6	Tavion Banks	G 11:07	2	2	0	0	2	4	2	2	4	3	2	6	0	2	0	1	0	18
14	Bennett Stirtz	G 32:58	4	8	2	4	5	6	1	0	1	1	4	15	9	0	1	0	1	29
23	Isaiah Howard	G 15:57	3	6	0	3	1	2	1	2	0	1	7	0	2	1	0	0	0	12
7	Alvaro Folgueiras	25:27	4	6	3	5	5	6	0	5	5	4	16	1	0	0	0	0	0	17
24	Tate Sage	18:27	1	4	0	1	5	6	3	2	5	3	3	7	2	1	3	1	0	17
11	Kael Combs	15:42	1	2	0	0	4	4	0	0	0	0	2	6	2	2	0	0	0	12
27	Trevin Jirak	20:44	4	6	1	3	1	3	0	3	3	4	3	10	1	3	0	0	0	7
15	Brendan Hausen	19:55	3	6	3	5	0	0	2	2	0	0	9	1	0	0	0	0	0	0
44	Joey Matteoni	05:42	1	1	0	0	0	0	0	0	0	0	3	0	2	0	1	1	0	4
Team																				
Totals			30-49	10-23	29-39	9	19	28	20	24	99	17	11	11	2	1	2	29		

Major Fouls: NONE

SEMO			IOWA			Points from			SEMO			IOWA			Period by Period Scoring		
Biggest lead	0 (1 st 20:00)	30 (2 nd 13:46)	Turnovers	14	25	Paint	34	39	1st	2nd	TOT	SEMO	25	45	70		
Best Scoring Run	6 (2 nd 3:48)	10 (2 nd 1:13)	Second Chance	15	16	Fast Breaks	6	4	IOWA	49	50	99					
Lead Changes	0		Bench	20	50												
Times Tied	0																
Time with Lead	00:00	39:50															



GAME SUMMARIES

CHATTANOOGA
DECEMBER 6

GAME 6



CAPE GIRARDEAU, Mo. - Marqueas Bell finished with a double-double 15 points and 10 rebounds, and 12 different players scored for Southeast Missouri in an 87-41 blow out win over Webster University.

SEMO led wire-to-wire in a dominating performance to grab its first win of the season.

The Redhawks were all over the Gorloks from the opening tip.

SEMO used an 11-2 run out of the gate and built a 29-6 lead in the first 9:25 of the contest. Nine players reached the scoring column during that surge that ended on a Braxton Stacker 3-pointer with 10:35 left in the first half.

Luke Almodovar extended the Redhawks margin to 38-13 when he buried a 3-pointer with just under seven minutes to go.

After redshirt-freshman Jay Reynolds' first career 3-pointer put SEMO ahead by 26, Troy Cole, Jr. threw down an alleyoop dunk off a pass from Bell to give the Redhawks a 45-17 advantage at the 3:53 mark.

SEMO headed into the intermission with a comfortable

46-22 lead.

The Redhawks heated up to shoot 54.8 percent (17-of-31) from the field and forced 11 turnovers in the first half.

SEMO continued to destroy the Gorloks in the second half.

This time, the Redhawks put together a 19-2 jaunt to grab a 41-point lead. Blaize Sagna drained a 3-pointer to widen SEMO's lead to 65-24.

Defensively, SEMO held WU scoreless for the first 5:18 of the second stanza.

The game couldn't get over quick enough for the Gorloks who were outscored, 41-18, in the final 20 minutes of play.

Another 3-pointer by Reynolds ran SEMO's lead to 75-31 with 6:51 to go.

Cole, Jr.'s tip-in (85-35) and a breakaway layup by PJ Farmer (87-37) gave the Redhawks their largest leads of the night before polishing off the victory.

Bell completed his first career double-double by shooting 6-of-8 from the field and a near-perfect 3-of-4 at the free throw line off

the bench. It was his third-straight game scoring in double figures. He also matched a career-best six assists.

Stacker followed with 10 points.

The Redhawks finished the night with a .516 field goal percentage and made eight 3-pointers. Additionally, SEMO received a big 50-19 boost from its bench.

SEMO improved to 26-9 all-time in home-openers during its NCAA Division I era. Tonight marked the Redhawks 10th home-opening win in the last 14 years.

The Redhawks also won their 41st-consecutive game against non-Division I schools.

Southeast Missouri 84, Cal Poly 68



Official Basketball Box Score - Final
Southeast Mo. St. at Cal Poly
11/25/25 Role Activity Center, Flagstaff, Ariz.
2025-26 Men's Basketball

Game Time: 6:00 PM
Game Duration: 2:19
Attendance: 86

Officials: Nate Nelson, Cody Crum, Bob Franklin

Southeast Mo. St. - 84

Record: 2-4

NO.	Name	Min	FG	3P	FT	Rebounds	Fouls	TP	AS	TO	ST	Blocks	BA	+/-
			M-A	M-A	M-A	OR DR TOT	PF					BS		
15	Brendan Terry	F 28:33	3-6	0-0	0-1	0 5 5	4 2	6	0	2	1	1	1	8
2	BJ Ward	G 27:59	3-10	1-6	5-6	1 2 3	4 4	12	2	2	2	0	1	11
7	Landren Blocker	G 22:39	3-6	0-1	2-2	3 2 5	2 1	8	1	0	1	0	1	3
10	Luke Almodovar	G 29:56	11-21	4-10	3-3	0 5 5	4 3	29	1	0	0	1	0	12
44	Braxton Stacker	G 31:52	6-12	2-6	4-4	0 2 2	3 2	18	6	2	2	0	0	15
4	Troy Cole Jr.	06:18	0-2	0-1	0-0	2 0 2	0 1	0	0	0	1	0	0	-5
18	David Iddada	07:56	0-0	0-0	0-0	3 3 6	0 3	0	0	2	0	1	0	13
55	Marqueas Bell	16:54	3-3	0-0	0-0	1 1 2	4 1	6	1	2	0	1	0	19
1	PJ Farmer	08:41	1-4	0-2	0-0	0 2 2	0 2	4	0	2	1	1	0	0
9	Blaize Sagna	13:40	1-3	0-2	1-1	1 2 3	0 2	3	1	0	0	0	0	-4
30	Elliott Lowndes	02:27	0-1	0-0	0-0	1 0 1	1 0	0	0	0	0	0	0	-3
3	Trace Sadler	01:04	0-0	0-0	0-0	0 0 0	0 0	0	0	0	0	0	0	-2
Team			1	2	3	0	0	0	0	1				
Totals			31-68	7-28	15-17	13 26 39	26 19	84	13	12	7	4	3	16

Shooting By Period		
1 st	FG%	10-35 28.6%
	3PT%	1-15 6.7%
	FT%	8-10 80%
2 nd	FG%	21-33 63.6%
	3PT%	6-13 46.2%
	FT%	7-7 100%
GM	FG%	31-68 45.6%
	3PT%	7-28 25.0%
	FT%	15-17 88.2%

Dead Ball Rebounds: 1,0

Dead Ball Rebounds: 1, 0

Cal Poly - 68

Record: 3-5

NO.	Name	Min	FG	3P	FT	Rebounds	Fouls	TP	AS	TO	ST	Blocks	BA	+/-
			M-A	M-A	M-A	OR DR TOT	PF					BS		
7	Alli Assran	F 18:05	0-3	0-1	4-4	3 1 4	4 5	4	1	3	2	1	1	-4
11	Austin Goode	F 20:55	2-3	1-2	0-1	0 3 3	2 1	5	1	2	0	0	0	-4
3	Jake Davis	G 20:13	2-6	0-3	0-0	2 1 3	1 1	4	0	2	1	0	0	-5
5	Guzman Vasilic	G 24:49	2-8	1-5	4-4	0 2 2	0 2	9	0	0	1	0	0	-14
9	Peter Bantelj	G 26:22	1-10	0-3	7-7	2 5 7	4 4	9	2	2	1	0	0	-6
00	Jason Scott	09:51	0-2	0-2	0-2	0 0 0	0 1	0	1	1	0	0	0	0
4	Kieran Elliott	13:56	2-3	0-0	2-2	4 1 5	3 1	6	0	0	0	1	0	-3
10	Hamad Mousa	24:02	1-5	1-2	11-11	0 3 3	4 5	14	1	4	1	0	2	-19
13	Troy Plumtree	14:50	1-4	0-1	0-0	1 4 5	0 2	2	0	4	0	1	1	-9
14	Cayden Ward	24:54	5-10	2-5	3-6	1 3 4	2 3	15	0	1	1	0	0	-17
15	Aaron Price, Jr.	02:03	0-0	0-0	0-0	1 0 1	0 0	0	0	0	0	0	0	1
Team			2	2	4	0	0	0	0	0				
Totals			16-54	5-24	31-37	16 25 41	20 25	68	6	19	7	3	4	-16

Major Fouls: Assran (TF) 1 10:36

	SEMO	CPO
Biggest lead	20 (2nd 7:41)	7 (1st 6:35)
Best Scoring Run	12 (2nd 9:58)	7 (1st 6:35)
Lead Changes	5	
Times Tied	5	
Time with Lead	15:08	21:35

Points from	SEMO	CPO
Turnovers	23	13
Paint	40	22
Second Chance	14	19
Fast Breaks	11	9
Bench	11	37

Period by Period Scoring	1st	2nd	TOT
SEMO	29	55	84
CPO	31	37	68





CHATTANOOGA
DECEMBER 6

GAME SUMMARIES

GAME 7



FLAGSTAFF, Ariz. - Braxton Stacker scored 15 points and Southeast Missouri made a late push in a 79-72 loss to Northern Arizona in the final game of the NAU Multiple Team Event.

SEMO won the second half for the second-straight night and rallied down the stretch, but NAU scored five points in the final 1:03 to fight off the Redhawks.

Down 14 (65-51) with 7:47 left to play, SEMO had a chance to get within three on two occasions.

Luke Almodovar and Brendan Terry each scored layups and were fouled. Both, however, missed a free throw that would have made it a three-point game.

Terry's layup made it a 74-70 game with 1:32 remaining.

After that, NAU finished things off with three of its last five points coming at the free throw line.

The Lumberjacks shot 56 percent from the field with makes on 14 of its 25 attempts in the first half.

SEMO led just once in the opening stanza when Terry split two free throws to give the Redhawks

a 3-2 edge less than two minutes in.

Ryan Abelman's jumper put the Lumberjacks ahead by double figures at 32-21 with 5:17 left to play.

The Redhawks pulled within seven on Almodovar's layup before NAU headed into the locker room with a 39-29 advantage.

With the win in the first meeting between the teams, the Lumberjacks improved to 4-0 at home this season.

Stacker shot 6-of-13 from the field, made three 3-pointers and grabbed two rebounds. He averaged 16.5 points in his two starts in Flagstaff. Stacker has scored double figures a team-high six times this season.

Terry was 6-of-10 from the floor and had four boards. David Idada added a season-high eight points and four rebounds off the bench.

SEMO outscored NAU, 43-40, in the second half and held a +10 advantage in points in the paint (48-38).

Abelman pitched in a game-high 20 points to lead four NAU players in double figures.

The Lumberjacks shot 52.8 percent (28-of-53) for the game and outscored the Redhawks, 18-7, at the free throw line. Eleven of those makes were in the second half.

Northern Arizona 79, Southeast Missouri 72



Official Basketball Box Score - Final
Southeast Mo. St. at Northern Ariz.
11/26/25 Role Activity Center, Flagstaff, Ariz.
2025-26 Men's Basketball

Game Time: 6:00 PM
Game Duration: 2:02
Attendance: 231

Officials: Mark Fulton, Layne Barney, Alexander Thompson

Southeast Mo. St. - 72

Record: 2-5

NO.	Name	Min	FG	3P	FT	Rebounds	Fouls	TP	AS	ST	Blocks	+	-
			M-A	M-A	M-A	OR DR TOT	PF				BS	BA	
15	Brendan Terry	F 19:10	6-10	1-1	1-3	2 2 4	3 3	14	3	2	1	0	0
2	BJ Ward	G 27:14	2-14	0-6	3-4	0 2 2	4 2	7	7	1	0	0	3
7	Landren Blocker	G 10:58	1-1	0-0	0-1	1 1 2	1 2	2	0	1	0	1	0
10	Luke Almodovar	G 30:48	4-10	1-5	0-1	1 1 2	1 3	9	0	1	1	0	1
44	Braxton Stacker	G 32:14	6-13	3-8	0-0	0 2 2	4 0	15	0	1	2	0	0
18	David Idada	18:47	3-3	0-0	2-2	3 1 4	3 2	8	0	0	0	1	0
55	Marquese Bell	21:36	4-10	0-1	1-1	1 4 5	1 1	9	2	0	0	0	1
4	Troy Cole Jr.	14:44	2-3	0-1	0-1	0 3 3	0 2	4	1	0	0	0	0
1	PJ Farmer	06:30	0-1	0-1	0-0	0 0 0	0 0	0	0	1	0	0	0
30	Elliot Lowndes	08:29	1-1	0-0	0-0	0 2 2	2 0	2	0	0	2	0	0
9	Blaize Sagna	09:30	1-2	0-1	0-0	0 1 1	0 0	2	1	0	1	1	0
Team						4 2 6	1	0	1				
Totals			30-68	5-24	7-13	12 21 33	20 15	72	14	8	5	5	7

Major Fouls: Coach (TF) 2 2nd 3:21

Shooting By Period			
1st FG%	11-29	37.9%	
3PT%	3-13	23.1%	
FT%	4-5	80%	
2nd FG%	19-39	48.7%	
3PT%	2-11	18.2%	
FT%	3-8	37.5%	
GM FG%	30-68	44.1%	
3PT%	5-24	20.8%	
FT%	7-13	53.8%	

Dead Ball Rebounds: 2-0

Northern Ariz. - 79

Record: 4-2

NO.	Name	Min	FG	3P	FT	Rebounds	Fouls	TP	AS	ST	Blocks	+	-
			M-A	M-A	M-A	OR DR TOT	PF				BS	BA	
5	Zack Davidson	F 23:52	6-7	0-0	5-9	2 6 8	2 7	17	1	1	0	0	0
11	Ryan Abelman	G 35:57	7-13	4-7	2-2	0 4 4	0 1	20	2	3	2	2	0
22	Kavon Bradford	G 29:42	4-10	0-1	4-4	0 4 4	1 4	12	4	1	0	1	1
24	Isiah Shaw	G 23:19	0-3	0-1	6-8	2 2 4	3 4	6	0	3	0	0	1
44	Arne Osojnik	G 15:58	2-6	1-1	0-0	0 3 3	0 0	5	0	1	2	0	1
2	Chris Komin	23:55	0-2	0-0	0-0	0 0 0	0 0	0	0	0	1	0	2
3	Traivair Jackson	18:06	7-7	0-0	0-0	1 4 5	2 0	14	2	1	1	0	5
4	Oakland Fort	02:12	0-0	0-0	0-0	0 0 0	0 0	0	0	0	0	0	0
9	Karl Poom	17:52	2-5	0-3	1-2	0 3 3	4 3	5	3	0	0	0	0
7	Brennan Peterson	09:07	0-0	0-0	0-0	0 0 0	0 0	0	0	1	0	1	0
Team						2 4 6	0	0	0				
Totals			28-53	5-13	18-25	7 30 37	15 19	79	12	11	6	5	7

Major Fouls: NONE

		SEMO	NAU
Biggest lead	1 (1 st 18:10)	14 (2 nd 7:47)	
Best Scoring Run	6 (2 nd 5:29)	6 (1 st 12:50)	
Lead Changes	2		
Times Tied	1		
Time with Lead	00:22	37:32	

		SEMO	NAU
Points from		13	9
Turnovers		15	17
Paint		48	38
Second Chance		15	17
Fast Breaks		7	12
Bench		25	19

		SEMO	NAU
Period by Period Scoring			
1st	2nd	TOT	
29	43	72	
39	40	79	



GAME SUMMARIES

CHATTANOOGA
DECEMBER 6

GAME 8

FINAL SCORE

	1ST HALF	2ND HALF	FINAL
SEMO	38	50	88
LIPSCOMB	30	47	77

NOVEMBER 29, 2025
CAPE GIRARDEAU, MO.

CAPE GIRARDEAU, Mo. - Braxton Stacker scored a game-high 24 points as Southeast Missouri dropped an 88-77 decision to Atlantic Sun member Lipscomb.

SEMO fell behind by double-digits when Charlie Williams made a 3-pointer to put LU ahead, 29-19, with 5:11 remaining in the first half.

The Bisons went on to lead, 38-30, at the intermission.

The Redhawks used a 10-2 run to regain the lead in the second half.

Stacker made two free throws to ignite the surge and knocked down a 3-pointer to make it a one-possession game. His layup then put SEMO up, 52-51, at the 12:30 mark.

Marqueas Bell later extended the Redhawks lead to 58-53 with 9:17 to go.

Tied at 66-66, LU went on a 19-6 run to pull away for good.

Titus Sargiunas made two free throws to finish off the run that gave the Bisons an 85-72 lead with 21 seconds left.

Stacker shot 6-of-13 from the field, made three 3-pointers and

hit 9-of-11 free throws. He also grabbed six rebounds and dished out four assists.

BJ Ward followed with 19 points and Brendan Terry turned in a double-double 10 points and 10 boards.

SEMO made 23 free throws and outrebounded LU, 39-32.

LU made 11 three-pointers and was led by Mateo Esmeraldo's 22 points. Esmeraldo was one of four players in double figures for the Bisons.

The Bisons shot 50 percent (29-of-58) from the field.

Lipscomb 88, Southeast Missouri 77



Official Basketball Box Score - Final
Lipscomb at Southeast Mo. St.
11/29/25 Show Me Center, Cape Girardeau
2025-26 Men's Basketball

Game Time: 2:00 PM
Game Duration: 2:03
Attendance: 698

Officials: James Hicks, Chance Waleesen, Michael Smith Jr.

Lipscomb - 88

Record: 4-4

NO. Name	Min	FG	3P	FT	Rebounds	Fouls	TP	AS	TO	ST	Blocks	+/-
		M-A	M-A	M-A	OR DR TOT	PF FD					BS BA	
6 Or Ashkenazi	F 20:17	2-5	2-3	0-0	0 2 2	5 2	6	2	1	0	0 0	13
26 Titus Sargiunas	F 18:07	3-5	1-2	2-2	0 2 2	3 2	9	2	1	0	0 0	8
33 Charlie Williams	F 18:07	5-12	2-5	0-0	2 1 3	4 1	12	2	0	2	0 0	5
35 Grant Asman	C 32:43	0-5	0-3	3-4	2 9 11	1 3	3	7	2	0	1 1	19
1 Mateo Esmeraldo	G 38:03	7-12	1-3	7-10	1 3 4	0 6	22	5	2	4	0 0	14
7 Elihan Duncan	24:02	6-9	2-5	0-0	0 2 2	1 2	14	0	2	1	0 0	6
24 Cole Middleton	14:10	1-4	0-1	3-4	0 1 1	2 3	5	0	2	0	0 0	-8
3 Kennedy Okpara	14:17	3-4	3-3	2-4	0 3 3	2 2	11	0	1	1	1 0	0
23 Kellan Boylan	20:14	2-2	0-0	2-2	1 3 4	4 1	6	2	1	0	0 0	-2
Team					0 0 0	0 0			4			
Totals		29-58	11-25	19-26	6 26 32	22 22	88	20	16	8	2 1	11

Shooting By Period
1st FG% 14-29 48.3%
3PT% 5-12 41.7%
FT% 5-10 50%
2nd FG% 15-29 51.7%
3PT% 6-13 46.2%
FT% 14-16 87.5%
GM FG% 29-58 50.0%
GM 3PT% 11-25 44.0%
FT% 19-26 73.1%
Dead Ball Rebounds: 3, 1

Southeast Mo. St. - 77

Record: 2-6

NO. Name	Min	FG	3P	FT	Rebounds	Fouls	TP	AS	TO	ST	Blocks	+/-
		M-A	M-A	M-A	OR DR TOT	PF FD					BS BA	
15 Brendan Terry	F 23:55	5-11	0-0	0-0	4 6 10	3 2	10	0	3	0	0 0	-16
2 BJ Ward	G 30:41	7-15	1-2	4-4	1 0 1	3 3	19	2	5	0	0 1	-12
7 Landren Blocker	G 10:49	0-1	0-0	2-4	0 0 0	4 2	2	0	1	0	1 0	-8
10 Luke Almadorar	G 22:51	1-7	0-5	1-2	0 4 4	1 2	3	0	0	0	0 1	-19
44 Braxton Stacker	G 37:39	6-13	3-8	9-11	3 3 6	3 6	24	4	2	0	0 0	-8
1 PJ Farmer	06:00	0-0	0-0	0-0	0 1 1	1 0	0	1	0	0	0 0	-3
4 Troy Cole Jr.	21:00	2-5	0-2	0-0	0 1 1	3 0	4	0	2	2	0 0	4
18 David Idada	13:50	0-1	0-0	6-6	2 2 4	1 3	6	0	0	0	0 0	5
55 Marqueas Bell	25:06	4-7	0-0	1-2	2 7 9	4 2	9	1	3	0	0 0	-2
30 Elliot Lowndes	02:29	0-1	0-1	0-1	0 0 0	0 1	0	0	0	0	0 0	3
9 Blaize Sagna	05:40	0-0	0-0	0-0	0 1 1	0 0	0	0	0	0	0 0	1
Team					0 2 2	0 0			1			
Totals		25-61	4-18	23-30	12 27 39	23 21	77	8	17	2	1 2	-11

Major Fouls: Terry (F) 2 2nd 8:10 Terry (F) 1 2nd 1:22

	LIP	SEM
Biggest lead	13 (2nd 0:21)	5 (2nd 9:17)
Best Scoring Run	12 (2nd 0:21)	10 (2nd 11:30)
Lead Changes	6	
Times Tied	3	
Time with Lead	30:19	07:19

Points from	LIP	SEM
Turnovers	19	15
Paint	36	32
Second Chance	8	12
Fast Breaks	19	4
Bench	36	19

Period by Period Scoring			
	1st	2nd	TOT
LIP	38	50	88
SEM	30	47	77





CHATTANOOGA
DECEMBER 6

GAME SUMMARIES

GAME 9



CAPE GIRARDEAU, Mo. - Landren Blocker had a season-high 14 points and seven rebounds to lead Southeast Missouri to a commanding 88-57 win over St. Mary of the Woods.

SEMO led from start to finish and scored 24 points off 17 turnovers. The Redhawks dominated the Pomeroyes in every phase of the game.

SEMO pressured SMWC into committing five turnovers and scored 10 points off those miscues en route to an early 11-0 lead just over two minutes into the game.

Blocker scored six of those points and capped the early jaunt with an alleyoop dunk off a pass from BJ Ward.

Braxton Stacker knocked down a 3-pointer to run SEMO's lead to 18-2 and Troy Cole, Jr. made two free throws to put the Redhawks up, 28-8, with 13:15 left in the first half.

Stacker drained another three to stretch his team's margin to 23 (42-19) before the Redhawks took a comfortable 50-32 advantage at halftime.

SEMO began the contest by making nine-straight field goals and scored 18 of its points off 12 turnovers in the first half. The Redhawks shot 52.6 percent (20-of-38) from the field get their big lead.

In the second half, the Redhawks went ahead by 30 on a jumper by Elliot Lowndes with 4:35 to go. Lowndes' second chance 3-pointer later gave SEMO its largest lead of the night with 34 seconds on the clock.

All 13 SEMO players scored.

Blocker shot 6-of-8 from the field and made 2-of-2 free throws. He added one assist, one steal and a block, as well.

Brendan Terry followed with 13 points in 19 minutes off the bench and Stacker chipped in 10.

Marqueas Bell (9), Lowndes (8), Luke Almodovar (6), PJ Farmer (6), David Idada (6), BJ Ward (6), Trace Sadler (4), Jay Reynolds (2), Blaize Sagna (2) and Troy Cole, Jr. (2) rounded out SEMO's scorers.

As a team, the Redhawks shot 51.5 percent (35-of-68) from the floor and outscored the Pomeroyes, 15-3, at the free throw line. SEMO

man-handled SMWC with a 62-32 showing inside the paint.

Defensively, the Redhawks posted a season-best 12 steals.

Southeast Missouri 88, St. Mary of the Woods 57



Official Basketball Box Score - Final
St. Mary-Woods at Southeast Mo. St.
12/02/25 Show Me Center, Cape Girardeau
2025-26 Men's Basketball

Game Time: 6:30 PM
Game Duration: 1:35
Attendance: 1,345

Officials: Coy Gammon, Philip Cudd, Dillon Brasher

St. Mary-Woods - 57

Record: 0-1

NO.	Name	Min	FG M-A	3P M-A	FT M-A	Reb OR DR TOT	Fouls PF FO	TP	AS	ST	Blocks BS BA	+/-	
1	Taray Howell	G 15:21	3-8	0-3	0-0	0 1 1	0 1	6	1	2	1	0	-20
4	Ellis Todd	G 16:30	3-7	0-1	0-0	0 2 2	1 0	6	0	4	0	1	-20
12	Malachi Pearson	G 13:57	2-4	0-0	0-0	0 1 1	0 0	4	0	2	1	0	-17
22	Ikechi Ajukwa	G 16:09	1-7	0-0	0-0	1 1 2	2 1	2	1	1	1	0	-21
28	Thomas Girma	G 18:50	2-5	1-1	0-0	4 1 5	1 0	5	0	0	2	0	-22
0	Stanley Harley	13:30	4-7	1-3	0-0	1 1 2	1 1	9	1	2	0	0	-8
8	Christopher Owens	21:45	2-5	0-2	0-0	0 1 1	1 0	4	1	2	1	0	-13
20	DeYon Bell	23:19	2-5	0-0	0-0	5 5 5	5 0	4	1	1	0	3	-9
25	Terrance Hill	21:02	5-8	0-2	3-3	0 2 2	0 2	13	0	0	1	0	-9
30	Ahadou Ceesay	21:42	2-5	0-0	0-2	2 4 6	2 4	4	1	2	1	0	-10
3	Zayvion Baker	11:28	0-3	0-3	0-0	0 0 0	1 0	0	2	0	1	0	-5
24	Christopher Owens	06:26	0-1	0-1	0-0	0 0 0	0 0	0	0	0	0	0	-1
Team						0 0 0	0	0	1				
Totals			26-65	2-16	3-5	8 19 27	14 9	57	8	17	9	3	-31

Major Fouls: NONE

Southeast Mo. St. - 88

Record: 3-6

NO.	Name	Min	FG	3P	FT	Rebounds	Fouls	TP	AS	ST	Blocks	+/-		
			M-A	M-A	M-A	OR DR TOT	PF FO				BS BA			
18	David Idada	C 12:00	3-3	0-0	0-0	0 0 0	0 0	6	0	0	0	1	13	
2	BJ Ward	G 26:26	3-3	0-0	0-0	1 2 3	1 0	6	4	0	4	0	25	
7	Landren Blocker	G 21:36	6-8	0-1	2-2	2 5 7	1 2	14	1	2	1	1	20	
44	Braxton Stacker	G 18:27	4-6	2-4	0-0	0 1 1	1 0	10	5	1	2	0	22	
55	Marqueas Bell	G 16:42	3-6	0-1	3-4	1 2 3	0 3	9	1	2	1	0	19	
4	Troy Cole Jr.	11:07	0-1	0-1	2-2	0 0 0	1 2	2	2	1	0	0	1	
15	Brendan Terry	19:38	5-12	0-2	3-3	1 4 5	0 2	13	2	0	2	1	16	
10	Luke Almodovar	18:21	2-11	0-6	2-4	0 5 5	0 2	6	1	1	1	1	5	
1	PJ Farmer	15:35	2-6	0-3	2-2	1 1 2	0 1	6	1	1	1	0	1	
9	Blaize Sagna	12:30	1-1	0-0	0-0	2 2 4	1 0	2	0	0	0	0	12	
30	Elliot Lowndes	09:26	3-5	1-2	1-1	1 4 5	2 2	8	0	2	0	0	10	
3	Trace Sadler	08:22	2-3	0-0	0-0	0 2 2	1 0	4	0	1	0	0	2	
25	Jay Reynolds	09:50	1-3	0-2	0-0	1 0 1	1 0	2	0	0	0	0	5	
Team						0 0 0	0	0	0	0				
Totals				35-68	3-22	15-18	10 28 38	9 14	88	17	11	12	4	31

Major Fouls: NONE

	SMW	SEM
Biggest lead	0 (1 st 20:00)	31 (2 nd 0:34)
Best Scoring Run	5 (1 st 5:02)	11 (1 st 18:28)
Lead Changes	0	
Times Tied	0	
Time with Lead	00:00	39:46

	Points from Turnovers	SMW	SEM
Paint	32	62	
Second Chance	4	15	
Fast Breaks	2	24	
Bench	34	43	

