2025 Southeast Missouri FOOTBALL NOTES

OVC-Big South Champions 2010 | 2019 | 2022 | 2024 FCS Playoffs 2010 | 2018 | 2019 | 2022 | 2024

Southeast Missouri Strategic Communications // 1221 Broadway Cape Girardeau, MO 63701 // SEMORedhawks.com

SCHEDULE/RESULTS

Aug. 30	Sept. 6	Sept. 13	Sept. 20	Sept. 27	Oct. 11	Oct. 18	Oct. 25	Nov. 1	Nov. 8	Nov. 15	Nov. 22
L, 24-42	W, 30-21	L, 14-41	L, 31-59	L, 10-34	3 p.m., CT	2 p.m., CT	1:30 p.m., CT	1 p.m., CT	12:30 p.m., CT	1 p.m., CT	1 p.m., CT
Jonesboro, Ark.	Cape Girardeau, Mo.	Fargo, N.D.	Cape Girardeau, Mo.	Martin, Tenn.	Cape Girardeau, Mo.	Cape Girardeau, Mo.	Cookeville, Tenn.	Cape Girardeau, Mo.	Boiling Springs, N.C.	Macomb, Ill.	Cape Girardeau, Mo.
ESPN+	ESPN+	ESPN+	ESPN+	ESPN+	ESPN+	ESPN+	ESPN+	ESPN+	ESPN+	ESPN+	ESPN+

GAME 6

Tennessee State
1-4, 0-2 OVC-Big South

Southeast Missouri
1-4, 0-1 OVC-Big South

Saturday, October 11, 2025 / 3 p.m., CT
Cape Girardeau, Mo.

Tennessee State Tigers
- **Head Coach** ... Reggie Barlow
- **Record at TSU** ... 1-4, 0-2 OVC-Big South
- **Overall Record** ... 1-4

Southeast Missouri Redhawks
- **Head Coach** ... Tom Matukewicz
- **Record at SEMO** ... 64-67, 47-33 OVC-Big South
- **Overall Record** ... 65-67

Game Information
- **Facility** ... Houck Field (8,000)
- **Surface** ... Field Turf
- **Video** ... ESPN+
- **Radio** ... Real Rock 99.3 FM
- **Series Record** ... TSU leads, 16-15
- **Last Meeting** ... TSU 28, SEMO 21 | 11/23/24
- **Last Meeting in Cape Girardeau** ... SEMO 47, TSU 14 9/25/21

FOLLOW THE REDHAWKS

Video: ESPN+
- **Play-by-Play** ... Erik Sean
- **Analyst** ... Rick Wieser
- **Online** ... Plus.ESPN.com
- **Mobile App** ... ESPN

Redhawks Radio Network
- **Play-by-Play** ... Erik Sean
- **Analyst** ... Rick Wieser
- **Flagship Station** ... Real Rock 99.3 FM
- **Listen Online** ... SEMORedhawks.com

Live Stats
SEMORedhawks.com

Social Media
- **X** ... @SEMOFootball
- **Hashtag** ... #FeelinRowdy
- **Instagram** ... @SEMORedhawks | @SEMOFootball
- **Facebook** ... SEMORedhawks | SEMOFootball

STRATEGIC COMMUNICATIONS

Jeff Honza ... **Associate AD / Football Contact**
- **Office** ... (573) 651-2933
- **Cell** ... (618) 528-1145
- **Email** ... jhonza@semo.edu/redhawk1@me.com

Website ... SEMORedhawks.com

Southeast Missouri or **SEMO**
is the preferred reference for Southeast Missouri State University athletic teams. Southeastern Missouri State is **NOT** an acceptable reference.

Back in Action
- Southeast Missouri (1-4, 0-1) returns to action to host Tennessee State (1-4, 0-2) Saturday. Kickoff is set for 3 p.m., CT at Houck Field.
- SEMO begins a two-game home stand against TSU. The Redhawks welcome Eastern Illinois during their Homecoming on Oct. 18.
- The Redhawks were idle for their bye weekend on Oct. 4.
- Saturday marks SEMO's first day game at Houck Field this year.
- The rest of the Redhawks home matchups will be afternoon contests, as well.
- SEMO is 1-1 at home this season with a 30-20 win over North Alabama (Sept. 6) and a 59-31 loss to Southern Illinois (Sept. 20).

Series History
- Tennessee State holds a slight 16-15 edge in the all-time series against Southeast Missouri.
- SEMO has won five the last six meetings between the teams.
- The Redhawks are 6-3 against the Tigers with Tom Matukewicz as their head coach.
- TSU defeated SEMO, 28-21, during a one-score game in Nashville a year ago (Nov. 23).

OVC-Big South Home-Openers
- Southeast Missouri welcomes Tennessee State for its Ohio Valley Conference-Big South home-opener.
- SEMO is 14-19 all-time in OVC-Big South home-openers.
- The Redhawks won nine of 11 conference home-openers under Head Coach Tom Matukewicz.

Redhawks Drop OVC-Big South Opener at UT Martin
- The Redhawks started Ohio Valley Conference-Big South Association play with a 34-10 loss at UT Martin (Sept. 27).
- Southeast Missouri was limited to just 30 rushing yards and had two turnovers in the contest.
- Starting and backup quarterbacks Jax Leatherwood and Patrick Heitert each left the game with knee injuries.
- Leatherwood exited the game late in the first quarter following a roughing the passer penalty and Heitert left the game with under seven minutes remaining in the third quarter.
- Neither Leatherwood or Heitert returned.

TENNESSEE STATE
OCTOBER 11

QUICK FACTS

Location	Cape Girardeau, Mo.
Founded	1873
Enrollment	8,454
Nickname	Redhawks
Colors	Red & Black
Affiliation	NCAA Division I (FCS)
Conference	OVC-Big South
President	Dr. Brad Hodson
V.P. for Intercollegiate Athletics	Brady Barke
Football Office Phone	(573) 651-2110
Stadium (Capacity)	Houck Field (8,000)
Year First Constructed	1930
Surface	Field Turf
First Year of Football	1904
First Year of Division I (FCS)	1991
OVC Championships (Years)	4 (2010, 2019, 2022, 2024)
NCAA FCS Playoff Berths (Years)	5 (2010, 2018, 2019, 2022, 2024)
2024 Record	9-4
Home	5-1
Away	3-3
Neutral	1-0
OVC-Big South Record/Finish	6-2/t1st
Basic Offensive Set	Multiple/Spread
Basic Defensive Set	Pro Style 3-4
Starters Returning/Lost	12/10
Offense	6/5
Defense	6/5
Specialists Returning/Lost	0/3

2025 TOP-25 POLLS (AS OF OCT. 6)

AFCA/Hudl Coaches	Stats Perform Media
1. North Dakota State	1. North Dakota State
2. South Dakota State	2. South Dakota State
3. Tarleton State	3. Tarleton State
4. Montana	4. Montana
5. Montana State	5. Montana State
6. UC Davis	6. UC Davis
7. Tennessee Tech	7. Lehigh
8. Lehigh	8. Southern Illinois
9. Southern Illinois	9. Illinois State
10. Illinois State	10. Tennessee Tech
11. Monmouth	11. Idaho
12. North Dakota	12. Monmouth
13. Idaho	13. North Dakota
14. Jackson State	14. Northern Arizona
15. Austin Peay	15. Jackson State
16. Northern Arizona	16. Austin Peay
17. Villanova	17. Rhode Island
18. Rhode Island	18. Villanova
19. Mercer	19. Abilene Christian
20. Youngstown State	20. Lamar
t21. Abilene Christian	21. West Georgia
t21. West Georgia	22. Harvard
23. Presbyterian	23. South Dakota
24. Lamar	24. Presbyterian
25. Harvard	25. Mercer

STATS COMPARISON

Tennessee State (1-4, 0-2 OVC-Big South)

Team Statistics	TSU	OPP
Points Per Game	12.6	33.8
First Downs	72	101
Rushing Yards Per Game	91.4	168.6
Passing Yards Per Game	157.4	215.6
Total Yards Per Game	248.8	384.2
Fumbles-Lost	12-5	7-4
Penalty Yards Per Game	62.2	64.0
Time of Possession	28:37	31:23

Southeast Missouri (1-4, 0-1 OVC-Big South)

Team Statistics	SEMO	OPP
Points Per Game	21.8	39.4
First Downs	104	117
Rushing Yards Per Game	97.8	230.8
Passing Yards Per Game	256.2	284.0
Total Yards Per Game	354.0	514.8
Fumbles-Lost	5-4	6-1
Penalty Yards Per Game	58.2	57.0
Time of Possession	29:25	30:35

First Career Start for Dutkovich

- Cole Dutkovich made his first career start at inside linebacker at UT Martin (Sept. 27).
- Dutkovich finished with eight tackles, including three solo against the Skyhawks.
- A transfer from College of DuPage, Dutkovich ranks fourth on the team with 21 tackles through five games and one start this year.

Quarterback Update

- Starting and backup quarterbacks Jax Leatherwood and Patrick Heitert are out due to injuries.
- Leatherwood is expected to miss four to six weeks with a knee injury and Heitert is out several weeks with a knee injury.

Short-Handed Redhawks

- Southeast Missouri currently has five starters out with various injuries.
- Defensive lineman Nasim Cairo (ankle), outside linebacker McCoy Casey (foot), quarterback Jax Leatherwood (knee), inside linebacker Jared Pedraza (pectoral) and wide receiver Anthony Westervelt (ankle) are in that group.

Weber or Sherrod will Start Saturday

- Redshirt-freshman Johnny Weber or junior JD Sherrod will start under center for the Redhawks against Tennessee State.
- Weber finished Southeast Missouri's OVC-Big South opener at UT Martin (Sept. 27) after starter Jax Leatherwood and backup Patrick Heitert left the game with knee injuries.
- He completed 9-of-18 passes for 87 yards against the Skyhawks.
- Sherrod transferred to SEMO from Kent State. He played in two games there in 2024 before suffering a season-ending achilles injury.
- Before that, Sherrod redshirted at Troy University.

Conference Success

- Since 2018, Southeast Missouri has put together a record of 35-14 in conference games.
- During that span, SEMO won three league titles (2019, 2022, 2024) and made the FCS Playoffs four times (2018, 2019, 2022, 2024).
- The Redhawks finished with winning conference records six times and a .500 league record once in the last seven seasons.

Strong Start for Leatherwood

- Jax Leatherwood was off to a strong start as Southeast Missouri's first-year starting quarterback.
- Leatherwood completed 99-of-151 passes for 1,113 yards and seven touchdowns through five starts before his injury at UT Martin (Sept. 27).
- He threw for a season-high 422 yards against #11 Southern Illinois (Sept. 20).
- Leatherwood ranks fourth in the OVC-Big South in total offense (224.2 ypg), fourth in total offense touchdowns (9), third in passing yards (1,113) and passing average (222.6 ypg) second in pass attempts (151) and fourth in pass efficiency (140.1).

100-Yard Receivers

- Kalvin Gilbert and Cam Pedro each went over 100 receiving yards against Southern Illinois (Sept. 20).
- Gilbert finished with 125 yards on seven catches and Pedro had 105 yards and one touchdown on eight receptions.
- It was Gilbert's first 100-yard receiving game of his career.
- For Pedro, it was his third 100-yard game as a Redhawk.

Big Performance

- Jax Leatherwood's 422 passing yards against Southern Illinois (Sept. 20) marked the third-most in a single game in Southeast Missouri's program history.
- Leatherwood's 422 yards rank behind Paxton DeLaurent (567 yards, vs. Illinois State

on Nov. 30, 2024) and Jack Tomco (429 yards, at UT Martin on Oct. 12, 2002).

Sellout Crowd

- Longtime rivals Southeast Missouri and Southern Illinois played front of a sold out crowd of 8,050 at Houck Field on Sept. 20.
- It marked SEMO's fifth home sellout against SIU in program history.
- The 59 points scored by the Salukis were the most scored by either team in the series which includes 93 meetings between the teams since 1909.

Pedro Among National Leaders

- Cam Pedro, who has caught a touchdown pass in three of five starts this season, ranks 48th in the Football Championship Subdivision with three receiving touchdowns.
- Pedro also ranks 39th nationally with five receptions per game.
- For the year, Pedro has 25 receptions for 316 yards as Southeast Missouri's leading receiver.

Red Zone Offense

- Southeast Missouri leads the Football Championship in red zone offense four games into its 2025 campaign.
- SEMO has scored on all 11 of its opportunities in the red zone thus far.
- The Redhawks scored 61 of their 109 points inside the 20-yard line.
- Additionally, SEMO has not turned the ball over in the red zone in 15 of its last 16 games dating back to last season.

Leading Tackler

- Safety Landon Sylvie leads the Redhawks with 49 tackles this season.
- Sylvie became the first Redhawk to reach double-digit tackles when he posted a career-high 12 at Arkansas State (Aug. 30).
- He followed that up with eight tackles the following week vs. North Alabama (Sept. 6), nine at #1 North Dakota State (Sept. 13), nine vs. #11 Southern Illinois (Sept. 20) and 11 at UT Martin (Sept. 27).
- Sylvie was SEMO's leading tackler in all five games this season.
- He ranks 15th in the Football Championship Subdivision and first in the OVC-Big South with 9.8 tackle per game.

An Experience to Build On

- Southeast Missouri's first-ever trip to Fargo, North Dakota resulted in a 41-14 setback against #1 North Dakota State (Sept. 13).
- SEMO became the first team to score a touchdown against the Bison through three games this season.
- Kalvin Gilbert scored his first career touchdown on a 65-yard reception to tie the game with 10:37 left to play in the first quarter.
- Payton Brown then dove into the end zone for his first touchdown of the season with 4:38 remaining in the second quarter.
- The Redhawk defense held NDSU to just 2-of-10 on third down.
- NDSU was the first #1 ranked Football Championship Subdivision opponent SEMO faced since 2021 (Sam Houston). The Redhawks dropped to 0-6 all-time against #1 ranked opponents in their program history.

Gilbert and Davis Make First Career Starts

- Wide receiver Kalvin Gilbert and inside linebacker Jayden Davis made their first career starts at #1 North Dakota State (Sept. 13).
- Gilbert, in his first FCS Division I start, caught two passes for 67 yards and a touchdown to lead the Redhawks.
- He scored his first career TD on a 65-yard reception early in the opening quarter.
- Davis tallied five tackles, including four solo. He was also in on a tackle for loss.

2025 OVC-BIG SOUTH STANDINGS (AS OF OCT. 5)

School	OVC-Big South	Pct.	Overall	Pct.	Home	Away	Neutral	Streak
Tennessee Tech	2-0	1.000	5-0	1.000	4-0	1-0	0-0	W5
Eastern Illinois	2-0	1.000	3-2	.600	2-1	1-1	0-0	W2
Gardner-Webb	1-0	1.000	3-2	.600	2-0	1-2	0-0	W1
Lindenwood	2-0	1.000	3-3	.500	2-0	1-3	0-0	W1
UT Martin	1-1	.500	1-5	.167	1-1	0-4	0-0	L1
Southeast Missouri	**0-1**	**.000**	**1-4**	**.200**	**1-1**	**0-3**	**0-0**	**L3**
Tennessee State	0-2	.000	1-4	.200	1-3	0-1	0-0	L4
Charleston Southern	0-2	.000	1-5	.167	1-1	0-4	0-0	L1
Western Illinois	0-2	.000	1-5	.167	1-1	0-4	0-0	L3

-

TENNESSEE STATE
OCTOBER 11

Redhawks Third in 2025 OVC-Big South Preseason Poll

- Southeast Missouri was picked third in the 2025 OVC-Big South Association Preseason Poll.
- SEMO accumulated 53 points and two first-place votes in the balloting by the Association's head coaches.
- Tennessee Tech was tabbed this year's preseason favorite with five first-place votes.

2025 OVC-BIG SOUTH PRESEASON POLL

School	First-Place Votes	Pts.
Tennessee Tech	5	57
UT Martin	2	56
Southeast Missouri	**2**	**53**
Lindenwood	-	39
Western Illinois	-	30
Eastern Illinois	-	24
Gardner-Webb	-	24
Tennessee State	-	23
Charleston Southern	-	18

OVC-Big South Games (CT)

Saturday, October 11

Gardner-Webb at Eastern Illinois, 2 p.m., CT
Western Illinois at UT Martin, 2 p.m., CT
Tennessee State at Southeast Missouri, 3 p.m., CT
Tennessee Tech at Charleston Southern, 3 p.m., CT

TENNESSEE STATE
OCTOBER 11

Redhawks Pick Up First Win

- Southeast Missouri earned its first win of the season when it beat North Alabama, 30-21, in its home-opener on Sept. 6.
- SEMO fell behind, 7-0, early but scored 30-straight points to pull away from the Lions.
- UNA made a late push by scoring two touchdowns in the final five minutes, but it wasn't enough.
- SEMO improved to 8-4 in home-openers under Head Coach Tom Matukewicz.
- The victory also marked the Redhawks fifth-straight home-opening win.

Pedro Clears 1,000 Receiving Yards

- Cam Pedro went over 1,000 receiving yards in his Southeast Missouri career when he finished with four receptions for 82 yards and a touchdown vs. North Alabama (Sept. 6).
- Pedro scored on a 55-yard reception in the third quarter to surpass the 1,000-yard mark.
- He had 71 yards after the catch against the Lions.
- Pedro has caught 109 passes for 1,213 yards and seven touchdowns as a Redhawk.

Leatherwood and Keller Earn OVC-Big South Weekly Honors

- Quarterback Jax Leatherwood and kicker Justin Keller earned Ohio Valley Conference-Big South Offensive Player and Specialist of the Week honors, respectively, on Sept. 8.
- Leatherwood completed 21-of-33 passes for 225 yards and two touchdowns, and ran for another score vs. North Alabama (Sept. 6).
- Keller scored 12 points on a perfect 3-of-3 field goals and 3-of-3 extra points against the Lions.
- [a] It is the first OVC-Big South weekly honors for the Redhawks this year.

Fourth Down Stops

- Southeast Missouri's defense has stopped opponents five times on fourth down through five games this season.
- SEMO recorded three of those stops in its win over North Alabama (Sept. 6).
- Opponents are 3-of-8 on fourth down against the Redhawks defense.

First Pick for a Dollar

- Inside linebacker Slade Dollar recorded Southeast Missouri's first interception of the season.
- Dollar intercepted Ari Patu's pass in the second quarter vs. North Alabama (Sept. 6).
- It marked the second interception of his career.

Takeaway Time

- Southeast Missouri had a takeaway in two of its first five games this season.
- Jeremy Walton forced a fumble and Nasim Cairo recovered in the third quarter at Arkansas State (Aug. 30) and Slade Dollar intercepted a pass in the second quarter vs. North Alabama (Sept. 6).
- SEMO has forced a turnover in 11 of its last 18 games dating back to last season.

Kicking Strong

- Kicker Justin Keller is Southeast Missouri's top scorer with 31 points.
- Keller, a transfer from Coastal Carolina, is in his first season as the Redhawks starting kicker.
- He scored a season-best 12 points on 3-of-3 field goals and 3-of-3 extra points vs. North Alabama (Sept. 6).
- For the season, he is 6-of-8 on field goals and a perfect 13-of-13 on PATs.
- Keller is 25th in the FCS with 1.20 field goals per game. He ranks third in the OVC-Big South with six field goals made.

Net Worth

- Southeast Missouri ranks fifth in the FCS in net punting with a 42.1 average.
- First-year starting punter Ryan Kingston is third in the OVC-Big South and 22nd in the nation in punting with an average of 43.5 yards per punt.
- Kingston dropped eight of his punts inside the 20-yard line. Four of his punts traveled 50 or more yards, including a season-long 56-yard punt at #1 North Dakota State (Sept. 13).

About Tennessee State

- Tennessee State carries a four-game losing streak to Cape Girardeau this weekend.
- TSU is 1-4 overall and 0-2 in the OVC-Big South under first-year Head Coach Reggie Barlow.
- The Tigers are last in the league in scoring offense with just 12.6 points per game.
- TSU scored just seven touchdowns in its first five games this season.

Respectable Showing

- Southeast Missouri started and finished strong in its matchup with Arkansas State (Aug. 30).
- SEMO scored on its first two drives with Brandon Epton, Jr. running eight yards for a game-tying touchdown with 9:18 remaining in the first quarter.
- Justin Keller's first career field goal split the uprights from 40 yards out on the Redhawks next possession giving SEMO a 10-7 edge with 14:03 left in the second quarter.
- Late in the game, Jax Leatherwood threw a pair of fourth-quarter touchdowns, including a 60-yard strike to Donnie Cheers and 31-yard pass to Cam Pedro.
- Those two scores came in the final eight minutes of the contest.

SEMO Debuts

- Twenty-four players saw their first action at Southeast Missouri against Arkansas State (Aug. 30).
- Ryan Kingston, Trel Riley, Kam Robinson, Angel Munoz, David Jones, Jax Leatherwood, Bryson Burns, Kalvin Gilbert, Cole Dutkovich, Cyler Christmas, Jamauri Chislom, Justin Keller, Ian Williams, Wesley Dabbs, Brock Bruner, Robert Dover, Zane Coon, Demoni Taylor, Sam Reynolds, Chris Farrell, Kobe Williams, Wilbert Phillips, Ashton Jones and Timothy Maxson were among that group.
- Leatherwood, Farrell, Chislom, Phillips and Christmas made their first career starts.

Cheers for Donnie

- Donnie Cheers led Southeast Missouri with four catches for 96 yards and a touchdown in his first start of the 2025 season at Arkansas State (Aug. 30).
- Cheers caught a 60-yard touchdown pass with 7:51 remaining in the fourth quarter for his first score of the year.
- It was the longest reception of his career.

Redhawks Third in OVC-Big South Preseason Poll

- Southeast Missouri was picked third in the 2025 Ohio Valley Conference-Big South Preseason Poll.
- SEMO, which tallied 53 points and two first-place votes, was picked behind Tennessee Tech (57 pts., 5 first-place votes) and UT Martin (56 pts., 2 first-place votes).
- Lindenwood (39 pts.), Western Illinois (30 pts.), Eastern Illinois (24 pts.), Gardner-Webb (24 pts.), Tennessee State (23 pts.) and Charleston Southern (18 pts.) completed the poll.

- SEMO finished the 2024 campaign at 9-4 overall and 6-2 in OVC-Big South action. The Redhawks were one of four teams that shared the conference title along with UTM, TTU and Tennessee State. SEMO, however, claimed the league's automatic berth to the FCS Playoffs.

Year 121

- The 121st year of Southeast Missouri football begins when the Redhawks travel to Arkansas State Saturday.
- SEMO enters its 35th year at the NCAA Division I Football Championship Subdivision (FCS) level.
- The Redhawks joined the FCS in 1991 and are 153-237 all-time in their NCAA Division I era.

Championship Culture

- Southeast Missouri won its second OVC-Big South title in three years during the 2024 campaign.
- It marked SEMO's fourth conference title in program history.
- SEMO also secured the league's automatic berth and advanced to the Football Championship Subdivision Playoffs for the fifth time.
- The Redhawks won three OVC-Big South championships (2019, 2022, 2024) and made the FCS Playoffs on four occasions (2018, 2019, 2022, 2024) under Head Coach Tom Matukewicz.
- Overall, SEMO's Department of Athletics has won an unprecedented 37 conference championships since the start of the 2019-20 season.
- Every sport won at least one OVC title in that stretch.
- In 2024-25 alone, SEMO won a combined seven OVC championships. That total was more than the number of conference titles won by any two schools in the league combined.
- Additionally, SEMO claimed the OVC Commissioner's Cup for the third time in five years.

\

Leatherwood is Eighth Transfer Quarterback in Matukewicz Era

- Jax Leatherwood is the eighth transfer quarterback to start for the Redhawks with Tom Matukewicz as head coach.
- He started 11 games at San Diego Mesa College as a redshirt-freshman in 2024. Leatherwood completed 210-of-377 passes for 2,472 yards and 26 touchdowns, averaging 224.7 passing yards per start.
- Prior to San Diego Mesa, Leatherwood redshirted as a true freshman at Nevada.
- At 6'8" and 253 pounds, Leatherwood is the tallest quarterback in SEMO football history.
- The tallest quarterback in NCAA Division I history was Nate Cox (6'9") who played at Nevada from 2017-22.
- Kyle Snyder (Ohio University, 2014), Tay Bender (Iowa Western CC, 2015), Jesse Hoskett (East Central CC, 2016-17), Daniel Santacaterina (Northern Illinois, 2018-19), Andrew Bunch (Nebraska, 2021 spring), CJ Ogbonna (Hutchinson CC, 2021 fall) and Paxton DeLaurent (Central Methodist, 2022-24) are SEMO's other transfer starting quarterbacks with Matukewicz at the helm.

Program Milestone in Reach

- Southeast Missouri is two wins away from reaching 500 in its football program history.
- SEMO's football program began in 1904 and moved to the NCAA Division I Football Championship Subdivision in 1991.
- The school's all-time program record stands at 498-565-36.

Casey Earns Preseason All-America Honors

- Outside linebacker McCoy Casey is Southeast Missouri's only Preseason All-American ahead of the 2025 campaign.
- Casey landed a spot on both the FCS Football Central and Phil Steele All-America teams.
- He recorded a team-high 11 tackles for loss and ranked second with five sacks in his first year at SEMO last season. Casey was SEMO's fourth-leading tackler with 61 stops in 12 starts.
- Casey garnered Second-Team All-OVC-Big South honors, as well.

Returning Starters

- Southeast Missouri returns 12 starters, including six on offense and six on defense.
- Wide receiver Cam Pedro and outside linebacker McCoy Casey are the Redhawks returning All-OVC-Big South performers. Both claimed second-team honors last season.
- Tight end Andrew Civey, running back

TENNESSEE STATE
OCTOBER 11

Brandon Epton, Jr. and offensive linemen Rashad Turner, Yusef Sanogo-Kendrick and Jalen Nettles are SEMO's other returning starters on offense.
Nettles was limited to just three starts due to injury.
- Defensively, outside linebacker Jeremy Walton, cornerback Justus Johnson and linemen Nasim Cairo, Sam Keeper and Steven Lewis are back. Johnson joins Casey as SEMO's All-OVC-Big South picks back on defense.

Key Losses

- The Redhawks lost six All-Americans from their 2024 OVC-Big South championship team.
- Bryce Norman (ILB), Paxton DeLaurent (QB), Kobe Sixkiller (OL), Carter Guillaume (OL), Dorian Anderson (WR) and DC Pippin (K) earned that distinction.
- Norman, the 2024 OVC-Big South Defensive Player of the Year, became the first player in program history to lead the team in tackles four-straight seasons. He finished with 409 tackles at the number two spot on SEMO's all-time career tackles list.
- DeLaurent, the 2024 OVC-Big South Offensive Player of the Year, started the last three seasons at quarterback. He left SEMO as the school's all-time career leader in passing yards (8,563), completions (737), attempts (1,209), touchdown passes (63), passing yards per game (285.4) and total offense (9,022 yds).
- Pippin led the FCS in field goals per game a year ago.

Roster Breakdown

- Southeast Missouri's 2025 roster consists of 29 seniors, three graduates, 24 juniors, 12 sophomores and 36 freshmen.
- The freshmen class is SEMO's largest since 2022 (43).

TENNESSEE STATE
OCTOBER 11

Matukewicz in 12th Year

- Tom Matukewicz, the third-longest tenured head coach in Southeast Missouri football history, is in his 12th year.
- Matukewicz has led SEMO to program records in OVC-Big South championships (3), NCAA FCS Playoff appearances (4), nine-win seasons (4), victories over ranked FCS opponents (9) and OVC-Big South wins (47).
- He is 64-67 overall and 47-33 in conference games with the most overall and league victories of any head coach in the school's NCAA Division I era.
- Matukewicz's 12-year tenure is behind Kenneth Knox (16 years, 1952-67), Abe Stuber (15 years, 1932-46) and J.F. Corleux (15 years, 1915-29).

2025 Schedule

- Southeast Missouri will play a 12-game schedule with six home dates in 2025.
- SEMO's non-league slate is headlined by a trip to reigning FCS National Champion North Dakota State (Sept. 13).
- The Redhawks face the Bison for the first time. NDSU won its 10th national title in 2024. All of its national championships have come since 2011.
- SEMO also takes on FBS foe Arkansas State (Aug. 30), North Alabama (Sept. 6) and preseason ranked #20 Southern Illinois (Sept. 20) before conference action.
- The Redhawks open their eight-game OVC-Big South slate at UT Martin (Sept. 27).
- SEMO edged UTM, 45-42, in a double overtime slugfest that featured 87 combined points, 12 touchdowns, five lead changes, five ties, three 100-yard receivers, one 100-yard rusher, two 250-yard passers and one single game school record a year ago.
- The rest of SEMO's OVC-Big South road games include trips to Tennessee Tech (Oct. 25), Gardner-Webb (Nov. 8) and Western Illinois (Nov. 15).
- The Redhawks OVC-Big South home games include Tennessee State (Oct. 11), Eastern Illinois (Oct. 18), Charleston Southern (Nov. 1) and Lindenwood (Nov. 22).

Staff Additions

- Southeast Missouri has four first-year coaches on its football staff this season.
- John Holt was hired as offensive coordinator, Bobby McMillen joined the staff as inside linebackers coach, Chase Johnson took over as recruiting coordinator and nickelbacks coach and Jon Clark was hired as cornerbacks coach.
- Holt spent the 2024 season as head coach, offensive coordinator and quarterbacks coach at Lakewood High School. Before that, he worked as the offensive line coach at Georgia State from 2022-23. Other coaching stops for Holt include Western Carolina (2012-20) and Appalachian State (2008-11).
- McMillen was previously co-defensive coordinator and inside linebackers coach at Utah State (2024). He worked two years as linebackers coach at New Mexico State (2022-23), as well.
- Johnson was special teams coordinator at Pittsburg State in 2024. He spent three years as an assistant coach at Northeastern Oklahoma A&M before that.
- Clark worked the 2024 campaign as associate head coach and secondary coach at Southwestern Oklahoma State. Prior to that, he was defensive coordinator at Northwestern Oklahoma State in 2023.

Winning Seasons

- Southeast Missouri has put together four winning seasons with Tom Matukewicz as its head coach.
- SEMO posted winning records under Matukewicz in 2018 (9-4), 2019 (9-4), 2022 (9-3) and 2024 (9-4).
- The Redhawks have accumulated seven or more wins in a season a total of seven times in their NCAA Division I era.
- In all, SEMO has seven winning seasons in the program's NCAA Division I FCS tenure.

Redhawks in the NFL

- Two former Southeast Missouri football players are currently on active NFL rosters.
- Defensive back Mike Ford is with the Atlanta Falcons and wide receiver Ryan Flournoy is with the Dallas Cowboys.
- Wide receiver Kristian Wilkerson is on the Buffalo Bills practice squad.
- Flournoy was selected by the Cowboys in the sixth round of the 2024 NFL Draft.
- Flournoy and Wilkerson played against each other in a NFL preseason game on Aug. 17, 2024. Flournoy caught his first touchdown pass in that contest.
- Flournoy made his NFL debut against the Pittsburgh Steelers on Sunday Night Football Oct. 6, 2024.
- Former SEMO offensive lineman Dan Connolly played eight seasons with the New England Patriots and helped the Patriots win Super Bowl XLIX over the Seattle Seahawks in his final season. Connolly holds the longest kick return by an offensive lineman in an NFL game with a 71-yard return against the Green Bay Packers on Dec. 19, 2010. Connolly weighed 313 pounds at the time of his record return.
- Center Eugene Amano won the Rimington Award at Southeast Missouri and was a seventh round draft pick of the Tennessee Titans in 2004. Amano played nine seasons with the Titans and made 31 starts on the offensive line from 2004-12.
- Jon Gruden spent one season as SEMO's quarterbacks coach in 1988. Gruden was head coach of Tampa Bay when the Buccaneers won their Super Bowl title. He was also the head coach of the Las Vegas Raiders. Currently, Gruden is employed by Barstool Sports.
- Marty Mornhinweg was the Redhawks offensive coordinator and quarterbacks coach from 1989-90. Mornhinweg was head coach of the Detroit Lions from 2001-02 and finished his career as a senior offensive consultant with the Philadelphia Eagles in 2020.

TENNESSEE STATE
OCTOBER 11

TENNESSEE STATE
OCTOBER 11

MEDIA INFORMATION

Strategic Communications
The Southeast Missouri Strategic Communications Office is always willing to assist the media with their coverage of Redhawk football. All media and credential requests should be made to Associate Director of Athletics Jeff Honza. Should you need any information, feel free to call anytime, day or night. Honza can be reached at (573) 651-2933 (work) or (618) 528-1145 (mobile).

In-Season Interview Policy
All of Southeast Missouri's football student-athletes and coaches will be available to the media throughout the 2025 season. Interviews should be arranged through the Southeast Missouri Strategic Communications Office. Interviews with players and coaches will be conducted either by phone or in-person after practice on Tuesdays and Wednesdays during the season. Please let the Strategic Communications Office know at least 24 hours in advance so interview arrangements can be made. Practices generally run from 8-10 a.m. during the season.

Credentials
Credentials are required for all media at Houck Field. To request season or single-game credentials, please contact Jeff Honza in the Southeast Missouri Strategic Communications Office by phone at (573) 651-2933 or email at redhawk1@me.com/jhonza@semo.edu. Credentials can be picked up at the will call area located at the south side of Houck Field. Southeast Missouri follows the guidelines set forth by the NCAA governing the issuance of credentials. Credentials will be issued to accredited sports writers of daily and weekly newspapers. Photo credentials will be issued to accredited members of the photo media working for newspapers and television stations. All credential requests should come from sports editors, directors or anchors. Any unauthorized use of credentials will result in revocation of credentials issued by Southeast Missouri State University and credential requests will not be honored for future SEMO athletic events.

SEMORedhawks.com
Southeast Missouri's official athletics website, SEMORedhawks.com, is updated daily and information on all 15 sports is available. Complete schedules, results, coaches and player bios, and other information can be accessed.

Postgame Interviews
The Southeast Missouri Strategic Communications staff will make student-athletes available to the media at the conclusion of each game. Postgame press conferences will be held in the Holcomb Success Center across Bellevue Street. Coach Matukewicz's first postgame responsibility after meeting with the team is his live radio show.

Photographers
Please observe NCAA regulations and shoot from the designated areas assigned at Houck Field. Photographers are not permitted to shoot in the official team areas (20-yard line to 20-yardline). Photographers must display their credentials at all times and shoot from behind the bold red line outside the team areas.

Redhawks on ESPN+
The Ohio Valley Conference and ESPN have a media rights agreement, which includes a minimum of 600 conference events on ESPN+, the multi-sport, direct-to-consumer subscription streaming service from The Walt Disney Company Direct-to-Consumer & International segment and ESPN. All of Southeast Missouri's home games and Big South-OVC games air live on ESPN+. ESPN+ offers fans thousands of additional live events, on-demand content and original programming not available on ESPN's linear TV or digital networks. ESPN+ is an integrated part of the completely redesigned ESPN App. ESPN+ is also available through ESPN.com.

Redhawks Radio Network
All Southeast Missouri football games will be broadcast live on the radio at Real Rock 99.3 FM (KCGQ) and online at SEMORedhawks.com. Erik Sean returns for his 26th year as the "Voice of the Redhawks." Sean is the Director of Sports Operations for Mississippi River Radio's eight radio stations in Cape Girardeau. Sean will be assisted by SEMO Hall of Fame quarterback Rick Wieser (analyst) at all home games.

Radio Network Affiliates
Real Rock 99.3 FM (KCGQ) (Flagship)
ESPN 93.5 FM (K228FX)
ESPN 1220 AM (KGIR)
ESPN 1470 AM (KMAL)

Big South-OVC Content Gathering Sessions
Zoom sessions with all Ohio Valley Conference and Big South Head Football Coaches will be conducted each week beginning Aug. 25. The sessions will be on Tuesdays during the season. Southeast Missouri's Tom Matukewicz will be on the call from 11:20-11:30 a.m., CT every week. If you have questions or need more information, contact Kyle Schwartz at (615) 690-6685 or kschwartz@ovc.org.

Join Zoom Meeting: https://us02web.zoom.us/j/88538262469?pwd=FVk6dDMxYzk0iaso-P2ujjt4EKs3LN1.1

Media Platform
While the south grandstand of Houck Field was rebuilt in 2023, permanent press facilities are scheduled for the next phase of the Houck Multipurpose Complex project. Until the next phase is complete, a 8-by-40 foot structure will provide space for media ane essential personnel on game days. The platform is only temporary and was planned so as not to affect permanent facilities currently anticipated for a future phase of the Houck Multipurpose project.

Live Stats
StatBroadcast Live is the exclusive live statistics platform of Southeast Missouri football. Live stats can be accessed at **Statb.us/l/SEMO**.

MEDIA INFORMATION

TENNESSEE STATE
OCTOBER 11

OCTOBER | **GAME WEEK MEDIA SCHEDULE**

6	7	8	9	10	11
Radio Show 12-1 p.m., CT Wings Etc. (Jackson)	Practice 8-10 a.m., CT Houck Field (Interviews After) OVC-Big South Content Gathering Session 11:20 a.m., CT	Practice 8-10 a.m., CT Houck Field (Interviews After)	No Interview Availability	No Interview Availability	vs. Tennessee State 3 p.m., CT

2025 SEMO FOOTBALL RADIO SHOW SCHEDULE

August 25	Wings Etc. (Cape Girardeau)	12-1 p.m.
September 8	Wings Etc. (Cape Girardeau)	12-1 p.m.
September 15	Wings Etc. (Jackson)	12-1 p.m.
September 22	Wings Etc. (Cape Girardeau)	12-1 p.m.
September 29	Wings Etc. (Cape Girardeau)	12-1 p.m.
October 6	Wings Etc. (Jackson)	12-1 p.m.
October 13	Wings Etc. (Cape Girardeau)	12-1 p.m.
October 20	Wings Etc. (Cape Girardeau)	12-1 p.m.
October 27	Wings Etc. (Jackson)	12-1 p.m.
November 3	Wings Etc. (Cape Girardeau)	12-1 p.m.
November 10	Wings Etc. (Cape Girardeau)	12-1 p.m.
November 17	Wings Etc. (Jackson)	12-1 p.m.

All shows broadcast live on SEMO ESPN 93.5 FM & 1220 AM
Dates Subject to Change

ESPN SOUTHEAST MISSOURI 93.5 FM 1220 AM

WINGS ETC. GRILL & PUB

#FEELINROWDY

TENNESSEE STATE
OCTOBER 11

NUMERICAL ROSTER

No.	Name	Pos.	Ht.	Wt.	Cl.	Hometown/Last School
0	Cam Pedro	WR	6-0	182	Jr.	Suwanee, Ga./Marshall
0	Ryan Kingston	P	6-6	223	Sr.	South Bend, Ind./Eastern Michigan
1	Trel Riley	CB	6-1	178	Sr.	Princeton, Ky./Trinity Valley CC
2	Kam Robinson	WR	5-11	180	Sr.	White Hall, Ark./Central Arkansas
2	Isaac Brown	CB	6-2	192	Fr.	Union, Ky./Cooper
3	Brandon Epton, Jr.	RB	6-0	198	Sr.	Dallas, Texas/Hutchinson CC
4	McCoy Casey	OLB	6-2	244	Sr.	Houston, Texas/Trinity Valley CC
4	Johnny Weber	QB	6-5	213	R-Fr.	Kenosha, Wis./Carmel Catholic
5	Latrell Neville	WR	6-2	210	Jr.	New Orleans, La./New Mexico State
6	Angel Munoz	S	6-0	184	Jr.	El Paso, Texas/New Mexico State
7	David Jones	CB	5-11	187	Jr.	Baton Rouge, La./Grambling State
8	Trey Lisle	OLB	6-7	246	R-Fr.	Fayetteville, Ark./Fayetteville
9	Adrian Patterson	CB	6-0	181	Sr.	Wichita, Kan./Coffeyville CC
10	Slade Dollar	ILB	6-2	227	Sr.	Naples, Fla./Naples
10	Gibson Fager	QB	6-3	207	Fr.	Murphysboro, Ill./Murphysboro
11	Patrick Heitert	QB	6-0	200	Sr.	St. Louis, Mo./Christian Brothers College
11	Jared Pedraza	ILB	6-0	236	Gr.	Franklin, Texas/Northwestern State
12	Jax Leatherwood	QB	6-8	253	Jr.	San Diego, Calif./San Diego Mesa
12	Brandon Wilson	CB	6-2	185	Fr.	Overland Park, Kan./Shawnee Mission West
13	Latrevion Thompson	OLB	6-2	237	Sr.	Kennett, Mo./Kennett
13	JD Sherrod	QB	6-0	207	Jr.	Memphis, Tenn./Kent State
14	Amare Townsend	S	5-11	181	Jr.	Louisville, Ky./DuPont Manual
15	Cole Ruble	RB	5-10	195	Jr.	Imperial, Mo./Seckman
16	Jeremy Walton	OLB	6-1	253	Sr.	Gurnee, Ill./Trinity International
18	Justus Johnson	CB	6-1	187	Sr.	St. Louis, Mo./Murray State
18	Jeremiah Santel	WR	6-3	186	Jr.	Miramar, Fla./Lane College
19	Bryson Burns	WR	6-1	183	Jr.	Clarksville, Tenn./Missouri S&T
20	Tahj Summey	S	5-11	192	Gr.	Herndon, Va./VMI
21	Kalvin Gilbert	WR	6-4	181	So.	Jacksonville, Fla./Independence CC
22	Payton Brown	RB	6-1	228	So.	Hillsboro, Mo./Hillsboro
23	DJ Delmore	S	6-0	187	Jr.	Baton Rouge, La./Woodlawn
24	JaQori Williams	S	6-0	197	Sr.	Montgomery, Ala./Dodge City CC
25	Cole Dutkovich	ILB	6-1	228	R-So.	Naperville, Ill./College of DuPage
26	Jayden Smitherman	S	5-9	172	Fr.	Brentwood, Tenn./Ravenwood
27	Blaine Anderson	S	5-11	186	Gr.	West Palm Beach, Fla./Valdosta State
27	Trent Shelton	Wr	6-4	206	R-Fr.	St. Louis, Mo./Gateway Stem
28	Cyler Christmas	S	5-11	192	Jr.	St. James, La./Coffeyville CC
29	Temidayo Odugbemi	ILB	6-1	235	Jr.	Dallas, Ga./Paulding County
29	Keodrick Sherrod	RB	5-10	210	Fr.	Sikeston, Mo./Quincy University
30	Judd Cunningham	LS	6-0	211	Sr.	Farmington, Mo./Farmington
31	Malik Orsan	K/P	6-0	215	Fr.	St. Louis, Mo./Mary Institute & Country Day
32	Alijah Cota	ILB	6-1	228	So.	Manteca, Calif/Modesto JC
33	Jamauri Chislom	TE	6-1	268	Sr.	Jackson Gap, Ala./Memphis
34	Landon Sylvie	S	5-10	177	So.	Shreveport, La./Calvary Baptist Academy
35	Khalik Boothe	CB	5-11	192	So.	Batesville, Miss./South Panola
36	Brandon Brigham	RB	6-0	212	R-Fr.	Flossmoor, Ill./Homewood-Flossmoor
37	Pervis Brunson	CB	5-10	184	So.	Skokie, Ill./McKendree College
38	Simarion Hughes	S	5-11	185	R-Fr.	Danville, Va./Johnson C. Smith Univ.
39	Justin Keller	K	6-0	185	Sr.	Shawnee Mission, Kan./Coastal Carolina
41	Najai Watson	S	5-10	163	So.	Murfreesboro, Tenn./Kentucky Wesleyan
42	CJ Uhl	TE	6-6	235	Fr.	Republic, Mo./Republic
43	Nolan Reed	TE	6-3	249	Sr.	Bonne Terre, Mo./North County
44	Jamarion Smith	RB	5-11	207	R-Fr.	Portageville, Mo./Portageville
45	Andrew Civey	TE	6-4	239	Jr.	Bonne Terre, Mo./North County
46	Ian Williams	ILB	5-11	229	Fr.	Mayfield, Ky./Mayfield
47	Wesley Dabbs	TE	6-6	236	R-Fr.	Memphis, Tenn./Briarcrest
48	Brock Bruner	ILB	6-0	209	Fr.	Fair Grove, Mo./Fair Grove
50	Jalen Nettles	OL	6-4	325	Sr.	Canton, Miss./UAB
51	Robert Dover	OLB	6-3	220	R-Fr.	Mountain Home, Ark./Mountain Home
52	Jeremiah Cunningham	P	6-0	212	R-Fr.	Festus, Mo./Missouri State
53	Michael Cardilli	ILB	6-0	218	Jr.	Mokena, Ill./Western Illinois
54	Jayden Davis	ILB	5-11	218	So.	Alabaster, Ala./Thompson
55	Nasim Cairo	DL	6-2	272	Sr.	Edwardsville, Ill./Edwardsville
56	Zane Coon	OL	6-1	295	R-Fr.	Jackson, Mo./Jackson
57	Jackson Marx	LS	6-1	220	Sr.	Rock Island, Ill./UMass
59	Davarious Nunley	ILB	5-10	202	R-Fr.	Cape Girardeau, Mo./Central
60	Demoni Taylor	OL	6-4	265	So.	Radcliff, Ky./Kentucky State
61	Sam Reynolds	OL	6-0	292	So.	Lucas, Texas/Southwestern Okla. State
63	Zach Hudson	OL	6-5	316	Jr.	Imperial, Mo./Seckman
64	Brady Curl	OL	6-1	285	R-Fr.	Canton, Ga./North Greenville University
65	Hudson Brewer	OL	6-2	310	Fr.	Arnold, Mo./De Smet Jesuit
66	Patton Leib	OL	6-2	256	Fr.	Belleville, Ill./Althoff Catholic
68	Jacob Cox	OL	6-3	298	Sr.	Amory, Miss./Delta State
70	Ethan Hatton	OL	6-1	300	Jr.	Memphis, Tenn./Lausanne Coll. School
71	Chris Farrell	OL	6-4	307	Jr.	Lisle, Ill./Kent State
72	Mike Cunningham	OL	6-2	297	Fr.	Chesterfield, Mo./De Smet Jesuit
73	Trey Gibbs	OL	6-3	286	Sr.	Jenks, Okla./Northeastern Okla. A&M
74	Hayden Volz	OL	6-0	307	Fr.	Ewardsville, Ill./Edwardsville
75	Kobe Williams	OL	6-2	289	Gr.	Bixby, Okla./Grambling State
76	Wilbert Phillips	OL	6-4	325	Jr.	Jefferson City, Mo./Missouri Southern
77	Rashad Turner	OL	6-5	329	Sr.	St. Louis, Mo./Carnahan
78	Yusef Sanogo-Kendrick	OL	6-4	310	So	Henderson, Ky./Henderson County
79	Chase O'Neal	OL	6-1	320	Fr.	Poplar Bluff, Mo./Poplar Bluff
80	Adrian Fox	WR	6-3	205	R-Fr.	Jackson, Mo./Jackson
81	Donnie Cheers	WR	6-1	192	Jr.	Marion, Ark./Marion
82	Demetrion Cannon	WR	6-1	200	Jr.	St. Louis, Mo./De Smet Jesuit
83	Jack Clinkenbeard	WR	5-11	195	Sr.	Springfield, Mo./Glendale
84	Anthony Westervelt	WR	6-2	202	Jr.	Imperial, Mo./Seckman
85	Colin Griffin	WR	6-2	224	Fr.	St. Louis, Mo./Parkway North
86	Jobe Bryant	WR	5-10	185	Fr.	Park Hills, Mo./Park Hills Central
87	Cooper Falconite	WR	5-11	182	Fr.	Paducah, Ky./McCracken County
88	Kierrie Conley	WR	5-11	177	Sr.	Stockbridge, Ga./Jackson State
89	Khylen Harris-Norman	WR	5-11	183	Fr.	Atlanta, Ga./B.E.S.T. Academy
90	Tavarious Elliott	DL	5-10	305	Fr.	Memphis, Tenn./Whitehaven
91	Jehchys Brown	DL	6-2	290	Jr.	Centralia, Ill./Centralia
92	Adam Camphor	DL	6-1	315	Fr.	Merrillville, Ind./Merrillville
93	Ashton Jones	DL	6-2	277	R-Fr.	Louisville, Ky./St. Xavier
94	Eli Clausen	OLB	6-4	230	R-Fr.	Tucson, Ariz./Tanque Verde
95	Sam Keeper	DL	6-0	271	Sr.	St. Louis, Mo./Cardinal Ritter
96	Nick Allen	OLB	6-3	235	Fr.	Lebanon, Mo./Lebanon
97	Caleb Webb	DL	5-11	280	Sr.	Memphis, Tenn./Cordova
98	Timothy Maxson	DL	6-1	277	R-Fr.	New Orleans, La./De La Salle
99	Steven Lewis	DL	6-1	297	Sr.	Pontiac, Ill./Pontiac

Head Coach

Tom Matukewicz (12th Year)

Assistant Coaches

John Holt (Offensive Coordinator/Quarterbacks); Ricky Coon (Defensive Coordinator/Defensive Line); Luke Berblinger (Tight Ends/Specialists); Bobby McMillen (Inside Linebackers); Lucas Orchard (Offensive Line); Quin Jones (Outside Linebackers); Desmond Noird (Wide Receivers); Cade Brister (Running Backs); Todd Drury (Safeties); Chase Johnson (Recruiting Coordinator/Nickelbacks); Jon Clark (Cornerbacks)

Additional Football Staff

Brett Blackman (Director of Operations); Ethan Heifner (Defensive Quality Control); Wes Piersall (Director of Sports Performance); Josh Whipple (Graduate Assistant Operations); Conner Justus (Graduate Assistant Offense); Evan Schweers (Video Coordinator)

Pronunciations

Jehchys Brown ..... jeh-KYE-us
Nasim Cairo ..... na-seem KYE-row
Andrew Civey ..... siv-ee
Kierrie Conley ..... KEY-air-EE
Cole Dutkovich ..... do-KO-vich
Gibson Fager ..... fay-GERR
Patton Leib ..... leeb
Temidayo Odugbemi ..... tem-EE-dye-OH oh-DO-bem-EE
Yusef Sanogo-Kendrick ..... YOU-seff
JD Sherrod ..... SURE-odd
Keodrick Sherrod ..... KEY-oh-drick

Squad Breakdown

Total Squad Members 103
Seniors (Graduates) 28 (3)
Juniors 24
Sophomores 12
Freshmen 36

ALPHABETICAL ROSTER

TENNESSEE STATE
OCTOBER 11

No.	Name	Pos.	Ht.	Wt.	Cl.	Hometown/Last School
96	Nick Allen	OLB	6-3	235	Fr.	Lebanon, Mo./Lebanon
27	Blaine Anderson	S	5-11	186	Gr.	West Palm Beach, Fla./Valdosta State
35	Khalik Boothe	CB	5-11	192	So.	Batesville, Miss./South Panola
65	Hudson Brewer	OL	6-2	310	Fr.	Arnold, Mo./De Smet Jesuit
36	Brandon Brigham	RB	6-0	212	R-Fr.	Flossmoor, Ill./Homewood-Flossmoor
2	Isaac Brown	CB	6-2	192	Fr.	Union, Ky./Cooper
91	Jehchys Brown	DL	6-2	290	Jr.	Centralia, Ill./Centralia
22	Payton Brown	RB	6-1	228	So.	Hillsboro, Mo./Hillsboro
48	Brock Bruner	ILB	6-0	209	Fr.	Fair Grove, Mo./Fair Grove
37	Pervis Brunson	CB	5-10	184	So.	Skokie, Ill./McKendree College
86	Jobe Bryant	WR	5-10	185	Fr.	Park Hills, Mo./Park Hills Central
19	Bryson Burns	WR	6-1	183	Jr.	Clarksville, Tenn./Missouri S&T
55	Nasim Cairo	DL	6-2	272	Sr.	Edwardsville, Ill./Edwardsville
92	Adam Camphor	DL	6-1	315	Fr.	Merrillville, Ind./Merrillville
82	Demetrion Cannon	WR	6-1	200	Jr.	St. Louis, Mo./De Smet Jesuit
53	Michael Cardilli	ILB	6-0	218	Jr.	Mokena, Ill./Western Illinois
4	McCoy Casey	OLB	6-2	244	Sr.	Houston, Texas/Trinity Valley CC
81	Donnie Cheers	WR	6-1	192	Jr.	Marion, Ark./Marion
33	Jamauri Chislom	TE	6-1	268	Sr.	Jackson Gap, Ala./Memphis
28	Cyler Christmas	S	5-11	192	Jr.	St. James, La./Coffeyville CC
45	Andrew Civey	TE	6-4	239	Jr.	Bonne Terre, Mo./North County
94	Eli Clausen	OLB	6-4	230	R-Fr.	Tucson, Ariz./Tanque Verde
83	Jack Clinkenbeard	WR	5-11	195	Sr.	Springfield, Mo./Glendale
88	Kierrie Conley	WR	5-11	177	Sr.	Stockbridge, Ga./Jackson State
56	Zane Coon	OL	6-1	295	R-Fr.	Jackson, Mo./Jackson
32	Alijah Cota	ILB	6-1	228	So.	Manteca, Calif/Modesto JC
68	Jacob Cox	OL	6-3	298	Sr.	Amory, Miss./Delta State
52	Jeremiah Cunningham	P	6-0	212	R-Fr.	Festus, Mo./Missouri State
30	Judd Cunningham	LS	6-0	211	Sr.	Farmington, Mo./Farmington
72	Mike Cunningham	OL	6-2	297	Fr.	Chesterfield, Mo./De Smet Jesuit
64	Brady Curl	OL	6-1	285	R-Fr.	Canton, Ga./North Greenville University
47	Wesley Dabbs	TE	6-6	236	R-Fr.	Memphis, Tenn./Briarcrest
54	Jayden Davis	ILB	5-11	218	So.	Alabaster, Ala./Thompson
23	DJ Delmore	S	6-0	187	Jr.	Baton Rouge, La./Woodlawn
10	Slade Dollar	ILB	6-2	227	Sr.	Naples, Fla./Naples
51	Robert Dover	OLB	6-3	220	R-Fr.	Mountain Home, Ark./Mountain Home
25	Cole Dutkovich	ILB	6-1	228	R-So.	Naperville, Ill./College of DuPage
90	Tavarious Elliott	DL	5-10	305	Fr.	Memphis, Tenn./Whitehaven
3	Brandon Epton, Jr.	RB	6-0	198	Sr.	Dallas, Texas/Hutchinson CC
10	Gibson Fager	QB	6-3	207	Fr.	Murphysboro, Ill./Murphysboro
87	Cooper Falconite	WR	5-11	182	Fr.	Paducah, Ky./McCracken County
71	Chris Farrell	OL	6-4	307	Jr.	Lisle, Ill./Kent State
80	Adrian Fox	WR	6-3	205	R-Fr.	Jackson, Mo./Jackson
73	Trey Gibbs	OL	6-3	286	Sr.	Jenks, Okla./Northeastern Okla. A&M
21	Kalvin Gilbert	WR	6-4	181	So.	Jacksonville, Fla./Independence CC
85	Colin Griffin	WR	6-2	224	Fr.	St. Louis, Mo./Parkway North
89	Khylen Harris-Norman	WR	5-11	183	Fr.	Atlanta, Ga./B.E.S.T. Academy
70	Ethan Hatton	OL	6-1	300	Jr.	Memphis, Tenn./Lausanne Coll. School
11	Patrick Heitert	QB	6-0	200	Sr.	St. Louis, Mo./Christian Brothers College
63	Zach Hudson	OL	6-5	316	Jr.	Imperial, Mo./Seckman
38	Simarion Hughes	S	5-11	185	R-Fr.	Danville, Va./Johnson C. Smith Univ.
18	Justus Johnson	CB	6-1	187	Sr.	St. Louis, Mo./Murray State
93	Ashton Jones	DL	6-2	277	R-Fr.	Louisville, Ky./St. Xavier
7	David Jones	CB	5-11	187	Jr.	Baton Rouge, La./Grambling State
95	Sam Keeper	DL	6-0	271	Sr.	St. Louis, Mo./Cardinal Ritter
39	Justin Keller	K	6-0	185	Sr.	Shawnee Mission, Kan./Coastal Carolina
0	Ryan Kingston	P	6-6	223	Sr.	South Bend, Ind./Eastern Michigan
12	Jax Leatherwood	QB	6-8	253	Jr.	San Diego, Calif./San Diego Mesa
66	Patton Leib	OL	6-2	256	Fr.	Belleville, Ill./Althoff Catholic
99	Steven Lewis	DL	6-1	297	Sr.	Pontiac, Ill./Pontiac
8	Trey Lisle	OLB	6-7	246	R-Fr.	Fayetteville, Ark./Fayetteville
57	Jackson Marx	LS	6-1	220	Sr.	Rock Island, Ill./UMass
98	Timothy Maxson	DL	6-1	277	R-Fr.	New Orleans, La./De La Salle
6	Angel Munoz	S	6-0	184	Jr.	El Paso, Texas/New Mexico State
50	Jalen Nettles	OL	6-4	325	Sr.	Canton, Miss./UAB
5	Latrell Neville	WR	6-2	210	Jr.	New Orleans, La./New Mexico State
59	Davarious Nunley	ILB	5-10	202	R-Fr.	Cape Girardeau, Mo./Central
29	Temidayo Odugbemi	ILB	6-1	235	Jr.	Dallas, Ga./Paulding County
79	Chase O'Neal	OL	6-1	320	Fr.	Poplar Bluff, Mo./Poplar Bluff
31	Malik Orsan	K/P	6-0	215	Fr.	St. Louis, Mo./Mary Institute & Country Day
9	Adrian Patterson	CB	6-0	181	Sr.	Wichita, Kan./Coffeyville CC
11	Jared Pedraza	ILB	6-0	236	Gr.	Franklin, Texas/Northwestern State
0	Cam Pedro	WR	6-0	182	Jr.	Suwanee, Ga./Marshall
76	Wilbert Phillips	OL	6-4	325	Jr.	Jefferson City, Mo./Missouri Southern
43	Nolan Reed	TE	6-3	249	Sr.	Bonne Terre, Mo./North County
61	Sam Reynolds	OL	6-0	292	So.	Lucas, Texas/Southwestern Okla. State
1	Trel Riley	CB	6-1	178	Sr.	Princeton, Ky./Trinity Valley CC
2	Kam Robinson	WR	5-11	180	Sr.	White Hall, Ark./Central Arkansas
15	Cole Ruble	RB	5-10	195	Jr.	Imperial, Mo./Seckman
78	Yusef Sanogo-Kendrick	OL	6-4	310	So	Henderson, Ky./Henderson County
18	Jeremiah Santel	WR	6-3	186	Jr.	Miramar, Fla./Lane College
27	Trent Shelton	Wr	6-4	206	R-Fr.	St. Louis, Mo./Gateway Stem
13	JD Sherrod	QB	6-0	207	Jr.	Memphis, Tenn./Kent State
29	Keodrick Sherrod	RB	5-10	210	Fr.	Sikeston, Mo./Quincy University
44	Jamarion Smith	RB	5-11	207	R-Fr.	Portageville, Mo./Portageville
26	Jayden Smitherman	S	5-9	172	Fr.	Brentwood, Tenn./Ravenwood
20	Tahj Summey	S	5-11	192	Gr.	Herndon, Va./VMI
34	Landon Sylvie	S	5-10	177	So.	Shreveport, La./Calvary Baptist Academy
60	Demoni Taylor	OL	6-4	265	So.	Radcliff, Ky./Kentucky State
13	Latrevion Thompson	OLB	6-2	237	Sr.	Kennett, Mo./Kennett
14	Amare Townsend	S	5-11	181	Jr.	Louisville, Ky./DuPont Manual
77	Rashad Turner	OL	6-5	329	Sr.	St. Louis, Mo./Carnahan
42	CJ Uhl	TE	6-6	235	Fr.	Republic, Mo./Republic
74	Hayden Volz	OL	6-0	307	Fr.	Ewardsville, Ill./Edwardsville
16	Jeremy Walton	OLB	6-1	253	Sr.	Gurnee, Ill./Trinity International
41	Najai Watson	S	5-10	163	So.	Murfreesboro, Tenn./Kentucky Wesleyan
97	Caleb Webb	DL	5-11	280	Sr.	Memphis, Tenn./Cordova
4	Johnny Weber	QB	6-5	213	R-Fr.	Kenosha, Wis./Carmel Catholic
84	Anthony Westervelt	WR	6-2	202	Jr.	Imperial, Mo./Seckman
46	Ian Williams	ILB	5-11	229	Fr.	Mayfield, Ky./Mayfield
24	JaQori Williams	S	6-0	197	Sr.	Montgomery, Ala./Dodge City CC
75	Kobe Williams	OL	6-2	289	Gr.	Bixby, Okla./Grambling State
12	Brandon Wilson	CB	6-2	185	Fr.	Overland Park, Kan./Shawnee Mission West

Head Coach

Tom Matukewicz (12th Year)

Assistant Coaches

John Holt (Offensive Coordinator/Quarterbacks); Ricky Coon (Defensive Coordinator/Defensive Line); Luke Berblinger (Tight Ends/Specialists); Bobby McMillen (Inside Linebackers); Lucas Orchard (Offensive Line); Quin Jones (Outside Linebackers); Desmond Noird (Wide Receivers); Cade Brister (Running Backs); Todd Drury (Safeties); Chase Johnson (Recruiting Coordinator/Nickelbacks); Jon Clark (Cornerbacks)

Additional Football Staff

Brett Blackman (Director of Operations); Ethan Heifner (Defensive Quality Control); Wes Piersall (Director of Sports Performance); Josh Whipple (Graduate Assistant Operations); Conner Justus (Graduate Assistant Offense); Evan Schweers (Video Coordinator)

Pronunciations

Jehchys Brown	jeh-KYE-us
Nasim Cairo	na-seem KYE-row
Andrew Civey	siv-ee
Kierrie Conley	KEY-air-EE
Cole Dutkovich	do-KO-vich
Gibson Fager	fay-GERR
Patton Leib	leeb
Temidayo Odugbemi	tem-EE-dye-OH oh-DO-bem-EE
Yusef Sanogo-Kendrick	YOU-seff
JD Sherrod	SURE-odd
Keodrick Sherrod	KEY-oh-drick

Squad Breakdown

Total Squad Members	103
Seniors (Graduates)	28 (3)
Juniors	24
Sophomores	12
Freshmen	36

TENNESSEE STATE
OCTOBER 11

TENNESSEE STATE GAME TWO-DEEP

Offense

Left Tackle
60 Demoni Taylor // 6-4 // 265 // So. // Radcliff, Ky. (Kentucky State)
75 Kobe Williams // 6-2 // 289 // Sr. // Bixby, Okla. (Grambling State)

Left Guard
50 Jalen Nettles // 6-4 // 325 // Sr. // Canton, Miss. (UAB)
73 Trey Gibbs // 6-3 // 286 // Sr. // Jenks, Okla. (Northeastern Oklahoma A&M)

Center
71 Chris Farrell // 6-4 // 307 // Jr. // Lisle, Ill. (Kent State)
61 Sam Reynolds // 6-0 // 292 // So. // Lucas, Texas (Southwestern Okla. State)

Right Guard
78 Yusef Sanogo-Kendrick // 6-4 // 310 // So. // Henderson, Ky. (Henderson H.S.)
65 Hudson Brewer // 6-2 // 310 // Fr. // Arnold, Mo. (De Smet Jesuit H.S.)

Right Tackle
76 Wilbert Phillips // 6-4 // 325 // Jr. // Jefferson City, Mo. (Missouri Southern)
77 Rashad Turner // 6-5 // 329 // Sr. // St. Louis, Mo. (Carnahan H.S.)

Tight End
33 Jamauri Chislom // 6-1 // 268 // Sr. // Jackson Gap, Ala. (Memphis)
45 Andrew Civey // 6-4 // 239 // Jr. // Bonne Terre, Mo. (North County H.S.)

Quarterback
4 Johnny Weber // 6-5 // 213 // R-Fr. // Kenosha, Wis. (Carmel Catholic H.S.) - *OR* -
13 JD Sherrod // 6-0 // 207 // Jr. // Memphis, Tenn. (Kent State)
10 Gibson Fager // 6-3 // 207 // Fr. // Murphysboro, Ill. (Murphysboro H.S.)

Tailback
3 Brandon Epton, Jr. // 6-0 // 198 // Sr. // Dallas, Texas (Hutchinson CC)
22 Payton Brown // 6-1 // 228 // So. // Hillsboro, Mo, (Hillsboro H.S.)

Wide Receiver
21 Kalvin Gilbert // 6-4 // 181 // So. // Jacksonville, Fla. (Independence CC)
89 Khylen Harris-Norman // 5-11 // 183 // Fr. // Atlanta, Ga. (Best Academy)

Wide Receiver
81 Donnie Cheers // 6-1 // 192 // Jr. // Marion, Ark. (Marion H.S.)
19 Bryson Burns // 6-1 // 183 // Jr. // Clarksville, Tenn. (Missouri S&T)

Wide Receiver
0 Cam Pedro // 6-0 // 182 // Jr. // Lawrenceville, Ga. (Marshall)
89 Khylen Harris-Norman // 5-11 // 183 // Fr. // Atlanta, Ga. (Best Academy)

Defense

Defensive Tackle
95 Sam Keeper // 6-0 // 271 // Sr. // St. Louis, Mo. (Cardinal Ritter H.S.)
98 Timothy Maxson // 6-1 // 277 // R-Fr. // New Orleans, La. (De La Salle H.S.)

Nose Tackle
99 Steven Lewis // 6-1 // 297 // Sr. // Pontiac, Ill. (Pontiac H.S.)
97 Caleb Webb // 5-11 // 280 // Sr. // Memphis, Tenn. (Cordova H.S.)

Defensive Tackle
99 Steven Lewis // 6-1 // 297 // Sr. // Pontiac, Ill. (Pontiac H.S.)
93 Ashton Jones // 6-2 // 277 // R-Fr. // Louisville, Ky. (St. Xavier H.S.)

Outside Linebacker (Rush)
16 Jeremy Walton // 6-1 // 253 // Sr. // Gurnee, Ill. (Trinity International)
8 Trey Lisle // 6-7 // 246 // R-Fr. // Fayetteville, Ark. (Fayetteville H.S.)

Linebacker (Mike)
10 Slade Dollar // 6-2 // 227 // Sr. // Naples, Fla. (Naples H.S.)
29 Temidayo Odugbemi // 6-1 // 235 // Jr. // Dallas, Ga. (Paulding County H.S.)

Linebacker (Will)
25 Cole Dutkovich // 6-1 // 228 // Jr. // Naperville, Ill. (College of DuPage)
54 Jayden Davis // 5-11 // 218 // So. // Alabaster, Ala. (Thompson H.S.)

Outside Linebacker (Star)
13 Latrevion Thompson // 6-2 // 237 // Sr. // Kennett, Mo. (Kennett H.S.)
8 Trey Lisle // 6-7 // 246 // R-Fr. // Fayetteville, Ark. (Fayetteville H.S.)

Nickelback
6 Angel Muñoz // 6-0 // 184 // Jr. // El Paso, Texas (New Mexico State)
23 DJ Delmore // 6-0 // 187 // Jr. // Baton Rouge, La. (Woodlawn H.S.)

Left Cornerback
18 Justus Johnson // 6-1 // 187 // Sr. // St. Louis, Mo. (Murray State)
1 Trel Riley // 6-1 // 178 // Sr. // Princeton, Ky. (Trinity Valley CC)

Safety
34 Landon Sylvie // 5-10 // 177 // So. // Shreveport, La. (Cavary Baptist Academy)
23 DJ Delmore // 6-0 // 187 // Jr. // Baton Rouge, La. (Woodlawn H.S.)

Safety
14 Amare Townsend // 5-11 // 181 // Jr. // Louisville, Ky. (DuPont Manual)
28 Cyler Christmas // 5-11 // 192 // Jr. // St. James, La. (Coffeyville CC)

Right Cornerback
9 Adrian Patterson // 6-0 // 181 // Sr. // Wichita, Kan. (Coffeyville CC)
7 David Jones // 5-11 // 187 // Jr. // Baton Rouge, La. (Grambling State)

Special Teams

Placekicker
39 Justin Keller // 6-0 // 185 // Sr. // Shawnee Mission, Kan. (Coastal Carolina)
31 Malik Orsan // 6-0 // 215 // Fr. // St. Louis, Mo. (Mary Institute & Country Day)

Kickoffs
39 Justin Keller // 6-0 // 185 // Sr. // Shawnee Mission, Kan. (Coastal Carolina)
31 Malik Orsan // 6-0 // 215 // Fr. // St. Louis, Mo. (Mary Institute & Country Day)

Punter
0 Ryan Kingston // 6-6 // 223 // Sr. // South Bend, Ind. (Eastern Michigan)
52 Jeremiah Cunningham // 6-0 // 212 // R-Fr. // Festus, Mo. (Missouri State)

Long Snapper/Short Snapper
30 Judd Cunningham // 6-0 // 211 // Sr. // Farmington, Mo. (Farmington H.S.)
57 Jackson Marx // 6-1 // 220 // Sr. // Rock Island, Ill. (UMass)

Holder
0 Ryan Kingston // 6-6 // 223 // Sr. // South Bend, Ind. (Eastern Michigan)

Punt Returns
0 Cam Pedro // 6-0 // 182 // Jr. // Suwanee, Ga. (Marshall)
15 Cole Ruble // 5-10 // 195 // Jr. // Imperial, Mo. (Seckman H.S.)

Kickoff Returns
15 Cole Ruble // 5-10 // 195 // Jr. // Imperial, Mo. (Seckman H.S.)
7 David Jones // 5-11 // 187 // Jr. // Baton Rouge, La. (Grambling State)

HOUCK FIELD

TENNESSEE STATE
OCTOBER 11

Phase One Complete

- Phase One of the Houck Project officially opened for the start of Southeast Missouri's 2023 football season.
- The Southeast Missouri State University Board of Governors took bold action to begin the first phase of construction for a new Houck Field on Sept. 24, 2021.
- Phase One included demolition of the original south grandstand structure and construction of a new south sideline, construction and replacement of the south sideline and grandstand of Houck Field as well as new seating, turf replacement, concession stands, restrooms, ADA access and associated HVAC, mechanical and other systems work.
- The original structure of Houck Field stood for 91 years before demolition following the 2021 season.
- Ground was broken for Phase One of the project on Sept. 6, 2022 with construction work done by Fager-McGee Commercial Construction.

Future Phases

- Future phases of the Houck Project will include construction of a new central ticketing office and press box with working and premium seating areas.
- The North sideline, where the walls of the limestone quarry will create a one-of-a-kind setting and fan experience that is uniquely Southeast Missouri, will be complete with its own concessions, restrooms and fan amenities.
- The full Houck Project will offer not only improved athletic facilities but also needed academic spaces, spaces for sports medicine and athletic training, football operations and premium seating areas for gameday.

More than a Stadium

- With its prominent location on Broadway Street, Houck Field welcomes everyone who visits SEMO and its historic riverfront district.
- Houck Field is the doorstep to downtown Cape Girardeau and the front porch of the Southeast Missouri campus.
- Once complete, a reimagined Houck Field will be a statement of a stronger, healthier university and be a shining jewel to anchor the downtown area.
- A new Houck Field will bring more visitors to the Southeast Missouri community and kindle new opportunities for local businesses.



TENNESSEE STATE
OCTOBER 11

HEAD COACH TOM MATUKEWICZ

12th Year
Fort Hays State, 1997

Tom Matukewicz

Matukewicz File

Hometown: Silver Lake, Kan.
Birthdate: August 5, 1973
Alma Mater: Fort Hays State, 1997
Education: B.S. Physical Education (Fort Hays State); Master's in Administration (Pittsburg State)
Date Hired: December 18, 2013
Family: Wife - Lenna; Daughters - Georgia, Shelby

Brick-by-Brick

Love, Effort, Attitude and Discipline (L.E.A.D.) are the pillars of Tom Matukewicz's process-driven Southeast Missouri football program which is earning its place in the national spotlight. Matukewicz is in his 12th year as the Redhawks head coach. His commitment to excellence and Brick-by-Brick mantra have the Redhawks soaring.

Championship Culture

Matukewicz guided his teams to three Big OVC-Big South titles (2019, 2022, 2024), four NCAA Football Championship Subdivision Playoff appearances (2018, 2019, 2022, 2024) and the school's only FCS Playoff win (2018). All those marks are program bests.

Nine-Win Seasons

Southeast Missouri finished with nine wins in a season a total of four times under Matukewicz. SEMO went 9-4 in 2018, 2019 and 2024, and 9-3 in 2022.

Brickyard Wins

Tom Matukewicz has a program record nine wins over ranked FCS opponents. Each win over a ranked opponent is deemed a "Brickyard Win." The Brickyard is an area in SEMO's locker room where all victories over ranked FBS or FCS opponents are permanently displayed.

- Southeast Missouri 24, #3 Southeastern La. 23 (Sept. 20, 2014)
- Southeast Missouri 28, #20 Tennessee State 21 (Oct. 4, 2014)
- Southeast Missouri 21, #13 Eastern Illinois 14 (Oct. 1, 2016)
- Southeast Missouri 37, #4 Jacksonville State 14 (Oct. 19, 2018)
- Southeast Missouri 28, #15 Stony Brook 14 (Nov. 24, 2018)
- Southeast Missouri 24, #14 Jacksonville State 21 (Oct. 19, 2019)
- Southeast Missouri 31, #8 UT Martin 14 (Nov. 20, 2021)
- Southeast Missouri 34, #17 Southern Illinois 31 (Sept. 10, 2022)
- Southeast Missouri 38, #7 Southern Illinois 21 (Sept. 21, 2024)

Career Notables

- 80 All-OVC-Big South Selections (46 First-Team; 34 Second-Team).
- 64 wins, most among SEMO head coaches in the NCAA Division I era.
- 47 Big South-OVC wins, most among SEMO head coaches.
- 43 weeks in FCS Top-25 Polls (Either Stats Perform or AFCA Coaches).
- 26 wins from 2018-2021 are most by any senior class in program history.
- 16 All-Americans.
- #6 ranking during the 2024 season is the highest ranking in either the Stats Perform Media or AFCA Coaches Top-25 in program history.
- 5 consecutive winning conference records (2018-2022), only time in program history that has been done.
- 4 wins against ranked Top-10 opponents.
- 4 nine-win seasons.
- 3 NFL Draft picks (Kendall Donnerson, Drew Forbes, Ryan Flournoy).
- 3 Big South-OVC Offensive Players of the Year (Marquis Terry, 2018; Geno Hess, 2022; Paxton DeLaurent, 2024).
- 2 OVC-Big South Defensive Players of the Year (Zach Hall, 2018; Bryce Norman, 2024).
- 2 Roy Kidd OVC Coach of the Year awards (2018, 2022).
- 1 Buck Buchanan Award-Winner (Zach Hall, 2018), only Buck Buchanan Award recipient in program history.
- 1 OVC Male Athlete of the Year (Geno Hess, 2022-23).
- 1 Athletic Directors Association Defensive Player of the Year (Zach Hall, 2018).
- 2018 team led the FCS in turnover margin (+1.85), turnovers gained (36), interceptions (23), blocked punts allowed (0) and fumbles lost (1).
- On October 19, 2019, SEMO upended then-#14 Jacksonville State on the road becoming the first team to beat JSU in Jacksonville, Alabama in the program's NCAA Division I FCS era. The Redhawks ended JSU's 36-game winning streak in OVC play and 32-game winning streak in home regular-season contests.

Coaching Experience

- 31st year overall, 12th at Southeast Missouri
- 1995-96 - Defensive Line/Special Teams, Fort Hays State
- 1997-98 - Offensive Tackles/Tight Ends, Pittsburg State
- 1999 - Offensive Tackles/Tight Ends, Coffeyville CC
- 2000 - Defensive Line, Emporia State
- 2001-07 - Linebackers/Run Game Coordinator, Southern Illinois
- 2008-09 - Run Game Coordinator, Northern Illinois
- 2010 - Interim Head Coach, Northern Illinois
- 2011 - Linebackers, Northern Illinois
- 2012-13 - Defensive Coordinator, Toledo
- 2014-present - Head Coach, Southeast Missouri

SEMO FOOTBALL

HEAD COACH TOM MATUKEWICZ

TENNESSEE STATE
OCTOBER 11

More than Just Football

Tom Matukewicz's Southeast Missouri football program is highly visible in the community and often engages in random acts of kindness. Matukewicz simply uses goodwill to teach his players valuable life lessons.

- SEMO teamed up with the Cape Girardeau Police Department to raise money for the Minority Police Academy Scholarship Fund on Oct. 10, 2020. The event raised $13,000, which helped fund two scholarships.
- In 2015, SEMO partnered with Saint Francis Medical Center to announce a new collaboration, taking the Redhawks' Pink Up efforts to a new level. As part of a Pink Up Jersey Auction, the football team raised over $75,000 for breast cancer awareness over a four-year period. The Redhawks donned special pink jerseys, each personalized with a name in honor or memory of a survivor or loved one during this special initiative.
- Before its 2016 season- opener at Memphis, SEMO visited St. Jude Children's Research Hospital. Redhawk players, coaches and support staff toured the amazing facility that leads the way the world understands, treats and defeats childhood cancer and other life-threatening diseases. SEMO donated teddy bears and other items along with a check for over $500 to St. Jude Children's Research Hospital.
- On July 21, 2016, Matukewicz organized a Cops and Hawks flag football game which brought a whole community together in light of shootings in the United States. Redhawk players and local law enforcement officials were teammates in the event which raised $4,500 for BackStoppers, a non-profit organization that provides needed financial assistance and support to the spouses and dependent children of fallen and injured service members in the line of duty.
- During SEMO's 2014 season- opener against Missouri Baptist, the Redhawk captains took a No. 14 jersey to midfield for the coin toss to honor the memory of Kaden Robert. Robert was a Kelly High School football player who died in an accidental shooting on June, 2014.
- A week later, Michael Douglas, a 16-year old from Kansas, accompanied the Redhawks on the sideline for their game against the Jayhawks on Sept. 6, 2014. Douglas was diagnosed with an interstitial lung disease when he was a year old and has to use an oxygen tank. The teenager initially contacted wide receiver Mike Cyliax for an autograph the summer before the 2014 campaign. Once Matukewicz heard the story, he wrote Douglas a letter and invited him to the game.
- SEMO's football program generously donated to the Nolan Weber Believers 5K & Fun Run/ Walk in nearby Jackson. Weber was a soccer player at Jackson High School who fought brain cancer for almost three years (doubling the life expectancy of what his illness normally came with) before he passed away. The contribution went to the Believing Beyond Nolan Weber Foundation that provides financial and/ or spiritual/ emotional support to children and their families battling cancer and other catastrophic illnesses.
- In 2022-23, Matukewicz organized two L.E.A.D Revival professional development workshops that focus on leadership within any type of organization or team. The event affords participants the opportunity to learn the art of leadership and building/maintaining a championship culture.

MATUKEWICZ YEAR-BY-YEAR

Year	School	Assignment	Record	Conf.	Postseason
1995	Fort Hays State	DL/ST	8-2-2	-	-
1996	Fort Hays State	DL/ST	7-3	-	-
1997	Pittsburg State	OT/TE	9-2	-	NCAA Division II Playoffs
1998	Pittsburg State	OT/TE	7-2	-	-
1999	Coffeyville CC	OT/TE	5-5	-	-
2000	Emporia State	DL	6-5	-	-
2001	Southern Illinois	LB/Run Game	1-10	-	-
2002	Southern Illinois	LB/Run Game	4-8	-	-
2003	Southern Illinois	LB/Run Game	10-2	-	FCS Playoffs
2004	Southern Illinois	LB/Run Game	10-2	-	FCS Playoffs
2005	Southern Illinois	LB/Run Game	9-4	-	FCS Playoffs (Quarterfinals)
2006	Southern Illinois	LB/Run Game	9-4	-	FCS Playoffs (Quarterfinals)
2007	Southern Illinois	LB/Run Game	12-2	-	FCS Playoffs (Semifinals)
2008	Northern Illinois	Run Game Coord.	6-7	-	Independence Bowl
2009	Northern Illinois	Run Game Coord.	7-6	-	International Bowl
2010	Northern Illinois	Interim HC	11-3	-	Humanitarian Bowl
					(credited with the win)
2011	Northern Illinois	Linebackers	11-3	-	GoDaddy.com Bowl
2012	Toledo	Defensive Coord.	9-4	-	Famous Idaho Potato Bowl
2013	Toledo	Defensive Coord.	7-5	-	-
2014	Southeast Missouri	Head Coach	5-7	3-5 (t6th)	-
2015	Southeast Missouri	Head Coach	4-7	3-4 (5th)	-
2016	Southeast Missouri	Head Coach	3-8	3-5 (7th)	-
2017	Southeast Missouri	Head Coach	3-8	3-5 (6th)	-
2018	Southeast Missouri	Head Coach	9-4	6-2 (2nd)	FCS Playoffs (Second Round)
2019	Southeast Missouri	Head Coach	9-4	7-1 (t1st)	FCS Playoffs (First Round)
2020	Southeast Missouri	Head Coach	4-4	4-3 (4th)	-
2021	Southeast Missouri	Head Coach	4-7	4-2 (t2nd)	-
2022	Southeast Missouri	Head Coach	9-3	5-0 (t1st)	FCS Playoffs (First Round)
2023	Southeast Missouri	Head Coach	4-7	3-3 (5th)	-
2024	Southeast Missouri	Head Coach	9-4	6-2 (t1st)	FCS Playoffs (First Round)
2025	Southeast Missouri	Head Coach	1-4	0-1	

Overall Record: 65-67
Record at SEMO: 64-67, 47-33 Big South-OVC (11 years)
Record at NIU: 1-0
Record as College Assistant: 147-79-2 (19 years)

TENNESSEE STATE
OCTOBER 11

ASSISTANT COACHES

First Year
Appalachian State, 2008

Offensive Coordinator

John Holt

- Hired as SEMO's offensive coordinator on Mar. 17, 2025.
- Spent the 2024 season as head coach, offensive coordinator and quarterbacks coach at Lakewood High School.
- Also coached at Georgia State (2022-23), Western Carolina (2012-20) and Appalachian St. (2008-11).
- Played on three national championship teams at Appalachian State. Was on the 2007 ASU team that beat then-#5 Michigan for one of the biggest upsets in college football history.

Fourth Year
Bethel College, 2005

Defensive Coordinator

Ricky Coon

- In his second coaching stint at Southeast Missouri.
- Spent five years as defensive line coach and assistant head coach from 2014-18 before returning to take the defensive coordinator position.
- Worked three years as head coach at Dodge City Community College from 2019-21.
- In 2018, his SEMO defense led the nation in takeways and turnover margin.
- His son, Zane, is an offensive lineman at SEMO.



Seventh Year
Emporia State, 2018

Tight Ends/Specialists

Luke Berblinger

- Longest tenured assistant coach on staff.
- Is in his seventh year and second overseeing the tight ends.
- Also coached the running backs and held other roles such as video coordinator, recruiting coordinator and offensive quality control.
- Helped assemble SEMO's 2022 signing class, the largest in program history.
- Played four years as a slotback at Emporia State.

First Year
Iowa State, 2019

Inside Linebackers

Bobby McMillen

- Was hired as SEMO's inside linebackers coach on Mar. 11, 2025.
- Worked as Utah State's co-defensive coordinator before making the move to Cape Girardeau.
- Before that, he coached two seasons at New Mexico State (2022-23).
- Graduate from Iowa State in 2019.
- Played linebacker for the Cyclones from 2015-19.
- Was a graduate assistant at TCU in 2020.



Fourth Year
Southeast Missouri, 2019

Offensive Line

Lucas Orchard

- Fourth year as offensive line coach.
- Started two seasons at center for Southeast Missouri in 2017 and 2018.
- Second-Team All-OVC honoree as a senior in 2018.
- Move to the full-time role after spending two years as a graduate assistant and one season as a student assistant coach.
- Started every game of his two-year junior college career at East Central CC.



Third Year
Stephen F. Austin, 2019

Outside Linebackers

Quin Jones

- Third year coaching the outside linebackers.
- Worked as a graduate assistant for one season at TCU in 2023, the year the Horned Frogs played in the National Championship game.
- Spent one semester as a graduate assistant at SMU (Fall, 2021) and one at Midwestern State (Spring, 2021).
- Two-year starter at Stephen F. Austin.
- Played two seasons at East Mississippi CC.



Third Year
Florida A&M, 2017

Wide Receivers

Desmond Noird

- Second season coaching the wide receivers after spending the 2023 campaign as the Redhawks recruiting coordinator.
- Worked two years at Missouri State as defensive quality control coach, including one under Bobby Petrino.
- Played four seasons at Florida A&M.
- Had a career-best 15 receptions for 157 yards and two touchdowns as a sophomore.



Third Year
Lindenwood, 2022

PRESS BOX

Running Backs

Cade Brister

- Will coach the running backs for the first time in 2025.
- Initially joined Southeast Missouri's staff as video coordinator before moving to recruiting coordinator and nickelbacks coach in 2024.
- Played five years at fellow OVC-Big South member Lindenwood.
- Set 16 single-season records and eight career marks as the Lions quarterback.

Second Year
Evangel University, 2009

Safeties

Todd Drury

- Is in his second season as Southeast Missouri's safeties coach.
- Spent the 2023 season as defensive coordinator at Western Illinois.
- Head Coach at Missouri S&T from 2019-22.
- Graduated from Evangel University, where he played collegiately and held various coaching roles.

ASSISTANT COACHES



First Year
Arizona State, 2012

Cornerbacks

Jon Clark

- Makes his debut as Southeast Missouri's cornerbacks coach in 2025.
- Was associate head coach and secondary coach at Southwestern Oklahoma State in 2024 and defensive coordinator at Northwestern Oklahoma State in 2023.
- Played safety at Arizona State from 2007-11 and was part of ASU's Pac-10 championship team in 2007.



First Year
Pittsburg State, 2021 PRESS BOX

Recruiting/Nickels

Chase Johnson

- First year as Southeast Missouri's recruiting coordinator and nickelbacks coach.
- Previously worked one season as special teams coordinator at Pittsburg State.
- Played linebacker at Pittsburg State from 2019-21.
- Graduated from PSU in 2021.

SUPPORT STAFF



Second Year
Tennessee Tech, 2016

Sports Performance

Wes Piersall

- Enters second year as Southeast Missouri's Director of Sports Performance.
- Previously held strength & conditioning positions at LSU, UL Monroe and Texas A&M.
- 2016 graduate of Tennessee Tech.

Seventh Year
Southeast Missouri, 1999

Director of Operations

Brett Blackman

- Oversees team budgets, travel plays for away games and supervises equipment staff, while providing support to academic programs and other football areas.
- Worked as an administrator, teacher and head football coach at Charleston High School prior to Southeast Missouri.

PRESS BOX

Graduate Assistant Offensive Line

Conner Justus

Graduate Assistant Operations

Josh Whipple

Defensive Quality Control
PRESS BOX

Ethan Heifner

Athletic Trainer

Kelly Arends



Video Coordinator

Evan Schweers

TENNESSEE STATE
OCTOBER 11

CAREER-HIGHS/GAME-BY-GAME/CAREER STATS (OFFENSE)



RB | 6-0 | 212 | R-Fr.
Flossmoor, Ill.
Homewood-Flossmoor H.S.

36 Brandon Brigham

Career-Highs

Attempts	-
Rushing Yards	-
Longest Rush	-
Rushing TDs	-
Receptions	-
Receiving Yards	-
Receiving TDs	-
Long Reception	-

Brigham's Game-by-Game Rushing Stats
2025

Date	Opponent	ATT	YDS	TD	LG
8/30/25	at Arkansas State	DNP	-	-	-
9/6/25	North Alabama	DNP	-	-	-
9/13/25	at North Dakota State	DNP	-	-	-
9/20/25	Southern Illinois	DNP	-	-	-
9/27/25	at UT Martin	DNP	-	-	-
10/11/25	Tennessee State				
10/18/25	Eastern Illinois				
10/25/25	at Tennessee Tech				
11/1/25	Charleston Southern				
11/8/25	at Gardner-Webb				
11/15/25	at Western Illinois				
11/22/25	Lindenwood				

Brigham's Career Statistics at Southeast Missouri

Rushing	G	GS	Att	Yds	TD	Lg	Avg/C	Avg/G
2025								

Receiving	G	GS	Rec	Yds	TD	Lg	Rec/G	Avg/C	Avg/G
2025									

RB | 6-1 | 228 | So.
Hillsboro, Mo.
Hillsboro H.S.

22 Payton Brown

Career-Highs

Attempts	19, vs. North Alabama (9/24/24)
Rushing Yards	124, at Southern Illinois (9/21/24)
Longest Rush	52, at Southern Illinois (9/21/24)
Rushing TDs	3, vs. North Alabama (9/24/24)
Receptions	5, at Tennessee State (11/23/24)
Receiving Yards	35, vs. Illinois State (11/30/24)
Receiving TDs	1, at Tennessee State (11/23/24)
Long Reception	17, at Southern Illinois (9/21/24)

Brown's Game-by-Game Rushing Stats
2025

Date	Opponent	ATT	YDS	TD	LG
8/30/25	at Arkansas State	14	61	0	12
9/6/25	North Alabama	16	81	0	14
9/13/25	at North Dakota State	8	17	1	5
9/20/25	Southern Illinois	2	10	0	5
9/27/25	at UT Martin	2	8	0	7
10/11/25	Tennessee State				
10/18/25	Eastern Illinois				
10/25/25	at Tennessee Tech				
11/1/25	Charleston Southern				
11/8/25	at Gardner-Webb				
11/15/25	at Western Illinois				
11/22/25	Lindenwood				

2024

Date	Opponent	ATT	YDS	TD	LG
8/24/24	vs. North Alabama	19	97	3	25
8/31/24	at New Mexico State	6	18	0	5
9/7/24	UT Martin	2	3	0	3
9/21/24	at Southern Illinois	18	124	1	52
9/28/24	Northwestern State	4	14	0	6
11/9/24	at Lindenwood	3	6	0	4
11/23/24	at Tennessee State	10	45	1	20
11/30/24	Illinois State	1	3	0	3

Brown's Career Statistics at Southeast Missouri

Rushing	G	GS	Att	Yds	TD	Lg	Avg/C	Avg/G
2024	8	4	63	310	5	52	4.9	38.8
2025	5	1	38	154	1	14	4.1	30.8
Totals	13	5	101	464	6	52	4.6	35.7

Receiving	G	GS	Rec	Yds	TD	Lg	Rec/G	Avg/C	Avg/G
2024	8	4	15	152	1	21	1.9	10.1	19.0
2025	5	1	2	9	0	5	1.0	4.5	4.5
Totals	13	5	17	161	1	21	1.7	9.5	16.1

WR | 5-10 | 185 | Fr.
Park Hills, Mo.
Park Hills Central H.S.

86 Jobe Bryant

Career-Highs

Receptions	3, at UT Martin (9/27/25)
Receiving Yards	29, at UT Martin (9/27/25)
Receiving TDs	-
Long Reception	19, at UT Martin (9/27/25)

Bryant's Game-by-Game Receiving Stats
2025

Date	Opponent	NO	YDS	TD	LG
8/30/25	at Arkansas State	DNP	-	-	-
9/6/25	North Alabama	0	0	0	0
9/13/25	at North Dakota State	0	0	0	0
9/20/25	Southern Illinois	0	0	0	0
9/27/25	at UT Martin	3	29	0	19
10/11/25	Tennessee State				
10/18/25	Eastern Illinois				
10/25/25	at Tennessee Tech				
11/1/25	Charleston Southern				
11/8/25	at Gardner-Webb				
11/15/25	at Western Illinois				
11/22/25	Lindenwood				

Bryant's Career Statistics at Southeast Missouri

Receiving	G	GS	Rec	Yds	TD	Lg	Rec/G	Avg/C	Avg/G
2025	4	0	3	29	0	19	0.7	9.7	7.3

WR | 6-1 | 183 | Jr.
Clarksville, Tenn.
Rossview H.S.
Missouri S&T

19 Bryson Burns

Career-Highs

Receptions	1, 4x, last vs. Southern Illinois (9/20/25)
Receiving Yards	17, vs. North Alabama (9/6/25)
Receiving TDs	-
Long Reception	17, vs. North Alabama (9/6/25)

Burns' Game-by-Game Receiving Stats
2025

Date	Opponent	NO	YDS	TD	LG
8/30/25	at Arkansas State	1	4	0	4
9/6/25	North Alabama	1	17	0	17
9/13/25	at North Dakota State	1	8	0	8
9/20/25	Southern Illinois	1	0	0	0
9/27/25	at UT Martin	0	0	0	0
10/11/25	Tennessee State				
10/18/25	Eastern Illinois				
10/25/25	at Tennessee Tech				
11/1/25	Charleston Southern				
11/8/25	at Gardner-Webb				
11/15/25	at Western Illinois				
11/22/25	Lindenwood				

Burns' Career Statistics at Southeast Missouri

Receiving	G	GS	Rec	Yds	TD	Lg	Rec/G	Avg/C	Avg/G
2025	5	0	4	29	0	17	1.0	7.3	7.3

WR | 6-1 | 200 | Jr.
St. Louis, Mo.
De Smet Jesuit H.S.

82 Demetrion Cannon

Career-Highs

Receptions	1, at UT Martin (9/27/25)
Receiving Yards	13, at UT Martin (9/27/25)
Receiving TDs	-
Long Reception	13, at UT Martin (9/27/25)

Cannon's Game-by-Game Receiving Stats
2025

Date	Opponent	NO	YDS	TD	LG
8/30/25	at Arkansas State	0	0	0	0
9/6/25	North Alabama	0	0	0	0
9/13/25	at North Dakota State	DNP	-	-	-
9/20/25	Southern Illinois	DNP	-	-	-
9/27/25	at UT Martin	1	13	0	13
10/11/25	Tennessee State				
10/18/25	Eastern Illinois				
10/25/25	at Tennessee Tech				
11/1/25	Charleston Southern				
11/8/25	at Gardner-Webb				
11/15/25	at Western Illinois				
11/22/25	Lindenwood				

Cannon's Career Statistics at Southeast Missouri

Receiving	G	GS	Rec	Yds	TD	Lg	Rec/G	Avg/C	Avg/G
2025	3	0	1	13	0	13	0.3	13.0	4.3

CAREER-HIGHS/GAME-BY-GAME/CAREER STATS (OFFENSE)

TENNESSEE STATE
OCTOBER 11

WR | 6-1 | 192 | Jr.
Marion, Ark.
Marion H.S.

81 Donnie Cheers

Career-Highs

Receptions ..... 12, vs. Illinois State (11/30/24)
Receiving Yards..... 119, vs. Illinois State (11/30/24)
Receiving TDs..... 1, 2x, last at Arkansas State (8/30/25)
Long Reception..... 60, at Arkansas State (8/30/25)

Cheers' Game-by-Game Receiving Stats

2025

Date	Opponent	NO	YDS	TD	LG
8/30/25	at Arkansas State	4	96	1	60
9/6/25	North Alabama	2	20	0	16
9/13/25	at North Dakota State	3	7	0	6
9/20/25	Southern Illinois	3	25	0	11
9/27/25	at UT Martin	3	21	0	12
10/11/25	Tennessee State				
10/18/25	Eastern Illinois				
10/25/25	at Tennessee Tech				
11/1/25	Charleston Southern				
11/8/25	at Gardner-Webb				
11/15/25	at Western Illinois				
11/22/25	Lindenwood				

2024

Date	Opponent	NO	YDS	TD	LG
8/31/24	at New Mexico State	3	39	0	20
9/7/24	UT Martin	1	6	0	6
9/21/24	at Southern Illinois	0	0	0	0
9/28/24	Northwestern State	0	0	0	0
10/5/24	at Eastern Illinois	0	0	0	0
10/12/24	Tennessee Tech	0	0	0	0
10/19/24	at Charleston Southern	3	36	0	31
10/26/24	Gardner-Webb	0	0	0	0
11/9/24	at Lindenwood	1	6	0	6
11/16/24	Western Illinois	2	28	0	16
11/23/24	at Tennessee State	2	20	0	12
11/30/24	Illinois State	12	119	1	18

Cheers' Career Statistics at Southeast Missouri

Receiving	G	GS	Rec	Yds	TD	Lg	Rec/G	Avg/C	Avg/G
2024	12	1	24	254	1	31	2.0	10.6	21.2
2025	5	4	15	169	1	60	3.0	11.3	33.8
Totals	17	5	39	423	2	60	2.3	10.8	24.8



TE | 6-1 | 268 | Sr.
Jackson Gap, Ala.
Dadeville H.S.
Memphis

33 Jamauri Chislom

Career-Highs

Receptions ..... 3, at Arkansas State (8/30/25)
Receiving Yards..... 20, vs. Southern Illinois (9/20/25)
Receiving TDs..... -
Long Reception..... 13, vs. Southern Illinois (9/20/25)

Chislom's Game-by-Game Receiving Stats

2025

Date	Opponent	NO	YDS	TD	LG
8/30/25	at Arkansas State	3	14	0	6
9/6/25	North Alabama	0	0	0	0
9/13/25	at North Dakota State	1	10	0	10
9/20/25	Southern Illinois	2	20	0	13
9/27/25	at UT Martin	2	13	0	7
10/11/25	Tennessee State				
10/18/25	Eastern Illinois				
10/25/25	at Tennessee Tech				
11/1/25	Charleston Southern				
11/8/25	at Gardner-Webb				
11/15/25	at Western Illinois				
11/22/25	Lindenwood				

Chislom's Career Statistics at Southeast Missouri

Receiving	G	GS	Rec	Yds	TD	Lg	Rec/G	Avg/C	Avg/G
2025	5	3	8	57	0	13	1.6	7.1	11.4

TE | 6-4 | 239 | Jr.
Bonne Terre, Mo.
North County H.S.

45 Andrew Civey

Career-Highs

Receptions ..... 3, vs. Tennessee Tech (10/12/24)
Receiving Yards..... 29, vs. Western Illinois (11/16/24)
Receiving TDs..... 1, vs. North Alabama (9/6/25)
Long Reception..... 20, at Charleston Southern (10/19/24)

Civey's Game-by-Game Receiving Stats

2025

Date	Opponent	NO	YDS	TD	LG
8/30/25	at Arkansas State	1	9	0	9
9/6/25	North Alabama	2	8	1	8
9/13/25	at North Dakota State	1	0	0	0
9/20/25	Southern Illinois	0	0	0	0
9/27/25	at UT Martin	1	10	0	10
10/11/25	Tennessee State				
10/18/25	Eastern Illinois				
10/25/25	at Tennessee Tech				
11/1/25	Charleston Southern				
11/8/25	at Gardner-Webb				
11/15/25	at Western Illinois				
11/22/25	Lindenwood				

2024

Date	Opponent	NO	YDS	TD	LG
8/24/24	vs. North Alabama	0	0	0	0
8/31/24	at New Mexico State	0	0	0	0
9/7/24	UT Martin	0	0	0	0
9/21/24	at Southern Illinois	0	0	0	0
9/28/24	Northwestern State	0	0	0	0
10/5/24	at Eastern Illinois	0	0	0	0
10/12/24	Tennessee Tech	3	24	0	11
10/19/24	at Charleston Southern	1	20	0	20
10/26/24	Gardner-Webb	1	3	0	3
11/9/24	at Lindenwood	0	0	0	0
11/16/24	Western Illinois	2	29	0	18
11/23/24	at Tennessee State	2	12	0	10
11/30/24	Illinois State	0	0	0	0

Civey's Career Statistics at Southeast Missouri

Receiving	G	GS	Rec	Yds	TD	Lg	Rec/G	Avg/C	Avg/G
2024	13	8	9	88	0	20	0.7	9.8	6.8
2025	5	2	5	27	1	10	1.0	5.4	5.4
Totals	18	10	14	115	1	20	0.8	8.2	6.4



WR | 5-11 | 195 | Sr.
Springfield, Mo.
Glendale H.S.

83 Jack Clinkenbeard

Career-Highs

Receptions ..... 5, vs. Southern Illinois (9/16/23)
Receiving Yards..... 64, at Tennessee Tech (10/21/23)
Receiving TDs..... 1, at Eastern Kentucky (9/23/23)
Long Reception..... 56, at Tennessee Tech (10/21/23)

Clinkenbeard's Game-by-Game Receiving Stats

2025

Date	Opponent	NO	YDS	TD	LG
8/30/25	at Arkansas State	DNP	-	-	-
9/6/25	North Alabama	DNP	-	-	-
9/13/25	at North Dakota State	DNP	-	-	-
9/20/25	Southern Illinois	DNP	-	-	-
9/27/25	at UT Martin	DNP	-	-	-
10/11/25	Tennessee State				
10/18/25	Eastern Illinois				
10/25/25	at Tennessee Tech				
11/1/25	Charleston Southern				
11/8/25	at Gardner-Webb				
11/15/25	at Western Illinois				
11/22/25	Lindenwood				

2024

Date	Opponent	NO	YDS	TD	LG
8/24/24	vs. North Alabama	1	6	0	6
8/31/24	at New Mexico State	0	0	0	0
9/7/24	UT Martin	0	0	0	0
9/21/24	at Southern Illinois	0	0	0	0
9/28/24	Northwestern State	0	0	0	0
10/5/24	at Eastern Illinois	0	0	0	0
10/12/24	Tennessee Tech	0	0	0	0
10/19/24	at Charleston Southern	0	0	0	0
10/26/24	Gardner-Webb	3	23	0	9
11/9/24	at Lindenwood	0	0	0	0
11/16/24	Western Illinois	0	0	0	0
11/23/24	at Tennessee State	0	0	0	0

2023

Date	Opponent	NO	YDS	TD	LG
9/2/23	at Kansas State	1	5	0	5
9/9/23	Lindenwood	3	36	0	19
9/16/23	Southern Illinois	5	58	0	30
9/23/23	at Eastern Kentucky	4	57	1	23
10/7/23	at Central Arkansas	0	0	0	0
10/14/23	Eastern Illinois	2	20	0	11
10/21/23	at Tennessee Tech	3	64	0	56
10/28/23	at Nicholls	3	31	0	13
11/4/23	Robert Morris	2	18	0	11
11/11/23	at UT Martin	1	11	0	11
11/18/23	at Bryant	3	15	0	8

2022

Date	Opponent	NO	YDS	TD	LG
9/3/22	at Iowa State	0	0	0	0
9/10/22	at Southern Illinois	0	0	0	0
9/17/22	Nicholls	1	18	0	18
9/24/22	Central Arkansas	0	0	0	0
10/1/22	at Lindenwood	0	0	0	0
10/8/22	Tennessee Tech	0	0	0	0
10/22/22	at Northwestern State	0	0	0	0
10/29/22	Eastern Kentucky	0	0	0	0
11/5/22	at Tennessee State	0	0	0	0
11/12/22	at Eastern Illinois	0	0	0	0
11/26/22	at Montana	0	0	0	0

TENNESSEE STATE
OCTOBER 11

CAREER-HIGHS/GAME-BY-GAME/CAREER STATS (OFFENSE)

Clinkenbeard's Career Statistics at Southeast Missouri

Receiving	G	GS	Rec	Yds	TD	Lg	Rec/G	Avg/C	Avg/G
2022	12	0	1	18	0	18	0.1	18.0	1.5
2023	11	6	27	315	1	56	2.5	11.7	28.6
2024	12	0	4	29	0	9	0.3	7.3	2.4
2025									
Totals	35	6	32	362	1	56	0.9	11.3	10.3

WR | 5-11 | 177 | Sr.
Stockbridge, Ga.
Woodland H.S.
Jackson State

88 Kierrie Conley

Career-Highs

Receptions ..... 1, vs. Southern Illinois (9/20/25)
Receiving Yards ..... 8, vs. Southern Illinois (9/20/25)
Receiving TDs ..... -
Long Reception ..... 8, vs. Southern Illinois (9/20/25)

Conley's Game-by-Game Receiving Stats 2025

Date	Opponent	NO	YDS	TD	LG
8/30/25	at Arkansas State	DNP	-	-	-
9/6/25	North Alabama	DNP	-	-	-
9/13/25	at North Dakota State	DNP	-	-	-
9/20/25	Southern Illinois	1	8	0	8
9/27/25	at UT Martin	DNP	-	-	-
10/11/25	Tennessee State				
10/18/25	Eastern Illinois				
10/25/25	at Tennessee Tech				
11/1/25	Charleston Southern				
11/8/25	at Gardner-Webb				
11/15/25	at Western Illinois				
11/22/25	Lindenwood				

Conley's Career Statistics at Southeast Missouri

Receiving	G	GS	Rec	YDS	TD	Lg	Rec/G	Avg/C	Avg/G
2025	1	0	1	8	0	8	1.0	8.0	8.0



TE | 6-6 | 236 | R-Fr.
Memphis, Tenn.
Briarcrest H.S.

47 Wesley Dabbs

Career-Highs

Receptions ..... -
Receiving Yards ..... -
Receiving TDs ..... -
Long Reception ..... -

Dabbs' Game-by-Game Receiving Stats 2025

Date	Opponent	NO	YDS	TD	LG
8/30/25	at Arkansas State	0	0	0	0
9/6/25	North Alabama	0	0	0	0
9/13/25	at North Dakota State	0	0	0	0
9/20/25	Southern Illinois	0	0	0	0
9/27/25	at UT Martin	0	0	0	0
10/11/25	Tennessee State				
10/18/25	Eastern Illinois				
10/25/25	at Tennessee Tech				
11/1/25	Charleston Southern				
11/8/25	at Gardner-Webb				
11/15/25	at Western Illinois				
11/22/25	Lindenwood				

Dabbs' Career Statistics at Southeast Missouri

Receiving	G	GS	Rec	Yds	TD	Lg	Rec/G	Avg/C	Avg/G
2025	4	0	0	0	0	0	0.0	0.0	0.0

RB | 6-0 | 198 | Sr.
Dallas, Texas
Kimball H.S.
Hutchinson CC

3 Brandon Epton, Jr.

Career-Highs

Attempts ..... 22, vs. Western Illinois (11/16/24)
Rushing Yards ..... 126, vs. Western Illinois (11/16/24)
Longest Rush ..... 21, vs. Western Illinois (11/16/24)
Rushing TDs ..... 1, 3x, last at UT Martin (9/27/25)
Receptions ..... 8, vs. Illinois State (11/30/24)
Receiving Yards ..... 44, vs. Illinois State (11/30/24)
Receiving TDs ..... 1, 2x, last vs. Southern Illinois (9/20/25)
Long Reception ..... 34, vs. Southern Illinois (9/20/25)

Epton, Jr.'s Game-by-Game Rushing Stats 2025

Date	Opponent	ATT	YDS	TD	LG
8/30/25	at Arkansas State	14	61	1	12
9/6/25	North Alabama	11	25	0	4
9/13/25	at North Dakota State	6	19	0	16
9/20/25	Southern Illinois	18	94	0	16
9/27/25	at UT Martin	3	18	1	8
10/11/25	Tennessee State				
10/18/25	Eastern Illinois				
10/25/25	at Tennessee Tech				
11/1/25	Charleston Southern				
11/8/25	at Gardner-Webb				
11/15/25	at Western Illinois				
11/22/25	Lindenwood				

2024

Date	Opponent	ATT	YDS	TD	LG
8/24/24	vs. North Alabama	16	48	0	15
8/31/24	at New Mexico State	12	19	0	6
9/7/24	UT Martin	2	-4	0	1
11/16/24	Western Illinois	22	126	1	27
11/23/24	at Tennessee State	3	2	0	3
11/30/24	Illinois State	6	32	0	9

Epton, Jr's Career Statistics at Southeast Missouri

Rushing	G	GS	Att	Yds	TD	Lg	Avg/C	Avg/G
2024	6	4	61	241	1	27	3.7	37.2
2025	5	3	62	217	2	16	3.5	43.4
Totals	11	7	123	458	3	27	3.7	41.6

Receiving	G	GS	Rec	Yds	TD	Lg	Rec/G	Avg/C	Avg/G
2024	6	4	20	84	1	21	3.3	4.2	14.0
2025	5	3	7	74	1	34	1.4	10.5	14.8
Totals	11	7	27	158	2	34	2.5	5.9	14.4

WR | 5-11 | 182 | Fr.
Paducah, Ky.
McCracken County H.S.

87 Cooper Falconite

Career-Highs

Receptions ..... -
Receiving Yards ..... -
Receiving TDs ..... -
Long Reception ..... -

Falconite's Game-by-Game Receiving Stats 2025

Date	Opponent	NO	YDS	TD	LG
8/30/25	at Arkansas State	DNP	-	-	-
9/6/25	North Alabama	DNP	-	-	-
9/13/25	at North Dakota State	DNP	-	-	-
9/20/25	Southern Illinois	DNP	-	-	-
9/27/25	at UT Martin	DNP	-	-	-
10/11/25	Tennessee State				
10/18/25	Eastern Illinois				
10/25/25	at Tennessee Tech				
11/1/25	Charleston Southern				
11/8/25	at Gardner-Webb				
11/15/25	at Western Illinois				
11/22/25	Lindenwood				

Falconite's Career Statistics at Southeast Missouri

Receiving	G	GS	Rec	Yds	TD	Lg	Rec/G	Avg/C	Avg/G
2025									

QB | 6-3 | 207 | Fr.
Murphysboro, Ill.
Murphysboro H.S.

10 Gibson Fager

Career-Highs

Pass Completions ..... -
Pass Attempts ..... -
Passing Yards ..... -
Longest Pass ..... -
Pass TDs ..... -
Rushes ..... -
Rushing Yards ..... -
Longest Rush ..... -
Rushing TDs ..... -
Total Offense ..... -

Fager's Game-by-Game Passing Stats 2025

Date	Opponent	C-A-I	YDS	TD	LG
8/30/25	at Arkansas State	DNP	-	-	-
9/6/25	North Alabama	DNP	-	-	-
9/13/25	at North Dakota State	DNP	-	-	-
9/20/25	Southern Illinois	DNP	-	-	-
9/27/25	at UT Martin	DNP	-	-	-
10/11/25	Tennessee State				
10/18/25	Eastern Illinois				
10/25/25	at Tennessee Tech				
11/1/25	Charleston Southern				
11/8/25	at Gardner-Webb				

CAREER-HIGHS/GAME-BY-GAME/CAREER STATS (OFFENSE)

TENNESSEE STATE
OCTOBER 11

11/15/25	at Western Illinois
11/22/25	Lindenwood

Fager's Game-by-Game Rushing Stats
2025

Date	Opponent	ATT	YDS	TD	LG
8/30/25	at Arkansas State	DNP	-	-	-
9/6/25	North Alabama	DNP	-	-	-
9/13/25	at North Dakota State	DNP	-	-	-
9/20/25	Southern Illinois	DNP	-	-	-
9/27/25	at UT Martin				
10/11/25	Tennessee State				
10/18/25	Eastern Illinois				
10/25/25	at Tennessee Tech				
11/1/25	Charleston Southern				
11/8/25	at Gardner-Webb				
11/15/25	at Western Illinois				
11/22/25	Lindenwood				

Fager's Career Statistics at Southeast Missouri

Passing	G	GS	Cmp	Att	Int	Yds	TD	Lg	Pct.	Avg/G	Eff.
2025											

Rushing	G	GS	Att	Yds	TD	Lg	Avg/C	Avg/G
2025								



WR | 6-3 | 205 | R-Fr.
Jackson, Mo.
Jackson H.S.

80 Adrian Fox

Career-Highs

Receptions ..... -
Receiving Yards ..... -
Receiving TDs ..... -
Long Reception ..... -

Fox's Game-by-Game Receiving Stats
2025

Date	Opponent	NO	YDS	TD	LG
8/30/25	at Arkansas State	DNP	-	-	-
9/6/25	North Alabama	DNP	-	-	-
9/13/25	at North Dakota State	DNP	-	-	-
9/20/25	Southern Illinois	DNP	-	-	-
9/27/25	at UT Martin	DNP	-	-	-
10/11/25	Tennessee State				
10/18/25	Eastern Illinois				
10/25/25	at Tennessee Tech				
11/1/25	Charleston Southern				
11/8/25	at Gardner-Webb				
11/15/25	at Western Illinois				
11/22/25	Lindenwood				

Fox's Career Statistics at Southeast Missouri

Receiving	G	GS	Rec	Yds	TD	Lg	Rec/G	Avg/C	Avg/G
2025									



WR | 6-4 | 181 | So.
Jacksonville, Fla.
Ribault H.S.
Independence CC (Kan.)

21 Kalvin Gilbert

Career-Highs

Receptions ..... 7, vs. Southern Illinois (9/20/25)
Receiving Yards ..... 125, vs. Southern Illinois (9/20/25)
Receiving TDs ..... 1, at North Dakota State (9/13/25)
Long Reception ..... 65, at North Dakota State (9/13/25)

Gilbert's Game-by-Game Receiving Stats
2025

Date	Opponent	NO	YDS	TD	LG
8/30/25	at Arkansas State	0	0	0	0
9/6/25	North Alabama	2	21	0	13
9/13/25	at North Dakota State	2	67	1	65
9/20/25	Southern Illinois	7	125	0	33
9/27/25	at UT Martin	3	53	0	31
10/11/25	Tennessee State				
10/18/25	Eastern Illinois				
10/25/25	at Tennessee Tech				
11/1/25	Charleston Southern				
11/8/25	at Gardner-Webb				
11/15/25	at Western Illinois				
11/22/25	Lindenwood				

Gilbert's Career Statistics at Southeast Missouri

Receiving	G	GS	Rec	Yds	TD	Lg	Rec/G	Avg/C	Avg/G
2025	5	3	14	266	1	65	2.8	19.0	53.2



WR | 6-2 | 224 | Fr.
St. Louis, Mo.
Parkway North H.S.

85 Colin Griffin

Career-Highs

Receptions ..... -
Receiving Yards ..... -
Receiving TDs ..... -
Long Reception ..... -

Griffin's Game-by-Game Receiving Stats
2025

Date	Opponent	NO	YDS	TD	LG
8/30/25	at Arkansas State	DNP	-	-	-
9/6/25	North Alabama	DNP	-	-	-
9/13/25	at North Dakota State	DNP	-	-	-
9/20/25	Southern Illinois	DNP	-	-	-
9/27/25	at UT Martin	DNP	-	-	-
10/11/25	Tennessee State				
10/18/25	Eastern Illinois				
10/25/25	at Tennessee Tech				
11/1/25	Charleston Southern				
11/8/25	at Gardner-Webb				
11/15/25	at Western Illinois				
11/22/25	Lindenwood				

Griffin's Career Statistics at Southeast Missouri

Receiving	G	GS	Rec	Yds	TD	Lg	Rec/G	Avg/C	Avg/G
2025									

WR | 5-11 | 183 | Fr.
Atlanta, Ga.
B.E.S.T. Academy

89 Khylen Harris-Norman

Career-Highs

Receptions ..... 1, vs. Southern Illinois (9/20/25)
Receiving Yards ..... 21, vs. Southern Illinois (9/20/25)
Receiving TDs ..... -
Long Reception ..... 21, vs. Southern Illinois (9/20/25)

Harris-Norman's Game-by-Game Receiving Stats
2025

Date	Opponent	NO	YDS	TD	LG
8/30/25	at Arkansas State	DNP	-	-	-
9/6/25	North Alabama	DNP	-	-	-
9/13/25	at North Dakota State	0	0	0	0
9/20/25	Southern Illinois	1	21	0	21
9/27/25	at UT Martin	DNP	-	-	-
10/11/25	Tennessee State				
10/18/25	Eastern Illinois				
10/25/25	at Tennessee Tech				
11/1/25	Charleston Southern				
11/8/25	at Gardner-Webb				
11/15/25	at Western Illinois				
11/22/25	Lindenwood				

Harris-Norman's Career Statistics at Southeast Missouri

Receiving	G	GS	Rec	Yds	TD	Lg	Rec/G	Avg/C	Avg/G
2025	2	0	1	21	0	21	0.5	21.0	10.5

QB | 6-0 | 200 | Sr.
St. Louis, Mo.
Christian Brothers College H.S.

11 Patrick Heitert

Career-Highs

Pass Completions ..... 14, vs. Robert Morris (11/4/23)
Pass Attempts ..... 33, vs. Robert Morris (11/4/23)
Passing Yards ..... 179, at Tennessee Tech (10/21/23)
Longest Pass ..... 60, at Tennessee Tech (10/21/23)
Pass TDs ..... 1, 3x, last vs. Robert Morris (11/4/23)
Rushes ..... 17, at Bryant (11/18/23)
Rushing Yards ..... 46, at Bryant (11/18/23)
Longest Rush ..... 15, at Eastern Illinois (11/12/22)
Rushing TDs ..... 1, 3x, last at Bryant (11/18/23)
Total Offense ..... 200, at Tennessee Tech (10/21/23)

Heitert's Game-by-Game Passing Stats
2025

Date	Opponent	C-A-I	YDS	TD	LG
8/30/25	at Arkansas State	0-0-0	0	0	0
9/6/25	North Alabama	0-0-0	0	0	0
9/13/25	at North Dakota State	1-2-1	8	0	0
9/20/25	Southern Illinois	DNP	-	-	-
9/27/25	at UT Martin	6-11-1	73	0	31
10/11/25	Tennessee State				
10/18/25	Eastern Illinois				
10/25/25	at Tennessee Tech				
11/1/25	Charleston Southern				

TENNESSEE STATE
OCTOBER 11

CAREER-HIGHS/GAME-BY-GAME/CAREER STATS (OFFENSE)

11/8/25 at Gardner-Webb
11/15/25 at Western Illinois
11/22/25 Lindenwood

2024

Did not play

2023

Date	Opponent	C-A-I	YDS	TD	LG
9/2/23	at Kansas State	1-1-0	8	0	8
9/9/23	Lindenwood	2-2-0	7	0	5
10/21/23	at Tennessee Tech	12-14-0	179	1	60
10/28/23	at Nicholls	12-23-0	139	1	26
11/4/23	Robert Morris	14-33-1	144	1	32
11/11/23	at UT Martin	13-24-1	66	0	12
11/18/23	at Bryant	13-21-0	131	0	20

2022

Date	Opponent	C-A-I	YDS	TD	LG
11/12/22	at Eastern Illinois	11-17-1	140	0	30
11/19/22	Murray State	10-19-0	81	0	20

Heitert's Game-by-Game Rushing Stats

2025

Date	Opponent	ATT	YDS	TD	LG
8/30/25	at Arkansas State	1	4	0	4
9/6/25	North Alabama	0	0	0	0
9/13/25	at North Dakota State	5	6	0	10
9/20/25	Southern Illinois	DNP	-	-	-
9/27/25	at UT Martin	5	13	0	10
10/11/25	Tennessee State				
10/18/25	Eastern Illinois				
10/25/25	at Tennessee Tech				
11/1/25	Charleston Southern				
11/8/25	at Gardner-Webb				
11/15/25	at Western Illinois				
11/22/25	Lindenwood				

2024

Did not play

2023

Date	Opponent	ATT	YDS	TD	LG
9/2/23	at Kansas State	1	3	0	3
9/9/23	Lindenwood	1	8	0	8
10/21/23	at Tennessee Tech	14	21	1	9
10/28/23	at Nicholls	14	18	0	14
11/4/23	Robert Morris	10	-5	0	6
11/11/23	at UT Martin	5	-16	0	5
11/18/23	at Bryant	17	46	1	14

2022

Date	Opponent	ATT	YDS	TD	LG
11/12/22	at Eastern Illinois	7	31	1	15
11/19/22	Murray State	6	11	0	10

Heitert's Career Statistics at Southeast Missouri

Passing	G	GS	Cmp	Att	Int	Yds	TD	Lg	Pct.	Avg/G	Eff.
2022	2	1	21	36	1	221	0	30	58.3	110.5	104.3
2023	7	4	67	118	2	674	3	60	56.8	96.3	109.8
2024	- Did not play										
2025	4	0	7	13	2	81	0	31	53.8	20.3	75.4
Totals	13	5	95	167	5	976	3	60	56.9	75.1	105.9

Rushing	G	GS	Att	Yds	TD	Lg	Avg/C	Avg/G
2022	2	1	13	42	1	15	3.2	21.0
2023	7	4	62	75	2	14	1.2	10.7
2024	- Did not play							
2025	4	0	11	23	0	10	2.1	5.8
Totals	13	5	86	140	3	15	1.6	10.8

QB | 6-8 | 253 | Jr.
San Diego, Calif.
Scripps Ranch H.S.
San Diego Mesa College

12 Jax Leatherwood

Career-Highs

Pass Completions	33, vs. Southern Illinois (9/20/25)
Pass Attempts	47, vs. Southern Illinois (9/20/25)
Passing Yards	422, vs. Southern Illinois (9/20/25)
Longest Pass	65, at North Dakota State (9/13/25)
Pass TDs	2, 3x, last vs. Southern Illinois (9/20/25)
Rushes	10, at North Dakota State (9/13/25)
Rushing Yards	20, at North Dakota State (9/13/25)
Longest Rush	17, vs. North Alabama (9/6/25)
Rushing TDs	1, 2x, last vs. Southern Illinois (9/20/25)
Total Offense	419, vs. Southern Illinois (9/20/25)

Leatherwood's Game-by-Game Passing Stats

2025

Date	Opponent	C-A-I	YDS	TD	LG
8/30/25	at Arkansas State	26-36-0	272	2	60
9/6/25	North Alabama	21-33-0	225	2	55
9/13/25	at North Dakota State	12-23-0	145	1	65
9/20/25	Southern Illinois	33-47-1	422	2	34
9/27/25	at UT Martin	7-12-1	49	0	17
10/11/25	Tennessee State				
10/18/25	Eastern Illinois				
10/25/25	at Tennessee Tech				
11/1/25	Charleston Southern				
11/8/25	at Gardner-Webb				
11/15/25	at Western Illinois				
11/22/25	Lindenwood				

Leatherwood's Game-by-Game Rushing Stats

2025

Date	Opponent	ATT	YDS	TD	LG
8/30/25	at Arkansas State	6	-14	0	3
9/6/25	North Alabama	7	-1	1	17
9/13/25	at North Dakota State	10	20	0	8
9/20/25	Southern Illinois	9	-3	1	11
9/27/25	at UT Martin	4	6	0	7
10/11/25	Tennessee State				
10/18/25	Eastern Illinois				
10/25/25	at Tennessee Tech				
11/1/25	Charleston Southern				
11/8/25	at Gardner-Webb				
11/15/25	at Western Illinois				
11/22/25	Lindenwood				

Leatherwood's Career Statistics at Southeast Missouri

Passing	G	GS	Cmp	Att	Int	Yds	TD	Lg	Pct.	Avg/G	Eff.
2025	5	5	99	151	2	1113	7	17	65.6	222.6	140.1

Rushing	G	GS	Att	Yds	TD	Lg	Avg/C	Avg/G
2025	5	5	36	8	2	17	0.2	1.6



WR | 6-2 | 210 | Jr.
New Orleans, La.
Hightower H.S. (Texas)
New Mexico State

5 Latrell Neville

Career-Highs

Receptions	-
Receiving Yards	-
Receiving TDs	-
Long Reception	-

Neville's Game-by-Game Receiving Stats

2025

Date	Opponent	NO	YDS	TD	LG
8/30/25	at Arkansas State	DNP	-	-	-
9/6/25	North Alabama	DNP	-	-	-
9/13/25	at North Dakota State	DNP	-	-	-
9/20/25	Southern Illinois	DNP	-	-	-
9/27/25	at UT Martin	DNP	-	-	-
10/11/25	Tennessee State				
10/18/25	Eastern Illinois				
10/25/25	at Tennessee Tech				
11/1/25	Charleston Southern				
11/8/25	at Gardner-Webb				
11/15/25	at Western Illinois				
11/22/25	Lindenwood				

Neville's Career Statistics at Southeast Missouri

Receiving	G	GS	Rec	Yds	TD	Lg	Rec/G	Avg/C	Avg/G
2025									



WR | 6-0 | 182 | Jr.
Suwanee, Ga.
Collins Hill H.S.
Marshall

0 Cam Pedro

Career-Highs

Receptions	12, vs. Gardner-Webb (10/26/24)
Receiving Yards	149, vs. Illinois State (11/30/24)
Receiving TDs	1, 7x, last vs. Southern Illinois (9/20/25)
Long Reception	55, vs. North Alabama (9/6/25)

Pedro's Game-by-Game Receiving Stats

2025

Date	Opponent	NO	YDS	TD	LG
8/30/25	at Arkansas State	6	54	1	31
9/6/25	North Alabama	4	82	1	55
9/13/25	at North Dakota State	4	53	0	20
9/20/25	Southern Illinois	8	105	1	22
9/27/25	at UT Martin	3	22	0	12
10/11/25	Tennessee State				
10/18/25	Eastern Illinois				
10/25/25	at Tennessee Tech				
11/1/25	Charleston Southern				
11/8/25	at Gardner-Webb				
11/15/25	at Western Illinois				
11/22/25	Lindenwood				

CAREER-HIGHS/GAME-BY-GAME/CAREER STATS (OFFENSE)

TENNESSEE STATE
OCTOBER 11

2024

Date	Opponent	NO	YDS	TD	LG
8/24/24	vs. North Alabama	6	38	1	9
8/31/24	at New Mexico State	9	74	0	23
9/7/24	UT Martin	9	126	0	37
9/21/24	at Southern Illinois	1	12	0	12
9/28/24	Northwestern State	4	58	1	25
10/5/24	at Eastern Illinois	3	52	0	20
10/12/24	Tennessee Tech	6	111	1	46
10/19/24	at Charleston Southern	8	37	0	10
10/26/24	Gardner-Webb	12	68	0	24
11/9/24	at Lindenwood	3	34	0	22
11/16/24	Western Illinois	8	96	1	39
11/23/24	at Tennessee State	4	42	0	22
11/30/24	Illinois State	11	149	0	24

Pedro's Career Statistics at Southeast Missouri

Receiving	G	GS	Rec	Yds	TD	Lg	Rec/G	Avg/C	Avg/G
2024	13	12	84	897	4	46	6.5	10.7	69.0
2025	5	5	25	316	3	55	5.0	12.6	63.2
Totals	18	17	109	1213	7	55	6.1	11.1	67.4



TE | 6-3 | 249 | Sr.
Bonne Terre, Mo.
North County H.S.

43 Nolan Reed

Career-Highs

Receptions ..... 2, vs. Southern Illinois (9/20/25)
Receiving Yards ..... 19, vs. Southern Illinois (9/20/25)
Receiving TDs ..... -
Long Reception ..... 17, vs. Southern Illinois (9/20/25)

Reed's Game-by-Game Receiving Stats 2025

Date	Opponent	NO	YDS	TD	LG
8/30/25	at Arkansas State	DNP	-	-	-
9/6/25	North Alabama	DNP	-	-	-
9/13/25	at North Dakota State	0	0	0	0
9/20/25	Southern Illinois	2	19	0	17
9/27/25	at UT Martin	0	0	0	0
10/11/25	Tennessee State				
10/18/25	Eastern Illinois				
10/25/25	at Tennessee Tech				
11/1/25	Charleston Southern				
11/8/25	at Gardner-Webb				
11/15/25	at Western Illinois				
11/22/25	Lindenwood				

Reed's Career Statistics at Southeast Missouri

Receiving	G	GS	Rec	Yds	TD	Lg	Rec/G	Avg/C	Avg/G
2025	3	0	2	19	0	17	0.7	9.5	6.3

WR | 5-11 | 180 | Sr.
White Hall, Ark.
White Hall H.S.
Central Arkansas

2 Kam Robinson

Career-Highs

Receptions ..... 5, at Arkansas State (8/30/25)
Receiving Yards ..... 40, at Arkansas State (8/30/25)
Receiving TDs ..... -
Long Reception ..... 17, 2x, last at UT Martin (9/27/25)

Robinson's Game-by-Game Receiving Stats 2025

Date	Opponent	NO	Yds	TD	LG
8/30/25	at Arkansas State	5	40	0	14
9/6/25	North Alabama	3	16	0	7
9/13/25	at North Dakota State	1	8	0	8
9/20/25	Southern Illinois	4	36	0	17
9/27/25	at UT Martin	1	17	0	17
10/11/25	Tennessee State				
10/18/25	Eastern Illinois				
10/25/25	at Tennessee Tech				
11/1/25	Charleston Southern				
11/8/25	at Gardner-Webb				
11/15/25	at Western Illinois				
11/22/25	Lindenwood				

Robinson's Career Statistics at Southeast Missouri

Receiving	G	GS	Rec	Yds	TD	Lg	Rec/G	Avg/C	Avg/G
2025	5	1	14	117	0	17	2.8	8.4	23.4



RB | 5-10 | 195 | Jr.
Imperial, Mo.
Seckman H.S.

15 Cole Ruble

Career-Highs

Attempts ..... 16, vs. Gardner-Webb (10/26/24)
Rushing Yards ..... 122, Gardner-Webb (10/26/24)
Longest Rush ..... 65, Gardner-Webb (10/26/24)
Rushing TDs ..... 1, 3x, last vs. Southern Illinois (9/20/25)
Receptions ..... 3, vs. Southern Illinois (9/20/25)
Receiving Yards ..... 66, vs. Gardner-Webb (10/26/24)
Receiving TDs ..... -
Long Reception ..... 37, Gardner-Webb (10/26/24)

Ruble's Game-by-Game Rushing Stats 2025

Date	Opponent	ATT	YDS	TD	LG
8/30/25	at Arkansas State	0	0	0	0
9/6/25	North Alabama	2	54	0	51
9/13/25	at North Dakota State	3	2	0	3
9/20/25	Southern Illinois	9	46	1	22
9/27/25	at UT Martin	0	0	0	0
10/11/25	Tennessee State				
10/18/25	Eastern Illinois				
10/25/25	at Tennessee Tech				
11/1/25	Charleston Southern				
11/8/25	at Gardner-Webb				
11/15/25	at Western Illinois				
11/22/25	Lindenwood				

2024

Date	Opponent	ATT	YDS	TD	LG
8/24/24	vs. North Alabama	0	0	0	0
8/31/24	at New Mexico State	0	0	0	0
9/7/24	UT Martin	0	0	0	0
9/21/24	at Southern Illinois	0	0	0	0
9/28/24	Northwestern State	5	41	0	17
10/5/24	at Eastern Illinois	7	8	1	6
10/12/24	Tennessee Tech	10	31	0	11
10/19/24	at Charleston Southern	7	15	0	6
10/26/24	Gardner-Webb	16	122	1	65
11/9/24	at Lindenwood	0	0	0	0
11/16/24	Western Illinois	1	2	0	2
11/23/24	at Tennessee State	0	0	0	0
11/30/24	Illinois State	0	0	0	0

2023

Date	Opponent	ATT	YDS	TD	LG
11/4/23	Robert Morris	2	5	0	3
11/11/23	at UT Martin	1	0	0	0
11/18/23	at Bryant	6	12	0	6

Ruble's Career Statistics at Southeast Missouri

Rushing	G	GS	Att	Yds	TD	Lg	Avg/C	Avg/G
2023	3	0	9	17	0	6	1.9	5.7
2024	13	3	46	219	2	65	4.8	16.8
2025	5	1	14	102	1	51	7.3	25.5
Totals	21	4	69	338	3	65	4.9	16.9

Receiving	G	GS	Rec	Yds	TD	Lg	Rec/G	Avg/C	Avg/G
2023	3	0	1	5	0	5	0.3	5.0	1.7
2024	13	3	11	111	0	37	0.8	10.1	8.5
2025	5	1	5	50	0	20	1.0	12.3	12.3
Totals	21	4	17	166	0	37	0.8	10.3	8.3

WR | 6-3 | 186 | Jr.
Miramar, Fla.
Miramar H.S.
Lane College

18 Jeremiah Santel

Career-Highs

Receptions ..... -
Receiving Yards ..... -
Receiving TDs ..... -
Long Reception ..... -

Santel's Game-by-Game Receiving Stats 2025

Date	Opponent	NO	YDS	TD	LG
8/30/25	at Arkansas State	DNP	-	-	-
9/6/25	North Alabama	DNP	-	-	-
9/13/25	at North Dakota State	DNP	-	-	-
9/20/25	Southern Illinois	DNP	-	-	-
9/27/25	at UT Martin	DNP	-	-	-
10/11/25	Tennessee State				
10/18/25	Eastern Illinois				
10/25/25	at Tennessee Tech				
11/1/25	Charleston Southern				
11/8/25	at Gardner-Webb				
11/15/25	at Western Illinois				
11/22/25	Lindenwood				

Santel's Career Statistics at Southeast Missouri

Receiving	G	GS	Rec	Yds	TD	Lg	Rec/G	Avg/C	Avg/G
2025									

TENNESSEE STATE
OCTOBER 11

CAREER-HIGHS/GAME-BY-GAME/CAREER STATS (OFFENSE)



WR | 6-4 | 206 | R-Fr.
St. Louis, Mo.
Gateway Stem H.S.

27 Trent Shelton

Career-Highs

Receptions ..... 1, at UT Martin (9/27/25)
Receiving Yards ..... 6, at UT Martin (9/27/25)
Receiving TDs ..... -
Long Reception ..... 6, at UT Martin (9/27/25)

Shelton's Game-by-Game Receiving Stats 2025

Date	Opponent	NO	YDS	TD	LG
8/30/25	at Arkansas State	DNP	-	-	-
9/6/25	North Alabama	DNP	-	-	-
9/13/25	at North Dakota State	DNP	-	-	-
9/20/25	Southern Illinois	DNP	-	-	-
9/27/25	at UT Martin	1	6	0	6
10/11/25	Tennessee State				
10/18/25	Eastern Illinois				
10/25/25	at Tennessee Tech				
11/1/25	Charleston Southern				
11/8/25	at Gardner-Webb				
11/15/25	at Western Illinois				
11/22/25	Lindenwood				

Shelton's Career Statistics at Southeast Missouri

Receiving	G	GS	Rec	Yds	TD	Lg	Rec/G	Avg/C	Avg/G
2025	1	0	1	6	0	6	1.0	6.0	6.0



QB | 6-0 | 207 | Jr.
Memphis, Tenn.
Briarcrest Christian H.S.
Kent State

13 JD Sherrod

Career-Highs

Pass Completions ..... -
Pass Attempts ..... -
Passing Yards ..... -
Longest Pass ..... -
Pass TDs ..... -
Rushes ..... -
Rushing Yards ..... -
Longest Rush ..... -
Rushing TDs ..... -
Total Offense ..... -

Sherrod's Game-by-Game Passing Stats 2025

Date	Opponent	C-A-I	YDS	TD	LG
8/30/25	at Arkansas State	DNP	-	-	-
9/6/25	North Alabama	DNP	-	-	-
9/13/25	at North Dakota State	DNP	-	-	-
9/20/25	Southern Illinois	DNP	-	-	-
9/27/25	at UT Martin	DNP	-	-	-
10/11/25	Tennessee State				
10/18/25	Eastern Illinois				
10/25/25	at Tennessee Tech				
11/1/25	Charleston Southern				
11/8/25	at Gardner-Webb				
11/15/25	at Western Illinois				
11/22/25	Lindenwood				

Sherrod's Game-by-Game Rushing Stats 2025

Date	Opponent	ATT	YDS	TD	LG
8/30/25	at Arkansas State	DNP	-	-	-
9/6/25	North Alabama	DNP	-	-	-
9/13/25	at North Dakota State	DNP	-	-	-
9/20/25	Southern Illinois	DNP	-	-	-
9/27/25	at UT Martin				
10/11/25	Tennessee State				
10/18/25	Eastern Illinois				
10/25/25	at Tennessee Tech				
11/1/25	Charleston Southern				
11/8/25	at Gardner-Webb				
11/15/25	at Western Illinois				
11/22/25	Lindenwood				

Sherrod's Career Statistics at Southeast Missouri

Passing	G	GS	Cmp	Att	Int	Yds	TD	Lg	Pct.	Avg/G	Eff.
2025											

Rushing	G	GS	Att	Yds	TD	Lg	Avg/C	Avg/G
2025								

RB | 5-10 | 210 | R-Fr.
Sikeston, Mo.
Sikeston H.S.

29 Keodrick Sherrod

Career-Highs

Attempts ..... -
Rushing Yards ..... -
Longest Rush ..... -
Rushing TDs ..... -
Receptions ..... -
Receiving Yards ..... -
Receiving TDs ..... -
Long Reception ..... -

Sherrod's Game-by-Game Rushing Stats 2025

Date	Opponent	ATT	YDS	TD	LG
8/30/25	at Arkansas State	DNP	-	-	-
9/6/25	North Alabama	DNP	-	-	-
9/13/25	at North Dakota State	DNP	-	-	-
9/20/25	Southern Illinois	DNP	-	-	-
9/27/25	at UT Martin	DNP	-	-	-
10/11/25	Tennessee State				
10/18/25	Eastern Illinois				
10/25/25	at Tennessee Tech				
11/1/25	Charleston Southern				
11/8/25	at Gardner-Webb				
11/15/25	at Western Illinois				
11/22/25	Lindenwood				

Sherrod's Career Statistics at Southeast Missouri

Rushing	G	GS	Att	Yds	TD	Lg	Avg/C	Avg/G
2025								

Receiving	G	GS	Rec	Yds	TD	Lg	Rec/G	Avg/C	Avg/G
2025									

RB | 5-11 | 207 | R-Fr.
Portageville, Mo.
Portageville H.S.

44 Jamarion Smith

Career-Highs

Attempts ..... -
Rushing Yards ..... -
Longest Rush ..... -
Rushing TDs ..... -
Receptions ..... -
Receiving Yards ..... -
Receiving TDs ..... -
Long Reception ..... -

Smith's Game-by-Game Rushing Stats 2025

Date	Opponent	ATT	YDS	TD	LG
8/30/25	at Arkansas State	DNP	-	-	-
9/6/25	North Alabama	DNP	-	-	-
9/13/25	at North Dakota State	DNP	-	-	-
9/20/25	Southern Illinois	DNP	-	-	-
9/27/25	at UT Martin	DNP	-	-	-
10/11/25	Tennessee State				
10/18/25	Eastern Illinois				
10/25/25	at Tennessee Tech				
11/1/25	Charleston Southern				
11/8/25	at Gardner-Webb				
11/15/25	at Western Illinois				
11/22/25	Lindenwood				

Smith's Career Statistics at Southeast Missouri

Rushing	G	GS	Att	Yds	TD	Lg	Avg/C	Avg/G
2025								

Receiving	G	GS	Rec	Yds	TD	Lg	Rec/G	Avg/C	Avg/G
2025									

TE | 6-6 | 235 | Fr.
Republic, Mo.
Republic H.S.

42 CJ Uhl

Career-Highs

Receptions ..... -
Receiving Yards ..... -
Receiving TDs ..... -
Long Reception ..... -

Uhl's Game-by-Game Receiving Stats 2025

Date	Opponent	NO	YDS	TD	LG
8/30/25	at Arkansas State	DNP	-	-	-
9/6/25	North Alabama	DNP	-	-	-
9/13/25	at North Dakota State	DNP	-	-	-
9/20/25	Southern Illinois	DNP	-	-	-
9/27/25	at UT Martin	DNP	-	-	-
10/11/25	Tennessee State				
10/18/25	Eastern Illinois				
10/25/25	at Tennessee Tech				
11/1/25	Charleston Southern				
11/8/25	at Gardner-Webb				

CAREER-HIGHS/GAME-BY-GAME/CAREER STATS (OFFENSE)

TENNESSEE STATE
OCTOBER 11

11/15/25	at Western Illinois
11/22/25	Lindenwood

Uhl's Career Statistics at Southeast Missouri

Receiving	G	GS	Rec	Yds	TD	Lg	Rec/G	Avg/C	Avg/G
2025									



QB | 6-5 | 213 | R-Fr.
Kenosha, Wis.
Carmel Catholic H.S.

4 Johnny Weber

Career-Highs

Pass Completions	9, at UT Martin (9/27/25)
Pass Attempts	18, at UT Martin (9/27/25)
Passing Yards	87, at UT Martin (9/27/25)
Longest Pass	19, at UT Martin (9/27/25)
Pass TDs	-
Rushes	3, at UT Martin (9/27/25)
Rushing Yards	-
Longest Rush	4, at UT Martin (9/27/25)
Rushing TDs	-
Total Offense	72, at UT Martin (9/27/25)

Weber's Game-by-Game Passing Stats
2025

Date	Opponent	C-A-I	YDS	TD	LG
8/30/25	at Arkansas State	DNP	-	-	-
9/6/25	North Alabama	DNP	-	-	-
9/13/25	at North Dakota State	DNP	-	-	-
9/20/25	Southern Illinois	DNP	-	-	-
9/27/25	at UT Martin	9-18-0	87	0	19
10/11/25	Tennessee State				
10/18/25	Eastern Illinois				
10/25/25	at Tennessee Tech				
11/1/25	Charleston Southern				
11/8/25	at Gardner-Webb				
11/15/25	at Western Illinois				
11/22/25	Lindenwood				

Weber's Game-by-Game Rushing Stats
2025

Date	Opponent	ATT	YDS	TD	LG
8/30/25	at Arkansas State	DNP	-	-	-
9/6/25	North Alabama	DNP	-	-	-
9/13/25	at North Dakota State	DNP	-	-	-
9/20/25	Southern Illinois	DNP	-	-	-
9/27/25	at UT Martin	3	-15	0	4
10/11/25	Tennessee State				
10/18/25	Eastern Illinois				
10/25/25	at Tennessee Tech				
11/1/25	Charleston Southern				
11/8/25	at Gardner-Webb				
11/15/25	at Western Illinois				
11/22/25	Lindenwood				

Weber's Career Statistics at Southeast Missouri

Passing	G	GS	Cmp	Att	Int	Yds	TD	Lg	Pct.	Avg/G	Eff.
2025	1	0	9	18	0	87	0	19	50.0	87.0	90.6

Rushing	G	GS	Att	Yds	TD	Lg	Avg/C	Avg/G
2025	1	0	3	-15	0	4	-5.0	-15.0

WR | 6-2 | 202 | Jr.
Imperial, Mo.
Seckman H.S.

84 Anthony Westervelt

Career-Highs

Receptions	5, at Arkansas State (8/30/25)
Receiving Yards	50, at Arkansas State (8/30/25)
Receiving TDs	-
Long Reception	24, at Arkansas State (8/30/25)

Westervelt's Game-by-Game Receiving Stats
2025

Date	Opponent	NO	YDS	TD	LG
8/30/25	at Arkansas State	5	50	0	24
9/6/25	North Alabama	2	21	0	11
9/13/25	at North Dakota State	DNP	-	-	-
9/20/25	Southern Illinois	DNP	-	-	-
9/27/25	at UT Martin	DNP	-	-	-
10/11/25	Tennessee State				
10/18/25	Eastern Illinois				
10/25/25	at Tennessee Tech				
11/1/25	Charleston Southern				
11/8/25	at Gardner-Webb				
11/15/25	at Western Illinois				
11/22/25	Lindenwood				

2024

Date	Opponent	NO	YDS	TD	LG
8/24/24	vs. North Alabama	0	0	0	0
8/31/24	at New Mexico State	0	0	0	0
9/7/24	UT Martin	0	0	0	0
9/21/24	at Southern Illinois	0	0	0	0
9/28/24	Northwestern State	0	0	0	0
10/5/24	at Eastern Illinois	0	0	0	0
10/12/24	Tennessee Tech	1	9	0	9
10/19/24	at Charleston Southern	0	0	0	0
10/26/24	Gardner-Webb	0	0	0	0
11/9/24	at Lindenwood	0	0	0	0
11/16/24	Western Illinois	0	0	0	0
11/23/24	at Tennessee State	0	0	0	0
11/30/24	Illinois State	0	0	0	0

Westervelt's Career Statistics at Southeast Missouri

Receiving	G	GS	Rec	Yds	TD	Lg	Rec/G	Avg/C	Avg/G
2024	13	0	1	9	0	9	.07	9.0	.69
2025	2	2	7	71	0	24	3.5	10.1	35.5
Totals	15	2	8	80	0	24	0.5	10.0	5.3

TENNESSEE STATE
OCTOBER 11

CAREER-HIGHS/GAME-BY-GAME/CAREER STATS (DEFENSE)



OLB | 6-3 | 235 | Fr.
Lebanon, Mo.
Lebanon H.S.

96 Nick Allen

Career-Highs

Tackles ..... -
Tackles for Loss ..... -
Sacks ..... -
Interceptions ..... -
Pass Breakups ..... -
Forced Fumbles ..... -
Fumble Recoveries ..... -

Allen's Game-by-Game Defensive Stats
2025

Date	Opponent	TT	TFL	S	INT	PBU	F/R
8/30/25	at Arkansas State	DNP	-	-	-	-	-
9/6/25	North Alabama	DNP	-	-	-	-	-
9/13/25	at North Dakota State	DNP	-	-	-	-	-
9/20/25	Southern Illinois	DNP	-	-	-	-	-
9/27/25	at UT Martin	DNP	-	-	-	-	-
10/11/25	Tennessee State						
10/18/25	Eastern Illinois						
10/25/25	at Tennessee Tech						
11/1/25	Charleston Southern						
11/8/25	at Gardner-Webb						
11/15/25	at Western Illinois						
11/22/25	Lindenwood						

Allen's Career Statistics at Southeast Missouri

Defense	G	GS	S-A-TT	TFL	SACK	INT	PBU	F/R
2025								

S | 5-11 | 186 | Gr.
West Palm Beach, Fla.
St. Thomas Aquinas H.S.
Valdosta State

27 Blaine Anderson

Career-Highs

Tackles ..... -
Tackles for Loss ..... -
Sacks ..... -
Interceptions ..... -
Pass Breakups ..... -
Forced Fumbles ..... -
Fumble Recoveries ..... -

Anderson's Game-by-Game Defensive Stats
2025

Date	Opponent	TT	TFL	S	INT	PBU	F/R
8/30/25	at Arkansas State	DNP	-	-	-	-	-
9/6/25	North Alabama	DNP	-	-	-	-	-
9/13/25	at North Dakota State	DNP	-	-	-	-	-
9/20/25	Southern Illinois	DNP	-	-	-	-	-
9/27/25	at UT Martin	DNP	-	-	-	-	-
10/11/25	Tennessee State						
10/18/25	Eastern Illinois						
10/25/25	at Tennessee Tech						
11/1/25	Charleston Southern						
11/8/25	at Gardner-Webb						
11/15/25	at Western Illinois						
11/22/25	Lindenwood						

Anderson's Career Statistics at Southeast Missouri

Defense	G	GS	S-A-TT	TFL	SACK	INT	PBU	F/R
2025								

CB | 5-11 | 192 | So.
Batesville, Miss.
South Panola H.S.

35 Khalik Boothe

Career-Highs

Tackles ..... 1, 2x, last vs. Gardner-Webb (10/26/24)
Tackles for Loss ..... -
Sacks ..... -
Interceptions ..... -
Pass Breakups ..... -
Forced Fumbles ..... -
Fumble Recoveries ..... -

Boothe's Game-by-Game Defensive Stats
2025

Date	Opponent	TT	TFL	S	INT	PBU	F/R
8/30/25	at Arkansas State	DNP	-	-	-	-	-
9/6/25	North Alabama	DNP	-	-	-	-	-
9/13/25	at North Dakota State	DNP	-	-	-	-	-
9/20/25	Southern Illinois	DNP	-	-	-	-	-
9/27/25	at UT Martin	DNP	-	-	-	-	-
10/11/25	Tennessee State						
10/18/25	Eastern Illinois						
10/25/25	at Tennessee Tech						
11/1/25	Charleston Southern						
11/8/25	at Gardner-Webb						
11/15/25	at Western Illinois						
11/22/25	Lindenwood						

2024

Date	Opponent	TT	TFL	S	INT	PBU	F/R
9/21/24	at Southern Illinois	0	0	0	0	0	0/0
9/28/24	Northwestern State	0	0	0	0	0	0/0
10/5/24	at Eastern Illinois	0	0	0	0	0	0/0
10/12/24	Tennessee Tech	1	0	0	0	0	0/0
10/19/24	at Charleston Southern	0	0	0	0	0	0/0
10/2624	Gardner-Webb	1	0	0	0	0	0/0
11/9/24	at Lindenwood	0	0	0	0	0	0/0
11/16/24	Western Illinois	0	0	0	0	0	0/0
11/30/24	Illinois State	0	0	0	0	0	0/0

Boothe's Career Statistics at Southeast Missouri

Defense	G	GS	S-A-TT	TFL	SACK	INT	PBU	F/R
2024	9	0	1-1-2	0	0	0	0	0/0
2025								
Totals	9	0	1-1-2	0	0	0	0	0/0

CB | 6-2 | 192 | Fr.
Union, Ky.
Cooper H.S.

2 Isaac Brown

Career-Highs

Tackles ..... -
Tackles for Loss ..... -
Sacks ..... -
Interceptions ..... -
Pass Breakups ..... -
Forced Fumbles ..... -
Fumble Recoveries ..... -

Brown's Game-by-Game Defensive Stats
2025

Date	Opponent	TT	TFL	S	INT	PBU	F/R
8/30/25	at Arkansas State	DNP	-	-	-	-	-
9/6/25	North Alabama	DNP	-	-	-	-	-
9/13/25	at North Dakota State	DNP	-	-	-	-	-
9/20/25	Southern Illinois	DNP	-	-	-	-	-
9/27/25	at UT Martin	DNP	-	-	-	-	-
10/11/25	Tennessee State						
10/18/25	Eastern Illinois						
10/25/25	at Tennessee Tech						
11/1/25	Charleston Southern						
11/8/25	at Gardner-Webb						
11/15/25	at Western Illinois						
11/22/25	Lindenwood						

Brown's Career Statistics at Southeast Missouri

Defense	G	GS	S-A-TT	TFL	SACK	INT	PBU	F/R
2025								

DL | 6-2 | 290 | Jr.
Centralia, Ill.
Centralia H.S.

91 Jehchys Brown

Career-Highs

Tackles ..... 5, vs. Gardner-Webb (10/26/24)
Tackles for Loss ..... 1.0, 2x, last vs. Gardner-Webb (10/26/24)
Sacks ..... 1.0, 2x, last vs. North Alabama (9/6/25)
Interceptions ..... -
Pass Breakups ..... 1, at Southern Illinois (9/21/24)
Forced Fumbles ..... -
Fumble Recoveries ..... -

Brown's Game-by-Game Defensive Stats
2025

Date	Opponent	TT	TFL	S	INT	PBU	F/R
8/30/25	at Arkansas State	0	0	0	0	0	0/0
9/6/25	North Alabama	4	1.0	1.0	0	0	0/0
9/13/25	at North Dakota State	1	0	0	0	0	0/0
9/20/25	Southern Illinois	2	0	0	0	0	0/0
9/27/25	at UT Martin	2	0	0	0	0	0/0
10/11/25	Tennessee State						
10/18/25	Eastern Illinois						
10/25/25	at Tennessee Tech						
11/1/25	Charleston Southern						
11/8/25	at Gardner-Webb						
11/15/25	at Western Illinois						
11/22/25	Lindenwood						

CAREER-HIGHS/GAME-BY-GAME/CAREER STATS (DEFENSE)

TENNESSEE STATE
OCTOBER 11

2024

Date	Opponent	TT	TFL	S	INT	PBU	F/R
8/24/24	vs. North Alabama	0	0	0	0	0	0/0
8/31/24	at New Mexico State	1	0	0	0	0	0/0
9/7/24	UT Martin	2	0	0	0	0	0/0
9/21/24	at Southern Illinois	1	0	0	0	1	0/0
9/28/24	Northwestern State	1	0	0	0	0	0/0
10/5/24	at Eastern Illinois	1	1.0	1	0	0	0/0
10/12/24	Tennessee Tech	1	0	0	0	0	0/0
10/19/24	at Charleston Southern	0	0	0	0	0	0/0
10/26/24	Gardner-Webb	5	1.0	0	0	0	0/0
11/9/24	at Lindenwood	4	0	0	0	0	0/0
11/16/24	Western Illinois	1	0	0	0	0	0/0
11/23/24	at Tennessee State	1	0	0	0	0	0/0
11/30/24	Illinois State	3	0	0	0	0	0/0

2023

Date	Opponent	TT	TFL	S	INT	PBU	F/R
9/9/23	Lindenwood	1	0	0	0	0	0/0
11/4/23	Robert Morris	1	0	0	0	0	0/0
11/18/23	at Bryant	0	0	0	0	0	0/0

Brown's Career Statistics at Southeast Missouri

Defense	G	GS	S-A-TT	TFL	SACK	INT	PBU	F/R
2023	3	0	0-2-2	0	0	0	0	0/0
2024	13	1	5-16-21	2.0	1.0	0	1	0/0
2025	5	1	3-6-9	1.0	1.0	0	0	0/0
Totals	21	2	8-24-32	3.0	2.0	0	1	0/0

ILB | 6-0 | 209 | Fr.
Fair Grove, Mo.
Fair Grove H.S.

48 Brock Bruner

Career-Highs

Tackles ..... -
Tackles for Loss ..... -
Sacks ..... -
Interceptions ..... -
Pass Breakups ..... -
Forced Fumbles ..... -
Fumble Recoveries ..... -

Bruner's Game-by-Game Defensive Stats
2025

Date	Opponent	TT	TFL	S	INT	PBU	F/R
8/30/25	at Arkansas State	0	0	0	0	0	0/0
9/6/25	North Alabama	0	0	0	0	0	0/0
9/13/25	at North Dakota State	0	0	0	0	0	0/0
9/20/25	Southern Illinois	0	0	0	0	0	0/0
9/27/25	at UT Martin	DNP	-	-	-	-	-
10/11/25	Tennessee State						
10/18/25	Eastern Illinois						
10/25/25	at Tennessee Tech						
11/1/25	Charleston Southern						
11/8/25	at Gardner-Webb						
11/15/25	at Western Illinois						
11/22/25	Lindenwood						

Bruner's Career Statistics at Southeast Missouri

Defense	G	GS	S-A-TT	TFL	SACK	INT	PBU	F/R
2025	4	0	0-0-0	0	0	0	0	0/0

CB | 5-10 | 184 | So.
Skokie, Ill.
Niles North H.S.
McKendree College

37 Pervis Brunson

Career-Highs

Tackles ..... -
Tackles for Loss ..... -
Sacks ..... -
Interceptions ..... -
Pass Breakups ..... -
Forced Fumbles ..... -
Fumble Recoveries ..... -

Brunson's Game-by-Game Defensive Stats
2025

Date	Opponent	TT	TFL	S	INT	PBU	F/R
8/30/25	at Arkansas State	DNP	-	-	-	-	-
9/6/25	North Alabama	DNP	-	-	-	-	-
9/13/25	at North Dakota State	DNP	-	-	-	-	-
9/20/25	Southern Illinois	DNP	-	-	-	-	-
9/27/25	at UT Martin	0	0	0	0	0	0/0
10/11/25	Tennessee State						
10/18/25	Eastern Illinois						
10/25/25	at Tennessee Tech						
11/1/25	Charleston Southern						
11/8/25	at Gardner-Webb						
11/15/25	at Western Illinois						
11/22/25	Lindenwood						

Brunson's Career Statistics at Southeast Missouri

Defense	G	GS	S-A-TT	TFL	SACK	INT	PBU	F/R
2025	1	0	0-0-0	0	0	0	0	0/0



DL | 6-2 | 272 | Sr.
Edwardsville, Ill.
Edwardsville H.S.

55 Nasim Cairo

Career-Highs

Tackles ..... 7, vs. UT Martin (9/7/24)
Tackles for Loss ..... 2.0, 2x, last vs. North Alabama (8/24/24)
Sacks ..... 2.0, vs. North Alabama (8/24/24)
Interceptions ..... -
Pass Breakups ..... 1, vs. North Alabama (8/24/24)
Forced Fumbles ..... 1, 2x, last vs. North Alabama (8/24/24)
Fumble Recoveries ..... 1, at Arkansas State (8/30/25)

Cairo's Game-by-Game Defensive Stats
2025

Date	Opponent	TT	TFL	S	INT	PBU	F/R
8/30/25	at Arkansas State	0	0	0	0	0	0/1
9/6/25	North Alabama	5	0	0	0	0	0/0
9/13/25	at North Dakota State	2	0	0	0	0	0/0
9/20/25	Southern Illinois	3	0	0	0	0	0/0
9/27/25	at UT Martin	DNP	-	-	-	-	-
10/11/25	Tennessee State						
10/18/25	Eastern Illinois						
10/25/25	at Tennessee Tech						
11/1/25	Charleston Southern						
11/8/25	at Gardner-Webb						
11/15/25	at Western Illinois						
11/22/25	Lindenwood						

2024

Date	Opponent	TT	TFL	S	INT	PBU	F/R
8/24/24	vs. North Alabama	4	2.0	2.0	0	1	1/0
8/31/24	at New Mexico State	0	0	0	0	0	0/0
9/7/24	UT Martin	7	0.5	0.5	0	0	0/0
9/21/24	at Southern Illinois	6	0.5	0	0	0	0/0
9/28/24	Northwestern State	1	0	0	0	0	0/0
10/5/24	at Eastern Illinois	1	1.0	1.0	0	0	0/0
10/12/24	Tennessee Tech	2	0.5	0.5	0	0	0/0
10/19/24	at Charleston Southern	1	1.0	0	0	0	0/0
10/26/24	Gardner-Webb	3	0	0	0	0	0/0
11/9/24	at Lindenwood	3	0	0	0	0	0/0
11/16/24	Western Illinois	4	0	0	0	0	0/0
11/23/24	at Tennessee State	5	0	0	0	0	0/0
11/30/24	Illinois State	3	0	0	0	0	0/0

2023

Date	Opponent	TT	TFL	S	INT	PBU	F/R
9/2/23	at Kansas State	3	0	0	0	0	0/0
9/9/23	Lindenwood	1	0	0	0	0	0/0
9/16/23	Southern Illinois	3	0	0	0	0	0/0
9/23/23	at Eastern Kentucky	2	0	0	0	0	0/0
10/7/23	at Central Arkansas	0	0	0	0	0	0/0
11/4/23	Robert Morris	1	0	0	0	0	0/0
11/11/23	at UT Martin	3	0.5	0	0	0	0/0
11/18/23	at Bryant	0	0	0	0	0	0/0

2022

Date	Opponent	TT	TFL	S	INT	PBU	F/R
9/3/22	at Iowa State	0	0	0	0	0	0/0
9/10/22	at Southern Illinois	1	0	0	0	0	0/0
9/17/22	Nicholls	2	0.5	0	0	0	0/0
9/24/22	Central Arkansas	3	2.0	0.5	0	0	0/0
10/1/22	at Lindenwood	2	0.5	0.5	0	0	0/0
10/8/22	Tennessee Tech	1	0	0	0	0	0/0
10/22/22	at Northwestern State	1	1.0	1.0	0	0	1/0
10/29/22	Eastern Kentucky	4	0	0	0	0	0/0
11/5/22	at Tennessee State	3	1.5	0.5	0	0	0/0
11/12/22	at Eastern Illinois	1	0	0	0	0	0/0
11/19/22	Murray State	2	0.5	0	0	0	0/0
11/26/22	at Montana	2	0.5	0	0	0	0/0

Cairo's Career Statistics at Southeast Missouri

Defense	G	GS	S-A-TT	TFL	SACK	INT	PBU	F/R
2022	12	0	8-17-25	7.0	4.0	0	0	1/0
2023	8	2	3-10-13	0.5	0	0	0	0/0
2024	13	13	13-27-40	5.5	4.0	0	1	1/0
2025	4	4	1-9-10	0	0	0	0	0/1
Totals	37	19	25-63-88	13.0	8.0	0	1	2/1

TENNESSEE STATE
OCTOBER 11

CAREER-HIGHS/GAME-BY-GAME/CAREER STATS (DEFENSE)

DL | 6-1 | 315 | Fr.
Merrillville, Ind.
Merrillville H.S.

92 Adam Camphor

Career-Highs

Tackles ..... -
Tackles for Loss ..... -
Sacks ..... -
Interceptions ..... -
Pass Breakups ..... -
Forced Fumbles ..... -
Fumble Recoveries ..... -

Camphor's Game-by-Game Defensive Stats 2025

Date	Opponent	TT	TFL	S	INT	PBU	F/R
8/30/25	at Arkansas State	DNP	-	-	-	-	-
9/6/25	North Alabama	DNP	-	-	-	-	-
9/13/25	at North Dakota State	DNP	-	-	-	-	-
9/20/25	Southern Illinois	DNP	-	-	-	-	-
9/27/25	at UT Martin	DNP	-	-	-	-	-
10/11/25	Tennessee State						
10/18/25	Eastern Illinois						
10/25/25	at Tennessee Tech						
11/1/25	Charleston Southern						
11/8/25	at Gardner-Webb						
11/15/25	at Western Illinois						
11/22/25	Lindenwood						

Camphor's Career Statistics at Southeast Missouri

Defense	G	GS	S-A-TT	TFL	SACK	INT	PBU	F/R
2025								

ILB | 6-0 | 218 | Jr.
Mokena, Ill.
Lincoln-Way East H.S.
Western Illinois

53 Michael Cardilli

Career-Highs

Tackles ..... -
Tackles for Loss ..... -
Sacks ..... -
Interceptions ..... -
Pass Breakups ..... -
Forced Fumbles ..... -
Fumble Recoveries ..... -

Cardilli's Game-by-Game Defensive Stats 2025

Date	Opponent	TT	TFL	S	INT	PBU	F/R
8/30/25	at Arkansas State	DNP	-	-	-	-	-
9/6/25	North Alabama	DNP	-	-	-	-	-
9/13/25	at North Dakota State	DNP	-	-	-	-	-
9/20/25	Southern Illinois	DNP	-	-	-	-	-
9/27/25	at UT Martin	DNP	-	-	-	-	-
10/11/25	Tennessee State						
10/18/25	Eastern Illinois						
10/25/25	at Tennessee Tech						
11/1/25	Charleston Southern						
11/8/25	at Gardner-Webb						
11/15/25	at Western Illinois						
11/22/25	Lindenwood						

Cardilli's Career Statistics at Southeast Missouri

Defense	G	GS	S-A-TT	TFL	SACK	INT	PBU	F/R
2025								

OLB | 6-2 | 244 | Sr.
Crosby, Texas
Crosby H.S.
Trinity Valley CC

4 McCoy Casey

Career-Highs

Tackles ..... 9, at Southern Illinois (9/24/24)
Tackles for Loss ..... 3.5, at Southern Illinois (9/24/24)
Sacks ..... 1.5, at Southern Illinois (9/24/24)
Interceptions ..... -
Pass Breakups ..... 1, 2x, last at Eastern Illinois (10/5/24)
Forced Fumbles ..... 1, at Lindenwood (11/9/24)
Fumble Recoveries ..... 1, vs. North Alabama (8/24/24)

Casey's Game-by-Game Defensive Stats 2025

Date	Opponent	TT	TFL	S	INT	PBU	F/R
8/30/25	at Arkansas State	2	0	0	0	0	0/0
9/6/25	North Alabama	2	0	0	0	0	0/0
9/13/25	at North Dakota State	DNP	-	-	-	-	-
9/20/25	Southern Illinois	DNP	-	-	-	-	-
9/27/25	at UT Martin	DNP	-	-	-	-	-
10/11/25	Tennessee State						
10/18/25	Eastern Illinois						
10/25/25	at Tennessee Tech						
11/1/25	Charleston Southern						
11/8/25	at Gardner-Webb						
11/15/25	at Western Illinois						
11/22/25	Lindenwood						

2024

Date	Opponent	TT	TFL	S	INT	PBU	F/R
8/24/24	vs. North Alabama	1	0	0	0	0	0/1
8/31/24	at New Mexico State	8	1.0	0.5	0	0	0/0
9/7/24	UT Martin	6	0	0	0	0	0/0
9/21/24	at Southern Illinois	9	3.5	1.5	0	1	0/0
9/28/24	Northwestern State	2	0.5	0	0	0	0/0
10/5/24	at Eastern Illinois	2	1.0	1.0	0	1	0/0
10/12/24	Tennessee Tech	4	0	0	0	0	0/0
10/19/24	at Charleston Southern	4	0	0	0	0	0/0
10/26/24	Gardner-Webb	5	1.5	0	0	0	0/0
11/9/24	at Lindenwood	8	2.0	1.0	0	0	1/0
11/16/24	Western Illinois	7	1.5	1.0	0	0	0/0
11/23/24	at Tennessee State	1	0	0	0	0	0/0
11/30/24	Illinois State	4	0	0	0	0	0/0

Casey's Career Statistics at Southeast Missouri

Defense	G	GS	S-A-TT	TFL	SACK	INT	PBU	F/R
2024	13	12	26-35-61	11.0	5.0	0	2	1/1
2025	2	2	1-3-4	0	0	0	0	0/0
Totals	15	14	27-38-65	11.0	5.0	0	2	1/1



S | 5-11 | 192 | Jr.
St. James, La.
St. James H.S.
Coffeyville CC

28 Cyler Christmas

Career-Highs

Tackles ..... 3, at Arkansas State (8/30/25)
Tackles for Loss ..... -
Sacks ..... -
Interceptions ..... -
Pass Breakups ..... 1, at North Dakota State (9/13/25)
Forced Fumbles ..... -
Fumble Recoveries ..... -

Christmas' Game-by-Game Defensive Stats 2025

Date	Opponent	TT	TFL	S	INT	PBU	F/R
8/30/25	at Arkansas State	3	0	0	0	0	0/0
9/6/25	North Alabama	0	0	0	0	0	0/0
9/13/25	at North Dakota State	0	0	0	0	1	0/0
9/20/25	Southern Illinois	1	0	0	0	0	0/0
9/27/25	at UT Martin	0	0	0	0	0	0/0
10/11/25	Tennessee State						
10/18/25	Eastern Illinois						
10/25/25	at Tennessee Tech						
11/1/25	Charleston Southern						
11/8/25	at Gardner-Webb						
11/15/25	at Western Illinois						
11/22/25	Lindenwood						

Christmas' Career Statistics at Southeast Missouri

Defense	G	GS	S-A-TT	TFL	SACK	INT	PBU	F/R
2025	5	1	2-2-4	0	0	0	1	0/0



OLB | 6-4 | 230 | So.
Tucson, Ariz.
Tanque Verde H.S.

94 Eli Clausen

Career-Highs

Tackles ..... -
Tackles for Loss ..... -
Sacks ..... -
Interceptions ..... -
Pass Breakups ..... -
Forced Fumbles ..... -
Fumble Recoveries ..... -

Clausen's Game-by-Game Defensive Stats 2025

Date	Opponent	TT	TFL	S	INT	PBU	F/R
8/30/25	at Arkansas State	DNP	-	-	-	-	-
9/6/25	North Alabama	DNP	-	-	-	-	-
9/13/25	at North Dakota State	DNP	-	-	-	-	-
9/20/25	Southern Illinois	DNP	-	-	-	-	-
9/27/25	at UT Martin	DNP	-	-	-	-	-
10/11/25	Tennessee State						
10/18/25	Eastern Illinois						
10/25/25	at Tennessee Tech						
11/1/25	Charleston Southern						
11/8/25	at Gardner-Webb						

CAREER-HIGHS/GAME-BY-GAME/CAREER STATS (DEFENSE)

TENNESSEE STATE
OCTOBER 11

11/15/25 at Western Illinois
11/22/25 Lindenwood

Clausen's Career Statistics at Southeast Missouri

Defense	G	GS	S-A-TT	TFL	SACK	INT	PBU	F/R
2025								

ILB | 6-1 | 228 | So.
Manteca, Calif.
Manteca H.S.
Modesto JC

32 Alijah Cota

Career-Highs

Tackles ..... 2, vs. Southern Illinois (9/20/25)
Tackles for Loss ..... -
Sacks ..... -
Interceptions ..... -
Pass Breakups ..... -
Forced Fumbles ..... -
Fumble Recoveries ..... -

Cota's Game-by-Game Defensive Stats 2025

Date	Opponent	TT	TFL	S	INT	PBU	F/R
8/30/25	at Arkansas State	DNP	-	-	-	-	-
9/6/25	North Alabama	DNP	-	-	-	-	-
9/13/25	at North Dakota State	0	0	0	0	0	0/0
9/20/25	Southern Illinois	2	0	0	0	0	0/0
9/27/25	at UT Martin	0	0	0	0	0	0/0
10/11/25	Tennessee State						
10/18/25	Eastern Illinois						
10/25/25	at Tennessee Tech						
11/1/25	Charleston Southern						
11/8/25	at Gardner-Webb						
11/15/25	at Western Illinois						
11/22/25	Lindenwood						

Cota's Career Statistics at Southeast Missouri

Defense	G	GS	S-A-TT	TFL	SACK	INT	PBU	F/R
2025	3	0	1-1-2	0	0	0	0	0/0

ILB | 5-11 | 218 | So.
Alabaster, Ala.
Thompson H.S.

54 Jayden Davis

Career-Highs

Tackles ..... 5, 2x, last at North Dakota State (9/13/25)
Tackles for Loss ..... 1, at UT Martin (9/27/25)
Sacks ..... -
Interceptions ..... -
Pass Breakups ..... -
Forced Fumbles ..... -
Fumble Recoveries ..... -

Davis' Game-by-Game Defensive Stats 2025

Date	Opponent	TT	TFL	S	INT	PBU	F/R
8/30/25	at Arkansas State	5	0	0	0	0	0/0
9/6/25	North Alabama	2	0	0	0	0	0/0
9/13/25	at North Dakota State	1	0	0	0	0	0/0
9/20/25	Southern Illinois	1	0	0	0	0	0/0
9/27/25	at UT Martin	4	1.0	0	0	0	0/0
10/11/25	Tennessee State						
10/18/25	Eastern Illinois						
10/25/25	at Tennessee Tech						
11/1/25	Charleston Southern						
11/8/25	at Gardner-Webb						
11/15/25	at Western Illinois						
11/22/25	Lindenwood						

Davis' Career Statistics at Southeast Missouri

Defense	G	GS	S-A-TT	TFL	SACK	INT	PBU	F/R
2025	5	2	7-10-17	1.5	0	0	0	0/0

S | 6-0 | 187 | Jr.
Baton Rouge, La.
Woodlawn H.S.

23 DJ Delmore

Career-Highs

Tackles ..... 7, at UT Martin (9/27/25)
Tackles for Loss ..... 1.0, at UT Martin (9/27/25)
Sacks ..... 1.0, at UT Martin (9/27/25)
Interceptions ..... -
Pass Breakups ..... -
Forced Fumbles ..... -
Fumble Recoveries ..... -

Delmore's Game-by-Game Defensive Stats 2025

Date	Opponent	TT	TFL	S	INT	PBU	F/R
8/30/25	at Arkansas State	1	0	0	0	0	0/0
9/6/25	North Alabama	4	0	0	0	0	0/0
9/13/25	at North Dakota State	0	0	0	0	0	0/0
9/20/25	Southern Illinois	0	0	0	0	0	0/0
9/27/25	at UT Martin	7	1.0	1.0	0	0	0/0
10/11/25	Tennessee State						
10/18/25	Eastern Illinois						
10/25/25	at Tennessee Tech						
11/1/25	Charleston Southern						
11/8/25	at Gardner-Webb						
11/15/25	at Western Illinois						
11/22/25	Lindenwood						

2024

Date	Opponent	TT	TFL	S	INT	PBU	F/R
8/24/24	vs. North Alabama	0	0	0	0	0	0/0
8/31/24	at New Mexico State	1	0	0	0	0	0/0
9/7/24	UT Martin	0	0	0	0	0	0/0
9/21/24	at Southern Illinois	0	0	0	0	0	0/0
9/28/24	Northwestern State	0	0	0	0	0	0/0
10/5/24	at Eastern Illinois	0	0	0	0	0	0/0
10/12/24	Tennessee Tech	2	0	0	0	0	0/0
10/19/24	at Charleston Southern	1	0	0	0	0	0/0
10/26/24	Gardner-Webb	0	0	0	0	0	0/0
11/9/24	at Lindenwood	1	0	0	0	0	0/0
11/16/24	Western Illinois	0	0	0	0	0	0/0
11/23/24	at Tennessee State	0	0	0	0	0	0/0
11/30/24	Illinois State	0	0	0	0	0	0/0

Delmore's Career Statistics at Southeast Missouri

Defense	G	GS	S-A-TT	TFL	SACK	INT	PBU	F/R
2024	13	0	3-2-5	0	0	0	0	0/0
2025	5	1	6-6-12	1.0	1.0	0	0	0/0
Totals	18	1	9-8-17	1.0	1.0	0	0	0/0



ILB | 6-2 | 227 | Sr.
Naples, Fla.
Naples H.S.

10 Slade Dollar

Career-Highs

Tackles ..... 10, at UT Martin (9/27/25)
Tackles for Loss ..... 1.5, at Tennessee State (11/5/22)
Sacks ..... 1.0, 2x, last at UT Martin (9/27/25)
Interceptions ..... 1, 2x, last vs. North Alabama (9/6/25)
Pass Breakups ..... 1, 2x, last vs. North Alabama (9/6/25)
Forced Fumbles ..... -
Fumble Recoveries ..... -

Dollar's Game-by-Game Defensive Stats 2025

Date	Opponent	TT	TFL	S	INT	PBU	F/R
8/30/25	at Arkansas State	5	0	0	0	0	0/0
9/6/25	North Alabama	3	0	0	1	1	0/0
9/13/25	at North Dakota State	5	0	0	0	0	0/0
9/20/25	Southern Illinois	7	0	0	0	0	0/0
9/27/25	at UT Martin	10	1.0	1.0	0	0	0/0
10/11/25	Tennessee State						
10/18/25	Eastern Illinois						
10/25/25	at Tennessee Tech						
11/1/25	Charleston Southern						
11/8/25	at Gardner-Webb						
11/15/25	at Western Illinois						
11/22/25	Lindenwood						

2024

Date	Opponent	TT	TFL	S	INT	PBU	F/R
8/24/24	vs. North Alabama	0	0	0	0	0	0/0
8/31/24	at New Mexico State	0	0	0	0	0	0/0
9/7/24	UT Martin	1	0	0	0	0	0-0
9/21/24	at Southern Illinois	3	0	0	0	0	0/0
9/28/24	Northwestern State	0	0	0	0	0	0/0
10/5/24	at Eastern Illinois	0	0	0	0	0	0/0
10/12/24	Tennessee Tech	4	0	0	1	0	0/0
10/19/24	at Charleston Southern	0	0	0	0	0	0/0
10/26/24	Gardner-Webb	1	0	0	0	0	0/0
11/9/24	at Lindenwood	0	0	0	0	0	0/0
11/16/24	Western Illinois	0	0	0	0	0	0/0
11/23/24	at Tennessee State	1	0	0	0	0	0/0
11/30/24	Illinois State	0	0	0	0	0	0/0

TENNESSEE STATE
OCTOBER 11

CAREER-HIGHS/GAME-BY-GAME/CAREER STATS (DEFENSE)

2023

Date	Opponent	TT	TFL	S	INT	PBU	F/R
9/2/23	at Kansas State	1	0	0	0	0	0/0
9/9/23	Lindenwood	2	0	0	0	0	0/0
9/16/23	Southern Illinois	1	0	0	0	0	0/0
9/23/23	at Eastern Kentucky	0	0	0	0	0	0/0
10/7/23	at Central Arkansas	0	0	0	0	0	0/0
10/14/23	Eastern Illinois	0	0	0	0	0	0/0
10/21/23	at Tennessee Tech	0	0	0	0	0	0/0
10/28/23	at Nicholls	0	0	0	0	0	0/0
11/4/23	Robert Morris	4	0.5	0	0	0	0/0
11/11/23	at UT Martin	1	0	0	0	0	0/0
11/18/23	at Bryant	0	0	0	0	0	0/0

2022

Date	Opponent	TT	TFL	S	INT	PBU	F/R
9/3/22	at Iowa State	1	0	0	0	0	0/0
9/10/22	at Southern Illinois	0	0	0	0	0	0/0
9/17/22	Nicholls	11	0	0	0	0	0/0
9/24/22	Central Arkansas	0	0	0	0	0	0/0
10/1/22	at Lindenwood	0	0	0	0	0	0/0
10/8/22	Tennessee Tech	1	0	0	0	0	0/0
10/22/22	at Northwestern State	3	1.0	1.0	0	0	0/0
10/29/22	Eastern Kentucky	0	0	0	0	0	0/0
11/5/22	at Tennessee State	5	1.5	0	0	0	0/0
11/12/22	at Eastern Illinois	0	0	0	0	0	0/0
11/19/22	Murray State	1	0	0	0	0	0/0
11/26/22	at Montana	1	0	0	0	1	0

Dollar's Career Statistics at Southeast Missouri

Defense	G	GS	S-A-TT	TFL	SACK	INT	PBU	F/R
2022	12	0	6-7-13	2.5	1.0	0	1	0/0
2023	11	1	5-4-9	0.5	0	0	0	0/0
2024	13	0	5-5-10	0	0	1	0	0/0
2025	5	5	16-14-30	1.0	1.0	0	0	0/0
Totals	41	6	32-30-62	4.0	2.0	2	2	0/0

OLB | 6-3 | 220 | R-Fr.
Mountain Home, Ark.
Mountain Home H.S.

51 Robert Dover

Career-Highs

Tackles ..... -
Tackles for Loss ..... -
Sacks ..... -
Interceptions ..... -
Pass Breakups ..... -
Forced Fumbles ..... -
Fumble Recoveries ..... -

Dover's Game-by-Game Defensive Stats 2025

Date	Opponent	TT	TFL	S	INT	PBU	F/R
8/30/25	at Arkansas State	0	0	0	0	0	0/0
9/6/25	North Alabama	0	0	0	0	0	0/0
9/13/25	at North Dakota State	0	0	0	0	0	0/0
9/20/25	Southern Illinois	0	0	0	0	0	0/0
9/27/25	at UT Martin	0	0	0	0	0	0/0
10/11/25	Tennessee State						
10/18/25	Eastern Illinois						
10/25/25	at Tennessee Tech						
11/1/25	Charleston Southern						
11/8/25	at Gardner-Webb						
11/15/25	at Western Illinois						
11/22/25	Lindenwood						

Dover's Career Statistics at Southeast Missouri

Defense	G	GS	S-A-TT	TFL	SACK	INT	PBU	F/R
2025	5	0	0-0-0	0	0	0	0	0/0



ILB | 6-1 | 228 | Jr.
Naperville, Fla.
Neuqua Valley H.S.
College of DuPage

25 Cole Dutkovich

Career-Highs

Tackles ..... 8, at UT Martin (9/27/25)
Tackles for Loss ..... -
Sacks ..... -
Interceptions ..... -
Pass Breakups ..... -
Forced Fumbles ..... -
Fumble Recoveries ..... -

Dutkovich's Game-by-Game Defensive Stats 2025

Date	Opponent	TT	TFL	S	INT	PBU	F/R
8/30/25	at Arkansas State	7	0	0	0	0	0/0
9/6/25	North Alabama	3	0	0	0	0	0/0
9/13/25	at North Dakota State	1	0	0	0	0	0/0
9/20/25	Southern Illinois	2	0	0	0	0	0/0
9/27/25	at UT Martin	8	0	0	0	0	0/0
10/11/25	Tennessee State						
10/18/25	Eastern Illinois						
10/25/25	at Tennessee Tech						
11/1/25	Charleston Southern						
11/8/25	at Gardner-Webb						
11/15/25	at Western Illinois						
11/22/25	Lindenwood						

Dutkovich's Career Statistics at Southeast Missouri

Defense	G	GS	S-A-TT	TFL	SACK	INT	PBU	F/R
2025	5	1	8-13-21	0.5	0	0	0	0/0

DL | 5-10 | 305 | Fr.
Memphis, Tenn.
Whitehaven H.S.

90 Tavarious Elliott

Career-Highs

Tackles ..... -
Tackles for Loss ..... -
Sacks ..... -
Interceptions ..... -
Pass Breakups ..... -
Forced Fumbles ..... -
Fumble Recoveries ..... -

Elliott's Game-by-Game Defensive Stats 2025

Date	Opponent	TT	TFL	S	INT	PBU	F/R
8/30/25	at Arkansas State	DNP	-	-	-	-	-
9/6/25	North Alabama	DNP	-	-	-	-	-
9/13/25	at North Dakota State	DNP	-	-	-	-	-
9/20/25	Southern Illinois	DNP	-	-	-	-	-
9/27/25	at UT Martin	DNP	-	-	-	-	-
10/11/25	Tennessee State						
10/18/25	Eastern Illinois						
10/25/25	at Tennessee Tech						
11/1/25	Charleston Southern						
11/8/25	at Gardner-Webb						
11/15/25	at Western Illinois						
11/22/25	Lindenwood						

Elliott's Career Statistics at Southeast Missouri

Defense	G	GS	S-A-TT	TFL	SACK	INT	PBU	F/R
2025								

S | 5-11 | 185 | Jr.
Danville, Va.
Robinson H.S.
Golden West College

38 Simarion Hughes

Career-Highs

Tackles ..... -
Tackles for Loss ..... -
Sacks ..... -
Interceptions ..... -
Pass Breakups ..... -
Forced Fumbles ..... -
Fumble Recoveries ..... -

Hughes' Game-by-Game Defensive Stats 2025

Date	Opponent	TT	TFL	S	INT	PBU	F/R
8/30/25	at Arkansas State	DNP	-	-	-	-	-
9/6/25	North Alabama	DNP	-	-	-	-	-
9/13/25	at North Dakota State	DNP	-	-	-	-	-
9/20/25	Southern Illinois	DNP	-	-	-	-	-
9/27/25	at UT Martin	DNP	-	-	-	-	-
10/11/25	Tennessee State						
10/18/25	Eastern Illinois						
10/25/25	at Tennessee Tech						
11/1/25	Charleston Southern						
11/8/25	at Gardner-Webb						
11/15/25	at Western Illinois						
11/22/25	Lindenwood						

Hughes' Career Statistics at Southeast Missouri

Defense	G	GS	S-A-TT	TFL	SACK	INT	PBU	F/R
2025								

CB | 6-1 | 187 | Sr.
St. Louis, Mo.
Christian Brothers College H.S.
Murray State

18 Justus Johnson

Career-Highs

Tackles ..... 4, at Gardner-Webb (10/26/24)
Tackles for Loss ..... 0.5, at New Mexico State (8/31/24)
Sacks ..... -
Interceptions ..... 1, 2x, last at New Mexico State (8/31/24)
Pass Breakups ..... 3, at Southern Illinois (9/21/24)
Forced Fumbles ..... -
Fumble Recoveries ..... 2, at North Dakota State (9/13/25)

CAREER-HIGHS/GAME-BY-GAME/CAREER STATS (DEFENSE)

TENNESSEE STATE
OCTOBER 11

Johnson's Game-by-Game Defensive Stats

2025

Date	Opponent	TT	TFL	S	INT	PBU	F/R
8/30/25	at Arkansas State	1	0	0	0	1	0/0
9/6/25	North Alabama	2	0	0	0	1	0/0
9/13/25	at North Dakota State	2	0	0	0	2	0/0
9/20/25	Southern Illinois	1	0	0	0	0	0/0
9/27/25	at UT Martin	1	0	0	0	0	0/0
10/11/25	Tennessee State						
10/18/25	Eastern Illinois						
10/25/25	at Tennessee Tech						
11/1/25	Charleston Southern						
11/8/25	at Gardner-Webb						
11/15/25	at Western Illinois						
11/22/25	Lindenwood						

2024

Date	Opponent	TT	TFL	S	INT	PBU	F/R
8/24/24	vs. North Alabama	2	0	0	1	0	0/0
8/31/24	at New Mexico State	2	0.5	0	1	0	0/0
9/7/24	UT Martin	2	0	0	0	0	0/0
9/21/24	at Southern Illinois	3	0	0	0	3	0/0
10/26/24	Gardner-Webb	4	0	0	0	0	0/0
11/9/24	at Lindenwood	2	0	0	0	0	0/0
11/16/24	Western Illinois	0	0	0	0	0	0/1
11/23/24	at Tennessee State	3	0	0	0	0	0/0
11/30/24	Illinois State	2	0	0	0	1	0/0

Johnson's Career Statistics at Southeast Missouri

Defense	G	GS	S-A-TT	TFL	SACK	INT	PBU	F/R
2024	9	9	16-4-20	0.5	0	2	4	0/1
2025	5	5	5-2-7	0	0	0	4	0/0
Totals	14	14	21-6-27	0.5	0	2	8	0/1

DL | 6-2 | 277 | R-Fr.
Louisville, Ky.
St. Xavier H.S.

93 Ashton Jones

Career-Highs

Tackles ..... 1, 4x, last at UT Martin (9/27/25)
Tackles for Loss ..... 1.0, at North Dakota State (9/13/25)
Sacks ..... -
Interceptions ..... -
Pass Breakups ..... -
Forced Fumbles ..... -
Fumble Recoveries ..... -

Jones' Game-by-Game Defensive Stats

2025

Date	Opponent	TT	TFL	S	INT	PBU	F/R
8/30/25	at Arkansas State	1	0	0	0	0	0/0
9/6/25	North Alabama	DNP	-	-	-	-	-
9/13/25	at North Dakota State	1	1.0	0	0	0	0/0
9/20/25	Southern Illinois	1	0	0	0	0	0/0
9/27/25	at UT Martin	1	0	0	0	0	0/0
10/11/25	Tennessee State						
10/18/25	Eastern Illinois						
10/25/25	at Tennessee Tech						
11/1/25	Charleston Southern						
11/8/25	at Gardner-Webb						
11/15/25	at Western Illinois						
11/22/25	Lindenwood						

Jones' Career Statistics at Southeast Missouri

Defense	G	GS	S-A-TT	TFL	SACK	INT	PBU	F/R
2025	4	0	2-2-4	1.0	0	0	0	0/0

CB | 5-11 | 187 | Jr.
Baton Rouge, La.
Madison Prep Academy
Grambling State

7 David Jones

Career-Highs

Tackles ..... 3, 3x, last at UT Martin (9/27/25)
Tackles for Loss ..... 0.5, at North Dakota State (9/13/25)
Sacks ..... -
Interceptions ..... -
Pass Breakups ..... 1, at UT Martin (9/27/25)
Forced Fumbles ..... -
Fumble Recoveries ..... -

Jones' Game-by-Game Defensive Stats

2025

Date	Opponent	TT	TFL	S	INT	PBU	F/R
8/30/25	at Arkansas State	2	0	0	0	0	0/0
9/6/25	North Alabama	2	0	0	0	0	0/0
9/13/25	at North Dakota State	3	0.5	0	0	0	0/0
9/20/25	Southern Illinois	3	0	0	0	0	0/0
9/27/25	at UT Martin	3	0	0	0	1	0/0
10/11/25	Tennessee State						
10/18/25	Eastern Illinois						
10/25/25	at Tennessee Tech						
11/1/25	Charleston Southern						
11/8/25	at Gardner-Webb						
11/15/25	at Western Illinois						
11/22/25	Lindenwood						

Jones' Career Statistics at Southeast Missouri

Defense	G	GS	S-A-TT	TFL	SACK	INT	PBU	F/R
2025	5	1	9-4-13	0.5	0	0	1	0/0

DL | 6-0 | 271 | Sr.
St. Louis, Mo.
Cardinal Ritter H.S.

95 Sam Keeper

Career-Highs

Tackles ..... 6, at UT Martin (11/11/23)
Tackles for Loss ..... 1.5, 2x, last vs. Tennessee Tech (10/12/24)
Sacks ..... 1.5, vs. Tennessee Tech (10/12/24)
Interceptions ..... -
Pass Breakups ..... 1, at Tennessee State (11/23/24)
Forced Fumbles ..... -
Fumble Recoveries ..... 1, at Charleston Southern (10/19/24)

Keeper's Game-by-Game Defensive Stats

2025

Date	Opponent	TT	TFL	S	INT	PBU	F/R
8/30/25	at Arkansas State	4	0.5	0	0	0	0/0
9/6/25	North Alabama	5	1.0	1.0	0	0	0/0
9/13/25	at North Dakota State	2	1.0	1.0	0	0	0/0
9/20/25	Southern Illinois	2	0	0	0	0	0/0
9/27/25	at UT Martin	0	0	0	0	0	0/0
10/11/25	Tennessee State						
10/18/25	Eastern Illinois						
10/25/25	at Tennessee Tech						
11/1/25	Charleston Southern						
11/8/25	at Gardner-Webb						
11/15/25	at Western Illinois						
11/22/25	Lindenwood						

2024

Date	Opponent	TT	TFL	S	INT	PBU	F/R
8/24/24	vs. North Alabama	1	0	0	0	0	0/0
8/31/24	at New Mexico State	3	0	0	0	0	0/0
9/7/24	UT Martin	2	0.5	0	0	0	0/0
9/21/24	at Southern Illinois	0	0	0	0	0	0/0
9/28/24	Northwestern State	3	0	0	0	0	0/0
10/5/24	at Eastern Illinois	0	0	0	0	0	0/0
10/12/24	Tennessee Tech	4	1.5	1.5	0	0	0/0
10/19/24	at Charleston Southern	2	0	0	0	0	0/1
10/26/24	Gardner-Webb	3	0	0	0	0	0/0
11/9/24	at Lindenwood	2	0	0	0	0	0/0
11/16/24	Western Illinois	3	0	0	0	0	0/0
11/23/24	at Tennessee State	1	0	0	0	1	0/0
11/30/24	Illinois State	4	0	0	0	0	0/0

2023

Date	Opponent	TT	TFL	S	INT	PBU	F/R
9/23/23	at Eastern Kentucky	1	0	0	0	0	0/0
10/7/23	at Central Arkansas	2	0.5	0	0	0	0/0
10/14/23	Eastern Illinois	1	0	0	0	0	0/0
11/11/23	at UT Martin	6	0	0	0	0	0/0

2022

Date	Opponent	TT	TFL	S	INT	PBU	F/R
9/3/22	at Iowa State	1	0	0	0	0	0/0
9/10/22	at Southern Illinois	2	1.0	0	0	0	0/0
9/17/22	Nicholls	3	0.5	0.5	0	0	0/0
9/24/22	Central Arkansas	1	0	0	0	0	0/0
10/1/22	at Lindenwood	2	0.5	0.5	0	0	0/0
10/8/22	Tennessee Tech	2	0	0	0	0	0/0
10/29/22	Eastern Kentucky	4	0	0	0	0	0/0
11/5/22	at Tennessee State	1	0	0	0	0	0/0
11/12/22	at Eastern Illinois	3	1.0	0	0	0	0/0
11/19/22	Murray State	4	0.5	0.5	0	0	0/0
11/26/22	at Montana	1	0.5	0	0	0	0/0

2021

Date	Opponent	TT	TFL	S	INT	PBU	F/R
9/2/21	Southern Illinois	0	0	0	0	0	0/0
9/11/21	at Sam Houston	2	1.5	0	0	0	0/0
9/18/21	at Missouri	1	0	0	0	0	0/0
9/25/21	Tennessee State	1	0.5	0	0	0	0/0
10/2/21	at Tennessee Tech	1	0	0	0	0	0/0
10/9/21	at Austin Peay	0	0	0	0	0	0/0
10/16/21	Murray State	1	0	0	0	0	0/0
10/23/21	at UT Martin	2	0.5	0	0	0	0/0
10/30/21	Eastern Illinois	3	1.5	1.0	0	0	0/0
11/13/21	at Murray State	2	0	0	0	0	0/0

Keeper's Career Statistics at Southeast Missouri

Defense	G	GS	S-A-TT	TFL	SACK	INT	PBU	F/R
2021	11	1	4-9-13	4.0	1.0	0	0	0/0
2022	11	1	11-13-24	4.0	1.5	0	0	0/0
2023	4	2	4-6-10	0.5	0	0	0	0/0
2024	13	12	9-19-28	2.0	1.5	0	1	0/1
2025	5	5	8-5-13	2.5	1.0	0	0	0/0
Totals	44	21	36-52-88	13.0	5.0	0	1	0/1

TENNESSEE STATE
OCTOBER 11

CAREER-HIGHS/GAME-BY-GAME/CAREER STATS (DEFENSE)

DL | 6-1 | 297 | Sr.
Pontiac, Ill.
Pontiac H.S.

99 Steven Lewis

Career-Highs

Tackles ..... 7, 2x, last vs. Robert Morris (11/4/23)
Tackles for Loss ..... 1.5, vs. Robert Morris (11/4/23)
Sacks ..... 2.0, vs. Lindenwood (9/9/23)
Interceptions ..... 1, at Nicholls (10/28/23)
Pass Breakups ..... 1, 6x, last vs. Lindenwood (9/9/23)
Forced Fumbles ..... -
Fumble Recoveries ..... -

Lewis' Game-by-Game Defensive Stats

2025

Date	Opponent	TT	TFL	S	INT	PBU	F/R
8/30/25	at Arkansas State	2	0	0	0	0	0/0
9/6/25	North Alabama	2	0	0	0	0	0/0
9/13/25	at North Dakota State	1	0	0	0	0	0/0
9/20/25	Southern Illinois	2	0	0	0	0	0/0
9/27/25	at UT Martin	4	0	0	0	0	0/0
10/11/25	Tennessee State						
10/18/25	Eastern Illinois						
10/25/25	at Tennessee Tech						
11/1/25	Charleston Southern						
11/8/25	at Gardner-Webb						
11/15/25	at Western Illinois						
11/22/25	Lindenwood						

2024

Date	Opponent	TT	TFL	S	INT	PBU	F/R
8/24/24	vs. North Alabama	1	0	0	0	0	0/0
8/31/24	at New Mexico State	4	0	0	0	0	0/0
9/7/24	UT Martin	3	0	0	0	0	0/0

2023

Date	Opponent	TT	TFL	S	INT	PBU	F/R
9/2/23	at Kansas State	2	0	0	0	0	0/0
9/9/23	Lindenwood	3	1.5	0.5	0	1	0/0
9/16/23	Southern Illinois	6	0.5	0	0	0	0/0
9/23/23	at Eastern Kentucky	4	0	0	0	0	0/0
10/7/23	at Central Arkansas	1	0	0	0	0	0/0
10/14/23	Eastern Illinois	2	0	0	0	0	0/0
10/21/23	at Tennessee Tech	1	0	0	0	0	0/0
10/28/23	at Nicholls	2	0	0	1	0	0/0
11/4/23	Robert Morris	7	1.5	0	0	0	0/0
11/11/23	at UT Martin	3	0	0	0	0	0/0
11/18/23	at Bryant	1	0	0	0	0	0/0

2022

Date	Opponent	TT	TFL	S	INT	PBU	F/R
9/3/22	at Iowa State	1	0.4	0	0	0	0/0
9/10/22	at Southern Illinois	5	0	0	0	0	0/0
9/17/22	Nicholls	7	1.0	0.5	0	0	0/0
9/24/22	Central Arkansas	1	0	0	0	0	0/0
10/1/22	at Lindenwood	0	0	0	0	1	0/0
10/8/22	Tennessee Tech	1	0	0	0	1	0/0
10/22/22	at Northwestern State	2	0	0	0	0	0/0
10/29/22	Eastern Kentucky	4	0	0	0	0	0/0
11/5/22	at Tennessee State	5	0	0	0	0	0/0
11/12/22	at Eastern Illinois	2	1.0	0	0	1	0/0
11/19/22	Murray State	5	0	0	0	0	0/0
11/26/22	at Montana	1	0	0	0	0	0/0

2021

Date	Opponent	TT	TFL	S	INT	PBU	F/R
9/2/21	Southern Illinois	2	0	0	0	0	0/0
9/11/21	at Sam Houston	3	0	0	0	0	0/0
9/18/21	at Missouri	0	0	0	0	0	0/0
9/25/21	Tennessee State	4	0	0	0	1	0/0
10/2/21	at Tennessee Tech	4	0	0	0	0	0/0
10/9/21	at Austin Peay	0	0	0	0	0	0/0
10/16/21	Murray State	4	1.0	0	0	0	0/0
10/23/21	at UT Martin	4	1.0	0	0	0	0/0
10/30/21	Eastern Illinois	1	0	0	0	0	0/0
11/13/21	at Murray State	4	0	0	0	1	0/0
11/20/21	UT Martin	1	0	0	0	0	0/0

2020

Date	Opponent	TT	TFL	S	INT	PBU	F/R
2/28/21	at Eastern Illinois	5	0	0	0	0	0/0
3/7/21	Murray State	2	0	0	0	0	0/0
3/14/21	Austin Peay	3	0	0	0	0	0/0
3/21/21	at Jacksonville State	1	0	0	0	0	0/0
3/28/21	Tennessee Tech	3	1.0	0	0	0	0/0
4/3/21	at UT Martin	2	1.0	1.0	0	0	0/0
4/11/21	at Tennessee State	2	0.5	0.5	0	0	0/0

Lewis' Career Statistics at Southeast Missouri

Defense	G	GS	S-A-TT	TFL	SACK	INT	PBU	F/R
2020	7	2	7-11-18	2.5	1.5	0	0	0/0
2021	11	10	8-20-28	1.5	0	0	2	0/0
2022	12	12	10-24-34	2.5	0.5	0	3	0/0
2023	11	11	10-22-32	3.5	0.5	1	1	0/0
2024	3	3	1-7-8	0	0	0	0	0/0
2025	5	1	2-9-11	0	0	0	0	0/0
Totals	49	39	38-93-131	10.0	2.5	1	6	0/0



OLB | 6-7 | 246 | R-Fr.
Fayetteville, Ark.
Fayetteville H.S.

8 Trey Lisle

Career-Highs

Tackles ..... 3, 2x, last at UT Martin (9/27/25)
Tackles for Loss ..... 1.5, at North Dakota State (9/13/25)
Sacks ..... 0.5, at North Dakota State (9/13/25)
Interceptions ..... -
Pass Breakups ..... -
Forced Fumbles ..... -
Fumble Recoveries ..... -

Lisle's Game-by-Game Defensive Stats

2025

Date	Opponent	TT	TFL	S	INT	PBU	F/R
8/30/25	at Arkansas State	2	0.5	0	0	0	0/0
9/6/25	North Alabama	2	0	0	0	0	0/0
9/13/25	at North Dakota State	3	1.5	0.5	0	0	0/0
9/20/25	Southern Illinois	2	0	0	0	0	0/0
9/27/25	at UT Martin	3	0	0	0	0	0/0
10/11/25	Tennessee State						
10/18/25	Eastern Illinois						
10/25/25	at Tennessee Tech						
11/1/25	Charleston Southern						
11/8/25	at Gardner-Webb						
11/15/25	at Western Illinois						
11/22/25	Lindenwood						

2024

Date	Opponent	TT	TFL	S	INT	PBU	F/R
8/31/24	at New Mexico State	1	0	0	0	0	0/0

Lisle's Career Statistics at Southeast Missouri

Defense	G	GS	S-A-TT	TFL	SACK	INT	PBU	F/R
2024	1	0	1-0-1	0	0	0	0	0/0
2025	5	0	5-7-12	0	0	0	0	0/0
Totals	6	0	6-7-13	0	0	0	0	0/0

DL | 6-1 | 277 | R-Fr.
New Orleans, La.
De La Salle HS.

98 Timothy Maxson

Career-Highs

Tackles ..... 4, at UT Martin (9/27/25)
Tackles for Loss ..... -
Sacks ..... -
Interceptions ..... -
Pass Breakups ..... -
Forced Fumbles ..... -
Fumble Recoveries ..... -

Maxson's Game-by-Game Defensive Stats

2025

Date	Opponent	TT	TFL	S	INT	PBU	F/R
8/30/25	at Arkansas State	2	0	0	0	0	0/0
9/6/25	North Alabama	DNP	-	-	-	-	-
9/13/25	at North Dakota State	0	0	0	0	0	0/0
9/20/25	Southern Illinois	0	0	0	0	0	0/0
9/27/25	at UT Martin	4	0	0	0	0	0/0
10/11/25	Tennessee State						
10/18/25	Eastern Illinois						
10/25/25	at Tennessee Tech						
11/1/25	Charleston Southern						
11/8/25	at Gardner-Webb						
11/15/25	at Western Illinois						
11/22/25	Lindenwood						

Maxson's Career Statistics at Southeast Missouri

Defense	G	GS	S-A-TT	TFL	SACK	INT	PBU	F/R
2025	4	0	1-5-6	0	0	0	0	0/0

CAREER-HIGHS/GAME-BY-GAME/CAREER STATS (DEFENSE)

TENNESSEE STATE
OCTOBER 11

S | 6-0 | 184 | Jr.
El Paso, Texas
Riverside H.S.
New Mexico State

6 Angel Munoz

Career-Highs

Tackles ..... 3, 2x, last vs. Southern Illinois (9/20/25)
Tackles for Loss ..... -
Sacks ..... -
Interceptions ..... -
Pass Breakups ..... -
Forced Fumbles ..... -
Fumble Recoveries ..... -

Munoz's Game-by-Game Defensive Stats 2025

Date	Opponent	TT	TFL	S	INT	PBU	F/R
8/30/25	at Arkansas State	2	0	0	0	0	0/0
9/6/25	North Alabama	1	0	0	0	0	0/0
9/13/25	at North Dakota State	3	0	0	0	0	0/0
9/20/25	Southern Illinois	3	0	0	0	0	0/0
9/27/25	at UT Martin	1	0	0	0	0	0/0
10/11/25	Tennessee State						
10/18/25	Eastern Illinois						
10/25/25	at Tennessee Tech						
11/1/25	Charleston Southern						
11/8/25	at Gardner-Webb						
11/15/25	at Western Illinois						
11/22/25	Lindenwood						

Munoz's Career Statistics at Southeast Missouri

Defense	G	GS	S-A-TT	TFL	SACK	INT	PBU	F/R
2025	5	4	4-6-10	0	0	0	0	0/0

ILB | 5-10 | 202 | R-Fr.
Cape Girardeau, Mo.
Central H.S.

59 Davarious Nunley

Career-Highs

Tackles ..... -
Tackles for Loss ..... -
Sacks ..... -
Interceptions ..... -
Pass Breakups ..... -
Forced Fumbles ..... -
Fumble Recoveries ..... -

Nunley's Game-by-Game Defensive Stats 2025

Date	Opponent	TT	TFL	S	INT	PBU	F/R
8/30/25	at Arkansas State	DNP	-	-	-	-	-
9/6/25	North Alabama	DNP	-	-	-	-	-
9/13/25	at North Dakota State	DNP	-	-	-	-	-
9/20/25	Southern Illinois	DNP	-	-	-	-	-
9/27/25	at UT Martin	DNP	-	-	-	-	-
10/11/25	Tennessee State						
10/18/25	Eastern Illinois						
10/25/25	at Tennessee Tech						
11/1/25	Charleston Southern						
11/8/25	at Gardner-Webb						
11/15/25	at Western Illinois						
11/22/25	Lindenwood						

Nunley's Career Statistics at Southeast Missouri

Defense	G	GS	S-A-TT	TFL	SACK	INT	PBU	F/R
2025								

ILB | 6-1 | 235 | Jr.
Dallas, Ga.
Paulding County H.S.

29 Temidayo Odugbemi

Career-Highs

Tackles ..... 1, at Arkansas State (8/30/25)
Tackles for Loss ..... -
Sacks ..... -
Interceptions ..... -
Pass Breakups ..... -
Forced Fumbles ..... -
Fumble Recoveries ..... -

Odugbemi's Game-by-Game Defensive Stats 2025

Date	Opponent	TT	TFL	S	INT	PBU	F/R
8/30/25	at Arkansas State	1	0	0	0	0	0/0
9/6/25	North Alabama	DNP	-	-	-	-	-
9/13/25	at North Dakota State	DNP	-	-	-	-	-
9/20/25	Southern Illinois	DNP	-	-	-	-	-
9/27/25	at UT Martin	DNP	-	-	-	-	-
10/11/25	Tennessee State						
10/18/25	Eastern Illinois						
10/25/25	at Tennessee Tech						
11/1/25	Charleston Southern						
11/8/25	at Gardner-Webb						
11/15/25	at Western Illinois						
11/22/25	Lindenwood						

Odugbemi's Career Statistics at Southeast Missouri

Defense	G	GS	S-A-TT	TFL	SACK	INT	PBU	F/R
2025	1	0	0-1-1	0	0	0	0	0/0



CB | 6-0 | 181 | Sr.
Wichita, Kan.
Wichiga Heights H.S.
Coffeyville CC

9 Adrian Patterson

Career-Highs

Tackles ..... 5, vs. North Alabama (9/6/25)
Tackles for Loss ..... -
Sacks ..... -
Interceptions ..... 1, vs. North Alabama (8/24/24)
Pass Breakups ..... 1, 3x, last at UT Martin (9/27/25)
Forced Fumbles ..... 1, at UT Martin (9/27/25)
Fumble Recoveries ..... -

Patterson's Game-by-Game Defensive Stats 2025

Date	Opponent	TT	TFL	S	INT	PBU	F/R
8/30/25	at Arkansas State	3	0	0	0	0	0/0
9/6/25	North Alabama	5	0	0	0	1	0/0
9/13/25	at North Dakota State	2	0	0	0	1	0/0
9/20/25	Southern Illinois	2	0	0	0	0	0/0
9/27/25	at UT Martin	3	0	0	0	1	1/0
10/11/25	Tennessee State						
10/18/25	Eastern Illinois						
10/25/25	at Tennessee Tech						
11/1/25	Charleston Southern						
11/8/25	at Gardner-Webb						
11/15/25	at Western Illinois						
11/22/25	Lindenwood						

2024

Date	Opponent	TT	TFL	S	INT	PBU	F/R
8/24/24	vs. North Alabama	4	0	0	1	0	0/0
8/31/24	at New Mexico State	0	0	0	0	0	0/0

Patterson's Career Statistics at Southeast Missouri

Defense	G	GS	S-A-TT	TFL	SACK	INT	PBU	F/R
2024	2	2	1-3-4	0	0	1	0	0/0
2025	5	5	5-10-15	0	0	0	3	1/0
Totals	7	7	6-13-19	0	0	1	3	1/0

ILB | 6-0 | 236 | Gr.
Franklin, Texas
Franklin H.S.
Northwestern State

11 Jared Pedraza

Career-Highs

Tackles ..... 9, at Eastern Illinois (10/5/24)
Tackles for Loss ..... 2.0, vs. North Alabama (8/24/24)
Sacks ..... 1.0, vs. North Alabama (8/24/24)
Interceptions ..... -
Pass Breakups ..... -
Forced Fumbles ..... 1, vs. North Alabama (8/24/24)
Fumble Recoveries ..... 1, vs. North Alabama (8/24/24)

Pedraza's Game-by-Game Defensive Stats 2025

Date	Opponent	TT	TFL	S	INT	PBU	F/R
8/30/25	at Arkansas State	6	0	0	0	0	0/0
9/6/25	North Alabama	6	0	0	0	0	0/0
9/13/25	at North Dakota State	DNP	-	-	-	-	-
9/20/25	Southern Illinois	DNP	-	-	-	-	-
9/27/25	at UT Martin	DNP	-	-	-	-	-
10/11/25	Tennessee State						
10/18/25	Eastern Illinois						
10/25/25	at Tennessee Tech						
11/1/25	Charleston Southern						
11/8/25	at Gardner-Webb						
11/15/25	at Western Illinois						
11/22/25	Lindenwood						

2024

Date	Opponent	TT	TFL	S	INT	PBU	F/R
8/24/24	vs. North Alabama	8	2.0	1.0	0	0	1/1
8/31/24	at New Mexico State	6	0.5	0	0	0	0/0
9/7/24	UT Martin	4	0.5	0	0	0	0/0
9/21/24	at Southern Illinois	2	0	0	0	0	0/0
9/28/24	Northwestern State	6	0.5	0	0	0	0/0
10/5/24	at Eastern Illinois	9	1.0	0	0	0	0/0
10/12/24	Tennessee Tech	1	0	0	0	0	0/0
10/19/24	at Charleston Southern	4	1.0	0	0	0	0/0
10/26/24	Gardner-Webb	0	0	0	0	0	0/0
11/9/24	at Lindenwood	0	0	0	0	0	0/0
11/16/24	Western Illinois	3	0	0	0	0	0/0
11/23/24	at Tennessee State	4	0	0	0	0	0/0
11/30/24	Illinois State	2	0	0	0	0	0/0

Pedraza's Career Statistics at Southeast Missouri

Defense	G	GS	S-A-TT	TFL	SACK	INT	PBU	F/R
2024	13	0	24-25-49	5.5	1.0	0	0	1/1
2025	2	2	6-6-12	0	0	0	0	0/0
Totals	15	2	30-31-61	5.5	1.0	0	0	1/1

TENNESSEE STATE
OCTOBER 11

CAREER-HIGHS/GAME-BY-GAME/CAREER STATS (DEFENSE)



CB | 6-1 | 178 | Sr.
Princeton, Ky.
Caldwell County H.S.
Trinity Valley CC

1 Trel Riley

Career-Highs

Tackles ..... 1, 4x, last vs. Southern Illinois (9/20/25)
Tackles for Loss ..... -
Sacks ..... -
Interceptions ..... -
Pass Breakups ..... -
Forced Fumbles ..... -
Fumble Recoveries ..... -

Riley's Game-by-Game Defensive Stats 2025

Date	Opponent	TT	TFL	S	INT	PBU	F/R
8/30/25	at Arkansas State	1	0	0	0	0	0/0
9/6/25	North Alabama	1	0	0	0	0	0/0
9/13/25	at North Dakota State	1	0	0	0	0	0/0
9/20/25	Southern Illinois	1	0	0	0	0	0/0
9/27/25	at UT Martin	0	0	0	0	0	0/0
10/11/25	Tennessee State						
10/18/25	Eastern Illinois						
10/25/25	at Tennessee Tech						
11/1/25	Charleston Southern						
11/8/25	at Gardner-Webb						
11/15/25	at Western Illinois						
11/22/25	Lindenwood						

Riley's Career Statistics at Southeast Missouri

Defense	G	GS	S-A-TT	TFL	SACK	INT	PBU	F/R
2025	5	0	1-0-4	0	0	0	0	0

S | 5-9 | 172 | Fr.
Brentwood, Tenn.
Brentwood H.S.

26 Jayden Smitherman

Career-Highs

Tackles ..... -
Tackles for Loss ..... -
Sacks ..... -
Interceptions ..... -
Pass Breakups ..... -
Forced Fumbles ..... -
Fumble Recoveries ..... -

Smitherman's Game-by-Game Defensive Stats 2025

Date	Opponent	TT	TFL	S	INT	PBU	F/R
8/30/25	at Arkansas State	DNP	-	-	-	-	-
9/6/25	North Alabama	DNP	-	-	-	-	-
9/13/25	at North Dakota State	DNP	-	-	-	-	-
9/20/25	Southern Illinois	DNP	-	-	-	-	-
9/27/25	at UT Martin	DNP	-	-	-	-	-
10/11/25	Tennessee State						
10/18/25	Eastern Illinois						
10/25/25	at Tennessee Tech						
11/1/25	Charleston Southern						
11/8/25	at Gardner-Webb						
11/15/25	at Western Illinois						
11/22/25	Lindenwood						

Smitherman's Career Statistics at Southeast Missouri

Defense	G	GS	S-A-TT	TFL	SACK	INT	PBU	F/R
2025								

S | 6-0 | 182 | Gr.
Herndon, Va.
Westfield H.S.
Virginia Military Institute

20 Tahj Summey

Career-Highs

Tackles ..... -
Tackles for Loss ..... -
Sacks ..... -
Interceptions ..... -
Pass Breakups ..... -
Forced Fumbles ..... -
Fumble Recoveries ..... -

Summey's Game-by-Game Defensive Stats 2025

Date	Opponent	TT	TFL	S	INT	PBU	F/R
8/30/25	at Arkansas State	DNP	-	-	-	-	-
9/6/25	North Alabama	DNP	-	-	-	-	-
9/13/25	at North Dakota State	DNP	-	-	-	-	-
9/20/25	Southern Illinois	DNP	-	-	-	-	-
9/27/25	at UT Martin	0	0	0	0	0	0/0
10/11/25	Tennessee State						
10/18/25	Eastern Illinois						
10/25/25	at Tennessee Tech						
11/1/25	Charleston Southern						
11/8/25	at Gardner-Webb						
11/15/25	at Western Illinois						
11/22/25	Lindenwood						

Summey's Career Statistics at Southeast Missouri

Defense	G	GS	S-A-TT	TFL	SACK	INT	PBU	F/R
2025	1	0	0-0-0	0	0	0	0	0/0

S | 5-10 | 177 | So.
Shreveport, La.
Calvary Baptist Academy

34 Landon Sylvie

Career-Highs

Tackles ..... 12, at Arkansas State (8/30/25)
Tackles for Loss ..... 0.5, 2x, last at North Dakota State (9/13/25)
Sacks ..... -
Interceptions ..... -
Pass Breakups ..... 2, vs. North Alabama (9/6/25)
Forced Fumbles ..... -
Fumble Recoveries ..... -

Sylvie's Game-by-Game Defensive Stats 2025

Date	Opponent	TT	TFL	S	INT	PBU	F/R
8/30/25	at Arkansas State	12	0.5	0	0	1	0/0
9/6/25	North Alabama	8	0	0	0	2	0/0
9/13/25	at North Dakota State	9	0.5	0	0	0	0/0
9/20/25	Southern Illinois	9	0	0	0	0	0/0
9/27/25	at UT Martin	11	0	0	0	0	0/0
10/11/25	Tennessee State						
10/18/25	Eastern Illinois						
10/25/25	at Tennessee Tech						
11/1/25	Charleston Southern						
11/8/25	at Gardner-Webb						
11/15/25	at Western Illinois						
11/22/25	Lindenwood						

2024

Date	Opponent	TT	TFL	S	INT	PBU	F/R
8/24/24	vs. North Alabama	2	0	0	0	0	0/0
8/31/24	at New Mexico State	0	0	0	0	0	0/0
9/7/24	UT Martin	2	0	0	0	0	0/0
9/21/24	at Southern Illinois	1	0	0	0	0	0/0
9/28/24	Northwestern State	3	0	0	0	2	0/0
10/5/24	at Eastern Illinois	5	0	0	0	1	0/0
10/12/24	Tennessee Tech	2	0	0	0	0	0/0
10/19/24	at Charleston Southern	0	0	0	0	0	0/0
10/26/24	Gardner-Webb	1	0	0	0	0	0/0
11/9/24	at Lindenwood	0	0	0	0	0	0/0
11/16/24	Western Illinois	0	0	0	0	0	0/0
11/23/24	at Tennessee State	0	0	0	0	0	0/0
11/30/24	Illinois State	1	0	0	0	0	0/0

Sylvie's Career Statistics at Southeast Missouri

Defense	G	GS	S-A-TT	TFL	SACK	INT	PBU	F/R
2024	13	3	8-9-17	0	0	0	0	0/0
2025	5	5	29-20-49	1.0	0	0	3	0/0
Totals	18	8	37-29-66	1.0	0	0	3	0/0

OLB | 6-2 | 237 | Sr.
Kennett, Mo.
Kennett H.S.

13 Latrevion Thompson

Career-Highs

Tackles ..... 8, vs. Southern Illinois (9/20/25)
Tackles for Loss ..... 1.0, 3x, last vs. Southern Illinois (9/20/25)
Sacks ..... 1.0, vs. Southern Illinois (9/20/25)
Interceptions ..... -
Pass Breakups ..... -
Forced Fumbles ..... 1, vs. Southern Illinois (9/20/25)
Fumble Recoveries ..... -

Thompson's Game-by-Game Defensive Stats 2025

Date	Opponent	TT	TFL	S	INT	PBU	F/R
8/30/25	at Arkansas State	3	1.0	0	0	0	0/0
9/6/25	North Alabama	3	0	0	0	0	0/0
9/13/25	at North Dakota State	6	1.0	0.5	0	0	0/0
9/20/25	Southern Illinois	8	1.0	1.0	0	0	1/0
9/27/25	at UT Martin	4	0	0	0	0	0/0
10/11/25	Tennessee State						
10/18/25	Eastern Illinois						
10/25/25	at Tennessee Tech						
11/1/25	Charleston Southern						
11/8/25	at Gardner-Webb						
11/15/25	at Western Illinois						
11/22/25	Lindenwood						

CAREER-HIGHS/GAME-BY-GAME/CAREER STATS (DEFENSE)

TENNESSEE STATE
OCTOBER 11

2024

Date	Opponent	TT	TFL	S	INT	PBU	F/R
8/24/24	vs. North Alabama	2	0	0	0	0	0/0
8/31/24	at New Mexico State	0	0	0	0	0	0/0
9/7/24	UT Martin	1	0	0	0	0	0/0
9/21/24	at Southern Illinois	3	0	0	0	0	0/0
9/28/24	Northwestern State	1	0	0	0	0	0/0
10/5/24	at Eastern Illinois	1	0	0	0	0	0/0
10/12/24	Tennessee Tech	3	0.5	0	0	0	0/0
10/19/24	at Charleston Southern	1	0	0	0	0	0/0
10/26/24	Gardner-Webb	2	0	0	0	0	0/0
11/9/24	at Lindenwood	0	0	0	0	0	0/0
11/16/24	Western Illinois	2	0	0	0	0	0/0
11/23/24	at Tennessee State	1	0	0	0	0	0/0
11/30/24	Illinois State	1	0	0	0	0	0/0

2023

Date	Opponent	TT	TFL	S	INT	PBU	F/R
9/2/23	at Kansas State	0	0	0	0	0	0/0
9/16/23	Southern Illinois	0	0	0	0	0	0/0
9/23/23	at Eastern Kentucky	0	0	0	0	0	0/0
10/7/23	at Central Arkansas	0	0	0	0	0	0/0
10/21/23	at Tennessee Tech	0	0	0	0	0	0/0
10/28/23	at Nicholls	1	0	0	0	0	0/0

2022

Date	Opponent	TT	TFL	S	INT	PBU	F/R
9/24/22	Central Arkansas	1	0	0	0	0	0/0
10/1/22	at Lindenwood	5	0.5	0.5	0	0	0/0
10/8/22	Tennessee Tech	1	0	0	0	0	0/0
11/5/22	at Tennessee State	1	0	0	0	0	0/0

Thompson's Career Statistics at Southeast Missouri

Defense	G	GS	S-A-TT	TFL	SACK	INT	PBU	F/R
2022	5	0	3-5-8	0.5	0.5	0	0	0/0
2023	6	0	0-1-1	0	0	0	0	0/0
2024	13	0	2-16-18	0.5	0	0	0	0/0
2025	5	3	11-13-24	3.0	1.5	0	0	1/0
Totals	29	3	16-35-51	4.0	2.0	0	0	1/0

S | 5-11 | 181 | Jr.
Louisville, Ky.
DuPont Manual H.S.

14 Amare Townsend

Career-Highs

Tackles ..... 6, 2x, last at North Dakota State (9/13/25)
Tackles for Loss ..... 1.0, vs. Tennessee Tech (10/12/24)
Sacks ..... -
Interceptions ..... -
Pass Breakups ..... 1, 2x, last at North Dakota State (9/13/25)
Forced Fumbles ..... -
Fumble Recoveries ..... -

Townsend's Game-by-Game Defensive Stats

2025

Date	Opponent	TT	TFL	S	INT	PBU	F/R
8/30/25	at Arkansas State	6	0	0	0	0	0/0
9/6/25	North Alabama	3	0	0	0	0	0/0
9/13/25	at North Dakota State	6	0	0	0	1	0/0
9/20/25	Southern Illinois	3	0	0	0	0	0/0
9/27/25	at UT Martin	1	0	0	0	0	0/0
10/11/25	Tennessee State						
10/18/25	Eastern Illinois						
10/25/25	at Tennessee Tech						
11/1/25	Charleston Southern						
11/8/25	at Gardner-Webb						
11/15/25	at Western Illinois						
11/22/25	Lindenwood						

2024

Date	Opponent	TT	TFL	S	INT	PBU	F/R
8/31/24	at New Mexico State	1	0	0	0	0	0/0
9/7/24	UT Martin	0	0	0	0	0	0/0
9/21/24	at Southern Illinois	0	0	0	0	0	0/0
9/28/24	Northwestern State	2	0	0	0	0	0/0
10/5/24	at Eastern Illinois	1	0	0	0	0	0/0
10/12/24	Tennessee Tech	5	0	0	0	0	0/0
10/19/24	at Charleston Southern	3	0	0	0	0	0/0
10/26/24	Gardner-Webb	3	0	0	0	0	0/0
11/9/24	at Lindenwood	3	0	0	0	0	0/0
11/16/24	Western Illinois	1	0	0	0	0	0/0
11/23/24	at Tennessee State	0	0	0	0	1	0/0
11/30/24	Illinois State	0	0	0	0	0	0/0

2023

Date	Opponent	TT	TFL	S	INT	PBU	F/R
11/18/23	at Bryant	1	0	0	0	0	0/0

Townsend's Career Statistics at Southeast Missouri

Defense	G	GS	S-A-TT	TFL	SACK	INT	PBU	F/R
2023	1	0	1-0-1	0	0	0	0	0/0
2024	12	2	13-6-19	1.0	0	0	1	0/0
2025	5	3	12-7-19	0	0	0	1	0/0
Totals	18	5	26-13-39	1.0	0	0	2	0/0

OLB | 6-1 | 253 | Sr.
Gurnee, Ill.
Warren Township H.S.
Trinity International

16 Jeremy Walton

Career-Highs

Tackles ..... 8, vs. UT Martin (9/7/24)
Tackles for Loss ..... 1.5, vs. UT Martin (9/7/24)
Sacks ..... 1.5, vs. UT Martin (9/7/24)
Interceptions ..... -
Pass Breakups ..... 1, 2x, last at Eastern Illinois (10/5/24)
Forced Fumbles ..... 1, at Arkansas State (8/30/25)
Fumble Recoveries ..... -

Walton's Game-by-Game Defensive Stats

2025

Date	Opponent	TT	TFL	S	INT	PBU	F/R
8/30/25	at Arkansas State	4	1.0	0	0	0	1/0
9/6/25	North Alabama	2	0	0	0	0	0/0
9/13/25	at North Dakota State	1	0	0	0	0	0/0
9/20/25	Southern Illinois	1	0	0	0	0	0/0
9/27/25	at UT Martin	6	0	0	0	0	0/0
10/11/25	Tennessee State						
10/18/25	Eastern Illinois						
10/25/25	at Tennessee Tech						
11/1/25	Charleston Southern						
11/8/25	at Gardner-Webb						
11/15/25	at Western Illinois						
11/22/25	Lindenwood						

2024

Date	Opponent	TT	TFL	S	INT	PBU	F/R
8/24/24	vs. North Alabama	3	0	0	0	0	0/0
8/31/24	at New Mexico State	2	1.0	1.0	0	1	0/0
9/7/24	UT Martin	8	1.5	1.5	0	0	0/0
9/21/24	at Southern Illinois	3	0.5	0.5	0	0	0/0
9/28/24	Northwestern State	4	0.5	0.5	0	0	0/0
10/5/24	at Eastern Illinois	0	0	0	0	1	0/0
10/12/24	Tennessee Tech	2	0	0	0	0	0/0
10/19/24	at Charleston Southern	2	1.0	0	0	0	0/0
10/26/24	Gardner-Webb	0	0	0	0	0	0/0
11/9/24	at Lindenwood	1	0	0	0	0	0/0
11/16/24	Western Illinois	2	0	0	0	0	0/0
11/23/24	at Tennessee State	1	0	0	0	0	0/0
11/30/24	Illinois State	0	0	0	0	0	0/0

2023

Date	Opponent	TT	TFL	S	INT	PBU	F/R
9/2/23	at Kansas State	0	0	0	0	0	0/0
9/9/23	Lindenwood	2	0	0	0	0	0/0
9/16/23	Southern Illinois	0	0	0	0	0	0/0
9/23/23	at Eastern Kentucky	2	0	0	0	0	0/0
10/7/23	at Central Arkansas	1	0	0	0	0	0/0
10/14/23	Eastern Illinois	1	1.0	1.0	0	0	0/0
10/21/23	at Tennessee Tech	1	0	0	0	0	0/0
10/28/23	at Nicholls	1	0	0	0	0	0/0
11/18/23	at Bryant	1	0	0	0	0	0/0

Walton's Career Statistics at Southeast Missouri

Defense	G	GS	S-A-TT	TFL	SACK	INT	PBU	F/R
2023	9	1	2-7-9	1.0	1.0	0	0	0/0
2024	13	9	13-15-28	4.5	3.5	0	2	0/0
2025	5	5	6-8-14	1.0	0	0	0	1/0
Totals	27	15	21-30-51	6.5	4.5	0	2	1/0

S | 5-10 | 163 | So.
Murfreesboro, Tenn.
Riverdale H.S.
Kentucky Wesleyan

41 Najai Watson

Career-Highs

Tackles ..... -
Tackles for Loss ..... -
Sacks ..... -
Interceptions ..... -
Pass Breakups ..... -
Forced Fumbles ..... -
Fumble Recoveries ..... -

Watson's Game-by-Game Defensive Stats

2025

Date	Opponent	TT	TFL	S	INT	PBU	F/R
8/30/25	at Arkansas State	DNP	-	-	-	-	-
9/6/25	North Alabama	DNP	-	-	-	-	-
9/13/25	at North Dakota State	DNP	-	-	-	-	-
9/20/25	Southern Illinois	DNP	-	-	-	-	-
9/27/25	at UT Martin	DNP	-	-	-	-	-
10/11/25	Tennessee State						
10/18/25	Eastern Illinois						
10/25/25	at Tennessee Tech						
11/1/25	Charleston Southern						
11/8/25	at Gardner-Webb						
11/15/25	at Western Illinois						
11/22/25	Lindenwood						

Watson's Career Statistics at Southeast Missouri

Defense	G	GS	S-A-TT	TFL	SACK	INT	PBU	F/R
2025								

TENNESSEE STATE
OCTOBER 11

CAREER-HIGHS/GAME-BY-GAME/CAREER STATS (DEFENSE)

DL | 5-11 | 280 | Sr.
Memphis, Tenn.
Cordova H.S.

97 Caleb Webb

Career-Highs

Tackles ..... 4, vs. Illinois State (11/30/24)
Tackles for Loss ..... 0.5, at Bryant (11/18/23)
Sacks ..... -
Interceptions ..... -
Pass Breakups ..... -
Forced Fumbles ..... -
Fumble Recoveries ..... -

Webb's Game-by-Game Defensive Stats

2025

Date	Opponent	TT	TFL	S	INT	PBU	F/R
8/30/25	at Arkansas State	0	0	0	0	0	0/0
9/6/25	North Alabama	1	0	0	0	0	0/0
9/13/25	at North Dakota State	0	0	0	0	0	0/0
9/20/25	Southern Illinois	0	0	0	0	0	0/0
9/27/25	at UT Martin	3	0	0	0	0	0/0
10/11/25	Tennessee State						
10/18/25	Eastern Illinois						
10/25/25	at Tennessee Tech						
11/1/25	Charleston Southern						
11/8/25	at Gardner-Webb						
11/15/25	at Western Illinois						
11/22/25	Lindenwood						

2024

Date	Opponent	TT	TFL	S	INT	PBU	F/R
10/5/24	at Eastern Illinois	0	0	0	0	0	0/0
10/12/24	Tennessee Tech	1	0	0	0	0	0/0
10/19/24	at Charleston Southern	0	0	0	0	0	0/0
10/26/24	Gardner-Webb	0	0	0	0	0	0/0
11/9/24	at Lindenwood	0	0	0	0	0	0/0
11/23/24	at Tennessee State	0	0	0	0	0	0/0
11/30/24	Illinois State	4	0	0	0	0	0/0

2023

Date	Opponent	TT	TFL	S	INT	PBU	F/R
9/9/23	Lindenwood	2	0	0	0	0	0/0
11/18/23	at Bryant	1	0.5	0	0	0	0/0

2022

Date	Opponent	TT	TFL	S	INT	PBU	F/R
11/5/22	at Tennessee State	1	0	0	0	0/0	0

Webb's Career Statistics at Southeast Missouri

Defense	G	GS	S-A-TT	TFL	SACK	INT	PBU	F/R
2022	1	0	0-1-1	0	0	0	0	0/0
2023	2	0	0-3-3	0.5	0	0	0	0/0
2024	7	0	1-4-5	0	0	0	0	0/0
2025	5	0	2-2-4	0	0	0	0	0/0
Totals	15	0	3-10-13	0.5	0	0	0	0/0

ILB | 5-11 | 229 | Fr.
Mayfield, Ky.
Mayfield H.S.

46 Ian Williams

Career-Highs

Tackles ..... 1, at UT Martin (9/27/25)
Tackles for Loss ..... 1.0, at UT Martin (9/27/25)
Sacks ..... -
Interceptions ..... -
Pass Breakups ..... -
Forced Fumbles ..... -
Fumble Recoveries ..... -

Williams' Game-by-Game Defensive Stats

2025

Date	Opponent	TT	TFL	S	INT	PBU	F/R
8/30/25	at Arkansas State	0	0	0	0	0	0/0
9/6/25	North Alabama	0	0	0	0	0	0/0
9/13/25	at North Dakota State	0	0	0	0	0	0/0
9/20/25	Southern Illinois	0	0	0	0	0	0/0
9/27/25	at UT Martin	1	1.0	0	0	0	0/0
10/11/25	Tennessee State						
10/18/25	Eastern Illinois						
10/25/25	at Tennessee Tech						
11/1/25	Charleston Southern						
11/8/25	at Gardner-Webb						
11/15/25	at Western Illinois						
11/22/25	Lindenwood						

Williams' Career Statistics at Southeast Missouri

Defense	G	GS	S-A-TT	TFL	SACK	INT	PBU	F/R
2025	5	0	1-0-1	1.0	0	0	0	0/0

S | 6-0 | 197 | Sr.
Montgomery, Ala.
Stanhope Elmore H.S.
Dodge City CC

24 JaQori Williams

Career-Highs

Tackles ..... 4, at New Mexico State (8/31/24)
Tackles for Loss ..... 1.0, 2x, last at New Mexico State (8/31/24)
Sacks ..... -
Interceptions ..... -
Pass Breakups ..... 1, 2x, last at New Mexico State (8/31/24)
Forced Fumbles ..... -
Fumble Recoveries ..... -

Williams' Game-by-Game Defensive Stats

2025

Date	Opponent	TT	TFL	S	INT	PBU	F/R
8/30/25	at Arkansas State	0	0	0	0	0	0/0
9/6/25	North Alabama	DNP	-	-	-	-	-
9/13/25	at North Dakota State	0	0	0	0	0	0/0
9/20/25	Southern Illinois	1	0	0	0	0	0/0
9/27/25	at UT Martin	DNP	-	-	-	-	-
10/11/25	Tennessee State						
10/18/25	Eastern Illinois						
10/25/25	at Tennessee Tech						
11/1/25	Charleston Southern						
11/8/25	at Gardner-Webb						
11/15/25	at Western Illinois						
11/22/25	Lindenwood						

2024

Date	Opponent	TT	TFL	S	INT	PBU	F/R
8/24/24	vs. North Alabama	1	0	0	0	0	0/0
8/31/24	at New Mexico State	4	1.0	0	0	1	0/0
9/7/24	UT Martin	2	0	0	0	0	0/0
9/21/24	at Southern Illinois	1	0	0	0	0	0/0
9/28/24	Northwestern State	1	0	0	0	0	0/0
11/30/24	Illinois State	0	0	0	0	0	0/0

2023

Date	Opponent	TT	TFL	S	INT	PBU	F/R
9/2/23	at Kansas State	0	0	0	0	0	0/0
9/9/23	Lindenwood	0	0	0	0	0	0/0
9/16/23	Southern Illinois	0	0	0	0	0	0/0
9/23/23	at Eastern Kentucky	0	0	0	0	0	0/0
10/7/23	at Central Arkansas	0	0	0	0	0	0/0
10/14/23	Eastern Illinois	0	0	0	0	0	0/0
10/21/23	at Tennessee Tech	1	0	0	0	0	0/0
10/28/23	at Nicholls	0	0	0	0	0	0/0
11/4/23	Robert Morris	1	0	0	0	0	0/0
11/11/23	at UT Martin	0	0	0	0	0	0/0
11/18/23	at Bryant	2	1.0	0	0	0	0/0

2022

Date	Opponent	TT	TFL	S	INT	PBU	F/R
9/3/22	at Iowa State	2	0	0	0	0	0/0
9/10/22	at Southern Illinois	1	0	0	0	0	0/0
9/24/22	Central Arkansas	1	0	0	0	1	0/0
10/1/22	at Lindenwood	1	0	0	0	0	0/0
10/8/22	Tennessee Tech	1	0	0	0	0	0/0
10/22/22	at Northwestern State	0	0	0	0	0	0/0
10/29/22	Eastern Kentucky	0	0	0	0	0	0/0
11/5/22	at Tennessee State	3	0	0	0	0	0/0
11/12/22	at Eastern Illinois	1	0	0	0	0	0/0
11/19/22	Murray State	1	0	0	0	0	0/0

Williams' Career Statistics at Southeast Missouri

Defense	G	GS	S-A-TT	TFL	SACK	INT	PBU	F/R
2022	9	0	2-9-11	0	0	0	1	0/0
2023	11	0	2-2-4	1.0	0	0	0	0/0
2024	6	1	4-5-9	1.0	0	0	1	0/0
2025	3	0	1-0-1	0	0	0	0	0/0
Totals	29	1	8-16-24	2.0	0	0	2	0/0

CB | 6-2 | 185 | Fr.
Overland Park, Kan.
Shawnee Mission West H.S.

12 Brandon Wilson

Career-Highs

Tackles ..... -
Tackles for Loss ..... -
Sacks ..... -
Interceptions ..... -
Pass Breakups ..... -
Forced Fumbles ..... -
Fumble Recoveries ..... -

Wilson's Game-by-Game Defensive Stats

2025

Date	Opponent	TT	TFL	S	INT	PBU	F/R
8/30/25	at Arkansas State	DNP	-	-	-	-	-
9/6/25	North Alabama	DNP	-	-	-	-	-
9/13/25	at North Dakota State	DNP	-	-	-	-	-
9/20/25	Southern Illinois	DNP	-	-	-	-	-
9/27/25	at UT Martin	DNP	-	-	-	-	-
10/11/25	Tennessee State						
10/18/25	Eastern Illinois						

CAREER-HIGHS/GAME-BY-GAME/CAREER STATS (DEFENSE & SPECIALISTS)

TENNESSEE STATE
OCTOBER 11

10/25/25	at Tennessee Tech
11/1/25	Charleston Southern
11/8/25	at Gardner-Webb
11/15/25	at Western Illinois
11/22/25	Lindenwood

Wilson's Career Statistics at Southeast Missouri

Defense	G	GS	S-A-TT	TFL	SACK	INT	PBU	F/R
2025								

K | 6-0 | 185 | Sr.
Shawnee Mission, Kan.
Shawnee Mission East H.S.
Coastal Carolina

39 Justin Keller

Career-Highs

Points Scored	12, vs. North Alabama (9/6/25)
Kick PAT	4, vs. Southern Illinois (9/20/25)
Field Goals Made	3, vs. North Alabama (9/6/25)
Field Goal Attempts	3, 2x, last vs. Southern Illinois (9/20/25)
Longest Field Goal	48, vs. North Alabama (9/6/25)

Keller's Game-by-Game Kicking Stats 2025

Date	Opponent	FG	LG	PAT	KO	YDS	AVG.	TB
8/30/25	at Arkansas State	1-1	40	3-3	5	294	58.8	0
9/6/25	North Alabama	3-3	48	3-3	6	381	63.5	0
9/13/25	at North Dakota State	0-0	0	2-2	3	195	65.0	3
9/20/25	Southern Illinois	1-3	28	4-4	5	323	64.6	3
9/27/25	at UT Martin	1-1	38	1-1	3	195	65.0	3
10/11/25	Tennessee State							
10/18/25	Eastern Illinois							
10/25/25	at Tennessee Tech							
11/1/25	Charleston Southern							
11/8/25	at Gardner-Webb							
11/15/25	at Western Illinois							
11/22/25	Lindenwood							

Keller's Career Statistics at Southeast Missouri

FG/PATs	G	GS	FG	FGA	Lg	Pct.	XP	XPA	Pct.
2025	5	5	6	8	48	75.0	13	13	1.00

P | 6-6 | 223 | Sr.
South Bend, Ind.
Riley H.S.
Eastern Michigan

0 Ryan Kingston

Career-Highs

Punts	8, at North Dakota State (9/13/25)
Yards	339, at North Dakota State (9/13/25)
Longest Punt	56, at North Dakota State (9/13/25)
Inside 20	3, at UT Martin (9/27/25)

Kingston's Game-by-Game Punting Stats 2025

Date	Opponent	NO	YDS	LG	I20	AVG.
8/30/25	at Arkansas State	4	177	48	0	44.3
9/6/25	North Alabama	5	224	55	2	44.8
9/13/25	at North Dakota State	8	339	56	2	42.4
9/20/25	Southern Illinois	2	83	52	1	41.5
9/27/25	at UT Martin	5	222	48	3	44.4
10/11/25	Tennessee State					
10/18/25	Eastern Illinois					
10/25/25	at Tennessee Tech					
11/1/25	Charleston Southern					
11/8/25	at Gardner-Webb					
11/15/25	at Western Illinois					
11/22/25	Lindenwood					

Kingston's Career Statistics at Southeast Missouri

Punting	G	GS	No.	Yds	Lg	50+	I20	Avg.
2025	5	5	24	1045	56	4	8	43.5



K/P | 6-0 | 215 | Fr.
St. Louis, Mo.
Mary Institute and Country Day H.S.

31 Malik Orsan

Career-Highs

Points Scored	-
Kick PAT	-
Field Goals Made	-
Field Goal Attempts	-
Longest Field Goal	-

Orsan's Game-by-Game Kicking Stats 2025

Date	Opponent	FG	LG	PAT	KO	YDS	AVG.	TB
8/30/25	at Arkansas State	DNP	-	-	-	-	-	-
9/6/25	North Alabama	DNP	-	-	-	-	-	-
9/13/25	at North Dakota State	DNP	-	-	-	-	-	-
9/20/25	Southern Illinois	DNP	-	-	-	-	-	-
9/27/25	at UT Martin	DNP	-	-	-	-	-	-
10/11/25	Tennessee State							
10/18/25	Eastern Illinois							
10/25/25	at Tennessee Tech							
11/1/25	Charleston Southern							
11/8/25	at Gardner-Webb							
11/15/25	at Western Illinois							
11/22/25	Lindenwood							

Orsan's Career Statistics at Southeast Missouri

FG/PATs	G	GS	FG	FGA	Lg	Pct.	XP	XPA	Pct.
2025									

TENNESSEE STATE
OCTOBER 11

GAME-BY-GAME STATISTICS

	ASU 8/30	UNA 9/6	NDSU 9/13	SIU 9/20	UTM 9/27	TSU 10/11	EIU 10/18	TTU 10/25	CSU 11/1	GWU 11/8	WIU 11/15	LIN 11/22
First Downs	**20**	**22**	**12**	**34**	**16**							
Rushing	5	7	6	11	6							
Passing	13	11	4	21	8							
Penalty	2	4	2	2	2							
Third Downs	**14**	**17**	**15**	**13**	**15**							
Converted	6	8	6	7	5							
Efficiency	42.9	47.0	40.0	53.8	33.3							
Fourth Downs	**1**	**0**	**1**	**1**	**4**							
Converted	1	0	1	1	1							
Efficiency	1.00	0.0	1.00	1.00	25.0							
Total Net Yards	**364**	**381**	**217**	**569**	**239**							
Plays	69	72	57	85	68							
Avg Per Play	5.3	5.3	3.8	6.7	3.5							
Net Yards Rushing	**92**	**156**	**64**	**147**	**30**							
Attempts	33	39	32	38	27							
Avg. Per Rush	2.8	4.0	2.0	3.9	1.1							
Net Yards Passing	**272**	**225**	**153**	**422**	**209**							
Attempts	36	33	25	47	41							
Completions	26	21	13	33	22							
Completion Pct.	72.2	63.6	52.0	70.2	53.7							
Yds. Per Attempt	7.6	6.8	6.1	9.0	5.1							
Touchdowns	2	2	1	2	0							
Interceptions	0	0	1	1	2							
Sacked	3	4	4	4	5							
Yards Lost	16	24	21	25	32							
Touchdowns	**3**	**3**	**2**	**4**	**1**							
Rushing	1	1	1	2	1							
Passing	2	2	1	2	0							
Returns	0	0	0	0	0							
Penalties	**8**	**6**	**8**	**3**	**8**							
Yards Lost	71	65	70	30	55							
Fumbles	**1**	**2**	**0**	**1**	**1**							
Fumbles Lost	1	2	0	1	0							
Punts	**4**	**5**	**8**	**2**	**5**							
Total Yards	**177**	**224**	**339**	**83**	**222**							
Gross Avg.	44.2	44.8	42.4	41.5	44.4							
Net Avg.	38.5	40.8	42.8	41.5	45.6							
Inside 20	0	2	2	1	3							
Touchbacks	0	1	0	0	0							
FGs Attempted	**1**	**3**	**0**	**3**	**1**							
FGs Made	1	3	0	1	1							
PATs Made-Att.	**3-3**	**2-2**	**2-2**	**4-4**	**1-1**							
Kicking M-A	3-3	2-2	2-2	4-4	1-1							
2-pt. Rushing M-A	0-0	0-0	0-0	0-0	0-0							
2-pt. Passing M-A	0-0	0-0	0-0	0-0	0-0							
Kickoffs-Yds-TB	**5-294-0**	**6-381-0**	**3-195-3**	**5-323-3**	**3-195-3**							
Safeties	**0**	**0**	**0**	**0**	**0**							
Points Scored	**24**	**30**	**14**	**31**	**10**							
Time of Possession	**29:08**	**30:30**	**29:12**	**33:19**	**24:58**							
Net TO Ratio	**-**	**-1**	**-1**	**-2**	**-2**							

OPPONENT GAME-BY-GAME STATISTICS

TENNESSEE STATE
OCTOBER 11

	ASU 8/30	UNA 9/6	NDSU 9/13	SIU 9/20	UTM 9/27	TSU 10/11	EIU 10/18	TTU 10/25	CSU 11/1	GWU 11/8	WIU 11/15	LIN 11/22
First Downs	**25**	**26**	**22**	**22**	**22**							
Rushing	6	12	8	9	13							
Passing	16	10	11	13	9							
Penalty	3	4	3	0	1							
Third Downs	**11**	**14**	**10**	**11**	**13**							
Converted	5	4	2	9	6							
Efficiency	45.4	28.5	20.0	81.8	46.2							
Fourth Downs	**2**	**4**	**1**	**0**	**1**							
Converted	1	1	1	0	0							
Efficiency	50.0	25.0	1.00	0.0	0.0							
Total Net Yards	**492**	**440**	**562**	**612**	**468**							
Plays	68	78	61	58	69							
Avg Per Play	7.2	5.6	9.2	10.6	6.8							
Net Yards Rushing	**147**	**280**	**214**	**270**	**243**							
Attempts	36	42	37	33	46							
Avg. Per Rush	4.1	6.7	5.8	8.2	5.3							
Net Yards Passing	**345**	**160**	**348**	**342**	**225**							
Attempts	32	36	24	25	23							
Completions	26	16	16	18	15							
Completion Pct.	81.3	44.4	66.7	72.0	65.2							
Yds. Per Attempt	10.8	4.4	14.5	13.7	9.8							
Touchdowns	3	2	4	4	2							
Interceptions	0	1	0	0	0							
Sacked	0	2	2	1	2							
Yards Lost	0	6	17	13	13							
Touchdowns	**6**	**3**	**5**	**8**	**4**							
Rushing	3	1	1	4	2							
Passing	3	2	4	4	2							
Returns	0	0	0	0	0							
Penalties	**7**	**6**	**7**	**3**	**6**							
Yards Lost	70	70	74	11	60							
Fumbles	**3**	**0**	**0**	**0**	**2**							
Fumbles Lost	1	0	0	0	0							
Punts	**3**	**5**	**3**	**2**	**4**							
Total Yards	**143**	**219**	**146**	**97**	**165**							
Gross Avg.	47.7	43.8	48.7	48.5	41.2							
Net Avg.	50.3	33.6	42.0	38.5	41.2							
Inside 20	1	1	1	1	1							
Touchbacks	0	0	1	1	0							
FGs Attempted	**0**	**1**	**3**	**1**	**3**							
FGs Made	0	0	2	1	2							
PATs Made-Att.	**6-6**	**2-3**	**5-5**	**8-8**	**4-4**							
Kicking M-A	6-6	1-1	0-0	8-8	4-4							
2-pt. Rushing M-A	0-0	1-1	0-0	0-0	0-0							
2-pt. Passing M-A	0-0	0-1	0-0	0-0	0-0							
Kickoffs-Yds-TB	**7-431-6**	**2-125-0**	**8-507-5**	**9-573-4**	**7-309-0**							
Safeties	**0**	**0**	**0**	**0**	**0**							
Points Scored	**42**	**21**	**41**	**59**	**34**							
Time of Possession	**30:52**	**29:30**	**30:48**	**26:41**	**35:02**							
Net TO Ratio	**-**	**+1**	**+1**	**+2**	**+2**							

TENNESSEE STATE
OCTOBER 11

GAME-BY-GAME LEADERS

Date	Opponent	Scoring	Rushing Yards	Receptions	Receiving Yards	Tackles
Aug. 30	at Arkansas State	Epton, Jr., Pedro, Cheers - 6 pts.	Epton, Jr. - 61	Pedro - 6	Cheers - 96	Sylvie - 12
Sept. 6	North Alabama	Keller - 11 pts.	Brown - 81	Pedro - 4	Pedro - 82	Sylvie - 8
Sept. 13	at North Dakota State	Gilbert, Brown - 6 pts.	Leatherwood - 20	Pedro - 4	Gilbert - 67	Sylvie - 9
Sept. 20	Southern Illinois	Keller - 7 pts.	Epton, Jr. - 94	Pedro - 8	Gilbert - 125	Sylvie - 9
Sept. 27	at UT Martin	Epton, Jr. - 6 pts.	Epton, Jr. - 18	Five tied with - 3	Gilbert - 53	Sylvie - 11
Oct. 11	Tennessee State					
Oct. 18	Eastern Illinois					
Oct. 25	at Tennessee Tech					
Nov. 1	Charleston Southern					
Nov. 8	at Gardner-Webb					
Nov. 15	at Western Illinois					
Nov. 22	Lindenwood					

GAME-BY-GAME SCORING

		Southeast Missouri								Opponents								Point
Date	Opponent	1	2	1H	3	4	2H	OT	TOT	1	2	1H	3	4	2H	OT	TOT	Differential
Aug. 30	at Arkansas State	7	3	10	0	14	14	-	24	7	21	28	7	7	14	-	42	-18
Sept. 6	North Alabama	0	13	13	10	7	17	-	30	7	0	7	0	14	14	-	21	+9
Sept. 13	at North Dakota State	7	7	14	0	0	0	-	14	14	17	31	3	7	10	-	41	-27
Sept. 20	Southern Illinois	7	0	7	17	7	24	-	31	14	17	31	21	7	28	-	59	-28
Sept. 27	at UT Martin	7	0	7	3	0	3	-	10	14	7	21	3	10	13	-	34	-24
Oct. 11	Tennessee State																	
Oct. 18	Eastern Illinois																	
Oct. 25	at Tennessee Tech																	
Nov. 1	Charleston Southern																	
Nov. 8	at Gardner-Webb																	
Nov. 15	at Western Illinois																	
Nov. 22	Lindenwood																	
	Totals	28	23	51	30	28	58	-	109	56	62	118	34	45	79	-	197	-88

SOUTHEAST MISSOURI RED ZONE STATISTICS

Date	Opponent	Drives In Red Zone	Scores	Scoring %	TDs	Total Pts.	Made FGs	Missed FGs	TO	Downs	Avg. Points
Aug. 30	at Arkansas State	1	1	1.00	1	7	0	0	0	0	7.0
Sept. 6	North Alabama	4	4	1.00	2	20	2	0	0	0	5.0
Sept. 13	at North Dakota State	1	1	1.00	1	7	0	0	0	0	7.0
Sept. 20	Southern Illinois	3	3	1.00	2	17	1	0	0	0	5.7
Sept. 27	at UT Martin	2	2	1.00	1	10	1	0	0	0	5.0
Oct. 11	Tennessee State										
Oct. 18	Eastern Illinois										
Oct. 25	at Tennessee Tech										
Nov. 1	Charleston Southern										
Nov. 8	at Gardner-Webb										
Nov. 15	at Western Illinois										
Nob. 22	Lindenwood										
	Totals	11	11	1.00	7	61	4	0	0	0	5.5

OPPONENT RED ZONE STATISTICS

TENNESSEE STATE
OCTOBER 11

Date	Opponent	Drives In Red Zone	Scores	Scoring %	TDs	Total Pts.	Made FGs	Missed FGs	TO	Downs	Avg. Points
Aug. 30	at Arkansas State	6	5	83.3	5	35	0	0	1	0	7.0
Sept. 6	North Alabama	4	2	40.0	2	15	0	1	0	1	7.5
Sept. 13	at North Dakota State	4	3	75.0	3	21	0	0	0	0	7.0
Sept. 20	Southern Illinois	6	6	1.00	5	38	1	0	0	0	6.3
Sept. 27	at UT Martin	4	4	1.00	2	20	2	1	0	0	5.0
Oct. 11	Tennessee State										
Oct. 18	Eastern Illinois										
Oct. 25	at Tennessee Tech										
Nov. 1	Charleston Southern										
Nov. 8	at Gardner-Webb										
Nov. 15	at Western Illinois										
Nov. 22	Lindenwood										
	Totals	24	20	83.3	17	129	3	2	1	1	6.5

GAME-BY-GAME COMPARISON (SEMO/OPPONENT)

Date	Opponent	Score	First Downs Total	First Downs Rush	First Downs Pass	First Downs Pen	Rushing No.-Yds	Passing Comp-Att-Int	Passing Yds	Total Offense Plays-Yds	Return Yds	TOs
Aug. 30	at Arkansas State	24-42	20/25	5/6	13/16	2/3	33-92/36-147	26-36-0/26-32-0	272/345	69-364/68-492	9/53	1/1
Sept. 6	North Alabama	30-21	22/26	7/12	11/10	4/4	39-156/42-280	21-33-0/13-36-1	225/160	72-381/78-440	108/84	2/1
Sept. 13	at North Dakota State	14-41	12/22	6/8	4/11	2/3	32-64/37-214	13-25-1/16-24-0	153/348	57-217/61-562	45/-3	1/0
Sept. 20	Southern Illinois	31-59	34/22	11/9	21/13	2/0	38-147/33-270	33-47-1/18-25-0	422/342	85-569/58-612	56/78	2/0
Sept. 27	at UT Martin	10-34	16/22	6/13	8/8	2/1	27-30/46-243	22-41-2/15-23-0	209/225	68-239/69/468	86/6	2/0
Oct. 11	Tennessee State											
Oct. 18	Eastern Illinois											
Oct. 25	at Tennessee Tech											
Nov. 1	Charleston Southern											
Nov. 8	at Gardner-Webb											
Nov. 15	at Western Illinois											
Nov. 22	Lindenwood											

Date	Opponent	3rd Down Conv	4th Down Conv	Time of Possession	TOP Margin	Avg Yds Per Rush	Avg Yds Per Pass	Avg Yds Per Play	Punting No.-Avg	Penalties No.-Yds
Aug. 30	at Arkansas State	6-14/5-11	2-3/1-2	29:08/30:52	-1:44	2.8/4.1	7.6/10.8	5.3/7.2	4-44.3/3-47.7	8-71/7-70
Sept. 6	North Alabama	8-17/4-14	0-0/1-4	30:30/29:30	+1:00	4.0/6.7	6.8/4.4	5.3/5.6	5-44.8/5-43.8	6-66/6-70
Sept. 13	at North Dakota State	6-15/2-10	1-1/1-1	29:12/30:48	-1:36	2.0/5.8	6.1/14.5	3.8/9.2	8-42.4/3-48.7	8-70/7-74
Sept. 20	Southern Illinois	7-12/9-11	1-1/0-0	33:19/26:41	+6:38	3.9/8.2	9.0/13.7	6.7/10.6	2-41.5/2-48.5	3-30/3-11
Sept. 27	at UT Martin	5-15/6-13	1-4/0-1	24:58/35:02	-10:04	1.1/5.3	5.1/9.8	3.5/6.8	5-44.4/4-41.3	8-55/6-60
Oct. 11	Tennessee State									
Oct. 18	Eastern Illinois									
Oct. 25	at Tennessee Tech									
Nov. 1	Charleston Southern									
Nov. 8	at Gardner-Webb									
Nov. 15	at Western Illinois									
Nov. 22	Lindenwood									

TENNESSEE STATE
OCTOBER 11

GAME-BY-GAME TACKLES

Player	ASU 8/30	UNA 9/6	NDSU 9/13	SIU 9/20	UTM 9/27	TSU 10/11	EIU 10/18	TTU 10/25	CSU 11/1	GWU 11/8	WIU 11/15	LIN 11/22
Jehchys Brown	-	4	1	2	2							
Nasim Cairo	-	5	2	3	-							
McCoy Casey	2	2	-	-	-							
Cyler Christmas	3	-	-	1	-							
Alijah Cota	-	-	-	2	-							
Jayden Davis	5	2	5	1	4							
DJ Delmore	1	4	-	-	7							
Slade Dollar	5	3	5	7	10							
Cole Dutkovich	7	3	1	2	8							
Justus Johnson	1	-	2	1	1							
Ashton Jones	1	-	1	1	1							
David Jones	2	2	3	3	3							
Sam Keeper	4	5	2	2	-							
Steven Lewis	2	2	1	2	4							
Trey Lisle	2	2	3	2	3							
Timothy Maxson	2	-	-	-	4							
Angel Muñoz	2	1	3	3	1							
Temidayo Odugbemi	1	-	-	-	-							
Adrian Patterson	3	5	2	2	3							
Jared Pedraza	6	6	-	-	-							
Trel Riley	1	1	1	1	-							
Landon Sylvie	12	8	9	9	11							
Latrevion Thompson	3	3	6	8	4							
Amare Townsend	6	3	6	3	1							
Jeremy Walton	4	2	1	1	6							
Caleb Webb	-	1	-	-	3							
Ian Williams	-	-	-	-	1							
JaQori Williams	-	-	-	1	-							

Sacks	No.	Yds
Sam Keeper	2.0	9
Latrevion Thompson	1.5	17
DJ Delmore	1.0	13
Jehchys Brown	1.0	6
Slade Dollar	1.0	0
Trey Lisle	0.5	4
Total	7.0	49

Tackles for Loss	No.	Yds
Latrevion Thompson	3.0	22
Sam Keeper	2.5	9
Trey Lisle	2.0	12
Cole Dutkovich	1.5	3
DJ Delmore	1.0	13
Jehchys Brown	1.0	6
Landon Sylvie	1.0	2
Jayden Davis	1.0	2
Jeremy Walton	1.0	1
Slade Dollar	1.0	1
Ian Williams	1.0	1
David Jones	0.5	1
Total	17.0	72

Forced Fumbles	
Jeremy Walton	1
Latrevion Thompson	1
Adrian Patterson	1
Total	3

Fumble Recoveries	No.	Yds
Nasim Cairo	1	0
Total	1	0

Pass Breakups	
Justus Johnson	4
Adrian Patterson	3
Landon Sylvie	3
Slade Dollar	1
Amare Townsend	1
Cyler Christmas	1
David Jones	1
Total	14

Interceptions	No.	Yds
Slade Dollara	1	0
Total	1	0

Blocked Kicks

-

GAME-BY-GAME STARTERS

TENNESSEE STATE
OCTOBER 11

Offense

Date	Opponent	WR	WR	TE	LT	LG	C	RG	RT	QB	RB	WR
Aug. 30	at Arkansas State	Westervelt	Pedro	Chislom	Turner	Nettles	Farrell	Sanogo	Phillips	Leatherwood	Epton, Jr.	Cheers
Sept. 6	North Alabama	Westervelt	Pedro	Civey	Williams	Nettles	Farrell	Sanogo	Phillips	Leatherwood	Epton, Jr.	Cheers
Sept. 13	at North Dakota State	Gilbert	Pedro	Chislom	Williams	Nettles	Farrell	Sanogo	Phillips	Leatherwood	Ruble	Cheers
Sept. 20	Southern Illinois	Gilbert	Pedro	Chislom	Williams	Nettles	Farrell	Sanogo	Phillips	Leatherwood	P. Brown	Cheers
Sept. 27	at UT Martin	Gilbert	Pedro	Civey	Taylor	Nettles	Reynolds	Sanogo	Williams	Leatherwood	Epton, Jr.	Robinson
Oct. 11	Tennessee State											
Oct. 18	Eastern Illinois											
Oct. 25	at Tennessee Tech											
Nov. 1	Charleston Southern											
Nov. 8	at Gardner-Webb											
Nov. 15	at Western Illinois											
Nov. 22	Lindenwood											

Defense

Date	Opponent	DB/DT	NT	DT	OLB	ILB	ILB	OLB	CB	S	S	CB
Aug. 30	at Arkansas State	Delmore, DB	Keeper	Cairo	Walton	Pedraza	Dollar	Casey	Patterson	Sylvie	Christmas	Johnson
Sept. 6	North Alabama	Townsend, DB	Keeper	Cairo	Walton	Pedraza	Dollar	Casey	Patterson	Sylvie	Muñoz	Johnson
Sept. 13	at North Dakota State	Townsend, DB	Keeper	Cairo	Walton	Davis	Dollar	Thompson	Patterson	Sylvie	Muñoz	Johnson
Sept. 20	Southern Illinois	Townsend, DB	Keeper	Cairo	Walton	Davis	Dollar	Thompson	Patterson	Sylvie	Muñoz	Johnson
Sept. 27	at UT Martin	J. Brown, DT	Keeper	Lewis	Walton	Dutkovich	Dollar	Thompson	Patterson	Sylvie	Jones	Johnson
Oct. 11	Tennessee State											
Oct. 18	Eastern Illinois											
Oct. 25	at Tennessee Tech											
Nov. 1	Charleston Southern											
Nov. 8	at Gardner-Webb											
Nov. 15	at Western Illinois											
Nov. 22	Lindenwood											

Specialists

Date	Opponent	K	P
Aug. 30	at Arkansas State	Keller	Kingston
Sept. 6	North Alabama	Keller	Kingston
Sept. 13	at North Dakota State	Keller	Kingston
Sept. 20	Southern Illinois	Keller	Kingston
Sept. 27	at UT Martin	Keller	Kingston
Oct. 11	Tennessee State		
Oct. 18	Eastern Illinois		
Oct. 25	at Tennessee Tech		
Nov. 1	Charleston Southern		
Nov. 8	at Gardner-Webb		
Nov. 15	at Western Illinois		
Nov. 22	Lindenwood		

2025 Participation Chart

0	Ryan Kingston	5/5
0	Cam Pedro	5/5
1	Trel Riley	5/0
2	Kam Robinson	5/1
3	Brandon Epton, Jr.	5/3
4	McCoy Casey	2/2
6	Angel Munoz	5/3
7	David Jones	5/1
8	Trey Lisle	5/0
9	Adrian Patterson	5/5
10	Slade Dollar	5/5
11	Jared Pedraza	2/2
11	Patrick Heitert	4/0
12	Jax Leatherwood	5/5
13	Latrevion Thompson	5/3
14	Amare Townsend	5/3
15	Cole Ruble	5/1
16	Jeremy Walton	5/5
18	Justus Johnson	5/5
19	Bryson Burns	5/0
21	Kalvin Gilbert	5/3
22	Payton Brown	5/1
23	DJ Delmore	5/1
24	JaQori Williams	3/0
25	Cole Dutkovich	5/1
28	Cyler Christmas	5/1
29	Temidayo Odugbemi	1/0
30	Judd Cunningham	5/0
33	Jamauri Chislom	5/3
34	Landon Sylvie	5/5
37	Pervis Brunson	1/0
39	Justin Keller	5/5
43	Nolan Reed	3/0
45	Andrew Civey	5/2
46	Ian Williams	5/0
47	Wesley Dabbs	5/0
48	Brock Bruner	4/0
50	Jalen Nettles	5/5
51	Robert Dover	5/0
54	Jayden Davis	5/2
55	Nasim Cairo	4/4
56	Zane Coon	5/0
60	Demoni Taylor	5/1
61	Sam Reynolds	4/1
63	Zach Hudson	5/0
70	Ethan Hatton	5/0
71	Chris Farrell	4/4
73	Trey Gibbs	1/0
75	Kobe Williams	5/4
76	Wilbert Phillips	5/4
77	Rashad Turner	5/1
78	Y. Sanogo-Kendrick	5/5
81	Donnie Cheers	5/4
82	Demetrion Cannon	3/0
84	Anthony Westervelt	2/2
86	Jobe Bryant	4/0
88	Kierrie Conley	1/0
89	Khylen Harris-Norman	2/0
91	Jehchys Brown	5/1
93	Ashton Jones	4/0
95	Sam Keeper	5/5
97	Caleb Webb	5/0
98	Timothy Maxson	4/0
99	Steven Lewis	5/1

TENNESSEE STATE
OCTOBER 11

SOUTHEAST MISSOURI STATISTICS

SEMO Rushes of 10 or More Yards

Date	Opponent	QTR	Rusher	Yards
08-30-25	Arkansas State	1	Brandon Epton, Jr.	12
09-06-25	North Alabama	1	Payton Brown	13
09-06-25	North Alabama	2	Cole Ruble	51
09-06-25	North Alabama	2	Jax Leatherwood	17
09-06-25	North Alabama	4	Payton Brown	10
09-13-25	North Dakota State	2	Brandon Epton, Jr.	16
09-13-25	North Dakota State	4	Patrick Heitert	10
09-20-25	Southern Illinois	2	Jax Leatherwood	11
09-20-25	Southern Illinois	2	Brandon Epton, Jr.	14
09-20-25	Southern Illinois	2	Brandon Epton, Jr.	10
09-20-25	Southern Illinois	3	Brandon Epton, Jr.	10
09-20-25	Southern Illinois	3	Cole Ruble	22
09-27-25	UT Martin	1	Patrick Heitert	10

SEMO Completions of 20 or More Yards

Date	Opponent	QTR	Passer/Receiver	Yards
08-30-25	Arkansas State	1	Leatherwood/Westervelt	24
08-30-25	Arkansas State	4	Leatherwood/Cheers	60
08-30-25	Arkansas State	4	Leatherwood/Pedro	31
09-06-25	North Alabama	3	Leatherwood/Pedro	55
09-06-25	North Alabama	4	Leatherwood/Ruble	20
09-13-25	North Dakota State	1	Leatherwood/Gilbert	65
09-13-25	North Dakota State	2	Leatherwood/Pedro	20
09-20-25	Southern Illinois	1	Leatherwood/Pedro	20
09-20-25	Southern Illinois	3	Leatherwood/Gilbert	27
09-20-25	Southern Illinois	3	Leatherwood/Gilbert	33
09-20-25	Southern Illinois	4	Leatherwood/Gilbert	23
09-20-25	Southern Illinois	4	Leatherwood/Harris-Norman	21
09-20-25	Southern Illinois	4	Leatherwood/Epton, Jr.	34
09-27-25	UT Martin	3	Heitert/Gilbert	31

OPPONENT STATISTICS

TENNESSEE STATE
OCTOBER 11

Opponent Rushes of 10 or More Yards

Date	Opponent	QTR	Rusher	Yards
08-30-25	Arkansas State	2	Devin Spencer	43
09-06-25	North Alabama	1	Jalyn Daniels	45
09-06-25	North Alabama	1	L.T. Sanders	42
09-06-25	North Alabama	2	Ari Patu	20
09-06-25	North Alabama	2	Justin Pegues	14
09-06-25	North Alabama	3	Dustin Wade	22
09-06-25	North Alabama	3	Dustin Wade	11
09-06-25	North Alabama	3	Jalyn Daniels	19
09-06-25	North Alabama	3	Dustin Wade	11
09-06-25	North Alabama	4	Jayvian Allen	13
09-13-25	North Dakota State	1	Barika Kpeenu	31
09-13-25	North Dakota State	1	Barika Kpeenu	11
09-13-25	North Dakota State	1	Cole Payton	18
09-13-25	North Dakota State	3	Cole Payton	33
09-13-25	North Dakota State	4	DJ Scott	39
09-13-25	North Dakota State	4	Myles Mitchell	10
09-13-25	North Dakota State	4	Cortez LeGrant	22
09-20-25	Southern Illinois	1	DJ Williams	75
09-20-25	Southern Illinois	2	DJ Williams	19
09-20-25	Southern Illinois	2	DJ Williams	12
09-20-25	Southern Illinois	2	DJ Williams	40
09-20-25	Southern Illinois	4	Shaun Lester	42
09-27-25	UT Martin	2	Tommy Ansley	11
09-27-25	UT Martin	2	Tommy Ansley	14
09-27-25	UT Martin	3	Tommy Ansley	16
09-27-25	UT Martin	3	Jace Bauer	50
09-27-25	UT Martin	4	Tommy Ansley	16

Opponent Completions of 20 or More Yards

Date	Opponent	QTR	Passer/Receiver	Yards
08-30-25	Arkansas State	1	Raynor/Cobb	45
08-30-25	Arkansas State	1	Raynor/Cobb	27
08-30-25	Arkansas State	2	Raynor/Summers	39
08-30-25	Arkansas State	4	Raynor/Little	28
09-06-25	North Alabama	4	Wade/Heatherly	23
09-06-25	North Alabama	4	Wade/Fields	23
09-13-25	North Dakota State	1	Payton/Lance	75
09-13-25	North Dakota State	1	Payton/Lance	34
09-13-25	North Dakota State	2	Payton/Lance	48
09-13-25	North Dakota State	2	Payton/Collins	28
09-13-25	North Dakota State	2	Payton/Kessel	31
09-13-25	North Dakota State	4	Payton/Kpeenu	30
09-20-25	Southern Illinois	2	Williams/McCray	20
09-20-25	Southern Illinois	3	Williams/Davis III	61
09-20-25	Southern Illinois	3	Williams/Davis III	69
09-20-25	Southern Illinois	3	Williams/Jones	54
09-27-25	UT Martin	1	Bauer/Bailey	75
09-27-25	UT Martin	2	Bauer/Wilson	20
09-27-25	UT Martin	2	Bauer/Bailey	21

TENNESSEE STATE
OCTOBER 11

SOUTHEAST MISSOURI SCORING DRIVES

Aug. 30 at Arkansas State

Scoring Play	Qtr	Clock	Plays	Yards	Consumed
Epton, Jr. 8 yd rush	1	9:18	10	75	3:47
Keller 40 yd field goal	2	14:03	19	68	8:10
Cheers 60 yd pass from Leatherwood	4	7:51	4	75	1:05
Pedro 31 yd pass from Leatherwood	4	1:23	7	82	2:20

Sept. 6 North Alabama

Scoring Play	Qtr	Clock	Plays	Yards	Consumed
Keller 29 yd field goal	2	6:17	7	47	2:37
Leatherwood 3 yd rush	2	2:12	8	78	3:10
Keller 27 yd field goal	2	0:00	10	44	1:24
Keller 48 yd field goal	3	13:02	6	23	1:51
Pedro 55 yd pass from Leatherwood	3	4:15	3	59	0:58
Civey 8 yd pass from Leatherwood	4	5:33	7	51	2:41

Sept. 13 at North Dakota State

Scoring Play	Qtr	Clock	Plays	Yards	Consumed
Gilbert 65 yd pass from Leatherwood	1	10:37	5	75	1:38
Brown 1 yd rush	2	4:38	13	81	5:55

Sept. 20 Southern Illinois

Scoring Play	Qtr	Clock	Plays	Yards	Consumed
Leatherwood 7 yd rush	1	8:00	12	77	4:23
Pedro 22 yd pass from Leatherwood	3	12:13	8	79	2:41
Keller 28 yd field goal	3	6:03	10	65	5:24
Ruble 2 yd rush	3	2:23	8	75	2:20
Epton, Jr. 34 yd pass from Leatherwood	4	2:41	7	75	2:21

Sept. 27 at UT Martin

Scoring Play	Qtr	Clock	Plays	Yards	Consumed
Epton, Jr. 4 yd rush	1	1:52	7	46	1:29
Keller 38 yd field goal	3	6:33	8	47	3:09

Oct. 11 Tennessee State

Scoring Play	Qtr	Clock	Plays	Yards	Consumed
-	-	-	-	-	-

Oct. 18 Eastern Illinois

Scoring Play	Qtr	Clock	Plays	Yards	Consumed
-	-	-	-	-	-

Oct. 25 at Tennessee Tech

Scoring Play	Qtr	Clock	Plays	Yards	Consumed
-	-	-	-	-	-

Nov. 1 Charleston Southern

Scoring Play	Qtr	Clock	Plays	Yards	Consumed
-	-	-	-	-	-

Nov. 8 at Gardner-Webb

Scoring Play	Qtr	Clock	Plays	Yards	Consumed
-	-	-	-	-	-

Nov. 15 at Western Illinois

Scoring Play	Qtr	Clock	Plays	Yards	Consumed
-	-	-	-	-	-

Nov. 22 Lindenwood

Scoring Play	Qtr	Clock	Plays	Yards	Consumed
-	-	-	-	-	-

OPPONENT SCORING DRIVES

TENNESSEE STATE
OCTOBER 11

Aug. 30 at Arkansas State

Scoring Play	Qtr	Clock	Plays	Yards	Consumed
Cross 7 yd rush	1	13:05	7	75	1:55
Cross 4 yd pass from Raynor	2	14:03	8	65	3:50
Spencer 43 yd rush	2	9:05	2	43	0:14
Clay 2 yd rush	2	0:35	10	72	3:13
Rucker 9 yd pass from Raynor	3	12:28	3	64	1:17
Bonelli 10 yd pass from Raynor	4	8:56	9	68	5:20

Sept. 6 North Alabama

Scoring Play	Qtr	Clock	Plays	Yards	Consumed
Patu 1 yd rush	1	0:43	7	62	3:05
Fields 23 yd pass from Wade	4	3:20	7	75	2:13
Pegues 7 yd pass from Wade	4	1:13	6	47	1:13

Sept. 13 at North Dakota State

Scoring Play	Qtr	Clock	Plays	Yards	Consumed
Nelson 15 yd pass from Payton	1	12:15	5	75	2:45
Lance 75 yd pass from Payton	1	7:06	2	79	0:46
Ozick 43 yd field goal	2	14:23	5	41	2:40
Collins 28 yd pass from Payton	2	10:37	4	86	2:09
Nelson 5 yd pass from Payton	2	0:25	11	75	4:13
Ozick 43 yd field goal	3	11:19	6	41	2:08
Payton 1 yd rush	4	12:08	7	93	3:39

Sept. 20 Southern Illinois

Scoring Play	Qtr	Clock	Plays	Yards	Consumed
Williams 75 yd rush	1	14:46	1	75	0:14
Lester 3 yd rush	1	12:28	2	5	0:43
Williams 4 yd rush	2	11:17	6	45	2:47
Davis III 17 yd pass from Williams	2	3:20	9	94	4:04
Geelen 32 yd field goal	2	0:00	9	53	1:34
McCray 14 yd pass from Williams	3	11:27	2	75	0:41
Davis III 69 yd pass from Williams	3	4:43	3	75	1:20
Jones 18 yd pass from Williams	3	0:00	4	75	2:23
Lester 42 yd rush	4	5:02	8	69	5:27

Sept. 27 at UT Martin

Scoring Play	Qtr	Clock	Plays	Yards	Consumed
Bailey 75 yd pass from Bauer	1	14:49	1	75	0:11
Bauer 7 yd rush	1	12:44	3	20	1:26
Bailey 21 yd pass from Bauer	2	3:33	10	86	5:13
Hechter 31 yd field goal	3	9:50	8	67	3:48
Hechter 27 yd field goal	4	12:39	11	56	6:02
Bauer 2 yd rush	4	2:53	9	46	6:08

Oct. 11 Tennessee State

Scoring Play	Qtr	Clock	Plays	Yards	Consumed
-	-	-	-	-	-

Oct. 18 Eastern Illinois

Scoring Play	Qtr	Clock	Plays	Yards	Consumed
-	-	-	-	-	-

Oct. 25 at Tennessee Tech

Scoring Play	Qtr	Clock	Plays	Yards	Consumed
-	-	-	-	-	-

Nov. 1 Charleston Southern

Scoring Play	Qtr	Clock	Plays	Yards	Consumed
-	-	-	-	-	-

Nov. 8 at Gardner-Webb

Scoring Play	Qtr	Clock	Plays	Yards	Consumed
-	-	-	-	-	-

Nov. 15 at Western Illinois

Scoring Play	Qtr	Clock	Plays	Yards	Consumed
-	-	-	-	-	-

Nov. 22 Lindenwood

Scoring Play	Qtr	Clock	Plays	Yards	Consumed
-	-	-	-	-	-

TENNESSEE STATE
OCTOBER 11

100-Yard Rushing Games (Since 1969)

Date	Player	Yards	Opponent
Nov. 8, 1969	Al Holmes	254	vs. Truman State
Oct. 3, 1970	Richard Attig	111	vs. Evansville
Oct. 10, 1970	Eddie Moss	144	vs. Missouri State
Oct. 24, 1970	Richard Attig	145	at Bradley
Oct. 31, 1970	Al Holmes	101	vs. Lincoln
Nov. 7, 1970	Richard Attig	109	at Northwest Missouri
Nov. 14, 1970	Richard Attig	143	at Missouri S&T
Oct. 9, 1971	Art Miller	157	at Missouri State
Nov. 13, 1971	Eddie Moss	157	vs. Missouri S&T
Sept. 16, 1972	Richard Attig	175	at Missouri Southern
Oct. 7, 1972	Richard Attig	157	vs. Missouri State
Oct. 28, 1972	John Gabrisch	124	vs. Lincoln
Oct. 28, 1972	Richard Attig	137	vs. Lincoln
Sept. 29, 1973	John Gabrisch	102	at Evansville
Oct. 6, 1973	Richard Attig	100	at Missouri State
Nov. 10, 1973	Richard Attig	120	vs. Missouri S&T
Oct. 19, 1974	Anthony Wallace	127	vs. Missouri State
Oct. 26, 1974	Bobby Everage	177	at Missouri Western
Nov. 2, 1974	Anthony Wallace	128	at Northwest Missouri
Oct. 25, 1975	Jack Gokin	188	vs. Missouri Western
Oct. 2, 1976	Jack Gokin	107	vs. Arkansas Tech
Oct. 9, 1976	Jack Gokin	119	vs. Central Missouri
Sept. 24, 1977	Jack Gokin	130	at Evansville
Oct. 8, 1977	Jack Gokin	145	at Central Missouri
Oct. 15, 1977	Jack Gokin	117	vs. Northwest Missouri
Oct. 15, 1977	Bill White	144	vs. Northwest Missouri
Sept. 30, 1978	Doug Beard	125	vs. Arkansas Tech
Nov. 11, 1978	Bill White	106	at Northwest Missouri
Nov. 11, 1978	Mike Wieser	186	at Northwest Missouri
Oct. 27, 1979	Ernest Edwards	190	at Lincoln
Nov. 10, 1979	Ernest Edwards	142	vs. Northwest Missouri
Sept. 20, 1980	Keith Hubbard	112	vs. Evansville
Sept. 20, 1980	Marlon Lee	116	vs. Evansville
Oct. 4, 1980	Ernest Edwards	138	vs. Missouri State
Oct. 25, 1980	Ernest Edwards	146	vs. Lincoln
Oct. 9, 1982	Jim Prestwood	100	at Truman State
Oct. 23, 1982	Ed Wachter	126	vs. Lincoln
Oct. 30, 1982	Jim Prestwood	105	at Northwest Missouri
Oct. 8, 1983	Audwin Hudson	108	vs. Truman State
Oct. 22, 1983	Marvin Johnson	131	at Lincoln
Sept. 8, 1984	Brian Brumley	111	vs. Central Arkansas
Sept. 14, 1985	Anthony Jackson	104	at Central Arkansas
Oct. 12, 1985	Anthony Jackson	135	vs. Abilene Christian
Nov. 9, 1985	Anthony Jackson	117	at Lincoln
Nov. 9, 1985	Brian Lattimore	163	at Lincoln
Sept. 20, 1986	Anthony Jackson	191	at UT Martin
Oct. 18, 1986	Anthony Jackson	147	at Missouri S&T
Nov. 15, 1986	Anthony Jackson	182	vs. Lincoln
Sept. 5, 1987	Trent Lane	155	vs. Troy
Sept. 26, 1987	Brian Lattimore	132	at Delta State
Oct. 3, 1987	Percy Johnson	101	vs. Northwest Missouri
Nov. 7, 1987	Trent Lane	110	vs. Missouri S&T
Sept. 3, 1988	Trent Lane	131	at Troy
Oct. 22, 1988	Brian Lattimore	101	vs. Missouri S&T
Oct. 29, 1988	Brian Lattimore	104	at Grand Valley State
Nov. 5, 1988	Brian Lattimore	151	at Northwest Missouri
Sept. 9, 1989	Brian Lattimore	115	vs. Missouri Southern
Sept. 23, 1989	Brian Lattimore	241	at Northwest Missouri
Oct. 28, 1989	Brian Lattimore	110	vs. Missouri Western
Nov. 4, 1989	Brian Lattimore	133	at Central Missouri
Sept. 1, 1990	Steve Jones	101	vs. Southwest Baptist
Sept. 8, 1990	Steve Jones	103	at Missouri Southern
Oct. 6, 1990	Percy Johnson	131	vs. Missouri S&T
Sept. 3, 1992	Kelvin Anderson	222	vs. Murray State
Sept. 12, 1992	Kelvin Anderson	127	at Southern Illinois
Sept. 26, 1992	Kelvin Anderson	161	vs. Austin Peay
Oct. 3, 1992	Kelvin Anderson	124	at Eastern Kentucky
Oct. 10, 1992	Kelvin Anderson	125	at Tennessee Tech
Oct. 31, 1992	Kelvin Anderson	207	vs. UT Martin
Nov. 14, 1992	Kelvin Anderson	180	vs. Illinois State
Oct. 2, 1993	Kelvin Anderson	101	vs. Morehead State
Oct. 30, 1993	Kelvin Anderson	196	at Austin Peay
Nov. 6, 1993	Shane Kennedy	109	vs. Eastern Kentucky
Nov. 13, 1993	Kelvin Anderson	187	vs. Kentucky State
Nov. 20, 1993	Kelvin Anderson	126	vs. Tennessee State
Sept. 24, 1994	Kelvin Anderson	112	vs. UT Martin
Oct. 1, 1994	Kelvin Anderson	131	at Morehead State
Oct. 15, 1994	Kelvin Anderson	132	at Southern Illinois
Sept. 23, 1995	Dione Tyler	149	at Austin Peay
Oct. 7, 1995	Dione Tyler	100	vs. Tennessee Tech
Oct. 28, 1995	Dione Tyler	144	at UT Martin
Nov. 4, 1995	Stanley Parker	130	vs. Morehead State
Nov. 18, 1995	Dione Tyler	169	vs. Tennessee State
Oct. 12, 1996	Britt Mirgaux	102	at Tennessee Tech
Nov. 2, 1996	Britt Mirgaux	103	vs. UT Martin
Aug. 30, 1997	Riki Smith	112	vs. Lambuth
Nov. 1, 1997	Aaron Layne	127	at Austin Peay
Nov. 22, 1997	Corey Williams	136	vs. Tennessee State
Oct. 31, 1998	Corey Williams	185	vs. Middle Tennessee
Sept. 18, 1999	Mike Gross	104	at Murray State
Nov. 6, 1999	Broderick Benson	125	vs. Eastern Illinois
Nov. 13, 1999	Rashad West	135	vs. Tennessee State
Sept. 1, 2001	Curtis Cooper	129	at Eastern Michigan
Sept. 15, 2001	Curtis Cooper	194	vs. Missouri State
Sept. 29, 2001	Curtis Cooper	146	at Tennessee State
Oct. 6, 2001	Curtis Cooper	216	vs. UT Martin
Nov. 11, 2001	Curtis Cooper	129	vs. Quincy
Aug. 29, 2002	Corey Kinsey	180	vs. Arkansas-Monticello
Sept. 7, 2002	Corey Kinsey	132	at Southern Illinois
Sept. 14, 2002	Keiki Misipeka	126	at Eastern Michigan
Sept. 21, 2002	Corey Kinsey	108	at Missouri State

PERFORMANCE LISTS

TENNESSEE STATE
OCTOBER 11

Sept. 28, 2002	Keiki Misipeka	144	at Middle Tennessee
Oct. 26, 2002	Keiki Misipeka	100	at Murray State
Oct. 26, 2002	Corey Kinsey	103	at Murray State
Nov. 9, 2002	Corey Kinsey	102	at Eastern Kentucky
Nov. 16, 2002	Corey Kinsey	101	vs. Samford
Sept. 20, 2003	David Taufoou	107	vs. UT Martin
Nov. 8, 2003	Jamel Oliver	186	vs. Tennessee State
Oct. 30, 2004	David Taufoou	127	vs. UT Martin
Oct. 22, 2005	Timmy Holloman	155	at Eastern Kentucky
Nov. 21, 2005	Timmy Holloman	181	vs. Murray State
Sept. 9, 2006	John Radney	116	vs. Missouri S&T
Sept. 9, 2006	Timmy Holloman	149	vs. Missouri S&T
Oct. 28, 2006	Timmy Holloman	212	at Murray State
Aug. 30, 2007	Victor Anderson	118	at Cincinnati
Sept. 8, 2007	Timmy Holloman	203	vs. Southwest Baptist
Sept. 15, 2007	Timmy Holloman	141	vs. Indiana State
Sept. 22, 2007	Timmy Holloman	170	at Samford
Sept. 29, 2007	Timmy Holloman	133	vs. Eastern Illinois
Oct. 25, 2007	Mike Jones	131	vs. Murray State
Nov. 17, 2007	Elton Peterson	120	vs. Jacksonville State
Sept. 27, 2008	Henry Harris	110	at Indiana State
Nov. 1, 2008	Timmy Holloman	107	vs. Eastern Kentucky
Sept. 26, 2009	Mike Jones	101	at UT Martin
Nov. 14, 2009	Mike Jones	113	vs. Murray State
Sept. 11, 2010	Henry Harris	113	at Murray State
Sept. 11, 2010	Matt Scheible	134	at Murray State
Sept. 18, 2010	Henry Harris	142	at Southern Illinois
Sept. 25, 2010	Henry Harris	196	vs. Tennessee Tech
Oct. 2, 2010	Henry Harris	179	at Eastern Illinois
Oct. 9, 2010	Matt Scheible	128	vs. Tennessee State
Oct. 9, 2010	Henry Harris	188	vs. Tennessee State
Oct. 16, 2010	Matt Scheible	116	at Austin Peay
Oct. 16, 2010	Henry Harris	152	at Austin Peay
Oct. 23, 2010	Henry Harris	109	vs. Eastern Kentucky
Nov. 6, 2010	Henry Harris	293	vs. Southwest Baptist
Nov. 13, 2010	Henry Harris	134	at Jacksonville State
Dec. 4, 2010	Henry Harris	108	at Eastern Washington
Sept. 24, 2011	Levi Terrell	154	at Tennessee Tech
Oct. 1, 2011	Levi Terrell	106	vs. Eastern Illinois
Oct. 1, 2011	Matt Scheible	161	vs. Eastern Illinois
Nov. 5, 2011	Matt Scheible	112	vs. Central Methodist
Nov. 12, 2011	Matt Scheible	209	vs. Jacksonville State
Sept. 8, 2012	Levi Terrell	128	vs. Mars Hill College
Sept. 22, 2012	Levi Terrell	171	vs. Tennessee Tech
Sept. 29, 2012	Levi Terrell	146	at Jacksonville State
Oct. 13, 2012	Scott Lathrop	145	vs. Tennessee State
Oct. 13, 2012	Levi Terrell	110	vs. Tennessee State
Oct. 20, 2012	Levi Terrell	144	vs. UT Martin
Oct. 27, 2012	Levi Terrell	137	at Austin Peay
Oct. 27, 2012	Scott Lathrop	179	at Austin Peay
Nov. 10, 2012	Scott Lathrop	102	at Eastern Illinois
Nov. 17, 2012	Scott Lathrop	119	at Murray State
Nov. 17, 2012	Levi Terrell	215	at Murray State
Oct. 5, 2013	Lewis Washington	101	at Tennessee State
Oct. 19, 2013	DeMichael Jackson	126	at Eastern Illinois
Nov. 2, 2013	DeMichael Jackson	112	vs. Urbana
Nov. 9, 2013	DeMichael Jackson	104	vs. Tennessee Tech
Nov. 16, 2013	DeMichael Jackson	140	at Austin Peay
Oct. 4, 2014	Lennies McFerren	115	vs. Tennessee State
Oct. 11, 2014	DeMichael Jackson	104	at Murray State
Oct. 25, 2014	Kyle Snyder	116	at Eastern Kentucky
Nov. 8, 2014	DeMichael Jackson	172	at Tennessee Tech
Nov. 15, 2014	DeMichael Jackson	122	vs. Austin Peay
Sept. 12, 2015	DeMichael Jackson	186	vs. Southern Illinois
Sept. 19, 2015	Tremane McCullough	114	at Indiana State
Sept. 26, 2015	Tremane McCullough	166	vs. Shorter
Oct. 3, 2015	Tremane McCullough	220	vs. Murray State
Oct. 31, 2015	Tremane McCullough	138	vs. Tennessee Tech
Nov. 7, 2015	Tremane McCullough	150	at Austin Peay
Nov. 21, 2015	Tremane McCullough	101	vs. UT Martin
Sept. 3, 2016	Will Young	114	at Memphis
Sept. 10, 2016	Will Young	100	at Southern Illinois
Oct. 22, 2016	Will Young	102	at Tennessee Tech
Oct. 29, 2016	Will Young	154	vs. Austin Peay
Sept. 9, 2017	Marquis Terry	111	at Dayton
Sept. 30, 2017	Marquis Terry	184	vs. Eastern Kentucky
Oct. 14, 2017	Cameron Sanders	102	vs. Tennessee Tech
Nov. 4, 2017	Marquis Terry	154	vs. UT Martin
Nov. 11, 2017	Marquis Terry	116	at Tennessee State
Sept. 8, 2018	Marquis Terry	202	vs. Dayton
Sept. 15, 2018	Marquis Terry	311	at Southern Illinois
Oct. 20, 2018	Marquis Terry	101	vs. Jacksonville State
Oct. 27, 2018	Marquis Terry	123	at UT Martin
Nov. 3, 2018	Marquis Terry	107	vs. Tennessee State
Nov. 10, 2018	Marquis Terry	120	at Murray State
Oct. 5, 2019	Zion Custis	117	vs. Tennessee Tech
Nov. 2, 2019	Geno Hess	156	at Tennessee State
Oct. 30, 2020	Geno Hess	128	at Southern Illinois
Oct. 30, 2020	Andrew Bunch	115	at Southern Illinois
Mar. 14, 2021	Geno Hess	115	vs. Austin Peay
Sept. 2, 2021	Geno Hess	104	vs. Southern Illinois
Sept. 25, 2021	Geno Hess	205	vs. Tennessee State
Oct. 9, 2021	Geno Hess	116	at Austin Peay
Oct. 16, 2021	Geno Hess	176	vs. Murray State
Oct. 23, 2021	Geno Hess	137	at UT Martin
Oct. 30, 2021	Geno Hess	107	vs. Eastern Illinois
Nov. 13, 2021	Geno Hess	111	at Murray State
Nov. 20, 2021	Shamenski Rucker	110	vs. UT Martin
Sept. 24, 2022	Geno Hess	123	vs. Central Arkansas
Oct. 1, 2022	Geno Hess	276	at Lindenwood
Oct. 22, 2022	Geno Hess	207	at Northwestern State
Nov. 5, 2022	Geno Hess	136	at Tennessee State
Nov. 12, 2022	Geno Hess	198	at Eastern Illinois
Nov. 19, 2022	Geno Hess	317	vs. Murray State

TENNESSEE STATE
OCTOBER 11

Nov. 26, 2022	Geno Hess	122	at Montana
Sept. 9, 2023	Geno Hess	115	vs. Lindenwood
Oct. 7, 2023	Geno Hess	122	at Central Arkansas
Oct. 14, 2023	Geno Hess	129	vs. Eastern Illinois
Oct. 28, 2023	Geno Hess	128	at Nicholls
Nov. 4, 2023	Geno Hess	150	vs. Robert Morris
Nov. 18, 2023	Geno Hess	179	at Bryant
Sept. 21, 2024	Payton Brown	124	at Southern Illinois
Sept. 28, 2024	Darrell Smith	127	vs. Northwestern State
Oct. 26, 2024	Cole Ruble	122	vs. Gardner-Webb
Nov. 16, 2024	Brandon Epton, Jr.	126	vs. Western Illinois

100-Yard Receiving Games (Since 1969)

Date	Player	Yards	Opponent
Oct. 4, 1969	Art Miller	211	at Evansville
Oct. 24, 1970	Art Miller	134	at Bradley
Nov. 11, 1972	David Newberry	106	at Missouri S&T
Nov. 18, 1972	David Newberry	116	vs. Central Missouri
Sept. 15, 1973	Ed Slaughter	125	vs. Missouri Southern
Sept. 29, 1973	Ed Slaughter	173	at Evansville
Oct. 13, 1973	Ed Slaughter	138	vs. Truman State
Nov. 9, 1974	Carl Gross	144	vs. Central Missouri
Oct. 25, 1975	Terry Slattery	104	vs. Missouri Western
Nov. 19, 1977	Michael Tindall	118	at Lincoln
Oct. 4, 1980	Doug Beard	152	vs. Missouri State
Nov. 8, 1980	Doug Beard	136	at Missouri S&T
Sept. 24, 1983	Marvin Johnson	111	at Delta State
Oct. 8, 1983	David Stewart	109	vs. Truman State
Sept. 8, 1984	David Jackson	112	vs. Central Arkansas
Sept. 15, 1984	Gregg Parker	105	at Murray State
Oct. 27, 1984	David Jackson	117	at Northwest Missouri
Nov. 10, 1984	David Jackson	165	vs. Lincoln
Oct. 26, 1985	David Jackson	181	vs. Northwest Missouri
Nov. 16, 1985	Ralph Jefferson	103	vs. Truman State
Nov. 16, 1985	Rick Aeilts	107	vs. Truman State
Sept. 19, 1987	Lorenzo Gathers	112	vs. UT Martin
Oct. 24, 1987	Lorenzo Gathers	131	at Southwest Baptist
Sept. 10, 1988	Lorenzo Gathers	130	vs. Murray State
Oct. 8, 1988	Rick Aeilts	102	at Truman State
Oct. 22, 1988	Lorenzo Gathers	162	vs. Missouri S&T
Nov. 12, 1988	Rick Aeilts	119	vs. Southwest Baptist
Sept. 16, 1989	Farron Harley	103	vs. Mississippi College
Sept. 30, 1989	Farron Harley	139	vs. Pittsburg State
Oct. 21, 1989	Darrell Philon	157	at Truman State
Nov. 4, 1989	Darrell Philon	108	at Central Missouri
Nov. 11, 1989	Farron Harley	178	vs. Lincoln
Sept. 29, 1990	Ches Salyer	119	at Pittsburg State
Oct. 13, 1990	Darrell Philon	142	at Washburn
Oct. 27, 1990	Ches Salyer	116	at Missouri Western
Nov. 3, 1990	Ches Salyer	139	vs. Central Missouri
Aug. 31, 1991	Darrell Philon	160	vs. Southern Illinois
• Sept. 28, 1991	Darrell Philon	109	at Austin Peay
Oct. 12, 1991	Aaron Layton	101	vs. Tennessee Tech
Oct. 19, 1991	Darrell Philon	119	vs. Tennessee State
Oct. 24, 1992	Aaron Layton	158	vs. Middle Tennessee
Nov. 7, 1992	Aaron Layton	144	at Morehead State
Nov. 14, 1992	Aaron Layton	153	vs. Illinois State
Nov. 21, 1992	Glenn Krupa	117	at Tennessee State
Oct. 7, 1995	Renaldo Lampkins	116	vs. Tennessee Tech
Nov. 15, 1997	Mitch Fryer	125	vs. Southern Illinois
Oct. 30, 1999	John Borne	118	at UT Martin
Nov. 13, 1999	John Borne	106	vs. Tennessee State
Sept. 9, 2000	Leslie Weaver	153	at Southern Illinois
Nov. 18, 2000	Leslie Weaver	126	at Tennessee State
Sept. 1, 2001	Willie Ponder	120	at Eastern Michigan
Sept. 8, 2001	Willie Ponder	121	at Southern Illinois
Sept. 8, 2001	Adrian Sanders	190	at Southern Illinois
Sept. 15, 2001	Willie Ponder	170	vs. Missouri State
Sept. 22, 2001	Willie Ponder	175	at Illinois State
Sept. 29, 2001	Willie Ponder	108	at Tennessee State
Oct. 20, 2001	Willie Ponder	110	vs. Murray State
Nov. 10, 2001	Adrian Sanders	103	vs. Quincy
Nov. 10, 2001	Willie Ponder	106	vs. Quincy
Aug. 29, 2002	Willie Ponder	103	vs. Arkansas-Monticello
Sept. 7, 2002	Willie Ponder	101	at Southern Illinois
Sept. 14, 2002	Chris NesSmith	114	at Eastern Michigan
Sept. 14, 2002	Willie Ponder	121	at Eastern Michigan
Sept. 21, 2002	Willie Ponder	137	at Missouri State
Oct. 5, 2002	Tarik Simpson	103	vs. Tennessee State
Oct. 5, 2002	Willie Ponder	121	vs. Tennessee State
Oct. 12, 2002	Willie Ponder	104	at UT Martin
Oct. 12, 2002	Tarik Simpson	118	at UT Martin
Oct. 19, 2002	Willie Ponder	153	vs. Eastern Illinois
Nov. 9, 2002	Willie Ponder	185	at Eastern Kentucky
Nov. 16, 2002	Tarik Simpson	115	vs. Samford
Nov. 16, 2002	Willie Ponder	195	vs. Samford
Sept. 20, 2003	Jamel Oliver	110	vs. Missouri State
Sept. 27, 2003	Anthony Gilliam	104	at Samford
Oct. 4, 2003	Ray Goodson	108	vs. Eastern Illinois
Oct. 18, 2003	Brandon Amick	111	at Eastern Kentucky
Nov. 22, 2003	Brandon Amick	156	vs. Jacksonville State
Sept. 11, 2004	Brian Matthews	115	at Bowling Green
Sept. 18, 2004	Ray Goodson	104	at Central Michigan
Oct. 2, 2004	T.J. Milcic	145	at Eastern Illinois
Sept. 29, 2005	Samora Goodson	127	at Samford
Nov. 5, 2005	T.J. Milcic	117	at UT Martin
Nov. 19, 2005	T.J. Milcic	114	at Tennessee Tech
Nov. 3, 2007	Miles Edwards	131	vs. Austin Peay
Aug. 28, 2008	Miles Edwards	204	vs. Southwest Baptist
Oct. 4, 2008	Walter Peoples	110	at Jacksonville State
Nov. 1, 2008	Walter Peoples	154	vs. Eastern Kentucky
Nov. 14, 2009	Chantae Ahamefule	150	vs. Murray State
• Sept. 11, 2010	Miles Edwards	100	at Murray State

PERFORMANCE LISTS

TENNESSEE STATE
OCTOBER 11

Sept. 24, 2011	D.J. Foster	115	at Tennessee Tech
Oct. 15, 2011	Spencer Davis	116	at Eastern Kentucky
Sept. 22, 2012	D.J. Foster	101	vs. Tennessee Tech
Sept. 21, 2013	Paul McRoberts	133	vs. Southern Illinois
Oct. 12, 2013	D.J. Foster	109	vs. Murray State
Nov. 2, 2013	Peter Lloyd	109	vs. Urbana
Sept. 6, 2014	Paul McRoberts	173	at Kansas
Sept. 27, 2014	Peter Lloyd	179	at UT Martin
Oct. 25, 2014	Peter Lloyd	104	at Eastern Kentucky
Nov. 15, 2014	Paul McRoberts	117	vs. Austin Peay
Nov. 15, 2014	Spencer Davis	102	vs. Austin Peay
Nov. 22, 2014	Paul McRoberts	135	vs. Jacksonville State
Sept. 19, 2015	Paul McRoberts	100	at Indiana State
Oct. 3, 2015	Paul McRoberts	169	vs. Murray State
Oct. 10, 2015	Paul McRoberts	132	at Eastern Illinois
Nov. 14, 2015	Tremane McCullough	104	at Jacksonville State
Nov. 21, 2015	Paul McRoberts	127	vs. UT Martin
Sept. 10, 2016	Adrian Davis	103	at Southern Illinois
Oct. 8, 2016	Tremane McCullough	103	at Eastern Kentucky
Oct. 22, 2016	Kristian Wilkerson	116	at Tennessee Tech
Nov. 12, 2016	Kristian Wilkerson	131	at UT Martin
Sept. 9, 2017	Trevon Billington	135	at Dayton
Sept. 23, 2017	Kristian Wilkerson	134	at Eastern Illinois
Oct. 14, 2017	Kristian Wilkerson	109	vs. Tennessee Tech
Sept. 8, 2018	Zack Smith	122	vs. Dayton
Oct. 6, 2018	Jerrick Orr	121	at Tennessee Tech
Oct. 6, 2018	Colby Cornett	115	at Tennessee Tech
Oct. 13, 2018	Jerrick Orr	163	vs Austin Peay
Oct. 27, 2018	Kristian Wilkerson	263	at UT Martin
Nov. 3, 2018	Kristian Wilkerson	129	vs. Tennessee State
Aug. 29, 2019	Kristian Wilkerson	146	vs. Southern Illinois
Oct. 5, 2019	Kristian Wilkerson	124	vs. Tennessee Tech
Oct. 12, 2019	Kristian Wilkerson	122	at Austin Peay
Oct. 19, 2019	Kristian Wilkerson	129	at Jacksonville State
Oct. 26, 2019	Aaron Alston	101	vs. UT Martin
Nov. 2, 2019	Kristian Wilkerson	111	at Tennessee State
Nov. 9, 2019	Kristian Wilkerson	254	Eastern Kentucky
Feb. 28, 2021	Johnny King	115	at Eastern Illinois
Mar. 28, 2021	Zack Smith	173	vs. Tennessee Tech
Sept. 10, 2022	Ryan Flournoy	145	at Southern Illinois
Sept. 10, 2022	Johnny King	125	at Southern Illinois
Oct. 1, 2022	Johnny King	126	at Lindenwood
Oct. 8, 2022	Ryan Flournoy	101	vs. Tennessee Tech
Oct. 29, 2022	Ryan Flournoy	256	vs. Eastern Kentucky
Nov. 26, 2022	Ryan Flournoy	161	at Montana
Sept. 9, 2023	Damoriea Vick	101	vs. Lindenwood
Sept. 23, 2023	Damoriea Vick	135	at Eastern Kentucky
Oct. 21, 2023	Ryan Flournoy	203	at Tennessee Tech
Nov. 11, 2023	Ryan Flournoy	112	at UT Martin
Aug. 31, 2024	Dorian Anderson	115	at New Mexico State
Sept. 7, 2024	Dorian Anderson	127	vs. UT Martin
Sept. 7, 2024	Cam Pedro	126	vs. UT Martin
Sept. 21, 2024	Dorian Anderson	111	at Southern Illinois
Sept. 21, 2024	Tristan Smith	109	at Southern Illinois
Oct. 5, 2024	Tristan Smith	124	at Eastern Illinois
Oct. 5, 2024	Dorian Anderson	109	at Eastern Illinois
Oct. 12, 2024	Cam Pedro	111	vs. Tennessee Tech
Nov. 16, 2024	Dorian Anderson	116	vs. Western Illinois
Nov. 30, 2024	Cam Pedro	149	vs. Illinois State
Nov. 30, 2024	Tristan Smith	139	vs. Illinois State
Nov. 30, 2024	Donnie Cheers	119	vs. Illinois State
Sept. 20, 2025	Kalvin Gilbert	125	vs. Southern Illinois
Sept. 20, 2025	Cam Pedro	105	vs. Southern Illinois

250-Yard Passing Games (Since 1973)

Date	Player	Yards	Opponent
Oct. 13, 1973	Lance Brune	301	vs. Truman State
Nov. 17, 1973	Lance Brune	271	at Central Missouri
Sept. 1, 1979	Joe Young	253	vs. Murray State
Oct. 4, 1980	Joe Young	323	vs. Missouri State
Oct. 16, 1982	Jim Prestwood	282	vs. Northern Iowa
Sept. 24, 1983	Jim Prestwood	287	at Delta State
Oct. 26, 1985	Jeff Brown	333	vs. Northwest Missouri
Nov. 16, 1985	Jeff Brown	372	vs. Truman State
Aug. 30, 1986	Jeff Brown	307	at Mississippi College
Sept. 27, 1986	Jeff Brown	296	vs. Delta State
Sept. 26, 1987	Jeff Brown	273	at Delta State
Oct. 24, 1987	Jeff Brown	304	at Southwest Baptist
Oct. 8, 1988	Jim Eustice	266	at Truman State
Nov. 12, 1988	Jim Eustice	277	vs. Southwest Baptist
Sept. 30, 1989	Jim Eustice	273	vs. Pittsburg State
Oct. 21, 1989	Jim Eustice	339	at Truman State
Oct. 28, 1989	Jim Eustice	275	vs. Missouri Western
Nov. 11, 1989	Jim Eustice	268	vs. Lincoln
Sept. 1, 1990	Jason Liley	266	vs. Southwest Baptist
Sept. 22, 1990	Jason Liley	316	vs. Northwest Missouri
Sept. 29, 1990	Jason Liley	349	at Pittsburg State
Oct. 13, 1990	Jason Liley	307	at Washburn
Oct. 27, 1990	Jason Liley	359	at Missouri Western
Nov. 3, 1990	Jason Liley	261	vs. Central Missouri
Aug. 31, 1991	Jason Liley	256	vs. Southern Illinois
Sept. 28, 1991	Jason Liley	275	at Austin Peay
Oct. 12, 1991	Eric Cohoon	283	vs. Tennessee Tech
Oct. 19, 1991	Eric Cohoon	250	vs. Tennessee State
Sept. 12, 1992	Jason Liley	270	at Southern Illinois
Sept. 26, 1992	Jason Liley	256	vs. Austin Peay
Oct. 24, 1992	Jason Liley	288	vs. Middle Tennessee
Nov. 14, 1992	Jason Liley	317	vs. Illinois State
Oct. 7, 1995	Shane Kennedy	314	vs. Tennessee Tech
Oct. 30, 1999	Rashad West	260	at UT Martin
Sept. 8, 2001	Jeromy McDowell	391	at Southern Illinois
Sept. 15, 2001	Jeromy McDowell	322	vs. Missouri State
Oct. 20, 2001	Jeromy McDowell	303	vs. Murray State

TENNESSEE STATE
OCTOBER 11

Sept. 14, 2002	Jack Tomco	298	at Eastern Michigan
Sept. 21, 2002	Jack Tomco	297	at Missouri State
Oct. 5, 2002	Jack Tomco	300	vs. Tennessee State
Oct. 12, 2002	Jack Tomco	429	at UT Martin
Oct. 19, 2002	Jack Tomco	260	vs. Eastern Illinois
Nov. 9, 2002	Jack Tomco	283	at Eastern Kentucky
Nov. 16, 2002	Jack Tomco	358	vs. Samford
Sept. 27, 2003	Jack Tomco	291	at Samford
Oct. 18, 2003	Jack Tomco	352	at Eastern Kentucky
Nov. 15, 2003	Jack Tomco	353	at Tennessee Tech
Nov. 22, 2003	Andrew Goodenough	407	vs. Jacksonville State
Sept. 11, 2004	Andrew Goodenough	269	at Bowling Green
Sept. 18, 2004	Andrew Goodenough	304	at Central Michigan
Sept. 25, 2004	Andrew Goodenough	327	vs. Samford
Oct. 2, 2004	Andrew Goodenough	321	at Eastern Illinois
Oct. 16, 2004	Andrew Goodenough	339	vs. Eastern Kentucky
Oct. 23, 2004	Andrew Goodenough	263	at Murray State
Nov. 6, 2004	Andrew Goodenough	292	at Tennessee State
Nov. 13, 2004	Andrew Goodenough	250	vs. Tennessee Tech
Sept. 10, 2005	Mike Haley	275	at Kent State
Nov. 19, 2005	Mike Haley	285	at Tennessee Tech
Oct. 27, 2007	Houston Lillard	252	at UT Martin
Nov. 3, 2007	Houston Lillard	265	vs. Austin Peay
Aug. 28, 2008	Houston Lillard	387	vs. Southwest Baptist
Sept. 20, 2008	Houston Lillard	331	vs. Missouri State
Sept. 6, 2014	Kyle Snyder	269	at Kansas
Sept. 27, 2014	Kyle Snyder	269	at UT Martin
Nov. 15, 2014	Kyle Snyder	334	vs. Austin Peay
Sept. 24, 2016	Jesse Hosket	257	at Murray State
Oct. 8, 2016	Jesse Hosket	291	at Eastern Kentucky
Sept. 9, 2017	Jesse Hosket	251	at Dayton
Oct. 21, 2017	Jesse Hosket	348	at Austin Peay
Sept. 8, 2018	Daniel Santacaterina	269	vs. Dayton
Oct. 6, 2018	Daniel Santacaterina	395	at Tennessee Tech
Oct. 13, 2018	Daniel Santacaterina	344	vs. Austin Peay
Oct. 27, 2018	Daniel Santacaterina	386	at UT Martin
Nov. 3, 2018	Daniel Santacaterina	306	vs. Tennessee State
Sept. 21, 2019	Daniel Santacaterina	279	vs. West Virginia State
Nov. 2, 2019	Daniel Santacaterina	291	at Tennessee State
Nov. 9, 2019	Daniel Santacaterina	295	vs. Eastern Kentucky
Feb. 28, 2021	Andrew Bunch	302	at Eastern Illinois
Mar. 28, 2021	Andrew Bunch	259	vs. Tennessee Tech
Sept. 10, 2022	Paxton DeLaurent	332	at Southern Illinois
Sept. 17, 2022	Paxton DeLaurent	309	vs. Nicholls
Sept. 24, 2022	Paxton DeLaurent	252	vs. Central Arkansas
Oct. 1, 2022	Paxton DeLaurent	312	at Lindenwood
Oct. 8, 2022	Paxton DeLaurent	266	vs. Tennessee Tech
Oct. 29, 2022	Paxton DeLaurent	375	vs. Eastern Kentucky
Nov. 26, 2022	Paxton DeLaurent	277	at Montana
Sept. 9, 2023	Paxton DeLaurent	267	vs. Lindenwood
Sept. 16, 2023	Paxton DeLaurent	251	vs. Southern Illinois
Sept. 23, 2023	Paxton DeLaurent	358	at Eastern Kentucky
Oct. 7, 2023	Paxton DeLaurent	262	at Central Arkansas
Oct. 14, 2023	Paxton DeLaurent	257	vs. Eastern Illinois
Aug. 31, 2024	Paxton DeLaurent	295	at New Mexico State
Sept. 7, 2024	Paxton DeLaurent	376	vs. UT Martin
Sept. 21, 2024	Paxton DeLaurent	301	at Southern Illinois
Oct. 5, 2024	Paxton DeLaurent	364	at Eastern Illinois
Oct. 12, 2024	Paxton DeLaurent	418	vs. Tennessee Tech
Oct. 19, 2024	Paxton DeLaurent	335	at Charleston Southern
Oct. 26, 2024	Paxton DeLaurent	312	vs. Gardner-Webb
Nov. 16, 2024	Paxton DeLaurent	375	vs. Western Illinois
Nov. 30, 2024	Paxton DeLaurent	567	vs. Illinois State
Aug. 30, 2025	Jax Leatherwood	272	at Arkansas State
Sept. 20, 2025	Jax Leatherwood	422	vs. Southern Illinois

Top 20 Single-Game Rushing Yards

Date	Player	Yards	Opponent
Nov. 19, 2022	Geno Hess	317	vs. Murray State
Sept. 15, 2018	Marquis Terry	311	at Southern Illinois
Nov. 6, 2010	Henry Harris	293	vs. Southwest Baptist
Oct. 1, 2022	Geno Hess	276	at Lindenwood
Nov. 8, 1969	Al Holmes	254	vs. Truman State
Sept. 23, 1989	Brian Lattimore	241	at Northwest Missouri
Sept. 3, 1992	Kelvin Anderson	222	vs. Murray State
Oct. 3, 2015	Tremane McCullough	220	vs. Murray State
Oct. 6, 2001	Curtis Cooper	216	vs. UT Martin
Oct. 28, 2006	Timmy Holloman	212	at Murray State
Nov. 12, 2011	Matt Scheible	209	vs. Jacksonville State
Oct. 22, 2022	Geno Hess	207	at Northwestern State
Oct. 31, 2002	Kelvin Anderson	207	vs. UT Martin
Sept. 25, 2021	Geno Hess	205	vs. Tennessee State
Sept. 8, 2007	Timmy Holloman	203	vs. Southwest Baptist
Sept. 8, 2018	Marquis Terry	202	vs. Dayton
Nov. 12, 2022	Geno Hess	198	at Eastern Illinois
Sept. 25, 2010	Henry Harris	196	vs. Tennessee Tech
Oct. 30, 1993	Kelvin Anderson	196	at Austin Peay
Sept. 15, 2001	Curtis Cooper	194	vs. Missouri State

Top 20 Single-Game Receiving Yards

Date	Player	Yards	Opponent
Oct. 27, 2018	Kristian Wilkerson	263	at UT Martin
Oct. 29, 2022	Ryan Flournoy	256	vs. Eastern Kentucky
Nov. 9, 2019	Kristian Wilkerson	254	vs. Eastern Kentucky
Oct. 4, 1969	Art Miller	211	at Evansville
Aug. 28, 2008	Miles Edwards	204	vs. Southwest Baptist
Oct. 21, 2023	Ryan Flournoy	203	at Tennessee Tech
Nov. 16, 2002	Willie Ponder	195	vs. Samford
Sept. 8, 2001	Adrian Sanders	190	at Southern Illinois
Nov. 9, 2002	Willie Ponder	185	at Eastern Kentucky
Oct. 26, 1985	David Jackson	181	vs. Northwest Missouri
Sept. 27, 2014	Peter Lloyd	179	at UT Martin
Nov. 11, 1989	Farron Harley	178	vs. Lincoln

PERFORMANCE LISTS

Sept. 22, 2001	Willie Ponder	175	at Illinois State
Mar. 28, 2021	Zack Smith	173	vs. Tennessee Tech
Sept. 6, 2014	Paul McRoberts	173	at Kansas
Sept. 29, 1973	Ed Slaughter	173	at Evansville
Sept. 15, 2001	Willie Ponder	170	vs. Missouri State
Oct. 3, 2015	Paul McRoberts	169	vs. Murray State
Nov. 10, 1984	David Jackson	165	vs. Lincoln
Oct. 13, 2018	Jerrick Orr	163	vs. Austin Peay

Top 20 Single-Game Passing Yards

Date	Player	Yards	Opponent
Nov. 30, 2024	Paxton DeLaurent	567	vs. Illinois State
Oct. 12, 2002	Jack Tomco	429	at UT Martin
Sept. 20, 2025	Jax Leatherwood	422	vs. Southern Illinois
Oct. 12, 2024	Paxton DeLaurent	418	vs. Tennessee Tech
Nov. 22, 2003	Andrew Goodenough	407	vs. Jacksonville State
Oct. 6, 2018	Daniel Santacaterina	395	at Tennessee Tech
Sept. 8, 2001	Jeromy McDowell	391	at Southern Illinois
Aug. 28, 2008	Houston Lillard	387	vs. Southwest Baptist
Oct. 27, 2018	Daniel Santacaterina	386	at UT Martin
Sept. 7, 2024	Paxton DeLaurent	376	vs. UT Martin
Nov. 16, 2024	Paxton DeLaurent	375	vs. Western Illinois
Oct. 29, 2022	Paxton DeLaurent	375	vs. Eastern Kentucky
Nov. 16, 1985	Jeff Brown	372	vs. Truman State
Oct. 5, 2024	Paxton DeLaurent	364	at Eastern Illinois
Oct. 27, 1990	Jason Liley	359	at Missouri Western
Sept. 23, 2023	Paxton DeLaurent	358	at Eastern Kentucky
Nov. 16, 2002	Jack Tomco	358	vs. Samford
Nov. 15, 2003	Jack Tomco	353	at Tennessee Tech
Oct. 18, 2003	Jack Tomco	352	at Eastern Kentucky
Sept. 29, 1990	Jason Liley	349	at Pittsburg State

Longest Rushing Plays

Date	Player	Yards	Opponent
Oct. 5, 2013	Lewis Washington	99 (TD)	at Tennessee State
Sept. 3, 1992	Kelvin Anderson	96 (TD)	vs. Murray State
Sept. 8, 2018	Marquis Terry	95 (TD)	vs. Dayton
Oct. 1, 2022	Geno Hess	84 (TD)	at Lindenwood
Nov. 8, 2003	Jamel Oliver	82 (TD)	vs. Tennessee State
Oct. 31, 2015	Tremane McCullough	81 (TD)	vs. Tennessee Tech
Sept. 19, 2015	Tay Bender	80 (TD)	at Indiana State
Oct. 25, 2003	Chaun Tate	80 (TD)	vs. Murray State
Sept. 28, 2002	Keiki Misipeka	78 (TD)	at Middle Tennessee
Sept. 30, 2017	Cameron Sanders	77 (TD)	vs. Eastern Kentucky
Oct. 28, 2006	Timmy Holloman	76 (TD)	at Murray State
Sept. 18, 2021	Q'Nairies Anderson	75 (TD)	at Missouri
Nov. 6, 1999	Broderick Benson	75 (TD)	vs. Eastern Illinois
Sept. 15, 2018	Marquis Terry	74 (TD)	at Southern Illinois
Nov. 19, 2022	Geno Hess	73 (TD)	vs. Murray State
Nov. 2, 2019	Geno Hess	73 (TD)	at Tennessee State
Oct. 1, 2011	Matt Scheible	71 (TD)	vs. Eastern Illinois

Longest Receptions

Date	Player	Yards	Opponent
Oct. 8, 1983	David Stewart	94 (TD)	vs. Truman State
Nov. 10, 2001	Adrian Sanders	93	vs. Quincy
Oct. 21, 2023	Ryan Flournoy	89 (TD)	at Tennessee Tech
Oct. 15, 2011	Spencer Davis	82	at Eastern Kentucky
Oct. 19, 2019	Kristian Wilkerson	80 (TD)	at Jacksonville State
Aug. 28, 2008	Miles Edwards	80 (TD)	vs. Southwest Baptist
Nov. 5, 2005	T.J. Milcic	80 (TD)	at UT Martin
Sept. 22, 2001	Willie Ponder	80 (TD)	at Illinois State
Oct. 12, 2013	D.J. Foster	78 (TD)	vs. Murray State
Nov. 22, 2003	Brandon Amick	76	vs. Jacksonville State
Nov. 11, 2023	Ryan Flournoy	75 (TD)	at UT Martin
Sept. 21, 2013	Paul McRoberts	75 (TD)	vs. Southern Illinois
Nov. 14, 2009	Chantae Ahamefule	75 (TD)	vs. Murray State
Apr. 3, 2021	Rashaan Palmer	74 (TD)	at UT Martin
Sept. 8, 2018	Zack Smith	73 (TD)	vs. Dayton
Oct. 30, 2004	Antonio Scaife	73	vs. UT Martin
Oct. 24, 1998	Corey Williams	73 (TD)	at Missouri State

Longest Kickoff Returns

Date	Player	Yards	Opponent
Nov. 14, 2015	Cameron Sanders	99 (TD)	at Jacksonville State
Sept. 24, 2022	Dalyn McDonald	97 (TD)	vs. Central Arkansas
Nov. 17, 2018	Zion Custis	97 (TD)	vs. Eastern Illinois
Oct. 12, 1985	David Jackson	97 (TD)	vs. Abilene Christian
Nov. 3, 1979	Keith Hubbard	96 (TD)	vs. Truman State
Sept. 23, 2017	Cameron Sanders	93 (TD)	at Eastern Illinois
Oct. 29, 2016	Cameron Sanders	93 (TD)	vs. Austin Peay
Oct. 19, 2013	Spencer Davis	93 (TD)	at Eastern Illinois
Nov. 6, 2004	Romae Rucker	85 (TD)	at Tennessee State
Oct. 30, 2021	Shabari Davis	86 (TD)	vs. Eastern Illinois
Sept. 27, 2008	Jacob McKinley	85	at Indiana State
Sept. 3, 2009	Jacob McKinley	80	vs. Quincy
Sept. 23, 2000	Curtis Cooper	79	vs. Western Kentucky
Oct. 16, 2010	Henry Harris	71	at Austin Peay

Longest Punt Returns

Date	Player	Yards	Opponent
1962	Lyman Brown	86 (TD)	vs. Northwest Missouri
Sept. 22, 2001	Curtis Cooper	70 (TD)	at Illinois State
Oct. 31, 2015	Paul McRoberts	69 (TD)	vs. Tennessee Tech
Sept. 9, 2000	Curtis Cooper	66 (TD)	at Southern Illinois
Oct. 28, 2023	Dalyn McDonald	65 (TD)	at Nicholls
Aug. 28, 2014	Spencer Davis	61	vs. Missouri Baptist
Nov. 1, 2003	Antonio Scaife	58	at UT Martin

TENNESSEE STATE
OCTOBER 11

Sept. 7, 2019	Zack Smith	52	at Montana State
Nov. 16, 2019	Shabari Davis	46 (TD)	at Eastern Illinois
Sept. 6, 2003	Antonio Scaife	45	vs. Southern Illinois
Oct. 5, 2002	Chris NesSmith	44 (TD)	vs. Tennessee State

Longest Interception Returns

Date	Player	Yards	Opponent
Sept. 22, 2012	Branden Spann	100 (TD)	vs. Tennessee Tech
Sept. 8, 2007	Eddie Calvin	100 (TD)	vs. Southwest Baptist
Nov. 10, 2018	Justin Swift	76 (TD)	at Murray State
Oct. 12, 2024	Slade Dollar	74	vs. Tennessee Tech
Sept. 9, 2023	Henry Pickens III	72 (TD)	vs. Lindenwood
Oct. 10, 2009	Bryan Blanfort	69 (TD)	vs. Austin Peay
Oct. 16, 2010	Tylor Brock	67	at Austin Peay
Sept. 17, 2005	Kellin White	64 (TD)	at Missouri State
Sept. 8, 2012	Tylor Brock	64	vs. Mars Hill College
Oct. 25, 2014	DeMichael Jackson, Travis Sanders, David Coley	63	at Eastern Kentucky
Sept. 9, 2006	Todshon Jones	63	vs. Missouri S&T
Aug. 28, 2008	Eddie Calvin	62	vs. Southwest Baptist
Nov. 23, 2019	Zach Hall	61 (TD)	vs. Murray State
Oct. 30, 2004	Kellin White	61 (TD)	vs. UT Martin

Longest Fumble Returns

Date	Player	Yards	Opponent
Oct. 27, 2012	Branden Spann	98 (TD)	at Austin Peay
Sept. 16, 2000	Rodney Woodall	80 (TD)	vs. Illinois State
Aug. 31, 1995	Greg Klund	80 (TD)	vs. Southern Illinois
Oct. 5, 2013	Cantrell Andrews	68 (TD)	at Tennessee State
Nov. 10, 2018	Justin Swift	60 (TD)	at Murray State
Dec. 4, 2010	Taylor West	59	at Eastern Washington
Nov. 4, 2023	Bryce Norman	46 (TD)	vs. Robert Morris
Nov. 10, 2007	Victor Anderson	45 (TD)	at Missouri State
Sept. 27, 2003	Brandon Bohnert	45	at Samford
Nov. 10, 2007	Nick Stauffer	44	at Missouri State
Sept. 7, 2013	Cantrell Andrews	43	at Ole Miss
Sept. 12, 1998	Jeremy Atwell	39 (TD)	vs. Indiana State
Dec. 1, 2018	Demarcus Rogers	33 (TD)	at Weber State
Aug. 29, 2002	Nate Johnston	33	vs. Arkansas-Monticello
Sept. 17, 2011	Ben Kargbo	24	at Purdue
Nov. 12, 2005	Justin Komondoreas	23	vs. Tennessee State

Longest Punts

Date	Player	Yards	Opponent
Oct. 4, 2003	David Simonhoff	83	vs. Eastern Illinois
Oct. 30, 2004	David Simonhoff	82	vs. UT Martin
Sept. 29, 2005	David Simonhoff	80	at Samford
Oct. 14, 2017	Jake Reynolds	78	vs. Tennessee Tech
Oct. 30, 2021	Zach Haynes	76	vs. Eastern Illinois
Oct. 14, 2006	David Simonhoff	75	at Arkansas
Oct. 23, 2004	David Simonhoff	74	at Murray State
Nov. 10, 2007	Doug Spada	73	at Missouri State
Sept. 25, 2004	David Simonhoff	73	vs. Samford
Nov. 12, 2011	Joe Vucic	72	vs. Jacksonville State
Oct. 20, 2018	Jake Reynolds	71	vs. Jacksonville State
Sept. 9, 2006	David Simonhoff	71	vs. Missouri S&T
Oct. 30, 2004	David Simonhoff	71	vs. UT Martin
Oct. 2, 2004	David Simonhoff	71	at Eastern Illinois

Longest Field Goals

Date	Player	Yards	Opponent
1975	Mike Wood	61	vs. Lincoln
Sept. 7, 2019	Kendrick Tiller	55	at Montana State
Oct. 4, 2014	Ryan McCrum	55	vs. Tennessee State
Oct. 22, 2022	DC Pippin	54	at Northwestern State
Sept. 20, 2014	Ryan McCrum	54	vs. Southeastern La.
Aug. 31, 2024	DC Pippin	53	at New Mexico State
Sept. 2, 2010	Drew Geldbach	53	at Ball State
Sept. 26, 2009	Doug Spada	53	at UT Martin
Oct. 11, 2014	Ryan McCrum	52	at Murray State
Oct. 22, 2016	Ryan McCrum	51	at Tennessee Tech
Oct. 18, 2014	Ryan McCrum	51	vs. Eastern Illinois
Nov. 6, 2004	Derek Kutz	51	at Tennessee State
Sept. 10, 2022	DC Pippin	50	at Southern Illinois
Oct. 8, 2016	Ryan McCrum	50	at Eastern Kentucky
Oct. 31, 2015	Ryan McCrum	50	vs. Tennessee Tech
Oct. 29, 2011	Drew Geldbach	50	at UT Martin
Oct. 20, 2007	Doug Spada	50	vs. Murray State

TENNESSEE STATE
OCTOBER 11

Tackles

Date	Player	Tackles	Opponent
Oct. 16, 1982	Wayne James	27	vs. Northern Iowa
Oct. 24, 1987	Ken Miller	23	at Southwest Baptist
Sept. 1, 2018	Zach Hall	22	at Arkansas State
Sept. 12, 1992	Joe Divis	22	at Southern Illinois
Oct. 25, 2008	Nick Stauffer	21	vs. Tennessee State
Nov. 8, 2008	Nick Stauffer	20	at Murray State
Sept. 29, 2007	Adam Casper	20	vs. Eastern Illinois
Oct. 7, 2006	Adam Casper	20	at Eastern Illinois
Oct. 28, 2000	Ricky Farmer	20	vs. UT Martin
Sept. 16, 2000	Isaac Powell	20	vs. Illinois State
Sept. 9, 2000	Joe Williams	20	at Southern Illinois

Passing Attempts

Date	Player	Att.	Opponent
Nov. 30, 2024	Paxton DeLaurent	85	vs. Illinois State
Sept. 7, 2024	Paxton DeLaurent	63	vs. UT Martin
Sept. 10, 2005	Mike Haley	61	at Kent State
Oct. 26, 2024	Paxton DeLaurent	58	vs. Gardner-Webb
Oct. 16, 2004	Andrew Goodenough	57	vs. Eastern Kentucky
Oct. 19, 2024	Paxton DeLaurent	55	at Charleston Southern
Nov. 6, 2004	Andrew Goodenough	54	at Tennessee State
Sept. 18, 2004	Andrew Goodenough	50	at Central Michigan
Nov. 26, 2022	Paxton DeLaurent	49	at Montana
Oct. 2, 2004	Andrew Goodenough	49	at Eastern Illinois
Nov. 13, 2004	Andrew Goodenough	48	vs. Tennessee Tech
Sept. 20, 2025	Jax Leatherwood	47	vs. Southern Illinois
Nov. 19, 2005	Mike Haley	47	at Tennessee Tech
Nov. 11, 2000	Rashad West	47	at Missouri State
Nov. 23, 2024	Paxton DeLaurent	46	at Tennessee State
Oct. 12, 2024	Paxton DeLaurent	46	vs. Tennessee Tech
Oct. 7, 2023	Paxton DeLaurent	46	at Central Arkansas
Sept. 16, 2023	Paxton DeLaurent	46	vs. Southern Illinois
Oct. 29, 2022	Paxton DeLaurent	46	vs. Eastern Kentucky

Rushing Attempts

Date	Player	Att.	Opponent
Oct. 30, 1993	Kelvin Anderson	40	at Austin Peay
Mar. 14, 2021	Geno Hess	37	vs. Austin Peay
Nov. 6, 2010	Henry Harris	35	vs. Southwest Baptist
Oct. 16, 2010	Henry Harris	35	at Austin Peay
Nov. 17, 2007	Elton Peterson	33	vs. Jacksonville State
Sept. 15, 2007	Timmy Holloman	33	vs. Indiana State
Sept. 25, 2010	Henry Harris	32	vs. Tennessee Tech
Sept. 28, 2024	Darrell Smith	31	vs. Northwestern State
Sept. 30, 2017	Marquis Terry	31	vs. Eastern Kentucky
Oct. 29, 2005	Timmy Holloman	31	vs. Murray State
Oct. 22, 2005	Timmy Holloman	31	at Eastern Kentucky
Oct. 6, 2001	Curtis Cooper	31	vs. UT Martin

Longest Return on Blocked Field Goal

Date	Player	Yards	Opponent
Oct. 20, 2018	Bydarrius Knighten	85 (TD)	vs. Jacksonville State

TENNESSEE STATE
OCTOBER 11

HONORS & AWARDS

FCS Football Central Preseason All-American
McCoy Casey, OLB

Phil Steele Preseason All-American
McCoy Casey, OLB

OVC-Big South Players to Watch
Payton Brown, RB
Nasim Cairo, DL
McCoy Casey, OLB
Judd Cunningham, LS
Brandon Epton, Jr., RB
Justus Johnson, CB
Cam Pedro, WR
Rashad Turner, OL

Game-by-Game Captains
at Arkansas State (Aug. 30)
Nasim Cairo, Brandon Epton, Jr.
vs. North Alabama (Sept. 6)
McCoy Casey, Cam Pedro
at North Dakota State (Sept. 13)
Nasim Cairo, Cam Pedro
vs. Southern Illinois (Sept. 20)
Nasim Cairo, Brandon Epton, Jr., Judd Cunningham
at UT Martin (Sept. 27)
Cam Pedro, Steven Lewis, Adrian Patterson, Jax Leatherwood

OVC-Big South Offensive Player of the Week
Jax Leatherwood, QB (Sept. 8)

OVC-Big South Specialist of the Week
Justin Keller, K (Sept. 8)

GAME SUMMARIES

TENNESSEE STATE
OCTOBER 11

Game 1
Arkansas State 42, Southeast Missouri 24

August 30, 2025 • Jonesboro, Ark.
Centennial Bank Stadium

Score by Quarters	1	2	3	4	Score
Southeast Missouri	7	3	0	14	24
Arkansas State	7	21	7	7	42

Scoring Summary

1st	**13:05**	**ASU**	**Cross 7 yd rush (Van Andel kick)** 7-75, 1:55, ASU 7 - SEMO 0
1st	**9:18**	**SEMO**	**Epton, Jr. 8 yd rush (Keller kick)** 10-75, 3:47, SEMO 7 - ASU 7
2nd	**14:03**	**SEMO**	**Keller 40 yd field goal** 19-68, 8:10, SEMO 10 - ASU 7
2nd	**10:13**	**ASU**	**Cross 4 yd pass from Raynor (Van Andel kick)** 8-65, 3:50, ASU 14 - SEMO 10
2nd	**9:05**	**ASU**	**Spencer 43 yd rush (Van Andel kick)** 2-43, 0:14, ASU 21 - SEMO 10
2nd	**0:35**	**ASU**	**Clay 2 yd rush (Van Andel kick)** 10-72, 3:13, ASU 28 - SEMO 10
3rd	**12:28**	**ASU**	**Rucker 9 yd pass from Raynor (Van Andel kick)** 3-64, 1:17, ASU 35 - SEMO 10
4th	**8:56**	**ASU**	**Bonelli 10 yd pass from Raynor (Van Andel kick)** 9-68, 5:20, ASU 42 - SEMO 10
4th	**7:51**	**SEMO**	**Cheers 60 yd pass from Leatherwood (Keller kick)** 4-75, 1:05, ASU 42 - SEMO 17
4th	**1:23**	**SEMO**	**Pedro 31 yd pass from Leatherwood (Keller kick)** 7-82, 2:20, ASU 42 - SEMO 24

Team Statistics	SEMO	ASU
First Downs	**20**	**25**
Third Down Efficiency	6-14	5-11
Fourth Down Efficiency	2-3	1-2
Total Yards	**364**	**492**
Passing	**272**	**345**
Completed-Attempts	26-36	26-32
Yards Per Pass	7.6	10.8
Interceptions Thrown	0	0
Rushing	**92**	**147**
Rushing Attempts	33	36
Yards Per Rush	2.8	4.1
Penalties	**8-71**	**7-70**
Turnovers	**1**	**1**
Fumbles-Lost	1-1	3-1
Interceptions Thrown	0	0
Time of Possession	**29:08**	**30:52**

Rushing Leaders (Att.-Yds.-TD):
SEMO - Brandon Epton, Jr. (14-61-1)
ASU - Devin Spencer (3-42-1)

Passing Leaders (C-A-I-TD-Yds.):
SEMO - Jax Leatherwood (26-36-0-2-272)
ASU - Jaylen Raynor (26-32-3-345)

Receiving Leaders (No.-Yds.-TD):
SEMO - Donnie Cheers (4-96-1)
ASU - Chauncy Cobb (5-85-0)

Leading Tacklers:
SEMO - Landon Sylvie (12)
ASU - Nigel Nelson (10)

Game 2
Southeast Missouri 30, North Alabama 21

September 6, 2025 • Cape Girardeau, Mo.
Houck Field

Score by Quarters	1	2	3	4	Score
North Alabama	7	0	0	14	21
Southeast Missouri	0	13	10	7	30

Scoring Summary

1st	**0:43**	**UNA**	**Patu 1 yd rush (Vachon kick)** 7-62, 3:05, UNA 7 - SEMO 0
2nd	**6:17**	**SEMO**	**Keller 29 yd field goal** 7-47, 2:37, UNA 7 - SEMO 3
2nd	**2:12**	**SEMO**	**Leatherwood 3 yd rush (Keller kick)** 8-78, 3:10, SEMO 10 - UNA 7
2nd	**0:00**	**SEMO**	**Keller 27 yd field goal** 10-44, 1:24, SEMO 13 - UNA 7
3rd	**13:02**	**SEMO**	**Keller 48 yd field goal** 6-23, 1:51, SEMO 16 - UNA 7
3rd	**4:15**	**SEMO**	**Pedro 55 yd pass from Leatherwood (Keller kick)** 3-59, 0:58, SEMO 23 - UNA 7
4th	**5:33**	**SEMO**	**Civey 8 yd pass from Leatherwood (Keller kick)** 7-51, 2:41, SEMO 30 - UNA 7
4th	**3:20**	**UNA**	**Fields 23 yd pass from Wade (Gregg pass from Wade failed)** 7-75, 2:13, SEMO 30 - UNA 14
4th	**1:13**	**UNA**	**Pegues 7 yd pass from Wade (Wade rush)** 6-47, 1:13, SEMO 30 - UNA 21

Team Statistics	UNA	SEMO
First Downs	**26**	**22**
Third Down Efficiency	4-14	8-17
Fourth Down Efficiency	1-4	0-0
Total Yards	**440**	**381**
Passing	**160**	**225**
Completed-Attempts	13-36	21-33
Yards Per Pass	4.4	6.8
Interceptions Thrown	1	0
Rushing	**280**	**156**
Rushing Attempts	42	39
Yards Per Rush	6.7	4.0
Penalties	**6-70**	**6-65**
Turnovers	**1**	**2**
Fumbles-Lost	0-0	2-2
Interceptions Thrown	1	0
Time of Possession	**29:30**	**30:30**

Rushing Leaders (Att.-Yds.-TD):
UNA - Jalyn Daniels (4-70-0)
SEMO - Payton Brown (16-81-0)

Passing Leaders (C-A-I-TD-Yds.):
UNA - Destin Wade (8-18-0-2-103)
SEMO - Jax Leatherwood (21-33-0-2-225)

Receiving Leaders (No.-Yds.-TD):
UNA - Justin Pegues (4-35-1)
SEMO - Cam Pedro (4-82-1)

Leading Tacklers:
UNA - Seth Hampton (7); Jyheam Ingram (7)
SEMO - Landon Sylvie (8)

TENNESSEE STATE
OCTOBER 11

GAME SUMMARIES

Game 3
#1 North Dakota State 41, Southeast Missouri 14

September 13, 2025 • Fargo, N.D.
Fargodome

Score by Quarters	1	2	3	4	Score
Southeast Missouri	7	7	0	0	14
#1 North Dakota State	14	17	3	7	41

Scoring Summary

1st	**12:15**	**NDSU**	**Nelson 15 yd pass from Payton (Ozick kick)** 5-75, 2:45, NDSU 7 - SEMO 0
1st	**10:37**	**SEMO**	**Gilbert 65 yd pass from Leatherwood (Keller kick)** 5-75, 1:38, SEMO 7 - NDSU 7
1st	**7:06**	**NDSU**	**Lance 75 yd pass from Payton (Ozick kick)** 2-79, 0:46, NDSU 14 - SEMO 7
2nd	**14:23**	**NDSU**	**Ozick 43 yd field goal** 5-41, 2:40, NDSU 17 - SEMO 7
2nd	**10:37**	**NDSU**	**Collins 28 yd pass from Payton (Ozick kick)** 4-86, 2:09, NDSU 24 - SEMO 7
2nd	**4:38**	**SEMO**	**Brown 1 yd rush (Keller kick)** 13-81, 5:55, NDSU 24 - SEMO 14
2nd	**0:25**	**NDSU**	**Nelson 5 yd pass form Payton (Ozick kick)** 11-75, 4:13, NDSU 31 - SEMO 14
3rd	**11:19**	**NDSU**	**Ozick 43 yd field goal** 6-41, 2:08, NDSU 34 - SEMO 14
4th	**12:08**	**NDSU**	**Payton 1 yd rush (Ozick kick)** 7-93, 3:39, NDSU 41 - SEMO 14

Team Statistics	SEMO	NDSU
First Downs	**12**	**22**
Third Down Efficiency	6-15	2-10
Fourth Down Efficiency	1-1	1-1
Total Yards	**217**	**562**
Passing	**153**	**348**
Completed-Attempts	13-25	16-24
Yards Per Pass	6.1	14.5
Interceptions Thrown	1	0
Rushing	**64**	**214**
Rushing Attempts	32	37
Yards Per Rush	2.0	5.8
Penalties	**8-70**	**7-74**
Turnovers	**1**	**0**
Fumbles-Lost	0-0	0-0
Interceptions Thrown	1	0
Time of Possession	**29:12**	**30:48**

Rushing Leaders (Att.-Yds.-TD):
SEMO - Jax Leaherwood (10-20-0)
NDSU - Barika Kpeenu (14-84-0)

Passing Leaders (C-A-I-TD-Yds.):
SEMO - Jax Leatherwood (12-23-0-0-145)
NDSU - Cole Payton (16-23-0-4-348)

Receiving Leaders (No.-Yds.-TD):
SEMO - Kalvin Gilbert (2-67-1)
NDSU - Bryce Lance (4-159-1)

Leading Tacklers:
SEMO - Landon Sylvie (9)
NDSU - Nathaniel Staehling (7)

Game 4
#11 Southern Illinois 59, Southeast Missouri 31

September 20, 2025 • Cape Girardeau, Mo.
Houck Field

Score by Quarters	1	2	3	4	Score
#11 Southern Illinois	14	17	21	7	59
Southeast Missouri	7	0	17	7	31

Scoring Summary

1st	**14:46**	**SIU**	**Williams 75 yd rush (Geelen kick)** 1-75, 0:14, SIU 7 - SEMO 0
1st	**12:28**	**SIU**	**Lester, Jr. 3 yd rush (Geelen kick)** 2-5, 0:43, SIU 14 - SEMO 0
1st	**8:00**	**SEMO**	**Leatherwood 7 yd rush (Keller kick)** 12-77, 4:23, SIU 14 - SEMO 7
2nd	**11:17**	**SIU**	**Williams 4 yd rush (Geelen kick)** 6-45, 2:47, SIU 21 - SEMO 7
2nd	**3:20**	**SIU**	**Davis III 17 yd pass from Williams (Geelen kick)** 9-94, 4:04, SIU 28 - SEMO 7
2nd	**0:00**	**SIU**	**Geelen 32 yd field goal** 9-53, 1:34, SIU 31 - SEMO 7
3rd	**12:13**	**SEMO**	**Pedro 22 yd pass from Leatherwood (Keller kick)** 8-79, 2:41, SIU 31 - SEMO 14
3rd	**11:27**	**SIU**	**McCray 14 yd pass from Williams (Geelen kick)** 2-75, 1:20, SIU 38 - SEMO 14
3rd	**6:03**	**SEMO**	**Keller 28 yd field goal** 10-65, 5:24, SIU 38 - SEMO 17
3rd	**4:43**	**SIU**	**Davis III 69 yd pass from Williams (Geelen kick)** 3-75, 2:20, SIU 45 - SEMO 17
3rd	**2:23**	**SEMO**	**Ruble 2 yd rush (Keller kick)** 8-75, 2:20, SIU 45 - SEMO 24
3rd	**0:00**	**SIU**	**Jones 18 yd pass from Williams (Geelen kick)** 4-75, 2:23, SIU 52 - SEMO 24
4th	**5:02**	**SIU**	**Lester 42 yd rush (Geelen kick)** 8-69, 5:27, SIU 59 - SEMO 24
4th	**2:41**	**SEMO**	**Epton, Jr. 34 yd pass from Leatherwood (Keller kick)** 7-75, 2:21, SIU 59 - SEMO 31

Team Statistics	SIU	SEMO
First Downs	**22**	**34**
Third Down Efficiency	9-11	7-13
Fourth Down Efficiency	0-0	1-1
Total Yards	**612**	**569**
Passing	**342**	**422**
Completed-Attempts	18-25	33-47
Yards Per Pass	13.7	9.0
Interceptions Thrown	0	1
Rushing	**270**	**147**
Rushing Attempts	33	38
Yards Per Rush	8.2	3.9
Penalties	**3-11**	**3-30**
Turnovers	**0**	**2**
Fumbles-Lost	1-0	1-1
Interceptions Thrown	0	1
Time of Possession	**26:41**	**33:19**

Rushing Leaders (Att.-Yds.-TD):
SIU - DJ Williams (10-151-2)
SEMO - Brandon Epton, Jr. (18-94-0)

Passing Leaders (C-A-I-TD-Yds.):
SIU - DJ Williams (18-25-0-4-342)
SEMO - Jax Leatherwood (33-47-1-2-422)

Receiving Leaders (No.-Yds.-TD):
SIU - Vinson Davis III (8-185-2)
SEMO - Kalvin Gilbert (7-125-0)

Leading Tacklers:
SIU - Andrew Behm (13)
SEMO - Landon Sylvie (9)

TENNESSEE STATE
OCTOBER 11

Game 5
UT Martin 34, Southeast Missouri 10

September 27, 2025 • Martin, Tenn.
Hardy M. Graham Stadium

Score by Quarters	1	2	3	4	Score
Southeast Missouri	7	0	3	0	10
UT Martin	14	7	3	10	34

Scoring Summary

1st	**14:49**	**UTM**	**Bailey 75 yd pass from Bauer (Hechter kick)** 1-75, 0:11, UTM 7 - SEMO 0
1st	**12:44**	**UTM**	**Bauer 7 yd rush (Hechter kick)** 3-10, 1:26, UTM 14 - SEMO 0
1st	**1:52**	**SEMO**	**Epton, Jr. 4 yd rush (Keller kick)** 7-46, 1:29, UTM 14 - SEMO 7
2nd	**3:33**	**UTM**	**Bailey 21 yd pass from Bauer (Hechter kick)** 10-86, 5:13, UTM 21 - SEMO 7
3rd	**9:50**	**UTM**	**Hechter 31 yd field goal** 8-67, 3:48, UTM 24 - SEMO 7
3rd	**6:33**	**SEMO**	**Keller 38 yd field goal** 8-47, 3:09, UTM 24 - SEMO 10
4th	**12:39**	**UTM**	**Hechter 27 yd field goal** 11-56, 6:02, UTM 27 - SEMO 10
4th	**2:53**	**UTM**	**Bauer 2 yd rush (Hechter kick)** 9-46, 6:08, UTM 34 - SEMO 10

Team Statistics	SEMO	UTM
First Downs	**16**	**22**
Third Down Efficiency	5-15	6-13
Fourth Down Efficiency	1-4	0-1
Total Yards	**239**	**468**
Passing	**209**	**225**
Completed-Attempts	22-41	15-23
Yards Per Pass	5.1	9.8
Interceptions Thrown	2	0
Rushing	**30**	**243**
Rushing Attempts	27	46
Yards Per Rush	1.1	5.3
Penalties	**8-55**	**6-60**
Turnovers	**2**	**0**
Fumbles-Lost	1-0	2-0
Interceptions Thrown	2	0
Time of Possession	**24:58**	**35:02**

Rushing Leaders (Att.-Yds.-TD):
SEMO - Brandon Epton, Jr. (13-18-1)
UTM - Jase Bauer (15-107-2)

Passing Leaders (C-A-I-TD-Yds.):
SEMO - Johnny Weber (9-18-0-0-87)
UTM - Jace Bauer (15-22-0-2-225)

Receiving Leaders (No.-Yds.-TD):
SEMO - Kalvin Gilbert (3-53-0)
UTM - Bryce Bailey (7-135-2)

Leading Tacklers:
SEMO - Landon Sylvie (11)
UTM - Shamari Weir (8)

TENNESSEE STATE
OCTOBER 11

2025 STATISTICS

2025-26 Southeast Mo. St. Football
Game Results
All games

Page 1/1
as of Sep 28, 2025

Team Results

	Date	Opponent		Score	Overall	Conf	Time	Attend
	08/30/2025	at Arkansas St.	L	24-42	0-1	0-0	3:05	18241
	09/06/2025	North Ala.	W	30-21	1-1	0-0	3:34	3890
	09/13/2025	at North Dakota St.	L	14-41	1-2	0-0	3:06	17354
	09/20/2025	Southern Ill.	L	31-59	1-3	0-0	3:14	8050
*	09/27/2025	at UT Martin	L	10-34	1-4	0-1	3:14	6769

2025 STATISTICS

TENNESSEE STATE
OCTOBER 11

2025-26 Southeast Mo. St. Football
Overall Team Statistics
All games

Page 1/2
as of Sep 28, 2025

Team Statistics

	SEMO	OPP
Scoring	**109**	**197**
Points per game	21.8	39.4
Points Off Turnovers	0	36
First Downs	**104**	**117**
Rushing	35	48
Passing	57	58
Penalty	12	11
Rushing Yardage	**489**	**1154**
Yards gained rushing	628	1238
Yards lost rushing	139	84
Rushing attempts	169	194
Average per rush	2.9	5.9
Average per game	97.8	230.8
TDs Rushing	6	11
Passing Yardage	**1281**	**1420**
Comp-Att-Int	115-182-4	88-140-1
Average per pass	7.0	10.1
Average per catch	11.1	16.1
Average per game	256.2	284.0
TDs Passing	7	15
Total offense	**1770**	**2574**
Total plays	351	334
Average per play	5.0	7.7
Average per game	354.0	514.8
Kick returns: #-Yards	**15-266**	**6-106**
Punt returns: #-Yards	**7-38**	**6-14**
Int returns: #-Yards	**1-0**	**4-13**
Kick return average	**17.7**	**17.7**
Punt return average	**5.4**	**2.3**
Int return average	**0.0**	**3.3**
Fumbles-Lost	**5-4**	**6-1**
Penalties-Yards	**33-291**	**29-285**
Average per game	58.2	57.0
Punts-Yards	**24-1045**	**17-770**
Average per punt	43.5	45.3
Net punt average	42.1	40.4
Kickoffs-Yards	**22-1388**	**33-1945**
Average per kick	63.1	58.9
Net kick average	41.2	39.2
Time of possession / game	**29:25**	**30:35**
3rd-down conversion	**32/73**	**26/59**
3rd-down pct	44%	44%
4th-down conversion	**5/9**	**3/8**

TENNESSEE STATE
OCTOBER 11

2025 STATISTICS

2025-26 Southeast Mo. St. Football
Overall Team Statistics
All games

as of Sep 28, 2025

	SEMO	OPP
4th-down pct	56%	38%
Sacks by-Yards	**7-49**	**20-118**
Misc Yards	**0**	**0**
Touchdowns scored	**13**	**26**
Field goals - attempts	**6-8**	**5-8**
On-Side kicks	**0-1**	**0-2**
Red-zone scores	**(11-11) 100%**	**(20-24) 83%**
Red-zone touchdowns	**(7-11) 64%**	**(17-24) 71%**
PAT-attempts	**(13-13) 100%**	**(24-24) 100%**
2-point conversion-attempts	**(0-0) 0%**	**(1-2) 50%**
Attendance	**11940**	**42364**
Games / Avg per game	2/5970	3/14121
Neutral site games	-	0/0

Score by Periods

Team	1st	2nd	3rd	4th	OT	TOT
Southeast Mo. St.	28	23	30	28	0	109
Opponents	56	62	34	45	0	197

2025-26 Southeast Mo. St. Football
Individual Statistics
All games

Rushing

Player	gp	att	gain	loss	net	avg	td	lg	avg/g
Brandon Epton, Jr.	5	62	227	10	217	3.5	2	16	43.4
Payton Brown	5	38	157	3	154	4.1	1	14	30.8
Cole Ruble	5	14	104	2	102	7.3	1	51	20.4
Patrick Heitert	4	11	39	16	23	2.1	0	10	5.8
Jax Leatherwood	5	36	93	85	8	0.2	2	17	1.6
Cam Pedro	5	1	4	0	4	4.0	0	4	0.8
Johnny Weber	1	3	4	19	-15	-5.0	0	4	-15.0
Team	5	4	0	4	-4	-1.0	0	0	-0.8
Total	**5**	**169**	**628**	**139**	**489**	**2.9**	**6**	**51**	**97.8**
Opponents	**5**	**194**	**1238**	**84**	**1154**	**5.9**	**11**	**75**	**230.8**

Passing

Player	gp	effic	comp-att-int	pct	yds	td	lg	avg/g
Jax Leatherwood	5	140.1	99-151-2	65.6	1113	7	65	222.6
Johnny Weber	1	90.6	9-18-0	50.0	87	0	19	87.0
Patrick Heitert	4	75.4	7-13-2	53.8	81	0	31	20.3
Total	**5**	**130.6**	**115-182-4**	**63.2**	**1281**	**7**	**65**	**256.2**
Opponents	**5**	**182.0**	**88-140-1**	**62.9**	**1420**	**15**	**75**	**284.0**

Receiving

Player	gp	no.	yds	avg	td	lg	avg/g
Cam Pedro	5	25	316	12.6	3	55	63.2
Donnie Cheers	5	15	169	11.3	1	60	33.8
Kam Robinson	5	14	117	8.4	0	17	23.4
Kalvin Gilbert	5	14	266	19.0	1	65	53.2
Jamauri Chislom	5	8	57	7.1	0	13	11.4
Brandon Epton, Jr.	5	7	74	10.6	1	34	14.8
Anthony Westervelt	2	7	71	10.1	0	24	35.5
Andrew Civey	5	5	27	5.4	1	10	5.4
Cole Ruble	5	5	50	10.0	0	20	10.0
Bryson Burns	5	4	29	7.3	0	17	5.8
Jobe Bryant	4	3	29	9.7	0	19	7.3
Nolan Reed	3	2	19	9.5	0	17	6.3
Payton Brown	5	2	9	4.5	0	5	1.8
Kierrie Conley	1	1	8	8.0	0	8	8.0
Demetrion Cannon	3	1	13	13.0	0	13	4.3
Trent Shelton	1	1	6	6.0	0	6	6.0
Khylen Harris-Norman	2	1	21	21.0	0	21	10.5
Total	**5**	**115**	**1281**	**11.1**	**7**	**65**	**256.2**
Opponents	**5**	**88**	**1420**	**16.1**	**15**	**75**	**284.0**

Punt Returns

Player	no.	yds	avg	td	lg
Kam Robinson	6	38	6.3	0	22
Cam Pedro	1	0	0.0	0	0
Total	**7**	**38**	**5.4**	**0**	**22**
Opponents	**6**	**14**	**2.3**	**0**	**14**

Interceptions

Player	no.	yds	avg	td	lg
Slade Dollar	1	0	0.0	0	0
Total	**1**	**0**	**0.0**	**0**	**0**
Opponents	**4**	**13**	**3.3**	**0**	**13**

Kick Returns

Player	no.	yds	avg	td	lg
Cole Ruble	9	204	22.7	0	47
David Jones	2	36	18.0	0	23
Nolan Reed	1	4	4.0	0	4
Cam Pedro	1	-5	-5.0	0	0
Robert Dover	1	7	7.0	0	7
Khylen Harris-Norman	1	20	20.0	0	20
Total	**15**	**266**	**17.7**	**0**	**47**
Opponents	**6**	**106**	**17.7**	**0**	**30**

Fumbles Recovered

Player	no.	yds	avg	td	lg
Nasim Cairo	1	0	0.0	0	0
Total	**1**	**0**	**0.0**	**0**	**0**
Opponents	**4**	**73**	**18.3**	**0**	**55**

TENNESSEE STATE
OCTOBER 11

2025 STATISTICS

2025-26 Southeast Mo. St. Football
Individual Statistics
All games

Scoring

			PAT						
Player	**td**	**fg**	**kick**	**rush**	**rcv**	**pass**	**dxp**	**saf**	**pts**
Justin Keller	-	6-8	13-13	-	-	-	-	-	31
Brandon Epton, Jr.	3	-	-	-	-	-	-	-	18
Cam Pedro	3	-	-	-	-	-	-	-	18
Jax Leatherwood	2	-	-	-	-	-	-	-	12
Donnie Cheers	1	-	-	-	-	-	-	-	6
Andrew Civey	1	-	-	-	-	-	-	-	6
Cole Ruble	1	-	-	-	-	-	-	-	6
Payton Brown	1	-	-	-	-	-	-	-	6
Kalvin Gilbert	1	-	-	-	-	-	-	-	6
Total	**13**	**6-8**	**13-13**	**0**	**0**	**0**	**0**	**0**	**109**
Opponents	**26**	**5-8**	**24-24**	**1**	**0**	**0**	**0**	**0**	**197**

Field Goals

Player	**fg**	**pct.**	**01-19**	**20-29**	**30-39**	**40-49**	**50-99**	**lg**	**blk**
Justin Keller	6-8	75.0	0-0	3-3	1-1	2-3	0-1	48	0
Opponents	**5-8**	**62.5**	**0-0**	**1-1**	**2-3**	**2-2**	**0-2**	**43**	**0**

FG Sequence

Team Name	**Southeast Mo. St.**	**Opponents**
Arkansas St.	(40)	
North Ala.	(29),(27),(48)	36
North Dakota St.		50,(43),(43)
Southern Ill.	51,(28),49	(32)
UT Martin	(38)	53,(31),(27)

Numbers in (parentheses) indicate field goal was made

Total Offense

Player	**g**	**plays**	**rush**	**pass**	**total**	**avg/g**
Jax Leatherwood	5	187	8	1113	1121	224.2
Brandon Epton, Jr.	5	62	217	0	217	43.4
Payton Brown	5	38	154	0	154	30.8
Patrick Heitert	4	24	23	81	104	26.0
Cole Ruble	5	14	102	0	102	20.4
Johnny Weber	1	21	-15	87	72	72.0
Cam Pedro	5	1	4	0	4	0.8
Team	5	0	-4	0	-4	-0.8
Total	**5**	**351**	**489**	**1281**	**1770**	**354.0**
Opponents	**5**	**334**	**1154**	**1420**	**2574**	**514.8**

Punting

Player	**no.**	**yds**	**avg**	**lg**	**tb**	**fc**	**i20**	**50+**	**blk**
Ryan Kingston	24	1045	43.5	56	1	5	8	4	0
Total	**24**	**1045**	**43.5**	**56**	**1**	**5**	**8**	**4**	**0**
Opponents	**17**	**770**	**45.3**	**60**	**2**	**5**	**5**	**4**	**0**

Kickoffs

Player	**no.**	**yds**	**avg**	**tb**	**ob**	**retn**	**net**	**ydln**
Justin Keller	22	1388	63.1	9	1			
Total	**22**	**1388**	**63.1**	**9**	**1**	**6**	**41.2**	**23**
Opponents	**33**	**1945**	**58.9**	**15**	**1**	**15**	**39.2**	**25**

2025-26 Southeast Mo. St. Football
Individual Statistics
All games

All Purpose

Player	g	rush	rcv	pr	kr	ir	total	avg/g
Cole Ruble	5	102	50	0	204	0	356	71.2
Cam Pedro	5	4	316	0	-5	0	315	63.0
Brandon Epton, Jr.	5	217	74	0	0	0	291	58.2
Kalvin Gilbert	5	0	266	0	0	0	266	53.2
Donnie Cheers	5	0	169	0	0	0	169	33.8
Payton Brown	5	154	9	0	0	0	163	32.6
Kam Robinson	5	0	117	38	0	0	155	31.0
Anthony Westervelt	2	0	71	0	0	0	71	35.5
Jamauri Chislom	5	0	57	0	0	0	57	11.4
Khylen Harris-Norman	2	0	21	0	20	0	41	20.5
David Jones	5	0	0	0	36	0	36	7.2
Bryson Burns	5	0	29	0	0	0	29	5.8
Jobe Bryant	4	0	29	0	0	0	29	7.3
Andrew Civey	5	0	27	0	0	0	27	5.4
Patrick Heitert	4	23	0	0	0	0	23	5.8
Nolan Reed	3	0	19	0	4	0	23	7.7
Demetrion Cannon	3	0	13	0	0	0	13	4.3
Kierrie Conley	1	0	8	0	0	0	8	8.0
Jax Leatherwood	5	8	0	0	0	0	8	1.6
Robert Dover	5	0	0	0	7	0	7	1.4
Trent Shelton	1	0	6	0	0	0	6	6.0
Johnny Weber	1	-15	0	0	0	0	-15	-15.0
Team	5	-4	0	0	0	0	-4	-0.8
Total	**5**	**489**	**1281**	**38**	**266**	**0**	**2074**	**414.8**
Opponents	**5**	**1154**	**1420**	**14**	**106**	**13**	**2707**	**541.4**

TENNESSEE STATE
OCTOBER 11

2025 STATISTICS

2025-26 Southeast Mo. St. Football
Overall Defense Statistics
All games

Team Defense

			Tackles				Sacks	Pass defense			Fumbles		blkd	
##	Player	gp	ua	a	tot	tfl/yds	no-yds	int-yds	brup	qbh	fr-yds	ff	kick	saf
34	Landon Sylvie	5	29	20	49	1-2	.	.	3	.	.	.	.	.
10	Slade Dollar	5	16	14	30	1-0	1-0	1-0	1	2	.	.	.	.
13	Latrevion Thompson	5	11	13	24	3-22	1.5-17	.	.	.	.	1	.	.
25	Cole Dutkovich	5	8	13	21	0.5-2	.	.	.	.	.	.	.	.
14	Amare Townsend	5	12	7	19	.	.	.	1	.	.	.	.	.
54	Jayden Davis	5	7	10	17	1.5-2	.	.	.	.	.	.	.	.
9	Adrian Patterson	5	5	10	15	.	.	.	3	.	.	1	.	.
16	Jeremy Walton	5	6	8	14	1-1	.	.	.	.	.	1	.	.
95	Sam Keeper	5	8	5	13	2.5-9	2-9	.	.	.	.	.	.	.
7	David Jones	5	9	4	13	0.5-1	.	.	1	.	.	.	.	.
11	Jared Pedraza	2	6	6	12	.	.	.	.	1	.	.	.	.
8	Trey Lisle	5	5	7	12	2-12	0.5-4	.	.	.	.	.	.	.
23	DJ Delmore	5	6	6	12	1-13	1-13	.	.	.	.	.	.	.
99	Steven Lewis	5	2	9	11	.	.	.	.	.	.	.	.	.
6	Angel Muñoz	5	4	6	10	.	.	.	.	.	.	.	.	.
55	Nasim Cairo	4	1	9	10	.	.	.	.	.	1-0	.	.	.
91	Jehchys Brown	5	3	6	9	1-6	1-6	.	.	1	.	.	.	.
18	Justus Johnson	5	5	2	7	.	.	.	4	.	.	.	.	.
98	Timothy Maxson	4	1	5	6	.	.	.	.	.	.	.	.	.
28	Cyler Christmas	5	2	2	4	.	.	.	1	.	.	.	.	.
4	McCoy Casey	3	1	3	4	.	.	.	.	.	.	.	.	.
93	Ashton Jones	4	2	2	4	1-1	.	.	.	.	.	.	.	.
97	Caleb Webb	5	2	2	4	.	.	.	.	.	.	.	.	.
1	Trel Riley	5	4	.	4	.	.	.	.	.	.	.	.	.
32	Alijah Cota	3	1	1	2	.	.	.	.	.	.	.	.	.
22	Payton Brown	5	1	1	2	.	.	.	.	.	.	.	.	.
2	Kam Robinson	5	2	.	2	.	.	.	.	.	.	.	.	.
46	Ian Williams	5	1	.	1	1-1	.	.	.	.	.	.	.	.
12	Jax Leatherwood	5	1	.	1	.	.	.	.	.	.	.	.	.
29	Temidayo Odugbemi	2	.	1	1	.	.	.	.	.	.	.	.	.
24	JaQori Williams	3	1	.	1	.	.	.	.	.	.	.	.	.
3	Brandon Epton, Jr.	5	1	.	1	.	.	.	.	.	.	.	.	.
	Totals	**5**	**163**	**172**	**335**	**17-72**	**7-49**	**1-0**	**14**	**4**	**1-0**	**3**	**0**	**0**
	Opponents	5	168	196	364	33-137	20-118	4-13	14	17	4-73	5	0	0