2024-25 SOUTHEAST MISSOURI BASKETBALL

GAME NOTES

#FEELINROWDY

OVC Regular-Season Champions 1999-2000 OVC Tournament Champions 1999-2000 | 2022-23 NCAA Tournament 1999-2000 | 2022-23

Southeast Missouri Strategic Communications // 1221 Broadway Cape Girardeau, MO 63701 // SEMORedhawks.com

GAME 16

Southern Indiana
6-8, 1-3 OVC

Southeast Missouri
8-7, 3-1 OVC

Thursday, January 9, 2025 / 7:30 p.m., CT
Cape Girardeau, Mo.

Southern Indiana Screaming Eagles
- **Head Coach** ..... Stan Gouard
- **Record at USI** ..... 61-62, 38-35 OVC
- **Overall Record** 289-179

Southeast Missouri Redhawks
- **Head Coach** ..... Brad Korn
- **Record at SEMO** ..... 61-80, 34-43 OVC
- **Overall Record** 61-80

Game Information
- **Arena** ..... Show Me Center (7,000)
- **Video** ..... ESPN+
- **Radio** ..... Real Rock 99.3 FM
- **Series Record** ..... SEMO leads, 4-1
- **Last Meeting** ..... SEMO 70, USI 66
  3/2/24 | Evansville, Ind.
- **Last Meeting in Cape Girardeau** ..... SEMO 93, USI 91 OT
  12/29/23

FOLLOW THE REDHAWKS

Video: ESPN+
- **Commentators** ..... Erik Sean, Tom Schuberth
- **Online** ..... Plus.ESPN.com
- **Mobile App** ..... ESPN

Redhawks Radio Network
- **Play-by-Play** ..... Erik Sean
- **Color Analyst** ..... Tom Schuberth
- **Flagship Station** ..... Real Rock 99.3 FM
- **Listen Online** ..... SEMORedhawks.com

Live Stats
SEMORedhawks.com

Social Media
- **X** ..... @SEMOMBB
- **Hashtag** ..... #FeelinRowdy
- **Instagram** ..... @SEMORedhawks | @SEMO_MBB
- **Facebook** ..... SEMORedhawks | SEMOMBB

STRATEGIC COMMUNICATIONS

Jeff Honza ..... **Associate AD / Men's Basketball Contact**
- **Office** ..... (573) 651-2933
- **Cell** ..... (618) 528-1145
- **Email** ..... jhonza@semo.edu/redhawk1@me.com

Website ..... SEMORedhawks.com

Southeast Missouri or **SEMO**
is the preferred reference for Southeast Missouri State University athletic teams. Southeastern Missouri State is **NOT** an acceptable reference.

Back at Home
- Southeast Missouri begins a three-game homestand against Southern Indiana Thursday. Tip-off is set for 7:30 p.m., CT at the Show Me Center.
- SEMO is at home for the next three contests. After Thursday's matchup, the Redhawks host Morehead State (Jan. 11) and Little Rock (Jan. 14).
- Thursday is Military Appreciation Night. The first 500 fans will receive a free camouflage t-shirt.
- The Redhawks six home victories are tied for the most in the Ohio Valley Conference this year.

Series Notes
- Southeast Missouri and Southern Indiana meet for just the sixth time on the front end of their home-and-home series.
- SEMO holds a 4-1 lead in the all-time series.
- The Redhawks have won three-straight against the Screaming Eagles.
- SEMO started and finished its Ohio Valley Conference season with wins over USI in 2023-24.
- The Redhawks are 3-0 against the Screaming Eagles at the Show Me Center.
- Each of the last four meetings between the teams were decided by no more than five points.

OVC Update
- Four teams are tied for first in the Ohio Valley Conference standings entering this week's action.
- Morehead State (3-1), Southeast Missouri (3-1), Tennessee Tech (3-1) and Little Rock (2-1) all have one league loss.
- TTU is currently the hottest team in the OVC with a four-game winning streak.
- SEMO and Morehead State square off in Cape Girardeau Saturday.

Redhawks 3-1 in OVC Play
- The Redhawks recently fell to their first Ohio Valley Conference loss of the season when they came up short, 66-63, at UT Martin (Jan. 4).
- Southeast Missouri began the 2024-25 season with a 3-0 record in OVC play marking the first time it won three-straight games to start a conference season since 2011-12.
- SEMO beat Eastern Illinois (79-72, Dec. 19) and SIU Edwardsville (80-64, Dec. 21) at home, and Tennessee State (67-65, Jan. 2) on the road for its three OVC wins.
- The Redhawks won four of their last five OVC games dating back to last year's season-ending 70-66 victory at Southern Indiana.

Heating Up
- Southeast Missouri won five of its last six games with four of those victories coming in Cape Girardeau.
- SEMO saw a season-long five-game winning streak end with a three-point (66-63) loss at UT Martin (Jan. 4).
- The Redhawks have won five in a row at the Show Me Center and finished December undefeated at home (4-0).

SOUTHERN INDIANA
JANUARY 9

QUICK FACTS

Location	Cape Girardeau, Mo.
Founded	1873
Enrollment	8,454
Nickname	Redhawks
Colors	Red & Black
Affiliation	NCAA Division I
Conference	Ohio Valley
President	Dr. Carlos Vargas
V.P. for Intercollegiate Athletics	Brady Barke
Basketball Office Phone	(573) 651-5132
Facility	Show Me Center (7,000)
Year Opened	1987
First Year of Basketball	1907
First Year of Division I Basketball	1991-92
All-Time Record (Yrs.)	1333-1269 (118)
All-Time Division I Record (Yrs.)	392-569 (34)
All-Time OVC Record (Yrs.)	216-330 (34)
OVC Tournament Record	16-16
OVC Tournament Appearances (Last)	18 (2023)
OVC Regular-Season Championships	1 (1999-2000)
OVC Tournament Championships	2 (1999-2000; 2022-23)
NCAA Tournament Berths	2 (1999-2000; 2022-23)
2023-24 Record	9-22
Home	8-7
Away	1-14
Neutral	0-1
2023-24 OVC Record/Finish	4-14/10th
Home	3-6
Away	1-8
Starters Returning/Lost	2/3
Lettermen Returning/Lost	7/8
Newcomers	7

UPCOMING OVC GAMES (CT)

Saturday, January 11
Southern Indiana at Little Rock, 3 p.m.
UT Martin at Lindenwood, 3:30 p.m.
Tennessee State at Western Illinois, 3:30 p.m.
Morehead State at Southeast Missouri, 3:45 p.m.
Tennessee Tech at SIU Edwardsville, 4 p.m.

Tuesday, January 14
Little Rock at Southeast Missouri, 7:30 p.m.

Thursday, January 16
Western Illinois at Morehead State, 6:30 p.m.
Eastern Illinois at UT Martin, 7:30 p.m.
SIU Edwardsville at Tennessee State, 7:30 p.m.
Lindenwood at Southern Indiana, 7:30 p.m.
Southeast Missouri at Tennessee Tech, 7:30 p.m.

Saturday, January 18
Lindenwood at Morehead State, 2:30 p.m.
Little Rock at Tennessee Tech, 3 p.m.
Eastern Illinois at Tennessee State, 3:30 p.m.
Western Illinois at Southern Indiana, 3:30 p.m.
SIU Edwardsville at UT Martin, 3:30 p.m.

2024-25 STATS COMPARISON

Southern Indiana (6-8, 1-3 OVC)

Team Statistics	USI	OPP
Points Per Game	75.3	72.8
Rebounds Per Game	36.6	37.9
Field Goal Percentage	.442	.428
3-Point FG Percentage	.345	.326
Free Throw Percentage	.717	.676
Assists Per Game	12.2	12.0
Steals Per Game	8.3	7.2
Blocks Per Game	2.9	3.1

Southeast Missouri (8-7, 3-1 OVC)

Team Statistics	SEMO	OPP
Points Per Game	74.3	67.7
Rebounds Per Game	35.9	35.9
Field Goal Percentage	.447	.401
3-Point FG Percentage	.316	.264
Free Throw Percentage	.688	.716
Assists Per Game	14.0	9.6
Steals Per Game	8.1	6.2
Blocks Per Game	3.6	2.9

Close Games
- Southeast Missouri's last two games were decided by a combined five points.
- SEMO hung on for a 67-65 road win at Tennessee State (Jan. 2) before dropping a tight 63-66 decision at UT Martin (Jan. 4).
- The Redhawks have been involved in five games decided by five or less points this season. SEMO is 2-3 in those contests.

Stacker Goes Off
- Southeast Missouri trailed, 47-36, with 11:52 remaining against UT Martin (Jan. 4) when Braxton Stacker gave the Redhawks a big lift.
- Stacker came off the bench and knocked down a 3-pointer on three-straight possessions to close out a 12-2 run that made it a 47-45 contest with 10:13 to go.
- He later stepped back and buried another 3-pointer to cut UTM's lead to 50-48 before it was a two-possession game the rest of the way.
- Stacker finished with a career-high 22 point, made a career-best six 3-pointers and added a career-high four blocks against the Skyhawks.
- He is SEMO's third-leading scorer in conference play with 9.5 points per game.

Milestone Win
- Brad Korn picked up his 60th career win as head coach when Southeast Missouri beat Westminster, 88-39, on Dec. 29.
- Korn, who is in his fifth year at SEMO, has an overall record of 61-80 and 34-43 in Ohio Valley Conference games.
- Korn's 61 wins are fourth-most among SEMO's head coaches during the NCAA Division I era behind Gary Garner (126), Dickey Nutt (80) and Ron Shumate (71).
- SEMO's 67-65 win over Tennessee State (Jan. 1) was Korn's 140th game as a head coach.

About Southern Indiana
- Southern Indiana carries a three-game losing streak to Cape Girardeau Thursday.
- Three of USI's first four Ohio Valley Conference games were decided by four or less points.
- The Screaming Eagles' lone OVC win thus far was a 77-75 home victory over Tennessee State (Dec. 19).
- USI is the top free throw shooting team in the conference with a 71.7 percent (195-of-272) clip.
- Jayland Randall is the Screaming Eagles' top scoring threat with 15.4 points per game. Randall ranks eighth in the league in scoring.
- Stephen Olowoniyi (.638) tops the OVC in field goal percentage and Jack Champion is first in the conference in assist/turnover ratio (2.86).
- USI is 1-5 on the road this season.

Pulling Rank
- In Ohio Valley Conference games, Southeast Missouri leads the league in assist/turnover ratio (1.25).
- Overall, SEMO tops the OVC in 3-point field goal percentage defense (.264).
- The Redhawks are among the top three teams in the conference in scoring defense (2nd, 67.7 ppg allowed), scoring margin (3rd, +6.67), field goal percentage (t2nd, .447), 3-point field goal percentage defense (.264), turnover margin (2nd, +2.93), assist/turnover ratio (3rd, 1.27) and defensive rebound percentage (2nd, .732).

Redhawks Second in the Nation Defending the Three
- Southeast Missouri ranks second in the nation only behind #1 Tennessee in 3-point percentage defense.
- Opponents are shooting just 26.4 percent from downtown against Southeast Missouri this season.

- SEMO has held its opponent to five or less 3-pointers made in nine of its 15 games in 2024-25.
- There are a total of 355 NCAA Division I basketball teams.

Redhawks Edge Tennessee State

- Southeast Missouri earned its first Ohio Valley Conference road win with a 67-65 victory in a gritty performance at Tennessee State (Jan. 2).
- In a physical game that featured 10 ties and 10 lead changes, SEMO made six free throws in the final 2:44 to come away with the two-point win.
- Teddy Washington, Jr. paved the way with 11 points, a season-high seven steals and made a big free throw with seven seconds left to seal the victory.
- SEMO beat TSU for the seventh time in 10 meetings between the teams.
- The Redhawks limited the Tigers to just 65 points after entering Thursday's matchup as the Ohio Valley Conference's top scoring team (80.1 ppg).

First Win in 2025

- The Redhawks started the 2025 calendar year with a 67-65 road win at Tennessee State (Jan. 2).
- Southeast Missouri improved to 3-2 in its first game of the New Year with Brad Korn as head coach.
- It was the first time SEMO began a New Year with a road win under Korn.

December is Over

- The Redhawks went 4-2 in December after sweeping their season-long four-game home stand.
- Southeast Missouri finished with a winning record in December for the second-straight season.
- SEMO's recent 88-39 win over Westminster (Dec. 29) gave the Redhawks their first winning record of the season at 7-6.

Washington, Jr. Misses First Game

- Teddy Washington, Jr. missed his first game of the 2024-25 season against Westminster College (Dec. 29).
- Washington, Jr. did not play due to illness. He missed practice for that reason the day before that contest.
- Washington, Jr. returned at Tennessee State (Jan. 2), where he scored 11 points and added a career-best seven steals.

Stacker Steps In

- Braxton Stacker made his first start of the season in place of Teddy Washington, Jr. against Westminster (Dec. 29).
- Stacker scored a career-high 16 points, grabbed five rebounds and dished out three assists in 18 minutes.
- He shot 7-of-11 from the field and knocked down one 3-pointer, as well.
- Stacker's last start was during Southeast Missouri's 2023-24 season finale at Southern Indiana (Mar. 2).

Redhawks Bash Westminster College

- Southeast Missouri picked up its fourth win in a row with an 88-39 thrashing of NCAA Division III member Westminster College (Dec. 29).
- With the victory, SEMO finished non-conference action with a 5-6 record.
- Every Redhawk that played scored in the game. Rob Martin led five players in double figures with 17 points. Braxton Stacker followed with a career-high 16 points, Damarion Walkup added 14 and Brendan Terry pitched in 10.
- The Redhawks never trailed in the game and held the Blue Jays to just 16 points in the first half.

2024-25 OVC STANDINGS (AS OF JAN. 7)

School	OVC	Pct.	Overall	Pct.	Home	Away	Neutral	Streak
Morehead State	3-1	.750	8-7	.533	6-0	2-6	0-1	L1
Southeast Missouri	**3-1**	**.750**	**8-7**	**.533**	**6-1**	**2-5**	**0-1**	**L1**
Tennessee Tech	3-1	.750	8-7	.533	6-0	1-6	1-1	W4
Little Rock	2-1	.667	8-6	.571	5-1	3-5	0-0	L1
SIU Edwardsville	2-2	.500	9-6	.600	6-1	2-5	1-0	W2
Western Illinois	2-2	.500	8-7	.533	5-1	3-5	0-1	W1
UT Martin	2-2	.500	6-9	.400	4-1	2-7	0-1	W1
Eastern Illinois	1-2	.333	5-9	.357	5-1	0-8	0-0	L1
Southern Indiana	1-3	.250	6-8	.429	5-3	1-5	0-0	L3
Lindenwood	1-3	.250	6-9	.400	5-1	0-7	1-1	L2
Tennessee State	1-3	.250	5-10	.333	5-2	0-6	0-2	W1

SOUTHERN INDIANA
JANUARY 9

2024-25 OVC PRESEASON POLL

School	First-Place Votes	Pts.
Little Rock	20	200
Western Illinois	-	172
SIU Edwardsville	2	151
Tennessee State	-	134
Morehead State	-	131
Eastern Illinois	-	87
Southeast Missouri	**-**	**86**
Southern Indiana	-	79
Lindenwood	-	67
UT Martin	-	52
Tennessee Tech	-	51

OVC Players to Watch

Rob Martin, G
Teddy Washington, Jr., G

OVC Player of the Week

Teddy Washington, Jr., G, Dec. 23

OVC Newcomer of the Week

Teddy Washington, Jr., G, Dec. 2
Teddy Washington, Jr., G, Dec. 23

HoopsHD.com All-Conference Players of 2024

Teddy Washington, Jr., G

SOUTHERN INDIANA
JANUARY 9

SEMO Defeats SIU Edwardsville

- Southeast Missouri scored 80 points in a commanding 16-point victory (80-64) over SIU Edwardsville (Dec. 21).
- BJ Ward paved the way with 18 points, while Teddy Washington, Jr. and Brendan Terry followed close behind with 17 apiece.
- The Redhawks never trailed in the game and outrebounded SIUE, 37-22.
- The Cougars did not have an offensive rebound in the contest.
- It was the first time in SEMO's NCAA Division I era where an opponent did not have an offensive rebound against the Redhawks.

Washington, Jr. Recognized by HoopsHD.com

- Southeast Missouri guard Teddy Washington, Jr. was recognized among the best players in college basketball during the 2024 calendar year.
- HoopsHD's Jon Teitel ranked the top five players from each conference based on their all-around statistics.
- SIUE's Ray'Sean Taylor, Tennessee State's Brandon Weston, Eastern Illinois' Kooper Jacobi and Southern Indiana's Stephen Olowoniyi joined Washington, Jr. on the list out of the Ohio Valley Conference.

Korn in the OVC

- Brad Korn has an all-time record of 34-43 in Ohio Valley Conference games.
- Korn guided Southeast Missouri to its first Ohio Valley Conference Tournament title and NCAA Tournament appearance in over two decades during the 2022-23 campaign.
- It was SEMO's second OVC Tournament championship and NCAA Tournament berth in program history.
- In 2022-23, the Redhawks finished fifth in the OVC with a 10-8 record and became the first #5 seed to win an OVC Tournament.
- SEMO's other conference records under Korn include 9-11 (2020-21), 8-9 (2021-22) and 4-14 (2023-24).
- This year's 3-1 record is the best start in OVC play under Korn.

Terry Rises

- Brendan Terry, who has started all 15 games this season, scored double figures in six of his last nine outings.
- Terry reached double-digit points in five of his last seven starts.
- He scored 10 points vs. Westminster College (Dec. 29).
- Before that, Terry matched his career-high of 17 points against SIU Edwardsville (Dec. 21).
- Terry also finished with 13 points vs. Eastern Illinois (Dec. 19), 17 against St. Mary of the Woods (Dec. 15), 12 points at Murray State (Dec. 8) and 14 vs. Kansas City (Nov. 30).
- Terry is SEMO's fourth-leading scorer (9.1 ppg) and second-leading rebounder (3.8 rpg). He leads the Redhawks with 24 steals, as well.

3-Pointer Streak

- The Redhawks have made at least one 3-pointer in 504 consecutive games.
- The last time Southeast Missouri did not make a 3-pointer was vs. Western Illinois (0-of-6) on Dec. 10, 2008.
- SEMO has made 114-of-361 threes at a 31.6 percent rate this season.
- The Redhawks drained 10 or more threes in a game five times this year.

80 or More

- Southeast Missouri has scored 80 or more points a total of six times this season.
- SEMO scored a season-high 93 points in wins over NAIA opponents Crowley's Ridge College (Nov. 13) and St. Mary of the Woods (Dec. 15).
- The Redhawks finished with 82 points vs. Chattanooga (Nov. 17), 80 against Kansas City (Nov. 30), 80 vs. SIU Edwardsville (Dec. 21) and 88 vs. Westminster (Dec. 29), also home games.
- SEMO is 5-1 in games where it scores 80 or more points.

Washington, Jr. Named OVC Player and Newcomer of the Week

- Teddy Washington, Jr. was named both Ohio Valley Conference Player and Newcomer of the Week on Dec. 23.
- Washington, Jr. averaged 22.5 points and 8.5 rebounds per game leading SEMO to wins over Eastern Illinois (Dec. 19) and SIU Edwardsville (Dec. 21).
- He had a double-double 28 points and 10 rebounds vs. EIU and followed that up with 17 points and seven rebounds against SIUE.
- For the week, Washington, Jr. shot 50 percent (14-of-28) from the field and 50 percent from 3-point range (7-of-14). He also went a perfect 10-of-10 at the free throw line, dished out four assists and added two steals.
- Washington, Jr. won all three of SEMO's OVC weekly honors this season. He was also tabbed OVC Co-Newcomer of the Week on Dec. 2.

Redhawks Crush St. Mary of the Woods

- Southeast Missouri ended a two-game losing streak with a 93-56 win over St. Mary of the Woods (Dec. 15).
- The 37-point victory is SEMO's third-largest of the season.
- SEMO scored 48 first-half points against the Pomeroys for its most in an opening half of basketball thus far.
- The Redhawks had five players score double figures, including Brendan Terry (17), Troy Cole, Jr. (14), Rob Martin (13), Teddy Washington, Jr. (12) and Braxton Stacker (11).
- SEMO's 93 points matched a season-high.

Redhawks Win OVC Opener

- Southeast Missouri started Ohio Valley Conference play with a 79-72 win over Eastern Illinois (Dec. 19).
- SEMO opened OVC play with a win for the second year in a row.
- The Redhawks moved to 12-22 all-time in OVC openers and 2-3 in such games under Head Coach Brad Korn.
- At the time, SEMO also handed EIU its eighth-straight road loss.

Redhawks Down Kansas City

- Southeast Missouri cruised past Kansas City, 80-59, on Nov. 30.
- SEMO used a 16-2 run to get ahead of the Roos early and never looked back.
- The Redhawks led by as many as 26 points before polishing off their third victory of the season.
- It was SEMO's 12th by more than 20 points under Head Coach Brad Korn.
- The 21-point victory is also the largest the Redhawks have against a Division I opponent this year.

Washington, Jr. Delivers

- Newcomer Teddy Washington, Jr. has scored double figures in 12 of his last 13 games.
- Washington, Jr. finished with 17 points against SIU Edwardsville (Dec. 21) and had a double-double 28 points and 10 rebounds in his first career Ohio Valley Conference start vs. Eastern Illinois (Dec. 19). He scored 24 points in the second half of that contest.
- He scored over 20 points three times with 25 vs. Chattanoogs (Nov. 17) and a season-high

28 vs. both Eastern Illinois (Dec. 19) and Kansas City (Nov. 30).

- Washington, Jr. turned in a double-double on three occasions with 18 points and 12 rebounds vs. Crowley's Ridge (Nov. 13), 25 points and 10 boards against Chattanooga (Nov. 17) and 28 points and 10 rebounds vs. Eastern Illinois (Dec. 19).
- Washington, Jr. is Southeast Missouri's leading scorer with 16.4 points per game and tops the Redhawks with 6.4 rebounds per contest and 34 three-pointers made.
- He ranks fifth in the OVC in scoring and eighth in rebounding.
- Washington, Jr. is averaging 17.7 points a game in conference play.

Stacker Returns

- After missing the first six games due to injury, Braxton Stacker made his 2024-25 debut against Kansas City on Nov. 30.
- Stacker came off the bench to score 10 points and grab three rebounds in 17 minutes.
- He also made 3-of-4 free throws and knocked down one 3-pointer against the Roos.
- Stacker scored double figures for the fourth time when he posted a career-high 22 points at UT Martin (1/4).
- He dropped in 16 points in his first start of the season vs. Westminster (Dec. 29).
- Stacker has played in nine games since his return.

Happy to Assist You

- For the second time this season, Southeast Missouri finished with 20 or more assists in a game.
- SEMO assisted 20 of its 36 made field goals against St. Mary of the Woods (Dec. 15) and had a season-high 22 assists on 37 made field goals against Crowley's Ridge College (Nov. 13).
- The Redhawks are averaging 14 assists per game in 2024-25.

Balanced Scoring

- Southeast Missouri has had three or more players get double figures in the scoring column during nine of its 15 games this season.
- Teddy Washington, Jr. leads the way with 12 double figure scoring games.
- SEMO had a season-high five players with double-digit points vs. both St. Mary of the Woods (Dec. 15) and Westminster (Dec. 29).

Martin Pours it On

- Rob Martin tied a career-high 29 points to lead Southeast Missouri against Chattanooga (Nov. 17).
- Martin has scored double figures 24 times in his career and 20 or more points on five occasions.
- He scored 17 points in his fifth double-digit game of the season vs. Westminster (Dec. 29).
- Martin is second on the team in scoring with 10.1 points per game.
- He ranks second in the Ohio Valley Conference in assist/turnover ratio (2.6).
- Martin established a new career-high with seven rebounds against St. Mary of the Woods (Dec. 15) and Westminster (Dec. 29).

Home-Opening Beatdown

- Southeast Missouri picked up its first win of the season with a dominating 93-38 home-opening victory over Crowley's Ridge College (Nov. 13).
- The +55 margin of victory was the largest under Head Coach Brad Korn. It was also the second time the Redhawks beat an opponent by 50 or more points with Korn at the helm.
- It was SEMO's largest win since the Redhawks beat Central Baptist, 118-56 (+62), on Nov. 11, 2013.
- The Redhawks improved to 25-9 in home-openers since joining the NCAA Division I ranks in 1991-92.
- SEMO also began its home slate with a win for the ninth time in 13 years and posted a victory for the 16th time in 20 home-opening contests.
- The Redhawks are 6-1 at the Show Me Center thus far.

Double-Digit Threes

- Southeast Missouri made 10 or more 3-pointers in a game five times this year.
- SEMO drained a season-high 12 threes at Vanderbilt (Nov. 10) and followed that up with 11 three days later vs. Crowley's Ridge College (Nov. 13). The Redhawks had 12 three-pointers at Central Arkansas (Nov. 21), 10 vs. Eastern Illinois (Dec. 19) and 10 at UT Martin (1/4).
- Teddy Washington, Jr. (34), BJ Ward (22) and Damarion Walkup (16) have combined for 72 of SEMO's 114 made threes.
- The Redhawks already surpassed their total of four games with 10 or more 3-pointers made in 31 contests during the 2023-24 campagin.

SOUTHERN INDIANA
JANUARY 9

Korn at the Show Me Center

- Brad Korn finished with a winning record at home each of his first four years as Southeast Missouri's head coach.
- Korn is 38-23 all-time at the Show Me Center.
- The Redhawks went 7-6 (2020-21), 8-5 (2021-22), 9-4 (2022-23) and 8-7 (2023-24) at home since Korn took over as head coach.
- SEMO is 6-1 and on a five-game winning streak in Cape Girardeau this year.

Double-Doubles

- Southeast Missouri players have accounted for four double-doubles through 15 games this season.
- BJ Ward has one double-double and Teddy Washington, Jr. has three.
- In 2023-24, not one player had a double-double for SEMO during the entire season.

Lowndes Cracks Starting Five

- John A. Logan College transfer Elliot Lowndes started each of Southeast Missouri's last 11 games.
- Lowndes grabbed eight rebounds in 15 minutes during his first career NCAA Division I start at Central Arkansas (Nov. 21).
- The next day, he scored five points and had four boards vs. UNC Asheville (Nov. 22).
- Lowndes is the Redhawks top shot blocker with 14 this season.
- So far, SEMO has used four different starting lineup combinations through 15 games.

20-Point Scorers

- The Redhawks had a 20-point scorer in six games this season.
- BJ Ward registered 22 points at Vanderbilt (Nov. 10), Damarion Walkup dropped in 23 vs. Crowley's Ridge (Nov. 13), Rob Martin (29), Teddy Washington, Jr. (25) went over 20 points vs. Chattanooga (Nov. 17), scored 28 vs. Kansas City (Nov. 30) and dropped in 28 vs. Eastern Illinois (Dec. 19) and Braxton Stacker finished with 22 at UT Martin (Jan. 4).

SOUTHERN INDIANA
JANUARY 9

Ward Plays Strong

- BJ Ward scored double figures in seven of his first 15 games.
- Ward was in the starting lineup the last 14 contests.
- He began the year with 17 points off the bench at Bradley (Nov. 4) and followed that up with a career-high 22 in his first start of the season at Vanderbilt (Nov. 10). Three days later, Ward registered 11 points and 10 rebounds for his first career double-double vs. Crowley's Ridge College (Nov. 13). He scored 13 vs. Chattanooga (Nov. 17), 19 at Central Arkansas (Nov. 21) and 10 vs. UNC Asheville (Nov. 22).
- Ward's six-game double-digit scoring streak to open the season is the longest of his career.
- He led SEMO with 18 points in its win over SIU Edwardsville (Dec. 21).
- Ward ranks third on the team in scoring with 9.5 points per game.
- Ward knocked down a career-best six 3-pointers against the Commodores and ranks second on the team with 22 treys.

Redhawks Bury 12 Threes

- The Redhawks gave Vanderbilt all it could handle in their 85-76 loss on Nov. 10.
- Southeast Missouri made 12 three-pointers in the contest and, at one time, led by double figures early in the game.
- The Redhawks matched that total with 12 threes at Central Arkansas (Nov. 21).
- SEMO finished with 10 or more made threes in a game 30 times under Head Coach Brad Korn.

Redhawks Drop Season-Opener

- Southeast Missouri dropped its season-opener at Missouri Valley Conference preseason favorite Bradley, 88-60, on Nov. 4.
- SEMO opened a season on the road for the seventh-straight year and 18th time in 19 seasons.
- The Redhawks fell to 13-21 in season-opening contests during their NCAA Division I era.
- SEMO also went to 3-2 in such games under Head Coach Brad Korn.
- The Redhawks last season-opening win was a 64-61 victory at South Florida on Nov. 7, 2022.

Non-Division I Opponents

- The Redhawks beat NAIA members Crowley's Ridge, 93-38, on Nov. 13, St. Mary of the Woods, 93-56, on Dec. 15 and Westminster, 88-39, on Dec. 29.
- SEMO is on a 40-game winning streak against non-Division I opponents.
- Head Coach Brad Korn is 11-0 all-time in such games. Korn is 2-0 vs. Missouri Baptist, 1-0 vs. William Woods, 1-0 vs. Harris-Stowe, 1-0 vs. Lindsey Wilson College, 1-0 vs. Webster College, 1-0 vs. Lyon College, 1-0 vs. Bethel (Tenn.), 1-0 vs. Crowley's Ridge, 1-0 vs. St. Mary of the Woods and 1-0 vs. Westminster College.
- The Redhawks have not allowed more than 61 points in each of their last nine meetings with non-Division I teams. SEMO outscored its opponents by a combined, 781-449 (+332), in that span.

Welcome to NCAA Division I Basketball

- Five players saw their first basketball action at the NCAA Division I level during Southeast Missouri's season-opener at Bradley (Nov. 4).
- Forward Brendan Terry and guard Troy Cole, Jr. each made their first career starts as Redhawks, while Damarion Walkup, Saxton Hoepker and Elliot Lowndes came off the bench.
- Terry (Pensacola State College), Cole, Jr. (Highland CC), Walkup (Olney Central College), Hoepker (Southwestern Illinois College) and Lowndes (John A. Logan College) are all junior college transfers.
- Fellow newcomer Teddy Washington, Jr. also made his first career start as a Redhawk. SEMO is Washington, Jr.'s second Division I school after spending the 2023-24 campaign at Texas A&M-Corpus Christi.

Walkup Scores Double Figures in Division I Debut

- Damarion Walkup scored 11 points off the bench in his Southeast Missouri debut at Bradley (Nov. 4).
- Walkup made three field goals, including two from 3-point range and knocked down 3-of-4 free throws in 26 minutes.
- His 26 minutes were third-most against the Braves behind starters Teddy Washington, Jr. (28) and Rob Martin (27).
- Walkup scored SEMO's first points of the 2024-25 campaign on a layup with 18:38 left to play in the first half.
- He had 14 points for his fourth double-digit performance of the season vs. Westminster (Dec. 29).

About the Program

- Southeast Missouri is in its 118th season of basketball in 2024-25.
- This year marks SEMO's 34th as an NCAA Division I program.
- The Redhawks first moved to the NCAA Division I ranks in 1991-92.
- SEMO has a total of nine winning seasons at the NCAA Division I level.
- The Redhawks won one Ohio Valley Conference regular-season title (1999-2000), two OVC Tournament crowns (1999-2000, 2022-23) and advanced to the NCAA Tournament twice (1999-2000, 2022-23).
- SEMO has an all-time NCAA Division I record of 393-569 and is 216-329 in the OVC.

Year Five for Korn

- Brad Korn is in his fifth year as Southeast Missouri's head coach.
- Korn's position at SEMO is his first as a head coach.
- He led the Redhawks to their first Ohio Valley Conference Tournament title and NCAA Tournament appearance in over two decades during the 2022-23 campaign.
- SEMO became the first #5 seed to win the OVC Tournament winning four games in four days along the way.
- Korn is 61-80 overall and 34-43 in the OVC.
- He was hired as the seventh head coach in SEMO's NCAA Division I era on Mar. 23, 2020.
- Korn has coached in eight NCAA Tournaments -- seven as an assistant coach and one as a head coach -- during his career.

Roster Breakdown

- The 2024-25 roster consists of 14 players, including two seniors, eight juniors, three sophomores and one freshman.
- Rob Martin, BJ Ward, TJ Biel, David Idada, Mason Hanback, Braxton Stacker and Marqueas Bell are the returnees back from last season.
- SEMO added six transfers and one freshman to complete this year's team.

Redhawks Picked Seventh in OVC Preseason Poll

- Southeast Missouri was picked seventh in the 2024-25 Ohio Valley Conference Men's Basketball Preseason Poll.
- SEMO accumulated 86 points in the overall voting by the OVC head men's basketball coaches.
- Little Rock was tabbed this year's preseason favorite with 200 points and 20 of the possible 22 first-place votes.

- The Trojans were one of three teams to share last year's OVC regular-season title along with Morehead State and UT Martin.
- Western Illinois (172 pts.), SIU Edwardsville (2 first-place votes, 151 pts.), Tennessee State (134 pts.), Morehead State (131 pts.) and Eastern Illinois (87 pts.) were also picked ahead of the Redhawks.
- Southern Indiana (79 pts.), Lindenwood (67 pts.), UT Martin (52 pts.) and Tennessee Tech (51 pts.) round out the 11-team predicted order of finish.

Returning Starters

- Guards Rob Martin and Braxton Stacker are Southeast Missouri's returning starters.
- Martin led SEMO in scoring (11.9 ppg), assists (108), minutes (28.5 mpg) and free throw percentage (.885) during his first year with the Redhawks in 2023-24.
- He ranked fifth in the Ohio Valley Conference in assists and sixth in assist/turnover ratio (1.52).
- Stacker ranked fourth on the team in scoring with 7.4 points per game and topped the Redhawks in steals (29) and blocks (15).

Byrd Joins Coaching Staff

- DJ Byrd was hired as an assistant coach to complete Southeast Missouri's staff for the 2024-25 season.
- Byrd was briefly at Barry University last summer before arriving in Cape Girardeau.
- Prior to that, he was on the men's basketball staff at Mercer University for five years.
- Byrd worked as a graduate assistant from 2017-19 at Purdue with 2019 NABC National Coach of the Year Matt Painter.
- A former standout as a player at Purdue, Byrd saw action in 130 career games and scored 880 points along the way.
- He made 195 three-pointers, ninth-most among Boilermaker career leaders.
- Byrd was the Big Ten Conference Sixth Man of the Year in 2012 helping lead Purdue to three NCAA Tournaments (2010, 2011, 2012).
- In 2010, the Boilermakers won the Big Ten Championship and advanced to the Sweet 16 before falling to the eventual NCAA National Champion Duke Blue Devils.

November Wrap

- Southeast Missouri played seven games in November, its first month of the 2024-25 season.
- The Redhawks finished their first opening month with a 3-4 record.
- SEMO moved to 13-15 all-time in November games under Head Coach Brad Korn.

2025-26 Signees

- Southeast Missouri Trace Sadler and P.J. Farmer, both from local Sikeston High School, for 2025-26.
- Sadler is a 7-footer who averaged 4.5 rebounds and three blocks per game as a junior last season.
- Farmer, a versatile guard who is one of the top recruits in the state, averaged 14.3 points, 7.9 assists, 6.7 rebounds and 2.7 steals per game a year ago.
- Farmer is a Class 5 All-State selection who also had offers from Missouri and Ole Miss.

2024-25 Schedule

- Southeast Missouri will play 31 games, including 15 at the Show Me Center in 2024-25.
- SEMO's non-conference slate is comprised of 11 matchups, eight of which are against NCAA Division I opponents.
- The Redhawks begin the season with back-to-back road games at Missouri Valley Conference member Bradley (Nov. 4) and Southeastern Conference member Vanderbilt (Nov. 10).
- SEMO hosots NAIA affiliate Crowley's Ridge College (Nov. 13) in its home-opener. Crowley's Ridge is one of three non-Division I teams making trips to Cape Girardeau along with St. Mary of the Woods (Dec. 15) and Westminster (Dec. 29).
- The rest of the Redhawks non-conference slate features games at Central Arkansas (Nov. 21), Lipscomb (Dec. 5) and former Ohio Valley Conference foe Murray State (Dec. 8), a neutral site contest against UNC Asheville (Nov. 22) in Conway, Arkansas and home matchups with Chattanooga (Nov. 17) and Kansas City (Nov. 30).
- SEMO opens its 20-game OVC schedule at home prior to Christmas against Eastern Illinois (Dec. 19) and SIU Edwardsville (Dec. 21).
- For the second-straight year the league membership includes 11 teams (Eastern Illinois, Lindenwood, Little Rock, Morehead State, SEMO, SIU Edwardsville, Southern Indiana, Tennessee State, Tennessee Tech, UT Martin and Western Illinois).
- In 2024-25, the Conference schedule switches to a true round-robin slate of 20 games (after being 18 games a season ago).

SOUTHERN INDIANA
JANUARY 9

Ohio Valley Conference Tournament

- The Ohio Valley Conference Board of Presidents voted to accept an agreement to hold the OVC Men's and Women's Basketball Championships at the Ford Center in Evansville, Indiana through the 2026 Championship.
- The agreement also includes an option for the 2027 Championship.
- The OVC Basketball Championships have been held in the venue since 2018. In September 2019, the OVC accepted a three-year agreement to continue hosting the event at the venue through 2023, and in December exercised an option for 2024.
- The Ford Center, which opened in November 2011, is an 11,000-seat arena located in the core of Evansville's downtown district. The 290,000-square foot facility serves as home of Evansville Thunderbolts of the Southern Professional Hockey League and the University of Evansville men's basketball team. The Ford Center also serves as host to numerous sporting events and concerts on an annual basis.
- The OVC Basketball Tournament is the fourth-oldest Division I Championship in the country; the men's event will be held for the 60th time this year.
- The top eight men's and women's teams, based upon Conference winning percentage, automatically earn access to the OVC Basketball Championship. The OVC Basketball Championships feature 14 games of basketball action spanning four days as teams compete to capture the OVC title and earn a bid to the NCAA Tournament.

SOUTHERN INDIANA
JANUARY 9

2024-25 SCHEDULE/RESULTS

November (3-4)

4	at Bradley ESPN+	L, 60-88
10	at Vanderbilt	L, 76-85
13	**Crowley's Ridge College ESPN+**	**W, 93-38**
17	**Chattanooga ESPN+**	**L, 82-87**
21	at Central Arkansas	W, 77-73 OT
22	vs. UNC Asheville !	L, 64-72
30	**Kansas City ESPN+**	**W, 80-59**

December (4-2, 2-0 OVC)

5	at Lipscomb	L, 60-78
8	at Murray State	L, 53-73
15	**St. Mary of the Woods ESPN+**	**W, 93-56**
19	**Eastern Illinois* ESPN+**	**W, 79-72**
21	**SIU Edwardsville* ESPN+**	**W, 80-64**
29	**Westminster ESPN+**	**W, 88-39**

January (1-1, 1-1 OVC)

2	at Tennessee State* ESPN+	W, 67-65
4	at UT Martin* ESPN+	L, 63-66
9	**Southern Indiana* ESPN+**	**7:30 p.m.**
11	**Morehead State* ESPN+**	**3:45 p.m.**
14	**Little Rock* ESPN+**	**7:30 p.m.**
16	at Tennessee Tech* ESPN+	7:30 p.m.
23	at Lindenwood* ESPN+	7:30 p.m.
25	at Western Illinois* ESPN+	3:30 p.m.
30	**UT Martin+ ESPN+**	**7:30 p.m.**

February (0-0, 0-0 OVC)

1	**Tennessee State* ESPN+**	**3:45 p.m.**
6	at Morehead State* ESPN+	6:30 p.m.
8	at Southern Indiana* ESPN+	7:30 p.m.
11	at Little Rock* ESPN+	7 p.m.
15	**Tennessee Tech* ESPN+**	**3:45 p.m.**
20	**Western Illinois* ESPN+**	**7:30 p.m.**
22	**Lindenwood* ESPN+**	**3:45 p.m.**
27	at SIU Edwardsville* ESPN+	7:30 p.m.

March (0-0, 0-0 OVC)

1	at Eastern Illinois* ESPN+	3:30 p.m.
5	OVC Tournament First Round	Evansville, Ind.
6	OVC Tournament Quarterfinals	Evansville, Ind.
7	OVC Tournament Semifinals	Evansville, Ind.
8	OVC Tournament Championship	Evansville, Ind.

All games broadcast live on the radio at Real Rock 99.3 FM. All times Central and Subject to Change; Home Games in **Bold**; * - Denotes Ohio Valley Conference Game ! - Game played in Conway, Ark.

PROBABLE STARTERS

1
Guard
5-10 / 170 / Jr.
St. Louis, Mo. / Indiana State

ROB MARTIN

- Started 43 of 46 games in his career.
- Leads the team with 55 assists and is second on the team with 10.1 points per game.
- Scored double figures a team-high 24 times in his career.
- Matched a career-high 29 points vs. Chattanooga (11/17).
- Transferred to SEMO from Indiana State.



2
Guard
6-0 / 195 / So.
St. Louis, Mo. / Chaminade

BJ WARD

- Southeast Missouri's third-leading scorer with 9.5 points per game.
- Dropped in a career-high 22 points in his first start of the season at Vanderbilt (11/10).
- Scored double figures in seven games.
- Ranks second on the team with 22 three-pointers made.

10
Guard
6-2 / 175 / Sr.
Blytheville, Ark. / Indiana State

TEDDY WASHINGTON, JR.

- Started 14 games.
- Southeast Missouri's top scorer (16.4 ppg) and rebounder (6.4 rpg). Also ranks tied for first on the team with 24 steals.
- Registered double figures in 12 games.
- Turned in a double-double three times.
- One of six transfers on this year's roster.
- Joined SEMO from Texas A&M-Corpus Christi, where he saw action in 27 games and made one start in 2023-24.
- Ranked second on the team with 37 steals and had 10 multi-steal games.

15
Forward
6-7 / 215 / Jr.
Santa Monica, Calif. / Pensacola State College

BRENDAN TERRY

- Started 15 games.
- Averages 9.1 points per contest.
- Scored double figures in six of his last nine games with 13 vs. Kansas City (11/30), 12 at Murray State (12/8), 17 vs. St. Mary of the Woods (12/15), 13 vs. Eastern Illinois (12/19), 17 vs. SIU Edwardsville (12/21) and 10 vs. Westminster (12/29).
- Tied for first on the team with 24 steals.
- Played two seasons at Pensacola State College.
- As a sophomore, started 20 games and averaged 7.7 points and seven rebounds as the team's top rebounder and fourth-leading scorer.

30
Forward
7-0 / 220 / Jr.
Carbondale, Ill. / John A. Logan College

ELLIOT LOWNDES

- Started the last 11 games.
- Had eight rebounds in his first career NCAA Division I start at Central Arkansas (11/21).
- Averages 3.7 points and 3.8 rebounds.
- Is the Redhawks second-leading rebounder and top shot blocker (14).

SEMO BASKETBALL

MEDIA INFORMATION

SOUTHERN INDIANA
JANUARY 9

Strategic Communications

The Southeast Missouri Strategic Communications Office is always willing to assist the media with their coverage of Redhawk basketball. All media and credential requests should be made to Associate Director of Athletics Jeff Honza. Should you need any information, feel free to call anytime, day or night. Honza can be reached at (573) 651-2933 (work) or (618) 528-1145 (mobile).

In-Season Interview Policy

All of Southeast Missouri's basketball student-athletes and coaches will be available to the media throughout the 2024-25 season. Interviews should be arranged through the Southeast Missouri Strategic Communications Office. Interviews with players and coaches will be conducted either before or after practices during the season. Please let the Strategic Communications Office know if you plan to attend practice. Practices are held at either the Show Me Center or Student Recreation Center.

Credentials

Credentials are required for entrance to the Show Me Center. To request season or single-game credentials, please contact Jeff Honza in the Southeast Missouri Strategic Communications Office by phone at (573) 651-2933 or email at redhawk1@me.com/ jhonza@semo.edu. Credentials can be picked up at the NCAA Pass Gate located at the Southeast entrance of the Show Me Center. Southeast Missouri follows the guidelines set forth by the NCAA governing the issuance of credentials. Press credentials will be issued to accredited sports writers of daily and weekly newspapers. Photo passes will be issued to accredited members of the photo media working for newspapers and television stations. All credential requests should come from sports editors, directors or anchors. Spouses, dates and minors will not be permitted on Press Row or in the press areas at the Show Me Center. Any unauthorized use of credentials will result in revocation of credentials issued by Southeast Missouri State University and credential requests will not be honored for future SEMO athletic events.

Press Row

Media will be assigned seats courtside on the north side of the Show Me Center. Press Row is reserved for working media only. Professional decorum is expected at all times. Cheering or outward expression is strictly prohibited.

SEMORedhawks.com

Southeast Missouri's official athletics website is updated daily with information on all 15 sports available. Complete schedules, results, coaches and player bios, and other information can be accessed.

Postgame Interviews

The Southeast Missouri Strategic Communications staff will make requested student-athletes available to the media at the conclusion of each game. Head Coach Brad Korn's first postgame responsibility after meeting with the team is his live radio show. Korn and selected student-athletes will address the media after every game and the opposing head coach will be available upon request. Korn will address any media immediately after his postgame radio obligation with the Redhawks Radio Network.

Photographers/Videographers

Photographers and videographers working the floor level at the Show Me Center are required to shoot from behind the dash lines along the baselines and must sit on the floor in those areas. The Strategic Communications Department may identify other positions off the court where photographers/videographers may work, provided the view is not blocked for fans. At no time may photographers/videographers work directly from behind the official scorer's table and team benches, and in front of any courtside signage. No tripods may be placed on or beside the court and flash photography is strictly prohibited.

Live Stats

StatBroadcast Live is the exclusive live statistics platform of Southeast Missouri basketball. Live stats can be accessed at **Statb.us/I/SEMO**.

Visiting Radio

A courtesy ethernet line is available for official visiting team radio use at the Show Me Center. If additional lines are needed, they must be secured by calling (573) 651-2275 at least one week in advance. space along with ethernet lines and multiple live camera angles will be provided. Contact Jeff Honza for more information.

Press Row Services

The Show Me Center is equipped with wireless internet. A member of the Strategic Communications staff will provide login information. Full statistical packets will be available following each game.

SOUTHERN INDIANA
JANUARY 9

HEAD COACH BRAD KORN

Head Coach
Fifth Year
Southern Illinois, 2004

BRAD KORN

Korn File

Hometown: Plano, Ill.
Birthdate: August 22, 1981
Alma Mater: Southern Illinois, 2004
Education: Bachelor's Marketing (Southern Illinois); Master's in Administrative Studies (Missouri State)
Date Hired: March 23, 2020
Family: Wife - Kristin; Daughters - Brielyn, Ashtyn

By the Numbers

- 61 overall wins.
- 34 Ohio Valley Conference victories.
- 19 wins in 2022-23, SEMO's most in a season since 1999-2000.
- 10 OVC wins in 2022-23, SEMO's most in a season since 1999-2000.
- 10 OVC Commissioner's Honor Roll selections.
- 6 OVC Freshman of the Week honorees.
- 5 OVC Players of the Week honorees.
- 5 OVC Newcomers of the Week honorees.
- 2 OVC First-Team selections.
- 2 OVC Second-Team selections.
- 2 OVC All-Tournament Team selections.
- 2 1,000-point scorers.
- 1 OVC Tournament Championship (2022-23).
- 1 NCAA Tournament Appearance (2022-23, First Four).
- 1 OVC Tournament Most Valuable Player.

Career Highlights

- Officially hired as the seventh head coach in Southeast Missouri's NCAA Division I era on March 23, 2020.
- Began his first head coaching job in the middle of a COVID-19 pandemic during the 2020-21 season.
- Brought the national spotlight back on SEMO basketball when his 2022-23 team won the OVC Tournament title and advanced to the NCAA Tournament. It was the program's first OVC Tournament crown and NCAA Tournament appearance in over two decades.
- SEMO became the first #5 seed to ever win the OVC Tournament after winning four games in four days during the 2022-23 campaign. Along the way, the Redhawks knocked off the tourney's top two seeds in #1 Morehead State and #2 Tennessee Tech to claim the title.
- The Redhawks faced Texas A&M-Corpus Christi in the NCAA First Four on Mar. 14, 2023. SEMO's 2022-23 season ended with a close 75-71 loss in that game.
- SEMO snapped a streak of eight-straight losing seasons with its 19-17 record during 2022-23.
- It was the first time the Redhawks had both winning overall and OVC records in a season since 2004-05.
- The historic 2022-23 season received unprecedented media attention. Brad Korn and and Chris Harris were featured in a live interview with Inside College Basketball studio hosts Clark Kellogg, Seth Davis, Greg Gumbel and Jay Wright on Selection Sunday prior to the Atlantic 10 Championship game.
- Became just the second head coach in SEMO basketball history to lead his team to back-to-back trips to the OVC Tournament semifinals (2021-22, 2022-23).
- The OVC Tournament semifinal appearance in 2021-22 was SEMO's first in 17 years.
- Academically, Korn's 2023-24 team completed the academic year with a 3.09 grade point average helping lift SEMO Athletics to a department record 3.44 spring GPA.

Coaching Experience

- 2004-06 - Graduate Assistant, Southern Illinois
- 2006-12 - Assistant Coach, Southern Illinois
- 2012-13 - Director of Operations, Kansas State
- 2013-16 - Assistant Coach, Missouri State
- 2016-20 - Assistant Coach, Kansas State
- 2020-present - Head Coach, Southeast Missouri

Previous Experience

- Korn spent five years at Big 12 Conference member Kansas State working four seasons as an assistant coach and one as the program's Director of Operations.
- In his final four years back at K-State after returning following a three-year stint at Missouri State, Korn helped the Wildcats to 82 wins and three-straight NCAA Tournaments.
- K-State posted consecutive 25-win campaigns for the first time in school history (2017-18, 2018-19).
- Spent one season on Bruce Weber's inaugural staff at K-State as Director of Operations, helping lead the Wildcats to a 27-8 record and their first-ever Big 12 regular-season title in 2012-13.
- Overall, Korn has 19 years of Division I coaching experience.
- Returned to Manhattan, Kansas in May, 2016 after three seasons at Missouri State, where he was an assistant coach under Paul Lusk.
- Before his first stint at K-State, Korn spent eight years at his alma mater, Southern Illinois, including his final six seasons as a full-time

SEMO BASKETBALL

HEAD COACH BRAD KORN

SOUTHERN INDIANA
JANUARY 9

assistant under Chris Lowery.

- During his time at SIU, Korn helped lead the Salukis to a 145-116 record, four postseason appearances, two Missouri Valley Conference championships and one State Farm Missouri Valley Tournament title. The 2006-07 SIU team advanced to the Sweet 16 with Korn on the coaching staff.

Playing Experience

- Korn helped the Salukis through one of their greatest periods of success from 1999 to 2004.
- The squad went from 16 wins his redshirt-freshman season to three consecutive NCAA Tournament appearances under head coaches Bruce Weber and Matt Painter.
- He was part of three Missouri Valley Conference regular-season championships.
- The 6-foot-9 forward saw action in 121 games in his career, averaging 5.2 points and 2.3 rebounds in 14.5 minutes per game.
- As a senior, Korn averaged 9.7 points on 41 percent shooting with four rebounds and 1.9 assists in helping lead SIU to 25 wins and a 17-1 mark in MVC play.
- He was named to the MVC's Most Improved Team.

KORN YEAR-BY-YEAR

Year	School	Assignment	Record	Conf./Fin.	Postseason
2004-05	Southern Illinois	Graduate Asst.	27-8	15-3/1st	NCAA Second Round
2005-06	Southern Illinois	Graduate Asst.	22-11	12-6/2nd	NCAA First Round
2006-07	Southern Illinois	Assistant Coach	29-7	15-3/1st	NCAA Sweet 16
2007-08	Southern Illinois	Assistant Coach	18-15	11-7/3rd	NIT Second Round
2008-09	Southern Illinois	Assistant Coach	13-18	8-10/5th	-
2009-10	Southern Illinois	Assistant Coach	15-15	6-12/9th	-
2010-11	Southern Illinois	Assistant Coach	13-19	5-13/8th	-
2011-12	Southern Illinois	Assistant Coach	8-23	6-13/9th	-
2012-13	Kansas State	Dir. of Operations	27-8	14-4/1st	NCAA Second Round
2013-14	Missouri State	Assistant Coach	20-13	9-9/4th	CIT Tournament
2014-15	Missouri State	Assistant Coach	11-20	5-13/8th	-
2015-16	Missouri State	Assistant Coach	13-19	8-10/7th	-
2016-17	Kansas State	Assistant Coach	21-14	8-10/6th	NCAA First Round
2017-18	Kansas State	Assistant Coach	25-12	10-8/4th	NCAA Elite Eight
2018-19	Kansas State	Assistant Coach	25-9	14-4/1st	NCAA First Round
2019-20	Kansas State	Assistant Coach	11-21	3-15/10th	-
2020-21	Southeast Missouri	Head Coach	11-16	9-11/7th	-
2021-22	Southeast Missouri	Head Coach	14-18	8-9/4th	-
2022-23	Southeast Missouri	Head Coach	19-17	10-8/5th	OVC Tournament Champs NCAA First Four
2023-24	Southeast Missouri	Head Coach	9-22	4-14/10th	-
2024-25	Southeast Missouri	Head Coach	8-7	3-1	

Overall Record: 61-80
Record at SEMO: 61-80, 34-43 Ohio Valley Conference (5 years)
Record as College Assistant: 222-205
Record as Grad Assistant: 49-19

SOUTHERN INDIANA
JANUARY 9

ASSISTANT COACHES

Third Year
Eastern Illinois, 2004

ASSOCIATE HEAD COACH

J.R. REYNOLDS

- In his third year at Southeast Missouri.
- Spent his first two seasons as an assistant coach before being promoted to associate head coach on Sept. 9, 2024.
- Worked five years as an assistant coach at Miami (Ohio) and four seasons as an assistant at his alma mater, Eastern Illinois.
- Was a graduate assistant at Purdue, as well and began his coaching career at Southern Illinois College.

Second Year
Missouri Baptist, 2013

ASSISTANT COACH

LADON CHAMPAGNIE

- Enters his second year as a full-time assistant coach.
- Initially joined the Southeast Missouri staff as Director of Operations, where he spent two years.
- Worked five years as head boys basketball coach at Bishop DuBourg High School.
- Began his basketball coaching career at Westminster Christian Academy, where he spent four years.



Second Year
Greenville College, 2016

ASSISTANT COACH/OPERATIONS

RYAN STROHM

- Starts his second year at Southeast Missouri.
- Was elevated to assistant coach/operations on Sept. 9, 2024.
- Oversees team budgets, coordinates travel plans for away games and supervises managers, while providing support to academic programs and other areas in addition to his coaching duties.
- Coached at Huntington for three years before joining the SEMO staff.

First Year
Purdue, 2013

ASSISTANT COACH

DJ BYRD

- Newest addition to Southeast Missouri's coaching staff.
- Starts his first year at SEMO following a brief stint at Barry University and five years at Mercer University.
- Worked as a graduate assistant at Purdue, where he was a standout player.
- Saw action in 130 career games and scored 890 points helping lead Purdue to three NCAA Tournaments (2010, 2011, 2012).
- Was the Big Ten Conference Sixth Man of the Year in 2012.

2024-25 ROSTER

SOUTHERN INDIANA
JANUARY 9



Numerical

No.	Name	Pos.	Ht.	Wt.	Cl.	Hometown/High School/College
1	Rob Martin	G	5-10	170	Jr.	St. Louis, Mo./Christian Brothers/Indiana State
2	BJ Ward	G	6-0	195	So.	St. Louis, Mo./Chaminade College Prep School
3	Damarion Walkup	G	6-3	195	So.	Bowling Green, Ky./Warren Central/Olney Central College
4	Troy Cole, Jr.	G	6-5	200	Jr.	Donaldsonville, La./Donaldsonville/Highland CC
5	TJ Biel	G	6-7	205	Sr.	Calgary, Alberta, Canada/Edge School/Triton College
10	Teddy Washington, Jr.	G	6-2	175	Sr.	Blytheville, Ark./Blytheville/Texas A&M-Corpus Christi
15	Brendan Terry	F	6-7	215	Jr.	Santa Monica, Calif./Crossroads/Pensacola State College
18	David Idada	C	7-0	265	Jr.	Barendrecht, Netherlands/Golden State Prep
22	Saxton Hoepker	F	6-8	215	Jr.	Nashville, Ill./Nashville/Southwestern Illinois College
25	Jay Reynolds	G	6-4	190	Fr.	Cape Girardeau, Mo./Central H.S.
30	Elliot Lowndes	F	7-0	220	Jr.	Carbondale, Ill./Cobden/John A. Logan College
35	Mason Hanback	C	7-0	255	Jr.	Jackson, Tenn./Tennessee Prep
44	Braxton Stacker	G	6-5	205	Jr.	Fairview Heights, Ill./Cardinal Ritter/Murray State
55	Marques Bell	G	6-3	185	So.	Kansas City, Mo./Park Hill H.S.

Alphabetical

No.	Name	Pos.	Ht.	Wt.	Cl.	Hometown/High School/College
55	Marques Bell	G	6-3	185	So.	Kansas City, Mo./Park Hill H.S.
5	TJ Biel	G	6-7	205	Sr.	Calgary, Alberta, Canada/Edge School/Triton College
4	Troy Cole, Jr.	G	6-5	200	Jr.	Donaldsonville, La./Donaldsonville/Highland CC
35	Mason Hanback	C	7-0	255	Jr.	Jackson, Tenn./Tennessee Prep
22	Saxton Hoepker	F	6-8	215	Jr.	Nashville, Ill./Nashville/Southwestern Illinois College
18	David Idada	C	7-0	265	Jr.	Barendrecht, Netherlands/Golden State Prep
30	Elliot Lowndes	F	7-0	220	Jr.	Carbondale, Ill./Cobden/John A. Logan College
1	Rob Martin	G	5-10	170	Jr.	St. Louis, Mo./Christian Brothers/Indiana State
25	Jay Reynolds	G	6-4	190	Fr.	Cape Girardeau, Mo./Central H.S.
44	Braxton Stacker	G	6-5	205	Jr.	Fairview Heights, Ill./Cardinal Ritter/Murray State
15	Brendan Terry	F	6-7	215	Jr.	Santa Monica, Calif./Crossroads/Pensacola State College
3	Damarion Walkup	G	6-3	195	So.	Bowling Green, Ky./Warren Central/Olney Central College
2	BJ Ward	G	6-0	195	So.	St. Louis, Mo./Chaminade College Prep School
10	Teddy Washington, Jr.	G	6-2	175	Sr.	Blytheville, Ark./Blytheville/Texas A&M-Corpus Christi

Head Coach: Brad Korn (Fifth Year)
Associate Head Coach: J.R. Reynolds (Third Year)
Assistant Coaches: LaDon Champagnie (Second Year), Ryan Strohm (Second Year), DJ Byrd (First Year)
Graduate Assistant: Sam Bledsoe **Managers:** Brett Hassel, Connor Cameron, Mason Oliver, Steven Creaghan

Breakdown by Class

Total Squad Members	14
Seniors	2
Juniors	8
Sophomores	3
Freshmen	1

Geographical

Arkansas	1
California	1
Canada	1
Illinois	3
Kentucky	1
Louisiana	1
Missouri	4
Netherlands	1
Tennessee	1

By Position

Center	2
Forward	3
Guard	9

Pronunciations

Marqueas Bell	mar-KEZ
TJ Biel	beel
Mason Hanback	hand-back
Saxton Hoepker	HEP-kerr
David Idada	EE-dah-dah
Ellot Lowndes	lownds (like mounds)

SOUTHERN INDIANA
JANUARY 9

2024-25 RADIO/TV ROSTER

1 | **Rob Martin**
G / 5-10 / 170 / Jr.
St. Louis, Mo.

2 | **BJ Ward**
G / 6-0 / 195 / So.
St. Louis, Mo.

3 | **Damarion Walkup**
G / 6-3 / 195 / So.
Bowling Green, Ky.

4 | **Troy Cole, Jr.**
G / 6-5 / 200 / Jr.
Donaldsonville, La.

5 | **TJ Biel**
G / 6-7 / 205 / Sr.
Calgary, Alberta

10 | **Teddy Washington, Jr.**
G / 6-2 / 175 / Jr.
Blytheville, Ark.

15 | **Brendan Terry**
F / 6-7 / 215 / Jr.
Santa Monica, Calif.



18 | **David Idada**
C / 7-0 / 265 / Jr.
Barendrecht, Netherlands



22 | **Saxton Hoepker**
F / 6-8 / 215 / Jr.
Nashville, Ill.

25 | **Jay Reynolds**
G / 6-4 / 190 / Fr.
Cape Girardeau, Mo.

30 | **Elliot Lowndes**
F / 7-0 / 220 / Jr.
Carbondale, Ill.



35 | **Mason Hanback**
C / 7-0 / 255 / Jr.
Jackson, Tenn.

44 | **Braxton Stacker**
G / 6-5 / 205 / Jr.
Fairview Heights, Ill.

55 | **Marqueas Bell**
G / 6-3 / 185 / So.
Kansas City, Mo.

Brad Korn
Head Coach
Fifth Year

J.R. Reynolds
Associate Head Coach
Third Year



LaDon Champagnie
Assistant Coach
Second Year



Ryan Strohm
Assistant Coach/Operations
Second Year



DJ Byrd
Assistant Coach
First Year

Sam Bledsoe
Graduate Assistant
First Year



Brett Hassell
Manager

Connor Cameron
Manager

Mason Oliver
Manager

Steven Creaghan
Manager

SEMO BASKETBALL

2024-25 OVERALL STATISTICS

SOUTHERN INDIANA
JANUARY 9

Game Records

Record	Overall	Home	Away	Neutral
ALL GAMES	8-7	6-1	2-5	0-1
CONFERENCE	3-1	2-0	1-1	0-0
NON-CONFERENCE	5-6	4-1	1-4	0-1

Score by Periods

Team	1st	2nd	OT	TOT
Southeast Mo. St.	554	550	11	1115
Opponents	479	529	7	1015

Team Box Score

No.	Player				Total		3-Point		F-Throw		Rebounds											
		GP-GS	MIN	AVG	FG-FGA	FG%	3FG-3FGA	3FG%	FT-FTA	FT%	OFF	DEF	TOT	AVG	PF	DQ	A	TO	BLK	STL	PTS	AVG
10	WASHINGTON, JR., Teddy	14-14	441:08	31.5	84-203	.414	34-102	.333	28-35	.800	10	79	89	6.4	24	1	36	28	6	24	230	16.4
1	MARTIN, Rob	15-15	425:54	28.4	59-149	.396	13-43	.302	21-27	.778	8	32	40	2.7	33	1	55	21	3	11	152	10.1
2	WARD, BJ	15-14	443:24	29.6	50-129	.388	22-65	.338	21-22	.955	8	31	39	2.6	28	2	48	23	1	15	143	9.5
15	TERRY, Brendan	15-15	303:45	20.3	56-78	.718	0-0	.000	24-41	.585	22	35	57	3.8	41	1	17	24	9	24	136	9.1
44	STACKER, Braxton	9-1	164:33	18.3	28-64	.438	11-30	.367	14-18	.778	6	15	21	2.3	10	0	11	5	8	4	81	9.0
4	COLE, JR., Troy	15-4	264:24	17.6	38-82	.463	9-33	.273	16-26	.615	9	36	45	3.0	29	1	4	15	2	11	101	6.7
3	WALKUP, Damarion	14-0	227:50	16.3	25-72	.347	16-50	.320	11-13	.846	9	23	32	2.3	14	0	10	11	2	9	77	5.5
30	LOWNDES, Elliot	15-11	189:39	12.6	26-43	.605	0-7	.000	3-7	.429	12	45	57	3.8	32	0	8	7	14	6	55	3.7
55	BELL, Marqueas	13-0	143:03	11.0	18-38	.474	2-5	.400	6-8	.750	6	28	34	2.6	17	1	9	9	1	4	44	3.4
5	BIEL, TJ	14-1	175:01	12.5	14-39	.359	7-22	.318	11-17	.647	10	27	37	2.6	16	0	5	8	4	4	46	3.3
18	IDADA, David	15-0	140:01	9.3	15-23	.652	0-0	.000	4-16	.250	19	18	37	2.5	19	1	2	8	3	5	34	2.3
35	HANBACK, Mason	9-0	49:33	5.5	5-8	.625	0-0	.000	1-2	.500	5	6	11	1.2	11	0	3	1	0	1	11	1.2
22	HOEPKER, Saxton	8-0	56:46	7.1	2-11	.182	0-4	.000	1-2	.500	6	8	14	1.8	5	0	2	0	1	4	5	0.6
Team											13	13	26					5				
Total		**15**	**3025**		**420-939**	**.447**	**114-361**	**.316**	**161-234**	**.688**	**143**	**396**	**539**	**35.9**	**279**	**8**	**210**	**165**	**54**	**122**	**1115**	**74.3**
Opponents		**15**	**3025**		**343-855**	**.401**	**84-318**	**.264**	**245-342**	**.716**	**145**	**393**	**538**	**35.9**	**227**	**2**	**144**	**209**	**43**	**93**	**1015**	**67.7**

Team Statistics

	SEMO	OPP
Scoring	**1115**	**1015**
Points per game	74.3	67.7
Scoring margin	+6.7	-
Field goals-att	**420-939**	**343-855**
Field goal pct	.447	.401
3 point fg-att	**114-361**	**84-318**
3-point FG pct	.316	.264
3-pt FG made per game	7.6	5.6
Free throws-att	**161-234**	**245-342**
Free throw pct	.688	.716
F-Throws made per game	10.7	16.3
Rebounds	**539**	**538**
Rebounds per game	35.9	35.9
Rebounding margin	+0.1	-
Assists	**210**	**144**
Assists per game	14.0	9.6
Turnovers	**165**	**209**
Turnovers per game	11.0	13.9
Turnover margin	+2.9	-
Assist/turnover ratio	1.3	0.7
Steals	**122**	**93**
Steals per game	8.1	6.2
Blocks	**54**	**43**
Blocks per game	3.6	2.9
Winning streak	**0**	**-**
Home win streak	5	-
Attendance	**5490**	**20635**
Home games-Avg/Game	7-784	7-2948
Neutral site-Avg/Game	-	1-125

Team Results

Date	Opponent		Score	Att.
11/04/2024	at Bradley	L	60-88	5014
11/10/2024	at Vanderbilt	L	76-85	5700
11/13/2024	Crowley's Ridge	W	93-38	745
11/17/2024	Chattanooga	L	82-87	580
11/21/2024	at Central Ark.	Wot	77-73	1311
11/22/2024	vs UNC Asheville	L	64-72	125
11/30/2024	Kansas City	W	80-59	890
12/05/2024	at Lipscomb	L	60-78	2123
12/08/2024	at Murray St.	L	53-73	4795
12/15/2024	St. Mary-Woods	W	93-56	630
12/19/2024	Eastern Ill.	W	79-72	840
12/21/2024	SIUE	W	80-64	1123
12/29/2024	Westminster (MO)	W	88-39	682
01/02/2025	at Tennessee St.	W	67-65	352
01/04/2025	at UT Martin	L	63-66	1340

SOUTHERN INDIANA
JANUARY 9

2024-25 OVC STATISTICS

Game Records

Record	Overall	Home	Away	Neutral
ALL GAMES	3-1	2-0	1-1	0-0
CONFERENCE	3-1	2-0	1-1	0-0
NON-CONFERENCE	0-0	0-0	0-0	0-0

Score by Periods

Team	1st	2nd	OT	TOT
Southeast Mo. St.	137	152	0	289
Opponents	132	135	0	267

Team Box Score

No.	Player				Total		3-Point		F-Throw		Rebounds											
		GP-GS	MIN	AVG	FG-FGA	FG%	3FG-3FGA	3FG%	FT-FTA	FT%	OFF	DEF	TOT	AVG	PF	DQ	A	TO	BLK	STL	PTS	AVG
10	WASHINGTON, JR., Teddy	4-4	142:46	35.7	22-53	.415	12-30	.400	15-18	.833	3	25	28	7.0	5	0	8	9	3	10	71	17.8
15	TERRY, Brendan	4-4	108:22	27.1	20-27	.741	0-0	.000	7-15	.467	7	11	18	4.5	13	0	7	5	5	5	47	11.8
44	STACKER, Braxton	4-0	86:18	21.6	12-25	.480	6-11	.545	8-8	1.000	3	4	7	1.8	4	0	4	1	7	0	38	9.5
2	WARD, BJ	4-4	130:01	32.5	9-30	.300	5-18	.278	11-12	.917	2	9	11	2.8	3	0	14	5	1	3	34	8.5
1	MARTIN, Rob	4-4	112:36	28.2	10-33	.303	5-14	.357	4-5	.800	2	6	8	2.0	12	0	17	9	1	5	29	7.3
4	COLE, JR., Troy	4-0	75:57	19.0	9-20	.450	4-10	.400	4-6	.667	3	14	17	4.3	9	0	1	2	1	0	26	6.5
30	LOWNDES, Elliot	4-4	41:38	10.4	11-13	.846	0-0	.000	0-0	.000	3	9	12	3.0	11	0	2	4	1	1	22	5.5
18	IDADA, David	4-0	40:40	10.2	5-7	.714	0-0	.000	4-10	.400	7	5	12	3.0	9	0	0	2	0	3	14	3.5
55	BELL, Marqueas	4-0	24:35	6.1	3-7	.429	0-0	.000	0-1	.000	1	4	5	1.3	3	0	1	1	0	1	6	1.5
3	WALKUP, Damarion	3-0	24:15	8.1	1-6	.167	0-2	.000	0-0	.000	2	2	4	1.3	2	0	1	1	0	1	2	0.7
35	HANBACK, Mason	1-0	03:56	3.9	0-0	.000	0-0	.000	0-0	.000	0	0	0	0.0	0	0	0	1	0	0	0	0.0
5	BIEL, TJ	3-0	08:56	3.0	0-2	.000	0-1	.000	0-0	.000	2	1	3	1.0	4	0	0	2	0	0	0	0.0
Team											1	3	4					2				
Total		**4**	**800**		**102-223**	**.457**	**32-86**	**.372**	**53-75**	**.707**	**36**	**93**	**129**	**32.3**	**75**	**0**	**55**	**44**	**19**	**29**	**289**	**72.3**
Opponents		**4**	**800**		**91-212**	**.429**	**21-69**	**.304**	**64-89**	**.719**	**36**	**93**	**129**	**32.3**	**70**	**0**	**35**	**50**	**11**	**24**	**267**	**66.8**

Team Statistics

	SEMO	OPP
Scoring	**289**	**267**
Points per game	72.3	66.8
Scoring margin	+5.5	-
Field goals-att	**102-223**	**91-212**
Field goal pct	.457	.429
3 point fg-att	**32-86**	**21-69**
3-point FG pct	.372	.304
3-pt FG made per game	8.0	5.3
Free throws-att	**53-75**	**64-89**
Free throw pct	.707	.719
F-Throws made per game	13.3	16.0
Rebounds	**129**	**129**
Rebounds per game	32.3	32.3
Rebounding margin	0.0	-
Assists	**55**	**35**
Assists per game	13.8	8.8
Turnovers	**44**	**50**
Turnovers per game	11.0	12.5
Turnover margin	+1.5	-
Assist/turnover ratio	1.3	0.7
Steals	**29**	**24**
Steals per game	7.3	6.0
Blocks	**19**	**11**
Blocks per game	4.8	2.8
Winning streak	**0**	**-**
Home win streak	2	-
Attendance	**1963**	**1692**
Home games-Avg/Game	2-982	2-846
Neutral site-Avg/Game	-	0-0

Team Results

Date	Opponent		Score	Att.
12/19/2024	Eastern Ill.	W	79-72	840
12/21/2024	SIUE	W	80-64	1123
01/02/2025	at Tennessee St.	W	67-65	352
01/04/2025	at UT Martin	L	63-66	1340

2024-25 STATISTICS

SOUTHERN INDIANA
JANUARY 9

Comparison Game-by-Game (SEMO/Opponent)

Opponent	1st	2nd	Score	Mar	Total FG	FG Pct	3-Pointers	3FG Pct	Free Throws	FT Pct	Rebounds (Mar)	Assist	T/Over	Block	Steal	Fouls
Bradley	29/46	31/42	60-88	(28)	24-57/30-54	.421/.556	6-23/10-23	.261/.435	6-10/18-25	.600/.720	27/36 (9)	8/15	17/16	2/3	11/10	20/10
Vanderbilt	38/40	38/45	76-85	(9)	28-63/25-65	.444/.385	12-25/3-25	.480/.120	8-13/32-41	.615/.780	32/53 (21)	18/10	8/9	3/6	3/7	31/18
Crowley's Ridge Coll.	47/17	46/21	93-38	+55	37-76/16-59	.487/.271	11-35/3-23	.314/.130	8-10/3-5	.800/.600	50/28 +22	22/9	9/18	5/1	10/7	8/12
Chattanooga	45/45	37/42	82-87	(5)	33-70/28-58	.471/.483	6-26/9-26	.231/.346	10-17/22-31	.588/.710	31/38 (7)	13/12	8/15	3/2	9/2	24/15
Central Arkansas	34/34	32/32	77-73	+4	27-68/24-62	.397/.387	12-35/3-21	.343/.143	11-17/22-32	.647/.688	42/43 (1)	11/8	13/13	2/2	5/11	22/17
UNC Asheville	27/30	37/42	64-72	-8	22-63/24-59	.349/.407	5-19/4-17	.235/.263	15-21/20-29	.714/.690	37/46 (9)	7/10	7/9	2/4	4/5	21/19
Kansas City	40/21	40/38	80-59	+21	30-66/17-57	.455/.298	8-26/5-27	.308/.185	12-18/20-23	.667/.870	39/33 +6	15/7	12/19	3/4	14/3	18/14
Lipscomb	28/37	32/41	60-78	(18)	25-60/29-60	.417/.483	5-14/10-25	.357/.400	5-8/10-16	.625/.625	33/37 (4)	9/21	15/11	3/6	8/8	16/12
Murray State	33/33	20/40	53-73	(20)	21-52/26-54	.404/.481	4-13/9-18	.308/.500	7-11/12-20	.636/.600	25/40 (15)	8/10	11/12	2/2	2/5	19/15
St. Mary of the Woods	48/28	45/28	93-56	+37	36-73/19-57	.493/.333	5-30/5-26	.167/.192	16-21/13-20	.762/.650	47/27 +20	20/5	12/18	3/0	14/8	15/15
Eastern Illinois	38/35	41/37	79-72	+7	27-48/23-56	.563/.411	10-22/5-14	.455/.357	15-20/21-29	.750/.724	24/34 (10)	18/6	13/12	6/2	4/8	21/20
SIU Edwardsville	45/37	35/27	80-64	+16	30-62/23-54	.484/.426	7-19/6-22	.368/.273	13-15/12-17	.867/.706	37/22 +15	14/10	7/5	3/3	4/3	18/15
Westminster	48/16	40/23	88-39	+49	35-68/14-58	.515/.241	8-29/2-18	.276/.111	10-13/9-11	.769/.818	47/28 +19	24/2	9/19	7/2	13/3	10/10
Tennessee State	31/27	36/38	67-65	+2	22-54/25-53	.407/.472	5-19/3-12	.263/.250	18-27/12-22	.667/.545	33/38 (5)	11/8	14/19	2/3	14/5	21/20
UT Martin	23/33	40/33	63-66	(3)	23-59/20-49	.390/.408	10-26/7-21	.385/.333	7-13/19-21	.538/.905	35/35 -	12/11	10/14	8/3	7/8	15/15
Southern Indiana																
Morehead State																
Little Rock																
Tennessee Tech																
Lindenwood																
Western Illinois																
UT Martin																
Tennessee State																
Morehead State																
Southern Indiana																
Little Rock																
Tennessee Tech																
Western Illinois																
Lindenwood																
SIU Edwardsville																
Eastern Illinois																

Points in the Paint, Second Chance Points, Points Off Turnovers, Fastbreak Points, Bench Points

		POINTS IN THE PAINT		2ND CHANCE POINTS		POINTS OFF TURNOVERS		FAST BREAK POINTS		BENCH POINTS	
Opponent	W/L	SEMO	OPP.	SEMO	OPP.	SEMO	OPP.	SEMO	OPP.	SEMO	OPP.
Bradley	L	26	34	9	11	19	25	5	12	37	37
Vanderbilt	L	22	42	0	22	8	12	2	2	16	33
Crowley's Ridge Coll.	W	44	22	13	1	19	9	11	5	46	21
Chattanooga	L	34	34	4	7	17	4	12	9	6	39
Central Arkansas	W	36	22	4	9	14	7	12	12	22	16
UNC Asheville	L	28	34	8	13	8	12	7	8	14	14
Kansas City	W	34	22	10	14	22	8	13	11	30	32
Lipscomb	L	30	32	13	8	13	16	4	10	37	16
Murray State	L	28	30	4	21	13	8	4	3	13	13
St. Mary of the Woods	W	58	20	18	4	22	5	18	8	41	17
Eastern Illinois	W	28	26	0	17	13	17	4	8	17	5
SIU Edwardsville	W	40	28	15	2	6	4	7	0	21	17
Westminster	W	50	14	11	5	22	0	21	6	40	29
Tennessee State	W	28	38	10	10	19	13	8	2	23	33
UT Martin	L	22	22	7	13	11	8	5	8	25	15
Southern Indiana											
Morehead State											
Little Rock											
Tennessee Tech											
Lindenwood											
Western Illinois											
UT Martin											
Tennessee State											
Morehead State											
Southern Indiana											
Little Rock											
Tennessee Tech											
Western Illinois											
Lindenwood											
SIU Edwardsville											
Eastern Illinois											

SOUTHERN INDIANA
JANUARY 9

2024-25 STATISTICS

Game-by-Game Leaders

Opponent	W/L	Score	Points	Rebounds	Assists	Blocks	Steals
Bradley	L	60-88	Ward - 17	Washington, Jr. - 5	Martin - 3	Terry, Biel - 1	Ward - 3
Vanderbilt	L	76-85	Ward - 22	Biel - 6	Ward - 5	Terry, Washington, Biel - 1	Washington, Jr. - 2
Crowley's Ridge Coll.	W	93-38	Walkup - 23	Ward, Washington, Jr. - 10	Martin, Ward - 7	Lowndes - 2	Terry - 3
Chattanooga	L	82-87	Martin - 29	Washington, Jr. - 10	Washington, Jr. - 4	Lowndes - 2	Washington, Jr. - 3
Central Arkansas	W	77-73 OT	Ward, Washington - 19	Lowndes, Washington - 8	Four tied - 2	Walkup, Biel - 1	Terry - 2
UNC Asheville	L	64-72	Washington, Jr. - 15	Terry - 8	Washington, Jr. - 3	Martin, Lowndes - 1	Washington, Jr. - 2
Kansas City	W	80-59	Washington, Jr. - 28	Terry, Ward - 6	Martin - 4	Lowndes - 2	Ward - 3
Lipscomb	L	60-78	Cole, Jr. - 10	Cole, Jr. - 6	Ward - 3	Idada - 2	Terry - 3
Murray State	L	53-73	Washington, Terry, 12	Terry - 6	Martin - 5	Lowndes, Martin - 1	Martin, Cole, Jr. - 1
St. Mary of the Woods	W	93-56	Terry - 17	Terry - 4	Washington, Jr. - 7	Three tied with - 1	Terry, Stacker - 3
Eastern Illinois	W	79-72	Washington, Jr. - 28	Washington, Jr. - 10	Martin - 9	Terry - 3	Terry - 2
SIU Edwardsville	W	80-64	Ward - 18	Terry - 8	Ward - 4	Stacker - 3	Washington, Jr. - 2
Westminster	W	88-39	Martin - 17	Martin, Lowndes - 7	Bell, Ward, Martin - 4	Lowndes - 4	Walkup, Terry - 3
Tennessee State	W	67-65	Washington, Jr. - 11	Ward, Idada - 5	Terry - 5	Lownds, Washington, Jr. - 1	Washington, Jr. - 7
UT Martin	L	63-66	Stacker, 22	Washington, Jr. - 9	Ward - 4	Stacker - 4	Ward, Idada - 2
Southern Indiana							
Morehead State							
Little Rock							
Tennessee Tech							
Lindenwood							
Western Illinois							
UT Martin							
Tennessee State							
Morehead State							
Southern Indiana							
Little Rock							
Tennessee Tech							
Western Illinois							
Lindenwood							
SIU Edwardsville							
Eastern Illinois							

2024-25 STATISTICS

SOUTHERN INDIANA
JANUARY 9

Game-by-Game Starters

Opponent	W/L	Score	Guard	Guard	uard/Forward+	Guard/Forward	Forward/Center	First Man Off the Bench
Bradley	L	60-88	Martin	Biel	Cole, Jr.	Washington, Jr., G	Terry, F	Ward, 17 pts., 3 steals, 21 min.
Vanderbilt	L	76-85	Martin	Ward	Cole, Jr.	Washington, Jr., G	Terry, F	Lowndes, 2 pts., 2 reb., 10 min.
Crowley's Ridge Coll.	W	93-38	Martin	Ward	Cole, Jr.	Washington, Jr., G	Terry, F	Lowndes, 7 pts., 3 reb., 14 min.
Chattanooga	L	82-87	Martin	Ward	Cole, Jr.	Washington, Jr., G	Terry, F	Lowndes, 1 pt., 5 reb., 2 blocks, 19 min.
Central Arkansas	W	77-73 OT	Martin	Ward	Lowndes, F	Washington, Jr., G	Terry, F	Biel, 3 pts., 4 reb., 22 min.
UNC Asheville	L	64-72	Martin	Ward	Lowndes, F	Washington, Jr., G	Terry, F	Idada, 1 reb., 9 min.
Kansas City	W	80-59	Martin	Ward	Lowndes, F	Washington, Jr., G	Terry, F	Cole, Jr., 13 pts., 5 reb., 17 min.
Lipscomb	L	60-78	Martin	Ward	Lowndes, F	Washington, Jr., G	Terry, F	Cole, Jr., 10 pts., 6 reb., 18 min.
Murray State	L	53-73	Martin	Ward	Lowndes, F	Washington, Jr., G	Terry, F	Cole, Jr., 5 pts., 1 reb., 24 min.
St. Mary of the Woods	W	93-56	Martin	Ward	Lowndes, F	Washington, Jr., G	Terry, F	Cole, Jr., 14 pts., 3 reb., 13 min.
Eastern Illinois	W	79-72	Martin	Ward	Lowndes, F	Washington, Jr., G	Terry, F	Cole, Jr., 6 pts., 6 reb., 22 min.
SIU Edwardsville	W	80-64	Martin	Ward	Lowndes, F	Washington, Jr., G	Terry, F	Idada, 7 pts., 2 reb., 12 min.
Westminster	W	88-39	Martin	Ward	Lowndes, F	Stacker, G	Terry, F	Bell, 10 pts., 4 reb., 4 assists, 22 min.
Tennessee State	W	67-65	Martin	Ward	Lowndes, F	Washington, Jr., G	Terry, F	Cole, Jr., 9 pts., 4 reb., 17 min.
UT Martin	L	63-66	Martin	Ward	Lowndes, F	Washington, Jr., G	Terry, F	Cole, Jr., 3 pts., 4 reb., 16 min.
Southern Indiana								
Morehead State								
Little Rock								
Tennessee Tech								
Lindenwood								
Western Illinois								
UT Martin								
Tennessee State								
Morehead State								
Southern Indiana								
Little Rock								
Tennessee Tech								
Western Illinois								
Lindenwood								
SIU Edwardsville								
Eastern Illinois								

Starting Lineup Combinations

Record	Guard	Guard	Guard/Forward	Guard/Forward	Forward/Center
0-1	Martin	Biel	Cole, Jr.	Washington, Jr., G	Terry, F
1-2	Martin	Ward	Cole, Jr.	Washington, Jr., G	Terry, F
6-4	Martin	Ward	Lowndes, F	Washington, Jr., G	Terry, F
1-0	Martin	Ward	Lowndes, F	Stacker, G	Terry, F

SOUTHERN INDIANA
JANUARY 9

2024-25 STATISTICS

Team Game-by-Game Statistics

	Score	FG-A	Pct.	3FG-A	Pct.	FT-A	Pct.	OFF	DEF	Total	F	A	TO	B	S
Southeast Missouri	**L, 60-88**	**24-57**	**.421**	**6-23**	**.261**	**6-10**	**.600**	**9**	**18**	**27**	**20**	**8**	**17**	**2**	**11**
Bradley		30-54	.556	10-23	.435	18-25	.720	10	26	36	10	15	16	3	10
Southeast Missouri	**L, 76-85**	**28-63**	**.444**	**12-25**	**.480**	**8-13**	**.615**	**4**	**28**	**32**	**31**	**18**	**8**	**3**	**3**
Vanderbilt		25-65	.385	3-25	.120	32-41	.780	20	33	53	18	10	9	6	7
Southeast Missouri	**W, 93-38**	**37-76**	**.487**	**11-35**	**.314**	**8-10**	**.800**	**13**	**37**	**50**	**8**	**22**	**9**	**5**	**10**
Crowley's Ridge College		16-59	.271	3-23	.130	3-5	.600	4	24	28	12	9	18	1	7
Southeast Missouri	**L, 82-87**	**33-70**	**.471**	**6-26**	**.231**	**10-17**	**.588**	**7**	**24**	**31**	**24**	**13**	**8**	**3**	**9**
Chattanooga		28-58	.483	9-26	.346	22-31	.710	7	31	38	15	12	15	2	2
Southeast Missouri	**W, 77-73 OT**	**27-68**	**.397**	**12-35**	**.343**	**11-17**	**.647**	**11**	**31**	**42**	**22**	**11**	**13**	**2**	**5**
Central Arkansas		24-62	.387	3-24	.143	22-32	.688	11	32	43	17	8	13	2	11
Southeast Missouri	**L, 64-72**	**22-63**	**.349**	**5-19**	**.263**	**15-21**	**.714**	**11**	**26**	**37**	**21**	**7**	**7**	**2**	**4**
UNC Asheville		24-59	.407	4-17	.235	20-29	.690	13	33	46	19	10	9	4	5
Southeast Missouri	**W, 80-59**	**30-66**	**.455**	**8-26**	**.308**	**12-18**	**.667**	**11**	**28**	**39**	**18**	**15**	**12**	**3**	**14**
Kansas City		17-57	.298	5-27	.185	20-23	.870	8	25	33	14	7	19	4	3
Southeast Missouri	**L, 60-78**	**25-60**	**.417**	**5-14**	**.357**	**5-8**	**.625**	**9**	**24**	**33**	**16**	**9**	**15**	**3**	**8**
Lipscomb		29-60	.483	10-25	.400	10-16	.625	10	27	37	12	21	11	6	8
Southeast Missouri	**L, 53-73**	**21-52**	**.404**	**4-13**	**.308**	**7-11**	**.636**	**7**	**18**	**25**	**19**	**8**	**11**	**2**	**2**
Murray State		26-54	.481	9-18	.500	12-20	.600	14	26	40	15	10	12	2	5
Southeast Missouri	**W, 93-56**	**35-73**	**.493**	**5-30**	**.167**	**16-21**	**.762**	**14**	**33**	**47**	**15**	**20**	**12**	**3**	**14**
St. Mary of the Woods		19-57	.333	5-26	.192	13-20	.450	5	22	27	15	5	18	0	8
Southeast Missouri	**W, 79-72**	**27-48**	**.563**	**10-22**	**.455**	**15-20**	**.750**	**5**	**19**	**24**	**21**	**18**	**13**	**6**	**4**
Eastern Illinois		23-56	.411	5-14	.357	21-29	.724	17	17	34	20	6	12	2	8
Southeast Missouri	**W, 80-64**	**30-62**	**.484**	**7-19**	**.368**	**13-15**	**.867**	**8**	**29**	**37**	**18**	**14**	**7**	**3**	**4**
SIU Edwardsville		23-54	.426	6-22	.273	12-17	.706	0	22	22	15	10	5	3	3
Southeast Missouri	**W, 88-39**	**35-68**	**.515**	**8-29**	**.276**	**10-13**	**.769**	**11**	**36**	**47**	**10**	**24**	**9**	**7**	**13**
Westminster		14-58	.241	2-18	.111	9-11	.818	7	21	28	10	2	19	2	3
Southeast Missouri	**W, 67-65**	**22-54**	**.407**	**5-19**	**.263**	**18-27**	**.667**	**8**	**25**	**33**	**21**	**11**	**14**	**2**	**14**
Tennessee State		25-53	.472	3-12	.250	12-22	.545	9	29	38	20	8	19	3	5
Southeast Missouri	**L, 63-66**	**23-59**	**.390**	**10-26**	**.385**	**7-13**	**.538**	**15**	**20**	**35**	**15**	**12**	**10**	**8**	**7**
UT Martin		20-49	.408	7-21	.333	19-21	.905	10	25	35	15	11	14	3	8
Southeast Missouri															
Southern Indiana															
Southeast Missouri															
Morehead State															
Southeast Missouri															
Little Rock															
Southeast Missouri															
Tennessee Tech															
Southeast Missouri															
Lindenwood															
Southeast Missouri															
Western Illinois															
Southeast Missouri															
UT Martin															
Southeast Missouri															
Tennessee State															
Southeast Missouri															
Morehead State															
Southeast Missouri															
Southern Indiana															
Southeast Missouri															
Little Rock															
Southeast Missouri															
Tennessee Tech															
Southeast Missouri															
Western Illinois															
Southeast Missouri															
Lindenwood															
Southeast Missouri															
SIU Edwardsville															
Southeast Missouri															
Eastern Illinois															

2024-25 STATISTICS

SOUTHERN INDIANA
JANUARY 9

2024-25 Game-by-Game Leaders Summary (# of Games)+

Points
Teddy Washington, Jr. 6
BJ Ward 4
Brendan Terry 2
Rob Martin 2
Damarion Walkup 1
Troy Cole, Jr. 1
Braxton Stacker 1

Rebounds
Teddy Washington, Jr. 6
Brendan Terry 4
BJ Ward 3
Elliot Lowndes 2
Rob Martin 2
TJ Biel 1
Troy Cole, Jr. 1
David Idada 1

Assists
Rob Martin 8
BJ Ward 8
Teddy Washington, Jr. 4
Damarion Walkup 1
Marqueas Bell 1
Brendan Terry 1

Blocks
Elliot Lowndes 8
TJ Biel 3
Brendan Terry 3
Teddy Washington, Jr. 3
Rob Martin 2
David Idada 2
Braxton Stacker 2
Damarion Walkup 1

Steals
Brendan Terry 6
Teddy Washington, Jr. 6
BJ Ward 3
Rob Martin 1
Troy Cole, Jr. 1
Damarion Walkup 1
David Idada 1

Dunks (# for 2024-25 Season)
Elliot Lowndes 13
Troy Cole, Jr. 6
Brendan Terry 6
Braxton Stacker 5
Teddy Washington, Jr. 4
David Idada 2
Mason Hanback 1
TJ Biel 1

Games Played/Started

	2024-25	Career
Mason Hanback	9/0	43/0
Braxton Stacker	9/1	39/27
Rob Martin	15/15	46/43
David Idada	15/0	45/4
TJ Biel	14/1	44/6
BJ Ward	15/14	44/16
Marqueas Bell	13/0	38/5
Brendan Terry	15/15	15/15
Elliot Lowndes	15/10	15/10
Troy Cole, Jr.	15/4	15/4
Teddy Washington, Jr.	14/14	14/14
Damarion Walkup	14/0	14/0
Saxton Hoepker	8/0	8/0

Career Ledger

Double-Digit Point Games

	2024-25	Career
Rob Martin	5	24
Teddy Washington, Jr.	12	12
Braxton Stacker	4	11
BJ Ward	7	10
TJ Biel	2	6
Brendan Terry	6	6
Marqueas Bell	1	5
Damarion Walkup	4	4
Troy Cole, Jr.	3	3

Double-Digit Rebound Games

	2024-25	Career
Teddy Washington, Jr.	3	3
David Idada	-	2
BJ Ward	1	1

20+ Point Games

	2024-25	Career
Teddy Washington, Jr.	3	3
Rob Martin	-	3
TJ Biel	-	1
BJ Ward	1	1
Damarion Walkup	1	1
Rob Martin	1	1
Braxton Stacker	1	1

8+ Rebound Games

	2024-25	Career
Teddy Washington, Jr.	5	5
David Idada	-	3
TJ Biel	-	2
Brendan Terry	2	2
BJ Ward	1	1
Elliot Lowndes	1	1

5+ Assist Games

	2024-25	Career
Rob Martin	3	12
BJ Ward	3	6
Braxton Stacker	-	1
Teddy Washington, Jr.	1	1
Brendan Terry	1	1

3+ Steal Games

	2024-25	Career
Brendan Terry	5	5
Rob Martin	1	4
BJ Ward	2	3
Teddy Washington, Jr.	3	3
TJ Biel	-	1
Marqueas Bell	-	1
Braxton Stacker	-	1
Damarion Walkup	1	1

Double-Doubles

	2024-25	Career
Teddy Washington, Jr.	3	3
BJ Ward	1	1

SEMO's 2024-25 Record:

At Home 6-1
On the Road 2-5
At Neutral Sites 0-1
In Ohio Valley Conference Games 3-1
In November 3-4
In December 4-2
In January 1-1
In February 0-0
In March 0-0
Leading at the Half 7-0
Trailing at the Half 0-5
Tied at the Half 1-2
In Overtime Games 1-0
The Redhawks Score First 6-2
In 1-4 Point Games 2-1
In 5-9 Point Games 1-3
In 10-14 Point Games 0-0
In 15+ Point Games 5-3
Leading with Five Minutes Left in Regulation 7-0
Trailing with Five Minutes Left in Regulation 1-7
Tied with Five Minutes Left in Regulation 0-0
Scoring Less than 50 Points 0-0
Scoring 50-59 Points 0-1
Scoring 60-69 Points 1-4
Scoring 70-79 Points 2-1
Scoring 80-89 Points 3-1
Scoring 90-99 Points 2-0
Scoring 100 or more Points 0-0
Giving up Less Than 50 Points 2-0
Giving up 50-59 Points 2-0
Giving up 60-69 Points 2-1
Giving up 70-79 Points 2-3
Giving up 80-89 Points 0-3
Giving up 90-99 Points 0-0
Giving up 100 or more Points 0-0
Shooting 50% or Better from the Field 2-0
Shooting Less Than 50% from the Field 6-7
Opponent Shoots 50% or Better from the Field 0-1
Opponent Shoots Less Than 50% from the Field 8-6
Outshooting Opponent 7-1
Outshot by Opponent 1-6
Field Goal Percentage is Tied 0-0
Shooting 50% or Better from 3-Point Range 0-1
Shooting Less Than 50% from 3-Point Range 8-6
Opponent Shoots 50% or Better from 3-Point Range 0-0
Opponent Shoots Less Than 50% from 3-Point Range 8-7
Shooting 50% or Better from the Free Throw Line 8-7
Shooting Less Than 50% from the Free Throw Line 0-0
Opponent Shoots 50% or Better from the Free Throw Line 8-7
Opponent Shoots Less Than 50% from the Free Throw Line 0-0
Shooting More Free Throws Than Opponent 4-0
Shooting Less Free Throws Than Opponent 4-7
Free Throws are Tied 0-0
SEMO's Starters Outscore Opponent's Starters 6-2
Opponent's Starters Outscore SEMO's Starters 2-5
Starter Scoring is Tied 0-0
Bench Outscores Opponent 6-2
Opponent Bench Outscores SEMO 2-2
Bench Scoring is Tied 0-3
Bench Contributes Double Figures in Points 8-6
No Redhawk Players Score Double Figures 0-0
Two Redhawk Players Score Double Figures 1-3
3+ Redhawk Players Score Double Figures 6-3
Outrebounding an Opponent 5-0
Opponent Outrebounds SEMO 3-6
Rebounds are Tied 0-1
Getting 10+ Assists 8-3
Getting 10+ Steals 5-1
Getting 5+ Blocks 3-1
Forcing more Turnovers than Opponent 5-5
Committing more Turnovers than Opponent 2-2
Turnovers are Tied 1-0

SOUTHERN INDIANA
JANUARY 9

2024-25 REDHAWKS

6-3 / 165 / So.
Kansas City, Mo.
Park Hill H.S.

55
GUARD

MARQUEAS BELL

2024-25 Notes

- Played in 13 of 15 games off the bench.
- Scored a season-high 10 points in 22 minutes vs. Westminster (12/29).
- Averages 3.4 points and 2.6 rebounds per game.

Bell's Game-by-Game Statistics

2024-25	FG	3P	FT	O/D	REB	F	PTS	A	TO	B	S	M
at Bradley	2-4	1-2	0-0	0/2	2	2	5	1	2	0	0	17
at Vanderbilt	0-1	0-0	0-0	0/0	0	1	0	0	1	0	0	4
Crowley's Ridge Coll.	1-2	0-1	0-0	1/5	6	0	2	1	1	0	1	14
Chattanooga	DNP	-	-	-	-	-	-	-	-	-	-	-
at Central Arkansas	1-2	0-0	1-2	0/3	3	2	3	1	1	0	0	10
vs. UNC Asheville	3-5	1-2	1-1	1/3	4	1	8	0	0	0	0	15
Kansas City	0-2	0-0	2-2	0/2	2	1	2	1	1	0	0	9
at Lipscomb	2-4	0-0	2-2	0/4	4	1	6	1	0	0	1	14
at Murray State	DNP	-	-	-	-	-	-	-	-	-	-	-
St. Mary of the Woods	1-1	0-0	0-0	1/3	4	5	2	0	2	0	0	12
Eastern Illinois	1-1	0-0	0-0	0/1	1	2	2	1	0	0	0	13
SIU Edwardsville	0-1	0-0	0-0	1/0	1	1	0	0	0	0	0	3
Westminster	5-10	0-0	0-0	2/2	4	1	10	4	0	1	1	22
at Tennessee State	2-4	0-0	0-1	0/2	2	0	4	0	0	0	1	6
at UT Martin	0-1	0-0	0-0	0/1	1	0	0	0	1	0	0	3
Southern Indiana												
Morehead State												
Little Rock												
at Tennessee Tech												
at Lindenwood												
at Western Illinois												
UT Martin												
Tennessee State												
at Morehead State												
at Southern Indiana												
at Little Rock												
Tennessee Tech												
Western Illinois												
Lindenwood												
at SIU Edwardsville												
at Eastern Illinois												

• - Game Started

2024-25 SEASON-HIGHS

Points	10	vs. Westminster (12/29/24)
Total Rebounds	6	vs. Crowley's Ridge (11/13/24)
Offensive Rebounds	2	vs. Westminster (12/29/24)
Defensive Rebounds	5	vs. Crowley's Ridge (11/13/24)
Field Goals Made	5	vs. Westminster (12/29/24)
Field Goals Attempted	10	vs. Westminster (12/29/24)
3-Point Field Goals Made	1	2x, last vs. UNC Asheville (11/22/24)
3-Point Field Goals Attempted	2	2x, last vs. UNC Asheville (11/22/24)
Free Throws Made	2	4x, last at Lipscomb (12/5/24)
Free Throws Attempted	2	3x, last at Lipscomb (12/5/24)
Assists	4	vs. Westminster (12/29/24)
Blocks	1	vs. Westminster (12/29/24)
Steals	1	4x, last at Tennessee State (1/2/25)
Minutes	22	vs. Westminster (12/29/24)

CAREER-HIGHS

Points	18	at SIU Edwardsville (2/17/24)
Total Rebounds	7	vs. UT Martin (2/24/24)
Offensive Rebounds	2	vs. Westminster (12/29/24)
Defensive Rebounds	7	vs. UT Martin (2/24/24)
Field Goals Made	7	at SIU Edwardsville (2/17/24)
Field Goals Attempted	11	at Eastern Illinois (2/15/24)
3-Point Field Goals Made	2	at SIU Edwardsville (2/17/24)
3-Point Field Goals Attempted	3	at SIU Edwardsville (2/17/24)
Free Throws Made	6	vs. Little Rock (2/22/24)
Free Throws Attempted	9	vs. Little Rock (2/22/24)
Assists	6	vs. UT Martin (2/24/24)
Blocks	1	2x, last vs. Westminster (12/29/24)
Steals	3	at SIU Edwardsville (2/17/24)
Minutes	31	vs. UT Martin (2/24/24)

Bell's Career Statistics at Southeast Missouri

Overall

Season	G-GS	Min	Avg	FG-FGA	Pct	3FG-3FGA	Pct	FT-FTA	Pct	Off	Def	Tot	Avg	PF	FO	A	TO	Blk	Stl	Pts	Avg
2023-24	25-5	297	11.9	42-96	.438	6-19	.316	30-45	.667	4	51	55	2.2	24	0	19	19	1	12	120	4.8
2024-25	13-0	142	10.9	18-38	.474	2-5	.400	6-8	.750	6	28	34	2.6	17	1	9	9	1	4	44	3.4
Total	38-5	439	11.6	60-134	.448	8-24	.333	36-53	.679	10	79	89	2.3	41	1	28	28	2	16	164	4.3

Ohio Valley Conference Games Only

Season	G-GS	Min	Avg	FG-FGA	Pct	3FG-3FGA	Pct	FT-FTA	Pct	Off	Def	Tot	Avg	PF	FO	A	TO	Blk	Stl	Pts	Avg
2023-24	15-5	235	15.7	32-73	.438	5-14	.357	25-36	.694	4	38	42	2.8	16	0	17	15	1	10	94	6.3
2024-25	4-0	25	6.3	3-7	.429	0-0	.000	0-1	.000	1	4	5	1.3	3	0	1	1	0	1	6	1.5
Total	19-5	260	13.7	35-80	.438	5-14	.357	25-37	.676	5	42	47	2.5	19	0	18	16	1	11	100	5.3

2024-25 REDHAWKS

SOUTHERN INDIANA
JANUARY 9

6-7 / 205 / Sr.
Calgary, Alberta, Canada
Edge School
Triton College

5
GUARD

TJ BIEL

2024-25 Notes

- Started the second-straight season-opener of his career at Bradley (11/4).
- Saw action in 14 games and scored double figures in two of those contests with 12 points at Vanderbilt (11/10) and 10 vs. Crowley's Ridge (11/13).
- Made a career-high four 3-pointers against Vanderbilt.

Biel's Game-by-Game Statistics

2024-25	FG	3P	FT	O/D	REB	F	PTS	A	TO	B	S	M
at Bradley*	1-5	0-1	0-0	1/3	4	1	2	0	2	1	0	13
at Vanderbilt	4-7	4-6	0-2	1/5	6	3	12	1	2	1	0	21
Crowley's Ridge Coll.	3-8	2-6	2-2	1/4	5	1	10	1	0	0	0	18
Chattanooga	1-2	1-2	0-0	1/1	2	2	3	0	0	1	1	20
at Central Arkansas	0-2	0-1	3-5	0/4	4	1	3	1	0	1	0	22
vs. UNC Asheville	0-0	0-0	0-0	2/2	4	1	0	0	0	0	0	11
Kansas City	0-1	0-0	0-0	0/0	0	2	0	0	1	0	0	8
at Lipscomb	2-2	0-0	2-2	0/2	2	0	6	1	0	0	1	19
at Murray State	0-1	0-1	0-0	0/0	0	0	0	0	0	0	0	3
St. Mary of the Woods	1-4	0-1	2-4	2/2	4	0	4	0	0	0	1	13
Eastern Illinois	DNP	-	-	-	-	-	-	-	-	-	-	-
SIU Edwardsville	0-1	0-1	0-0	0/0	0	1	0	0	0	0	0	2
Westminster	2-5	0-3	2-2	0/3	3	1	6	1	1	0	1	19
at Tennessee State	0-0	0-0	0-0	2/1	3	2	0	0	2	0	0	5
at UT Martin	0-1	0-0	0-0	0/0	0	1	0	0	0	0	0	2
Southern Indiana												
Morehead State												
Little Rock												
at Tennessee Tech												
at Lindenwood												
at Western Illinois												
UT Martin												
Tennessee State												
at Morehead State												
at Southern Indiana												
at Little Rock												
Tennessee Tech												
Western Illinois												
Lindenwood												
at SIU Edwardsville												
at Eastern Illinois												

• - Game Started

2024-25 SEASON-HIGHS

Points	12	at Vanderbilt (11/10/24)
Total Rebounds	6	at Vanderbilt (11/10/24)
Offensive Rebounds	2	3x, last at Tennessee State (1/2/25)
Defensive Rebounds	5	at Vanderbilt (11/10/24)
Field Goals Made	4	at Vanderbilt (11/10/24)
Field Goals Attempted	8	vs. Crowley's Ridge (11/13/24)
3-Point Field Goals Made	4	at Vanderbilt (11/10/24)
3-Point Field Goals Attempted	6	2x, last vs. Crowley's Ridge (11/13/24)
Free Throws Made	3	at Central Arkansas (11/21/24)
Free Throws Attempted	5	at Central Arkansas (11/21/24)
Assists	1	5x, last vs. Westminster (12/29/24)
Blocks	1	4x, last at Central Arkansas (11/21/24)
Steals	1	4x, last vs. Westminster (12/29/24)
Minutes	22	at Central Arkansas (11/21/24)

CAREER-HIGHS

Points	23	at Purdue Fort Wayne (12/9/23)
Total Rebounds	9	vs. Bethel (1/6/24)
Offensive Rebounds	4	at Butler (11/10/23)
Defensive Rebounds	8	2x, last vs. Bethel (1/6/24)
Field Goals Made	8	at Purdue Fort Wayne (12/9/23)
Field Goals Attempted	11	at Purdue Fort Wayne (12/9/23)
3-Point Field Goals Made	4	at Vanderbilt (11/10/24)
3-Point Field Goals Attempted	7	at Vanderbilt (11/10/24)
Free Throws Made	7	at Purdue Fort Wayne (12/9/23)
Free Throws Attempted	9	at Purdue Fort Wayne (12/9/23)
Assists	2	vs. Central Arkansas (11/20/23)
Blocks	2	at Lindenwood (1/30/24)
Steals	4	vs. Missouri Baptist (12/3/23)
Minutes	29	at Purdue Fort Wayne (12/9/23)

Biel's Career Statistics at Southeast Missouri

Overall

Season	G-GS	Min	Avg	FG-FGA	Pct	3FG-3FGA	Pct	FT-FTA	Pct	Off	Def	Tot	Avg	PF	FO	A	TO	Blk	Stl	Pts	Avg
2023-24	30-5	522	17.4	49-121	.405	12-49	.245	38-55	.691	29	58	87	2.9	52	0	12	19	8	11	148	4.9
2024-25	14-1	176	12.6	14-39	.359	7-22	.318	11-17	.647	10	27	37	2.6	16	0	5	8	4	4	46	3.3
Total	44-6	698	15.9	63-160	.394	19-71	.268	49-72	.681	39	85	124	2.8	68	0	17	27	12	15	194	4.4

Ohio Valley Conference Games Only

Season	G-GS	Min	Avg	FG-FGA	Pct	3FG-3FGA	Pct	FT-FTA	Pct	Off	Def	Tot	Avg	PF	FO	A	TO	Blk	Stl	Pts	Avg
2023-24	18-2	300	16.7	19-63	.302	8-29	.276	14-22	.636	16	24	40	2.2	28	0	6	10	5	6	60	3.3
2024-25	3-0	9	3.0	0-2	.000	0-1	.000	0-0	.000	2	1	3	1.0	4	0	0	2	0	0	0	0.0
Total	21-2	309	14.7	19-65	.292	8-30	.267	14-22	.636	18	25	43	2.0	32	0	6	12	5	6	60	2.9

SOUTHERN INDIANA
JANUARY 9

2024-25 REDHAWKS

6-5 / 200 / Jr.
Donaldsonville, La.
Donaldsonville H.S.
Highland CC

4
GUARD

TROY COLE, JR.

2024-25 Notes

- Made his first career NCAA Division I start at Bradley (11/4).
- Started Southeast Missouri's first four games and came off the bench in the previous 11 contests.
- Scored double figures off the bench three times.
- Finished with 13 points and five rebounds in 17 minutes off the bench vs. Kansas City (11/30), 10 points and six rebounds at Lipscomb (12/5) and registered a season-high 14 points vs. St. Mary of the Woods (12/15).
- Played a season-high 24 minutes at Murray State (12/8).
- Ranks sixth on the team in scoring with 6.7 points a game.
- Matched a season-best six rebounds in first career Ohio Valley Conference game vs. Eastern Illinois (12/19).

Prior to Southeast Missouri

- Was Highland Community College's top scorer with 16.5 points per game in 2023-24.
- Started all 33 games shooting 49.7 percent (186-of-374) from the field. Made just under 40 percent (39.5) of his 3-point attempts (45-of-114).
- Ranked second on the team in assists (95) and steals (50).
- Played his freshman season at Blackburn College in 2022-23, averaging 15.2 points per game and shooting 51.9 percent from the field.
- Attended Donaldsonville High School and averaged 18.2 points per game as a senior.
- Was voted Most Valuable Player on the football team as a running back.

Cole, Jr.'s Game-by-Game Statistics

2024-25	FG	3P	FT	O/D	REB	F	PTS	A	TO	B	S	M
at Bradley*	2-5	0-2	0-0	0/1	1	1	4	0	1	0	1	18
at Vanderbilt*	3-7	0-2	0-0	1/2	3	5	6	0	0	0	1	13
Crowley's Ridge Coll.*	4-9	1-4	0-1	0/1	1	1	9	0	0	0	2	20
Chattanooga*	0-1	0-0	1-2	0/0	0	4	1	0	0	0	0	12
at Central Arkansas	1-3	1-2	0-0	0/2	2	0	3	0	2	0	1	16
vs. UNC Asheville	1-4	0-1	3-4	1/3	4	2	5	0	1	0	0	23
Kansas City	5-7	0-1	3-5	1/4	5	1	13	0	1	0	2	17
at Lipscomb	4-9	1-3	1-2	2/4	6	4	10	0	2	0	1	18
at Murray State	2-2	0-0	1-2	0/1	1	0	5	0	1	0	1	24
St. Mary of the Woods	6-9	2-5	0-0	1/2	3	1	14	0	2	0	0	14
Eastern Illinois	2-7	2-6	0-0	1/5	6	2	6	0	0	1	0	22
SIU Edwardsville	3-4	0-0	2-2	1/2	3	2	8	0	0	0	0	22
Westminster	1-6	0-3	3-4	0/2	2	1	5	3	3	1	2	13
at Tennessee State	3-4	2-2	1-2	0/4	4	2	9	1	2	0	0	17
at UT Martin	1-5	0-2	1-2	1/3	4	3	3	0	0	0	0	16
Southern Indiana												
Morehead State												
Little Rock												
at Tennessee Tech												
at Lindenwood												
at Western Illinois												
UT Martin												
Tennessee State												
at Morehead State												
at Southern Indiana												
at Little Rock												
Tennessee Tech												
Western Illinois												
Lindenwood												
at SIU Edwardsville												
at Eastern Illinois												

• - Game Started

2024-25 SEASON/CAREER-HIGHS

Points	14	vs. St. Mary of the Woods (12/15/24)
Total Rebounds	6	2x, last vs. Eastern Illinois (12/19/24)
Offensive Rebounds	2	at Lipscomb (12/5/24)
Defensive Rebounds	5	vs. Eastern Illinois (12/19/24)
Field Goals Made	6	vs. St. Mary of the Woods (12/15/24)
Field Goals Attempted	9	3x, last vs. St. Mary of the Woods (12/15/24)
3-Point Field Goals Made	2	4x, last at Tennessee State (1/2/25)
3-Point Field Goals Attempted	6	vs. Eastern Illinois (12/19/24)
Free Throws Made	3	3x, last vs. Westminster (12/29/24)
Free Throws Attempted	5	vs. Kansas City (11/30/24)
Assists	3	vs. Westminster (12/29/24)
Blocks	1	2x, last vs. Westminster (12/29/24)
Steals	2	3x, last vs. Westminster (12/29/24)
Minutes	24	at Murray State (12/8/24)

+Cole, Jr.'s Career Statistics at Southeast Missouri

Overall

Season	G-GS	Min	Avg	FG-FGA	Pct	3FG-3FGA	Pct	FT-FTA	Pct	Off	Def	Tot	Avg	PF	FO	A	TO	Blk	Stl	Pts	Avg
2024-25	15-4	265	17.7	38-82	.463	9-33	.273	16-26	.615	9	36	45	3.0	29	1	4	15	2	11	101	6.7

Ohio Valley Conference Games Only

Season	G-GS	Min	Avg	FG-FGA	Pct	3FG-3FGA	Pct	FT-FTA	Pct	Off	Def	Tot	Avg	PF	FO	A	TO	Blk	Stl	Pts	Avg
2024-25	4-0	77	19.3	9-20	.450	4-10	.400	4-6	.667	3	14	17	4.3	9	0	1	2	1	0	26	6.5

2024-25 REDHAWKS

SOUTHERN INDIANA
JANUARY 9

7-0 / 245 / Jr.
Jackson, Tenn.
Tennessee Prep

35
CENTER

MASON HANBACK

2024-25 Notes

- Came off the bench in nine games
- Scored a season-high six points and added a season-best three rebounds vs. St. Mary of the Woods (12/15).
- Matched his season-high in rebounds with three vs. Westminster (12/29).

Hanback's Game-by-Game Statistics

2024-25	FG	3P	FT	O/D	REB	F	PTS	A	TO	B	S	M
at Bradley	1-1	0-0	0-0	0/0	0	1	2	0	0	0	1	8
at Vanderbilt	0-0	0-0	0-0	0/2	2	2	0	1	0	0	0	8
Crowley's Ridge Coll.	0-2	0-0	0-0	1/0	1	0	0	0	0	0	0	6
Chattanooga	DNP	-	-	-	-	-	-	-	-	-	-	-
at Central Arkansas	DNP	-	-	-	-	-	-	-	-	-	-	-
vs. UNC Asheville	DNP	-	-	-	-	-	-	-	-	-	-	-
Kansas City	0-0	0-0	1-2	0/0	0	0	1	1	0	0	0	3
at Lipscomb	0-0	0-0	0-0	2/0	2	1	0	1	0	0	0	5
at Murray State	0-0	0-0	0-0	0/0	0	1	0	0	0	0	0	2
St. Mary of the Woods	3-4	0-0	0-0	2/1	3	1	6	0	0	0	0	7
Eastern Illinois	0-0	0-0	0-0	0/0	0	0	0	0	1	0	0	4
SIU Edwardsville	DNP	-	-	-	-	-	-	-	-	-	-	-
Westminster	1-1	0-0	0-0	0/3	3	4	2	0	0	0	0	7
at Tennessee State	DNP	-	-	-	-	-	-	-	-	-	-	-
at UT Martin	DNP	-	-	-	-	-	-	-	-	-	-	-
Southern Indiana												
Morehead State												
Little Rock												
at Tennessee Tech												
at Lindenwood												
at Western Illinois												
UT Martin												
Tennessee State												
at Morehead State												
at Southern Indiana												
at Little Rock												
Tennessee Tech												
Western Illinois												
Lindenwood												
at SIU Edwardsville												
at Eastern Illinois												

• - Game Started

2024-25 SEASON-HIGHS

Points	6	vs. St. Mary of the Woods (12/15/24)
Total Rebounds	3	2x, last vs. Westminster (12/29/24)
Offensive Rebounds	2	2x, last vs. St. Mary of the Woods (12/15/24)
Defensive Rebounds	3	vs. Westminster (12/29/24)
Field Goals Made	3	vs. St. Mary of the Woods (12/15/24)
Field Goals Attempted	4	vs. St. Mary of the Woods (12/15/24)
3-Point Field Goals Made	-	-
3-Point Field Goals Attempted	-	-
Free Throws Made	1	vs. Kansas City (11/30/24)
Free Throws Attempted	2	vs. Kansas City (11/30/24)
Assists	1	3x, last at Lipscomb (12/5/24)
Blocks	-	-
Steals	1	at Bradley (11/4/24)
Minutes	8	2x, last at Vanderbilt (11/10/24)

CAREER-HIGHS

Points	8	vs. Eastern Illinois (2/16/23)
Total Rebounds	4	3x, last at Eastern Illinois (2/15/24)
Offensive Rebounds	2	5x, last vs. St. Mary of the Woods (12/15/24)
Defensive Rebounds	3	2x, last vs. Westminster (12/29/24)
Field Goals Made	4	vs. Eastern Illinois (2/16/23)
Field Goals Attempted	5	vs. Lindsey Wilson (2/17/23)
3-Point Field Goals Made	-	-
3-Point Field Goals Attempted	-	-
Free Throws Made	1	4x, last vs. Kansas City (11/30/24)
Free Throws Attempted	2	3x, last vs. Kansas City (11/30/24)
Assists	1	4x, last at Lipscomb (12/5/24)
Blocks	3	at Morehead State (1/14/23)
Steals	1	3x, last at Bradley (11/4/24)
Minutes	20	vs. Harris-Stowe (12/6/23)

Hanback's Career Statistics at Southeast Missouri

Overall

Season	G-GS	Min	Avg	FG-FGA	Pct	3FG-3FGA	Pct	FT-FTA	Pct	Off	Def	Tot	Avg	PF	FO	A	TO	Blk	Stl	Pts	Avg
2022-23	10-0	49	4.9	8-9	.889	0-0	.000	2-3	.667	0	3	3	0.3	8	0	0	2	3	0	18	1.8
2023-24	26-0	231	8.9	22-37	.595	0-0	.000	1-4	.250	14	25	39	1.5	40	0	2	14	8	2	45	1.7
2024-25	9-0	50	5.6	5-8	.625	0-0	.000	1-2	.500	5	6	11	1.2	11	0	3	1	0	1	11	1.2
Total	45-0	330	7.3	35-54	.648	0-0	.000	4-9	.444	19	34	53	1.2	59	0	5	17	11	3	74	1.6

Ohio Valley Conference Games Only

Season	G-GS	Min	Avg	FG-FGA	Pct	3FG-3FGA	Pct	FT-FTA	Pct	Off	Def	Tot	Avg	PF	FO	A	TO	Blk	Stl	Pts	Avg
2022-23	5-0	30	6.0	6-7	.857	0-0	.000	0-0	.000	0	2	2	0.4	7	0	0	1	3	0	12	2.4
2023-24	15-0	113	7.5	6-16	.375	0-0	.000	0-0	.000	8	14	22	1.5	22	0	1	10	5	0	12	0.8
2024-25	1-0	4	4.0	0-0	.000	0-0	.000	0-0	.000	0	0	0	0.0	0	0	0	1	0	0	0	0.0
Total	21-0	147	7.0	12-23	.522	0-0	.000	0-0	.000	8	16	24	1.1	29	0	1	12	8	0	24	1.1

SOUTHERN INDIANA
JANUARY 9

2024-25 REDHAWKS

6-8 / 215 / Jr.
Nashville, Ill.
Nashville H.S.
Southwestern Illinois College

22 FORWARD

SAXTON HOEPKER

2024-25 Notes

- Appeared in eight games off the bench.
- Played nine minutes in his first career NCAA Division I game at Bradley (11/4).
- Scored the first points of his career and added four rebounds vs. Crowley's Ridge (11/13).
- Pulled down two rebounds in six minutes off the bench at Vanderbilt (11/10).

Prior to Southeast Missouri

- Led Southwestern Illinois College with a double-double 13.5 points and 10.2 rebounds per game in 2023-24.
- Started 29 of 31 games and shot 43.4 percent (163-of-376) from the field.
- Notched 32 steals, 69 assists and 33 blocks.
- Ranked 11th in junior college basketball in rebounding and finished fourth nationally in defensive rebounds.
- Earned All-Region 24 honors.
- As a freshman, played in 31 games and logged nine starts with an average of 3.6 points and 3.3 rebounds per contest.
- Graduated from Nashville High School, where he earned All-Southern Illinois and Second-Team All-State honors.
- Helped lead the Hornets to a Class 2A State Championship as a senior.
- Made what turned out to be the game-winning layup with 21 seconds left in the 32-31 state title victory.

Hoepker's Game-by-Game Statistics

2024-25	FG	3P	FT	O/D	REB	F	PTS	A	TO	B	S	M
at Bradley	0-1	0-0	0-0	0/0	0	2	0	0	0	0	1	9
at Vanderbilt	0-2	0-1	0-0	0/2	2	3	0	0	0	0	0	6
Crowley's Ridge Coll.	1-2	0-1	0-0	2/2	4	0	2	0	0	1	0	10
Chattanooga	0-0	0-0	0-0	1/0	1	0	0	0	0	0	1	7
at Central Arkansas	DNP	-	-	-	-	-	-	-	-	-	-	-
vs. UNC Asheville	DNP	-	-	-	-	-	-	-	-	-	-	-
Kansas City	1-1	0-0	0-0	1/1	2	0	2	0	0	0	0	2
at Lipscomb	0-1	0-0	0-0	0/0	0	0	0	0	0	0	1	2
at Murray State	DNP	-	-	-	-	-	-	-	-	-	-	-
St. Mary of the Woods	0-2	0-1	0-0	0/2	2	0	0	1	0	0	1	7
Eastern Illinois	DNP	-	-	-	-	-	-	-	-	-	-	-
SIU Edwardsville	DNP	-	-	-	-	-	-	-	-	-	-	-
Westminster	0-2	0-1	1-2	2/1	3	0	1	1	0	0	0	14
at Tennessee State	DNP	-	-	-	-	-	-	-	-	-	-	-
at UT Martin	DNP	-	-	-	-	-	-	-	-	-	-	-
Southern Indiana												
Morehead State												
Little Rock												
at Tennessee Tech												
at Lindenwood												
at Western Illinois												
UT Martin												
Tennessee State												
at Morehead State												
at Southern Indiana												
at Little Rock												
Tennessee Tech												
Western Illinois												
Lindenwood												
at SIU Edwardsville												
at Eastern Illinois												

• - Game Started

2024-25 SEASON/CAREER-HIGHS

Points	2	vs. Crowley's Ridge (11/13/24)
Total Rebounds	4	vs. Crowley's Ridge (11/13/24)
Offensive Rebounds	2	2x, last vs. Westminster (12/29/24)
Defensive Rebounds	2	3x, last vs. St. Mary of the Woods (12/15/24)
Field Goals Made	1	2x, last vs. Kansas City (11/30/24)
Field Goals Attempted	2	4x, last vs. Westminster (12/29/24)
3-Point Field Goals Made	-	-
3-Point Field Goals Attempted	1	4x, last vs. Westminster (12/29/24)
Free Throws Made	1	vs. Westminster (12/29/24)
Free Throws Attempted	2	vs. Westminster (12/29/24)
Assists	1	2x, last vs. Westminster (12/29/24)
Blocks	1	vs. Crowley's Ridge (11/13/24)
Steals	1	4x, last vs. St. Mary of the Woods (12/15/24)
Minutes	14	vs. Westminster (12/29/24)

Hoepker's Career Statistics at Southeast Missouri

Overall

Season	G-GS	Min	Avg	FG-FGA	Pct	3FG-3FGA	Pct	FT-FTA	Pct	Off	Def	Tot	Avg	PF	FO	A	TO	Blk	Stl	Pts	Avg
2024-25	8-0	57	7.1	2-11	.182	0-4	.000	1-2	.500	6	8	14	1.8	5	0	2	0	1	4	5	0.6

Ohio Valley Conference Games Only

Season	G-GS	Min	Avg	FG-FGA	Pct	3FG-3FGA	Pct	FT-FTA	Pct	Off	Def	Tot	Avg	PF	FO	A	TO	Blk	Stl	Pts	Avg
2024-25																					

2024-25 REDHAWKS

SOUTHERN INDIANA
JANUARY 9

7-0 / 250 / Jr.
Barendrecht, Netherlands
Golden State Prep

18
CENTER

DAVID IDADA

2024-25 Notes

- Came off the bench in Southeast Missouri's 15 games.
- Scored a season-high seven points in 12 minutes vs. SIU Edwardsville (12/21).
- Added five points vs. Eastern Illinois (12/19).
- Pulled down a season-high five rebounds at Lipscomb (12/5) and at Tennessee State (1/2).

Idada's Game-by-Game Statistics

2024-25	FG	3P	FT	O/D	REB	F	PTS	A	TO	B	S	M
at Bradley	1-1	0-0	0-0	2/0	2	1	2	0	1	0	0	8
at Vanderbilt	0-0	0-0	0-0	0/0	0	0	0	0	1	0	0	1
Crowley's Ridge Coll.	1-1	0-0	0-0	1/2	3	1	2	0	0	0	1	9
Chattanooga	1-2	0-0	0-2	1/0	1	2	2	1	1	0	0	10
at Central Arkansas	1-1	0-0	0-1	3/1	4	0	2	0	2	0	1	15
vs. UNC Asheville	0-1	0-0	0-0	1/0	1	0	0	0	1	0	0	9
Kansas City	1-2	0-0	0-1	1/2	3	0	2	0	0	0	0	12
at Lipscomb	2-2	0-0	0-2	2/3	5	0	4	0	0	2	0	11
at Murray State	1-3	0-0	0-0	1/2	3	5	2	1	0	0	0	12
St. Mary of the Woods	1-2	0-0	0-0	0/1	1	1	2	0	0	1	0	7
Eastern Illinois	2-2	0-0	1-2	1/1	2	4	5	0	0	0	0	10
SIU Edwardsville	2-2	0-0	3-4	1/1	2	3	7	0	0	0	1	12
Westminster	1-1	0-0	0-0	0/2	2	0	2	0	0	0	0	5
at Tennessee State	1-2	0-0	0-4	2/3	5	1	2	0	2	0	0	11
at UT Martin	0-1	0-0	0-0	3/0	3	1	0	0	0	0	2	8
Southern Indiana												
Morehead State												
Little Rock												
at Tennessee Tech												
at Lindenwood												
at Western Illinois												
UT Martin												
Tennessee State												
at Morehead State												
at Southern Indiana												
at Little Rock												
Tennessee Tech												
Western Illinois												
Lindenwood												
at SIU Edwardsville												
at Eastern Illinois												

• - Game Started

2024-25 SEASON-HIGHS

Points	7	vs. SIU Edwardsville (12/21/24)
Total Rebounds	5	2x, last at Tennessee State (1/2/25)
Offensive Rebounds	3	2x, last at UT Martin (1/4/25)
Defensive Rebounds	3	2x, last at Tennessee State (1/2/25)
Field Goals Made	2	3x, last vs. SIU Edwardsville (12/21/24)
Field Goals Attempted	3	at Murray State (12/8/24)
3-Point Field Goals Made	-	-
3-Point Field Goals Attempted	-	-
Free Throws Made	3	vs. SIU Edwardsville (12/21/24)
Free Throws Attempted	4	2x, last at Tennessee State (1/2/25)
Assists	1	2x, last at Murray State (12/8/24)
Blocks	2	at Lipscomb (12/5/24)
Steals	2	at UT Martin (1/4/25)
Minutes	15	at Central Arkansas (11/21/24)

CAREER-HIGHS

Points	9	vs. Harris-Stowe (12/6/23)
Total Rebounds	12	at Chattanooga (11/26/23)
Offensive Rebounds	7	vs. Missouri Baptist (12/3/23)
Defensive Rebounds	7	at Chattanooga (11/26/23)
Field Goals Made	3	2x, last at Southern Indiana (3/2/24)
Field Goals Attempted	7	at Southern Indiana (3/2/24)
3-Point Field Goals Made	-	-
3-Point Field Goals Attempted	1	at Chattanooga (11/26/23)
Free Throws Made	5	vs. Harris-Stowe (12/6/23)
Free Throws Attempted	6	3x, last at Southern Indiana (3/2/24)
Assists	2	at Little Rock (1/27/24)
Blocks	2	4x, last at Lipscomb (12/5/24)
Steals	2	2x, last at UT Martin (1/4/25)
Minutes	19	at Southern Indiana (3/2/24)

Idada's Career Statistics at Southeast Missouri

Overall

Season	G-GS	Min	Avg	FG-FGA	Pct	3FG-3FGA	Pct	FT-FTA	Pct	Off	Def	Tot	Avg	PF	FO	A	TO	Blk	Stl	Pts	Avg
2023-24	29-4	275	9.5	21-46	.457	0-1	.000	16-44	.364	35	53	88	3.0	59	2	5	24	13	9	58	2.0
2024-25	15-0	140	9.3	15-23	.652	0-0	.000	4-16	.250	19	18	37	2.5	19	1	2	8	3	5	34	2.3
Total	44-4	415	9.4	36-69	.522	0-1	.000	20-60	.333	54	71	125	2.8	78	3	7	32	16	14	92	2.1

Ohio Valley Conference Games Only

Season	G-GS	Min	Avg	FG-FGA	Pct	3FG-3FGA	Pct	FT-FTA	Pct	Off	Def	Tot	Avg	PF	FO	A	TO	Blk	Stl	Pts	Avg
2023-24	16-1	139	8.7	10-20	.500	0-0	.000	8-20	.400	17	25	42	2.6	34	1	3	10	4	5	28	1.8
2024-25	4-0	41	10.3	5-7	.714	0-0	.000	4-10	.400	7	5	12	3.0	9	0	0	2	0	3	14	3.5
Total	20-1	180	9.0	15-27	.556	0-0	.000	12-30	.400	24	30	54	2.7	43	1	3	12	4	8	42	2.1

SOUTHERN INDIANA
JANUARY 9

2024-25 REDHAWKS

7-0 / 220 / Jr.
Carbondale, Ill.
Cobden H.S.
John A. Logan College

30
FORWARD

ELLIOT LOWNDES

2024-25 Notes

- Saw action in all 15 games and started the last 11.
- Leads the Redhawks with 14 blocks and is averaging 3.7 points and 3.8 rebounds per game.
- Finished with a season-high eight points during first career Ohio Valley Conference start vs. Eastern Illinois (12/19).
- Matched his season-high with eight points at Tennessee State (1/2). Made 4-of-4 field goals -- three dunks -- in that game.
- Grabbed four rebounds in 12 minutes off the bench during his first career NCAA Division I game at Bradley (11/4).
- Scored two points and grabbed two rebounds in 10 minutes at Vanderbilt (11/10).
- Had a season-high eight rebounds at Central Arkansas (11/21), his first career NCAA Division I start.
- Posted a career-high four blocks vs. Westminster (12/29).

Prior to Southeast Missouri

- Played two seasons at John A. Logan College, which captured the 2023 NJCAA National Championship.
- Started 25 games and averaged 10.6 points and 7.5 rebounds in 2023-24.
- Finished the 2023-24 campaign with 105 blocks.
- As a freshman in 2022-23, he played in 25 games off the bench and scored 3.6 points helping lead JALC to a 33-2 record.
- Class 1A Honorable Mention All-State and First-Team All-South Egyptian Conference selection at Cobden High School.

Lowndes' Game-by-Game Statistics

2024-25	FG	3P	FT	O/D	REB	F	PTS	A	TO	B	S	M
at Bradley	0-1	0-1	0-0	1/3	4	1	0	0	1	0	0	12
at Vanderbilt	1-2	0-0	0-0	0/2	2	3	2	1	0	0	0	10
Crowley's Ridge Coll.	3-6	0-1	1-2	1/2	3	1	7	1	0	2	0	14
Chattanooga	0-3	0-3	1-2	0/5	5	2	1	0	0	2	1	19
at Central Arkansas*	1-2	0-1	0-0	1/7	8	4	2	0	0	0	1	15
vs. UNC Asheville*	2-3	0-0	1-2	2/2	4	2	5	1	0	1	0	14
Kansas City*	1-1	0-0	0-0	0/3	3	2	2	1	0	2	1	13
at Lipscomb*	1-1	0-0	0-0	0/0	0	1	2	0	1	0	0	7
at Murray State*	2-5	0-0	0-1	1/4	5	4	4	0	1	1	0	15
St. Mary of the Woods*	2-3	0-0	0-0	2/2	4	1	4	1	0	1	2	11
Eastern Illinois*	4-4	0-0	0-0	0/1	1	4	8	1	4	0	1	11
SIU Edwardsville*	2-3	0-0	0-0	1/2	3	1	4	1	0	0	0	8
Westminster*	2-3	0-1	0-0	1/6	7	0	4	1	0	4	0	18
at Tennessee State*	4-4	0-0	0-0	0/4	4	4	8	0	0	1	0	12
at UT Martin*	1-2	0-0	0-0	2/2	4	2	2	0	0	0	0	11
Southern Indiana												
Morehead State												
Little Rock												
at Tennessee Tech												
at Lindenwood												
at Western Illinois												
UT Martin												
Tennessee State												
at Morehead State												
at Southern Indiana												
at Little Rock												
Tennessee Tech												
Western Illinois												
Lindenwood												
at SIU Edwardsville												
at Eastern Illinois												

• - Game Started

2024-25 SEASON/CAREER-HIGHS

Points	8	2x, last at Tennessee State (1/2/25)
Total Rebounds	8	at Central Arkansas (11/21/24)
Offensive Rebounds	2	3x, last at UT Martin (1/4/25)
Defensive Rebounds	7	at Central Arkansas (11/21/24)
Field Goals Made	4	2x, last at Tennessee State (1/2/25)
Field Goals Attempted	6	vs. Crowley's Ridge (11/13/24)
3-Point Field Goals Made	-	-
3-Point Field Goals Attempted	3	vs. Chattanooga (11/17/24)
Free Throws Made	1	3x, last vs. UNC Asheville (11/22/24)
Free Throws Attempted	2	3x, last vs. UNC Asheville (11/22/24)
Assists	1	8x, last vs. Westminster (12/29/24)
Blocks	4	vs. Westminster (12/29/24)
Steals	2	vs. St. Mary of the Woods (12/15/24)
Minutes	19	vs. Chattanooga (11/17/24)

Lowndes' Career Statistics at Southeast Missouri

Overall

Season	G-GS	Min	Avg	FG-FGA	Pct	3FG-3FGA	Pct	FT-FTA	Pct	Off	Def	Tot	Avg	PF	FO	A	TO	Blk	Stl	Pts	Avg
2024-25	15-11	190	12.7	26-43	.605	0-7	.000	3-7	.429	12	45	57	3.8	32	0	8	7	14	6	55	3.7

Ohio Valley Conference Games Only

Season	G-GS	Min	Avg	FG-FGA	Pct	3FG-3FGA	Pct	FT-FTA	Pct	Off	Def	Tot	Avg	PF	FO	A	TO	Blk	Stl	Pts	Avg
2024-25	4-4	42	10.5	11-13	.846	0-0	.000	0-0	.000	3	9	12	3.0	11	0	2	4	1	1	22	5.5

2024-25 REDHAWKS

SOUTHERN INDIANA
JANUARY 9



5-10 / 160 / Jr.
St. Louis, Mo.
Christian Brothers H.S.
Indiana State

1
GUARD

ROB MARTIN

2024-25 Notes

- Started 15 games at point guard.
- Ranks second on the team in scoring with 10.1 points a game.
- Leads the team and ranks sixth in the Ohio Valley Conference with 55 assists. Ranks second in the OVC in assist/turnover ratio (55/21, 2.6).
- Tied a career-high 29 points and dished out three assists in 37 minutes vs. Chattanooga (11/17).
- Opened the season with six points, two rebounds and a team-high three assists at Bradley (11/4).
- Also made two free throws and logged 26 minutes against the Braves.
- Defensively, he limited Missouri Valley Conference Preseason Player of the Year Duke Deen to seven points in 29 minutes.
- Played 31 minutes and scored nine points to go along with four assists at Vanderbilt (11/10). Made 5-of-7 free throws in that game, as well.
- Scored double figures five times.
- Tied a career-high nine assists vs. Eastern Illinois (12/19).
- Pulled down a career-high seven rebounds vs. St. Mary of the Woods (12/15) and Westminster (12/29).

Martin's Game-by-Game Statistics

2024-25	FG	3P	FT	O/D	REB	F	PTS	A	TO	B	S	M
at Bradley*	2-4	0-1	2-2	1/1	2	3	6	3	0	0	0	26
at Vanderbilt*	2-6	0-0	5-7	0/1	1	3	9	4	0	0	0	31
Crowley's Ridge Coll.*	3-8	1-1	0-0	0/1	1	0	7	7	2	0	0	25
Chattanooga*	12-24	2-6	3-5	1/4	5	2	29	3	2	0	1	37
at Central Arkansas*	5-14	1-5	0-0	0/3	3	5	11	2	1	0	0	38
vs. UNC Asheville*	5-15	0-2	3-4	1/0	1	3	13	2	1	1	0	29
Kansas City*	3-8	0-3	0-0	1/1	2	2	6	4	1	0	2	27
at Lipscomb*	2-11	0-2	0-0	0/3	3	1	4	1	1	0	0	26
at Murray State*	4-9	0-2	0-0	0/0	0	0	8	5	1	1	1	29
St. Mary of the Woods*	4-7	1-3	4-4	1/6	7	1	13	3	3	0	0	23
Eastern Illinois*	3-8	2-4	0-0	0/0	0	3	8	9	1	1	0	33
SIU Edwardsville*	1-5	1-2	0-0	1/1	2	3	3	3	3	0	1	20
Westminster*	7-10	3-4	0-0	1/6	7	1	17	4	0	0	2	23
at Tennessee State*	3-7	1-3	2-2	0/2	2	4	9	2	3	0	3	30
at UT Martin*	3-13	1-5	2-3	1/3	4	3	9	3	2	0	1	28
Southern Indiana												
Morehead State												
Little Rock												
at Tennessee Tech												
at Lindenwood												
at Western Illinois												
UT Martin												
Tennessee State												
at Morehead State												
at Southern Indiana												
at Little Rock												
Tennessee Tech												
Western Illinois												
Lindenwood												
at SIU Edwardsville												
at Eastern Illinois												

* - Game Started

2024-25 SEASON-HIGHS

Points	29	vs. Chattanooga (11/17/24)
Total Rebounds	7	2x, last vs. Westminster (12/29/24)
Offensive Rebounds	1	8x, last at UT Martin (1/4/25)
Defensive Rebounds	6	2x, last vs. Westminster (12/29/24)
Field Goals Made	12	vs. Chattanooga (11/17/24)
Field Goals Attempted	24	vs. Chattanooga (11/17/24)
3-Point Field Goals Made	3	vs. Westminster (12/29/24)
3-Point Field Goals Attempted	6	vs. Chattanooga (11/17/24)
Free Throws Made	5	at Vanderbilt (11/10/24)
Free Throws Attempted	7	at Vanderbilt (11/10/24)
Assists	9	vs. Eastern Illinois (12/19/24)
Blocks	1	3x, last vs. Eastern Illinois (12/19/24)
Steals	3	at Tennessee State (1/2/25)
Minutes	38	at Central Arkansas (11/21/24)

CAREER-HIGHS

Points	29	2x, last vs. Chattanooga (11/17/24)
Total Rebounds	7	2x, last vs. Westminster (12/29/24)
Offensive Rebounds	2	3x, last vs. UT Martin (2/24/24)
Defensive Rebounds	6	2x, last vs. Westminster (12/29/24)
Field Goals Made	12	vs. Chattanooga (11/17/24)
Field Goals Attempted	24	vs. Chattanooga (11/17/24)
3-Point Field Goals Made	3	5x, last vs. Westminster (12/29/24)
3-Point Field Goals Attempted	6	2x, last vs. Chattanooga (11/17/24)
Free Throws Made	8	at Southern Indiana (3/2/24)
Free Throws Attempted	8	at Southern Indiana (3/2/24)
Assists	9	2x, last vs. Eastern Illinois (12/19/24)
Blocks	1	4x, last vs. Eastern Illinois (12/19/24)
Steals	4	vs. Tennessee State (2/10/24)
Minutes	38	2x, last at Central Arkansas (11/21/24)

Martin's Career Statistics at Southeast Missouri

Overall

Season	G-GS	Min	Avg	FG-FGA	Pct	3FG-3FGA	Pct	FT-FTA	Pct	Off	Def	Tot	Avg	PF	FO	A	TO	Blk	Stl	Pts	Avg
2023-24	31-28	882	28.5	138-326	.423	40-102	.392	54-61	.885	19	49	68	2.2	71	0	108	71	1	26	370	11.9
2024-25	15-15	425	28.3	59-149	.396	13-43	.302	21-27	.778	8	32	40	2.7	33	1	55	21	3	11	152	10.1
Total	46-43	1307	28.4	197-475	.415	53-145	.366	75-88	.852	27	81	108	2.3	104	1	163	92	4	37	522	11.3

Ohio Valley Conference Games Only

Season	G-GS	Min	Avg	FG-FGA	Pct	3FG-3FGA	Pct	FT-FTA	Pct	Off	Def	Tot	Avg	PF	FO	A	TO	Blk	Stl	Pts	Avg
2023-24	18-15	497	27.6	86-203	.424	25-62	.403	37-41	.902	10	27	37	2.1	51	0	66	41	1	19	234	13.0
2024-25	4-4	111	27.8	10-33	.303	5-14	.357	4-5	.800	2	6	8	2.0	12	0	17	9	1	5	29	7.3
Total	22-19	608	27.6	96-236	.407	30-76	.395	41-46	.891	12	33	45	2.0	63	0	83	50	2	24	263	12.0

SOUTHERN INDIANA
JANUARY 9

2024-25 REDHAWKS

6-4 / 190 / Fr.
Cape Girardeau, Mo.
Central H.S.

25
GUARD

JAY REYNOLDS

Prior to Southeast Missouri

- Two-time Class 5 All-District and All-SEMO Conference pick at Cape Central High School.
- Named First-Team All-Southwest Ohio Conference as a sophomore.
- Scored 1,000 career points as a prep.
- Son of SEMO Associate Head Coach Jay Reynolds.

Reynolds' Game-by-Game Statistics

2024-25	FG	3P	FT	O/D	REB	F	PTS	A	TO	B	S	M
at Bradley	DNP	-	-	-	-	-	-	-	-	-	-	-
at Vanderbilt	DNP	-	-	-	-	-	-	-	-	-	-	-
Crowley's Ridge Coll.	DNP	-	-	-	-	-	-	-	-	-	-	-
Chattanooga	DNP	-	-	-	-	-	-	-	-	-	-	-
at Central Arkansas	DNP	-	-	-	-	-	-	-	-	-	-	-
vs. UNC Asheville	DNP	-	-	-	-	-	-	-	-	-	-	-
Kansas City	DNP	-	-	-	-	-	-	-	-	-	-	-
at Lipscomb	DNP	-	-	-	-	-	-	-	-	-	-	-
at Murray State	DNP	-	-	-	-	-	-	-	-	-	-	-
St. Mary of the Woods	DNP	-	-	-	-	-	-	-	-	-	-	-
Eastern Illinois	DNP	-	-	-	-	-	-	-	-	-	-	-
SIU Edwardsville	DNP	-	-	-	-	-	-	-	-	-	-	-
Westminster	DNP	-	-	-	-	-	-	-	-	-	-	-
at Tennessee State	DNP	-	-	-	-	-	-	-	-	-	-	-
at UT Martin	DNP	-	-	-	-	-	-	-	-	-	-	-
Southern Indiana												
Morehead State												
Little Rock												
at Tennessee Tech												
at Lindenwood												
at Western Illinois												
UT Martin												
Tennessee State												
at Morehead State												
at Southern Indiana												
at Little Rock												
Tennessee Tech												
Western Illinois												
Lindenwood												
at SIU Edwardsville												
at Eastern Illinois												

• - Game Started

2024-25 SEASON/CAREER-HIGHS

Points	-	-
Total Rebounds	-	-
Offensive Rebounds	-	-
Defensive Rebounds	-	-
Field Goals Made	-	-
Field Goals Attempted	-	-
3-Point Field Goals Made	-	-
3-Point Field Goals Attempted	-	-
Free Throws Made	-	-
Free Throws Attempted	-	-
Assists	-	-
Blocks	-	-
Steals	-	-
Minutes	-	-

Reynolds' Career Statistics at Southeast Missouri

Overall

Season	G-GS	Min	Avg	FG-FGA	Pct	3FG-3FGA	Pct	FT-FTA	Pct	Off	Def	Tot	Avg	PF	FO	A	TO	Blk	Stl	Pts	Avg
2024-25																					

Ohio Valley Conference Games Only

Season	G-GS	Min	Avg	FG-FGA	Pct	3FG-3FGA	Pct	FT-FTA	Pct	Off	Def	Tot	Avg	PF	FO	A	TO	Blk	Stl	Pts	Avg
2024-25																					

2024-25 REDHAWKS

SOUTHERN INDIANA
JANUARY 9

6-5 / 185 / Jr.
Fairview Heights, Ill.
Cardinal Ritter H.S.
Murray State

44
GUARD

BRAXTON STACKER

2023-24 Highlights

- Returned after missing the first six contests of 2024-25 due to injury.
- Saw action in nine games, including eight off the bench.
- Scored 10 points in his first game of the season vs. Kansas City (11/30).
- Played 17 minutes off the bench against the Roos.
- Made a 3-pointer in six of his nine contests.
- Pitched in 11 points in 17 minutes vs. St. Mary of the Woods (12/15).
- Knocked down a perfect 4-of-4 free throws vs. Eastern Illinois (12/19).
- Came off the bench to score a career-high 22 points and made a career-best six 3-pointers at UT Martin (1/4). Also posted a career-high four blocks against the Skyhawks.
- Finished with double-digit points on four occasions.
- Averages nine points and two rebounds per game.
- SEMO's third-leading scorer in conference games with 9.5 points per contest.

Stacker's Game-by-Game Statistics

2024-25	FG	3P	FT	O/D	REB	F	PTS	A	TO	B	S	M
at Bradley	DNP	-	-	-	-	-	-	-	-	-	-	-
at Vanderbilt	DNP	-	-	-	-	-	-	-	-	-	-	-
Crowley's Ridge Coll.	DNP	-	-	-	-	-	-	-	-	-	-	-
Chattanooga	DNP	-	-	-	-	-	-	-	-	-	-	-
at Central Arkansas	DNP	-	-	-	-	-	-	-	-	-	-	-
vs. UNC Asheville	DNP	-	-	-	-	-	-	-	-	-	-	-
Kansas City	3-8	1-4	3-4	1/2	3	1	10	2	0	1	1	17
at Lipscomb	1-6	1-3	0-0	0/0	0	3	3	1	2	0	0	11
at Murray State	1-4	1-2	0-0	0/1	1	2	3	0	0	0	0	15
St. Mary of the Woods	4-10	1-5	2-4	2/3	5	0	11	1	1	0	3	17
Eastern Illinois	0-0	0-0	4-4	0/0	0	0	4	1	0	0	0	14
SIU Edwardsville	2-6	0-1	0-0	0/4	4	2	4	1	0	3	0	24
Westminster*	7-11	1-5	1-2	0/5	5	0	16	3	1	0	0	18
at Tennessee State	2-6	0-1	4-4	2/0	2	2	8	0	1	0	0	21
at UT Martin	8-13	6-9	0-0	1/0	1	0	22	2	0	4	0	27
Southern Indiana												
Morehead State												
Little Rock												
at Tennessee Tech												
at Lindenwood												
at Western Illinois												
UT Martin												
Tennessee State												
at Morehead State												
at Southern Indiana												
at Little Rock												
Tennessee Tech												
Western Illinois												
Lindenwood												
at SIU Edwardsville												
at Eastern Illinois												

• - Game Started

2024-25 SEASON-HIGHS

Points	22	at UT Martin (1/4/25)
Total Rebounds	5	2x, last vs. Westminster (12/29/24)
Offensive Rebounds	2	2x, last at Tennessee State (1/2/25)
Defensive Rebounds	5	vs. Westminster (12/29/24)
Field Goals Made	8	at UT Martin (1/4/25)
Field Goals Attempted	13	at UT Martin (1/4/25)
3-Point Field Goals Made	6	at UT Martin (1/4/25)
3-Point Field Goals Attempted	9	at UT Martin (1/4/25)
Free Throws Made	4	3x, last at Tennessee State (1/2/25)
Free Throws Attempted	4	4x, last at Tennessee State (1/2/25)
Assists	3	vs. Westminster (12/29/24)
Blocks	4	at UT Martin (1/4/25)
Steals	3	vs. St. Mary of the Woods (12/15/24)
Minutes	27	at UT Martin (1/4/25)

CAREER-HIGHS

Points	22	at UT Martin (1/4/25)
Total Rebounds	7	2x, last at Southern Indiana (3/2/24)
Offensive Rebounds	3	2x, last vs. Tennessee State (2/10/24)
Defensive Rebounds	6	at Kansas City (11/30/23)
Field Goals Made	8	at UT Martin (1/4/25)
Field Goals Attempted	13	2x, last at UT Martin (1/4/25)
3-Point Field Goals Made	6	at UT Martin (1/4/25)
3-Point Field Goals Attempted	9	at UT Martin (1/4/25)
Free Throws Made	7	vs. Morehead State (12/31/23)
Free Throws Attempted	8	2x, last vs. Tennessee State (2/10/24)
Assists	5	vs. Harris-Stowe (2/6/23)
Blocks	4	at UT Martin (1/4/25)
Steals	4	at Morehead State (2/29/24)
Minutes	32	at Lindenwood (1/30/24)

Stacker's Career Statistics at Southeast Missouri

Overall

Season	G-GS	Min	Avg	FG-FGA	Pct	3FG-3FGA	Pct	FT-FTA	Pct	Off	Def	Tot	Avg	PF	FO	A	TO	Blk	Stl	Pts	Avg
2023-24	30-26	606	20.2	73-178	.410	15-51	.294	60-74	.811	31	63	94	3.1	70	1	21	35	15	29	221	7.4
2024-25	9-1	164	18.2	28-64	.438	11-30	.367	14-18	.778	6	15	21	2.3	10	0	11	5	8	4	81	9.0
Total	39-27	770	19.7	101-242	.417	26-81	.321	74-92	.804	37	78	115	2.9	80	1	32	40	23	33	302	7.7

Ohio Valley Conference Games Only

Season	G-GS	Min	Avg	FG-FGA	Pct	3FG-3FGA	Pct	FT-FTA	Pct	Off	Def	Tot	Avg	PF	FO	A	TO	Blk	Stl	Pts	Avg
2023-24	17-14	363	21.4	38-85	.447	8-25	.320	42-48	.875	19	36	55	3.2	42	1	12	13	8	18	126	7.4
2024-25	4-0	86	21.5	12-25	.480	6-11	.545	8-8	1.000	3	4	7	1.8	4	0	4	1	7	0	38	9.5
Total	21-14	449	21.4	50-110	.455	14-36	.389	50-56	.893	22	40	62	3.0	46	1	16	14	15	18	164	7.8

SOUTHERN INDIANA
JANUARY 9

2024-25 REDHAWKS

6-7 / 215 / Jr.
Santa Monica, Calif.
Crossroads H.S.
Pensacola State College

15
FORWARD

BRENDAN TERRY

2024-25 Notes

- Started Southeast Missouri's first 15 games.
- Averages 9.1 points and 3.8 rebounds per contest.
- Recorded seven points in his first career NCAA Division I start at Bradley (11/4).
- Ranks fourth on the team in scoring and tied for first in steals (24). Is also tied for second in rebounding (3.8 rpg).
- Did not miss a field goal (3-of-3), had one block and collected two steals in 13 minutes against the Braves.
- Scored double figures in six of his last nine starts with 14 points vs. Kansas City (11/30), 12 at Murray State (12/8), a season-high 17 vs. St. Mary of the Woods (12/15), 13 vs. Eastern Illinois (12/19), 17 vs. SIU Edwardsville (12/21) and 10 vs. Westminster (12/29).
- Registered double-digit points in five-straight starts from Dec. 8-29..
- Pulled down a season-best eight rebounds vs. UNC Asheville (11/22) and SIU Edwardsville (12/21).

Prior to Southeast Missouri

- Played two seasons at Pensacola State College.
- As a sophomore, started 20 games and averaged 21 minutes per contest.
- Averaged 7.7 points and seven rebounds as his team's top rebounder and fourth-leading scorer.
- Registered a team-high 19 blocks and shot 50.3 percent (78-of-155) from the field.
- Participated in 29 games and logged six starts during his freshman year in 2022-23.
- Averaged 5.8 points and 3.9 rebounds and made 58.7 percent (71-of-121) of his field goals that year.
- Won a State Championship in 2018 at Crossroads High School.
- Was named Dual Sport Player of the Year (Basketball & Baseball) by the LA Times.

Terry's Game-by-Game Statistics

2024-25	FG	3P	FT	O/D	REB	F	PTS	A	TO	B	S	M
at Bradley*	3-3	0-0	1-4	0/0	0	3	7	0	3	1	2	13
at Vanderbilt*	2-5	0-0	0-0	1/3	4	2	4	2	1	1	0	20
Crowley's Ridge Coll.*	1-1	0-0	0-0	0/0	0	2	2	1	0	1	3	11
Chattanooga*	4-6	0-0	0-0	1/2	3	5	8	1	2	0	1	14
at Central Arkansas*	1-3	0-0	2-4	2/0	2	2	4	1	3	0	2	21
vs. UNC Asheville*	2-5	0-0	3-4	2/6	8	2	7	0	1	0	1	24
Kansas City*	6-7	0-0	2-2	2/4	6	2	14	1	1	0	1	23
at Lipscomb*	2-4	0-0	0-0	0/2	2	4	4	0	2	1	3	16
at Murray State*	4-5	0-0	4-6	2/4	6	4	12	0	3	0	0	20
St. Mary of the Woods*	7-7	0-0	3-4	2/2	4	1	17	1	0	0	3	20
Eastern Illinois*	6-8	0-0	1-5	1/2	3	3	13	1	3	3	2	26
SIU Edwardsville*	7-9	0-0	3-4	1/7	8	2	17	1	1	0	0	29
Westminster*	4-5	0-0	2-2	3/1	4	1	10	3	3	0	3	14
at Tennessee State*	3-5	0-0	3-4	2/1	3	4	9	5	0	0	3	25
at UT Martin*	4-5	0-0	0-2	3/1	4	4	9	0	1	2	0	28
Southern Indiana												
Morehead State												
Little Rock												
at Tennessee Tech												
at Lindenwood												
at Western Illinois												
UT Martin												
Tennessee State												
at Morehead State												
at Southern Indiana												
at Little Rock												
Tennessee Tech												
Western Illinois												
Lindenwood												
at SIU Edwardsville												
at Eastern Illinois												

• - Game Started

2024-25 SEASON/CAREER-HIGHS

Points	17	2x, last vs. SIU Edwardsville (12/21/24)
Total Rebounds	8	2x, last vs. SIU Edwardsville (12/21/24)
Offensive Rebounds	3	2x, last at UT Martin (1/4/25)
Defensive Rebounds	7	vs. SIU Edwardsville (12/21/24)
Field Goals Made	7	2x, last vs. SIU Edwardsville (12/21/24)
Field Goals Attempted	9	vs. SIU Edwardsville (12/21/24)
3-Point Field Goals Made	-	-
3-Point Field Goals Attempted	-	-
Free Throws Made	4	at Murray State (12/8/24)
Free Throws Attempted	6	at Murray State (12/8/24)
Assists	5	at Tennessee State (1/2/25)
Blocks	3	vs. Eastern Illinois (12/19/24)
Steals	3	5x, last at Tennessee State (1/2/25)
Minutes	29	vs. SIU Edwardsville (12/21/24)

Terry's Career Statistics at Southeast Missouri

Overall

Season	G-GS	Min	Avg	FG-FGA	Pct	3FG-3FGA	Pct	FT-FTA	Pct	Off	Def	Tot	Avg	PF	FO	A	TO	Blk	Stl	Pts	Avg
2024-25	15-15	304	20.3	56-78	.718	0-0	.000	24-41	.585	22	35	57	3.8	41	1	17	24	9	24	136	9.1

Ohio Valley Conference Games Only

Season	G-GS	Min	Avg	FG-FGA	Pct	3FG-3FGA	Pct	FT-FTA	Pct	Off	Def	Tot	Avg	PF	FO	A	TO	Blk	Stl	Pts	Avg
2024-25	4-4	108	27.0	20-27	.741	0-0	.000	7-15	.467	7	11	18	4.5	13	0	7	5	5	5	47	11.8

2024-25 REDHAWKS

SOUTHERN INDIANA
JANUARY 9

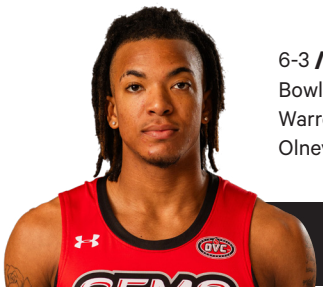

6-3 / 195 / So.
Bowling Green, Ky.
Warren Central H.S.
Olney Central College

3
GUARD

DAMARION WALKUP

2024-25 Notes

- Came off the bench in 14 contests.
- Scored double figures four times with 11 points in his first career NCAA Division I game at Bradley (11/4), 23 vs. Crowley's Ridge (11/13), 11 at Central Arkansas (11/21) and 14 vs. Westminster (12/29).
- Averages 5.5 points per game.
- Made a season-high four 3-pointers vs. both Crowley's Ridge (11/13) and Westminster (12/29).
- Is shooting 84.6 percent (11-of-13) at the free throw line.

Prior to Southeast Missouri

- Tabbed Great Rivers Athletic Conference and Region 24 Player of the Year as a freshman at Olney Central College in 2023-24.
- Led the Blue Knights and the GRAC in scoring with 18.5 points per game and was second on the team with 65 three-pointers made.
- Dished out 44 assists, collected 35 steals and added 11 blocks.
- Started 15 games and averaged 4.4 rebounds per contest.
- Averaged 19.3 points per game in conference play leading OCC to the 2023-24 GRAC title.
- Won a State Championship at Warren Central High School when his team went 36-1 his senior year.

Walkup's Game-by-Game Statistics

2024-25	FG	3P	FT	O/D	REB	F	PTS	A	TO	B	S	M
at Bradley	3-9	2-6	3-4	2/2	4	1	11	1	3	0	1	27
at Vanderbilt	0-1	0-1	2-2	0/3	3	1	2	1	1	0	0	19
Crowley's Ridge Coll.	8-14	4-10	3-3	2/4	6	1	23	1	2	0	2	26
Chattanooga	0-1	0-0	0-0	0/1	1	3	0	1	0	0	0	10
at Central Arkansas	4-8	3-7	0-0	0/2	2	1	11	2	0	1	0	29
vs. UNC Asheville	0-5	0-3	1-2	0/1	1	1	1	0	1	0	0	15
Kansas City	0-2	0-2	0-0	1/1	2	1	0	1	0	0	2	9
at Lipscomb	3-7	2-3	0-0	1/1	2	0	8	1	2	0	0	17
at Murray State	1-4	1-2	0-0	0/1	1	2	3	0	0	0	0	17
St. Mary of the Woods	0-4	0-4	2-2	0/2	2	1	2	1	1	0	0	13
Eastern Illinois	DNP	-	-	-	-	-	-	-	-	-	-	-
SIU Edwardsville	1-4	0-1	0-0	1/2	3	1	2	1	0	0	0	13
Westminster	5-11	4-10	0-0	1/3	4	0	14	0	0	1	3	24
at Tennessee State	0-1	0-1	0-0	0/0	0	0	0	0	0	0	0	2
at UT Martin	0-1	0-0	00	1/0	1	1	0	0	1	0	1	9
Southern Indiana												
Morehead State												
Little Rock												
at Tennessee Tech												
at Lindenwood												
at Western Illinois												
UT Martin												
Tennessee State												
at Morehead State												
at Southern Indiana												
at Little Rock												
Tennessee Tech												
Western Illinois												
Lindenwood												
at SIU Edwardsville												
at Eastern Illinois												

• - Game Started

2024-25 SEASON/CAREER-HIGHS

Points	23	vs. Crowley's Ridge (11/13/24)
Total Rebounds	6	vs. Crowley's Ridge (11/13/24)
Offensive Rebounds	2	2x, last vs. Crowley's Ridge (11/13/24)
Defensive Rebounds	4	vs. Crowley's Ridge (11/13/24)
Field Goals Made	8	vs. Crowley's Ridge (11/13/24)
Field Goals Attempted	14	vs. Crowley's Ridge (11/13/24)
3-Point Field Goals Made	4	2x, last vs. Westminster (12/29/24)
3-Point Field Goals Attempted	10	2x, last vs. Westminster (12/29/24)
Free Throws Made	3	2x, last vs. Crowley's Ridge (11/13/24)
Free Throws Attempted	4	at Bradley (11/4/24)
Assists	2	at Central Arkansas (11/21/24)
Blocks	1	at Central Arkansas (11/21/24)
Steals	3	vs. Westminster (12/29/24)
Minutes	29	at Central Arkansas (11/21/24)

Walkup's Career Statistics at Southeast Missouri

Overall

Season	G-GS	Min	Avg	FG-FGA	Pct	3FG-3FGA	Pct	FT-FTA	Pct	Off	Def	Tot	Avg	PF	FO	A	TO	Blk	Stl	Pts	Avg
2024-25	14-0	230	16.4	25-72	.347	16-50	.320	11-13	.846	9	23	32	2.3	14	0	10	11	2	9	77	5.5

Ohio Valley Conference Games Only

Season	G-GS	Min	Avg	FG-FGA	Pct	3FG-3FGA	Pct	FT-FTA	Pct	Off	Def	Tot	Avg	PF	FO	A	TO	Blk	Stl	Pts	Avg
2024-25	3-0	24	8.0	1-6	.167	0-2	.000	0-0	.000	2	2	4	1.3	2	0	1	1	0	1	2	0.7

SOUTHERN INDIANA
JANUARY 9

2024-25 REDHAWKS

6-0 / 180 / So.
St. Louis, Mo.
Chaminade College Prep

2
GUARD

BJ WARD

2024-25 Notes

- Scored double figures in seven games.
- Was in the starting lineup for the last 14 contests.
- Ranks third on the team in scoring with 9.5 points per game and is second with 22 three-pointers made. Is also 21-of-22 at the free throw line.
- Made a nice season debut when he scored 17 points off the bench at Bradley (11/4).
- Made 7-of-10 field goals and buried three 3-pointers in 21 minutes.
- Scored 14 of his points in 11 minutes during the first half.
- In his first start of the season at Vanderbilt (11/10), poured in a career-best 22 points and made a career-high six 3-pointers.
- Turned in his first career double-double with 11 points and 10 rebounds vs. Crowley's Ridge (11/13).
- Scored 19 points at Central Arkansas (11/21) and followed that up with 10 vs. UNC Asheville (11/22) a day later.
- Pitched in 18 points vs. SIU Edwardsville (12/21).
- Ranks second on the team in assists (48) and second in steals (15).

Ward's Game-by-Game Statistics

2024-25	FG	3P	FT	O/D	REB	F	PTS	A	TO	B	S	M
at Bradley	7-10	3-5	0-0	0/0	0	2	17	1	2	0	3	21
at Vanderbilt*	8-13	6-7	0-0	0/1	1	4	22	5	0	0	0	34
Crowley's Ridge Coll.*	4-8	1-4	2-2	1/9	10	1	11	7	3	0	1	24
Chattanooga*	5-10	1-5	2-2	1/2	3	4	13	3	2	0	1	33
at Central Arkansas*	6-13	4-9	3-3	0/1	1	2	19	2	3	0	0	31
vs. UNC Asheville*	3-9	2-3	2-2	0/0	0	5	10	1	0	0	1	29
Kansas City*	0-9	0-4	0-0	3/3	6	5	0	2	0	0	3	29
at Lipscomb*	3-5	0-0	0-0	0/1	1	0	6	3	3	0	1	29
at Murray State*	2-8	0-2	0-0	0/1	1	1	4	1	3	0	0	29
St. Mary of the Woods*	3-11	0-6	0-0	0/2	2	0	6	5	2	0	1	32
Eastern Illinois*	1-3	1-2	2-2	1/0	1	2	5	4	2	1	1	29
SIU Edwardsville*	6-14	4-10	2-2	0/4	4	0	18	4	1	0	0	34
Westminster*	0-3	0-2	1-1	1/2	3	1	1	4	0	0	1	23
at Tennessee State*	1-9	0-3	5-6	0/5	5	1	7	2	0	0	0	34
at UT Martin*	1-4	0-3	2-2	1/0	1	0	4	4	2	0	2	33
Southern Indiana												
Morehead State												
Little Rock												
at Tennessee Tech												
at Lindenwood												
at Western Illinois												
UT Martin												
Tennessee State												
at Morehead State												
at Southern Indiana												
at Little Rock												
Tennessee Tech												
Western Illinois												
Lindenwood												
at SIU Edwardsville												
at Eastern Illinois												

* - Game Started

2024-25 SEASON-HIGHS

Points	22	at Vanderbilt (11/10/24)
Total Rebounds	10	vs. Crowley's Ridge (11/13/24)
Offensive Rebounds	3	vs. Kansas City (11/30/24)
Defensive Rebounds	9	vs. Crowley's Ridge (11/13/24)
Field Goals Made	8	at Vanderbilt (11/10/24)
Field Goals Attempted	14	vs. SIU Edwardsville (12/21/24)
3-Point Field Goals Made	6	at Vanderbilt (11/10/24)
3-Point Field Goals Attempted	10	vs. SIU Edwardsville (12/21/24)
Free Throws Made	5	at Tennessee State (1/2/25)
Free Throws Attempted	6	at Tennessee State (1/2/25)
Assists	7	vs. Crowley's Ridge (11/13/24)
Blocks	1	vs. Eastern Illinois (12/19/24)
Steals	3	2x, last vs. Kansas City (11/30/24)
Minutes	34	3x, last at Tennessee State (1/2/25)

CAREER-HIGHS

Points	22	at Vanderbilt (11/10/24)
Total Rebounds	10	vs. Crowley's Ridge (11/13/24)
Offensive Rebounds	3	vs. Kansas City (11/30/24)
Defensive Rebounds	9	vs. Crowley's Ridge (11/13/24)
Field Goals Made	8	at Vanderbilt (11/10/24)
Field Goals Attempted	14	vs. SIU Edwardsville (12/21/24)
3-Point Field Goals Made	6	at Vanderbilt (11/10/24)
3-Point Field Goals Attempted	10	vs. SIU Edwardsville (12/21/24)
Free Throws Made	5	at Tennessee State (1/2/25)
Free Throws Attempted	6	at Tennessee State (1/2/25)
Assists	7	3x, last vs. Crowley's Ridge (11/13/24)
Blocks	1	3x, last vs. Eastern Illinois (12/19/24)
Steals	3	3x, last vs. Kansas City (11/30/24)
Minutes	34	3x, last at Tennessee State (1/2/25)

Ward's Career Statistics at Southeast Missouri

Overall

Season	G-GS	Min	Avg	FG-FGA	Pct	3FG-3FGA	Pct	FT-FTA	Pct	Off	Def	Tot	Avg	PF	FO	A	TO	Blk	Stl	Pts	Avg
2023-24	29-2	541	18.7	47-150	.313	11-68	.162	10-17	.588	6	32	38	1.3	30	0	55	24	2	17	115	4.0
2024-25	15-14	444	29.6	50-129	.388	22-65	.338	21-22	.955	8	31	39	2.6	28	2	48	23	1	15	143	9.5
Total	44-16	985	22.4	97-279	.348	33-133	.248	31-39	.795	14	63	77	1.8	58	2	103	47	3	32	258	5.9

Ohio Valley Conference Games Only

Season	G-GS	Min	Avg	FG-FGA	Pct	3FG-3FGA	Pct	FT-FTA	Pct	Off	Def	Tot	Avg	PF	FO	A	TO	Blk	Stl	Pts	Avg
2023-24	17-2	275	16.2	25-82	.305	5-34	.147	6-11	.545	3	14	17	1.0	10	0	25	14	0	8	61	3.6
2024-25	4-4	130	32.5	9-30	.300	5-18	.278	11-12	.917	2	9	11	2.8	3	0	14	5	1	3	34	8.5
Total	21-6	405	19.3	34-112	.304	10-52	.192	17-23	.739	5	23	28	1.3	13	0	39	19	1	11	95	4.5

2024-25 REDHAWKS

SOUTHERN INDIANA
JANUARY 9

6-2 / 175 / Sr.
Blytheville, Ark.
Blytheville H.S.
Texas A&M-CC

30
GUARD

TEDDY WASHINGTON JR.

2024-25 Notes

- Started 14 games.
- Southeast Missouri's leading scorer with 16.4 points per game.
- Tops the team in rebounds with 6.4 per contest.
- Scored double figures in 12 games, including each of his last six starts.
- Turned in a double-double three times when he had 18 points and 10 rebounds vs. Crowley's Ridge (11/13), 25 points and 10 boards vs. Chattanooga (11/17) and 28 points and 10 rebounds in his first career Ohio Valley Conference start vs. Eastern Illinois (12/19).
- Dropped in a season-high 28 points on two occasions vs. Kansas City (11/30) and Eastern Illinois (12/19).
- Scored over 20 points on three occasions.
- Is fifth in the Ohio Valley Conference in scoring, eighth in rebounding and sixth in 3-point field goals made (34).
- Leads the team with 34 three-pointers made.
- Tied for fifth in the OVC with 17.7 points per game in conference play.

Prior to Southeast Missouri

- Saw action in 27 games and made one start at Texas A&M-Corpus Christi in 2023-24.
- Finished second on the team with 37 steals for an average of 1.4 per game.
- Had 10 multi-steal games, including six with three or more.
- Posted a season-high four steals vs. New Orleans.
- Scored double figures six times, pulled down 70 rebounds and dished out 28 assists.
- Played one season at Moberly Area Community College, one at Shawnee Community College and one at Pensacola State College.
- Earned All-Region honors and was the recipient of the team's Leadership Award at Moberly Area CC.
- Guided Moberly Area CC to a 30-4 record and No. 4 national ranking.
- Garnered All-State and All-Conference laurels at Blytheville High School.

Washington, Jr.'s Game-by-Game Statistics

2024-25	FG	3P	FT	O/D	REB	F	PTS	A	TO	B	S	M
at Bradley*	2-13	0-5	0-0	0/5	5	1	4	2	2	0	2	28
at Vanderbilt*	8-16	2-6	1-2	0/3	3	2	19	1	1	1	1	20
Crowley's Ridge Coll.*	8-15	2-7	0-0	3/7	10	0	18	3	1	1	0	23
Chattanooga*	10-21	2-10	3-4	1/9	10	0	25	4	1	0	3	38
at Central Arkansas*	7-20	3-10	2-2	2/6	8	5	19	2	1	0	0	28
vs. UNC Asheville*	6-16	2-8	1-2	0/7	7	4	15	3	2	0	2	31
Kansas City*	10-18	7-12	1-2	0/5	5	1	28	2	5	0	2	31
at Lipscomb*	3-8	1-3	0-0	0/3	3	1	7	1	2	0	0	25
at Murray State*	4-11	2-4	2-2	0/2	2	0	12	1	2	0	0	34
St. Mary of the Woods*	4-9	1-5	3-3	1/5	6	3	12	7	1	1	3	24
Eastern Illinois*	8-15	5-10	7-7	1/9	10	1	28	1	1	0	0	38
SIU Edwardsville*	6-13	2-4	3-3	1/6	7	2	17	3	1	0	2	33
Westminster	DNP	-	-	-	-	-	-	-	-	-	-	-
at Tennessee State*	3-12	2-9	3-4	0/2	2	1	11	1	4	1	7	37
at UT Martin*	5-13	3-7	2-4	1/8	9	1	15	3	3	2	1	35
Southern Indiana												
Morehead State												
Little Rock												
at Tennessee Tech												
at Lindenwood												
at Western Illinois												
UT Martin												
Tennessee State												
at Morehead State												
at Southern Indiana												
at Little Rock												
Tennessee Tech												
Western Illinois												
Lindenwood												
at SIU Edwardsville												
at Eastern Illinois												

• - Game Started

2024-25 SEASON/CAREER-HIGHS

Points	28	2x, last vs. Eastern Illinois (12/19/24)
Total Rebounds	10	3x, last vs. Eastern Illinois (12/19/24)
Offensive Rebounds	3	vs. Crowley's Ridge (11/13/24)
Defensive Rebounds	9	2x, last vs. Eastern Illinois (12/19/24)
Field Goals Made	10	2x, last vs. Kansas City (11/30/24)
Field Goals Attempted	21	vs. Chattanooga (11/17/24)
3-Point Field Goals Made	7	vs. Kansas City (11/30/24)
3-Point Field Goals Attempted	12	vs. Kansas City (11/30/24)
Free Throws Made	7	vs. Eastern Illinois (12/19/24)
Free Throws Attempted	7	vs. Eastern Illinois (12/19/24)
Assists	7	vs. St. Mary of the Woods (12/15/24)
Blocks	2	at UT Martin (1/4/25)
Steals	7	at Tennessee State (1/2/25)
Minutes	38	2x, last vs. Eastern Illinois (12/19/24)

Washington, Jr.'s Career Statistics at Southeast Missouri

Overall

Season	G-GS	Min	Avg	FG-FGA	Pct	3FG-3FGA	Pct	FT-FTA	Pct	Off	Def	Tot	Avg	PF	FO	A	TO	Blk	Stl	Pts	Avg
2024-25	14-14	438	31.3	84-203	.414	34-102	.333	28-35	.800	10	79	89	6.4	24	1	36	28	6	24	230	16.4

Ohio Valley Conference Games Only

Season	G-GS	Min	Avg	FG-FGA	Pct	3FG-3FGA	Pct	FT-FTA	Pct	Off	Def	Tot	Avg	PF	FO	A	TO	Blk	Stl	Pts	Avg
2024-25	4-4	143	35.8	22-53	.415	12-30	.400	15-18	.833	3	25	28	7.0	5	0	8	9	3	10	71	17.8

SOUTHERN INDIANA
JANUARY 9

GAME SUMMARIES

PEORIA, Ill. - BJ Ward scored a career-high 17 points and Southeast Missouri dropped its season-opener to preseason Missouri Valley Conference favorite Bradley, 88-60, at Carver Arena.

Ward scored 14 of his points in the first half and surpassed his previous career-best of 13 vs. Tennessee Tech on Feb. 8, 2024.

His effort, however, wasn't enough against a hot shooting BU team that hit 55.6 percent (30-of-54) of its field goals and buried 10 three-pointers.

The Braves were on fire from the get-go making six of their first seven shots to grab an early 15-2 lead 4:17 into the contest. BU made its first five field goals with Darius Hannah and Christian Davis scoring five points each to key the stretch.

BU led as many as 29 with a little over three minutes left before polishing off its victory.

Ward finished at 7-of-10 from the field and 3-of-5 from long range. He also dished out one assist and had a team-high three steals.

Damarion Walkup followed with 11 points off the bench.

NASHVILLE, Tenn. - BJ Ward poured in a career-high 22 points and made six 3-pointers as Southeast Missouri gave Southeastern Conference member Vanderbilt all it could handle in a 85-76 loss.

As a team, SEMO made 12 three-pointers and shot 52.2 percent from long range. The Redhawks outscored VU, 36-9, from beyond the arc.

Behind Ward's first three 3-pointers, SEMO started strong out of the gate.

The Redhawks made four of their first seven shots and proceeded to take their first double-digit lead of the season at 16-6 on Ward's third trey with 14 minutes remaining in the first half.

The Commodores then went ahead for the first time when Tyler Nickel scored a layup and never trailed again after that.

Ward shot 8-of-13 from the field with a career-best 6-of-7 three-pointers in his first start of the season.

Teddy Washington, Jr. followed with 19 points and TJ Biel chipped in 12.

Official Basketball Box Score - Final
Southeast Mo. St. at Bradley
11/04/24 Carver Arena, Peoria
2024-25 Men's Basketball

Game Time: 7:00 PM
Game Duration: 1:50
Attendance: 5,014

Officials: Ed Crenshaw, Mick Fieldbinder, Wesley Harper

Southeast Mo. St. - 60 Record: 0-1

NO.	Name		Min	FG M-A	3P M-A	FT M-A	Rebounds OR	DR	TOT	Fouls PF	FD	TP	AS	TO	ST	Blocks BS	BA	+/-
15	Brendan Terry	F	12:57	3-3	0-0	1-4	0	0	0	3	2	7	0	3	2	1	0	-17
1	Rob Martin	G	25:50	2-4	0-1	2-2	1	1	2	3	2	6	3	0	0	0	0	-24
4	Troy Cole, Jr.	G	17:37	2-5	0-2	0-0	0	1	1	1	0	4	0	1	1	0	0	-21
5	TJ Biel	G	13:07	1-5	0-1	0-0	1	3	4	1	1	2	0	2	0	1	0	-17
10	Teddy Washington, Jr.	G	28:43	2-13	0-5	0-0	0	5	5	1	2	4	2	2	2	0	2	-19
3	Damarion Walkup		26:34	3-9	2-6	3-4	2	2	4	1	2	11	1	3	1	0	0	-15
22	Saxton Hoepker		09:25	0-1	0-0	0-0	0	0	0	2	0	0	0	0	1	0	0	-1
30	Elliot Lowndes		11:53	0-1	0-1	0-0	1	3	4	1	0	0	0	1	0	0	0	-11
2	BJ Ward		21:19	7-10	3-5	0-0	0	0	0	2	0	17	1	2	3	0	0	-1
35	Mason Hanback		08:00	1-1	0-0	0-0	0	0	0	2	0	2	0	0	1	0	0	-4
55	Marqueas Bell		17:25	2-4	1-2	0-0	0	2	2	2	0	5	1	2	0	0	1	-14
18	David Idada		07:10	1-1	0-0	0-0	2	0	2	1	1	2	0	1	0	0	0	4
Team							2	1	3			0		0				
Totals				24-57	6-23	6-10	9	18	27	20	10	60	8	17	11	2	3	-28

Shooting By Period		
1st FG%	13-28	46.4%
3PT%	3-7	42.9%
FT%	0-0	0%
2nd FG%	11-29	37.9%
3PT%	3-16	18.8%
FT%	6-10	60%
GM FG%	24-57	42.1%
3PT%	6-23	26.1%
FT%	6-10	60.0%

Dead Ball Rebounds: 2, 0

Technical Fouls::NONE

Bradley - 88 Record: 1-0

NO.	Name		Min	FG M-A	3P M-A	FT M-A	Rebounds OR	DR	TOT	Fouls PF	FD	TP	AS	TO	ST	Blocks BS	BA	+/-
1	Almar Atlason	F	19:08	5-8	3-4	0-1	1	7	8	4	1	13	0	3	1	1	0	17
35	Darius Hannah	F	28:58	4-6	1-3	0-0	0	3	3	1	1	9	5	2	3	0	0	23
3	Zek Montgomery	G	25:19	2-6	1-3	2-2	1	0	1	1	1	7	0	2	2	0	0	29
5	Christian Davis	G	28:21	6-7	2-3	1-1	2	4	6	1	2	15	3	3	1	1	0	19
21	Duke Deen	G	28:42	2-7	1-4	2-2	0	1	1	0	3	7	4	1	0	0	0	18
0	Demarion Burch		20:52	3-3	1-1	2-3	0	2	2	1	3	9	2	1	1	0	0	8
14	Ahmet Jonovic		10:51	2-4	0-0	2-4	2	5	7	1	2	6	0	1	0	0	0	-1
22	Jaquan Johnson		18:31	4-6	0-1	7-10	2	0	2	0	6	15	1	1	1	0	1	17
4	Corey Thomas		09:23	2-6	1-4	2-2	1	3	4	1	1	7	0	0	0	1	0	11
2	Connor Dillon		04:29	0-0	0-0	0-0	1	0	1	0	0	0	0	1	1	0	0	-5
10	Timoty Knapp		03:07	0-1	0-0	0-0	0	1	1	0	0	0	0	0	0	0	1	2
25	Goanar Billew		01:41	0-0	0-0	0-0	0	0	0	0	0	0	0	0	0	0	0	1
34	Connor Linke		00:39	0-0	0-0	0-0	0	0	0	0	0	0	0	0	0	0	0	1
Team							0	0	0			0		1				
Totals				30-54	10-23	18-25	10	26	36	10	20	88	15	16	10	3	2	28

Shooting By Period		
1st FG%	17-28	60.7%
3PT%	7-13	53.8%
FT%	5-6	83.3%
2nd FG%	13-26	50.0%
3PT%	3-10	30.0%
FT%	13-19	68.4%
GM FG%	30-54	55.6%
3PT%	10-23	43.5%
FT%	18-25	72.0%

Dead Ball Rebounds: 3, 0

Technical Fouls::NONE

	SEMO	BRAD
Biggest lead	0 (1st 20:00)	29 (2nd 4:07)
Best Scoring Run	6(1st 14:42)	11(2nd 4:07)
Lead Changes	0	
Times Tied	0	
Time with Lead	00:00	39:35

Points from	SEMO	BRAD
Turnovers	19	25
Paint	26	34
Second Chance	9	11
Fast Breaks	5	12
Bench	37	37

Period by Period Scoring	1st	2nd	TOT
SEMO	29	31	60
BRAD	46	42	88

Official Basketball Box Score - Final
Southeast Mo. St. at Vanderbilt
11/10/24 Memorial Gymnasium, Nashville, Tenn.
Vanderbilt vs. SEMO

Game Time: 12:00 PM
Game Duration: 2:10
Attendance: 5,700

Officials: Joe Lindsay, Steven Anderson, Chase Shaw

Southeast Mo. St. - 76 Record: 0-2

NO.	Name		Min	FG M-A	3P M-A	FT M-A	Rebounds OR	DR	TOT	Fouls PF	FD	TP	AS	TO	ST	Blocks BS	BA	+/-
15	Brendan Terry	F	20:09	2-5	0-0	0-0	1	3	4	2	3	4	2	1	0	1	0	-14
1	Rob Martin	G	31:24	2-6	0-0	5-7	0	1	1	3	5	9	4	0	0	0	0	-15
2	BJ Ward	G	33:52	8-13	6-7	0-0	0	1	1	4	1	22	5	0	0	0	2	2
4	Troy Cole, Jr.	G	12:09	3-7	0-2	0-0	1	2	3	5	0	6	0	0	1	0	1	-4
10	Teddy Washington, Jr.	G	33:14	8-19	2-8	1-2	0	5	5	4	4	19	3	2	2	1	0	-5
30	Elliot Lowndes		10:03	1-2	0-0	0-0	0	2	2	3	0	2	1	0	0	0	0	8
5	TJ Biel		21:12	4-7	4-6	0-2	1	5	6	3	3	12	1	2	0	1	1	-4
3	Damarion Walkup		18:36	0-1	0-1	2-2	0	3	3	1	1	2	1	1	0	0	0	-1
18	David Idada		00:57	0-0	0-0	0-0	0	0	0	0	0	0	0	0	1	0	0	-3
55	Marqueas Bell		04:22	0-1	0-0	0-0	0	0	0	1	0	0	0	1	0	0	1	-4
22	Saxton Hoepker		06:18	0-2	0-1	0-0	0	2	2	3	0	0	0	0	0	0	1	-8
35	Mason Hanback		07:44	0-0	0-0	0-0	0	2	2	2	0	0	1	0	0	0	0	3
Team							1	2	3			0		0				
Totals				28-63	12-25	8-13	4	28	32	31	17	76	18	8	3	3	6	-9

Shooting By Period		
1st FG%	13-28	46.4%
3PT%	7-13	53.8%
FT%	5-7	71.4%
2nd FG%	15-35	42.9%
3PT%	5-12	41.7%
FT%	3-6	50%
GM FG%	28-63	44.4%
3PT%	12-25	48.0%
FT%	8-13	61.5%

Dead Ball Rebounds: 3, 0

Technical Fouls: Washington, Jr. 2nd 4:51

Vanderbilt - 85 Record: 2-0

NO.	Name		Min	FG M-A	3P M-A	FT M-A	Rebounds OR	DR	TOT	Fouls PF	FD	TP	AS	TO	ST	Blocks BS	BA	+/-
5	Tyler Nickel	F	25:11	3-10	2-7	3-3	2	6	8	2	3	11	0	0	0	0	0	-1
22	Jaylen Carey	F	20:41	2-6	0-1	2-2	2	3	5	2	1	6	0	2	0	0	1	0
99	Devin McGlockton	F	26:15	4-9	0-0	6-9	11	8	19	1	6	14	2	1	0	4	0	10
1	Jason Edwards	G	27:28	4-10	1-4	8-9	0	3	3	2	6	17	1	1	0	0	0	18
4	Grant Huffman	G	18:39	1-2	0-1	2-2	0	1	1	1	2	4	3	0	0	0	0	6
2	MJ Collins		17:41	4-7	0-3	0-1	2	2	4	1	1	8	0	3	0	0	0	-6
11	A.J. Hoggard		23:54	2-11	0-6	7-10	0	2	2	4	8	11	4	2	2	1	1	3
3	Tyler Tanner		21:37	2-6	0-3	2-3	1	1	2	3	2	6	0	0	4	0	0	2
30	Chris Manon		14:51	2-3	0-0	2-2	2	4	6	2	1	6	0	0	1	1	1	7
10	Jordan Williams		03:43	1-1	0-0	0-0	0	1	1	0	0	2	0	0	0	0	0	6
Team							0	2	2			0		0				
Totals				25-65	3-25	32-41	20	33	53	18	30	85	10	9	7	6	3	9

Shooting By Period		
1st FG%	12-34	35.3%
3PT%	1-13	7.7%
FT%	15-22	68.2%
2nd FG%	13-31	41.9%
3PT%	2-12	16.7%
FT%	17-19	89.5%
GM FG%	25-65	38.5%
3PT%	3-25	12.0%
FT%	32-41	78.0%

Dead Ball Rebounds: 1, 0

Technical Fouls: Hoggard 2nd 4:51

	SEMO	Vandy
Biggest lead	10 (1st 14:00)	13 (2nd 1:28)
Best Scoring Run	8(2nd 14:11)	9(1st 8:30)
Lead Changes	1	
Times Tied	1	
Time with Lead	10:27	28:30

Points from	SEMO	Vandy
Turnovers	8	12
Paint	22	42
Second Chance	0	22
Fast Breaks	2	2
Bench	16	33

Period by Period Scoring	1st	2nd	TOT
SEMO	38	38	76
Vandy	40	45	85

GAME SUMMARIES

SOUTHERN INDIANA
JANUARY 9

CAPE GIRARDEAU, Mo. - Damarion Walkup scored a game-high 23 points and Teddy Washington, Jr. and BJ Ward each turned in a double-double to lead Southeast Missouri to a dominating 93-38 win over Crowley's Ridge College.

Washington, Jr. and Ward each posted the first double-double of their careers with Washington, Jr. going for 18 points and 10 rebounds and Ward collecting 11 points and 10 boards.

It didn't take long for SEMO to put the game out of reach.

The Redhawks limited CRC to only six field goals and 17 points in the opening stanza en route to their commanding 47-17 halftime advantage.

At one time, the Pioneers missed 12-straight shots and didn't score for over six minutes.

Meanwhile, SEMO opened the game with a 26-5 run and never turned back.

As a team, SEMO drained 11 three-pointers finishing with more than 10 threes in a game for the second-straight contest.

CAPE GIRARDEAU, Mo. - Rob Martin matched a career-high 29 points and Teddy Washington, Jr. had a double-double 25 points and 10 rebounds as Southeast Missouri came up short in an 87-82 loss to Chattanooga.

Down, 83-79, with 36 seconds to go, Martin drained a 3-pointer to get SEMO within one 23 seconds later. His big 3-pointer came after Bash Wieland missed two free throws.

Following a 30-second timeout, Honor Huff was fouled and knocked down two free throws to give UTC a 85-82 edge with 11 seconds.

The Redhawks had one last opportunity and Martin had a good look from the top of the arc, but his 3-point shot came off the rim and Jack Kostel made two free throws in the final seconds to seal the victory.

Martin's driving layup put SEMO ahead, 54-51, with just under 17 minutes to play before the momentum swung in the Mocs' direction.

Official Basketball Box Score - Final
Crowley's Ridge at Southeast Mo. St.
11/13/24 Show Me Center, Cape Girardeau
2024-25 Men's Basketball

Game Time: 6:30 PM
Game Duration: 1:35
Attendance: 745

Officials: Ed Crenshaw, Chance Wallesen, Bob Franklin

Crowley's Ridge - 38 **Record: 1-1**

NO.	Name		Min	FG M-A	3P M-A	FT M-A	Rebounds OR	DR	TOT	Fouls PF	FD	TP	AS	TO	ST	Blocks BS	BA	+/-
2	Braxton Cousins	F	24:18	2-9	0-1	3-4	0	2	2	3	4	7	3	3	1	0	2	-38
0	Caleb Wade	G	22:17	1-6	0-5	0-0	0	3	3	1	1	2	0	1	0	0	0	-22
5	Timquorian Johnson	G	24:57	0-6	0-3	0-0	1	4	5	2	1	0	0	3	2	0	0	-38
10	Zak Brown	G	27:06	3-10	0-1	0-0	0	6	6	0	0	6	2	3	3	0	3	-33
11	Arthur Johnson IV	G	11:53	1-2	0-0	0-0	1	1	2	1	0	2	0	0	1	0	0	-19
25	Hayden Robinson		18:12	0-3	0-2	0-0	1	4	5	1	0	0	1	2	0	1	0	-23
13	Jerrodney Tubbs		12:25	0-4	0-1	0-0	1	2	3	1	0	0	0	0	0	0	0	-17
7	Gavin Hall		17:06	4-6	0-2	0-1	0	1	1	1	1	8	2	2	0	0	0	-26
8	Trent McGowan		18:40	3-6	3-5	0-0	0	0	0	1	1	9	0	1	0	0	0	-18
1	Shawn-Hudson Seegraves		06:02	0-2	0-1	0-0	0	0	0	0	0	0	0	0	0	0	0	-15
24	Hunter Wilkerson		08:32	1-1	0-0	0-0	0	1	1	1	0	2	0	1	0	0	0	-13
30	Josh Lazzarino		05:15	1-4	0-2	0-0	0	0	0	0	0	2	0	0	0	0	0	-13
21	Peyton Griffith		03:17	0-0	0-0	0-0	0	0	0	0	0	0	1	1	0	0	0	0
Team							0	0	0			0		1				
Totals				16-59	3-23	3-5	4	24	28	12	8	38	9	18	7	1	5	-55

Technical Fouls::NONE

Shooting By Period		
1st FG%	6-29	20.7%
3PT%	2-10	20.0%
FT%	3-5	60%
2nd FG%	10-30	33.3%
3PT%	1-13	7.7%
FT%	0-0	0%
GM FG%	16-59	27.1%
3PT%	3-23	13.0%
FT%	3-5	60.0%

Dead Ball Rebounds: 1, 2

Southeast Mo. St. - 93 **Record: 1-2**

NO.	Name		Min	FG M-A	3P M-A	FT M-A	Rebounds OR	DR	TOT	Fouls PF	FD	TP	AS	TO	ST	Blocks BS	BA	+/-
15	Brendan Terry	F	10:59	1-1	0-0	0-0	0	0	0	2	0	2	1	0	3	1	0	13
1	Rob Martin	G	25:25	3-8	1-1	0-0	0	1	1	0	1	7	7	2	0	0	1	43
2	BJ Ward	G	23:44	4-8	1-4	2-2	1	9	10	1	1	11	7	3	1	0	0	24
4	Troy Cole, Jr.	G	20:39	4-9	1-4	0-1	0	1	1	1	3	9	0	0	2	0	0	26
10	Teddy Washington, Jr.	G	23:39	8-15	2-7	0-0	3	7	10	0	1	18	3	1	0	1	0	34
30	Elliot Lowndes		13:41	3-6	0-1	1-2	1	2	3	1	2	7	1	0	0	2	0	24
3	Damarion Walkup		25:28	8-14	4-10	3-3	2	4	6	1	1	23	1	2	2	0	0	43
5	TJ Biel		17:44	3-8	2-6	2-2	1	4	5	1	2	10	1	0	0	0	0	26
35	Mason Hanback		05:56	0-2	0-0	0-0	1	0	1	0	0	0	0	0	0	0	0	5
55	Marqueas Bell		13:41	1-2	0-1	0-0	1	5	6	0	1	2	1	1	1	0	0	21
18	David Idada		09:24	1-1	0-0	0-0	1	2	3	1	0	2	0	0	1	0	0	13
22	Saxton Hoepker		09:40	1-2	0-1	0-0	2	2	4	0	0	2	0	0	0	1	0	3
Team							0	0	0			0		0				
Totals				37-76	11-35	8-10	13	37	50	8	12	93	22	9	10	5	1	55

Technical Fouls::NONE

Shooting By Period		
1st FG%	17-37	45.9%
3PT%	5-15	33.3%
FT%	8-9	88.9%
2nd FG%	20-39	51.3%
3PT%	6-20	30.0%
FT%	0-1	0%
GM FG%	37-76	48.7%
3PT%	11-35	31.4%
FT%	8-10	80.0%

Dead Ball Rebounds: 2, 3

	CROW	SEMO
Biggest lead	0 (1st 20:00)	57 (2nd 1:32)
Best Scoring Run	6(1st 0:12)	14(1st 9:51)
Lead Changes	0	
Times Tied	1	
Time with Lead	00:00	39:17

Points from	CROW	SEMO
Turnovers	9	19
Paint	22	44
Second Chance	1	13
Fast Breaks	5	11
Bench	21	46

Period by Period Scoring	1st	2nd	TOT
CROW	17	21	38
SEMO	47	46	93

Official Basketball Box Score - Final
Chattanooga at Southeast Mo. St.
11/17/24 Show Me Center, Cape Girardeau
2024-25 Men's Basketball

Game Time: 2:00 PM
Game Duration: 2:03
Attendance: 580

Officials: Steve Divine, Dillon Brasher, Alex Manuel

Chattanooga - 87 **Record: 2-3**

NO.	Name		Min	FG M-A	3P M-A	FT M-A	Rebounds OR	DR	TOT	Fouls PF	FD	TP	AS	TO	ST	Blocks BS	BA	+/-
23	Latif Diouf	F	20:22	3-8	0-1	0-0	2	3	5	1	3	6	2	2	0	0	1	5
24	Garrison Keeslar	F	21:16	5-7	1-3	2-2	0	2	2	2	2	13	2	0	0	0	0	-9
2	Trey Bonham	G	29:44	3-9	2-7	5-6	1	5	6	2	4	13	1	3	1	0	0	6
3	Honor Huff	G	33:11	1-5	0-4	2-2	1	3	4	2	2	4	1	3	0	0	0	-1
22	Bash Wieland	G	25:24	3-7	0-0	6-11	2	6	8	0	6	12	0	0	0	0	1	5
7	Sean Cusano		16:17	5-5	2-2	2-3	0	1	1	1	2	14	1	2	0	0	0	-2
34	Makai Richards		13:54	1-3	0-0	1-2	1	2	3	4	1	3	1	1	0	2	1	-6
0	Noah Melson		19:49	5-9	4-7	1-2	0	5	5	1	1	15	0	1	0	0	0	10
11	Jack Kostel		13:31	2-3	0-1	3-3	0	4	4	1	2	7	2	1	1	0	0	15
21	Collin Mulholland		06:32	0-2	0-1	0-0	0	0	0	1	1	0	2	1	0	0	0	2
Team							0	0	0			0		1				
Totals				28-58	9-26	22-31	7	31	38	15	24	87	12	15	2	2	3	5

Technical Fouls::NONE

Shooting By Period		
1st FG%	16-30	53.3%
3PT%	7-11	63.6%
FT%	6-9	66.7%
2nd FG%	12-28	42.9%
3PT%	2-15	13.3%
FT%	16-22	72.7%
GM FG%	28-58	48.3%
3PT%	9-26	34.6%
FT%	22-31	71.0%

Dead Ball Rebounds: 6, 0

Southeast Mo. St. - 82 **Record: 1-3**

NO.	Name		Min	FG M-A	3P M-A	FT M-A	Rebounds OR	DR	TOT	Fouls PF	FD	TP	AS	TO	ST	Blocks BS	BA	+/-
15	Brendan Terry	F	13:53	4-6	0-0	0-0	1	2	3	5	0	8	1	2	1	0	0	3
1	Rob Martin	G	36:39	12-24	2-6	3-5	1	4	5	2	4	29	3	2	1	0	0	-4
2	BJ Ward	G	33:25	5-10	1-5	2-2	1	2	3	4	2	13	3	2	1	0	1	2
4	Troy Cole, Jr.	G	12:12	0-1	0-0	1-2	0	0	0	4	1	1	0	0	0	0	1	-2
10	Teddy Washington, Jr.	G	38:33	10-21	2-10	3-4	1	9	10	0	3	25	4	1	3	0	0	-10
30	Elliot Lowndes		19:08	0-3	0-3	1-2	0	5	5	2	2	1	0	0	1	2	0	5
5	TJ Biel		19:17	1-2	1-2	0-0	1	1	2	2	0	3	0	0	1	1	0	-3
3	Damarion Walkup		09:42	0-1	0-0	0-0	0	1	1	3	0	0	1	0	0	0	0	-11
18	David Idada		10:27	1-2	0-0	0-2	1	0	1	2	3	2	1	1	0	0	0	-5
22	Saxton Hoepker		06:44	0-0	0-0	0-0	1	0	1	0	0	0	0	0	1	0	0	0
Team							0	0	0			0		0				
Totals				33-70	6-26	10-17	7	24	31	24	15	82	13	8	9	3	2	-5

Technical Fouls::NONE

Shooting By Period		
1st FG%	19-32	59.4%
3PT%	3-10	30.0%
FT%	4-5	80%
2nd FG%	14-38	36.8%
3PT%	3-16	18.8%
FT%	6-12	50%
GM FG%	33-70	47.1%
3PT%	6-26	23.1%
FT%	10-17	58.8%

Dead Ball Rebounds: 6, 2

	CHAT	SEMO
Biggest lead	10 (2nd 9:51)	4 (2nd 18:54)
Best Scoring Run	8(2nd 13:42)	6(2nd 18:54)
Lead Changes	6	
Times Tied	8	
Time with Lead	33:23	02:59

Points from	CHAT	SEMO
Turnovers	4	17
Paint	34	34
Second Chance	7	4
Fast Breaks	9	12
Bench	39	6

Period by Period Scoring	1st	2nd	TOT
CHAT	45	42	87
SEMO	45	37	82

SOUTHERN INDIANA
JANUARY 9

GAME SUMMARIES

CONWAY, Ark. - BJ Ward scored 19 points and nailed a big 3-pointer in the closing minute of overtime to send Southeast Missouri to a 77-73 victory over Central Arkansas.

Cole McCormick split two free throws making his second shot to cut SEMO's lead to one when Ward drained a long 3-pointer to put the Redhawks ahead, 75-71, with 26 seconds remaining.

Nine seconds later, TJ Biel made a free throw to keep SEMO's lead at five.

A pair of free throws by Brayden Fagbemi later trimmed the Redhawks lead to 76-73 before Marqueas Bell's free throw finished off the Bears.

Neither team led by more than six points in a tight see-saw battle that featured 19 ties and 15 lead changes.

Tied, 66-66, in the final 20 seconds of regulation, UCA had a chance to get ahead twice when Elias Cato and Michael Evbagharu each missed free throws.

SEMO had an opportunity to win it in regulation, but Teddy Washington, Jr.'s shot missed.

CONWAY, Ark. - Teddy Washington, Jr. scored 15 points and Southeast Missouri shot just 34.9 percent from the field in a 72-64 loss to UNC Asheville.

For the second-straight night, SEMO was involved in a game with several ties and lead changes. The Redhawks, however, just couldn't get any separation.

Down, 17-12, the Redhawks put together an 11-2 run to build a four-point cushion.

Marqueas Bell knocked down a 3-pointer to tie the game and Teddy Washington, Jr., Elliot Lowndes and Rob Martin each followed with baskets to give SEMO a 23-19 advantage with 6:03 remaining in the first half.

UNCA used a 5-0 run during a period where the Redhawks didn't score for over five minutes.

Toyaz Solomon's dunk brought the game tied the game and two free throws by Jordan Marsh gave the Bulldogs a 28-27 edge.

Josh Banks the added a layup push UNCA's lead to 30-27 at the intermission.

Tied, 37-37, SEMO went the final 13:29 without a lead.

Official Basketball Box Score - Final
Southeast Mo. St. at Central Ark.
11/21/24 Farris Center, Conway
2024-25 Men's Basketball

Game Time: 6:30 PM
Game Duration: 2:08
Attendance: 1,311

Officials: Tucson Grigg, Chris Chumley, Blake Thomas

Southeast Mo. St. - 77 Record: 2-3

NO.	Name		Min	FG M-A	3P M-A	FT M-A	Rebounds OR	DR	TOT	Fouls PF	FD	TP	AS	TO	ST	Blocks BS	BA	+/-
15	Brendan Terry	F	20:13	1-3	0-0	2-4	2	0	2	2	5	4	1	3	2	0	1	13
30	Elliot Lowndes	F	15:30	1-2	0-1	0-0	1	7	8	4	0	2	0	0	1	0	0	5
1	Rob Martin	G	37:52	5-14	1-5	0-0	0	3	3	5	0	11	2	1	0	0	0	-6
2	BJ Ward	G	30:15	6-13	4-9	3-3	0	1	1	2	3	19	2	3	0	0	0	10
10	Teddy Washington, Jr.	G	28:36	7-20	3-10	2-2	2	6	8	5	1	19	2	1	0	0	0	5
3	Damarion Walkup		28:33	4-8	3-7	0-0	0	2	2	1	0	11	2	0	0	1	0	3
5	TJ Biel		21:39	0-2	0-1	3-5	0	4	4	1	5	3	1	0	0	1	0	4
18	David Idada		15:14	1-1	0-0	0-1	3	1	4	0	1	2	0	2	1	0	0	-13
4	Troy Cole, Jr.		16:34	1-3	1-2	0-0	0	2	2	0	2	3	0	2	1	0	0	-1
55	Marqueas Bell		10:34	1-2	0-0	1-2	0	3	3	2	0	3	1	1	0	0	1	0
Team							3	2	5			0		0				
Totals				27-68	12-35	11-17	11	31	42	22	17	77	11	13	5	2	2	4

Technical Fouls: Ward 1st 8:36

Shooting By Period		
1st FG%	12-33	36.4%
3PT%	6-18	33.3%
FT%	4-4	100%
2nd FG%	12-29	41.4%
3PT%	5-15	33.3%
FT%	3-5	60%
:OT FG%	3-6	50.0%
3PT%	1-2	50.0%
FT%	4-8	50%
GM FG%	27-68	39.7%
3PT%	12-35	34.3%
FT%	11-17	64.7%

Dead Ball Rebounds: 3, 0

Central Ark. - 73 Record: 1-4

NO.	Name		Min	FG M-A	3P M-A	FT M-A	Rebounds OR	DR	TOT	Fouls PF	FD	TP	AS	TO	ST	Blocks BS	BA	+/-
0	Ubong Abasi Etim	F	06:44	0-0	0-0	0-0	0	2	2	2	0	0	0	1	0	0	0	2
3	Brayden Fagbemi	G	40:35	4-11	1-5	11-12	1	5	6	2	6	20	4	3	3	0	1	6
13	Ben Fox	G	13:19	0-1	0-1	0-0	0	0	0	1	0	0	0	2	1	1	0	-3
25	Elias Cato	G	38:03	8-16	0-2	4-7	1	6	7	2	6	20	1	2	2	0	0	5
32	Layne Taylor	G	41:30	7-19	2-7	1-2	0	9	9	1	1	17	1	2	3	0	1	-9
15	Michael Evbagharu		31:23	2-5	0-1	4-7	4	3	7	2	5	8	1	0	1	0	0	6
1	Jabari West		09:51	2-4	0-1	0-0	3	1	4	0	0	4	0	0	0	1	0	5
4	Nehemiah Turner		07:47	1-2	0-0	0-0	0	1	1	1	0	2	0	1	0	0	0	-3
24	Cole McCormick		27:31	0-4	0-4	2-4	0	3	3	5	3	2	1	1	1	0	0	-17
23	Diogo Seixas		06:42	0-0	0-0	0-0	0	0	0	1	0	0	0	0	0	0	0	-11
17	Ethan Thomas		01:35	0-0	0-0	0-0	0	0	0	0	0	0	0	0	0	0	0	-1
Team							2	2	4			0		1				
Totals				24-62	3-21	22-32	11	32	43	17	21	73	8	13	11	2	2	-4

Technical Fouls::NONE

Shooting By Period		
1st FG%	12-23	52.2%
3PT%	1-6	16.7%
FT%	9-14	64.3%
2nd FG%	11-32	34.4%
3PT%	2-13	15.4%
FT%	8-10	80%
:OT FG%	1-7	14.3%
3PT%	0-2	0.0%
FT%	5-8	62.5%
GM FG%	24-62	38.7%
3PT%	3-21	14.3%
FT%	22-32	68.8%

Dead Ball Rebounds: 6, 0

	SMS	UCA
Biggest lead	6 (1st 8:38)	6 (1st 11:54)
Best Scoring Run	11(1st 9:04)	8(1st 0:33)
Lead Changes	15	
Times Tied	17	
Time with Lead	19:58	12:28

Points from	SMS	UCA
Turnovers	14	7
Paint	22	36
Second Chance	4	9
Fast Breaks	12	12
Bench	22	16

Period by Period Scoring	1st	2nd	OT1	TOT
SMS	34	32	11	77
UCA	34	32	7	73

Official Basketball Box Score - Final
UNC Asheville at Southeast Mo. St.
11/22/24 Farris Center, Conway
2024-25 UCA Classic (Game 2)

Game Time: 6:30 PM
Game Duration: 1:56
Attendance: 125

Officials: Luke Chittum, Nathan Bemis, John St. Clair

UNC Asheville - 72 Record: 2-2

NO.	Name		Min	FG M-A	3P M-A	FT M-A	Rebounds OR	DR	TOT	Fouls PF	FD	TP	AS	TO	ST	Blocks BS	BA	+/-
0	Toyaz Solomon	F	34:11	8-15	0-0	1-2	2	9	11	2	1	17	0	4	1	2	0	10
11	Greg Gantt Jr.	F	24:42	1-3	0-0	1-2	0	7	7	3	2	3	1	1	0	1	0	-15
2	Jordan Marsh	G	29:58	4-13	0-3	6-7	2	6	8	3	5	14	1	1	0	0	0	11
3	Josh Banks	G	31:33	6-13	4-9	7-10	0	5	5	2	7	23	4	1	1	1	1	6
12	Fletcher Abee	G	34:30	0-5	0-4	1-2	0	0	0	3	1	1	3	0	1	0	0	0
4	Jemal Davis		11:29	4-4	0-0	1-2	2	1	3	4	0	9	0	1	0	0	0	8
6	Kameron Taylor		22:30	0-3	0-1	3-4	6	1	7	2	4	3	1	0	2	0	1	5
14	Connor Dubsky		02:55	0-1	0-0	0-0	0	1	1	0	0	0	0	0	0	0	0	5
22	Javoy Thompson		00:36	0-1	0-0	0-0	0	0	0	0	0	0	0	0	0	0	0	0
7	Aidan Rubio		07:36	1-1	0-0	0-0	0	0	0	0	1	2	0	0	0	0	0	10
Team							1	3	4			0		1				
Totals				24-59	4-17	20-29	13	33	46	19	21	72	10	9	5	4	2	8

Technical Fouls::NONE

Shooting By Period		
1st FG%	12-31	38.7%
3PT%	0-9	0.0%
FT%	6-9	66.7%
2nd FG%	12-28	42.9%
3PT%	4-8	50.0%
FT%	14-20	70%
GM FG%	24-59	40.7%
3PT%	4-17	23.5%
FT%	20-29	69.0%

Dead Ball Rebounds: 3, 0

Southeast Mo. St. - 64 Record: 2-4

NO.	Name		Min	FG M-A	3P M-A	FT M-A	Rebounds OR	DR	TOT	Fouls PF	FD	TP	AS	TO	ST	Blocks BS	BA	+/-
15	Brendan Terry	F	23:41	2-5	0-0	3-4	2	6	8	2	3	7	0	1	1	0	0	-2
30	Elliot Lowndes	F	14:15	2-3	0-0	1-2	2	2	4	2	1	5	1	0	0	1	1	12
1	Rob Martin	G	28:25	5-15	0-2	3-4	1	0	1	3	2	13	2	1	0	1	1	0
2	BJ Ward	G	29:33	3-9	2-3	2-2	0	0	0	5	1	10	1	0	1	0	0	-12
10	Teddy Washington, Jr.	G	31:44	6-16	2-8	1-2	0	7	7	4	3	15	3	2	2	0	0	3
18	David Idada		08:30	0-1	0-0	0-0	1	0	1	0	0	0	0	1	0	0	1	-11
5	TJ Biel		10:55	0-0	0-0	0-0	2	2	4	1	2	0	0	0	0	0	0	-10
3	Damarion Walkup		15:33	0-5	0-3	1-2	0	1	1	1	2	1	0	1	0	0	0	-15
4	Troy Cole, Jr.		22:10	1-4	0-1	3-4	1	3	4	2	4	5	0	1	0	0	1	-5
55	Marqueas Bell		15:14	3-5	1-2	1-1	1	3	4	1	1	8	0	0	0	0	0	0
Team							1	2	3			0		0				
Totals				22-63	5-19	15-21	11	26	37	21	19	64	7	7	4	2	4	-8

Technical Fouls::NONE

Shooting By Period		
1st FG%	10-33	30.3%
3PT%	2-10	20.0%
FT%	5-7	71.4%
2nd FG%	12-30	40.0%
3PT%	3-9	33.3%
FT%	10-14	71.4%
GM FG%	22-63	34.9%
3PT%	5-19	26.3%
FT%	15-21	71.4%

Dead Ball Rebounds: 3, 2

	UNC	SEM
Biggest lead	10 (2nd 4:48)	4 (1st 17:49)
Best Scoring Run	7(1st 9:37)	7(1st 7:51)
Lead Changes	10	
Times Tied	9	
Time with Lead	19:34	14:32

Points from	UNC	SEM
Turnovers	12	8
Paint	34	28
Second Chance	13	8
Fast Breaks	8	7
Bench	14	14

Period by Period Scoring	1st	2nd	TOT
UNC	30	42	72
SEM	27	37	64

GAME SUMMARIES

SOUTHERN INDIANA
JANUARY 9

CAPE GIRARDEAU, Mo. - Teddy Washington, Jr. scored a game-high 28 points and made seven 3-pointers to lead Southeast Missouri to an 80-59 win over Kansas City at the Show Me Center.

After KC scored the first basket of the game, SEMO went on a 16-0 run to get an early double-digit lead.

Brendan Terry made a layup on a fast break and Washington, Jr. followed with a 3-pointer. Terry later added four more points before Braxton Stacker buried a 3-pointer to put the Redhawks ahead, 16-2, with a little under 11 minutes in the first half.

The Roos were cold out of the gate missing 11 of their first 12 shots. KC went scoreless for over eight minutes while SEMO stretched its lead to double figures.

The Redhawks headed into the intermission with a comfortable 40-21 lead.

SEMO continued to pour it on in the second half and led by as many as 26 before putting the win on ice.

NASHVILLE, Tenn. - Troy Cole, Jr. scored 10 points off the bench and Southeast Missouri led for just 23 seconds in a 78-60 loss to Lipscomb.

Elliot Lowndes scored the game's first basket and LU responded with an 11-0 run to build a nine-point lead in the first four minutes of action. SEMO missed four of its first five shots and went scoreless for over three minutes while the Bisons went ahead early.

The Redhawks managed to make it a two-possession game during a stretch where LU went nearly four minutes without a field goal. Rob Martin made a jumper and TJ Biel followed with two free throws to narrow the Bisons lead to 22-16 at the 7:52 mark.

SEMO again pulled to within six at 32-26 on a 3-pointer by Cole, Jr. with 3:19 on the clock before LU took a 37-28 advantage at the half.

LU started the second half on a 22-4 run to pull away for good.

Official Basketball Box Score - Final
Kansas City at Southeast Mo. St.
11/30/24 Show Me Center, Cape Girardeau
2024-25 Men's Basketball

Game Time: 7:30 PM
Game Duration: 1:55
Attendance: 890

Officials: Nathan Bemis, Kevin Driver, Sparky Hamilton

Kansas City - 59 Record: 4-5

NO.	Name		Min	FG M-A	3P M-A	FT M-A	Rebounds OR	DR	TOT	Fouls PF	FD	TP	AS	TO	ST	Blocks BS	BA	+/-
20	Melvyn Ebonkoli	F	21:07	2-7	0-0	2-2	2	2	4	3	4	6	0	1	0	0	2	-7
1	Jayson Petty	G	25:55	0-10	0-7	0-1	0	2	2	3	2	0	0	3	0	0	0	-20
3	Davontae Hall	G	26:11	2-7	0-2	6-7	0	4	4	0	5	10	3	3	1	2	0	-18
7	Kasheem Grady II	G	26:58	3-8	0-4	0-1	0	3	3	0	1	6	1	1	1	0	0	-2
30	Cameron Faas	G	21:53	2-7	1-5	0-0	0	2	2	3	0	5	0	3	0	0	1	-15
2	Babacar Diallo		13:30	0-1	0-1	0-0	1	4	5	0	0	0	0	3	0	0	0	-4
11	Anderson Kopp		31:33	7-15	3-7	10-10	2	2	4	3	4	27	2	0	0	0	0	-17
21	Josh Ijeh		11:28	0-0	0-0	0-0	0	2	2	2	0	0	0	1	0	0	0	-8
12	Ring Nyeri		14:00	1-2	1-1	2-2	3	4	7	0	1	5	1	2	1	1	0	-8
44	Blake Ammons		07:26	0-0	0-0	0-0	0	0	0	0	0	0	0	1	0	1	0	-6
Team							0	0	0			0		1				
Totals				17-57	5-27	20-23	8	25	33	14	17	59	7	19	3	4	3	-21

Technical Fouls: Faas 1st 5:37

Shooting By Period		
1st FG%	8-33	24.2%
3PT%	1-15	6.7%
FT%	4-5	80%
2nd FG%	9-24	37.5%
3PT%	4-12	33.3%
FT%	16-18	88.9%
GM FG%	17-57	29.8%
3PT%	5-27	18.5%
FT%	20-23	87.0%

Dead Ball Rebounds: 3, 2

Southeast Mo. St. - 80 Record: 3-4

NO.	Name		Min	FG M-A	3P M-A	FT M-A	Rebounds OR	DR	TOT	Fouls PF	FD	TP	AS	TO	ST	Blocks BS	BA	+/-
15	Brendan Terry	F	23:15	6-7	0-0	2-2	2	4	6	2	1	14	1	1	1	0	1	10
30	Elliot Lowndes	F	13:07	1-1	0-0	0-0	0	3	3	2	1	2	1	0	1	2	0	3
1	Rob Martin	G	27:24	3-8	0-3	0-0	1	1	2	2	1	6	4	1	2	0	1	17
2	BJ Ward	G	28:43	0-9	0-4	0-0	3	3	6	5	1	0	2	0	3	0	1	3
10	Teddy Washington, Jr.	G	31:20	10-18	7-12	1-2	0	5	5	1	1	28	2	5	2	0	0	25
4	Troy Cole, Jr.		17:07	5-7	0-1	3-5	1	4	5	1	2	13	0	1	2	0	0	19
18	David Idada		11:21	1-2	0-0	0-1	1	2	3	0	2	2	0	0	0	0	0	11
3	Damarion Walkup		08:13	0-2	0-2	0-0	1	1	2	1	0	0	1	0	2	0	0	3
44	Braxton Stacker		17:09	3-8	1-4	3-4	1	2	3	1	2	10	2	0	1	1	0	17
5	TJ Biel		08:28	0-1	0-0	0-0	0	0	0	2	0	0	0	1	0	0	0	5
55	Marqueas Bell		08:26	0-2	0-0	2-2	0	2	2	1	1	2	1	1	0	0	1	-6
35	Mason Hanback		03:19	0-0	0-0	1-2	0	0	0	0	1	1	1	0	0	0	0	-1
22	Saxton Hoepker		02:09	1-1	0-0	0-0	1	1	2	0	0	2	0	0	0	0	0	-1
Team							0	0	0			0		2				
Totals				30-66	8-26	12-18	11	28	39	18	13	80	15	12	14	3	4	21

Technical Fouls: Stacker 1st 4:32

Shooting By Period		
1st FG%	15-33	45.5%
3PT%	4-12	33.3%
FT%	6-11	54.5%
2nd FG%	15-33	45.5%
3PT%	4-14	28.6%
FT%	6-7	85.7%
GM FG%	30-66	45.5%
3PT%	8-26	30.8%
FT%	12-18	66.7%

Dead Ball Rebounds: 4, 4

	UMKC	SEMO
Biggest lead	2 (1st 19:28)	26 (2nd 11:36)
Best Scoring Run	5(1st 9:28)	16(1st 10:56)
Lead Changes	1	
Times Tied	1	
Time with Lead	00:43	38:05

Points from	UMKC	SEMO
Turnovers	8	22
Paint	22	34
Second Chance	14	10
Fast Breaks	11	13
Bench	32	30

Period by Period Scoring	1st	2nd	TOT
UMKC	21	38	59
SEMO	40	40	80

Official Basketball Box Score - Final
Southeast Mo. St. at Lipscomb
12/05/24 Allen Arena, Nashville
2024-25 Men's Basketball

Game Time: 11:00 AM
Game Duration: 1:42
Attendance: 2,123

Officials: James Gibson, Kyle Bottoms, Derek Henry

Southeast Mo. St. - 60 Record: 3-5

NO.	Name		Min	FG M-A	3P M-A	FT M-A	Rebounds OR	DR	TOT	Fouls PF	FD	TP	AS	TO	ST	Blocks BS	BA	+/-
15	Brendan Terry	F	16:03	2-4	0-0	0-0	0	2	2	4	0	4	0	2	3	1	0	-11
30	Elliot Lowndes	F	07:00	1-1	0-0	0-0	0	0	0	1	0	2	0	1	0	0	0	-12
1	Rob Martin	G	25:18	2-11	0-2	0-0	0	3	3	1	0	4	1	1	0	0	2	-18
2	BJ Ward	G	28:41	3-5	0-0	0-0	0	1	1	0	2	6	3	3	1	0	0	-18
10	Teddy Washington, Jr.	G	25:14	3-8	1-3	0-0	0	3	3	1	0	7	1	2	0	0	0	-25
4	Troy Cole, Jr.		18:09	4-9	1-3	1-2	2	4	6	4	2	10	0	2	1	0	2	-9
18	David Idada		11:18	2-2	0-0	0-2	2	3	5	0	3	4	0	0	0	2	0	-4
3	Damarion Walkup		16:38	3-7	2-3	0-0	1	1	2	0	0	8	1	2	0	0	0	2
44	Braxton Stacker		10:45	1-6	1-3	0-0	0	0	0	3	1	3	1	2	0	0	2	0
5	TJ Biel		19:14	2-2	0-0	2-2	0	2	2	0	1	6	1	0	1	0	0	-13
55	Marqueas Bell		14:58	2-4	0-0	2-2	0	4	4	1	1	6	0	0	1	0	0	9
35	Mason Hanback		05:03	0-0	0-0	0-0	2	0	2	1	2	0	1	0	0	0	0	8
22	Saxton Hoepker		01:39	0-1	0-0	0-0	0	0	0	0	0	0	0	0	1	0	0	1
Team							2	1	3			0		0				
Totals				25-60	5-14	5-8	9	24	33	16	12	60	9	15	8	3	6	-18

Technical Fouls: NONE

Shooting By Period		
1st FG%	12-26	46.2%
3PT%	1-6	16.7%
FT%	3-4	75%
2nd FG%	13-29	44.8%
3PT%	4-8	50.0%
FT%	2-4	50%
GM FG%	25-60	41.7%
3PT%	5-14	35.7%
FT%	5-8	62.5%

Dead Ball Rebounds: 2, 0

Lipscomb - 78 Record: 6-4

NO.	Name		Min	FG M-A	3P M-A	FT M-A	Rebounds OR	DR	TOT	Fouls PF	FD	TP	AS	TO	ST	Blocks BS	BA	+/-
15	Dylan Faulkner	F	19:10	5-8	0-0	3-6	3	6	9	2	3	13	2	1	0	0	0	23
41	Jacob Ognacevic	F	29:13	8-11	0-1	4-6	2	5	7	0	6	20	2	3	1	2	1	22
2	Will Pruitt	G	26:37	3-8	2-6	0-0	0	4	4	0	1	8	2	0	0	2	0	23
10	Gyasi Powell	G	29:52	6-9	5-8	2-2	1	3	4	0	3	19	4	1	2	0	0	18
22	Joe Anderson	G	26:22	1-4	0-1	0-0	0	0	0	1	0	2	6	3	0	0	0	20
6	Charlie Williams		09:48	1-7	1-4	0-0	0	2	2	2	1	3	1	1	1	0	1	1
5	Miles White		12:21	2-3	1-2	0-0	0	2	2	1	1	5	1	0	2	1	0	2
11	Logan Suber		10:57	0-2	0-0	0-0	0	2	2	3	0	0	2	1	1	0	0	3
35	Grant Asman		15:29	2-5	1-2	1-2	0	0	0	1	1	6	0	0	0	1	1	-3
23	Kellan Boylan		07:14	0-1	0-0	0-0	1	2	3	1	0	0	1	0	1	0	0	1
1	Rylan Houck		04:39	0-0	0-0	0-0	1	0	1	0	0	0	0	1	0	0	0	-4
30	Ross Candelino		04:39	1-2	0-1	0-0	0	0	0	0	0	2	0	0	0	0	0	-4
9	Jack Ingold		01:13	0-0	0-0	0-0	0	0	0	0	0	0	0	0	0	0	0	-4
12	Luke Carter		01:13	0-0	0-0	0-0	0	0	0	0	0	0	0	0	0	0	0	-4
33	Zach Lamey		01:13	0-0	0-0	0-0	0	0	0	1	0	0	0	0	0	0	0	-4
Team							2	1	3			0		0				
Totals				29-60	10-25	10-16	10	27	37	12	16	78	21	11	8	6	3	18

Technical Fouls: NONE

Shooting By Period		
1st FG%	12-26	46.2%
3PT%	6-11	54.5%
FT%	7-10	70%
2nd FG%	17-34	50.0%
3PT%	4-14	28.6%
FT%	3-6	50%
GM FG%	29-60	48.3%
3PT%	10-25	40.0%
FT%	10-16	62.5%

Dead Ball Rebounds: 3, 0

	SEM	LIP
Biggest lead	2 (1st 19:33)	27 (2nd 14:41)
Best Scoring Run	5(2nd 12:54)	12(2nd 15:32)
Lead Changes	1	
Times Tied	1	
Time with Lead	00:23	38:28

Points from	SEM	LIP
Turnovers	13	16
Paint	30	32
Second Chance	13	8
Fast Breaks	4	10
Bench	37	16

Period by Period Scoring	1st	2nd	TOT
SEM	28	32	60
LIP	37	41	78

SOUTHERN INDIANA
JANUARY 9

MURRAY, Ky. - Murray State used a 20-2 run over a near seven-minute stretch in the second half to pull away from Southeast Missouri, 73-53, at the CFSB Center.

SEMO and MSU, once big rivals in the Ohio Valley Conference, met for the first time with the Racers being a member of the Missouri Valley.

The 89th meeting between the teams featured six ties and six lead changes before the Racers put together their decisive surge.

After BJ Ward's jumper gave the Redhawks a 37-34 lead with 18:31 left to play in the game, MSU scored 20 of the next 22 points in 6:57.

Jacobi Wood's shot in the paint put MSU back on top and the Racers never trailed again.

The Racers heated up to shoot 62.5 percent (15-of-24) from the field in the second stanza, while SEMO made 26.9 percent (7-of-26) of its shots. MSU outscored SEMO, 40-20, in the second half.

Teddy Washington, Jr. and Brendan Terry scored 12 points each to lead the Redhawks.

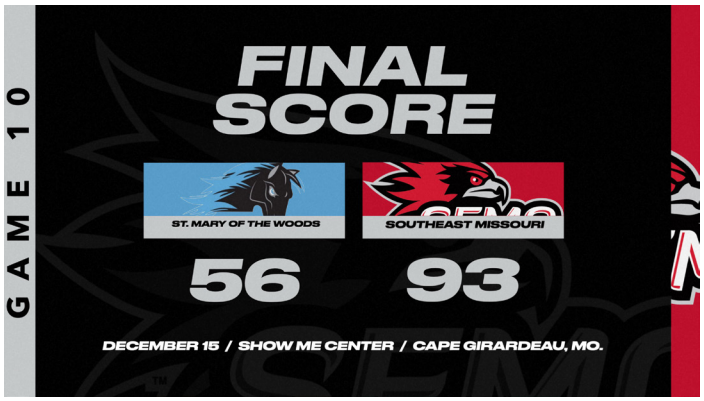

CAPE GIRARDEAU, Mo. - Brendan Terry scored a game-high 17 points to lead five players in double figures as Southeast Missouri blew out St. Mary of the Woods 93-56.

SEMO never trailed on its way to ending a two-game losing streak and picking up its third home victory of the season.

The Redhawks built a 10-point lead in the first 3:57 of the contest and never let up.

Terry got SEMO going with a dunk on its first possession and Teddy Washington, Jr. added five points before Rob Martin made two free throws to put the Redhawks ahead, 15-5, with 16:07 remaining in the first half.

A 7-0 run later widened the Redhawks margin to 32-16 capped by Terry's second-chance layup with 8:08 left to play.

Troy Cole, Jr.'s dunk then gave SEMO a 48-28 lead at the half.

Mason Hanback's basket off a pass from BJ Ward gave SEMO a 93-53 lead, its largest of the contest.

Official Basketball Box Score - Final
Southeast Mo. St. at Murray St.
12/08/24 CFSB Center, Murray
2024-25 Men's Basketball

Game Time: 3:00 PM
Game Duration: 2:00
Attendance: 4,795

Officials: Ray Natili, Chris Hudson, De Selle Dean

Southeast Mo. St. - 53 Record: 3-6

NO.	Name		Min	FG M-A	3P M-A	FT M-A	Rebounds OR	DR	TOT	Fouls PF	FD	TP	AS	TO	ST	Blocks BS	BA	+/-
15	Brendan Terry	F	20:28	4-5	0-0	4-6	2	4	6	4	5	12	0	3	0	0	0	-11
30	Elliot Lowndes	F	14:31	2-5	0-0	0-1	1	4	5	4	1	4	0	1	0	1	2	-11
1	Rob Martin	G	28:41	4-9	0-2	0-0	0	0	0	0	2	8	5	1	1	1	0	-10
2	BJ Ward	G	28:29	2-8	0-2	0-0	0	1	1	1	0	4	1	3	0	0	0	-13
10	Teddy Washington, Jr.	G	33:41	4-11	2-4	2-2	0	2	2	0	3	12	1	2	0	0	0	-17
4	Troy Cole, Jr.		24:30	2-2	0-0	1-2	0	1	1	0	2	5	0	1	1	0	0	-18
18	David Idada		12:20	1-3	0-0	0-0	1	2	3	5	0	2	1	0	0	0	0	5
44	Braxton Stacker		15:32	1-4	1-2	0-0	0	1	1	2	0	3	0	0	0	0	0	-14
3	Damarion Walkup		17:27	1-4	1-2	0-0	0	1	1	2	1	3	0	0	0	0	0	-9
5	TJ Biel		02:40	0-1	0-1	0-0	0	0	0	0	0	0	0	0	0	0	0	1
35	Mason Hanback		01:41	0-0	0-0	0-0	0	0	0	1	0	0	0	0	0	0	0	-3
Team							3	2	5			0		0				
Totals				21-52	4-13	7-11	7	18	25	20	14	53	8	11	2	2	2	-20

Technical Fouls: Coach 2nd 14:50 Terry 2nd 7:32

Shooting By Period		
1st FG%	14-26	53.8%
3PT%	3-6	50.0%
FT%	2-4	50%
2nd FG%	7-26	26.9%
3PT%	1-7	14.3%
FT%	5-7	71.4%
GM FG%	21-52	40.4%
3PT%	4-13	30.8%
FT%	7-11	63.6%

Dead Ball Rebounds: 2, 0

Murray St. - 73 Record: 6-2

NO.	Name		Min	FG M-A	3P M-A	FT M-A	Rebounds OR	DR	TOT	Fouls PF	FD	TP	AS	TO	ST	Blocks BS	BA	+/-
23	Nick Ellington	F	27:15	6-8	0-0	3-6	5	3	8	3	7	15	2	0	3	1	0	27
0	Kylen Milton	G	15:25	1-2	0-0	0-0	1	0	1	4	2	2	1	2	0	0	0	11
7	AJ Ferguson	G	31:26	3-6	2-3	0-0	1	4	5	1	3	8	2	4	0	0	0	12
9	Terence Harcum	G	39:21	4-12	3-7	1-2	0	2	2	1	1	12	2	2	0	0	0	20
24	JaCobi Wood	G	32:11	8-15	3-4	4-6	1	8	9	1	2	23	2	1	1	0	1	13
2	KyeRon Lindsay		12:19	1-3	0-0	2-2	1	1	2	2	1	4	1	1	0	1	0	-7
13	Alden Applewhite		22:18	3-7	1-3	2-4	3	3	6	1	2	9	0	2	0	0	1	8
11	Justin Morgan		16:43	0-1	0-1	0-0	1	0	1	2	0	0	0	0	1	0	0	16
4	Patrick Chew		00:39	0-0	0-0	0-0	0	0	0	0	0	0	0	0	0	0	0	0
14	Trey Boggess		00:39	0-0	0-0	0-0	0	0	0	0	0	0	0	0	0	0	0	0
17	Chiang Ring		00:39	0-0	0-0	0-0	0	0	0	0	0	0	0	0	0	0	0	0
35	Jordan McCullum		00:39	0-0	0-0	0-0	0	0	0	0	0	0	0	0	0	0	0	0
8	John McCrear		00:26	0-0	0-0	0-0	0	0	0	0	0	0	0	0	0	0	0	0
Team							1	5	6			0		0				
Totals				26-54	9-18	12-20	14	26	40	15	18	73	10	12	5	2	2	20

Technical Fouls: Morgan 2nd 7:32

Shooting By Period		
1st FG%	11-30	36.7%
3PT%	5-11	45.5%
FT%	6-8	75%
2nd FG%	15-24	62.5%
3PT%	4-7	57.1%
FT%	6-12	50%
GM FG%	26-54	48.1%
3PT%	9-18	50.0%
FT%	12-20	60.0%

Dead Ball Rebounds: 4, 0

	SEM	MUR
Biggest lead	7 (1st 10:21)	21 (2nd 3:23)
Best Scoring Run	7(1st 1:47)	15(2nd 11:34)
Lead Changes	6	
Times Tied	6	
Time with Lead	07:49	25:42

Points from	SEM	MUR
Turnovers	13	8
Paint	28	30
Second Chance	4	21
Fast Breaks	4	3
Bench	13	13

Period by Period Scoring	1st	2nd	TOT
SEM	33	20	53
MUR	33	40	73

Official Basketball Box Score - Final
St. Mary-Woods at Southeast Mo. St.
12/15/24 Show Me Center, Cape Girardeau
2024-25 Men's Basketball

Game Time: 2:00 PM
Game Duration: 1:42
Attendance: 630

Officials: Gene Crimshaw, Kelly Davis, Alex Manuel

St. Mary-Woods - 56 Record: 9-2

NO.	Name		Min	FG M-A	3P M-A	FT M-A	Rebounds OR	DR	TOT	Fouls PF	FD	TP	AS	TO	ST	Blocks BS	BA	+/-
10	Jared Bonds	F	24:37	3-7	0-0	0-0	2	4	6	0	1	6	0	1	0	0	1	-18
13	Malik Tansmore	F	27:33	3-9	0-3	1-3	0	2	2	2	2	7	1	2	1	0	0	-29
30	Jesse Burdick	F	25:26	2-8	2-4	0-0	1	4	5	0	0	6	0	3	1	0	0	-19
1	DaMeriz Merriweather	G	30:03	4-8	2-5	4-7	0	4	4	3	6	14	2	2	2	0	0	-29
3	Andre Irvin Jr.	G	26:43	1-7	0-3	4-4	0	1	1	2	2	6	2	1	0	0	1	-22
4	Zayvion Baker		15:15	2-4	1-3	1-1	0	2	2	0	1	6	0	2	0	0	0	-15
22	Malachi Pearson		12:50	2-5	0-3	2-2	0	2	2	1	1	6	0	2	1	0	0	-15
35	Ben Chestnut		15:36	2-5	0-2	0-0	1	0	1	5	0	4	0	0	1	0	1	-18
5	Terrance Hill		08:50	0-2	0-1	1-3	0	2	2	0	2	1	0	1	0	0	0	-9
2	Jayden Moore		04:13	0-0	0-0	0-0	0	0	0	1	0	0	0	1	0	0	0	-8
20	Rocco Roshel		04:47	0-1	0-1	0-0	1	0	1	0	0	0	0	0	2	0	0	1
25	Chris Owens		04:07	0-1	0-1	0-0	0	1	1	1	0	0	0	1	0	0	0	-4
Team							0	0	0			0		2				
Totals				19-57	5-26	13-20	5	22	27	15	15	56	5	18	8	0	3	-37

Technical Fouls: NONE

Shooting By Period		
1st FG%	10-29	34.5%
3PT%	3-13	23.1%
FT%	5-7	71.4%
2nd FG%	9-28	32.1%
3PT%	2-13	15.4%
FT%	8-13	61.5%
GM FG%	19-57	33.3%
3PT%	5-26	19.2%
FT%	13-20	65.0%

Dead Ball Rebounds: 3, 3

Southeast Mo. St. - 93 Record: 4-6

NO.	Name		Min	FG M-A	3P M-A	FT M-A	Rebounds OR	DR	TOT	Fouls PF	FD	TP	AS	TO	ST	Blocks BS	BA	+/-
15	Brendan Terry	F	19:39	7-7	0-0	3-4	2	2	4	1	3	17	1	0	3	0	0	29
30	Elliot Lowndes	F	11:20	2-3	0-0	0-0	2	2	4	1	1	4	1	0	2	1	0	19
1	Rob Martin	G	23:22	4-7	1-3	4-4	1	6	7	1	4	13	3	3	0	0	0	26
2	BJ Ward	G	32:36	3-11	0-6	0-0	0	2	2	0	0	6	5	2	1	0	0	25
10	Teddy Washington, Jr.	G	23:38	4-9	1-5	3-3	1	5	6	3	2	12	7	1	3	1	0	24
4	Troy Cole, Jr.		13:40	6-9	2-5	0-0	1	2	3	1	0	14	0	2	0	0	0	6
18	David Idada		06:55	1-2	0-0	0-0	0	1	1	1	0	2	0	0	0	1	0	1
44	Braxton Stacker		17:25	4-10	1-5	2-4	2	3	5	0	2	11	1	1	3	0	0	7
3	Damarion Walkup		12:47	0-4	0-4	2-2	0	2	2	1	1	2	1	1	0	0	0	11
5	TJ Biel		12:38	1-4	0-1	2-4	2	2	4	0	2	4	0	0	1	0	0	8
55	Marqueas Bell		11:50	1-1	0-0	0-0	1	3	4	5	0	2	0	2	0	0	0	16
22	Saxton Hoepker		07:00	0-2	0-1	0-0	0	2	2	0	0	0	1	0	1	0	0	10
35	Mason Hanback		07:11	3-4	0-0	0-0	2	1	3	1	0	6	0	0	0	0	0	3
Team							0	0	0			0		0				
Totals				36-73	5-30	16-21	14	33	47	15	15	93	20	12	14	3	0	37

Technical Fouls: NONE

Shooting By Period		
1st FG%	19-36	52.8%
3PT%	3-13	23.1%
FT%	7-7	100%
2nd FG%	17-37	45.9%
3PT%	2-17	11.8%
FT%	9-14	64.3%
GM FG%	36-73	49.3%
3PT%	5-30	16.7%
FT%	16-21	76.2%

Dead Ball Rebounds: 3, 4

	STMC	SEMO
Biggest lead	0 (1st 20:00)	40 (2nd 1:18)
Best Scoring Run	6(2nd 6:14)	11(1st 15:48)
Lead Changes	0	
Times Tied	1	
Time with Lead	00:00	39:31

Points from	STMC	SEMO
Turnovers	5	22
Paint	20	58
Second Chance	4	18
Fast Breaks	8	18
Bench	17	41

Period by Period Scoring	1st	2nd	TOT
STMC	28	28	56
SEMO	48	45	93

GAME SUMMARIES

SOUTHERN INDIANA
JANUARY 9

CAPE GIRARDEAU, Mo. - Teddy Washington, Jr. had a double-double 28 points and 10 rebounds to lead Southeast Missouri to a 79-72 win over Eastern Illinois (3-8, 0-1) in the Ohio Valley Conference opener for both teams.

SEMO did not trail for the second-straight game and began OVC play with a win for the second year in a row.

After EIU made it a one-point game to start the second half, Washington, Jr. took over.

He did not miss a field goal (5-of-5) in the first 7:16 of the second half. Washington, Jr. nailed a 3-pointer, was fouled and converted a 4-point play to give the Redhawks a 55-45 advantage with 13:42 remaining.

Washington, Jr. accounted for six of his team's first 10 made field goals in the second half and scored 24 points in the final 20 minutes of play. His fifth 3-pointer pushed SEMO's lead to 67-51 with just under eight minutes left.

He shot a scorching 72.7 percent (8-of-11) and made five 3-pointers in his huge second half surge.

CAPE GIRARDEAU, Mo. - BJ Ward dropped in 18 points to lead Southeast Missouri to an 80-64 win over SIU Edwardsville.

Ward scored double figures for the seventh time this season en route to leading the Redhawks to their second-straight Ohio Valley Conference victory.

He shot 6-of-14 from the field and buried four 3-pointers in 34 minutes. Ward's 34 minutes tied a career-high.

SEMO led the entire game and outscored SIUE by eight points in each half. The Redhawks held the Cougars under 30 points in the final 20 minutes of action.

SIUE did not have an offensive rebound in the contest and was outrebounded by a +15 margin (37-22).

Teddy Washington, Jr. and Brendan Terry each added 17 points. Terry also finished with eight rebounds.

As a team, the Redhawks shot 48.4 percent (30-of-62) from the field and 86.7 percent (13-of-15) at the free throw line.

Official Basketball Box Score - Final
Eastern Ill. at Southeast Mo. St.
12/19/24 Show Me Center, Cape Girardeau
2024-25 Men's Basketball

Game Time: 7:30 PM
Game Duration: 1:58
Attendance: 840

Officials: Kevin Driver, James Hicks, Aaron Denton

Eastern Ill. - 72 Record: 3-8 (0-1)

NO.	Name		Min	FG M-A	3P M-A	FT M-A	Rebounds OR	DR	TOT	Fouls PF	FD	TP	AS	TO	ST	Blocks BS	BA	+/-
23	Rodolfo Rufino Bolis	F	26:25	3-7	0-0	4-6	5	4	9	3	2	10	0	1	0	1	0	-1
40	Kooper Jacobi	F	36:27	5-14	0-3	5-7	6	6	12	3	6	15	2	2	3	1	4	-8
3	Nakyel Shelton	G	29:31	4-13	0-2	9-10	4	0	4	4	6	17	0	0	3	0	1	3
5	Zion Fruster	G	34:35	5-12	3-5	2-2	1	2	3	3	2	15	0	2	1	0	1	-2
11	Malik Olafioye	G	36:27	4-7	1-2	1-4	0	4	4	2	4	10	4	1	1	0	0	-11
17	Lazar Grbovic		08:00	1-1	0-0	0-0	1	0	1	2	1	2	0	1	0	0	0	-6
9	Obadiah Curtis		10:30	0-0	0-0	0-0	0	1	1	3	0	0	0	3	0	0	0	-6
12	Carson Prost		15:27	1-2	1-2	0-0	0	0	0	0	0	3	0	0	0	0	0	0
22	Sekou Kalle		02:38	0-0	0-0	0-0	0	0	0	0	0	0	0	0	0	0	0	-4
Team							0	0	0			0		2				
Totals				23-56	5-14	21-29	17	17	34	20	21	72	6	12	8	2	6	-7

Technical Fouls::NONE

Shooting By Period		
1st FG%	12-24	50.0%
3PT%	0-4	0.0%
FT%	11-15	73.3%
2nd FG%	11-32	34.4%
3PT%	5-10	50.0%
FT%	10-14	71.4%
GM FG%	23-56	41.1%
3PT%	5-14	35.7%
FT%	21-29	72.4%

Dead Ball Rebounds: 3, 2

Southeast Mo. St. - 79 Record: 5-6 (1-0)

NO.	Name		Min	FG M-A	3P M-A	FT M-A	Rebounds OR	DR	TOT	Fouls PF	FD	TP	AS	TO	ST	Blocks BS	BA	+/-
15	Brendan Terry	F	26:08	6-8	0-0	1-5	1	2	3	3	5	13	1	3	2	3	0	0
30	Elliot Lowndes	F	11:24	4-4	0-0	0-0	0	1	1	4	0	8	1	4	1	0	0	9
1	Rob Martin	G	33:46	3-8	2-4	0-0	0	0	0	3	1	8	9	1	0	1	0	3
2	BJ Ward	G	28:45	1-3	1-2	2-2	1	0	1	2	1	5	4	2	1	1	0	2
10	Teddy Washington, Jr.	G	38:02	8-15	5-10	7-7	1	9	10	1	8	28	1	1	0	0	1	7
4	Troy Cole, Jr.		21:11	2-7	2-6	0-0	1	5	6	2	1	6	0	0	0	1	1	-2
18	David Idada		09:21	2-2	0-0	1-2	1	1	2	4	2	5	0	0	0	0	0	10
44	Braxton Stacker		14:31	0-0	0-0	4-4	0	0	0	0	2	4	1	0	0	0	0	1
55	Marqueas Bell		12:56	1-1	0-0	0-0	0	1	1	2	0	2	1	0	0	0	0	7
35	Mason Hanback		03:56	0-0	0-0	0-0	0	0	0	0	0	0	0	1	0	0	0	-2
Team							0	0	0			0		1				
Totals				27-48	10-22	15-20	5	19	24	21	20	79	18	13	4	6	2	7

Technical Fouls::NONE

Shooting By Period		
1st FG%	12-26	46.2%
3PT%	4-12	33.3%
FT%	10-12	83.3%
2nd FG%	15-22	68.2%
3PT%	6-10	60.0%
FT%	5-8	62.5%
GM FG%	27-48	56.3%
3PT%	10-22	45.5%
FT%	15-20	75.0%

Dead Ball Rebounds: 2, 2

	EIU	SEMO
Biggest lead	0 (1st 20:00)	16 (2nd 8:11)
Best Scoring Run	6(1st 16:13)	8(2nd 17:22)
Lead Changes	0	
Times Tied	2	
Time with Lead	00:00	38:28

Points from	EIU	SEMO
Turnovers	17	13
Paint	26	28
Second Chance	17	0
Fast Breaks	8	4
Bench	5	17

Period by Period Scoring	1st	2nd	TOT
EIU	35	37	72
SEMO	38	41	79

Official Basketball Box Score - Final
SIUE at Southeast Mo. St.
12/21/24 Show Me Center, Cape Girardeau
2024-25 Men's Basketball

Game Time: 3:45 PM
Game Duration: 1:54
Attendance: 1,123

Officials: Bryan Washer, Chris Duprey, Sean Samsel

SIUE - 64 Record: 7-6 (0-2)

NO.	Name		Min	FG M-A	3P M-A	FT M-A	Rebounds OR	DR	TOT	Fouls PF	FD	TP	AS	TO	ST	Blocks BS	BA	+/-
0	Ring Malith	F	32:22	3-12	1-7	1-2	0	6	6	4	5	8	2	0	0	0	0	-11
34	Arnas Sakenis	F	15:55	2-2	0-0	0-1	0	2	2	1	1	4	1	0	0	1	0	-5
2	Desmond Polk	G	29:25	1-4	0-1	2-2	0	1	1	4	2	4	0	0	0	0	0	-12
3	Ray'Sean Taylor	G	34:50	5-13	3-9	3-3	0	4	4	1	2	16	2	0	1	1	1	-16
11	Brian Taylor	G	28:55	5-8	1-1	4-6	0	5	5	4	5	15	2	3	1	0	1	-13
21	Myles Thompson		16:11	2-3	0-0	2-3	0	1	1	0	3	6	1	0	1	0	0	-5
23	Cham Okey		05:02	0-2	0-0	0-0	0	1	1	0	0	0	0	0	0	0	0	-4
5	Declan Dillon		17:50	3-3	1-1	0-0	0	2	2	1	0	7	2	0	0	0	0	-6
1	Jordan Pickett		06:33	0-4	0-2	0-0	0	0	0	0	0	0	0	0	0	0	1	0
24	Kyle Thomas		04:07	2-2	0-0	0-0	0	0	0	0	0	4	0	1	0	1	0	-4
40	Eddiean Tirado		08:50	0-1	0-1	0-0	0	0	0	0	0	0	0	1	0	0	0	-4
Team							0	0	0			0		0				
Totals				23-54	6-22	12-17	0	22	22	15	18	64	10	5	3	3	3	-16

Technical Fouls::NONE

Shooting By Period		
1st FG%	14-30	46.7%
3PT%	5-12	41.7%
FT%	4-5	80%
2nd FG%	9-24	37.5%
3PT%	1-10	10.0%
FT%	8-12	66.7%
GM FG%	23-54	42.6%
3PT%	6-22	27.3%
FT%	12-17	70.6%

Dead Ball Rebounds: 3, 0

Southeast Mo. St. - 80 Record: 6-6 (2-0)

NO.	Name		Min	FG M-A	3P M-A	FT M-A	Rebounds OR	DR	TOT	Fouls PF	FD	TP	AS	TO	ST	Blocks BS	BA	+/-
15	Brendan Terry	F	29:15	7-9	0-0	3-4	1	7	8	2	3	17	1	1	0	0	1	15
30	Elliot Lowndes	F	07:28	2-3	0-0	0-0	1	2	3	1	0	4	1	0	0	0	0	1
1	Rob Martin	G	20:02	1-5	1-2	0-0	1	1	2	3	1	3	3	3	1	0	0	2
2	BJ Ward	G	34:25	6-14	4-10	2-2	0	4	4	0	1	18	4	1	0	0	0	20
10	Teddy Washington, Jr.	G	32:52	6-13	2-4	3-3	1	6	7	2	3	17	3	1	2	0	0	12
18	David Idada		12:12	2-2	0-0	3-4	1	1	2	3	2	7	0	0	1	0	0	1
4	Troy Cole, Jr.		22:15	3-4	0-0	2-2	1	2	3	2	3	8	0	0	0	0	0	12
44	Braxton Stacker		23:44	2-6	0-1	0-0	0	4	4	2	2	4	1	0	0	3	0	15
3	Damarion Walkup		13:01	1-4	0-1	0-0	1	2	3	1	0	2	1	0	0	0	1	2
55	Marqueas Bell		02:57	0-1	0-0	0-0	1	0	1	1	0	0	0	0	0	0	1	0
5	TJ Biel		01:49	0-1	0-1	0-0	0	0	0	1	0	0	0	0	0	0	0	0
Team							0	0	0			0		1				
Totals				30-62	7-19	13-15	8	29	37	18	15	80	14	7	4	3	3	16

Technical Fouls::NONE

Shooting By Period		
1st FG%	17-34	50.0%
3PT%	4-12	33.3%
FT%	7-7	100%
2nd FG%	13-28	46.4%
3PT%	3-7	42.9%
FT%	6-8	75%
GM FG%	30-62	48.4%
3PT%	7-19	36.8%
FT%	13-15	86.7%

Dead Ball Rebounds: 4, 4

	SIUE	SEMO
Biggest lead	0 (1st 20:00)	18 (2nd 3:03)
Best Scoring Run	5(1st 3:51)	9(2nd 3:03)
Lead Changes	0	
Times Tied	2	
Time with Lead	00:00	38:59

Points from	SIUE	SEMO
Turnovers	4	6
Paint	28	40
Second Chance	2	15
Fast Breaks	0	7
Bench	17	21

Period by Period Scoring	1st	2nd	TOT
SIUE	37	27	64
SEMO	45	35	80

SOUTHERN INDIANA
JANUARY 9

GAME SUMMARIES

CAPE GIRARDEAU, Mo. - Rob Martin scored 17 points and tied a career-high seven rebounds as Southeast Missouri steamrolled Westminster College 88-39.

SEMO wrapped up the non-conference portion of its schedule with a bashing of the Blue Jays in the first-ever meeting between the Missouri schools. The 49-point win was the Redhawks second-largest of the season.

The Redhawks recorded their fourth-straight victory and matched their longest winning streak under Head Coach Brad Korn. Korn also earned his 60th career victory at the helm.

For the third game in a row, SEMO never trailed.

The Redhawks started strong out of the gate scoring on six of their first seven possessions. SEMO quickly took a double-digit lead in the opening 3:42 of the contest.

SEMO turned its hot start into a 23-4 run that ended on a 3-pointer by Damarion Walkup with 11:24 left to play. The Redhawks then headed into the intermission up 48-16.

The Redhawks outscored WC, 36-19, in the second half.

NASHVILLE, Tenn. - Teddy Washington, Jr. scored 11 points, had a season-high seven steals and made a big free throw with seven seconds left to give Southeast Missouri a close 67-65 win over Tennessee State.

SEMO extended its winning streak to five games and moved to 3-0 to start Ohio Valley Conference play for the first time since 2011-12.

In a back-and-forth physical contest that featured 10 ties and 10 lead changes, the Redhawks prevailed in their first conference road victory of the season.

SEMO outscored TSU, 18-12, at the free throw line and made six of those in the final 2:44 of the game to hold off the Tigers.

Braxton Stacker regained a 63-62 edge for the Redhawks and Brendan Terry later tied the game at 65-65 on his two free throws with 1:30 to go after SEMO was down two.

Washington, Jr. stole the ball from Brandon Weston and went to the free throw line with seven seconds to go. He split two free throws with his first polishing off the 67-65 win.

Official Basketball Box Score - Final
Westminster (MO) at Southeast Mo. St.
12/29/24 Show Me Center, Cape Girardeau
2024-25 Men's Basketball

Game Time: 2:00 PM
Game Duration: 1:33
Attendance: 682

Officials: James Gibson, David Carter, Philip Cudd

Westminster (MO) - 39 Record: 1-9

NO.	Name		Min	FG M-A	3P M-A	FT M-A	Rebounds OR	DR	TOT	Fouls PF	FD	TP	AS	TO	ST	Blocks BS	BA	+/-
5	Luke Abeln	F	11:38	2-7	0-2	0-0	3	0	3	1	1	4	0	1	0	0	2	-17
42	Ben Eberlin	F	15:47	0-2	0-0	0-0	1	0	1	1	0	0	0	0	0	0	2	-23
3	Jack Fessenden	G	15:31	1-5	0-2	0-0	0	3	3	1	0	2	0	1	0	0	0	-23
11	Lee Verslues	G	18:03	1-4	0-0	2-2	1	2	3	0	1	4	0	3	0	0	1	-29
23	Kolton Garner	G	07:30	0-5	0-3	0-0	0	0	0	0	0	0	0	4	0	0	0	-18
10	Sean LeRose		15:12	1-3	1-2	0-0	0	1	1	0	0	3	0	1	0	0	0	-19
12	Jamile Johnson		16:03	1-2	0-0	0-1	0	2	2	1	1	2	0	1	0	1	0	-20
1	Kobe Jones		22:15	2-9	0-0	4-4	0	2	2	1	1	8	1	0	1	0	2	-20
44	Brysan Jeffries		15:08	0-1	0-1	1-2	0	0	0	0	2	1	1	3	2	0	0	-19
2	Walker Gohring		18:37	6-14	1-5	0-0	1	2	3	1	2	13	0	0	0	0	0	-24
13	Gavin Hendrix		11:36	0-0	0-0	0-0	0	4	4	0	0	0	0	1	0	0	0	-12
24	Jackson Kepohl		12:56	0-1	0-1	0-0	0	4	4	2	1	0	0	1	0	1	0	-13
20	Jaden Rochester		03:46	0-2	0-0	0-0	0	0	0	1	0	0	0	1	0	0	0	-4
15	Jacob Becker		06:30	0-0	0-0	0-0	0	0	0	1	0	0	0	0	0	0	0	-4
0	Rowdy Gohring		05:52	0-2	0-2	0-0	0	0	0	0	0	0	0	0	0	0	0	-2
35	Roman Philips		03:36	0-1	0-0	2-2	0	1	1	0	1	2	0	1	0	0	0	2
Team								1	0	1		0		1				
Totals				14-58	2-18	9-11	7	21	28	10	10	39	2	19	3	2	7	-49

Technical Fouls: Rochester 1st0:00

Shooting By Period		
1st FG%	7-30	23.3%
3PT%	2-10	20.0%
FT%	0-0	0%
2nd FG%	7-28	25.0%
3PT%	0-8	0.0%
FT%	9-11	81.8%
GM FG%	14-58	24.1%
3PT%	2-18	11.1%
FT%	9-11	81.8%

Dead Ball Rebounds: 2, 3

Southeast Mo. St. - 88 Record: 7-6

NO.	Name		Min	FG M-A	3P M-A	FT M-A	Rebounds OR	DR	TOT	Fouls PF	FD	TP	AS	TO	ST	Blocks BS	BA	+/-
15	Brendan Terry	F	14:06	4-5	0-0	2-2	3	1	4	1	1	10	3	3	3	0	0	31
30	Elliot Lowndes	F	17:33	2-3	0-1	0-0	1	6	7	0	0	4	1	0	0	4	0	30
1	Rob Martin	G	22:58	7-10	3-4	0-0	1	6	7	1	0	17	4	0	2	0	0	36
2	BJ Ward	G	22:47	0-3	0-2	1-1	1	2	3	1	0	1	4	0	1	0	0	31
44	Braxton Stacker	G	17:24	7-11	1-5	1-2	0	5	5	0	1	16	3	1	0	0	0	29
3	Damarion Walkup		24:03	5-11	4-10	0-0	1	3	4	0	1	14	0	0	3	1	0	21
4	Troy Cole, Jr.		13:40	1-6	0-3	3-4	0	2	2	1	2	5	3	3	2	1	0	13
18	David Idada		05:45	1-1	0-0	0-0	0	2	2	0	1	2	0	0	0	0	0	4
55	Marqueas Bell		21:59	5-10	0-0	0-0	2	2	4	1	1	10	4	0	1	1	1	25
5	TJ Biel		19:11	2-5	0-3	2-2	0	3	3	1	1	6	1	1	1	0	0	14
22	Saxton Hoepker		13:51	0-2	0-1	1-2	2	1	3	0	1	1	1	0	0	0	1	10
35	Mason Hanback		06:43	1-1	0-0	0-0	0	3	3	4	0	2	0	0	0	0	0	1
Team							0	0	0			0		1				
Totals				35-68	8-29	10-13	11	36	47	10	9	88	24	9	13	7	2	49

Technical Fouls:NONE

Shooting By Period		
1st FG%	19-34	55.9%
3PT%	5-14	35.7%
FT%	5-7	71.4%
2nd FG%	16-34	47.1%
3PT%	3-15	20.0%
FT%	5-6	83.3%
GM FG%	35-68	51.5%
3PT%	8-29	27.6%
FT%	10-13	76.9%

Dead Ball Rebounds: 1, 1

	WEST	SEMO
Biggest lead	0 (1st 20:00)	51 (2nd 3:52)
Best Scoring Run	4(2nd 15:16)	13(1st 14:06)
Lead Changes	0	
Times Tied	0	
Time with Lead	00:00	39:29

Points from	WEST	SEMO
Turnovers	0	22
Paint	14	50
Second Chance	7	11
Fast Breaks	6	21
Bench	29	40

Period by Period Scoring	1st	2nd	TOT
WEST	16	23	39
SEMO	48	40	88

Official Basketball Box Score - Final
Southeast Mo. St. at Tennessee St.
01/02/25 Gentry Center Complex, Nashville
2024-25 Men's Basketball

Game Time: 7:30 PM
Game Duration: 2:09
Attendance: 352

Officials: Mick Fieldbinder, Boyd Copeland, James Hicks

Southeast Mo. St. - 67 Record: 8-6 (3-0)

NO.	Name		Min	FG M-A	3P M-A	FT M-A	Rebounds OR	DR	TOT	Fouls PF	FD	TP	AS	TO	ST	Blocks BS	BA	+/-
15	Brendan Terry	F	24:46	3-5	0-0	3-4	2	1	3	4	3	9	5	0	3	0	1	8
30	Elliot Lowndes	F	11:29	4-4	0-0	0-0	0	4	4	4	0	8	0	0	0	1	0	10
1	Rob Martin	G	29:56	3-7	1-3	2-2	0	2	2	4	1	9	2	3	3	0	0	4
2	BJ Ward	G	34:29	1-9	0-3	5-6	0	5	5	1	2	7	2	0	0	0	1	6
10	Teddy Washington, Jr.	G	36:41	3-12	2-9	3-4	0	2	2	1	3	11	1	4	7	1	1	0
4	Troy Cole, Jr.		16:58	3-4	2-2	1-2	0	4	4	2	3	9	1	2	0	0	0	-13
18	David Idada		11:03	1-2	0-0	0-4	2	3	5	1	3	2	0	2	0	0	0	-9
44	Braxton Stacker		21:21	2-6	0-1	4-4	2	0	2	2	3	8	0	1	0	0	0	-4
3	Damarion Walkup		02:29	0-1	0-1	0-0	0	0	0	0	0	0	0	0	0	0	0	5
5	TJ Biel		04:37	0-0	0-0	0-0	2	1	3	2	0	0	0	2	0	0	0	5
55	Marqueas Bell		06:11	2-4	0-0	0-1	0	2	2	0	1	4	0	0	1	0	0	-2
Team							0	1	1			0		0				
Totals				22-54	5-19	18-27	8	25	33	21	19	67	11	14	14	2	3	2

Technical Fouls:NONE

Shooting By Period		
1st FG%	12-30	40.0%
3PT%	2-7	28.6%
FT%	5-8	62.5%
2nd FG%	10-24	41.7%
3PT%	3-12	25.0%
FT%	13-19	68.4%
GM FG%	22-54	40.7%
3PT%	5-19	26.3%
FT%	18-27	66.7%

Dead Ball Rebounds: 4, 0

Tennessee St. - 65 Record: 4-10 (0-3)

NO.	Name		Min	FG M-A	3P M-A	FT M-A	Rebounds OR	DR	TOT	Fouls PF	FD	TP	AS	TO	ST	Blocks BS	BA	+/-
12	Carlous Williams	F	24:18	4-7	0-0	0-0	1	5	6	2	1	8	2	0	0	1	0	3
21	Ronald Jessamy	F	11:49	3-5	0-0	1-1	0	2	2	4	3	7	0	1	0	0	1	-5
30	Aaron Nkrumah	F	20:57	3-8	1-2	0-2	4	3	7	4	3	7	3	6	1	2	0	2
2	Travis Harper II	G	18:14	0-3	0-3	0-0	0	4	4	0	0	0	0	0	1	0	0	-10
20	Brandon Weston	G	37:35	2-6	0-1	6-10	0	5	5	2	6	10	1	2	1	0	0	-4
0	Justus Jackson		20:40	3-8	0-3	0-0	1	5	6	2	0	6	2	3	2	0	1	0
33	Josh Ogundele		20:43	7-10	0-0	3-7	3	2	5	3	7	17	0	4	0	0	0	-3
11	Antoine Lorick III		18:07	1-3	0-0	0-0	0	1	1	0	0	2	0	2	0	0	0	0
55	Knute Wood		27:37	2-3	2-3	2-2	0	2	2	3	1	8	0	1	0	0	0	7
Team							0	0	0			0		0				
Totals				25-53	3-12	12-22	9	29	38	20	21	65	8	19	5	3	2	-2

Technical Fouls: Ogundele 1st0:38

Shooting By Period		
1st FG%	9-27	33.3%
3PT%	2-8	25.0%
FT%	7-11	63.6%
2nd FG%	16-26	61.5%
3PT%	1-4	25.0%
FT%	5-11	45.5%
GM FG%	25-53	47.2%
3PT%	3-12	25.0%
FT%	12-22	54.5%

Dead Ball Rebounds: 4, 0

	SEM	TSU
Biggest lead	10 (1st 17:25)	6 (2nd 15:45)
Best Scoring Run	10(1st 17:25)	9(1st 11:18)
Lead Changes	10	
Times Tied	10	
Time with Lead	19:41	14:03

Points from	SEM	TSU
Turnovers	19	13
Paint	28	38
Second Chance	10	10
Fast Breaks	8	2
Bench	23	33

Period by Period Scoring	1st	2nd	TOT
SEM	31	36	67
TSU	27	38	65

GAME SUMMARIES

SOUTHERN INDIANA
JANUARY 9

MARTIN, Tenn. - – Braxton Stacker scored a career-high 22 points and made six 3-pointers and Southeast Missouri outscored UT Martin in the second half during a 66-63 loss at the Elam Center.

UTM ended SEMO's five-game winning streak and handed the Redhawks their first Ohio Valley Conference loss of the season.

The Redhawks and Skyhawks went wire-to-wire and SEMO had two opportunities to tie the game with 17 seconds on the clock. Instead, Teddy Washington, Jr. and Rob Martin each missed 3-pointers as time expired.

SEMO never led in the game and was within three or less points a total of six times in the last 6:24.

Down, 47-36, with 11:52 remaining, Stacker gave the Redhawks a huge boost. He came off the bench to score the final nine points of a 12-2 run burying a 3-pointer on three-straight possessions to make it a 47-45 contest at the 10:13 mark.

Stacker stepped back and buried another trey to get the Redhawks within two again (50-48).

That was as close as SEMO would get the rest of the way.

Official Basketball Box Score - Final
Southeast Missouri at UT Martin
01/04/25 Kathleen and Tom Elam Center, Martin, Tenn.
2024-25 NCAA Men's Basketball

Game Time: 3:30 PM
Game Duration: 1:56
Attendance: 1,340

Officials: Jason Creek, Josh Pitto, Jeremy Trussell

Southeast Missouri - 63 **Record: 8-7 (3-1)**

NO.	Name		Min	FG M-A	3P M-A	FT M-A	Rebounds OR	DR	TOT	Fouls PF	FD	TP	AS	TO	ST	Blocks BS	BA	+/-
15	Brendan Terry	F	28:13	4-5	0-0	0-2	3	1	4	4	1	8	0	1	0	2	0	2
30	Elliot Lowndes	F	11:17	1-2	0-0	0-0	2	2	4	2	2	2	0	0	0	0	1	-7
1	Rob Martin	G	28:52	3-13	1-5	2-3	1	3	4	2	2	9	3	2	1	0	0	0
2	BJ Ward	G	32:22	1-4	0-3	2-2	1	0	1	0	2	4	4	2	2	0	1	-5
10	Teddy Washington, Jr.	G	35:11	5-13	3-7	2-4	1	8	9	1	3	15	3	3	1	2	0	-2
4	Troy Cole, Jr.		15:33	1-5	0-2	1-2	1	3	4	3	2	3	0	0	0	0	0	1
44	Braxton Stacker		26:42	8-13	6-9	0-0	1	0	1	0	0	22	2	0	0	4	0	2
3	Damarion Walkup		08:45	0-1	0-0	0-0	1	0	1	1	0	0	0	1	1	0	0	2
18	David Idada		08:04	0-1	0-0	0-0	3	0	3	1	3	0	0	0	2	0	0	-1
55	Marqueas Bell		02:31	0-1	0-0	0-0	0	1	1	0	0	0	0	1	0	0	0	-3
5	TJ Biel		02:30	0-1	0-0	0-0	0	0	0	1	0	0	0	0	0	0	1	-4
Team							1	2	3			0		0				
Totals				23-59	10-26	7-13	15	20	35	15	15	63	12	10	7	8	3	-3

Technical Fouls:NONE

Shooting By Period		
1st FG%	9-28	32.1%
3PT%	3-9	33.3%
FT%	2-5	40%
2nd FG%	14-31	45.2%
3PT%	7-17	41.2%
FT%	5-8	62.5%
GM FG%	23-59	39.0%
3PT%	10-26	38.5%
FT%	7-13	53.8%

Dead Ball Rebounds: 2, 0

UT Martin - 66 **Record: 6-9 (2-2)**

NO.	Name		Min	FG M-A	3P M-A	FT M-A	Rebounds OR	DR	TOT	Fouls PF	FD	TP	AS	TO	ST	Blocks BS	BA	+/-
7	Vladimer Salaridze	F	33:49	4-13	0-3	2-2	2	8	10	2	2	10	4	2	3	0	1	6
1	Tarence Guinyard	G	33:31	4-10	2-4	4-4	0	4	4	1	2	14	1	5	1	1	3	10
11	AJ Hopkins	G	28:31	3-7	3-7	0-0	0	4	4	4	0	9	0	0	1	0	1	2
15	Carlos Cortijo	G	33:29	4-11	1-4	4-5	2	0	2	2	4	13	0	4	2	1	3	11
33	Filip Radaković	G	23:46	0-1	0-1	5-6	0	3	3	1	3	5	3	0	0	0	0	-4
0	Andrija Bukumirović		25:45	3-4	1-1	4-4	1	1	2	2	3	11	1	1	0	1	0	1
4	Afan Trnka		09:52	1-1	0-0	0-0	0	0	0	0	0	2	2	2	1	0	0	-8
34	Lamine Niang		05:29	0-0	0-0	0-0	0	1	1	2	1	0	0	0	0	0	0	-1
10	Josué Grullon		05:06	1-2	0-1	0-0	0	0	0	1	0	2	0	0	0	0	0	0
25	Stefano Faloppa		00:42	0-0	0-0	0-0	0	0	0	0	0	0	0	0	0	0	0	-2
Team							5	4	9			0		0				
Totals				20-49	7-21	19-21	10	25	35	15	15	66	11	14	8	3	8	3

Technical Fouls:NONE

Shooting By Period		
1st FG%	11-27	40.7%
3PT%	5-14	35.7%
FT%	6-6	100%
2nd FG%	9-22	40.9%
3PT%	2-7	28.6%
FT%	13-15	86.7%
GM FG%	20-49	40.8%
3PT%	7-21	33.3%
FT%	19-21	90.5%

Dead Ball Rebounds: 1, 0

	SEMO	UTM
Biggest lead	0 (1st 20:00)	12 (1st 1:14)
Best Scoring Run	9(2nd 10:13)	9(1st 1:14)
Lead Changes	0	
Times Tied	2	
Time with Lead	00:00	38:22

Points from	SEMO	UTM
Turnovers	11	8
Paint	22	22
Second Chance	7	13
Fast Breaks	5	8
Bench	25	15

Period by Period Scoring	1st	2nd	TOT
SEMO	23	40	63
UTM	33	33	66