



GAME NOTES



2024 SOUTHEAST MISSOURI FOOTBALL

OVC Champions 2010 | 2019 | 2022 FCS Playoffs 2010 | 2018 | 2019 | 2022

Southeast Missouri Strategic Communications // 1221 Broadway Cape Girardeau, MO 63701 // SEMORedhawks.com

SCHEDULE/RESULTS

Aug. 24 W, 37-15 Montgomery, Ala. ESPN	Aug. 31 8 p.m., CT Las Cruces, N.M. ESPN	Sept. 7 6 p.m., CT Cape Girardeau, Mo. ESPN	Sept. 21 6 p.m., CT Carbondale, Ill. ESPN	Sept. 28 3 p.m., CT Cape Girardeau, Mo. ESPN	Oct. 5 2 p.m., CT Charleston, Ill. ESPN	Oct. 12 3 p.m., CT Cape Girardeau, Mo. ESPN	Oct. 19 3 p.m., CT Charleston, S.C. ESPN	Oct. 26 2 p.m., CT Cape Girardeau, Mo. ESPN	Nov. 9 1 p.m., CT St. Charles, Mo. ESPN	Nov. 16 1 p.m., CT Cape Girardeau, Mo. ESPN	Nov. 23 3:30 p.m., CT Nashville, Tenn. ESPN

GAME 2



Southeast Missouri

1-0, 0-0 Big South-OVC



New Mexico State

0-0, 0-0 CUSA

Saturday, August 31, 2024 / 8 p.m., CT
Las Cruces, N.M.

Southeast Missouri Redhawks

Head Coach.....Tom Matukewicz
Record at SEMO.....55-59, 41-30 Big South-OVC
Overall Record.....56-59

New Mexico State Aggies

Head Coach.....Tony Sanchez
Record at School.....First Year
Overall Record.....20-40

Game Information

Facility.....Aggie Memorial Stadium (28,853)
Surface.....Artificial Turf
Video.....ESPN+
Radio.....Real Rock 99.3 FM
Series Record.....First Meeting

FOLLOW THE REDHAWKS

Video: **ESPN+**

Play-by-Play.....Adam Young

Analyst.....Danny Knee

Online.....Plus.ESPN.com

Mobile App.....ESPN

Redhawks Radio Network

Play-by-Play.....Erik Sean

Analyst.....Rick Wieser (Home Games)

Flagship Station.....Real Rock 99.3 FM

Listen Online.....SEMORedhawks.com

Live Stats

NMStateSports.com

Social Media

X.....@SEMOfFootball

Hashtag.....#FeelinRowdy

Instagram.....@SEMORedhawks | @SEMOfFootball

Facebook.....SEMORedhawks | SEMOfFootball

STRATEGIC COMMUNICATIONS

Jeff Honza.....Associate AD / Football Contact

Office.....(573) 651-2933

Cell.....(618) 528-1145

Email.....jhonza@semo.edu/redhawk1@me.com

Website.....SEMORedhawks.com



Southeast Missouri or SEMO

is the preferred reference for Southeast Missouri State University athletic teams. Southeastern Missouri State is **NOT** an acceptable reference.



Redhawks vs. New Mexico State

- Southeast Missouri meets Football Bowl Subdivision and Conference USA member New Mexico State for the first time in 2024.
- Kickoff for Saturday's game is set for 8 p.m., CT at Aggie Memorial Stadium in Las Cruces, New Mexico.
- Las Cruces is the furthest trip SEMO will make on its 12-game schedule this year. Las Cruces is 1,221 miles away from Cape Girardeau, Missouri.
- New Mexico State is the fifth team the Redhawks face out of the current nine-member Conference USA footprint in their program history.
- SEMO is 10-40 all-time against Conference USA schools with a 2-9 record against Middle Tennessee, 7-18 record against former Ohio Valley Conference member Jacksonville State, 1-10 mark versus Western Kentucky and 0-3 record against Sam Houston State.
- The Redhawks only FBS win in program history came against a Conference USA opponent (at Middle Tennessee, 2002).

FBS Games

- Southeast Missouri is 1-27 all-time against Football Bowl Subdivision opponents.
- Hawai'i was SEMO's first-ever FBS opponent on Nov. 12, 1994. The Redhawks dropped that contest by a score of 34-0 in Honolulu.
- SEMO is looking to snap a 22-game losing streak against FBS schools.
- The Redhawks only win over a FBS opponent was at Middle Tennessee on Sept. 28, 2002 (24-14).
- Future FBS foes the Redhawks will play include Arkansas State (2025), Iowa State (2026), Missouri (2028 & 2030), and Ole Miss (2029).

About New Mexico State

- New Mexico State hosts Southeast Missouri in its season-opener Saturday.
- NMSU is under the direction of first-year Head Coach Tony Sanchez. Sanchez was hired as the program's 36th head coach on Dec. 23, 2023.
- The Aggies were picked tied for fifth in the 2024 Conference USA Preseason Poll behind Liberty, Western Kentucky, Jacksonville State and Middle Tennessee.
- In 2023, NMSU went 10-5 and made it to the Conference USA championship game, where it fell to Liberty, 49-35.
- SEMO is the 26th Football Championship Subdivision (FCS) team the Aggies play.
- The Redhawks are also only the second Big South-OVC school to face NMSU in its football history.



NEW MEXICO STATE AUGUST 31

QUICK FACTS

Location.....	Cape Girardeau, Mo.
Founded.....	1873
Enrollment.....	8,454
Nickname.....	Redhawks
Colors.....	Red & Black
Affiliation.....	NCAA Division I (FCS)
Conference.....	Big South-OVC
President.....	Dr. Carlos Vargas
V.P. for Intercollegiate Athletics.....	Brady Barke
Football Office Phone.....	(573) 651-2110
Stadium (Capacity).....	Houck Field (8,000)
Year First Constructed.....	1930
Surface.....	FieldTurf
First Year of Football.....	1904
First Year of Division I (FCS).....	1991
OVC Championships (Years).....	3 (2010, 2019, 2022)
NCAA FCS Playoff Berths (Years).....	4 (2010, 2018, 2019, 2022)
2023 Record.....	4-7
Home.....	2-2
Away.....	2-5
OVC Record/Finish.....	3-3/5th
Basic Offensive Set.....	Multiple/Spread
Basic Defensive Set.....	Pro Style 3-4
Starters Returning/Lost.....	13/9
Offense.....	7/4
Defense.....	5/6
Specialists Returning/Lost.....	2/1
Players Returning/Lost.....	60/45

2024 TOP-25 POLLS (PRESEASON)

AFC/ Hudl Coaches

1. South Dakota State
2. North Dakota State
3. Montana
4. Montana State
5. South Dakota
6. Villanova
7. Idaho
8. Chattanooga
9. Furman
10. Sacramento State
11. Southern Illinois
12. Richmond
13. Central Arkansas
14. Albany
15. Incarnate Word
16. William & Mary
17. UC Davis
18. Lafayette
19. Western Carolina
20. Illinois State
21. Tarleton State
22. North Dakota
23. Youngstown State
24. Nicholls
25. Florida A&M



Stats Perform Media

1. South Dakota State
2. North Dakota State
3. Montana
4. Montana State
5. South Dakota
6. Villanova
7. Idaho
8. Sacramento State
9. Chattanooga
10. Southern Illinois
11. Central Arkansas
12. Furman
13. Richmond
14. Incarnate Word
15. William & Mary
16. Albany
17. Lafayette
18. UC Davis
19. Illinois State
20. Western Carolina
21. Tarleton State
22. Weber State
23. Nicholls
24. North Dakota
25. Youngstown State



STATS COMPARISON

Southeast Missouri (1-0, 0-0 Big South-OVC)

Team Statistics	SEMO	OPP
Points Per Game	37.0	15.0
First Downs	23	16
Rushing Yards Per Game	176.0	200.0
Passing Yards Per Game	196.0	104.0
Total Yards Per Game	372.0	304.0
Fumbles-Lost	1-1	3-2
Penalty Yards Per Game	81.0	34.0
Time of Possession	36:39	23:21

New Mexico State (10-5, 7-1 CUSA)

Team Statistics (2023)	NMSU	OPP
Points Per Game	27.4	22.8
First Downs	308	315
Rushing Yards Per Game	199.0	143.7
Passing Yards Per Game	213.7	250.8
Total Yards Per Game	412.7	394.6
Fumbles-Lost	13-5	12-6
Penalty Yards Per Game	57.3	54.0
Time of Possession	31:21	28:39

- Mario Moccia, who is in his eighth year as Director of Athletics at NMSU, was AD at Southern Illinois when current SEMO Head Coach Tom Matukewicz was an assistant coach for the Salukis (2001-07).
- Former NMSU Head Coach Jerry Kill (2022-23) was also at SIU during the time Moccia and Matukewicz were there. Kill is now the Chief Consultant to the Head Coach and Senior Offensive Advisor at Vanderbilt.

Brickyard Games

- When Tom Matukewicz took over as Southeast Missouri's head coach, he immediately installed a Brick-by-Brick mantra for his process-driven program that remains at the forefront today.
- Every time SEMO upsets a FBS or ranked FCS opponent, it displays the winning scores of those games permanently in the "Brickyard."
- The Brickyard resides in the Redhawks locker room located in the Rosengarten Athletic Complex.
- Matukewicz has a program record eight wins over ranked FCS opponents, but has never upended a FBS foe as SEMO's coach.
- Tim Billings has the school's only win over a FBS opponent when his 2002 team took down Middle Tennessee by a score of 24-14.

Redhawks Win FCS Kickoff

- In its first ever appearance at the Week Zero FCS Kickoff, Southeast Missouri defeated North Alabama, 37-15, on Aug. 24.
- SEMO, which trailed 15-7 with 4:11 remaining in the second quarter, scored 30 unanswered points en route to its season-opening victory.
- The Redhawks grinded out the win without starting quarterback Paxton DeLaurent who left the game with a shoulder injury late in the second quarter.
- Freshman running back Payton Brown was named the game's Most Valuable Player after rushing for 97 yards and three touchdowns. Brown scored 18 of SEMO's final 30 points.
- Brown tied a FCS Kickoff single-game record in touchdowns and SEMO's defense tied a FCS Kickoff single-game record with four

takeaways, including two fumble recoveries and two interceptions.

- SEMO played and won a football game on the ESPN mothership for the first time in program history.
- The Redhawks beat North Alabama for the first time in just the second meeting between the teams. SEMO and UNA last met 68 years ago during the 1956 season in Florence, Alabama.
- This year marked the seventh time Montgomery Alabama's Cramton Bowl played host to the FCS Kickoff.

Season-Opening Victory

- Southeast Missouri snapped a four-game losing streak in season-opening games with its win over North Alabama (Aug. 24).
- SEMO improved to 11-23 all-time in season-openers during its NCAA Division I era.
- Tom Matukewicz is now 3-8 in such games with six of those losses coming against FBS opponents.
- North Alabama marked just the third non-FBS opponent SEMO faced in a season-opening game with Matukewicz at the helm.
- The 37-15 (+22) win over UNA was SEMO's largest margin of victory in a season-opener since the Redhawks blanked Missouri Baptist, 77-0, in Matukewicz's first game as a head coach on Aug. 28, 2014.
- It was only the fifth time in the Redhawks NCAA Division I FCS era where they won a season-opener by more than 20 points.

Impressive Debuts

- Freshmen running back Payton Brown and redshirt-freshman quarterback Carter Hensley carried Southeast Missouri to victory in their first college game against North Alabama (Aug. 24).
- Brown, a true freshman from Festus, Missouri, ran for 97 yards and three touchdowns on 19 carries.
- He scored his first career touchdown on a 1-yard run in the second quarter before hitting paydirt on runs of 25 and 1 yards, respectively.

SOUTHEAST MISSOURI FOOTBALL NOTES

- Hensley, who entered the game late in the second quarter for the injured Paxton DeLaurent, completed 10-of-14 passes for 100 yards and ran for 26 yards and one touchdown on four carries.
- A native of Rogers, Arkansas, Hensley engineered the last five scoring drives of the contest.

Defense Delivers

- Southeast Missouri's defense put together an outstanding performance against North Alabama (Aug. 24).
- SEMO had four takeaways on two fumble recoveries and two interceptions.
- It was the most turnovers forced by the Redhawks in a season-opener in 16 years since Southwest Baptist turned the ball over five times on Aug. 28, 2008.
- Jared Pedraza and McCoy Casey each recovered a fumble and Adrian Patterson and Justus Johnson added one interception apiece.
- The Redhawk defense also had a pair of big fourth-down stops.
- Additionally, SEMO finished with three sacks and five tackles for loss.

First SEMO Action

- Thirteen players saw their first action in a Southeast Missouri uniform against North Alabama (Aug. 24).
- Newcomers Adrian Patterson (DB), Justus Johnson (DB), McCoy Casey (OLB), Brandon Epton, Jr. (RB), Cam Pedro (WR), Carter Guillaume (OL), Tyler McMillan (OL) and Jalen Nettles (OL) made their first career starts.
- Carter Hensley, Jared Pedraza, Landon Sylvie, Payton Brown and Chris Daigre saw action, as well.
- Cam Pedro scored the first touchdown of the 2024 season on a 4-yard pass from Paxton DeLaurent with 9:29 left in the first quarter.

Week One

- All nine Big South-Ohio Valley Conference Football Association teams will be in action for the first time this week.
- Southeast Missouri (at New Mexico State), Lindenwood (at Kansas), Eastern Illinois (at Illinois), Western Illinois (at Northern Illinois), UT Martin (at Kansas State) and Tennessee Tech (at Middle Tennessee) all face Football Bowl Subdivision opponents.
- The other games slated for this week include Gardner-Webb vs. Wofford, Mississippi Valley State at Tennessee State and The Citadel at Charleston Southern.

Preseason Recognition

- Center Zack Gieg and inside linebacker Bryce Norman were named to both the 2024 Stats Perform and Phil Steele Preseason All-America Teams.
- Zack Gieg and quarterback Paxton DeLaurent represent Southeast Missouri on the 2024 Stats Perform Walter Payton Award Preseason Watch List. Gieg and DeLaurent are among 35 players on the preseason watch list. The Payton Award, which is in its 38th season, is presented annually to the National Offensive Player of the Year in Division I FCS football.
- Bryce Norman made the 2024 Stats Perform Buck Buchanan Award Preseason Watch List. Thirty players are on the preseason watch list for the prestigious award given annually to National Defensive Player of the Year in Division I FCS football. This year is the 30th Anniversary for the Buck Buchanan Award.
- Sophomore Logan Leftrick is one of 13 players that made the 2024 FCS Punter of the Year Preseason Watch List. The FCS Punter of the Year Award is presented by The Augusta Sports Council.
- Bryce Norman was tabbed the 2024 Big South-OVC Association Preseason Defensive Player of the Year. Norman is SEMO's first Preseason Defensive Player of the Year since

NEW MEXICO STATE
AUGUST 31



Redhawks Third in 2024 Big South-OVC Preseason Poll

- Southeast Missouri was picked third in the 2024 Big South-OVC Association Preseason Poll released on July 17.
- SEMO accumulated 51 points and two first-place votes in the balloting by the Association's head coaches.
- UT Martin was tabbed this year's preseason favorite and Eastern Illinois was voted second.

2024 BIG SOUTH-OVC PRESEASON POLL

School	First-Place Votes	Pct.
UT Martin	5	61
Eastern Illinois	2	53
Southeast Missouri	2	51
Tennessee State	-	41
Gardner-Webb	-	40
Charleston Southern	-	27
Tennessee Tech	-	24
Lindenwood	-	18
Western Illinois	-	9



2024 BIG SOUTH-OVC ASSOCIATION STANDINGS (AS OF AUG. 25)

School	Big South-OVC	Pct.	Overall	Pct.	Home	Away	Neutral	L10	Streak
Southeast Missouri	0-0	.000	1-0	1.000	0-0	0-0	1-0	0-0	-
Charleston Southern	0-0	.000	0-0	.000	0-0	0-0	0-0	0-0	-
Eastern Illinois	0-0	.000	0-0	.000	0-0	0-0	0-0	0-0	-
Gardner-Webb	0-0	.000	0-0	.000	0-0	0-0	0-0	0-0	-
Lindenwood	0-0	.000	0-0	.000	0-0	0-0	0-0	0-0	-
Tennessee State	0-0	.000	0-0	.000	0-0	0-0	0-0	0-0	-
Tennessee Tech	0-0	.000	0-0	.000	0-0	0-0	0-0	0-0	-
UT Martin	0-0	.000	0-0	.000	0-0	0-0	0-0	0-0	-
Western Illinois	0-0	.000	0-0	.000	0-0	0-0	0-0	0-0	-

Upcoming Big South-OVC Games (CT)

Thursday, August 29

Wofford at Gardner-Webb, 6 p.m.
Lindenwood at Kansas, 7 p.m.
Eastern Illinois at Illinois, 8 p.m.

Saturday, August 31

Western Illinois at Northern Illinois, 2:30 p.m.
Mississippi Valley St. at Tennessee St., 5 p.m.
The Citadel at Charleston Southern, 5 p.m.
UT Martin at Kansas State, 6 p.m.
Tennessee Tech at Middle Tennessee, 6 p.m.
Southeast Missouri at New Mexico St., 8 p.m.



NEW MEXICO STATE
AUGUST 31

fellow linebacker Zach Hall earned the honor in 2019.

- Seven Redhawks, including quarterback Paxton DeLaurent, offensive lineman Zack Gieg, tight end Danny Joiner, kicker DC Pippin, defensive lineman Steven Lewis, defensive back Joedrick Lewis and linebacker Bryce Norman are among the Big South-OVC Players to Watch.

Roster Notes

- Southeast Missouri's 2024 roster consists of 103 players.
- SEMO has 16 seniors, six graduates, 29 juniors, 22 sophomores and 30 freshmen.
- Ty Leonard, Darrell Smith, Jared Pedraza, Peyton Knight, Zack Gieg and Steven Lewis are the graduates.
- The Redhawks return 12 starters, including seven on offense and five on defense.
- Returning offensive starters are Paxton DeLaurent (QB), Zack Gieg (OL), Kobe Sixkiller (OL), Jamarcus Hill (OL), Tyson Miller (OL) and Jack Clinkenbeard.
- Returning defensive starters are Bryce Norman (ILB), Sam Cook (OLB), Steven Lewis (DL), Joedrick Lewis (DB) and Ty Leonard (DB).
- Bryce Norman (First-Team), Zack Gieg (First-Team) and kicker DC Pippin (Second-Team) are SEMO's returning All-Conference players from 2023.

Let's Talk Tuke

- Tom Matukewicz begins his 11th year as head coach at Southeast Missouri.
- Matukewicz has been at SEMO his entire career as a head coach.
- He is 55-59 overall and 41-30 in Big South-OVC play.
- Matukewicz guided the Redhawks to two conference regular-season titles (2019, 2022) and three FCS Playoff berths (2018, 2019, 2022), both program bests.
- He also has a program record eight wins over ranked FCS opponents.
- Matukewicz's 2018 (9-4), 2019 (9-4) and 2022 (9-3) teams each tied the school record in wins.
- He is the 13th head coach in SEMO football history and ranks third all-time in wins behind Kenneth Knox (88-59-4, 1952-67) and Abe Stuber (72-42-6, 1932-46).
- Matukewicz's 55 wins are the most of any head coach in the Redhawks Division I era.

- He was named the Roy Kidd Ohio Valley Conference Coach of the Year in 2018 and 2022.

Notable Streaks

- Bryce Norman led Southeast Missouri in tackles for three-straight seasons. If Norman does that again in 2024, he will become the first player in program history to lead the team in tackles four years in a row.
- Three-time First-Team All-Big South-OVC selection Zack Gieg has made 26-consecutive starts at center.
- Kobe Sixkiller, a four-year starter, made 15-straight starts on the offensive line.
- DC Pippin made 22-straight PATs. The last time Pippin missed an extra point was at Central Arkansas (Oct. 7, 2023).
- The Redhawks have not had a losing record in Big South-OVC play for six-straight seasons. The last time that happened was in 2017 (3-5).

Feature Back

- Brandon Epton, Jr. made his first career start as Southeast Missouri's tailback vs. North Alabama (Aug. 24).
- Epton, Jr. gained 48 yards on 16 carries and caught six passes for 22 yards. He also returned one kickoff 53 yards.
- Epton, Jr. takes over for Geno Hess who was SEMO's tailback for the last six years.
- At Hutchinson Community College, Epton, Jr. ran for 535 yards and five touchdowns in 10 games at Hutchinson CC in 2023.
- Prior to that, he was at SMU, where he redshirted after playing in four games in 2022 and ran for 94 yards and three touchdowns in eight games in 2021.
- Geno Hess, who was SEMO's running back from 2018-23, broke seven career records and finished as the school's all-time leading rusher with 5,119 yards.
- Hess is presently a graduate assistant in the SEMO Athletics compliance office.

QB 1

- Paxton DeLaurent, Southeast Missouri's third-year starting quarterback, suffered a shoulder injury late in the second quarter during the Redhawks season-opener against North Alabama (Aug. 24).
- DeLaurent is being medically evaluated and his status for Saturday is undetermined at this time.
- DeLaurent completed 14 of his first 17 passes for 96 yards and one touchdown prior to his injury.

- A native of Camdenton, Missouri, DeLaurent started the first seven games of the 2023 campaign before suffering a season-ending shoulder injury early in the second quarter at Tennessee Tech (Oct. 21).
- This preseason, DeLaurent was ranked as the #8 returning quarterback in the FCS by HERO Sports.
- DeLaurent also made the 2024 Stats Perform Walter Payton Award Preseason Watch List. A total of 35 players were selected to the initial list entering the season.
- In his career as SEMO's starting quarterback, DeLaurent has started 18 games and thrown for 4,572 yards and 31 touchdowns.
- DeLaurent was one of 20 quarterbacks across all divisions of college football invited to participate as a counselor at the Manning Passing Academy from June 27-30, 2024.

Receiving Votes

- Southeast Missouri received two votes in the 2024 AFCA FCS Coaches Poll, presented by Hudl.
- No Big South-OVC team was ranked in either the AFCA Coaches or Stats Perform Top-25 preseason polls.
- Eastern Illinois and UT Martin also received votes in the polls.
- SEMO has been ranked a total of 32 weeks in either the AFCA or Stats Perform Top-25 polls under Head Coach Tom Matukewicz.

New Mexico Ties

- Ethan Heifner, who oversees defensive quality control on Southeast Missouri's football staff, was a football intern at New Mexico State in 2023.
- Heifner is a graduate of Central Florida and also worked at Fort Hays State prior to SEMO.

Mr. SEMO

- Nearby Jackson native Bryce Norman is back to lead Southeast Missouri's defense. Norman's hometown is just eight miles north of Cape Girardeau.
- The inside linebacker is the 2024 Big South-OVC Preseason Defensive Player of the Year.
- He is the first SEMO player tabbed the league's Preseason Defensive Player of the Year since fellow linebacker Zach Hall earned the honor in 2019.
- Norman has become the household name of SEMO's defense and accumulated 279 tackles, 22.5 tackles for loss, nine sacks, two interceptions, five forced fumbles and two fumble recoveries in his career.

- He ranks among SEMO's career leaders in tackles (14th, 279), sacks (12th, 9) and tackles for loss (15th, 22.5).
- Norman was rated as the #8 returning linebacker in the FCS by HERO Sports and the #10 top returning linebacker in the FCS by Sports Illustrated.
- He is also among 30 players selected to the 2024 Stats Perform Buck Buchanan Award Preseason Watch List. This year marks the 30th Anniversary for the Buck Buchanan Award which is presented to the National Defensive Player of the Year in the Division I Football Championship Subdivision each season.
- Norman is looking to become the first player in SEMO football history to lead the team in tackles four-straight seasons.

Watch This

- Bryce Norman is 21 tackles away from reaching 300 in his career. Norman currently has 279 tackles. If he hits that mark, he will become the 10th player in program history to get 300 or more career tackles.
- Paxton DeLaurent is 428 yards away from 5,000 passing yards in his career as SEMO's quarterback. His 4,572 passing yards rank seventh among the Redhawks all-time career leaders. DeLaurent is on pace to become the fourth SEMO quarterback to throw for 5,000 or more yards.
- Paxton DeLaurent has 31 career passing touchdowns. DeLaurent needs 16 to break SEMO's all-time career record of 46 set by Daniel Santacaterina (2018-19).
- Paxton DeLaurent needs 1,608 passing yards to break the school's all-time career record in that category. DeLaurent has 4,572 yards and is chasing Jason Liley who threw for 6,179 yards from 1989-92.

Welcome to Cape Girardeau

- Southeast Missouri has three new coaches on its football staff this season.
- Todd Drury is in his first year as safeties coach, Morris Lolar is in his first season coaching the cornerbacks and Madison Bunch is in his first year coaching the running backs.
- Drury joins the Redhawks after spending the 2023 season as defensive coordinator at Western Illinois. Before that, he was head coach at Missouri S&T from 2019-22.
- Lolar worked with the defensive backfield at Missouri Valley College in 2023. He, too, has previous head coaching experience working three years at the helm of NAIA member Bethel College (Kan.). Lolar

played college football at Minnesota and Friends University before going on to spend six years in the CFL between the Edmonton Eskimos and Winnipeg Bombers organizations.

- Bunch was the offensive analyst and assistant running backs coach at Rutgers in 2023. He returns to SEMO's coaching staff where he once worked as the Redhawks recruiting coordinator and assistant wide receivers coach in 2022.

About the Program

- Southeast Missouri is in its 120th year of college football.
- The 2024 campaign marks SEMO's 34th year at the NCAA Division I Football Championship Subdivision (FCS) level.
- The Redhawks joined the FCS in 1991 and are 144-229 all-time in their Division I era.
- SEMO won three conference titles (2010, 2019, 2022) and made four NCAA FCS Playoff appearances (2010, 2018, 2019, 2022) in program history.
- The Redhawks have a total of six winning seasons (7-5 in 1994, 8-4 in 2022, 9-3 in 2010, 9-4 in 2018, 9-4 in 2019, 9-3 in 2022) in their NCAA Division I tenure.

2024 Schedule Notes

- Southeast Missouri begins its 2024 season a week earlier with its first-ever appearance in the FCS Kickoff vs. North Alabama (Aug. 24).
- SEMO will play a 12-game schedule with five home games.
- The Redhawks travel over 1,200 miles west to play Football Bowl Subdivision and Conference USA member New Mexico State (Aug. 31).
- Longtime rival Southern Illinois (Sept. 21) and Northwestern State (Sept. 28) are SEMO's other non-conference foes.
- The Big South-OVC Association slate features nine league teams playing an eight-game conference schedule in 2024.
- SEMO opens conference play at home against reigning Big South-OVC Co-Champion UT Martin (Sept. 7).
- Tennessee Tech (Oct. 12), reigning Big South-OVC Co-Champion and 2023 FCS Playoff participant Gardner-Webb (Oct. 26) and first-year Association member Western Illinois (Nov. 16) complete the Redhawks home portion of the schedule.
- The remainder of the Big South-OVC schedule includes trips to Eastern Illinois (Oct. 5), Charleston Southern (Oct. 19),

NEW MEXICO STATE
AUGUST 31



Lindenwood (Nov. 9) and Tennessee State (Nov. 23).

- SEMO faces Gardner-Webb and Charleston Southern for the first time in 2024.
- Big South-OVC Association games will primarily take place between weeks five and 13, with one game apiece during weeks two and four. Seven weeks will feature four Association matchups.
- SEMO has two bye weeks (Sept. 14 & Nov. 2) this season.

Call to the Hall

- Southeast Missouri's 2010 football team will be inducted into the SEMO Athletics Hall of Fame this fall.
- The 2010 team went 9-3 overall and won the first Ohio Valley Conference title in program history. SEMO faced eventual FCS National Champion Eastern Washington in its first-ever playoff appearance that year.
- SEMO's 2010 team will be recognized as part of pregame ceremonies prior to kickoff of the Redhawks home-opener vs. UT Martin on Sept. 7.

Big South-OVC Football Association Presidents and Chancellors Enter into New Enhanced Agreement

- On June 12, 2024, the Board of Presidents and Chancellors of the nine regionally-aligned member institutions solidified their commitment to each other with a new enhanced agreement that will provide an opportunity to extend the original partnership through 2030 and beyond.
- The agreement strengthens the structure between the FCS-committed institutions and is intended to provide all members access to the automatic bid to the NCAA Division I Football Championship Playoffs, long-term stability and a competitive league schedule.
- All teams will play eight Association games in 2024, renewing established rivalries and sparking new ones.
- The original agreement, signed in February 2022, provided for Association play from 2023 through 2026. The new agreement, approved unanimously by all participating presidents and chancellors, now adds a "look-in" provision following the initial four-year term, which was to end after the 2026 season, for an additional four years,



NEW MEXICO STATE
AUGUST 31

to provide institutions added membership certainty and stability.

- The framework also allows for the potential introduction of additional member institutions to the Association.
- The agreement confirms that the Ohio Valley Conference office will manage day-to-day football operations in consultation with Big South Conference leadership.
- The Big South-OVC Association currently includes nine schools: Charleston Southern, Eastern Illinois, Gardner-Webb, Lindenwood, Southeast Missouri, Tennessee State, Tennessee Tech, UT Martin and Western Illinois.

Redhawks Team Up to Sack Hunger Again in 2024

- Southeast Missouri's Department of Athletics is once again teaming up to Sack Hunger this 2024 football season.
- SEMO is partnering with Southeast Missouri Food Bank, Coalter Insurance Group, First Midwest Bank, Coast to Coast Signs, Sikeston Jaycee Bootheel Rodeo and Midwest Sterilization to provide meals to families facing hunger in the southeast Missouri region.
- For every quarterback sack against opposing teams this year, Coalter Insurance Group, First Midwest Bank, Coast to Coast Signs, Sikeston Jaycee Bootheel Rodeo and Midwest Sterilization will each donate \$100 to Southeast Missouri Food Bank.
- Every \$1 donated to the Southeast Missouri Food Bank provides four meals, meaning each



22 Payton Brown, RB **6-1, 216, Fr., Festus, Mo.**

Payton Brown made his college debut by scoring three of the Redhawks five touchdowns in SEMO's season-opening win over North Alabama. Brown scored on a pair of 1-yard runs and one 25-yard rush. He was responsible for 18 of the Redhawks 30 unanswered points. Brown tied a FCS Kickoff single-game record in rushing touchdowns and was named Most Valuable Player in the contest. Brown finished with 97 yards on 19 carries (5.1 ypc) and caught two passes for 29 yards.

TOP PERFORMERS **WEEK ZERO / AUG. 24, 2024**



8 Carter Hensley, QB **6-4, 226, R-Fr., Rogers, Ark.**

Redshirt-freshman backup quarterback Carter Hensley entered the game for injured starting signal-caller Paxton DeLaurent late in the second quarter against North Alabama. Hensley, in his first career game, completed 10-of-14 passes for 100 yards and ran for 26 yards and a touchdown on four carries. He scored his first career touchdown on a 1-yard run with 5:32 left to play in the fourth quarter. Hensley engineered each of the final five scoring drives of the game leading SEMO to its come-from-behind win.



11 Jared Pedraza, ILB **6-1, 237, Gr., Franklin, Texas**

In his first action as a Redhawk, inside linebacker Jared Pedraza keyed a SEMO defense that recorded four takeaways in its season-opener against North Alabama. Pedraza recorded eight tackles, one sack, two tackles for loss, a forced fumble and one fumble recovery. He also had two quarterback hurries. Pedraza had a big stop on a fourth-and-1 at the Redhawks 20-yard line. That turnover on downs led to SEMO scoring a touchdown that opened a two-score lead early in the fourth quarter.



SEMO FOOTBALL **SACK HUNGER** **THANK YOU SPONSORS**





Redhawk sack will supply 2,000 meals to families facing hunger.

- River Radio, the official radio broadcast partner of SEMO Athletics, will also support the campaign by airing public service announcements during Redhawk football broadcasts throughout the 2024 season.
- Fans who wish to join the Redhawks in the fight against hunger can donate to Southeast Missouri Food Bank at **SEMOFoodBank.org**.

Ridin' with Rowdy Fundraiser

- Southeast Missouri's football program is offering a special raffle for an opportunity to win a 2024 Nissan Titan PRO-4X pickup truck as part of its Ridin' with Rowdy fundraiser.
- Ridin' with Rowdy raffle tickets can be purchased at prices of \$100 per ticket, \$500 for six tickets and \$1,000 for 12 tickets. Only 1,000 entries will be sold with the goal of the initiative being to provide additional scholarships for the football program so it can continue to retain championship/Top 25 caliber student-athletes.
- There is no limit on the number of tickets an individual may purchase, while supplies last.
- Powered by John Sinclair Nissan, the 2024 Nissan Titan (5.6-Liter Endurance V8 PRO-4X 4x4 CC) is valued at \$68,140.
- The Ridin' with Rowdy Raffle ends on Oct. 26, 2024 at the close of the third quarter of SEMO's Homecoming football game vs. Gardner-Webb. The winning raffle ticket will then be announced sometime during the fourth quarter.
- You must be 18 years of age or older to participate and must be physically present in Missouri when purchasing a ticket.
- Visit <https://e.givesmart.com/events/DDd/page/raffle> for all rules, terms and conditions.



Redhawks in the NFL

- Four former Southeast Missouri players are on active NFL rosters.
- Ryan Flounoy (WR) is with the Dallas Cowboys, Mike Ford (CB) is with the Houston Texans, Kristian Wilkerson (WR) is with the Las Vegas Raiders and Lawrence Johnson (S) is with the New Orleans Saints.
- Most recently, Flounoy was selected by the Cowboys in the sixth round of the 2024 NFL Draft. He was the 216th overall pick and became the first SEMO player ever drafted by Dallas.
- Johnson signed as an undrafted free agent with the Saints following the 2024 season.
- The 2024 campaign is Ford's seventh season in the NFL. Ford played three years with the Detroit Lions (2018-20) and one year each with the Denver Broncos (2021), Atlanta Falcons (2022) and Cleveland Browns (2023).
- Wilkerson was with the New England Patriots in 2020 and 2021 and signed with Las Vegas as a free agent on May 15, 2023.
- Ryan Flounoy (Dallas Cowboys) and Kristian Wilkerson (Las Vegas Raiders) played against each other in a NFL preseason game on Aug. 17, 2024. Flounoy caught his first touchdown pass in that contest.
- Former SEMO offensive lineman Dan Connolly played eight seasons with the New England Patriots and helped the Patriots win Super Bowl XLIX over the Seattle Seahawks in his final season. Connolly holds the longest kick return by an offensive lineman in an NFL game with a 71-yard return against the Green Bay Packers on Dec. 19, 2010. Connolly weighed 313 pounds at the time of his record return.
- Center Eugene Amano won the Rimington Award at Southeast Missouri and was a seventh round draft pick of the Tennessee Titans in 2004. Amano played nine seasons with the Titans and made 31 starts on the offensive line from 2004-12.
- Jon Gruden spent one season as SEMO's quarterbacks coach in 1988. Gruden was head coach of Tampa Bay when the Buccaneers won their Super Bowl title. He was also the head coach of the Las Vegas Raiders. Currently, Gruden is an advisor for the Milano Seamen of the European League of Football.
- Marty Mornhinweg was the Redhawks offensive coordinator and quarterbacks coach from 1989-90. Mornhinweg was head coach of the Detroit Lions from 2001-02 and finished his career as a senior offensive consultant with the Philadelphia Eagles in 2020.

Remarkable Success

- Southeast Missouri Athletics has reached unprecedented success.
- Since 2019-20, SEMO has won 30 conference titles with every sport winning at least one along the way.
- Academically, SEMO broke a department record when it finished the 2023-24 academic year with a 3.44 spring grade point average.
- The football team set its highest spring GPA ever with a 3.18 mark.
- SEMO most recently earned a school record 45 Ohio Valley Conference Medals of Honor for the 2023-24 academic year. The OVC Academic Medal of Honor is given annually to the student-athletes who achieve the highest grade point average in a Conference-sponsored sport. Every Redhawk that won the OVC Medal of Honor achieved a perfect 4.0 GPA.
- Redhawk teams won five NCAA Public Recognition Awards based on their perfect 1,000 scores in the most recent multiyear Academic Progress Rates (APR). The report is based on NCAA Division I APR data submitted by the institution for the 2019-20, 2020-21, 2021-22 and 2022-23 academic years.
- SEMO won the OVC Commissioner's Cup in two of the last four years. The Redhawks garnered the honor in 2020-21 and 2022-23. The OVC Commissioner's Cup is a symbol of overall athletic excellence in Conference-sponsored championships and is awarded annually to one member institution. The Redhawks never won the prestigious honor until 2020-21.

SOAR Collective

- On Mar. 25, 2024, Southeast Missouri's Department of Athletics partnered with SOAR Collective, the official NIL Collective of SEMO Athletics.
- As an official sponsor and partner of SEMO Athletics, SOAR Collective will be designated as the "Official NIL Collective of SEMO Athletics," receive permission to utilize SEMO marks and logos as part of student-athlete NIL initiatives and will receive various sponsorship assets.
- SOAR Collective is a third-party organization that was formed to help empower student-athletes to maximize all the endeavors they undertake while in southeast Missouri



NEW MEXICO STATE
AUGUST 31

birth on and off the field.

- Encompassing the One Team, One Family concept, the alumni and fans are committed to working tirelessly to ensure that every current and future Redhawk can leverage the power of their name, image, and likeness to build a brighter future for themselves and the community.

SOARCollective.org



NEW MEXICO STATE
AUGUST 31





NEW MEXICO STATE
AUGUST 31

MEDIA INFORMATION

Strategic Communications

The Southeast Missouri Strategic Communications Office is always willing to assist the media with their coverage of Redhawk football. All media and credential requests should be made to Assistant Director of Athletics Jeff Honza. Should you need any information, feel free to call anytime, day or night. Honza can be reached at (573) 651-2933 (work) or (618) 528-1145 (mobile).

In-Season Interview Policy

All of Southeast Missouri's football student-athletes and coaches will be available to the media throughout the 2023 season. Interviews should be arranged through the Southeast Missouri Strategic Communications Office. Interviews with players and coaches will be conducted either by phone or in-person after practice on Tuesdays and Wednesdays during the season. Please let the Strategic Communications Office know at least 24 hours in advance so interview arrangements can be made. Practices generally run from 3:30-5:30 p.m. during the season.

Credentials

Credentials are required for all media at Houck Field. To request season or single-game credentials, please contact Jeff Honza in the Southeast Missouri Strategic Communications Office by phone at (573) 651-2933 or email at redhawk1@me.com/ jhonza@semo.edu. Credentials can be picked up at the will call area located at the south side of Houck Field. Southeast Missouri follows the guidelines set forth by the NCAA governing the issuance of credentials. Credentials will be issued to accredited sports writers of daily and weekly newspapers. Photo credentials will be issued to accredited members of the photo media working for newspapers and television stations. All credential requests should come from sports editors, directors or anchors. Any unauthorized use of credentials will result in revocation of credentials issued by Southeast Missouri State University and credential requests will not be honored for future SEMO athletic events.

In-Season Interview Policy

All of Southeast Missouri's football student-athletes and coaches will be available to the media throughout the 2023 season. Interviews should be arranged through the Southeast Missouri Strategic Communications Office. Interviews with players and coaches will be conducted either by phone or in-person after practice on Tuesdays and Wednesdays during the season. Please let the Strategic Communications Office know at least 24 hours in advance so interview arrangements can be made. Practices generally run from 3:30-5:30 p.m. during the season.

SEMOredhawks.com

Southeast Missouri's official athletics website is updated daily and information on all 15 sports is available. Complete schedules, results, coaches and player bios, and other information can be accessed.

Postgame Interviews

The Southeast Missouri Strategic Communications staff will make student-athletes available to the media at the conclusion of each game. Postgame press conferences will be held in the Holcomb Success Center across Bellevue Street. Coach Matukewicz's first postgame responsibility after meeting with the team is his live radio show.

Photographers

Please observe NCAA regulations and shoot from the designated areas assigned at Houck Field. Photographers are not permitted to shoot in the official team areas (20-yard line to 20-yardline). Photographers must display their credentials at all times and shoot from behind the bold red line outside the team areas.

Redhawks on ESPN+

The Ohio Valley Conference and ESPN have a media rights agreement, which includes a minimum of 600 conference events on ESPN+, the multi-sport, direct-to-consumer subscription streaming service from The Walt Disney Company Direct-to-Consumer & International segment and ESPN. All of Southeast Missouri's home games and Big South-OVC games air live on ESPN+. ESPN+ offers fans thousands of additional live events, on-demand content and original programming not available on ESPN's linear TV or digital networks. ESPN+ is an integrated part of the completely redesigned ESPN App. ESPN+ is also available through ESPN.com.

Redhawks Radio Network

All Southeast Missouri football games will be broadcast live on the radio at Real Rock 99.3 FM (KCGQ) and online at SEMOredhawks.com. Erik Sean returns for his 25th year as the "Voice of the Redhawks." Sean is the Director of Sports Operations for Mississippi River Radio's eight radio stations in Cape Girardeau. Sean will be assisted by SEMO Hall of Fame quarterback Rick Wieser (analyst) at all home games.

Radio Network Affiliates

Real Rock 99.3 FM (KCGQ) (Flagship)
ESPN 93.5 FM (K228FX)
ESPN 1220 AM (KGIR)
ESPN 1470 AM (KMAL)

Big South-OVC Content Gathering Sessions

Zoom sessions with all Ohio Valley Conference and Big South Head Football Coaches will be conducted each week beginning Aug. 27. The sessions will be on Tuesdays during the season. Southeast Missouri's Tom Matukewicz will be on the call from 11:20-11:30 a.m., CT every week. If you have questions or need more information, contact Kyle Schwartz at (615) 690-6685 or kschwartz@ovc.org.

Join Zoom Meeting: <https://us02web.zoom.us/j/89692446244?pwd=MB0nQM080nZnHPh0td7oeVUtmYs6L1>

No Press Box Space

There is currently no press box space available for media at Houck Field. Southeast Missouri's Strategic Communications Department will make every effort to assist media with their coverage while construction phases are ongoing. Radio crews for both teams will have space available to work in Rose Theater close to Houck Field.

Live Stats




StatBroadcast Live is the exclusive live statistics platform of Southeast Missouri football. Live stats can be accessed at **Statb.us/1/SEMO**.



MEDIA INFORMATION

NEW MEXICO STATE
AUGUST 31



AUGUST		GAME WEEK MEDIA SCHEDULE			
26		27		28	
Radio Show 12-1 p.m., CT Wings Etc. Cape Girardeau		Practice 3:30-5:30 p.m., CT Houck Field (Interviews After)		Practice 3:30-5:30 p.m., CT Houck Field (Interviews After)	
				No Interview Availability	
				No Interview Availability	
				SEMO at New Mexico State 8 p.m., CT Las Cruces, N.M.	



SEMO FOOTBALL
SEMO FOOTBALL
SEMO FOOTBALL
SEMO FOOTBALL

2024 RADIO SHOW SCHEDULE

ALL SHOWS 12-1 P.M., CT

AUGUST 19 - WINGS ETC. CAPE GIRARDEAU
AUGUST 26 - WINGS ETC. CAPE GIRARDEAU

SEPTEMBER 2 - WINGS ETC. JACKSON
SEPTEMBER 9 - WINGS ETC. CAPE GIRARDEAU
SEPTEMBER 16 - WINGS ETC. CAPE GIRARDEAU
SEPTEMBER 23 - WINGS ETC. JACKSON
SEPTEMBER 30 - WINGS ETC. CAPE GIRARDEAU

OCTOBER 7 - WINGS ETC. CAPE GIRARDEAU
OCTOBER 14 - WINGS ETC. JACKSON
OCTOBER 21 - WINGS ETC. CAPE GIRARDEAU
OCTOBER 28 - WINGS ETC. CAPE GIRARDEAU

NOVEMBER 4 - WINGS ETC. JACKSON
NOVEMBER 11 - WINGS ETC. CAPE GIRARDEAU
NOVEMBER 18 - WINGS ETC. CAPE GIRARDEAU
NOVEMBER 25 - WINGS ETC. JACKSON

SOUTHEAST MISSOURI FOOTBALL NOTES



NEW MEXICO STATE
AUGUST 31

NUMERICAL ROSTER

No.	Name	Pos.	Ht.	Wt.	Cl.	Hometown/Last School
0	Cam Pedro	WR	5-11	176	So.	Lawrenceville, Ga./Marshall
1	Tristan Smith	WR	6-5	205	Jr.	LaGrange, Ga./Hutchinson CC
1	Trel Riley	DB	6-1	172	Jr.	Princeton, Ky./Trinity Valley CC
2	Joedrick Lewis	CB	5-11	190	Sr.	Houston, Texas/Trinity Valley CC
3	Danny Duray	K	6-2	191	Fr.	Mount Prospect, Ill./Hersey H.S.
3	Brandon Epton, Jr.	RB	6-0	185	Jr.	Dallas, Texas/Hutchinson CC
4	Johnny Weber	QB	6-4	221	Fr.	Bristol, Wis./Carmel Catholic H.S.
4	McCoy Casey	OLB	6-2	235	Jr.	Houston, Texas/Trinity Valley CC
5	Ty Leonard	CB	6-0	170	Gr.	Louisville, Ky./Butler H.S.
5	Darrell Smith	RB	5-11	190	Gr.	Alton, Ill./College of DuPage
6	Dorian Anderson	WR	6-2	200	Sr.	Oakland, Tenn./Christian Brothers H.S.
7	Khalani Riddick	DB	6-0	195	Sr.	Elk Grove, Calif./Sacramento City Coll.
8	Carter Hensley	QB	6-4	226	So.	Rogers, Ark./Heritage H.S.
8	Trey Lisle	OLB	6-6	230	Fr.	Fayetteville, Ark./Fayetteville H.S.
9	Adrian Patterson	DB	6-0	182	Jr.	Wichita, Kan./Coffeyville CC
9	Adrian Fox	QB	6-3	201	Fr.	Jackson, Mo./Jackson H.S.
10	Paxton DeLaurent	QB	6-5	229	Sr.	Camdenton, Mo./Central Methodist
10	Dony'e Taylor	DB	6-1	202	Sr.	Cape Girardeau, Mo./Central H.S.
11	Patrick Heitert	QB	6-0	191	Jr.	St. Louis, Mo./Christian Brothers H.S.
11	Jared Pedraza	ILB	6-1	237	Gr.	Franklin, Texas/Northwestern State
12	Sam Cook	OLB	6-4	230	Sr.	Neosho, Mo./Western Illinois
12	Greg Menne	QB	6-2	217	So.	Independence, Mo./Fort Osage H.S.
13	Mali Walton	ILB	6-0	226	Sr.	St. Louis, Mo./Parkway South H.S.
14	Amare Townsend	DB	6-1	174	So.	Louisville, Ky./DuPont Manual H.S.
15	Cole Ruble	RB	5-10	193	So.	Imperial, Mo./Seckman H.S.
15	Logan Leftrick	P	6-1	221	So.	Springfield, Tenn./Springfield H.S.
16	Jeremy Walton	OLB	6-1	240	Jr.	Gurnee, Ill./Trinity International
16	Trent Shelton	WR	6-3	200	Fr.	St. Louis, Mo./Gateway Stem H.S.
17	Logan Hite	DB	5-11	210	Fr.	Poplar Bluff, Mo./Poplar Bluff H.S.
17	Kyron Downing	WR	5-10	180	Jr.	Vinita, Okla./Vinita H.S.
18	Patrick Johnson	DB	6-1	177	Jr.	St. Louis, Mo./Murray State
19	Danny Joiner	TE	6-3	243	Jr.	Kansas City, Mo./Army
20	Chris Daigre	DB	5-11	175	Sr.	Baton Rouge, La./Grambling State
21	Octavius Henderson	DB	6-3	186	Jr.	Nashville, Tenn./Goodpasture School
22	Pavton Brown	RB	6-1	216	Fr.	Festus, Mo./Hillsboro H.S.
23	DJ Delmore	DB	5-11	186	So.	Baton Rouge, La./Woodlawn H.S.
24	JaQori Williams	S	6-0	198	Sr.	Millbrook, Ala./Dodge City CC
25	Slade Dollar	ILB	6-2	220	Jr.	Naples, Fla./Naples H.S.
26	Zi'kef Johnson	DB	6-1	187	Sr.	Sumter, S.C./Independence CC
27	Aquarius Winston, Jr.	DB	6-1	203	Jr.	Southaven, Miss./Southaven H.S.
28	Jacorey Love	RB	5-10	177	Fr.	Kansas City, Mo./Liberty North H.S.
29	Temidayo Odugbemi	ILB	6-1	229	So.	Dallas, Ga./Paulding County H.S.
30	Judd Cunningham	LS	6-0	218	Jr.	Farmington, Mo./Farmington H.S.
31	Tyson Underwood	DB	5-10	189	Fr.	Scott City, Mo./Scott City H.S.
32	Bryce Norman	ILB	6-0	215	Sr.	Jackson, Mo./Jackson H.S.
33	Mitchell Sellers	WR	6-5	236	Sr.	Paradise, Texas/Southern Mississippi
34	Landon Sylvie	DB	5-11	170	Fr.	Shreveport, La./Calvary Baptist
35	Khalik Boothe	DB	5-10	180	Fr.	Batesville, Miss./South Panola H.S.
36	Brandon Brigham	RB	6-0	215	Fr.	Chicago, Ill./Homewood-Flossmoor H.S.
37	Skyler Young	RB	5-10	202	So.	Osceola, Ark./Osceola H.S.
38	Tony Terry	OLB	6-5	240	Fr.	Jackson, Mo./Kansas
39	Adam Heston	P	6-1	218	Sr.	Sewell, N.J./Eastern Michigan
41	Logan Eggart	TE	6-5	227	Fr.	Madison, Ala./James Clemons H.S.
42	Brandon Mason	OLB	6-5	233	Fr.	St. Louis, Mo./Hazelwood Central H.S.
43	Nolan Reed	TE	6-3	236	Jr.	Bonne Terre, Mo./North County H.S.
44	Jamarion Smith	RB	5-11	195	Fr.	Portageville, Mo./Portageville H.S.
45	Andrew Civey	TE	6-3	244	So.	Bonne Terre, Mo./North County H.S.
46	Peyton Knight	LS	6-1	215	Gr.	Indianapolis, Ind./Marian University
47	Wesley Dabbs	TE	6-6	221	Fr.	Memphis, Tenn./Briarcrest H.S.
48	Latrevis Thompson	OLB	6-2	223	Jr.	Kennett, Mo./Kennett H.S.
49	DC Pippin	K	6-0	195	Sr.	Springfield, Ill./Springfield H.S.
50	Jalen Nettles	OL	6-4	322	Jr.	Canton, Miss./UAB
51	Robert Dover	OLB	6-3	236	Fr.	Mountain Home, Ark./Mountain Home H.S.
53	Michael Cardilli	ILB	6-0	225	So.	Mokena, Ill./Western Illinois
54	Jayden Davis	ILB	6-1	222	Fr.	Alabaster, Ala./Thompson H.S.
55	Nasim Cairo	DL	6-2	260	Jr.	Edwardsville, Ill./Edwardsville H.S.

56	Zack Gieg	OL	6-1	296	Gr.	Morgan Hill, Calif./Fresno State
59	Davarious Nunley	ILB	5-10	202	Fr.	Cape Girardeau, Mo./Central H.S.
61	Zane Coon	OL	6-3	302	Fr.	Jackson, Mo./Jackson H.S.
62	Caleb Fikejs	LS	5-10	231	Fr.	Plainfield, Ill./Plainfield North H.S.
63	Zach Hudson	OL	6-4	298	So.	Imperial, Mo./Seckman H.S.
64	Chris Frye	OL	6-2	294	Jr.	Kansas City, Mo./Lincoln Prep H.S.
65	Mason Miller	OL	6-1	298	Fr.	Tullahoma, Tenn./Tullahoma H.S.
68	Carter Guillaume	OL	6-2	282	Fr.	Louisville, Ky./St. Xavier H.S.
69	Kobe Sixkiller	OL	6-1	300	Sr.	Jay, Okla./Northeastern Okla. A&M
70	Ethan Hatton	OL	6-3	295	So.	Memphis, Tenn./Lausanne Collegiate
71	Tyson Miller	OL	6-5	286	Jr.	Lafayette, Ind./Lafayette Jefferson H.S.
72	Jamarcus Hill	OL	6-5	297	Jr.	Jefferson, Ga./Jefferson H.S.
73	Trey Gibbs	OL	6-3	284	Jr.	Jenks, Okla./Northeastern Okla. A&M
74	Kaleb Pearley	OL	6-5	304	So.	Metairie, La./Archbishop Rummel H.S.
75	Tyler McMillan	OL	6-6	315	So.	Detroit, Mich./Northwestern State
77	Rashad Turner	OL	6-5	316	Jr.	St. Louis, Mo./Carnahan H.S.
78	Yusef Sanogo-Kendrick	OL	6-4	310	Fr.	Henderson, Ky./Henderson County H.S.
79	Eli Clausen	OL	6-5	230	Fr.	Tucson, Ariz./Tanque Verde H.S.
80	Jaques Wyatt	WR	6-6	196	So.	Clarksville, Tenn./Clarksville Academy
81	Donnie Cheers	WR	6-2	189	So.	Marion, Ark./Marion H.S.
82	Demetrian Cannon	WR	6-1	196	So.	St. Louis, Mo./De Smet Jesuit H.S.
83	Jack Clinkenbeard	WR	5-11	195	Jr.	Springfield, Mo./Glendale H.S.
84	Anthony Westervelt	WR	6-2	197	So.	Imperial, Mo./Seckman H.S.
85	Zyan Royal	WR	5-10	164	Fr.	St. Louis, Mo./Kirkwood H.S.
86	Brennan Remy	WR	6-0	188	Fr.	Cincinnati, Ohio/Lakota West H.S.
87	Braden Thompson	TE	6-4	246	Jr.	Nebraska City, Neb./Nebraska City H.S.
88	Kierrie Conley	WR	5-11	170	Jr.	Stockbridge, Ga./Jackson State
89	Wesley Corbitt	WR	6-0	188	Jr.	Jackson, Miss./Northeast Miss. CC
90	Servant Counsellor	DL	6-4	287	So.	Tulsa, Okla./Will Rogers College H.S.
91	Jehchys Brown	DL	6-2	291	So.	Centralia, Ill./Centralia H.S.
92	Jaylon Stone	DL	6-2	288	So.	Athens, Ga./Clark Central H.S.
93	Ashton Jones	DL	6-2	252	Fr.	Louisville, Ky./St. Xavier H.S.
94	Ja'Mian Golden	DL	6-3	263	Jr.	Parma, Mo./New Madrid H.S.
95	Sam Keeper	DL	6-1	270	Sr.	St. Louis, Mo./Cardinal Ritter H.S.
97	Caleb Webb	DL	5-11	284	Jr.	Memphis, Tenn./Cordova H.S.
98	Timothy Maxson	DL	6-2	274	Fr.	New Orleans, La./De La Salle H.S.
99	Steven Lewis	DL	6-1	291	Gr.	Pontiac, Ill./Pontiac H.S.

Head Coach

Tom Matukewicz (11th Year)

Assistant Coaches

Jeromy McDowell (Offensive Coordinator/Quarterbacks); Ricky Coon (Defensive Coordinator/Defensive Line); Luke Berblinger (Tight Ends); Connor Benado (Inside Linebackers/Specialists); Lucas Orchard (Offensive Line); Quin Jones (Outside Linebackers); Desmond Noird (Wide Receivers); Cade Brister (Recruiting Coordinator/Nickelbacks); Todd Drury (Safeties); Morris Lolar (Cornerbacks); Madison Bunch (Running Backs)

Additional Football Staff

Brett Blackman (Director of Operations); Ethan Heifner (Defensive Quality Control); Wes Piersall (Director of Sports Performance); Brett Reynolds (Graduate Assistant Operations); Conner Justus (Graduate Assistant Offense); Dalyn McDonald (Video Coordinator)

Pronunciations

Jehchys Brownjeh-KYE-us	Zi'kef Johnsonzye-KEEF
Nasim Cairona-seem CARE-oh	Greg Mennemany
Andrew Civeysiv-ee	Temidayo Odugbemitem-EE-dye-OH
Kierrie ConleyKEY-air-EE		oh-DO-bem-EE
Chris DaigreDAY-gree	Khlani RiddickKUH-lawn-ee
Paxton DeLaurentduh-lore-ent	Yusef Sanogo-KendrickYOU-seff
Danny Duraydurr-AYE		
Caleb FikejsFIKE-us		
Zack Gieggig		
Carter GuillaumeGILL-um		
Ja'Mian Goldenja-myan		

Squad Breakdown

Total Squad Members103
Seniors (Graduates)16 (63)
Juniors29
Sophomores22
Freshmen30

ALPHABETICAL ROSTER

NEW MEXICO STATE
AUGUST 31

No.	Name	Pos.	Ht.	Wt.	Cl.	Hometown/Last School
6	Dorian Anderson	WR	6-7	200	Sr.	Oakland, Tenn./Shorter University
35	Khalik Boothe	DB	5-10	180	Fr.	Batesville, Miss./South Panola H.S.
36	Brandon Brigham	RB	6-0	215	Fr.	Chicago, Ill./Homewood-Flossmoor H.S.
91	Jehchys Brown	DL	6-2	291	So.	Centralia, Ill./Centralia H.S.
22	Payton Brown	RB	6-1	216	Fr.	Festus, Mo./Hillsboro H.S.
55	Nasim Cairo	DL	6-2	260	Jr.	Edwardsville, Ill./Edwardsville H.S.
82	Demettrion Cannon	WR	6-1	196	So.	St. Louis, Mo./De Smet Jesuit H.S.
53	Michael Cardilli	ILB	6-0	225	So.	Mokena, Ill./Western Illinois
4	McCoy Casey	OLB	6-2	235	Jr.	Houston, Texas/Trinity Valley CC
81	Donnie Cheers	WR	6-2	189	So.	Marion, Ark./Marion H.S.
45	Andrew Civey	TE	6-3	244	So.	Bonne Terre, Mo./North County H.S.
79	Eli Clausen	OL	6-5	230	Fr.	Tucson, Ariz./Tanque Verde H.S.
83	Jack Clinkenbeard	WR	5-11	195	Jr.	Springfield, Mo./Glendale H.S.
18	Kierrie Conley	WR	5-11	170	Jr.	Stockbridge, Ga./Jackson State
22	Sam Cook	OLB	6-4	230	Sr.	Neosho, Mo./Central Illinois
61	Zane Coon	OL	6-3	302	Fr.	Jackson, Mo./Jackson H.S.
89	Wesley Corbitt	WR	6-0	188	Jr.	Jackson, Miss./Northeast Miss. CC
90	Servant Counsellor	DL	6-4	287	So.	Tulsa, Okla./Will Rogers College H.S.
30	Judd Cunningham	LS	6-0	218	Jr.	Farmington, Mo./Farmington H.S.
47	Wesley Dabbs	TE	6-6	221	Fr.	Memphis, Tenn./Briarcrest H.S.
20	Chris Daigre	DB	5-11	175	Sr.	Baton Rouge, La./Grambling State
54	Jayden Davis	ILB	6-1	222	Fr.	Alabaster, Ala./Thompson H.S.
10	Paxton DeLaurent	QB	6-5	229	Sr.	Camdenton, Mo./Central Methodist
23	DJ Delmore	DB	5-11	186	So.	Baton Rouge, La./Woodlawn H.S.
25	Slade Dollar	ILB	6-2	220	Jr.	Naples, Fla./Naples H.S.
51	Robert Dover	OLB	6-3	236	Fr.	Mountain Home, Ark./Mountain Home H.S.
17	Kyron Downing	WR	5-10	180	Jr.	Vinita, Okla./Vinita H.S.
3	Danny Duray	K	6-2	191	Fr.	Mount Prospect, Ill./Hersey H.S.
41	Logan Eggart	TE	6-5	227	Fr.	Madison, Ala./James Clemons H.S.
3	Brandon Epton, Jr.	RB	6-0	185	Jr.	Dallas, Texas/Hutchinson CC
62	Caleb Fikejs	LS	5-10	231	Fr.	Plainfield, Ill./Plainfield North H.S.
9	Adrian Fox	QB	6-3	201	Fr.	Jackson, Mo./Jackson H.S.
64	Chris Frye	OL	6-2	294	Jr.	Kansas City, Mo./Lincoln Prep H.S.
73	Trey Gibbs	OL	6-3	284	Jr.	Jenks, Okla./Northeastern Okla. A&M
56	Zack Gieg	OL	6-1	296	G.	Morgan Hill, Calif./Fresno State
94	Ja'Mian Golden	DL	6-3	263	Jr.	Parma, Mo./New Madrid H.S.
68	Carter Guillaume	OL	6-2	282	Fr.	Louisville, Ky./St. Xavier H.S.
70	Ethan Hatton	OL	6-3	295	So.	Memphis, Tenn./Lausanne Collegiate
11	Patrick Heitert	QB	6-0	191	Jr.	St. Louis, Mo./Christian Brothers H.S.
21	Octavius Henderson	DB	6-3	186	Jr.	Nashville, Tenn./Goodpasture School
8	Carter Hensley	QB	6-4	226	So.	Rogers, Ark./Heritage H.S.
39	Adam Heston	P	6-1	218	Sr.	Sewell, N.J./Eastern Michigan
72	Jamarcus Hill	OL	6-5	297	Jr.	Jefferson, Ga./Jefferson H.S.
17	Logan Hite	DB	5-11	210	Fr.	Poplar Bluff, Mo./Poplar Bluff H.S.
63	Zach Hudson	OL	6-4	298	So.	Imperial, Mo./Seckman H.S.
18	Justus Johnson	DB	6-1	177	Jr.	St. Louis, Mo./Murray State
26	Zi'kef Johnson	DB	6-1	187	Sr.	Sumter, S.C./Independence CC
19	Danny Joiner	TE	6-3	243	Jr.	Kansas City, Mo./Army
93	Ashton Jones	DL	6-2	252	Fr.	Louisville, Ky./St. Xavier H.S.
95	Sam Keeper	DL	6-1	270	Sr.	St. Louis, Mo./Cardinal Ritter H.S.
46	Peyton Knight	LS	6-1	215	G.	Indianapolis, Ind./Marian University
15	Logan Leftrick	P	6-1	221	So.	Springfield, Tenn./Springfield H.S.
5	Ty Leonard	CB	6-0	170	G.	Louisville, Ky./Butler H.S.
2	Joedrick Lewis	CB	5-11	190	Sr.	Houston, Texas/Trinity Valley CC
99	Steven Lewis	DL	6-1	291	G.	Pontiac, Ill./Pontiac H.S.
8	Trey Lisle	OLB	6-6	230	Fr.	Fayetteville, Ark./Fayetteville H.S.
28	Jacorey Love	RB	5-10	177	Fr.	Kansas City, Mo./Liberty North H.S.
42	Brandon Mason	OLB	6-5	233	Fr.	St. Louis, Mo./Hazelwood Central H.S.
98	Timothy Maxson	DL	6-2	274	Fr.	New Orleans, La./De La Salle H.S.
75	Tyler McMillan	OL	6-6	315	So.	Detroit, Mich./Northwestern State
12	Greg Menne	QB	6-2	217	So.	Independence, Mo./Fort Osage H.S.
65	Mason Miller	OL	6-1	298	Fr.	Tulahoma, Tenn./Tulahoma H.S.
71	Tyson Miller	OL	6-5	286	Jr.	Lafayette, Ind./Lafayette Jefferson H.S.
50	Jalen Nettles	OL	6-4	322	Jr.	Canton, Miss./UAB
32	Bryce Norman	ILB	6-0	215	Sr.	Jackson, Mo./Jackson H.S.
59	Davarious Nunley	ILB	5-10	202	Fr.	Cape Girardeau, Mo./Central H.S.

29	Temidayo Odugbemi	ILB	6-1	229	So.	Dallas, Ga./Paulding County H.S.
9	Adrian Patterson	DB	6-0	182	Jr.	Wichita, Kan./Coffeyville CC
74	Kaleb Pearley	OL	6-5	304	So.	Metairie, La./Archbishop Rummel H.S.
11	Jared Pedraza	ILB	6-1	237	G.	Franklin, Texas/Northwestern State
0	Cam Pedro	WR	5-11	176	So.	Lawrenceville, Ga./Marshall
49	DC Pippin	K	6-0	195	Sr.	Springfield, Ill./Springfield H.S.
43	Nolan Reed	TE	6-3	236	Jr.	Bonne Terre, Mo./North County H.S.
86	Brennan Remy	WR	6-0	188	Fr.	Cincinnati, Ohio/Lakota West H.S.
7	Khalani Riddick	DB	6-0	195	Sr.	Elk Grove, Calif./Sacramento City Coll.
1	Trel Riley	DB	6-1	172	Jr.	Princeton, Ky./Trinity Valley CC
85	Zyan Royal	WR	5-10	164	Fr.	St. Louis, Mo./Kirkwood H.S.
15	Cole Ruble	RB	5-10	193	So.	Imperial, Mo./Seckman H.S.
78	Yusef Sanogo-Kendrick	OL	6-4	310	Fr.	Henderson, Ky./Henderson County H.S.
33	Mitchell Sellers	WR	6-5	236	Sr.	Paradise, Texas/Southern Mississippi
16	Trent Shelton	WR	6-3	200	Fr.	St. Louis, Mo./Gateway Stem H.S.
69	Cole Sixkiller	OL	6-1	300	Sr.	Jay, Okla./Northeastern Okla. A&M
5	Darrell Smith	RB	5-11	190	G.	Alton, Ill./College of DuPage
44	Jamarion Smith	RB	5-11	195	Fr.	Portageville, Mo./Portageville H.S.
1	Tristan Smith	WR	6-5	205	Jr.	LaGrange, Ga./Hutchinson CC
92	Jaylon Stone	DL	6-2	288	So.	Athens, Ga./Clark Central H.S.
34	Landon Sylvie	DB	5-11	170	Fr.	Shreveport, La./Calvary Baptist
10	Dony'e Taylor	DB	6-1	202	Sr.	Cape Girardeau, Mo./Central H.S.
38	Tony Terry	OLB	6-5	240	Fr.	Jackson, Mo./Kansas
87	Braden Thompson	TE	6-4	246	Jr.	Nebraska City, Neb./Nebraska City H.S.
48	Latrevion Thompson	OLB	6-2	223	Jr.	Kennett, Mo./Kennett H.S.
14	Amare Townsend	DB	6-1	174	So.	Louisville, Ky./DuPont Manual H.S.
77	Rashad Turner	OL	6-5	316	Jr.	St. Louis, Mo./Carnahan H.S.
31	Tyson Underwood	DB	5-10	189	Fr.	Scott City, Mo./Scott City H.S.
16	Jeremy Walton	OLB	6-1	240	Jr.	Gurnee, Ill./Trinity International
13	Mali Walton	ILB	6-0	226	Sr.	St. Louis, Mo./Parkway South H.S.
97	Caleb Webb	DL	5-11	284	Jr.	Memphis, Tenn./Cordova H.S.
4	Johnny Weber	QB	6-4	221	Fr.	Bristol, Wis./Carmel Catholic H.S.
84	Anthony Westervelt	WR	6-2	197	So.	Imperial, Mo./Seckman H.S.
24	JaQori Williams	S	6-0	198	Sr.	Millbrook, Ala./Dodge City CC
27	Aquarius Winston, Jr.	DB	6-1	203	Jr.	Southaven, Miss./Southaven H.S.
80	Jaques Wyatt	WR	6-6	196	So.	Clarksville, Tenn./Clarksville Academy
37	Skyler Young	RB	5-10	202	So.	Osceola, Ark./Osceola H.S.

Head Coach

Tom Matukewicz (11th Year)

Assistant Coaches

Jeromy McDowell (Offensive Coordinator/Quarterbacks); Ricky Coon (Defensive Coordinator/Defensive Line); Luke Berblinger (Tight Ends); Connor Benado (Inside Linebackers/Specialists); Lucas Orchard (Offensive Line); Quin Jones (Outside Linebackers); Desmond Noird (Wide Receivers); Cade Brister (Recruiting Coordinator/Nickelbacks); Todd Drury (Safeties); Morris Lolar (Cornerbacks); Madison Bunch (Running Backs)

Additional Football Staff

Brett Blackman (Director of Operations); Ethan Heifner (Defensive Quality Control); Wes Piersall (Director of Sports Performance); Brett Reynolds (Graduate Assistant Operations); Conner Justus (Graduate Assistant Offense); Dalyn McDonald (Video Coordinator)

Pronunciations

Jehchys Brownjeh-KYE-us	Zi'kef Johnsonzye-KEEF
Nasim Cairona-seem CARE-oh	Greg Mennemany
Andrew Civeysiv-ee	Temidayo Odugbemitem-EE-dye-OH
Kierrie ConleyKEY-air-EE		oh-DO-bem-EE
Chris DaigreDAY-gree	Khlani RiddickKUH-lawn-ee
Paxton DeLaurentduh-lore-ent	Yusef Sanogo-KendrickYOU-seff
Danny Duraydurr-AYE		
Caleb FikejsFIKE-us		
Zack Gieggig		
Carter GuillaumeGILL-um		
Ja'Mian Goldenja-myan		

Squad Breakdown

Total Squad Members103
Seniors (Graduates)16 (6)
Juniors29
Sophomores22
Freshmen30



NEW MEXICO STATE
AUGUST 31

Offense

Left Tackle

- 75** Tyler McMillan // 6-6 // 315 // So. // Detroit, Mich. (Northwestern State)
78 Yusef Sanogo-Kendrick // 6-4 // 310 // Fr. // Henderson, Ky. (Henderson H.S.)

Left Guard

- 77** Rashad Turner // 6-5 // 316 // Jr. // St. Louis, Mo. (Carnahan H.S.)
68 Carter Guillaume // 6-2 // 282 // Fr. // Louisville, Ky. (St. Xavier H.S.)

Center

- 56** Zack Gieg // 6-1 // 296 // Gr. // Morgan Hill, Calif. (Fresno State)
71 Tyson Miller // 6-5 // 286 // Jr. // Lafayette, Ind. (Lafayette-Jefferson H.S.)

Right Guard

- 69** Kobe Sixkiller // 6-1 // 300 // Sr. // Jay, Okla. (Northeastern Oklahoma A&M)
73 Trey Gibbs // 6-3 // 284 // Jr. // Jenks, Okla. (Northeastern Oklahoma A&M)

Right Tackle

- 50** Jalen Nettles // 6-4 // 322 // Jr. // Canton, Miss. (UAB)
72 Jamarcus Hill // 6-5 // 297 // Jr. // Jefferson, Ga. (Jefferson H.S.)

Tight End

- 19** Danny Joiner // 6-3 // 243 // Jr. // Kansas City, Mo. (Army)
87 Braden Thompson // 6-4 // 246 // Jr. // Nebraska City, Neb. (Nebraska City H.S.)

Quarterback

- 10** Paxton DeLaurent // 6-5 // 229 // Sr. // Camdenton, Mo. (Central Methodist)
8 Carter Hensley // 6-4 // 226 // So. // Rogers, Ark. (Heritage H.S.)

Tailback

- 3** Brandon Epton Jr. // 6-0 // 185 // Jr. // Dallas, Texas (SMU)
22 Payton Brown // 6-1 // 216 // Fr. // Festus, Mo. (Hillsboro H.S.)

Wide Receiver

- 6** Dorian Anderson // 6-7 // 200 // Sr. // Oakland, Tenn. (Shorter University)
83 Jack Clinkenbeard // 5-11 // 195 // Jr. // Springfield, Mo. (Glendale H.S.)

Wide Receiver

- 17** Kyron Downing // 5-10 // 180 // Jr. // Vinita, Okla. (Vinita H.S.)
81 Donnie Cheers // 6-2 // 189 // So. // Marion, Ark. (Marion H.S.)

Wide Receiver

- 0** Cam Pedro // 5-11 // 176 // So. // Lawrenceville, Ga. (Marshall)
80 Jacques Wyatt // 6-6 // 196 // So. // Clarksville, Tenn. (Clarksville Academy)

NEW MEXICO STATE GAME TWO-DEEP

Defense

Defensive End

- 55** Nasim Cairo // 6-2 // 260 // Jr. // Edwardsville, Ill. (Edwardsville H.S.)
95 Sam Keeper // 6-1 // 270 // Sr. // St. Louis, Mo. (Cardinal Ritter H.S.)

Nose Tackle

- 99** Steven Lewis // 6-1 // 291 // Gr. // Pontiac, Ill. (Pontiac H.S.)
92 Jaylon Stone // 6-2 // 288 // So. // Athens, Ga. (Clarke Central H.S.)

Defensive Tackle

- 91** Jehchys Brown // 6-2 // 291 // So. // Centralia, Ill. (Centralia H.S.)
97 Caleb Webb // 5-11 // 284 // Jr. // Memphis, Tenn. (Cordova H.S.)

Outside Linebacker (Rush)

- 4** McCoy Casey // 6-2 // 235 // Jr. // Crosby, Texas (Trinity Valley CC)
12 Sam Cook // 6-4 // 230 // Sr. // Neosho, Mo. (Western Illinois)

Linebacker (Mike)

- 32** Bryce Norman // 6-0 // 215 // Sr. // Jackson, Mo. (Jackson H.S.)
25 Slade Dollar // 6-2 // 220 // Jr. // Naples, Fla. (Naples H.S.)

Linebacker (Will)

- 13** Mali Walton // 6-0 // 226 // Sr. // St. Louis, Mo. (Parkway South H.S.)
11 Jared Pedraza // 6-1 // 237 // Gr. // Franklin, Tenn. (Northwestern State)

Outside Linebacker (Star)

- 16** Jeremy Walton // 6-1 // 240 // Jr. // Gurnee, Ill. (Trinity International)
6 Zy'ier Thornton // 6-3 // 255 // Gr. // Los Angeles, Calif. (New Mexico State)

Nickelback

- 2** Joedrick Lewis // 5-11 // 190 // Sr. // Houston, Texas (Trinity Valley CC)
10 Dony'e Taylor // 6-1 // 202 // Sr. // Cape Girardeau, Mo. (Central H.S.)

Left Cornerback

- 9** Adrian Patterson // 6-0 // 182 // Jr. // Wichita, Kan. (Coffeyville CC)
20 Chris Daigre // 5-11 // 175 // Sr. // Baton Rouge, La. (Grambling State)

Free Safety

- 5** Ty Leonard // 6-0 // 170 // Gr. // Louisville, Ky. (Butler H.S.)
14 Amare Townsend // 6-1 // 174 // R-Fr. // Louisville, Ky. (DuPont Manual H.S.)

Strong Safety

- 7** Khalani Riddick // 6-0 // 195 // Sr. // Elk Grove, Calif. (Sacramento City College)
23 DJ Delmore // 5-11 // 186 // So. // Baton Rouge, La. (Woodlawn H.S.)

Right Cornerback

- 18** Justus Johnson // 6-1 // 177 // Jr. // St. Louis, Mo. (Murray State)
34 Landon Sylvie // 5-11 // 170 // Fr. // Shreveport, La. (Calvary Baptist Academy)

Special Teams

Placekicker

- 49** DC Pippin // 6-0 // 195 // Sr. // Springfield, Ill. (Springfield H.S.)
3 Danny Duray // 6-2 // 191 // Fr. // Mount Prospect, Ill. (Hersey H.S.)

Kickoffs

- 49** DC Pippin // 6-0 // 195 // Sr. // Springfield, Ill. (Springfield H.S.)
3 Danny Duray // 6-2 // 191 // Fr. // Mount Prospect, Ill. (Hersey H.S.)

Punter

- 15** Logan Leftrick // 6-1 // 221 // So. // Springfield, Tenn. (Springfield H.S.)
39 Adam Heston // 6-1 // 218 // Sr. // Sewell, N.J. (Eastern Michigan)

Long Snapper/Short Snapper

- 46** Peyton Knight // 6-1 // 215 // Gr. // Indianapolis, Ind. (Marian University)
30 Judd Cunningham // 6-0 // 218 // Jr. // Farmington, Mo. (Farmington H.S.)

Holder

- 39** Adam Heston // 6-1 // 218 // Sr. // Sewell, N.J. (Eastern Michigan)
15 Logan Leftrick // 6-1 // 221 // So. // Springfield, Tenn. (Springfield H.S.)

Punt Returns

- 2** Joedrick Lewis // 5-11 // 190 // Sr. // Houston, Texas (Trinity Valley CC)
7 Khalani Riddick // 6-0 // 195 // Sr. // Elk Grove, Calif. (Sacramento City College)

Kickoff Returns

- 2** Joedrick Lewis // 5-11 // 190 // Sr. // Houston, Texas (Trinity Valley CC)
3 Brandon Epton Jr. // 6-0 // 185 // Jr. // Dallas, Texas (SMU)



HOUCK FIELD

Phase One Complete

- Phase One of the Houck Project officially opened for the start of Southeast Missouri's 2023 football season.
- The Southeast Missouri State University Board of Governors took bold action to begin the first phase of construction for a new Houck Field on Sept. 24, 2021.
- Phase One included demolition of the original south grandstand structure and construction of a new south sideline, construction and replacement of the south sideline and grandstand of Houck Field as well as new seating, turf replacement, concession stands, restrooms, ADA access and associated HVAC, mechanical and other systems work.
- The original structure of Houck Field stood for 91 years before demolition following the 2021 season.
- Ground was broken for Phase One of the project on Sept. 6, 2022 with construction work done by Fager-McGee Commercial Construction.

Future Phases

- Future phases of the Houck Multiuse Complex will include construction of a new central ticketing office and press box with working and premium seating areas.
- The North sideline, where the walls of the limestone quarry will create a one-of-a-kind setting and fan experience that is uniquely Southeast Missouri, will be complete with its own concessions, restrooms and fan amenities.
- The full Houck Project will offer not only improved athletic facilities but also needed academic spaces, spaces for sports medicine and athletic training, football operations and premium seating areas for gameday.



More than a Stadium

- With its prominent location on Broadway Street, Houck Field welcomes everyone who visits SEMO and its historic riverfront district.
- Houck Field is the doorstep to downtown Cape Girardeau and the front porch of the Southeast Missouri campus.
- Once complete, a reimagined Houck Field will be a statement of a stronger, healthier university and be a shining jewel to anchor the downtown area.
- A new Houck Field will bring more visitors to the Southeast Missouri community and kindle new opportunities for local businesses.





NEW MEXICO STATE
AUGUST 31

HEAD COACH TOM MATUKIEWICZ



11th Year
Fort Hays State, 1997



TOM MATUKIEWICZ

Matukewicz File

Hometown: Silver Lake, Kan.

Birthdate: August 5, 1973

Alma Mater: Fort Hays State, 1997

Education: B.S. Physical Education (Fort Hays State); Master's in Administration (Pittsburg State)

Date Hired: December 18, 2013

Family: Wife - Lenna; Daughters - Georgia, Shelby

Brick-by-Brick

Love, Effort, Attitude and Discipline (L.E.A.D.) are the pillars of Tom Matukewicz's process-driven Southeast Missouri football program which is earning its place in the national spotlight. Matukewicz is in his 11th year as the Redhawks head coach. His commitment to excellence and Brick-by-Brick mantra have the Redhawks soaring to new heights.

Championship Culture

Matukewicz guided his teams to two Ohio Valley Conference titles (2019, 2022), three NCAA Football Championship Subdivision Playoff appearances (2018, 2019, 2022) and the school's only FCS Playoff win (2018). All those are program bests.

Nine-Win Seasons

Southeast Missouri finished with nine wins in a season a total of three times under Matukewicz. SEMO went 9-4 in both 2018 and 2019, and 9-3 in 2022.

Brickyard Wins

Tom Matukewicz has a program record eight wins over ranked FCS opponents. Each win over a ranked opponent is deemed a "Brickyard Win." The Brickyard is an area in SEMO's locker room where all victories over ranked FBS or FCS opponents are permanently displayed.

- Southeast Missouri 24, #3 Southeastern La. 23 (Sept. 20, 2014)
- Southeast Missouri 28, #20 Tennessee State 21 (Oct. 4, 2014)
- Southeast Missouri 21, #13 Eastern Illinois 14 (Oct. 1, 2016)
- Southeast Missouri 37, #4 Jacksonville State 14 (Oct. 19, 2018)
- Southeast Missouri 28, #15 Stony Brook 14 (Nov. 24, 2018)
- Southeast Missouri 24, #14 Jacksonville State 21 (Oct. 19, 2019)
- Southeast Missouri 31, #8 UT Martin 14 (Nov. 20, 2021)
- Southeast Missouri 34, #17 Southern Illinois 31 (Sept. 10, 2022)

Career Notables

- 67 All-Big South-OVC Selections (40 First-Team; 27 Second-Team).
- 55 wins, most among SEMO head coaches in the NCAA Division I era.
- 41 Big South-OVC wins, most among SEMO head coaches.
- 32 weeks in FCS Top-25 Polls (Either Stats Perform or AFCA Coaches).
- 26 wins from 2018-2021 are most by any senior class in program history.
- 13 All-Americans.
- 5 consecutive winning conference records (2018-2022), only time in program history that has been done.
- 4 players on current NFL rosters (Ryan Flournoy, Dallas Cowboys; Lawrence Johnson, New Orleans Saints; Mike Ford, Houston Texans; Kristian Wilkerson, Las Vegas Raiders).
- 3 NFL Draft picks (Kendall Donnerson, Drew Forbes, Ryan Flournoy).
- 2-time Roy Kidd OVC Coach of the Year (2018, 2022).
- 2 Big South-OVC Offensive Players of the Year (Marquis Terry, 2018; Geno Hess, 2022).
- 1 Big South-OVC Defensive Payer of the Year (Zach Hall, 2018).
- 1 Buck Buchanan Award-Winner (Zach Hall, 2018), only Buck Buchanan Award recipient in program history.
- 1 OVC Male Athlete of the Year (Geno Hess, 2022-23).
- 1 Athletic Directors Association Defensive Player of the Year (Zach Hall, 2018).
- 2018 team led the FCS in turnover margin (+1.85), turnovers gained (36), interceptions (23), blocked punts allowed (0) and fumbles lost (1).
- On October 19, 2019, SEMO upended then-#14 Jacksonville State on the road becoming the first team to beat JSU in Jacksonville, Alabama in the program's NCAA Division I FCS era. The Redhawks ended JSU's 36-game winning streak in OVC play and 32-game winning streak in home regular-season contests.

Coaching Experience

- 30th year overall, 11th at Southeast Missouri
- 1995-96 - Defensive Line/Special Teams, Fort Hays State
- 1997-98 - Offensive Tackles/Tight Ends, Pittsburg State
- 1999 - Offensive Tackles/Tight Ends, Coffeyville CC
- 2000 - Defensive Line, Emporia State
- 2001-07 - Linebackers/Run Game Coordinator, Southern Illinois
- 2008-09 - Run Game Coordinator, Northern Illinois
- 2010 - Interim Head Coach, Northern Illinois
- 2011 - Linebackers, Northern Illinois
- 2012-13 - Defensive Coordinator, Toledo
- 2014-present - Head Coach, Southeast Missouri

SEMO
FOOTBALL

HEAD COACH TOM MATUKEWICZ**NEW MEXICO STATE**
AUGUST 31**More than Just Football**

Tom Matukewicz's Southeast Missouri football program is highly visible in the community and often engages in random acts of kindness.

Matukewicz simply uses goodwill to teach his players valuable life lessons.

- SEMO teamed up with the Cape Girardeau Police Department to raise money for the Minority Police Academy Scholarship Fund on Oct. 10, 2020. The event raised \$13,000, which helped fund two scholarships.
- In 2015, SEMO partnered with Saint Francis Medical Center to announce a new collaboration, taking the Redhawks' Pink Up efforts to a new level. As part of a Pink Up Jersey Auction, the football team raised over \$75,000 for breast cancer awareness over a four-year period. The Redhawks donned special pink jerseys, each personalized with a name in honor or memory of a survivor or loved one during this special initiative.
- Before its 2016 season- opener at Memphis, SEMO visited St. Jude Children's Research Hospital. Redhawk players, coaches and support staff toured the amazing facility that leads the way the world understands, treats and defeats childhood cancer and other life-threatening diseases. SEMO donated teddy bears and other items along with a check for over \$500 to St. Jude Children's Research Hospital.
- On July 21, 2016, Matukewicz organized a Cops and Hawks flag football game which brought a whole community together in light of shootings in the United States. Redhawk players and local law enforcement officials were teammates in the event which raised \$4,500 for BackStoppers, a non-profit organization that provides needed financial assistance and support to the spouses and dependent children of fallen and injured service members in the line of duty.
- During SEMO's 2014 season- opener against Missouri Baptist, the Redhawk captains took a No. 14 jersey to midfield for the coin toss to honor the memory of Kaden Robert. Robert was a Kelly High School football player who died in an accidental shooting on June, 2014.
- A week later, Michael Douglas, a 16-year old from Kansas, accompanied the Redhawks on the sideline for their game against the Jayhawks on Sept. 6, 2014. Douglas was diagnosed with an interstitial lung disease when he was a year old and has to use an oxygen tank. The teenager initially contacted wide receiver Mike Cyliak for an autograph the summer before the 2014 campaign. Once Matukewicz heard the story, he wrote Douglas a letter and invited him to the game.
- SEMO's football program generously donated to the Nolan Weber Believers 5K & Fun Run/ Walk in nearby Jackson. Weber was a soccer player at Jackson High School who fought brain cancer for almost three years (doubling the life expectancy of what his illness normally came with) before he passed away. The contribution went to the Believing Beyond Nolan Weber Foundation that provides financial and/or spiritual/ emotional support to children and their families battling cancer and other catastrophic illnesses.
- In 2022-23, Matukewicz organized two L.E.A.D Revival professional development workshops that focus on leadership within any type of organization or team. The event affords participants the opportunity to learn the art of leadership and building/maintaining a championship culture.

MATUKEWICZ YEAR-BY-YEAR

Year	School	Assignment	Record	Conf.	Postseason
1995	Fort Hays State	DL/ST	8-2-2	-	-
1996	Fort Hays State	DL/ST	7-3	-	-
1997	Pittsburg State	OT/TE	9-2	-	NCAA Division II Playoffs
1998	Pittsburg State	OT/TE	7-2	-	-
1999	Coffeyville CC	OT/TE	5-5	-	-
2000	Emporia State	DL	6-5	-	-
2001	Southern Illinois	LB/Run Game	1-10	-	-
2002	Southern Illinois	LB/Run Game	4-8	-	-
2003	Southern Illinois	LB/Run Game	10-2	-	FCS Playoffs
2004	Southern Illinois	LB/Run Game	10-2	-	FCS Playoffs
2005	Southern Illinois	LB/Run Game	9-4	-	FCS Playoffs (Quarterfinals)
2006	Southern Illinois	LB/Run Game	9-4	-	FCS Playoffs (Quarterfinals)
2007	Southern Illinois	LB/Run Game	12-2	-	FCS Playoffs (Semifinals)
2008	Northern Illinois	Run Game Coord.	6-7	-	Independence Bowl
2009	Northern Illinois	Run Game Coord.	7-6	-	International Bowl
2010	Northern Illinois	Interim HC	11-3	-	Humanitarian Bowl (credited with the win)
2011	Northern Illinois	Linebackers	11-3	-	GoDaddy.com Bowl
2012	Toledo	Defensive Coord.	9-4	-	Famous Idaho Potato Bowl
2013	Toledo	Defensive Coord.	7-5	-	-
2014	Southeast Missouri	Head Coach	5-7	3-5 (6th)	-
2015	Southeast Missouri	Head Coach	4-7	3-4 (5th)	-
2016	Southeast Missouri	Head Coach	3-8	3-5 (7th)	-
2017	Southeast Missouri	Head Coach	3-8	3-5 (6th)	-
2018	Southeast Missouri	Head Coach	9-4	6-2 (2nd)	FCS Playoffs (Second Round)
2019	Southeast Missouri	Head Coach	9-4	7-1 (1st)	FCS Playoffs (First Round)
2020	Southeast Missouri	Head Coach	4-4	4-3 (4th)	-
2021	Southeast Missouri	Head Coach	4-7	4-2 (2nd)	-
2022	Southeast Missouri	Head Coach	9-3	5-0 (1st)	FCS Playoffs (First Round)
2023	Southeast Missouri	Head Coach	4-7	3-3 (5th)	-
2024	Southeast Missouri	Head Coach	1-0		

Overall Record: 56-59
Record at SEMO: 55-59, 41-30 Big South-OVC (10 years)
Record at NIU: 1-0
Record as
College Assistant: 147-79-2 (19 years)



SOUTHEAST MISSOURI FOOTBALL NOTES



NEW MEXICO STATE
AUGUST 31

ASSISTANT COACHES



Seventh Year
Central Methodist, 2004 **PRESS BOX**
OFFENSIVE COORDINATOR

JEROMY MCDOWELL

- Started first NCAA Division I coaching job at Southeast Missouri on Dec. 12, 2017.
- Was SEMO's starting quarterback from 2001-03.
- McDowell's offense broke SEMO single-season records in total yards (5,618) and yards per game (468.2) during the 2022 campaign.
- In 2021, SEMO led the FCS in red zone offense.
- Returned to SEMO after working four years at NCAA Division II Colorado Mesa.



Third Year
Bethel College, 2005
DEFENSIVE COORDINATOR

RICKY COON

- In his second coaching stint at Southeast Missouri.
- Spent five years as defensive line coach and assistant head coach from 2014-18 before returning to take defensive coordinator position.
- Worked three years as head coach at Dodge City Community College from 2019-21.
- In 2018, his SEMO defense led the nation in takeaways and turnover margin.
- His son, Zane, is an offensive lineman at SEMO.



Sixth Year
Emporia State, 2018
TIGHT ENDS

LUKE BERBLINGER

- Second-longest tenured assistant coach on staff behind offensive coordinator Jeromy McDowell.
- Is in his first season overseeing the tight ends.
- Also coached the running backs and held other roles, including video coordinator, recruiting coordinator and offensive quality control.
- Helped assemble SEMO's 2022 signing class, the largest in program history.
- Played four years as a slotback at Emporia State.



Fourth Year
MidAmerica Nazarene, 2016
INSIDE LB/SPECIALISTS

CONNOR BENADO

- In his third season coaching the inside linebackers and specialists.
- Spent first year at SEMO overseeing defensive quality control and assisting with the outside linebackers.
- Worked two years at Missouri State and was a graduate assistant at William Jewell College
- Won a Heart of America Conference title as a player at MidAmerica Nazarene in 2016.



Third Year
Southeast Missouri, 2019
OFFENSIVE LINE

LUCAS ORCHARD

- Third year as offensive line coach.
- Started two seasons at center for Southeast Missouri in 2017 and 2018.
- Second-Team All-OVC honoree as a senior in 2018.
- Move to the full-time role after spending two years as a graduate assistant and one season as a student assistant coach.
- Started every game of his two-year junior college career at East Central CC.



Second Year
Stephen F. Austin, 2019
OUTSIDE LINEBACKERS

QUIN JONES

- Second year coaching the outside linebackers.
- Worked as a graduate assistant for one season at TCU in 2023, the year the Horned Frogs played in the National Championship game.
- Spent one semester as a graduate assistant at SMU (Fall, 2021) and one at Midwestern State (Spring, 2021).
- Two-year starter at Stephen F. Austin.
- Played two seasons at East Mississippi CC.



Second Year
Florida A&M, 2017
WIDE RECEIVERS

DESMOND NOIRD

- Will coach the wide receivers in 2024 after spending the 2023 season as the Redhawks recruiting coordinator.
- Worked two years at Missouri State as defensive quality control coach, including one under Bobby Petrino.
- Played four seasons at Florida A&M.
- Had a career-best 15 receptions for 157 yards and two touchdowns as a sophomore.



Second Year
Lindenwood, 2022 **PRESS BOX**
RECRUITING/NICKELBACKS

CADE BRISTER

- Initially joined Southeast Missouri's staff as video coordinator before moving to recruiting coordinator and nickelbacks coach.
- Played five years at fellow Big South-OVC member Lindenwood.
- Set 16 single-season records and eight career marks as the Lions' quarterback.
- 2016 Missouri Player of the Year at Fort Zumwalt North High School.



First Year
Evangel University, 2009
SAFETIES

TODD DRURY

- Makes his debut as Southeast Missouri's safeties coach in 2024.
- Spent the 2023 season as defensive coordinator at Western Illinois.
- Head Coach at Missouri S&T from 2019-22.
- Graduated from Evangel University, where he played collegiately and held various coaching roles.

ASSISTANT COACHES



First Year
Friends University, 1992

CORNERBACKS



MORRIS LOLAR

- Makes his debut as Southeast Missouri's cornerbacks coach in 2024.
- Worked with the defensive backfield at Missouri Valley College and was an assistant coach at Dodge City Community College prior to SEMO.
- Has previous head coaching experience at NAIA member Bethel College.
- Two-time First-Team All-American at Friends Univ.
- Later played six years in the CFL.



First Year
Central Arkansas, 2018

RUNNING BACKS



MADISON BUNCH

- Is in his first year coaching Southeast Missouri's running backs.
- Spent the 2023 season as offensive analyst and assistant running backs coach at Rutgers.
- Was SEMO's recruiting coordinator and assistant wide receivers coach in 2022.
- Earned his bachelor's degree at Central Arkansas and master's at Arkansas Tech.
- Also coached at North Alabama and Hendrix.

NEW MEXICO STATE
AUGUST 31



SUPPORT STAFF



First Year
Tennessee Tech, 2016

SPORTS PERFORMANCE



WES PIERSALL

- Begins his first year as Southeast Missouri's Director of Sports Performance.
- Previously held strength & conditioning positions at LSU, UL Monroe and Texas A&M.
- 2016 graduate of Big South-OVC Association member Tennessee Tech.



Sixth Year
Southeast Missouri, 1999

DIRECTOR OF OPERATIONS



BRETT BLACKMAN

- Oversees team budgets, travel plays for away games and supervises equipment staff, while providing support to academic programs and other football areas.
- Worked as an administrator, teacher and head football coach at Charleston High School prior to Southeast Missouri.



PRESS BOX

**GRADUATE ASSISTANT
OFFENSIVE LINE**



CONNER JUSTUS



**GRADUATE ASSISTANT
OPERATIONS**



BRETT REYNOLDS



VIDEO COORDINATOR



DALYN MCDONALD



NEW MEXICO STATE
AUGUST 31

CAREER-HIGHS (OFFENSE)

6 DORIAN ANDERSON

Receptions	5	2x, last vs. North Alabama (8/24/24)
Receiving Yards	71	vs. North Alabama (8/24/24)
Receiving Touchdowns	1	vs. Robert Morris (11/4/23)
Longest Reception	34	at Eastern Kentucky (9/23/23)

36 BRANDON BRIGHAM

Rushing Attempts	-	-
Rushing Yards	-	-
Rushing Touchdowns	-	-
Longest Rush	-	-
Receptions	-	-
Receiving Yards	-	-
Receiving Touchdowns	-	-
Longest Reception	-	-

22 PAYTON BROWN

Rushing Attempts	19	vs. North Alabama (8/24/24)
Rushing Yards	97	vs. North Alabama (8/24/24)
Rushing Touchdowns	3	vs. North Alabama (8/24/24)
Longest Rush	25	vs. North Alabama (8/24/24)
Receptions	2	vs. North Alabama (8/24/24)
Receiving Yards	29	vs. North Alabama (8/24/24)
Receiving Touchdowns	-	-
Longest Reception	16	vs. North Alabama (8/24/24)

82 DEMETRION CANNON

Receptions	-	-
Receiving Yards	-	-
Receiving Touchdowns	-	-
Longest Reception	-	-

81 DONNIE CHEERS

Receptions	-	-
Receiving Yards	-	-
Receiving Touchdowns	-	-
Longest Reception	-	-

45 ANDREW CIVEY

Receptions	-	-
Receiving Yards	-	-
Receiving Touchdowns	-	-
Longest Reception	-	-

83 JACK CLINKENBEARD

Receptions	5	vs. Southern Illinois (9/16/23)
Receiving Yards	64	at Tennessee Tech (10/21/23)
Receiving Touchdowns	1	at Eastern Kentucky (9/23/23)
Longest Reception	56	at Tennessee Tech (10/21/23)

88 KIERRIE CONLEY

Receptions	-	-
Receiving Yards	-	-
Receiving Touchdowns	-	-
Longest Reception	-	-

89 WESLEY CORBITT

Receptions	-	-
Receiving Yards	-	-
Receiving Touchdowns	-	-
Longest Reception	-	-

47 WESLEY DABBS

Receptions	-	-
Receiving Yards	-	-
Receiving Touchdowns	-	-
Longest Reception	-	-

10 PAXTON DELAURENT

Completions	33	at Southern Illinois (9/10/22)
Attempts	49	at Montana (11/26/22)
Passing Yards	375	vs. Eastern Kentucky (10/29/22)
Passing Touchdowns	4	at Southern Illinois (9/10/22)
Longest Pass	89	at Tennessee Tech (10/21/23)
Rushes	15	vs. Central Arkansas (9/24/22)
Rushing Yards	74	at Iowa State (9/3/22)
Rushing Touchdowns	2	at Eastern Kentucky (9/23/23)
Longest Rush	24	vs. Tennessee Tech (10/8/22)

17 KYRON DOWNING

Receptions	3	vs. North Alabama (8/24/24)
Receiving Yards	38	at Northwestern State (10/22/22)
Receiving Touchdowns	-	-
Longest Reception	38	at Northwestern State (10/22/22)

41 LOGAN EGGART

Receptions	-	-
Receiving Yards	-	-
Receiving Touchdowns	-	-
Longest Reception	-	-

3 BRANDON EPTON, JR.

Rushing Attempts	16	vs. North Alabama (8/24/24)
Rushing Yards	48	vs. North Alabama (8/24/24)
Rushing Touchdowns	-	-
Longest Rush	15	vs. North Alabama (8/24/24)
Receptions	6	vs. North Alabama (8/24/24)
Receiving Yards	22	vs. North Alabama (8/24/24)
Receiving Touchdowns	-	-
Longest Reception	11	vs. North Alabama (8/24/24)

9 ADRIAN FOX

Completions	-	-
Attempts	-	-
Passing Yards	-	-
Passing Touchdowns	-	-
Longest Pass	-	-
Rushes	-	-
Rushing Yards	-	-
Rushing Touchdowns	-	-
Longest Rush	-	-

11 PATRICK HEITERT

Completions	14	vs. Robert Morris (11/4/23)
Attempts	33	vs. Robert Morris (11/4/23)
Passing Yards	179	at Tennessee Tech (10/21/23)
Passing Touchdowns	1	3x, last vs. Robert Morris (11/4/23)
Longest Pass	60	at Tennessee Tech (10/21/23)
Rushes	17	at Bryant (11/18/23)
Rushing Yards	46	at Bryant (11/18/23)
Rushing Touchdowns	1	3x, last at Bryant (11/18/23)
Longest Rush	15	at Eastern Illinois (11/12/22)



CAREER-HIGHS (OFFENSE)

8 CARTER HENSLEY

Completions	10	vs. North Alabama (8/24/24)
Attempts	14	vs. North Alabama (8/24/24)
Passing Yards	100	vs. North Alabama (8/24/24)
Passing Touchdowns	-	-
Longest Pass	23	vs. North Alabama (8/24/24)
Rushes	4	vs. North Alabama (8/24/24)
Rushing Yards	26	vs. North Alabama (8/24/24)
Rushing Touchdowns	1	vs. North Alabama (8/24/24)
Longest Rush	47	vs. North Alabama (8/24/24)

19 DANNY JOINER

Receptions	2	3x, last at Bryant (11/18/23)
Receiving Yards	34	at Bryant (11/18/23)
Receiving Touchdowns	-	-
Longest Reception	20	at Bryant (11/18/23)

28 JACOREY LOVE

Rushing Attempts	-	-
Rushing Yards	-	-
Rushing Touchdowns	-	-
Longest Rush	-	-
Receptions	-	-
Receiving Yards	-	-
Receiving Touchdowns	-	-
Longest Reception	-	-

12 GREG MENNE

Completions	3	at UT Martin (11/11/23)
Attempts	5	at UT Martin (11/11/23)
Passing Yards	91	at UT Martin (11/11/23)
Passing Touchdowns	1	at UT Martin (11/11/23)
Longest Pass	75	at UT Martin (11/11/23)
Rushes	1	at UT Martin (11/11/23)
Rushing Yards	4	at UT Martin (11/11/23)
Rushing Touchdowns	-	at UT Martin (11/11/23)
Longest Rush	4	at UT Martin (11/11/23)

0 CAM PEDRO

Receptions	6	vs. North Alabama (8/24/24)
Receiving Yards	38	vs. North Alabama (8/24/24)
Receiving Touchdowns	1	vs. North Alabama (8/24/24)
Longest Reception	9	vs. North Alabama (8/24/24)

49 DC PIPPIN

Field Goals	3	3x, last vs. Southern Illinois (9/16/23)
Field Goals Attempted	3	8x, last at Nicholls (10/28/23)
Long	54	at Northwestern State (10/28/23)
PATs	6	3x, last vs. Lindenwood (9/9/23)

43 NOLAN REED

Receptions	-	-
Receiving Yards	-	-
Receiving Touchdowns	-	-
Longest Reception	-	-

86 BRENNAN REMY

Receptions	-	-
Receiving Yards	-	-
Receiving Touchdowns	-	-
Longest Reception	-	-

85 ZYAN ROYAL

Receptions	-	-
Receiving Yards	-	-
Receiving Touchdowns	-	-
Longest Reception	-	-

15 COLE RUBLE

Rushing Attempts	6	at Bryant (11/18/23)
Rushing Yards	12	at Bryant (11/18/23)
Rushing Touchdowns	-	-
Longest Rush	6	at Bryant (11/18/23)
Receptions	1	at Bryant (11/18/23)
Receiving Yards	5	at Bryant (11/18/23)
Receiving Touchdowns	-	-
Longest Reception	5	at Bryant (11/18/23)

33 MITCHELL SELLERS

Receptions	4	2x, last at Eastern Kentucky (9/23/23)
Receiving Yards	53	at Eastern Kentucky (9/23/23)
Receiving Touchdowns	1	vs. Southern Illinois (9/16/23)
Longest Reception	21	vs. Southern Illinois (9/16/23)

16 TRENT SHELTON

Receptions	-	-
Receiving Yards	-	-
Receiving Touchdowns	-	-
Longest Reception	-	-

5 DARRELL SMITH

Rushing Attempts	11	vs. Lindenwood (9/9/23)
Rushing Yards	74	at Tennessee State (11/5/22)
Rushing Touchdowns	1	at Tennessee State (11/5/22)
Longest Rush	56	at Tennessee State (11/5/22)
Receptions	1	4x, last vs. Southern Illinois (9/16/23)
Receiving Yards	9	at Iowa State (9/3/22)
Receiving Touchdowns	-	-
Longest Reception	9	at Iowa State (9/3/22)

44 JAMARION SMITH

Rushing Attempts	-	-
Rushing Yards	-	-
Rushing Touchdowns	-	-
Longest Rush	-	-
Receptions	-	-
Receiving Yards	-	-
Receiving Touchdowns	-	-
Longest Reception	-	-

1 TRISTAN SMITH

Receptions	-	-
Receiving Yards	-	-
Receiving Touchdowns	-	-
Longest Reception	-	-

SOUTHEAST MISSOURI FOOTBALL NOTES



NEW MEXICO STATE
AUGUST 31

CAREER-HIGHS (OFFENSE)

87 BRADEN THOMPSON

Receptions	-
Receiving Yards	-
Receiving Touchdowns	-
Longest Reception	-

4 JOHNNY WEBER

Completions	-
Attempts	-
Passing Yards	-
Passing Touchdowns	-
Longest Pass	-
Rushes	-
Rushing Yards	-
Rushing Touchdowns	-
Longest Rush	-

84 ANTHONY WESTERVELT

Receptions	-
Receiving Yards	-
Receiving Touchdowns	-
Longest Reception	-

80 JACQUES WYATT

Receptions	-
Receiving Yards	-
Receiving Touchdowns	-
Longest Reception	-

37 SKYLER YOUNG

Rushing Attempts	-
Rushing Yards	-
Rushing Touchdowns	-
Longest Rush	-
Receptions	-
Receiving Yards	-
Receiving Touchdowns	-
Longest Reception	-

CAREER-HIGHS (DEFENSE)

NEW MEXICO STATE
AUGUST 31

35 KHALIK BOOTHE

Total Tackles	-	-
Solo Tackles	-	-
Assisted Tackles	-	-
Tackles for Loss	-	-
TFL Yards	-	-
Sacks	-	-
Sack Yards	-	-
Forced Fumbles	-	-
Fumble Recoveries	-	-
Interceptions	-	-

91 JEHCHYS BROWN

Total Tackles	1	2x, last vs. Robert Morris (11/4/23)
Solo Tackles	-	2x, last vs. Robert Morris (11/4/23)
Assisted Tackles	1	-
Tackles for Loss	-	-
TFL Yards	-	-
Sacks	-	-
Sack Yards	-	-
Forced Fumbles	-	-
Fumble Recoveries	-	-
Interceptions	-	-

55 NASIM CAIRO

Total Tackles	5	vs. Murray State (11/19/22)
Solo Tackles	4	vs. North Alabama (8/24/24)
Unassisted Tackles	3	5x, last at UT Martin (11/11/23)
Tackles for Loss	2.0	2x, last vs. North Alabama (8/24/24)
TFL Yards	17	vs. North Alabama (8/24/24)
Sacks	2.0	vs. North Alabama (8/24/24)
Sack Yards	17	vs. North Alabama (8/24/24)
Forced Fumbles	1	2x, last vs. North Alabama (8/24/24)
Fumble Recoveries	-	-
Interceptions	-	-

53 MICHAEL CARDILLI

Total Tackles	-	-
Solo Tackles	-	-
Assisted Tackles	-	-
Tackles for Loss	-	-
TFL Yards	-	-
Sacks	-	-
Sack Yards	-	-
Forced Fumbles	-	-
Fumble Recoveries	-	-
Interceptions	-	-

12 SAM COOK

Total Tackles	6	vs. Southern Illinois (9/16/23)
Solo Tackles	4	at Central Arkansas (10/7/23)
Assisted Tackles	3	2x, last at UT Martin (11/11/23)
Tackles for Loss	2.0	at Central Arkansas (10/7/23)
TFL Yards	6	2x, last vs. Eastern Illinois (10/14/23)
Sacks	1.0	2x, last vs. Eastern Illinois (10/14/23)
Sack Yards	6	vs. Eastern Illinois (10/14/23)
Forced Fumbles	-	-
Fumble Recoveries	-	-
Interceptions	-	-

90 SERVHANT COUNSELLOR

Total Tackles	-	-
Solo Tackles	-	-
Assisted Tackles	-	-
Tackles for Loss	-	-
TFL Yards	-	-
Sacks	-	-
Sack Yards	-	-
Forced Fumbles	-	-
Fumble Recoveries	-	-
Interceptions	-	-

20 CHRIS DAIGRE

Total Tackles	2	vs. North Alabama (8/24/24)
Solo Tackles	-	-
Assisted Tackles	2	vs. North Alabama (8/24/24)
Tackles for Loss	-	-
TFL Yards	-	-
Sacks	-	-
Sack Yards	-	-
Forced Fumbles	-	-
Fumble Recoveries	-	-
Interceptions	-	-

54 JAYDEN DAVIS

Total Tackles	-	-
Solo Tackles	-	-
Assisted Tackles	-	-
Tackles for Loss	-	-
TFL Yards	-	-
Sacks	-	-
Sack Yards	-	-
Forced Fumbles	-	-
Fumble Recoveries	-	-
Interceptions	-	-

23 DJ DELMORE

Total Tackles	-	-
Solo Tackles	-	-
Assisted Tackles	-	-
Tackles for Loss	-	-
TFL Yards	-	-
Sacks	-	-
Sack Yards	-	-
Forced Fumbles	-	-
Fumble Recoveries	-	-
Interceptions	-	-

25 SLADE DOLLAR

Total Tackles	5	at Tennessee State (11/5/22)
Solo Tackles	2	3x, last vs. Robert Morris (11/4/23)
Assisted Tackles	3	at Tennessee State (11/5/22)
Tackles for Loss	1.5	at Tennessee State (11/5/22)
TFL Yards	7	at Tennessee State (11/5/22)
Sacks	1.0	at Northwestern State (10/22/22)
Sack Yards	2	at Northwestern State (10/22/22)
Forced Fumbles	-	-
Fumble Recoveries	-	-
Interceptions	-	-



NEW MEXICO STATE
AUGUST 31

CAREER-HIGHS (DEFENSE)

51 ROBERT DOVER

Total Tackles	-	-
Solo Tackles	-	-
Assisted Tackles	-	-
Tackles for Loss	-	-
TFL Yards	-	-
Sacks	-	-
Sack Yards	-	-
Forced Fumbles	-	-
Fumble Recoveries	-	-
Interceptions	-	-

94 JA'MIAN GOLDEN

Total Tackles	-	-
Solo Tackles	-	-
Assisted Tackles	-	-
Tackles for Loss	-	-
TFL Yards	-	-
Sacks	-	-
Sack Yards	-	-
Forced Fumbles	-	-
Fumble Recoveries	-	-
Interceptions	-	-

21 OCTAVIUS HENDERSON

Total Tackles	-	-
Solo Tackles	-	-
Assisted Tackles	-	-
Tackles for Loss	-	-
TFL Yards	-	-
Sacks	-	-
Sack Yards	-	-
Forced Fumbles	-	-
Fumble Recoveries	-	-
Interceptions	-	-

39 ADAM HESTON

Punts	8	at Kansas State (9/2/23)
Long	54	at Kansas State (9/2/23)
Average	41.0	at Kansas State (9/2/23)
Inside 20	4	at Kansas State (9/2/23)

17 LOGAN HITE

Total Tackles	-	-
Solo Tackles	-	-
Assisted Tackles	-	-
Tackles for Loss	-	-
TFL Yards	-	-
Sacks	-	-
Sack Yards	-	-
Forced Fumbles	-	-
Fumble Recoveries	-	-
Interceptions	-	-

18 JUSTUS JOHNSON

Total Tackles	2	vs. North Alabama (8/24/24)
Solo Tackles	2	vs. North Alabama (8/24/24)
Assisted Tackles	-	-
Tackles for Loss	-	-
TFL Yards	-	-
Sacks	-	-
Sack Yards	-	-
Forced Fumbles	-	-
Fumble Recoveries	-	-
Interceptions	1	vs. North Alabama (8/24/24)

26 ZI'KEF JOHNSON

Total Tackles	3	2x, last at Tennessee Tech (10/21/23)
Solo Tackles	3	at Kansas State (9/2/23)
Assisted Tackles	1	at Tennessee Tech (10/21/23)
Tackles for Loss	-	-
TFL Yards	-	-
Sacks	-	-
Sack Yards	-	-
Forced Fumbles	-	-
Fumble Recoveries	-	-
Interceptions	-	-

93 ASHTON JONES

Total Tackles	-	-
Solo Tackles	-	-
Assisted Tackles	-	-
Tackles for Loss	-	-
TFL Yards	-	-
Sacks	-	-
Sack Yards	-	-
Forced Fumbles	-	-
Fumble Recoveries	-	-
Interceptions	-	-

95 SAM KEEPER

Total Tackles	6	at UT Martin (11/11/23)
Solo Tackles	3	at Eastern Illinois (10/12/22)
Assisted Tackles	5	at UT Martin (11/11/23)
Tackles for Loss	1.5	vs. Eastern Illinois (10/30/21)
TFL Yards	9	vs. Eastern Illinois (10/30/21)
Sacks	1.0	vs. Eastern Illinois (10/30/21)
Sack Yards	9	vs. Eastern Illinois (10/30/21)
Forced Fumbles	-	-
Fumble Recoveries	-	-
Interceptions	-	-

15 LOGAN LEFTRICK

Punts	8	vs. Southern Illinois (9/16/23)
Long	58	vs. Eastern Illinois (10/14/23)
Average	44.6	at Nicholls (10/28/23)
Inside 20	5	vs. Southern Illinois (9/16/23)

CAREER-HIGHS (DEFENSE)

NEW MEXICO STATE
AUGUST 31

5 TY LEONARD

Total Tackles	9	2x, last vs. Southern Illinois (9/16/23)
Solo Tackles	9	at Austin Peay (10/9/21)
Assisted Tackles	4	2x, last vs. Southern Illinois (9/16/23)
Tackles for Loss	0.5	5x, last vs. Eastern Illinois (10/14/23)
TFL Yards	2	vs. Murray State (10/16/21)
Sacks	-	-
Sack Yards	-	-
Forced Fumbles	-	-
Fumble Recoveries	1	vs. Southern Illinois (9/16/23)
Interceptions	1	3x, last at Montana (11/26/22)

2 JOEDRICK LEWIS

Total Tackles	7	at Kansas State (9/2/23)
Solo Tackles	6	2x, last at Kansas State (9/2/23)
Assisted Tackles	3	at Northwestern State (10/22/22)
Tackles for Loss	1.0	2x, last at UT Martin (11/11/23)
TFL Yards	9	at Kansas State (9/2/23)
Sacks	-	-
Sack Yards	-	-
Forced Fumbles	-	-
Fumble Recoveries	-	-
Interceptions	1	3x, last at UT Martin (11/11/23)

99 STEVEN LEWIS

Total Tackles	7	2x, last vs. Robert Morris (11/4/23)
Solo Tackles	4	at Southern Illinois (9/10/22)
Assisted Tackles	7	vs. Robert Morris (11/4/23)
Tackles for Loss	1.5	vs. Robert Morris (11/4/23)
TFL Yards	4	at UT Martin (4/3/20)
Sacks	2.0	vs. Lindenwood (9/9/23)
Sack Yards	9	vs. Lindenwood (9/9/23)
Forced Fumbles	-	-
Fumble Recoveries	-	-
Interceptions	1	at Nicholls (10/28/23)

8 TREY LISLE

Total Tackles	-	-
Solo Tackles	-	-
Assisted Tackles	-	-
Tackles for Loss	-	-
TFL Yards	-	-
Sacks	-	-
Sack Yards	-	-
Forced Fumbles	-	-
Fumble Recoveries	-	-
Interceptions	-	-

42 BRANDON MASON

Total Tackles	-	-
Solo Tackles	-	-
Assisted Tackles	-	-
Tackles for Loss	-	-
TFL Yards	-	-
Sacks	-	-
Sack Yards	-	-
Forced Fumbles	-	-
Fumble Recoveries	-	-
Interceptions	-	-

98 TIMOTHY MAXSON

Total Tackles	-	-
Solo Tackles	-	-
Assisted Tackles	-	-
Tackles for Loss	-	-
TFL Yards	-	-
Sacks	-	-
Sack Yards	-	-
Forced Fumbles	-	-
Fumble Recoveries	-	-
Interceptions	-	-

32 BRYCE NORMAN

Total Tackles	17	vs. Nicholls (9/17/22)
Solo Tackles	8	3x, last at Eastern Kentucky (9/23/23)
Assisted Tackles	12	vs. Nicholls (9/17/22)
Tackles for Loss	3.5	vs. Robert Morris (11/4/23)
TFL Yards	18	vs. Robert Morris (11/4/23)
Sacks	3.0	vs. Robert Morris (11/4/23)
Sack Yards	17	vs. Robert Morris (11/4/23)
Forced Fumbles	1	5x, last vs. Robert Morris (11/4/23)
Fumble Recoveries	1	2x, last vs. Robert Morris (11/4/23)
Interceptions	1	2x, last vs. vs. Robert Morris (11/4/23)

59 DAVARIOUS NUNLEY

Total Tackles	-	-
Solo Tackles	-	-
Assisted Tackles	-	-
Tackles for Loss	-	-
TFL Yards	-	-
Sacks	-	-
Sack Yards	-	-
Forced Fumbles	-	-
Fumble Recoveries	-	-
Interceptions	-	-

29 TEMIDAYO ODUGBEMI

Total Tackles	-	-
Solo Tackles	-	-
Assisted Tackles	-	-
Tackles for Loss	-	-
TFL Yards	-	-
Sacks	-	-
Sack Yards	-	-
Forced Fumbles	-	-
Fumble Recoveries	-	-
Interceptions	-	-

9 ADRIAN PATTERSON

Total Tackles	4	vs. North Alabama (8/24/24)
Solo Tackles	1	vs. North Alabama (8/24/24)
Assisted Tackles	3	vs. North Alabama (8/24/24)
Tackles for Loss	-	-
TFL Yards	-	-
Sacks	-	-
Sack Yards	-	-
Forced Fumbles	-	-
Fumble Recoveries	-	-
Interceptions	1	vs. North Alabama (8/24/24)



NEW MEXICO STATE
AUGUST 31

CAREER-HIGHS (DEFENSE)

11 JARED PEDRAZA

Total Tackles	8	vs. North Alabama (8/24/24)
Solo Tackles	5	vs. North Alabama (8/24/24)
Assisted Tackles	3	vs. North Alabama (8/24/24)
Tackles for Loss	2.0	vs. North Alabama (8/24/24)
TFL Yards	3	vs. North Alabama (8/24/24)
Sacks	1.0	vs. North Alabama (8/24/24)
Sack Yards	1	vs. North Alabama (8/24/24)
Forced Fumbles	1	vs. North Alabama (8/24/24)
Fumble Recoveries	1	vs. North Alabama (8/24/24)
Interceptions	-	-

7 KHALANI RIDDICK

Total Tackles	8	vs. North Alabama (8/24/24)
Solo Tackles	5	at Central Arkansas (10/7/23)
Assisted Tackles	5	vs. Robert Morris (11/4/23)
Tackles for Loss	1.5	at Tennessee Tech (10/21/23)
TFL Yards	11	at Bryant (11/18/23)
Sacks	1.0	at Bryant (11/18/23)
Sack Yards	11	at Bryant (11/18/23)
Forced Fumbles	-	-
Fumble Recoveries	-	-
Interceptions	1	vs. Robert Morris (11/4/23)

92 JAYLON STONE

Total Tackles	4	at Tennessee Tech (10/21/23)
Solo Tackles	2	vs. North Alabama (8/24/24)
Assisted Tackles	4	at Tennessee Tech (10/21/23)
Tackles for Loss	1.0	2x, last vs. North Alabama (8/24/24)
TFL Yards	2	2x, last vs. North Alabama (8/24/24)
Sacks	-	-
Sack Yards	-	-
Forced Fumbles	-	-
Fumble Recoveries	-	-
Interceptions	-	-

34 LANDON SYLVIE

Total Tackles	-	-
Solo Tackles	-	-
Assisted Tackles	-	-
Tackles for Loss	-	-
TFL Yards	-	-
Sacks	-	-
Sack Yards	-	-
Forced Fumbles	-	-
Fumble Recoveries	-	-
Interceptions	-	-

10 DONY'E TAYLOR

Total Tackles	9	vs. Murray State (10/16/21)
Solo Tackles	4	5x, last at Kansas State (9/2/23)
Assisted Tackles	5	2x, last vs. Murray State (10/16/21)
Tackles for Loss	0.5	at Southern Illinois (9/10/22)
TFL Yards	-	-
Sacks	-	-
Sack Yards	-	-
Forced Fumbles	-	-
Fumble Recoveries	-	-
Interceptions	1	at Austin Peay (10/9/21)

48 LATREVISION THOMPSON

Total Tackles	5	at Lindenwood (10/1/22)
Solo Tackles	3	at Lindenwood (10/1/22)
Assisted Tackles	2	at Lindenwood (10/1/22)
Tackles for Loss	0.5	at Lindenwood (10/1/22)
TFL Yards	1	at Lindenwood (10/1/22)
Sacks	0.5	at Lindenwood (10/1/22)
Sack Yards	1	at Lindenwood (10/1/22)
Forced Fumbles	-	-
Fumble Recoveries	-	-
Interceptions	-	-

6 ZY'IER THORNTON

Total Tackles	-	-
Solo Tackles	-	-
Assisted Tackles	-	-
Tackles for Loss	-	-
TFL Yards	-	-
Sacks	-	-
Sack Yards	-	-
Forced Fumbles	-	-
Fumble Recoveries	-	-
Interceptions	-	-

14 AMARE TOWNSEND

Total Tackles	-	-
Solo Tackles	-	-
Assisted Tackles	-	-
Tackles for Loss	-	-
TFL Yards	-	-
Sacks	-	-
Sack Yards	-	-
Forced Fumbles	-	-
Fumble Recoveries	-	-
Interceptions	-	-

31 TYSON UNDERWOOD

Total Tackles	-	-
Solo Tackles	-	-
Assisted Tackles	-	-
Tackles for Loss	-	-
TFL Yards	-	-
Sacks	-	-
Sack Yards	-	-
Forced Fumbles	-	-
Fumble Recoveries	-	-
Interceptions	-	-

16 JEREMY WALTON

Total Tackles	3	vs. North Alabama (8/24/24)
Solo Tackles	2	vs. North Alabama (8/24/24)
Assisted Tackles	2	2x, last at Eastern Kentucky (9/23/23)
Tackles for Loss	1.0	vs. Eastern Illinois (10/14/23)
TFL Yards	2	vs. Eastern Illinois (10/14/23)
Sacks	1.0	vs. Eastern Illinois (10/14/23)
Sack Yards	2	vs. Eastern Illinois (10/14/23)
Forced Fumbles	-	-
Fumble Recoveries	-	-
Interceptions	-	-

CAREER-HIGHS (DEFENSE)

NEW MEXICO STATE
AUGUST 31**13 MALI WALTON**

Total Tackles	8	at Iowa State (9/3/22)
Solo Tackles	5	2x, last at Eastern Kentucky (9/23/23)
Assisted Tackles	4	vs. Lindenwood (9/9/23)
Tackles for Loss	1.0	at Lindenwood (10/1/22)
TFL Yards	2	at Lindenwood (10/1/22)
Sacks	-	-
Sack Yards	-	-
Forced Fumbles	-	-
Fumble Recoveries	-	-
Interceptions	1	2x, last vs. Lindenwood (9/9/23)

97 CALEB WEBB

Total Tackles	2	vs. Lindenwood (9/9/23)
Solo Tackles	-	-
Assisted Tackles	2	vs. Lindenwood (9/9/23)
Tackles for Loss	0.5	at Bryant (11/18/23)
TFL Yards	2	at Bryant (11/18/23)
Sacks	-	-
Sack Yards	-	-
Forced Fumbles	-	-
Fumble Recoveries	-	-
Interceptions	-	-

24 JAQORI WILLIAMS

Total Tackles	3	at Tennessee State (11/5/22)
Solo Tackles	2	at Bryant (11/18/23)
Assisted Tackles	2	2x, last at Tennessee State (11/5/22)
Tackles for Loss	1.0	at Bryant (11/18/23)
TFL Yards	1	at Bryant (11/18/23)
Sacks	-	-
Sack Yards	-	-
Forced Fumbles	-	-
Fumble Recoveries	-	-
Interceptions	-	-

27 AQUARIUS WINSTON, JR.

Total Tackles	-	-
Solo Tackles	-	-
Assisted Tackles	-	-
Tackles for Loss	-	-
TFL Yards	-	-
Sacks	-	-
Sack Yards	-	-
Forced Fumbles	-	-
Fumble Recoveries	-	-
Interceptions	-	-

SOUTHEAST MISSOURI FOOTBALL NOTES



NEW MEXICO STATE
AUGUST 31

GAME-BY-GAME STATISTICS

	UNA 8/24	NMSU 8/31	UTM 9/7	SIU 9/21	NSU 9/28	EIU 10/5	TTU 10/12	CSU 10/19	GWU 10/26	LIN 11/9	WIU 11/16	TSU 11/23
First Downs	23											
Rushing	10											
Passing	10											
Penalty	3											
Third Downs	15											
Converted	8											
Efficiency	53.3											
Fourth Downs	1											
Converted	1											
Efficiency	100											
Total Net Yards	372											
Plays	76											
Avg Per Play	4.9											
Net Yards Rushing	176											
Attempts	45											
Avg. Per Rush	3.9											
Net Yards Passing	196											
Attempts	31											
Completions	24											
Completion Pct.	77.4											
Yds. Per Attempt	6.3											
Touchdowns	1											
Interceptions	0											
Sacked	2											
Yards Lost	25											
Touchdowns	5											
Rushing	4											
Passing	1											
Returns	0											
Penalties	8											
Yards Lost	81											
Fumbles	1											
Fumbles Lost	1											
Punts	4											
Total Yards	162											
Gross Avg.	40.5											
Net Avg.	36.0											
Inside 20	1											
Touchbacks	0											
FGs Attempted	1											
FGs Made	1											
PATs Made-Att.	3-5											
Kicking M-A	2-2											
2-pt. Rushing M-A	1-2											
2-pt. Passing M-A	0-1											
Kickoffs-Yds-TB	7-454-3											
Safeties	0											
Points Scored	37											
Time of Possession	36:39											
Net TO Ratio	+3											

SOUTHEAST MISSOURI FOOTBALL NOTES

OPPONENT GAME-BY-GAME STATISTICS

NEW MEXICO STATE
AUGUST 31



	UNA 8/24	NMSU 8/31	UTM 9/7	SIU 9/21	NSU 9/28	EIU 10/5	TTU 10/12	CSU 10/19	GWU 10/26	LIN 11/9	WIU 11/16	TSU 11/23
First Downs	16											
Rushing	8											
Passing	6											
Penalty	2											
Third Downs	12											
Converted	4											
Efficiency	33.3											
Fourth Downs	3											
Converted	1											
Efficiency	33.3											
Total Net Yards	320											
Plays	59											
Avg Per Play	5.4											
Net Yards Rushing	216											
Attempts	35											
Avg. Per Rush	6.2											
Net Yards Passing	104											
Attempts	24											
Completions	12											
Completion Pct.	50.0											
Yds. Per Attempt	4.3											
Touchdowns	0											
Interceptions	2											
Sacked	3											
Yards Lost	18											
Touchdowns	2											
Rushing	2											
Passing	0											
Returns	0											
Penalties	6											
Yards Lost	34											
Fumbles	3											
Fumbles Lost	2											
Punts	3											
Total Yards	92											
Gross Avg.	30.7											
Net Avg.	30.7											
Inside 20	1											
Touchbacks	0											
FGs Attempted	0											
FGs Made	0											
PATs Made-Att.	2-2											
Kicking M-A	1-1											
2-pt. Rushing M-A	0-0											
2-pt. Passing M-A	1-1											
Kickoffs-Yds-TB	3-194-2											
Safeties	0											
Points Scored	15											
Time of Possession	23:21											
Net TO Ratio	-3											

SOUTHEAST MISSOURI FOOTBALL NOTES



NEW MEXICO STATE
AUGUST 31

GAME-BY-GAME LEADERS

Date	Opponent	Scoring	Rushing Yards	Receptions	Receiving Yards	Tackles
Aug. 24	North Alabama	Brown - 18 pts.	Brown - 97	Pedro, Epton, Jr. - 6	Anderson - 71	Riddick - 8
Aug. 31	at New Mexico State					
Sept. 7	UT Martin					
Sept. 21	at Southern Illinois					
Sept. 28	Northwestern State					
Oct. 5	at Eastern Illinois					
Oct. 12	Tennessee Tech					
Oct. 19	at Charleston Southern					
Oct. 26	Gardner-Webb					
Nov. 9	at Lindenwood					
Nov. 16	Western Illinois					
Nov. 23	at Tennessee State					

GAME-BY-GAME SCORING

Date	Opponent	Southeast Missouri								Opponents								Point Differential
		1	2	1H	3	4	2H	OT	TOT	1	2	1H	3	4	2H	OT	TOT	
Aug. 24	North Alabama	7	6	13	8	16	24	-	37	8	7	15	0	0	0	-	15	+22
Aug. 31	at New Mexico State																	
Sept. 7	UT Martin																	
Sept. 21	at Southern Illinois																	
Sept. 28	Northwestern State																	
Oct. 5	at Eastern Illinois																	
Oct. 12	Tennessee Tech																	
Oct. 19	at Charleston Southern																	
Oct. 26	Gardner-Webb																	
Nov. 9	at Lindenwood																	
Nov. 16	Western Illinois																	
Nov. 23	at Tennessee State																	
	Totals	7	6	13	8	16	24	-	37	8	7	15	0	0	0	-	15	+22

SOUTHEAST MISSOURI RED ZONE STATISTICS

Date	Opponent	Drives In Red Zone	Scores	Scoring %	TDs	Total Pts.	Made FGs	Missed FGs	TO	Downs	Avg. Points
Aug. 24	North Alabama	5	4	80.0	3	26	0	0	1	0	6.5
Aug. 31	at New Mexico State										
Sept. 7	UT Martin										
Sept. 21	at Southern Illinois										
Sept. 28	Northwestern State										
Oct. 5	at Eastern Illinois										
Oct. 12	Tennessee Tech										
Oct. 19	at Charleston Southern										
Oct. 26	Gardner-Webb										
Nov. 9	at Lindenwood										
Nov. 16	Western Illinois										
Nov. 23	at Tennessee State										
	Totals	5	4	80.0	3	26	0	0	1	0	6.5

SOUTHEAST MISSOURI FOOTBALL NOTES

OPPONENT RED ZONE STATISTICS

NEW MEXICO STATE
AUGUST 31



Date	Opponent	Drives In Red Zone	Scores	Scoring %	TDs	Total Pts.	Made FGs	Missed FGs	TO	Downs	Avg. Points
Aug. 24	North Alabama	3	2	66.7	2	15	0	0	0	1	7.5
Aug. 31	at New Mexico State										
Sept. 7	UT Martin										
Sept. 21	at Southern Illinois										
Sept. 28	Northwestern State										
Oct. 5	at Eastern Illinois										
Oct. 12	Tennessee Tech										
Oct. 19	at Charleston Southern										
Oct. 26	Gardner-Webb										
Nov. 9	at Lindenwood										
Nov. 16	Western Illinois										
Nov. 23	at Tennessee State										
	Totals	3	2	66.7	2	15	0	0	0	1	7.5

GAME-BY-GAME COMPARISON (SEMO/OPPONENT)

Date	Opponent	Score	First Downs				Rushing		Passing		Total Offense		Return	
			Total	Rush	Pass	Pen	No.-Yds		Comp-Att-Int	Yds	Plays-Yds		Yds	TOs
Aug. 24	North Alabama	37-15	23/16	10/8	10/6	3/2	45-176/35-200		24-31-0/12-24-2	196/104	76-372/59-304		68/94	1/4
Aug. 31	at New Mexico State													
Sept. 7	UT Martin													
Sept. 21	at Southern Illinois													
Sept. 28	Northwestern State													
Oct. 5	at Eastern Illinois													
Oct. 12	Tennessee Tech													
Oct. 19	at Charleston Southern													
Oct. 26	Gardner-Webb													
Nov. 9	at Lindenwood													
Nov. 16	Western Illinois													
Nov. 23	at Tennessee State													

Date	Opponent	3rd Down		4th Down		Time of		TOP		Avg Yds		Avg Yds		Avg Yds		Punting		Penalties	
		Conv		Conv		Possession	Margin	Per Rush		Per Pass		Per Play		No.-Avg		No.-Avg		No.-Yds	
Aug. 24	North Alabama	8-15/4-12		1-1/1-3		36:39/23:21	13:18	3.9/5.7		6.3/4.3		4.9/5.2		4-40.5/3-30.7		8-81.0/6-34.0			
Aug. 31	at New Mexico State																		
Sept. 7	UT Martin																		
Sept. 21	at Southern Illinois																		
Sept. 28	Northwestern State																		
Oct. 5	at Eastern Illinois																		
Oct. 12	Tennessee Tech																		
Oct. 19	at Charleston Southern																		
Oct. 26	Gardner-Webb																		
Nov. 9	at Lindenwood																		
Nov. 16	Western Illinois																		
Nov. 23	at Tennessee State																		

SOUTHEAST MISSOURI FOOTBALL NOTES



NEW MEXICO STATE
AUGUST 31

GAME-BY-GAME TACKLES

Player	UNA 8/24	NMSU 8/31	UTM 9/7	SIU 9/21	NSU 9/28	EIU 10/5	TTU 10/12	CSU 10/19	GWU 10/26	LIN 11/9	WIU 11/16	TSU 11/23
Nasim Cairo	4											
McCoy Casey	1											
Sam Cook	3											
Chris Daigre	2											
Carter Guillaume	1											
Sam Keeper	1											
Justus Johnson	2											
Ty Leonard	1											
Steven Lewis	1											
Bryce Norman	7											
Adrian Patterson	4											
Jared Pedraza	7											
Khalani Riddick	8											
Jaylon Stone	3											
Landon Sylvie	2											
Dony'e Taylor	4											
Latrevious Thompson	2											
Jeremy Walton	3											
Mali Walton	3											
JaQori Williams	1											

Sacks	No.	Yds
Nasim Cairo	2.0	17
Jared Pedraza	1.0	1

Tackles for Loss	No.	Yds
Nasim Cairo	2.0	17
Jared Pedraza	2.0	3
Jaylon Stone	1.0	2
Total	5.0	22

Forced Fumbles	No.	Yds
Jared Pedraza	1	
Nasim Cairo	1	
Total	2	

Fumble Recoveries	No.	Yds
Jared Pedraza	1	5
McCoy Casey	1	0
Total	2	5

Pass Breakups	No.	Yds
Chris Daigre	2	
Ty Leonard	1	
Nasim Cairo	1	
Total	4	

Interceptions	No.	Yds
Adrian Patterson	1	13
Justus Johnson	1	3
Total	2	16

GAME-BY-GAME STARTERS

NEW MEXICO STATE
AUGUST 31

Offense

Date	Opponent	WR	WR	TE	LT	LG	C	RG	RT	QB	RB	WR
Aug. 24	North Alabama	Pedro	Downing	Joiner	McMillan	Guillaume	Gieg	Sixkiller	Nettles	DeLaurent	Epton, Jr.	Anderson
Aug. 31	at New Mexico State											
Sept. 7	UT Martin											
Sept. 21	at Southern Illinois											
Sept. 28	Northwestern State											
Oct. 5	at Eastern Illinois											
Oct. 12	Tennessee Tech											
Oct. 19	at Charleston Southern											
Oct. 26	Gardner-Webb											
Nov. 9	at Lindenwood											
Nov. 16	Western Illinois											
Nov. 23	at Tennessee State											

Defense

Date	Opponent	DE/NB	NT	DT	OLB	ILB	ILB	OLB	CB	FS	SS	CB
Aug. 24	North Alabama	D. Taylor, NB	S. Lewis	Cairo	J. Walton	Norman	M. Walton	Casey	Johnson	Leonard	Riddick	Patterson
Aug. 31	at New Mexico State											
Sept. 7	UT Martin											
Sept. 21	at Southern Illinois											
Sept. 28	Northwestern State											
Oct. 5	at Eastern Illinois											
Oct. 12	Tennessee Tech											
Oct. 19	at Charleston Southern											
Oct. 26	Gardner-Webb											
Nov. 9	at Lindenwood											
Nov. 16	Western Illinois											
Nov. 23	at Tennessee State											

Specialists

Date	Opponent	K	P
Aug. 24	North Alabama	Pippin	Leftrick
Aug. 31	at New Mexico State		
Sept. 7	UT Martin		
Sept. 21	at Southern Illinois		
Sept. 28	Northwestern State		
Oct. 5	at Eastern Illinois		
Oct. 12	Tennessee Tech		
Oct. 19	at Charleston Southern		
Oct. 26	Gardner-Webb		
Nov. 9	at Lindenwood		
Nov. 16	Western Illinois		
Nov. 23	at Tennessee State		

2024 Participation Chart

0	Cam Pedro	1/1
3	Brandon Epton, Jr.	1/1
4	McCoy Casey	1/1
5	Ty Leonard	1/1
5	Darrell Smith	1/0
6	Dorian Anderson	1/1
7	Khalani Riddick	1/1
8	Carter Hensley	1/0
9	Adrian Patterson	1/1
10	Dony'e Taylor	1/1
11	Jared Pedraza	1/0
12	Sam Cook	1/0
13	Mali Walton	1/1
15	Logan Leftrick	1/1
15	Cole Ruble	1/0
16	Jeremy Walton	1/1
17	Kyron Downing	1/1
18	Justus Johnson	1/1
19	Danny Joiner	1/1
20	Chris Daigre	1/0
21	Octavius Henderson	1/0
22	Payton Brown	1/0
23	DJ Delmore	1/0
24	JaQori Williams	1/0
25	Slade Dollar	1/0
30	Judd Cunningham	1/0
32	Bryce Norman	1/1
33	Mitchell Sellers	1/0
34	Landon Sylvie	1/0
39	Adam Heston	1/0
43	Nolan Reed	1/0
45	Andrew Civey	1/0
46	Peyton Knight	1/0
48	Latrevion Thompson	1/0
49	DC Pippin	1/1
50	Jalen Nettles	1/1
55	Nasim Cairo	1/1
56	Zack Gieg	1/1
63	Zach Hudson	1/0
68	Carter Guillaume	1/1
69	Kobe Sixkiller	1/1
73	Trey Gibbs	1/0
75	Tyler McMillan	1/1
77	Rashad Turner	1/0
83	Jack Clinkenbeard	1/0
84	Anthony Westervelt	1/0
87	Braden Thompson	1/0
91	Jehchys Brown	1/0
92	Jaylon Stone	1/0
95	Sam Keeper	1/0
99	Steven Lewis	1/1



NEW MEXICO STATE
AUGUST 31

SOUTHEAST MISSOURI STATISTICS

SEMO Rushes of 10 or More Yards

Date	Opponent	QTR	Rusher	Yards
08-24-24	North Alabama	3	Brandon Epton, Jr.	11
08-24-24	North Alabama	3	Payton Brown	25
08-24-24	North Alabama	4	Carter Hensley	47
08-24-24	North Alabama	4	Brandon Epton, Jr.	15

SEMO Completions of 20 or More Yards

Date	Opponent	QTR	Passer/Receiver	Yards
08-24-24	North Alabama	2	Hensley/Anderson	23

OPPONENT STATISTICS**NEW MEXICO STATE**
AUGUST 31**Opponent Rushes of 10 or More Yards**

Date	Opponent	QTR	Rusher	Yards
08-24-24	North Alabama	1	Jayvian Allen	62
08-24-24	North Alabama	2	Logan Collier	10
08-24-24	North Alabama	2	Ari Patu	11
08-24-24	North Alabama	3	Ari Patu	25
08-24-24	North Alabama	4	Jalen Fletcher	15

Opponent Completions of 20 or More Yards

Date	Opponent	QTR	Passer/Receiver	Yards
08-24-24	North Alabama	2	Patu/Cooper	21

SOUTHEAST MISSOURI FOOTBALL NOTES



NEW MEXICO STATE
AUGUST 31

SOUTHEAST MISSOURI SCORING DRIVES

Aug. 24 North Alabama

Scoring Play	Qtr	Clock	Plays	Yards	Consumed
Pedro 4 yd pass from DeLaurent	1	9:29	12	57	4:28
Brown 1 yd rush	2	0:18	10	46	3:53
Brown 25 yd rush	3	0:15	9	73	4:26
Brown 1 yd rush	4	7:13	7	78	4:04
Hensley 1 yd rush	4	7:13	3	19	1:21
Pippin 41-yard field goal	4	2:43	4	7	2:19

Aug. 31 at New Mexico State

Scoring Play	Qtr	Clock	Plays	Yards	Consumed
-					

Sept. 7 UT Martin

Scoring Play	Qtr	Clock	Plays	Yards	Consumed
-					

Sept. 21 at Southern Illinois

Scoring Play	Qtr	Clock	Plays	Yards	Consumed
-					

Sept. 28 North Western State

Scoring Play	Qtr	Clock	Plays	Yards	Consumed
-					

Oct. 5 at Eastern Illinois

Scoring Play	Qtr	Clock	Plays	Yards	Consumed
-					

Oct. 12 Tennessee Tech

Scoring Play	Qtr	Clock	Plays	Yards	Consumed
-					

Oct. 19 at Charleston Southern

Scoring Play	Qtr	Clock	Plays	Yards	Consumed
-					

Oct. 26 Gardner-Webb

Scoring Play	Qtr	Clock	Plays	Yards	Consumed
-					

Nov. 9 at Lindenwood

Scoring Play	Qtr	Clock	Plays	Yards	Consumed
-					

Nov. 16 Western Illinois

Scoring Play	Qtr	Clock	Plays	Yards	Consumed
-					

Nov. 23 at Tennessee State

Scoring Play	Qtr	Clock	Plays	Yards	Consumed
-					

**OPPONENT SCORING DRIVES****Aug. 24 North Alabama**

Scoring Play	Qtr	Clock	Plays	Yards	Consumed
Allen 3 yd rush	1	1:22	7	85	3:47
Patu 11 yd rush	2	4:11	5	61	1:49

Aug. 31 at New Mexico State

Scoring Play	Qtr	Clock	Plays	Yards	Consumed
-					

Sept. 7 UT Martin

Scoring Play	Qtr	Clock	Plays	Yards	Consumed
-					

Sept. 21 at Southern Illinois

Scoring Play	Qtr	Clock	Plays	Yards	Consumed
-					

Sept. 28 North Western State

Scoring Play	Qtr	Clock	Plays	Yards	Consumed
-					

Oct. 5 at Eastern Illinois

Scoring Play	Qtr	Clock	Plays	Yards	Consumed
-					

Oct. 12 Tennessee Tech

Scoring Play	Qtr	Clock	Plays	Yards	Consumed
-					

Oct. 19 at Charleston Southern

Scoring Play	Qtr	Clock	Plays	Yards	Consumed
-					

Oct. 26 Gardner-Webb

Scoring Play	Qtr	Clock	Plays	Yards	Consumed
-					

Nov. 9 at Lindenwood

Scoring Play	Qtr	Clock	Plays	Yards	Consumed
-					

Nov. 16 Western Illinois

Scoring Play	Qtr	Clock	Plays	Yards	Consumed
-					

Nov. 23 at Tennessee State

Scoring Play	Qtr	Clock	Plays	Yards	Consumed
-					

SOUTHEAST MISSOURI FOOTBALL NOTES



NEW MEXICO STATE
AUGUST 31

PERFORMANCE LISTS

100-Yard Rushing Games (Since 1969)

Date	Player	Yards	Opponent
Nov. 8, 1969	Al Holmes	254	vs. Truman State
Oct. 3, 1970	Richard Attig	111	vs. Evansville
Oct. 10, 1970	Eddie Moss	144	vs. Missouri State
Oct. 24, 1970	Richard Attig	145	at Bradley
Oct. 31, 1970	Al Holmes	101	vs. Lincoln
Nov. 7, 1970	Richard Attig	109	at Northwest Missouri
Nov. 14, 1970	Richard Attig	143	at Missouri S&T
Oct. 9, 1971	Art Miller	157	at Missouri State
Nov. 13, 1971	Eddie Moss	157	vs. Missouri S&T
Sept. 16, 1972	Richard Attig	175	at Missouri Southern
Oct. 7, 1972	Richard Attig	157	vs. Missouri State
Oct. 28, 1972	John Gabrisch	124	vs. Lincoln
Oct. 28, 1972	Richard Attig	137	vs. Lincoln
Sept. 29, 1973	John Gabrisch	102	at Evansville
Oct. 6, 1973	Richard Attig	100	at Missouri State
Nov. 10, 1973	Richard Attig	120	vs. Missouri S&T
Oct. 19, 1974	Anthony Wallace	127	vs. Missouri State
Oct. 26, 1974	Bobby Everage	177	at Missouri Western
Nov. 2, 1974	Anthony Wallace	128	at Northwest Missouri
Oct. 25, 1975	Jack Gokin	188	vs. Missouri Western
Oct. 2, 1976	Jack Gokin	107	vs. Arkansas Tech
Oct. 9, 1976	Jack Gokin	119	vs. Central Missouri
Sept. 24, 1977	Jack Gokin	130	at Evansville
Oct. 8, 1977	Jack Gokin	145	at Central Missouri
Oct. 15, 1977	Jack Gokin	117	vs. Northwest Missouri
Oct. 15, 1977	Bill White	144	vs. Northwest Missouri
Sept. 30, 1978	Doug Beard	125	vs. Arkansas Tech
Nov. 11, 1978	Bill White	106	at Northwest Missouri
Nov. 11, 1978	Mike Wieser	186	at Northwest Missouri
Oct. 27, 1979	Ernest Edwards	190	at Lincoln
Nov. 10, 1979	Ernest Edwards	142	vs. Northwest Missouri
Sept. 20, 1980	Keith Hubbard	112	vs. Evansville
Sept. 20, 1980	Marlon Lee	116	vs. Evansville
Oct. 4, 1980	Ernest Edwards	138	vs. Missouri State
Oct. 25, 1980	Ernest Edwards	146	vs. Lincoln
Oct. 9, 1982	Jim Prestwood	100	at Truman State
Oct. 23, 1982	Ed Wachter	126	vs. Lincoln
Oct. 30, 1982	Jim Prestwood	105	at Northwest Missouri
Oct. 8, 1983	Audwin Hudson	108	vs. Truman State
Oct. 22, 1983	Marvin Johnson	131	at Lincoln
Sept. 8, 1984	Brian Brumley	111	vs. Central Arkansas
Sept. 14, 1985	Anthony Jackson	104	at Central Arkansas
Oct. 12, 1985	Anthony Jackson	135	vs. Abilene Christian
Nov. 9, 1985	Anthony Jackson	117	at Lincoln
Nov. 9, 1985	Brian Lattimore	163	at Lincoln
Sept. 20, 1986	Anthony Jackson	191	at UT Martin
Oct. 18, 1986	Anthony Jackson	147	at Missouri S&T
Nov. 15, 1986	Anthony Jackson	182	vs. Lincoln
Sept. 5, 1987	Trent Lane	155	vs. Troy

Sept. 26, 1987	Brian Lattimore	132	at Delta State
Oct. 3, 1987	Percy Johnson	101	vs. Northwest Missouri
Nov. 7, 1987	Trent Lane	110	vs. Missouri S&T
Sept. 3, 1988	Trent Lane	131	at Troy
Oct. 22, 1988	Brian Lattimore	101	vs. Missouri S&T
Oct. 29, 1988	Brian Lattimore	104	at Grand Valley State
Nov. 5, 1988	Brian Lattimore	151	at Northwest Missouri
Sept. 9, 1989	Brian Lattimore	115	vs. Missouri Southern
Sept. 23, 1989	Brian Lattimore	241	at Northwest Missouri
Oct. 28, 1989	Brian Lattimore	110	vs. Missouri Western
Nov. 4, 1989	Brian Lattimore	133	at Central Missouri
Sept. 1, 1990	Steve Jones	101	vs. Southwest Baptist
Sept. 8, 1990	Steve Jones	103	at Missouri Southern
Oct. 6, 1990	Percy Johnson	131	vs. Missouri S&T
Sept. 3, 1992	Kelvin Anderson	222	vs. Murray State
Sept. 12, 1992	Kelvin Anderson	127	at Southern Illinois
Sept. 26, 1992	Kelvin Anderson	161	vs. Austin Peay
Oct. 3, 1992	Kelvin Anderson	124	at Eastern Kentucky
Oct. 10, 1992	Kelvin Anderson	125	at Tennessee Tech
Oct. 31, 1992	Kelvin Anderson	207	vs. UT Martin
Nov. 14, 1992	Kelvin Anderson	180	vs. Illinois State
Oct. 2, 1993	Kelvin Anderson	101	vs. Morehead State
Oct. 30, 1993	Kelvin Anderson	196	at Austin Peay
Nov. 6, 1993	Shane Kennedy	109	vs. Eastern Kentucky
Nov. 13, 1993	Kelvin Anderson	187	vs. Kentucky State
Nov. 20, 1993	Kelvin Anderson	126	vs. Tennessee State
Sept. 24, 1994	Kelvin Anderson	112	vs. UT Martin
Oct. 1, 1994	Kelvin Anderson	131	at Morehead State
Oct. 15, 1994	Kelvin Anderson	132	at Southern Illinois
Sept. 23, 1995	Dione Tyler	149	at Austin Peay
Oct. 7, 1995	Dione Tyler	100	vs. Tennessee Tech
Oct. 28, 1995	Dione Tyler	144	at UT Martin
Nov. 4, 1995	Stanley Parker	130	vs. Morehead State
Nov. 18, 1995	Dione Tyler	169	vs. Tennessee State
Oct. 12, 1996	Britt Mirgaux	102	at Tennessee Tech
Nov. 2, 1996	Britt Mirgaux	103	vs. UT Martin
Aug. 30, 1997	Riki Smith	112	vs. Lambuth
Nov. 1, 1997	Aaron Layne	127	at Austin Peay
Nov. 22, 1997	Corey Williams	136	vs. Tennessee State
Oct. 31, 1998	Corey Williams	185	vs. Middle Tennessee
Sept. 18, 1999	Mike Gross	104	at Murray State
Nov. 6, 1999	Broderick Benson	125	vs. Eastern Illinois
Nov. 13, 1999	Rashad West	135	vs. Tennessee State
Sept. 1, 2001	Curtis Cooper	129	at Eastern Michigan
Sept. 15, 2001	Curtis Cooper	194	vs. Missouri State
Sept. 29, 2001	Curtis Cooper	146	at Tennessee State
Oct. 6, 2001	Curtis Cooper	216	vs. UT Martin
Nov. 11, 2001	Curtis Cooper	129	vs. Quincy
Aug. 29, 2002	Corey Kinsey	180	vs. Arkansas-Monticello
Sept. 7, 2002	Corey Kinsey	132	at Southern Illinois
Sept. 14, 2002	Keiki Misipeka	126	at Eastern Michigan
Sept. 21, 2002	Corey Kinsey	108	at Missouri State

PERFORMANCE LISTS

NEW MEXICO STATE
AUGUST 31

Sept. 28, 2002	Keiki Misipeka	144	at Middle Tennessee	Nov. 17, 2012	Levi Terrell	215	at Murray State
Oct. 26, 2002	Keiki Misipeka	100	at Murray State	Oct. 5, 2013	Lewis Washington	101	at Tennessee State
Oct. 26, 2002	Corey Kinsey	103	at Murray State	Oct. 19, 2013	DeMichael Jackson	126	at Eastern Illinois
Nov. 9, 2002	Corey Kinsey	102	at Eastern Kentucky	Nov. 2, 2013	DeMichael Jackson	112	vs. Urbana
Nov. 16, 2002	Corey Kinsey	101	vs. Samford	Nov. 9, 2013	DeMichael Jackson	104	vs. Tennessee Tech
Sept. 20, 2003	David Taufouu	107	vs. UT Martin	Nov. 16, 2013	DeMichael Jackson	140	at Austin Peay
Nov. 8, 2003	Jamel Oliver	186	vs. Tennessee State	Oct. 4, 2014	Lennies McFerren	115	vs. Tennessee State
Oct. 30, 2004	David Taufouu	127	vs. UT Martin	Oct. 11, 2014	DeMichael Jackson	104	at Murray State
Oct. 22, 2005	Timmy Holloman	155	at Eastern Kentucky	Oct. 25, 2014	Kyle Snyder	116	at Eastern Kentucky
Nov. 21, 2005	Timmy Holloman	181	vs. Murray State	Nov. 8, 2014	DeMichael Jackson	172	at Tennessee Tech
Sept. 9, 2006	John Radney	116	vs. Missouri S&T	Nov. 15, 2014	DeMichael Jackson	122	vs. Austin Peay
Sept. 9, 2006	Timmy Holloman	149	vs. Missouri S&T	Sept. 12, 2015	DeMichael Jackson	186	vs. Southern Illinois
Oct. 28, 2006	Timmy Holloman	212	at Murray State	Sept. 19, 2015	Tremane McCullough	114	at Indiana State
Aug. 30, 2007	Victor Anderson	118	at Cincinnati	Sept. 26, 2015	Tremane McCullough	166	vs. Shorter
Sept. 8, 2007	Timmy Holloman	203	vs. Southwest Baptist	Oct. 3, 2015	Tremane McCullough	220	vs. Murray State
Sept. 15, 2007	Timmy Holloman	141	vs. Indiana State	Oct. 31, 2015	Tremane McCullough	138	vs. Tennessee Tech
Sept. 22, 2007	Timmy Holloman	170	at Samford	Nov. 7, 2015	Tremane McCullough	150	at Austin Peay
Sept. 29, 2007	Timmy Holloman	133	vs. Eastern Illinois	Nov. 21, 2015	Tremane McCullough	101	vs. UT Martin
Oct. 25, 2007	Mike Jones	131	vs. Murray State	Sept. 3, 2016	Will Young	114	at Memphis
Nov. 17, 2007	Elton Peterson	120	vs. Jacksonville State	Sept. 10, 2016	Will Young	100	at Southern Illinois
Sept. 27, 2008	Henry Harris	110	at Indiana State	Oct. 22, 2016	Will Young	102	at Tennessee Tech
Nov. 1, 2008	Timmy Holloman	107	vs. Eastern Kentucky	Oct. 29, 2016	Will Young	154	vs. Austin Peay
Sept. 26, 2009	Mike Jones	101	at UT Martin	Sept. 9, 2017	Marquis Terry	111	at Dayton
Nov. 14, 2009	Mike Jones	113	vs. Murray State	Sept. 30, 2017	Marquis Terry	184	vs. Eastern Kentucky
Sept. 11, 2010	Henry Harris	113	at Murray State	Oct. 14, 2017	Cameron Sanders	102	vs. Tennessee Tech
Sept. 11, 2010	Matt Scheible	134	at Murray State	Nov. 4, 2017	Marquis Terry	154	vs. UT Martin
Sept. 18, 2010	Henry Harris	142	at Southern Illinois	Nov. 11, 2017	Marquis Terry	116	at Tennessee State
Sept. 25, 2010	Henry Harris	196	vs. Tennessee Tech	Sept. 8, 2018	Marquis Terry	202	vs. Dayton
Oct. 2, 2010	Henry Harris	179	at Eastern Illinois	Sept. 15, 2018	Marquis Terry	311	at Southern Illinois
Oct. 9, 2010	Matt Scheible	128	vs. Tennessee State	Oct. 20, 2018	Marquis Terry	101	vs. Jacksonville State
Oct. 9, 2010	Henry Harris	188	vs. Tennessee State	Oct. 27, 2018	Marquis Terry	123	at UT Martin
Oct. 16, 2010	Matt Scheible	116	at Austin Peay	Nov. 3, 2018	Marquis Terry	107	vs. Tennessee State
Oct. 16, 2010	Henry Harris	152	at Austin Peay	Nov. 10, 2018	Marquis Terry	120	at Murray State
Oct. 23, 2010	Henry Harris	109	vs. Eastern Kentucky	Oct. 5, 2019	Zion Custis	117	vs. Tennessee Tech
Nov. 6, 2010	Henry Harris	293	vs. Southwest Baptist	Nov. 2, 2019	Geno Hess	156	at Tennessee State
Nov. 13, 2010	Henry Harris	134	at Jacksonville State	Oct. 30, 2020	Geno Hess	128	at Southern Illinois
Dec. 4, 2010	Henry Harris	108	at Eastern Washington	Oct. 30, 2020	Andrew Bunch	115	at Southern Illinois
Sept. 24, 2011	Levi Terrell	154	at Tennessee Tech	Mar. 14, 2021	Geno Hess	115	vs. Austin Peay
Oct. 1, 2011	Levi Terrell	106	vs. Eastern Illinois	Sept. 2, 2021	Geno Hess	104	vs. Southern Illinois
Oct. 1, 2011	Matt Scheible	161	vs. Eastern Illinois	Sept. 25, 2021	Geno Hess	205	vs. Tennessee State
Nov. 5, 2011	Matt Scheible	112	vs. Central Methodist	Oct. 9, 2021	Geno Hess	116	at Austin Peay
Nov. 12, 2011	Matt Scheible	209	vs. Jacksonville State	Oct. 16, 2021	Geno Hess	176	vs. Murray State
Sept. 8, 2012	Levi Terrell	128	vs. Mars Hill College	Oct. 23, 2021	Geno Hess	137	at UT Martin
Sept. 22, 2012	Levi Terrell	171	vs. Tennessee Tech	Oct. 30, 2021	Geno Hess	107	vs. Eastern Illinois
Sept. 29, 2012	Levi Terrell	146	at Jacksonville State	Nov. 13, 2021	Geno Hess	111	at Murray State
Oct. 13, 2012	Scott Lathrop	145	vs. Tennessee State	Nov. 20, 2021	Shamenski Rucker	110	vs. UT Martin
Oct. 13, 2012	Levi Terrell	110	vs. Tennessee State	Sept. 24, 2022	Geno Hess	123	vs. Central Arkansas
Oct. 20, 2012	Levi Terrell	144	vs. UT Martin	Oct. 1, 2022	Geno Hess	276	at Lindenwood
Oct. 27, 2012	Levi Terrell	137	at Austin Peay	Oct. 22, 2022	Geno Hess	207	at Northwestern State
Oct. 27, 2012	Scott Lathrop	179	at Austin Peay	Nov. 5, 2022	Geno Hess	136	at Tennessee State
Nov. 10, 2012	Scott Lathrop	102	at Eastern Illinois	Nov. 12, 2022	Geno Hess	198	at Eastern Illinois
Nov. 17, 2012	Scott Lathrop	119	at Murray State	Nov. 19, 2022	Geno Hess	317	vs. Murray State

SOUTHEAST MISSOURI FOOTBALL NOTES



NEW MEXICO STATE
AUGUST 31

PERFORMANCE LISTS

Nov. 26, 2022	Geno Hess	122	at Montana
Sept. 9, 2023	Geno Hess	115	vs. Lindenwood
Oct. 7, 2023	Geno Hess	122	at Central Arkansas
Oct. 14, 2023	Geno Hess	129	vs. Eastern Illinois
Oct. 28, 2023	Geno Hess	128	at Nicholls
Nov. 4, 2023	Geno Hess	150	vs. Robert Morris
Nov. 18, 2023	Geno Hess	179	at Bryant

100-Yard Receiving Games (Since 1969)

Date	Player	Yards	Opponent
Oct. 4, 1969	Art Miller	211	at Evansville
Oct. 24, 1970	Art Miller	134	at Bradley
Nov. 11, 1972	David Newberry	106	at Missouri S&T
Nov. 18, 1972	David Newberry	116	vs. Central Missouri
Sept. 15, 1973	Ed Slaughter	125	vs. Missouri Southern
Sept. 29, 1973	Ed Slaughter	173	at Evansville
Oct. 13, 1973	Ed Slaughter	138	vs. Truman State
Nov. 9, 1974	Carl Gross	144	vs. Central Missouri
Oct. 25, 1975	Terry Slattery	104	vs. Missouri Western
Nov. 19, 1977	Michael Tindall	118	at Lincoln
Oct. 4, 1980	Doug Beard	152	vs. Missouri State
Nov. 8, 1980	Doug Beard	136	at Missouri S&T
Sept. 24, 1983	Marvin Johnson	111	at Delta State
Oct. 8, 1983	David Stewart	109	vs. Truman State
Sept. 8, 1984	David Jackson	112	vs. Central Arkansas
Sept. 15, 1984	Gregg Parker	105	at Murray State
Oct. 27, 1984	David Jackson	117	at Northwest Missouri
Nov. 10, 1984	David Jackson	165	vs. Lincoln
Oct. 26, 1985	David Jackson	181	vs. Northwest Missouri
Nov. 16, 1985	Ralph Jefferson	103	vs. Truman State
Nov. 16, 1985	Rick Aeilts	107	vs. Truman State
Sept. 19, 1987	Lorenzo Gathers	112	vs. UT Martin
Oct. 24, 1987	Lorenzo Gathers	131	at Southwest Baptist
Sept. 10, 1988	Lorenzo Gathers	130	vs. Murray State
Oct. 8, 1988	Rick Aeilts	102	at Truman State
Oct. 22, 1988	Lorenzo Gathers	162	vs. Missouri S&T
Nov. 12, 1988	Rick Aeilts	119	vs. Southwest Baptist
Sept. 16, 1989	Farron Harley	103	vs. Mississippi College
Sept. 30, 1989	Farron Harley	139	vs. Pittsburg State
Oct. 21, 1989	Darrell Philon	157	at Truman State
Nov. 4, 1989	Darrell Philon	108	at Central Missouri
Nov. 11, 1989	Farron Harley	178	vs. Lincoln
Sept. 29, 1990	Ches Salyer	119	at Pittsburg State
Oct. 13, 1990	Darrell Philon	142	at Washburn
Oct. 27, 1990	Ches Salyer	116	at Missouri Western
Nov. 3, 1990	Ches Salyer	139	vs. Central Missouri
Aug. 31, 1991	Darrell Philon	160	vs. Southern Illinois
Sept. 28, 1991	Darrell Philon	109	at Austin Peay
Oct. 12, 1991	Aaron Layton	101	vs. Tennessee Tech
Oct. 19, 1991	Darrell Philon	119	vs. Tennessee State
Oct. 24, 1992	Aaron Layton	158	vs. Middle Tennessee

Nov. 7, 1992	Aaron Layton	144	at Morehead State
Nov. 14, 1992	Aaron Layton	153	vs. Illinois State
Nov. 21, 1992	Glenn Krupa	117	at Tennessee State
Oct. 7, 1995	Renaldo Lampkins	116	vs. Tennessee Tech
Nov. 15, 1997	Mitch Fryer	125	vs. Southern Illinois
Oct. 30, 1999	John Borne	118	at UT Martin
Nov. 13, 1999	John Borne	106	vs. Tennessee State
Sept. 9, 2000	Leslie Weaver	153	at Southern Illinois
Nov. 18, 2000	Leslie Weaver	126	at Tennessee State
Sept. 1, 2001	Willie Ponder	120	at Eastern Michigan
Sept. 8, 2001	Willie Ponder	121	at Southern Illinois
Sept. 8, 2001	Adrian Sanders	190	at Southern Illinois
Sept. 15, 2001	Willie Ponder	170	vs. Missouri State
Sept. 22, 2001	Willie Ponder	175	at Illinois State
Sept. 29, 2001	Willie Ponder	108	at Tennessee State
Oct. 20, 2001	Willie Ponder	110	vs. Murray State
Nov. 10, 2001	Adrian Sanders	103	vs. Quincy
Nov. 10, 2001	Willie Ponder	106	vs. Quincy
Aug. 29, 2002	Willie Ponder	103	vs. Arkansas-Monticello
Sept. 7, 2002	Willie Ponder	101	at Southern Illinois
Sept. 14, 2002	Chris NesSmith	114	at Eastern Michigan
Sept. 14, 2002	Willie Ponder	121	at Eastern Michigan
Sept. 21, 2002	Willie Ponder	137	at Missouri State
Oct. 5, 2002	Tarik Simpson	103	vs. Tennessee State
Oct. 5, 2002	Willie Ponder	121	vs. Tennessee State
Oct. 12, 2002	Willie Ponder	104	at UT Martin
Oct. 12, 2002	Tarik Simpson	118	at UT Martin
Oct. 19, 2002	Willie Ponder	153	vs. Eastern Illinois
Nov. 9, 2002	Willie Ponder	185	at Eastern Kentucky
Nov. 16, 2002	Tarik Simpson	115	vs. Samford
Nov. 16, 2002	Willie Ponder	195	vs. Samford
Sept. 20, 2003	Jamel Oliver	110	vs. Missouri State
Sept. 27, 2003	Anthony Gilliam	104	at Samford
Oct. 4, 2003	Ray Goodson	108	vs. Eastern Illinois
Oct. 18, 2003	Brandon Amick	111	at Eastern Kentucky
Nov. 22, 2003	Brandon Amick	156	vs. Jacksonville State
Sept. 11, 2004	Brian Matthews	115	at Bowling Green
Sept. 18, 2004	Ray Goodson	104	at Central Michigan
Oct. 2, 2004	T.J. Milcic	145	at Eastern Illinois
Sept. 29, 2005	Samora Goodson	127	at Samford
Nov. 5, 2005	T.J. Milcic	117	at UT Martin
Nov. 19, 2005	T.J. Milcic	114	at Tennessee Tech
Nov. 3, 2007	Miles Edwards	131	vs. Austin Peay
Aug. 28, 2008	Miles Edwards	204	vs. Southwest Baptist
Oct. 4, 2008	Walter Peoples	110	at Jacksonville State
Nov. 1, 2008	Walter Peoples	154	vs. Eastern Kentucky
Nov. 14, 2009	Chantae Ahamefule	150	vs. Murray State
Sept. 11, 2010	Miles Edwards	100	at Murray State
Sept. 24, 2011	D.J. Foster	115	at Tennessee Tech
Oct. 15, 2011	Spencer Davis	116	at Eastern Kentucky
Sept. 22, 2012	D.J. Foster	101	vs. Tennessee Tech
Sept. 21, 2013	Paul McRoberts	133	vs. Southern Illinois

PERFORMANCE LISTS

NEW MEXICO STATE
AUGUST 31

Oct. 12, 2013	D.J. Foster	109	vs. Murray State
Nov. 2, 2013	Peter Lloyd	109	vs. Urbana
Sept. 6, 2014	Paul McRoberts	173	at Kansas
Sept. 27, 2014	Peter Lloyd	179	at UT Martin
Oct. 25, 2014	Peter Lloyd	104	at Eastern Kentucky
Nov. 15, 2014	Paul McRoberts	117	vs. Austin Peay
Nov. 15, 2014	Spencer Davis	102	vs. Austin Peay
Nov. 22, 2014	Paul McRoberts	135	vs. Jacksonville State
Sept. 19, 2015	Paul McRoberts	100	at Indiana State
Oct. 3, 2015	Paul McRoberts	169	vs. Murray State
Oct. 10, 2015	Paul McRoberts	132	at Eastern Illinois
Nov. 14, 2015	Tremane McCullough	104	at Jacksonville State
Nov. 21, 2015	Paul McRoberts	127	vs. UT Martin
Sept. 10, 2016	Adrian Davis	103	at Southern Illinois
Oct. 8, 2016	Tremane McCullough	103	at Eastern Kentucky
Oct. 22, 2016	Kristian Wilkerson	116	at Tennessee Tech
Nov. 12, 2016	Kristian Wilkerson	131	at UT Martin
Sept. 9, 2017	Trevon Billington	135	at Dayton
Sept. 23, 2017	Kristian Wilkerson	134	at Eastern Illinois
Oct. 14, 2017	Kristian Wilkerson	109	vs. Tennessee Tech
Sept. 8, 2018	Zack Smith	122	vs. Dayton
Oct. 6, 2018	Jerrick Orr	121	at Tennessee Tech
Oct. 6, 2018	Colby Cornett	115	at Tennessee Tech
Oct. 13, 2018	Jerrick Orr	163	vs. Austin Peay
Oct. 27, 2018	Kristian Wilkerson	263	at UT Martin
Nov. 3, 2018	Kristian Wilkerson	129	vs. Tennessee State
Aug. 29, 2019	Kristian Wilkerson	146	vs. Southern Illinois
Oct. 5, 2019	Kristian Wilkerson	124	vs. Tennessee Tech
Oct. 12, 2019	Kristian Wilkerson	122	at Austin Peay
Oct. 19, 2019	Kristian Wilkerson	129	at Jacksonville State
Oct. 26, 2019	Aaron Alston	101	vs. UT Martin
Nov. 2, 2019	Kristian Wilkerson	111	at Tennessee State
Nov. 9, 2019	Kristian Wilkerson	254	Eastern Kentucky
Feb. 28, 2021	Johnny King	115	at Eastern Illinois
Mar. 28, 2021	Zack Smith	173	vs. Tennessee Tech
Sept. 10, 2022	Ryan Flournoy	145	at Southern Illinois
Sept. 10, 2022	Johnny King	125	at Southern Illinois
Oct. 1, 2022	Johnny King	126	at Lindenwood
Oct. 8, 2022	Ryan Flournoy	101	vs. Tennessee Tech
Oct. 29, 2022	Ryan Flournoy	256	vs. Eastern Kentucky
Nov. 26, 2022	Ryan Flournoy	161	at Montana
Sept. 9, 2023	Damorie Vick	101	vs. Lindenwood
Sept. 23, 2023	Damorie Vick	135	at Eastern Kentucky
Oct. 21, 2023	Ryan Flournoy	203	at Tennessee Tech
Nov. 11, 2023	Ryan Flournoy	112	at UT Martin

250-Yard Passing Games (Since 1973)

Date	Player	Yards	Opponent
Oct. 13, 1973	Lance Brune	301	vs. Truman State
Nov. 17, 1973	Lance Brune	271	at Central Missouri
Sept. 1, 1979	Joe Young	253	vs. Murray State
Oct. 4, 1980	Joe Young	323	vs. Missouri State
Oct. 16, 1982	Jim Prestwood	282	vs. Northern Iowa
Sept. 24, 1983	Jim Prestwood	287	at Delta State
Oct. 26, 1985	Jeff Brown	333	vs. Northwest Missouri
Nov. 16, 1985	Jeff Brown	372	vs. Truman State
Aug. 30, 1986	Jeff Brown	307	at Mississippi College
Sept. 27, 1986	Jeff Brown	296	vs. Delta State
Sept. 26, 1987	Jeff Brown	273	at Delta State
Oct. 24, 1987	Jeff Brown	304	at Southwest Baptist
Oct. 8, 1988	Jim Eustice	266	at Truman State
Nov. 12, 1988	Jim Eustice	277	vs. Southwest Baptist
Sept. 30, 1989	Jim Eustice	273	vs. Pittsburg State
Oct. 21, 1989	Jim Eustice	339	at Truman State
Oct. 28, 1989	Jim Eustice	275	vs. Missouri Western
Nov. 11, 1989	Jim Eustice	268	vs. Lincoln
Sept. 1, 1990	Jason Liley	266	vs. Southwest Baptist
Sept. 22, 1990	Jason Liley	316	vs. Northwest Missouri
Sept. 29, 1990	Jason Liley	349	at Pittsburg State
Oct. 13, 1990	Jason Liley	307	at Washburn
Oct. 27, 1990	Jason Liley	359	at Missouri Western
Nov. 3, 1990	Jason Liley	261	vs. Central Missouri
Aug. 31, 1991	Jason Liley	256	vs. Southern Illinois
Sept. 28, 1991	Jason Liley	275	at Austin Peay
Oct. 12, 1991	Eric Cohoon	283	vs. Tennessee Tech
Oct. 19, 1991	Eric Cohoon	250	vs. Tennessee State
Sept. 12, 1992	Jason Liley	270	at Southern Illinois
Sept. 26, 1992	Jason Liley	256	vs. Austin Peay
Oct. 24, 1992	Jason Liley	288	vs. Middle Tennessee
Nov. 14, 1992	Jason Liley	317	vs. Illinois State
Oct. 7, 1995	Shane Kennedy	314	vs. Tennessee Tech
Oct. 30, 1999	Rashad West	260	at UT Martin
Sept. 8, 2001	Jeromy McDowell	391	at Southern Illinois
Sept. 15, 2001	Jeromy McDowell	322	vs. Missouri State
Oct. 20, 2001	Jeromy McDowell	303	vs. Murray State
Sept. 14, 2002	Jack Tomco	298	at Eastern Michigan
Sept. 21, 2002	Jack Tomco	297	at Missouri State
Oct. 5, 2002	Jack Tomco	300	vs. Tennessee State
Oct. 12, 2002	Jack Tomco	429	at UT Martin
Oct. 19, 2002	Jack Tomco	260	vs. Eastern Illinois
Nov. 9, 2002	Jack Tomco	283	at Eastern Kentucky
Nov. 16, 2002	Jack Tomco	358	vs. Samford
Sept. 27, 2003	Jack Tomco	291	at Samford
Oct. 18, 2003	Jack Tomco	352	at Eastern Kentucky
Nov. 15, 2003	Jack Tomco	353	at Tennessee Tech
Nov. 22, 2003	Andrew Goodenough	407	vs. Jacksonville State
Sept. 11, 2004	Andrew Goodenough	269	at Bowling Green



NEW MEXICO STATE
AUGUST 31

PERFORMANCE LISTS

Sept. 18, 2004	Andrew Goodenough	304	at Central Michigan
Sept. 25, 2004	Andrew Goodenough	327	vs. Samford
Oct. 2, 2004	Andrew Goodenough	321	at Eastern Illinois
Oct. 16, 2004	Andrew Goodenough	339	vs. Eastern Kentucky
Oct. 23, 2004	Andrew Goodenough	263	at Murray State
Nov. 6, 2004	Andrew Goodenough	292	at Tennessee State
Nov. 13, 2004	Andrew Goodenough	250	vs. Tennessee Tech
Sept. 10, 2005	Mike Haley	275	at Kent State
Nov. 19, 2005	Mike Haley	285	at Tennessee Tech
Oct. 27, 2007	Houston Lillard	252	at UT Martin
Nov. 3, 2007	Houston Lillard	265	vs. Austin Peay
Aug. 28, 2008	Houston Lillard	387	vs. Southwest Baptist
Sept. 20, 2008	Houston Lillard	331	vs. Missouri State
Sept. 6, 2014	Kyle Snyder	269	at Kansas
Sept. 27, 2014	Kyle Snyder	269	at UT Martin
Nov. 15, 2014	Kyle Snyder	334	vs. Austin Peay
Sept. 24, 2016	Jesse Hosket	257	at Murray State
Oct. 8, 2016	Jesse Hosket	291	at Eastern Kentucky
Sept. 9, 2017	Jesse Hosket	251	at Dayton
Oct. 21, 2017	Jesse Hosket	348	at Austin Peay
Sept. 8, 2018	Daniel Santacaterina	269	vs. Dayton
Oct. 6, 2018	Daniel Santacaterina	395	at Tennessee Tech
Oct. 13, 2018	Daniel Santacaterina	344	vs. Austin Peay
Oct. 27, 2018	Daniel Santacaterina	386	at UT Martin
Nov. 3, 2018	Daniel Santacaterina	306	vs. Tennessee State
Sept. 21, 2019	Daniel Santacaterina	279	vs. West Virginia State
Nov. 2, 2019	Daniel Santacaterina	291	at Tennessee State
Nov. 9, 2019	Daniel Santacaterina	295	vs. Eastern Kentucky
Feb. 28, 2021	Andrew Bunch	302	at Eastern Illinois
Mar. 28, 2021	Andrew Bunch	259	vs. Tennessee Tech
Sept. 10, 2022	Paxton DeLaurent	332	at Southern Illinois
Sept. 17, 2022	Paxton DeLaurent	309	vs. Nicholls
Sept. 24, 2022	Paxton DeLaurent	252	vs. Central Arkansas
Oct. 1, 2022	Paxton DeLaurent	312	at Lindenwood
Oct. 8, 2022	Paxton DeLaurent	266	vs. Tennessee Tech
Oct. 29, 2022	Paxton DeLaurent	375	vs. Eastern Kentucky
Nov. 26, 2022	Paxton DeLaurent	277	at Montana
Sept. 9, 2023	Paxton DeLaurent	267	vs. Lindenwood
Sept. 16, 2023	Paxton DeLaurent	251	vs. Southern Illinois
Sept. 23, 2023	Paxton DeLaurent	358	at Eastern Kentucky
Oct. 7, 2023	Paxton DeLaurent	262	at Central Arkansas
Oct. 14, 2023	Paxton DeLaurent	257	vs. Eastern Illinois

Top 20 Single-Game Rushing Yards

Date	Player	Yards	Opponent
Nov. 19, 2022	Geno Hess	317	vs. Murray State
Sept. 15, 2018	Marquis Terry	311	at Southern Illinois
Nov. 6, 2010	Henry Harris	293	vs. Southwest Baptist
Oct. 1, 2022	Geno Hess	276	at Lindenwood
Nov. 8, 1969	Al Holmes	254	vs. Truman State
Sept. 23, 1989	Brian Lattimore	241	at Northwest Missouri
Sept. 3, 1992	Kelvin Anderson	222	vs. Murray State
Oct. 3, 2015	Tremane McCullough	220	vs. Murray State
Oct. 6, 2001	Curtis Cooper	216	vs. UT Martin
Oct. 28, 2006	Timmy Holloman	212	at Murray State
Nov. 12, 2011	Matt Scheible	209	vs. Jacksonville State
Oct. 22, 2022	Geno Hess	207	at Northwestern State
Oct. 31, 2002	Kelvin Anderson	207	vs. UT Martin
Sept. 25, 2021	Geno Hess	205	vs. Tennessee State
Sept. 8, 2007	Timmy Holloman	203	vs. Southwest Baptist
Sept. 8, 2018	Marquis Terry	202	vs. Dayton
Nov. 12, 2022	Geno Hess	198	at Eastern Illinois
Sept. 25, 2010	Henry Harris	196	vs. Tennessee Tech
Oct. 30, 1993	Kelvin Anderson	196	at Austin Peay
Sept. 15, 2001	Curtis Cooper	194	vs. Missouri State

Top 20 Single-Game Receiving Yards

Date	Player	Yards	Opponent
Oct. 27, 2018	Kristian Wilkerson	263	at UT Martin
Oct. 29, 2022	Ryan Flournoy	256	vs. Eastern Kentucky
Nov. 9, 2019	Kristian Wilkerson	254	vs. Eastern Kentucky
Oct. 4, 1969	Art Miller	211	at Evansville
Aug. 28, 2008	Miles Edwards	204	vs. Southwest Baptist
Oct. 21, 2023	Ryan Flournoy	203	at Tennessee Tech
Nov. 16, 2002	Willie Ponder	195	vs. Samford
Sept. 8, 2001	Adrian Sanders	190	at Southern Illinois
Nov. 9, 2002	Willie Ponder	185	at Eastern Kentucky
Oct. 26, 1985	David Jackson	181	vs. Northwest Missouri
Sept. 27, 2014	Peter Lloyd	179	at UT Martin
Nov. 11, 1989	Farron Harley	178	vs. Lincoln
Sept. 22, 2001	Willie Ponder	175	at Illinois State
Mar. 28, 2021	Zack Smith	173	vs. Tennessee Tech
Sept. 6, 2014	Paul McRoberts	173	at Kansas
Sept. 29, 1973	Ed Slaughter	173	at Evansville
Sept. 15, 2001	Willie Ponder	170	vs. Missouri State
Oct. 3, 2015	Paul McRoberts	169	vs. Murray State
Nov. 10, 1984	David Jackson	165	vs. Lincoln
Oct. 13, 2018	Jerrick Orr	163	vs. Austin Peay

PERFORMANCE LISTS

NEW MEXICO STATE
AUGUST 31

Top 20 Single-Game Passing Yards

Date	Player	Yards	Opponent
Oct. 12, 2002	Jack Tomco	429	at UT Martin
Nov. 22, 2003	Andrew Goodenough	407	vs. Jacksonville State
Oct. 6, 2018	Daniel Santacaterina	395	at Tennessee Tech
Sept. 8, 2001	Jeromy McDowell	391	at Southern Illinois
Aug. 28, 2008	Houston Lillard	387	vs. Southwest Baptist
Oct. 27, 2018	Daniel Santacaterina	386	at UT Martin
Oct. 29, 2022	Paxton DeLaurent	375	vs. Eastern Kentucky
Nov. 16, 1985	Jeff Brown	372	vs. Truman State
Oct. 27, 1990	Jason Liley	359	at Missouri Western
Sept. 23, 2023	Paxton DeLaurent	358	at Eastern Kentucky
Nov. 16, 2002	Jack Tomco	358	vs. Samford
Nov. 15, 2003	Jack Tomco	353	at Tennessee Tech
Oct. 18, 2003	Jack Tomco	352	at Eastern Kentucky
Sept. 29, 1990	Jason Liley	349	at Pittsburg State
Oct. 21, 2017	Jesse Hosket	348	at Austin Peay
Oct. 13, 2018	Daniel Santacaterina	344	vs. Austin Peay
Oct. 16, 2004	Andrew Goodenough	339	vs. Eastern Kentucky
Oct. 21, 1989	Jim Eustice	339	at Truman State
Nov. 15, 2014	Kyle Snyder	334	vs. Austin Peay
Oct. 26, 1985	Jeff Brown	333	vs. Northwest Missouri

Longest Rushing Plays

Date	Player	Yards	Opponent
Oct. 5, 2013	Lewis Washington	99 (TD)	at Tennessee State
Sept. 3, 1992	Kelvin Anderson	96 (TD)	vs. Murray State
Sept. 8, 2018	Marquis Terry	95 (TD)	vs. Dayton
Oct. 1, 2022	Geno Hess	84 (TD)	at Lindenwood
Nov. 8, 2003	Jamel Oliver	82 (TD)	vs. Tennessee State
Oct. 31, 2015	Tremane McCullough	81 (TD)	vs. Tennessee Tech
Sept. 19, 2015	Tay Bender	80 (TD)	at Indiana State
Oct. 25, 2003	Chaun Tate	80 (TD)	vs. Murray State
Sept. 28, 2002	Keiki Misipeka	78 (TD)	at Middle Tennessee
Sept. 30, 2017	Cameron Sanders	77 (TD)	vs. Eastern Kentucky
Oct. 28, 2006	Timmy Holloman	76 (TD)	at Murray State
Sept. 18, 2021	Q'Nairies Anderson	75 (TD)	at Missouri
Nov. 6, 1999	Broderick Benson	75 (TD)	vs. Eastern Illinois
Sept. 15, 2018	Marquis Terry	74 (TD)	at Southern Illinois
Nov. 19, 2022	Geno Hess	73 (TD)	vs. Murray State
Nov. 2, 2019	Geno Hess	73 (TD)	at Tennessee State
Oct. 1, 2011	Matt Scheible	71 (TD)	vs. Eastern Illinois

Longest Receptions

Date	Player	Yards	Opponent
Oct. 8, 1983	David Stewart	94 (TD)	vs. Truman State
Nov. 10, 2001	Adrian Sanders	93	vs. Quincy
Oct. 21, 2023	Ryan Flournoy	89 (TD)	at Tennessee Tech
Oct. 15, 2011	Spencer Davis	82	at Eastern Kentucky
Oct. 19, 2019	Kristian Wilkerson	80 (TD)	at Jacksonville State
Aug. 28, 2008	Miles Edwards	80 (TD)	vs. Southwest Baptist
Nov. 5, 2005	T.J. Milcic	80 (TD)	at UT Martin
Sept. 22, 2001	Willie Ponder	80 (TD)	at Illinois State
Oct. 12, 2013	D.J. Foster	78 (TD)	vs. Murray State
Nov. 22, 2003	Brandon Amick	76	vs. Jacksonville State
Nov. 11, 2023	Ryan Flournoy	75 (TD)	at UT Martin
Sept. 21, 2013	Paul McRoberts	75 (TD)	vs. Southern Illinois
Nov. 14, 2009	Chantae Ahamefule	75 (TD)	vs. Murray State
Apr. 3, 2021	Rashaan Palmer	74 (TD)	at UT Martin
Sept. 8, 2018	Zack Smith	73 (TD)	vs. Dayton
Oct. 30, 2004	Antonio Scaife	73	vs. UT Martin
Oct. 24, 1998	Corey Williams	73 (TD)	at Missouri State

Longest Kickoff Returns

Date	Player	Yards	Opponent
Nov. 14, 2015	Cameron Sanders	99 (TD)	at Jacksonville State
Sept. 24, 2022	Dalyn McDonald	97 (TD)	vs. Central Arkansas
Nov. 17, 2018	Zion Custis	97 (TD)	vs. Eastern Illinois
Oct. 12, 1985	David Jackson	97 (TD)	vs. Abilene Christian
Nov. 3, 1979	Keith Hubbard	96 (TD)	vs. Truman State
Sept. 23, 2017	Cameron Sanders	93 (TD)	at Eastern Illinois
Oct. 29, 2016	Cameron Sanders	93 (TD)	vs. Austin Peay
Oct. 19, 2013	Spencer Davis	93 (TD)	at Eastern Illinois
Nov. 6, 2004	Romae Rucker	85 (TD)	at Tennessee State
Oct. 30, 2021	Shabari Davis	86 (TD)	vs. Eastern Illinois
Sept. 27, 2008	Jacob McKinley	85	at Indiana State
Sept. 3, 2009	Jacob McKinley	80	vs. Quincy
Sept. 23, 2000	Curtis Cooper	79	vs. Western Kentucky
Oct. 16, 2010	Henry Harris	71	at Austin Peay



NEW MEXICO STATE
AUGUST 31

PERFORMANCE LISTS

Longest Punt Returns

Date	Player	Yards	Opponent
1962	Lyman Brown	86 (TD)	vs. Northwest Missouri
Sept. 22, 2001	Curtis Cooper	70 (TD)	at Illinois State
Oct. 31, 2015	Paul McRoberts	69 (TD)	vs. Tennessee Tech
Sept. 9, 2000	Curtis Cooper	66 (TD)	at Southern Illinois
Oct. 28, 2023	Dalyn McDonald	65 (TD)	at Nicholls
Aug. 28, 2014	Spencer Davis	61	vs. Missouri Baptist
Nov. 1, 2003	Antonio Scaife	58	at UT Martin
Sept. 7, 2019	Zack Smith	52	at Montana State
Nov. 16, 2019	Shabari Davis	46 (TD)	at Eastern Illinois
Sept. 6, 2003	Antonio Scaife	45	vs. Southern Illinois
Oct. 5, 2002	Chris NesSmith	44 (TD)	vs. Tennessee State

Longest Interception Returns

Date	Player	Yards	Opponent
Sept. 22, 2012	Branden Spann	100 (TD)	vs. Tennessee Tech
Sept. 8, 2007	Eddie Calvin	100 (TD)	vs. Southwest Baptist
Nov. 10, 2018	Justin Swift	76 (TD)	at Murray State
Sept. 9, 2023	Henry Pickens III	72 (TD)	vs. Lindenwood
Oct. 10, 2009	Bryan Blanford	69 (TD)	vs. Austin Peay
Oct. 16, 2010	Tylor Brock	67	at Austin Peay
Sept. 17, 2005	Kellin White	64 (TD)	at Missouri State
Sept. 8, 2012	Tylor Brock	64	vs. Mars Hill College
Oct. 25, 2014	DeMichael Jackson, Travis Sanders, David Coley	63	at Eastern Kentucky
Sept. 9, 2006	Todshon Jones	63	vs. Missouri S&T
Aug. 28, 2008	Eddie Calvin	62	vs. Southwest Baptist
Nov. 23, 2019	Zach Hall	61 (TD)	vs. Murray State
Oct. 30, 2004	Kellin White	61 (TD)	vs. UT Martin

Longest Fumble Returns

Date	Player	Yards	Opponent
Oct. 27, 2012	Branden Spann	98 (TD)	at Austin Peay
Sept. 16, 2000	Rodney Woodall	80 (TD)	vs. Illinois State
Aug. 31, 1995	Greg Klund	80 (TD)	vs. Southern Illinois
Oct. 5, 2013	Cantrell Andrews	68 (TD)	at Tennessee State
Nov. 10, 2018	Justin Swift	60 (TD)	at Murray State
Dec. 4, 2010	Taylor West	59	at Eastern Washington
Nov. 4, 2023	Bryce Norman	46 (TD)	vs. Robert Morris
Nov. 10, 2007	Victor Anderson	45 (TD)	at Missouri State
Sept. 27, 2003	Brandon Bohnert	45	at Samford
Nov. 10, 2007	Nick Stauffer	44	at Missouri State
Sept. 7, 2013	Cantrell Andrews	43	at Ole Miss
Sept. 12, 1998	Jeremy Atwell	39 (TD)	vs. Indiana State
Dec. 1, 2018	Demarcus Rogers	33 (TD)	at Weber State
Aug. 29, 2002	Nate Johnston	33	vs. Arkansas-Monticello
Sept. 17, 2011	Ben Kargbo	24	at Purdue
Nov. 12, 2005	Justin Komondoreas	23	vs. Tennessee State

Longest Punts

Date	Player	Yards	Opponent
Oct. 4, 2003	David Simonhoff	83	vs. Eastern Illinois
Oct. 30, 2004	David Simonhoff	82	vs. UT Martin
Sept. 29, 2005	David Simonhoff	80	at Samford
Oct. 14, 2017	Jake Reynolds	78	vs. Tennessee Tech
Oct. 30, 2021	Zach Haynes	76	vs. Eastern Illinois
Oct. 14, 2006	David Simonhoff	75	at Arkansas
Oct. 23, 2004	David Simonhoff	74	at Murray State
Nov. 10, 2007	Doug Spada	73	at Missouri State
Sept. 25, 2004	David Simonhoff	73	vs. Samford
Nov. 12, 2011	Joe Vucic	72	vs. Jacksonville State
Oct. 20, 2018	Jake Reynolds	71	vs. Jacksonville State
Sept. 9, 2006	David Simonhoff	71	vs. Missouri S&T
Oct. 30, 2004	David Simonhoff	71	vs. UT Martin
Oct. 2, 2004	David Simonhoff	71	at Eastern Illinois

**Longest Field Goals**

Date	Player	Yards	Opponent
1975	Mike Wood	61	vs. Lincoln
Sept. 7, 2019	Kendrick Tiller	55	at Montana State
Oct. 4, 2014	Ryan McCrum	55	vs. Tennessee State
Oct. 22, 2022	DC Pippin	54	at Northwestern State
Sept. 20, 2014	Ryan McCrum	54	vs. Southeastern La.
Sept. 2, 2010	Drew Geldbach	53	at Ball State
Sept. 26, 2009	Doug Spada	53	at UT Martin
Oct. 11, 2014	Ryan McCrum	52	at Murray State
Oct. 22, 2016	Ryan McCrum	51	at Tennessee Tech
Oct. 18, 2014	Ryan McCrum	51	vs. Eastern Illinois
Nov. 6, 2004	Derek Kutz	51	at Tennessee State
Sept. 10, 2022	DC Pippin	50	at Southern Illinois
Oct. 8, 2016	Ryan McCrum	50	at Eastern Kentucky
Oct. 31, 2015	Ryan McCrum	50	vs. Tennessee Tech
Oct. 29, 2011	Drew Geldbach	50	at UT Martin
Oct. 20, 2007	Doug Spada	50	vs. Murray State
Sept. 8, 2007	Doug Spada	49	vs. Southwest Baptist
Oct. 27, 2012	Drew Geldbach	49	at Austin Peay

Tackles

Date	Player	Tackles	Opponent
Oct. 16, 1982	Wayne James	27	vs. Northern Iowa
Oct. 24, 1987	Ken Miller	23	at Southwest Baptist
Sept. 1, 2018	Zach Hall	22	at Arkansas State
Sept. 12, 1992	Joe Divis	22	at Southern Illinois
Oct. 25, 2008	Nick Stauffer	21	vs. Tennessee State
Nov. 8, 2008	Nick Stauffer	20	at Murray State
Sept. 29, 2007	Adam Casper	20	vs. Eastern Illinois
Oct. 7, 2006	Adam Casper	20	at Eastern Illinois
Oct. 28, 2000	Ricky Farmer	20	vs. UT Martin
Sept. 16, 2000	Isaac Powell	20	vs. Illinois State
Sept. 9, 2000	Joe Williams	20	at Southern Illinois

Passing Attempts

Date	Player	Attempts	Opponent
Sept. 10, 2005	Mike Haley	61	at Kent State
Oct. 16, 2004	Andrew Goodenough	57	vs. Eastern Kentucky
Nov. 6, 2004	Andrew Goodenough	54	at Tennessee State
Sept. 18, 2004	Andrew Goodenough	50	at Central Michigan
Nov. 26, 2022	Paxton DeLaurent	49	at Montana
Oct. 2, 2004	Andrew Goodenough	49	at Eastern Illinois
Nov. 13, 2004	Andrew Goodenough	48	vs. Tennessee Tech
Nov. 19, 2005	Mike Haley	47	at Tennessee Tech
Nov. 11, 2000	Rashad West	47	at Missouri State
Oct. 7, 2023	Paxton DeLaurent	46	at Central Arkansas
Sept. 16, 2023	Paxton DeLaurent	46	vs. Southern Illinois
Oct. 29, 2022	Paxton DeLaurent	46	vs. Eastern Kentucky

Rushing Attempts

Date	Player	Attempts	Opponent
Oct. 30, 1993	Kelvin Anderson	40	at Austin Peay
Mar. 14, 2021	Geno Hess	37	vs. Austin Peay
Nov. 6, 2010	Henry Harris	35	vs. Southwest Baptist
Oct. 16, 2010	Henry Harris	35	at Austin Peay
Nov. 17, 2007	Elton Peterson	33	vs. Jacksonville State
Sept. 15, 2007	Timmy Holloman	33	vs. Indiana State
Sept. 25, 2010	Henry Harris	32	vs. Tennessee Tech
Sept. 30, 2017	Marquis Terry	31	vs. Eastern Kentucky
Oct. 29, 2005	Timmy Holloman	31	vs. Murray State
Oct. 22, 2005	Timmy Holloman	31	at Eastern Kentucky
Oct. 6, 2001	Curtis Cooper	31	vs. UT Martin

Longest Return on Blocked Field Goal

Date	Player	Yards	Opponent
Oct. 20, 2018	Bydarrius Knighten	85 (TD)	vs. Jacksonville State



NEW MEXICO STATE
AUGUST 31

RECORD BOOK

Passing Yards (Career)

1. Jason Liley, 1989-92	6,179
2. Jeff Brown, 1983-87	5,853
3. Daniel Santacaterina, 2018-19	5,291
4. Jack Tomco, 2002-03	4,946
5. Matt Scheible, 2008-11	4,841
6. Lance Brune, 1970-73	4,808
7. Paxton DeLaurent, 2022-pr.	4,572
8. Greg Brune, 1964-67	4,210
9. Jesse Hosket, 2016-17	4,155
10. Bobby Brune, 1998-01	4,124

Pass Completions (Career)

1. Jason Liley, 1989-92	530
2. Jeff Brown, 1983-87	445
3. Daniel Santacaterina, 2018-19	424
4. Matt Scheible, 2008-11	417
5. Jack Tomco, 2002-03	386
6. Paxton DeLaurent, 2022-pr.	383

Pass Completion Percentage (Career)

Minimum 150 Attempts

1. Paxton DeLaurent, 2022-pr.	62.9
2. Jack Tomco, 2002-03	62.2
3. Dante Vandeven, 2015-16	61.4
4. Eric Cohoon, 1990-91	60.7
5. Andrew Goodenough, 2003-04	60.2
6. Jason Liley, 1989-92	58.2
7. Daniel Santacaterina, 2018-19	58.1
8. Kyle Snyder, 2013-14	57.6
9. Bobby Brune, 1998-01	57.3
10. Houston Lillard, 2006-08	57.2

Pass Attempts (Career)

1. Jason Liley, 1989-92	911
2. Jeff Brown, 1983-87	833
3. Matt Scheible, 2008-11	791
4. Lance Brune, 1970-73	773
5. Daniel Santacaterina, 2018-19	730
6. Jesse Hosket, 2016-17	690
7. Jack Tomco, 2002-03	621
8. Bobby Brune, 1998-01	613
9. Paxton DeLaurent, 2022-pr.	608
10. Shane Kennedy, 1992-95	592

Most Touchdown Passes (Career)

1. Daniel Santacaterina, 2018-19	46
2. Jeff Brown, 1983-87	45
3. Jack Tomco, 2002-03	37
4. Matt Scheible, 2008-11	36
5. Paxton DeLaurent, 2022-pr.	31
6. Lance Brune, 1970-73	30
Jason Liley, 1989-92	30
8. Kyle Snyder, 2013-14	29
Greg Brune, 1964-67	29
10. Jesse Hosket, 2016-17	26

Pass Efficiency Percentage (Career)

Minimum 150 Attempts

1. Jack Tomco, 2002-03	141.3
2. Paxton DeLaurent, 2022-pr.	140.1
3. Kyle Snyder, 2013-14	134.9
4. Daniel Santacaterina, 2018-19	132.9
5. Eric Cohoon, 1990-91	127.6
6. Houston Lillard, 2006-08	126.4
7. Dante Vandeven, 2015-16	121.6
8. Jim Eustice, 1988-89	121.3
9. Scott Lathrop, 2011-13	119.4
10. Jeromy McDowell, 2001-03	119.2

Average Yards Per Pass (Career)

Minimum 150 Attempts

1. Jack Tomco, 2002-03	8.0
2. Greg Brune, 1964-67	7.8
3. Greg Schroeder, 1966-69	7.6
4. Paxton DeLaurent, 2022-pr.	7.5
Kyle Snyder, 2013-14	7.5
6. Houston Lillard, 2006-08	7.3
7. Daniel Santacaterina, 2018-19	7.2
8. Jim Eustice, 1988-89	7.1
9. Jeff Brown, 1983-87	7.0
10. Rashad West, 1999-01	6.9
Joe Young, 1979-81	6.9
Eric Cohoon, 1990-91	6.9

Total Offense Yardage (Career)

Rushing and Passing Yardage

1. Matt Scheible, 2008-11	7,436
2. Jeff Brown, 1983-87	5,935
3. Daniel Santacaterina, 2018-19	5,633
4. Jason Liley, 1989-92	5,764
5. Paxton DeLaurent, 2022-pr.	4,945
6. Jack Tomco, 2002-03	4,861
Lance Brune, 1970-73	4,861
8. Bobby Brune, 1998-01	4,278
9. Greg Brune, 1964-67	4,250
10. Jesse Hosket, 2016-17	4,126

Field Goals (Career)

1. Mike Wood, 1974-77	64
2. Ryan McCrum, 2013-16	47
3. Ed Hotz, 1978-81	45
4. Derek Kutz, 2001-04	42
5. Drew Geldbach, 2010-12	34
6. Doug Spada, 2006-09	33
7. DC Pippin, 2020-pr.	28
8. Kendrick Tiller, 2016-20	26
9. Craig Klafeta, 1986-87	21
10. Earl Wessel, 1988-89	19

Point After Touchdown (Career)

	Made	Att.
1. Derek Kutz, 2001-04	136	143
2. Ryan McCrum, 2013-16	100	104
3. DC Pippin, 2020-pr.	89	90
4. Drew Geldbach, 2010-12	88	98
5. Carl Gross, 1974-77	80	NA
6. Ed Hotz, 1978-81	76	84
7. Doug Spada, 2006-09	66	72
Mike Wood, 1974-77	66	NA
Kendrick Tiller, 2016-20	66	74
10. Nicholas Litang, 2017-18	60	62

Punting Average (Career)

Minimum 50 Attempts

1. David Simonhoff, 2003-06	43.89
2. Doug Spada, 2006-09	42.69
3. Alex Knight, 2013-16	42.12
4. Zach Haynes, 2019-22	40.90
5. George Goodwin, 1937	40.44
6. Jake Reynolds, 2016-19	40.42
7. Joe Vucic, 2010-13	40.20
8. Logan Leftrick, 2023-pr.	39.85
9. Todd Fields, 1982-85	39.75
10. Mike Wood, 1974-77	39.13

Tackles (Career)

Note: Statistics for tackles have only been recorded since 1980.

1. Robert Haggerty, 1993-96	424
2. Zach Hall, 2016-19	406
3. Ricky Farmer, 2000-03	378
4. Roper Garrett, 2012-16	359
Blake Peiffer, 2009-12	359
6. Ronald Smith, 1993-97	358
7. Brian Burton, 1992-96	330
Angel Rubio, 1993-97	330
9. Joe Divis, 1990-92	312
10. O.J. Turner, 2001-04	293
11. Lawrence Johnson, 2018-23	291
12. Doug Berg, 1990-94	290
13. Troy Baglio, 1995-98	285
14. Bryce Norman, 2021-pr.	279
15. Rick Borman, 1980-81	278
16. James Chinn, 1989-92	277
17. Adam Casper, 2004-07	262
18. Isaac Powell, 1997-00	258
19. Bydarrius Knighten, 2016-20	255
Justin Swift, 2016-19	255

**RECORD BOOK****Sacks (Career)**

Note: Statistics for sacks have only been recorded since 1993.

1.	Angel Rubio, 1993-97	21.5
2.	Justin Swift, 2016-19	18.5
3.	Edgar Jones, 2003-06	16.0
4.	Zach Hall, 2016-19	15.5
	Doug Berg, 1990-94	15.5
6.	Kendall Donnerson, 2014-17	12.0
7.	James Jennette, 1999-02	11.0
8.	Cordez Vaughn, 1993-94	10.5
	Ricky Farmer, 2000-03	10.0
	Ryan Roth, 2000-03	10.0
11.	Chad Meredith, 2013-17	9.5
12.	Bryce Norman, 2021-pr.	9.0
	Roper Garrett, 2012-16	9.0
	Troy Baglio, 1995-98	9.0
	Mark Munsell, 1991-94	9.0
	Corey Mathis, 2000-01	9.0
16.	Travis Sanders, 2012-16	8.0
	Adam Jones, 2001-04	8.0
	Justin Komondoreas, 2004-05	8.0
	Joel Becker, 1996-99	8.0
20.	Omarick Douglas, 2016-21	7.5
	John Popovich, 2013-16	7.5

Tackles for Loss (Career)

Note: Statistics for TFL have been kept consistently since 1993.

1.	Angel Rubio, 1993-97	44.0
2.	Zach Hall, 2016-19	40.0
	James Jennette, 1999-02	40.0
4.	Justin Swift, 2016-19	37.0
5.	Kendall Donnerson, 2014-17	34.5
6.	Ricky Farmer, 2000-03	33.0
7.	Chad Meredith, 2013-17	29.5
8.	Ryan Roth, 2000-03	29.0
9.	Roper Garrett, 2012-16	27.5
10.	Omarick Douglas, 2016-21	26.5
11.	Troy Baglio, 1995-98	26.0
	Corey Mathis, 2000-01	26.0
13.	O.J. Turner, 2001-04	24.0
	Edgar Jones, 2003-06	24.0
15.	Bryce Norman, 2021-pr.	22.5
16.	Jeremy Atwell, 1998-99	22.0
17.	Keandre Booker, 2019-23	21.0
	Brian Burton, 1992-96	21.0
19.	Lawrence Johnson, 2018-23	19.5
	Travis Sanders, 2012-16	19.5



NEW MEXICO STATE
AUGUST 31

HONORS & AWARDS

Stats Perform Preseason All-Americans

Zack Gieg, OL (First-Team)

Bryce Norman, ILB (Second-Team)

Phil Steele Preseason All-Americans

Zack Gieg, OL (Second-Team)

Bryce Norman, ILB (Third-Team)

Stats Perform Walter Payton Award

Preseason Watch List

Paxton DeLaurent, QB

Zack Gieg, OL

Stats Perform Buck Buchanan Award

Preseason Watch List

Bryce Norman, ILB

Augusta Sports Council FCS Punter of the Year Preseason Watch List

Logan Leftrick, P

Big South-OVC Preseason Defensive Player of the Year

Bryce Norman, ILB

Big South-OVC Players to Watch

Paxton DeLaurent, QB

Zack Gieg, OL

Danny Joiner, TE

DC Pippin, K

Steven Lewis, DL

Joedrick Lewis, DB

Bryce Norman, ILB

GAME SUMMARIES

NEW MEXICO STATE
AUGUST 31

Game 1

Southeast Missouri 37, North Alabama 15

August 24, 2024 • Montgomery, Ala. • Attendance: 4,358

FCS Kickoff • Cramton Bowl



Score by Quarters	1	2	3	4	OT	Score
North Alabama	8	7	0	0	-	15
Southeast Missouri	7	6	8	16	-	37

Scoring Summary

1st	9:29	SEMO	Pedro 4 yd pass from DeLaurent (Pippin kick)
			12-57, 4:28, SEMO 7 - UNA 0
1st	1:22	UNA	Allen 3 yd rush (Scott pass from Harris)
			7-85, 3:47, UNA 8 - SEMO 7
2nd	4:11	UNA	Patu 11 yd rush (Contorno kick)
			5-61, 1:49, UNA 15 - SEMO 7
2nd	0:18	SEMO	Brown 1 yd rush (Thompson pass from Hensley failed)
			10-46, 3:53, UNA 15 - SEMO 13
3rd	0:15	SEMO	Brown 25 yd rush (Epton, Jr. rush)
			9-73, 4:26, SEMO 21 - UNA 15
4th	7:13	SEMO	Brown 1 yd rush (Epton, Jr. rush failed)
			7-78, 4:04, SEMO 27 - UNA 15
4th	5:32	SEMO	Hensley 1 yd rush (Pippin kick)
			3-19, 1:21, SEMO 34 - UNA 15
4th	2:43	SEMO	Pippin 41 yd field goal
			4-7, 2:19, SEMO 37 - UNA 15

Team Statistics	UNA	SEMO
First Downs	16	23
Third Down Efficiency	4-12	8-15
Fourth Down Efficiency	1-3	1-1
Total Yards	320	372
Passing	104	196
Completed-Attempts	12-24	24-31
Yards Per Pass	4.3	6.3
Interceptions Thrown	2	0
Rushing	216	176
Rushing Attempts	35	45
Yards Per Rush	6.2	3.9
Penalties	6-34	8-81
Turnovers	4	1
Fumbles-Lost	3-2	1-1
Interceptions Thrown	2	0
Time of Possession	23:21	36:39

Rushing Leaders (Att.-Yds.-TD):

UNA - Javian Allen (13-100-1); Ari Patu (13-52-1); Jalen Fletcher (3-42-0)

SEMO - Payton Brown (19-97-3); Brandon Epton, Jr. (16-48-0); Carter Hensley (4-26-1)

Passing Leaders (C-A-I-TD-Yds.):

UNA - Ari Patu (12-24-2-0-104)

SEMO - Paxton DeLaurent (14-17-0-1-96); Carter Hensley (10-14-0-0-100)

Receiving Leaders (No.-Yds.-TD):

UNA - Kobe Warden (5-50-0); Kaden Cooper (2-27-0)

SEMO - Dorian Anderson (5-71-0); Cam Pedro (6-38-1)

Leading Tacklers:

UNA - Gregory Riddick 12; Jackson Bratton 10

SEMO - Khalani Riddick 8; Jared Pedraza 8



NEW MEXICO STATE
AUGUST 31

2024 STATISTICS



2024-25 Southeast Mo. St. Football
Game Results
All games

Page 1/1
as of Aug 25, 2024

Team Results

	Date	Opponent		Score	Overall	Conf	Time	Attend
	08/24/2024	vs North Ala.	W	37-15	1-0	0-0	3:28	4358

2024 STATISTICS

NEW MEXICO STATE
AUGUST 312024-25 Southeast Mo. St. Football
Overall Team Statistics
All gamesPage 1/2
as of Aug 25, 2024

Team Statistics

	SEMO	OPP
Scoring	37	15
Points per game	37.0	15.0
Points Off Turnovers	10	0
First Downs	23	16
Rushing	10	8
Passing	10	6
Penalty	3	2
Rushing Yardage	176	200
Yards gained rushing	213	222
Yards lost rushing	37	22
Rushing attempts	45	35
Average per rush	3.9	5.7
Average per game	176.0	200.0
TDs Rushing	4	2
Passing Yardage	196	104
Comp-Att-Int	24-31-0	12-24-2
Average per pass	6.3	4.3
Average per catch	8.2	8.7
Average per game	196.0	104.0
TDs Passing	1	0
Total offense	372	304
Total plays	76	59
Average per play	4.9	5.2
Average per game	372.0	304.0
Kick returns: #-Yards	1-53	4-75
Punt returns: #-Yards	0-0	1-3
Int returns: #-Yards	2-10	0-0
Kick return average	53.0	18.8
Punt return average	0.0	3.0
Int return average	5.0	0.0
Fumbles-Lost	1-1	3-2
Penalties-Yards	8-81	6-34
Average per game	81.0	34.0
Punts-Yards	4-162	3-92
Average per punt	40.5	30.7
Net punt average	36.0	30.7
Kickoffs-Yards	7-454	3-194
Average per kick	64.9	64.7
Net kick average	43.4	30.3
Time of possession / game	36:39	23:21
3rd-down conversion	8/15	4/12
3rd-down pct	53%	33%
4rd-down conversion	1/1	1/3



NEW MEXICO STATE
AUGUST 31

2024 STATISTICS



2024-25 Southeast Mo. St. Football
Overall Team Statistics
All games

Page 2/2
as of Aug 25, 2024

	SEMO	OPP
4rd-down pct	100%	33%
Sacks by-Yards	3-18	2-25
Misc Yards	0	0
Touchdowns scored	5	2
Field goals - attempts	1-1	0-0
On-Side kicks	0-0	0-0
Red-zone scores	(4-5) 80%	(2-3) 67%
Red-zone touchdowns	(4-5) 80%	(2-3) 67%
PAT-attempts	(2-2) 100%	(1-1) 100%
2-point conversion-attempts	(1-3) 33%	(1-1) 100%
Attendance	0	0
Games / Avg per game	0/0	0/0
Neutral site games	-	1/4358

Score by Periods

Team	1st	2nd	3rd	4th	OT	TOT
Southeast Mo. St.	7	6	8	16	0	37
Opponents	8	7	0	0	0	15

2024 STATISTICS

NEW MEXICO STATE
AUGUST 312024-25 Southeast Mo. St. Football
Individual Statistics
All gamesPage 1/2
as of Aug 25, 2024

Rushing

Player	gp	att	gain	loss	net	avg	td	lg	avg/g
Payton Brown	1	19	97	0	97	5.1	3	25	97.0
Brandon Epton, Jr.	1	16	51	3	48	3.0	0	15	48.0
Carter Hensley	1	4	48	22	26	6.5	1	47	26.0
Paxton DeLaurent	1	3	16	6	10	3.3	0	15	10.0
Kyron Downing	1	1	1	0	1	1.0	0	1	1.0
Team	1	2	0	6	-6	-3.0	0	0	-6.0
Total	1	45	213	37	176	3.9	4	47	176.0
Opponents	1	35	222	22	200	5.7	2	62	200.0

Punt Returns

Player	no.	yds	avg	td	lg
Total	0	0	0.0	0	0
Opponents	1	3	3.0	0	3

Interceptions

Player	no.	yds	avg	td	lg
Justus Johnson	1	-3	-3.0	0	0
Adrian Patterson	1	13	13.0	0	13
Total	2	10	5.0	0	13
Opponents	0	0	0.0	0	0

Passing

Player	gp	effic	comp-att-int	pct	yds	td	lg	avg/g
Paxton DeLaurent	1	149.2	14-17-0	82.4	96	1	17	96.0
Carter Hensley	1	131.4	10-14-0	71.4	100	0	23	100.0
Total	1	141.2	24-31-0	77.4	196	1	23	196.0
Opponents	1	69.7	12-24-2	50.0	104	0	21	104.0

Kick Returns

Player	no.	yds	avg	td	lg
Brandon Epton, Jr.	1	53	53.0	0	53
Total	1	53	53.0	0	53
Opponents	4	75	18.8	0	22

Receiving

Player	gp	no.	yds	avg	td	lg	avg/g
Brandon Epton, Jr.	1	6	22	3.7	0	11	22.0
Cam Pedro	1	6	38	6.3	1	9	38.0
Dorian Anderson	1	5	71	14.2	0	23	71.0
Kyron Downing	1	3	22	7.3	0	8	22.0
Payton Brown	1	2	29	14.5	0	16	29.0
Jack Clinkenbeard	1	1	6	6.0	0	6	6.0
Mitchell Sellers	1	1	8	8.0	0	8	8.0
Total	1	24	196	8.2	1	23	196.0
Opponents	1	12	104	8.7	0	21	104.0

Fumble Returns

Player	no.	yds	avg	td	lg
Jared Pedraza	1	5	5.0	0	5
McCoy Casey	1	0	0.0	0	0
Total	2	5	2.5	0	5
Opponents	1	16	16.0	0	16

SOUTHEAST MISSOURI FOOTBALL NOTES



NEW MEXICO STATE
AUGUST 31

2024 STATISTICS



2024-25 Southeast Mo. St. Football Individual Statistics All games

Page 2/2
as of Aug 25, 2024

Scoring

Player	td	fg	PAT						pts
			kick	rush	rcv	pass	dxp	saf	
Payton Brown	3	-	-	-	-	-	-	-	18
Cam Pedro	1	-	-	-	-	-	-	-	6
Carter Hensley	1	-	-	-	-	-	-	-	6
DC Pippin	-	1-1	2-2	-	-	-	-	-	5
Brandon Epton, Jr.	-	-	-	1	-	-	-	-	2
Total	5	1-1	2-2	1	0	0	0	0	37
Opponents	2	0-0	1-1	0	1	1	0	0	15

Total Offense

Player	g	plays	rush	pass	total	avg/g
Carter Hensley	1	18	26	100	126	126.0
Paxton DeLaurent	1	20	10	96	106	106.0
Payton Brown	1	19	97	0	97	97.0
Brandon Epton, Jr.	1	16	48	0	48	48.0
Kyron Downing	1	1	1	0	1	1.0
Team	1	0	-6	0	-6	-6.0
Total	1	76	176	196	372	372.0
Opponents	1	59	200	104	304	304.0

Field Goals

Player	fg	pct.	01-19	20-29	30-39	40-49	50-99	lg	blk
DC Pippin	1-1	100.0	0-0	0-0	0-0	1-1	0-0	41	0
Opponents	0-0	0.0	0-0	0-0	0-0	0-0	0-0	0	0

Punting

Player	no.	yds	avg	lg	tb	fc	i20	50+	blk
Logan Leftrick	4	162	40.5	50	0	2	1	1	0
Total	4	162	40.5	50	0	2	1	1	0
Opponents	3	92	30.7	35	0	0	1	0	0

FG Sequence

Team Name	Southeast Mo. St.	Opponents
North Ala.	(41)	

Numbers in (parentheses) indicate field goal was made

Kickoffs

Player	no.	yds	avg	tb	ob	retn	net	ydln
DC Pippin	7	454	64.9	3	0			
Total	7	454	64.9	3	0	3	43.4	21
Opponents	3	194	64.7	2	0	1	30.3	34

All Purpose

Player	g	rush	rcv	pr	kr	ir	total	avg/g
Payton Brown	1	97	29	0	0	0	126	126.0
Brandon Epton, Jr.	1	48	22	0	53	0	123	123.0
Dorian Anderson	1	0	71	0	0	0	71	71.0
Cam Pedro	1	0	38	0	0	0	38	38.0
Carter Hensley	1	26	0	0	0	0	26	26.0
Kyron Downing	1	1	22	0	0	0	23	23.0
Adrian Patterson	1	0	0	0	0	13	13	13.0
Paxton DeLaurent	1	10	0	0	0	0	10	10.0
Mitchell Sellers	1	0	8	0	0	0	8	8.0
Jack Clinkenbeard	1	0	6	0	0	0	6	6.0
Justus Johnson	1	0	0	0	0	-3	-3	-3.0
Team	1	-6	0	0	0	0	-6	-6.0
Total	1	176	196	0	53	10	435	435.0
Opponents	1	200	104	3	75	0	382	382.0



2024-25 Southeast Mo. St. Football
Overall Defense Statistics
All games

Page 1/1
as of Aug 25, 2024

Team Defense

##	Player	gp	Tackles				Sacks	Pass defense			Fumbles		blkd	
			ua	a	tot	tfl/yds		int-yds	brup	qbh	fr-yds	ff	kick	saf
7	Khalani Riddick	1	4	4	8
32	Bryce Norman	1	3	4	7
11	Jared Pedraza	1	4	3	7	2-3	1-1	.	.	2	1-5	1	.	.
9	Adrian Patterson	1	1	3	4	.	.	1-13
10	Dony'e Taylor	1	2	2	4
55	Nasim Cairo	1	4	.	4	2-17	2-17	.	1	.	.	1	.	.
16	Jeremy Walton	1	2	1	3	1
13	Mali Walton	1	3	.	3
92	Jaylon Stone	1	2	1	3	1-2
12	Sam Cook	1	1	2	3
20	Chris Daigre	1	.	2	2	.	.	.	2
34	Landon Sylvie	1	2	.	2
18	Justus Johnson	1	2	.	2	.	.	1--3
48	Latrevion Thompson	1	1	1	2
24	JaQori Williams	1	1	.	1
95	Sam Keeper	1	.	1	1
4	McCoy Casey	1	1	.	1	1-0	.	.	.
68	Carter Guillaume	1	1	.	1
99	Steven Lewis	1	.	1	1
1	Tristan Smith	1	1	.	1
5	Ty Leonard	1	.	1	1	.	.	.	1
Totals		1	35	26	61	5-22	3-18	2-10	4	3	2-5	2	0	0
Opponents		1	42	40	82	8-34	2-25	0-0	0	3	1-16	1	0	0