

2024 SOUTHEAST MISSOURI BASEBALL

MEDIA GUIDE



#FEELINROWDY





adidas



INTRO TO REDHAWK BASEBALL



TABLE OF CONTENTS

Intro to Redhawk Baseball

Media Information2-3
 OVC Commissioner’s Cup..... 4

Preview

Numerical Roster.....6
 Alphabetical Roster 7
 Radio/TV Roster 8-9
 Schedule.....10

Coaches

Head Coaches.....12-14
 Assistant Coaches..... 15-16

Profiles

Player Profiles18-42

2023 Review

Overall Statistics 44
 Schedule/Results 45
 OVC Statistics..... 46
 Hitting Statistics.....47-48
 Pitching Statistics..... 49-50
 OVC Rankings..... 52-53
 2024 OVC Tournament..... 54

Opponents

2024 Opponents.....56-58
 Sawyers vs. All Opponents..... 58

Records & History

Honors & Awards..... 60-63
 Single-Season Hitting 64
 Career Hitting 65
 Single-Season Pitching 66
 Career Pitching..... 67
 Annual Leaders..... 68-77
 Miscellaneous Records..... 78-79
 Coaching History 80
 Yearly Results..... 81-94
 MLB Draft Picks..... 95
 All-Time Roster..... 96-99
 OVC Tournament Results..100-101
 2021 NCAA Regional.....102-103
 2022 NCAA Regional 104-105
 Capaha Field 106-107

Credits

The 2024 Southeast Missouri baseball media guide is an official publication of the SEMO Strategic Communications Department. Written, edited and designed by Associate Director of Athletics for Strategic Communications Jeff Honza. Photography by SEMO Creative Services, Rich Lynn, Michael Dann, Aaron Palmer, Jan Salmon and SEMOBall.



INTRO TO REDHAWK BASEBALL



MEDIA INFORMATION

The 2024 Southeast Missouri baseball media guide is a source of information for the news media covering the Redhawks. News releases, clips, video footage, photographs and other information will also be available to accredited members of the media upon request.

Strategic Communications

The Southeast Missouri Strategic Communications Office is always willing to assist the media with their coverage of Redhawk baseball. All media and credential requests should be made to Assistant Director of Strategic Communications Chandler Collins. Should you need any information, feel free to call anytime, day or night. Collins can be reached at (417) 861-7504.

In-Season Interview Policy

All of Southeast Missouri's baseball student-athletes and coaches will be available to the media throughout the 2024 season. Interviews should be arranged through the Southeast Missouri Strategic Communications Office. Interviews with players and coaches will be conducted either before or after practices during the season. Please let the Strategic Communications Office know if you plan to attend practice.

Credentials

Credentials are required for entrance to Capaha Field. To request season or single-game credentials, please contact Chandler Collins in the Southeast Missouri Strategic Communications Office by phone

at (417) 861-7504 or email at ccollins@semo.edu.

Southeast Missouri follows the guidelines set forth by the NCAA governing the issuance of credentials. Press credentials will be issued to accredited sports writers of daily and weekly newspapers. Photo passes will be issued to accredited members of the photo media working for newspapers and television stations.

All credential requests should come from sports editors, directors or anchors. Spouses, dates and minors will not be permitted in the press box area of Capaha Field. Any unauthorized use of credentials will result in revocation of credentials issued by Southeast Missouri State University and credential requests will not be honored for future SEMO athletic events.

Press Box

The Capaha Field press box is reserved for working media only. Cheering or outward expression is strictly prohibited.

SEMORedhawks.com

Southeast Missouri's official athletics website is updated daily with information on all 15 sports available. Complete schedules, results, coaches and player bios, and other information can be accessed.

Postgame Interviews

The Southeast Missouri Strategic Communications staff will make requested student-athletes available to the media at the conclusion of each game. Postgame interviews will be conducted outside the Redhawks dugout along the third base side of Capaha Field.



SOUTHEAST MISSOURI BASEBALL



INTRO TO REDHAWK BASEBALL

STRATEGIC COMMUNICATIONS


One University Plaza MS 0200
Cape Girardeau, MO 63701
Phone: (573) 651-2294




Jeff Honza
Associate Director of Athletics
(573) 651-2933
(618) 528-1145 (cell)
redhawk1@me.com // jhonza@semo.edu
Responsibilities: Administration, ESPN+/Instant Replay, Football, Men's Basketball, Softball



Chandler Collins
Assistant Director
(573) 651-2294
(417) 861-7504 (cell)
ccollins@semo.edu
Responsibilities: Volleyball, Women's Basketball, Gymnastics, Baseball



Rhett Wiseman
Graduate Assistant
(573) 651-2294
(573) 987-7550 (cell)
rewiseman1s@semo.edu
Responsibilities: Outdoor Track & Field, Women's Tennis, Spirit Groups



Riley Wiseman
Graduate Assistant
(573) 651-2294
(573) 987-9799 (cell)
rjwiseman1s@semo.edu
Responsibilities: Women's Soccer, Cross Country, Indoor Track & Field

Photographers/Videographers

Please observe NCAA regulations and shoot only from designated areas assigned at Capaha Field

Live Stats

StatBroadcast Live is the exclusive live statistics platform of Southeast Missouri baseball. Live stats can be accessed at Statb.us/I/SEMO.

Official Statistics

Southeast Missouri uses "The Automated Scorebook" for baseball computerized statistics. Final statistics will be available

at the conclusion of each game and in between games for doubleheaders.

Redhawks on the Radio

All Southeast Missouri baseball games will be broadcast live on the radio at SEMO ESPN 93.5 FM (K228FX) and 1220 AM (KGIR), and online at SEMORedhawks.com. Erik Sean is in his 24th year as the "Voice of the Redhawks." Sean is the Director of Sports Operations for Mississippi River Radio's eight radio stations in Cape Girardeau.



Redhawks on ESPN+

The Ohio Valley Conference and ESPN have a media rights agreement, which includes a minimum of 600 conference events on ESPN+, the multi-sport, direct-to-consumer subscription streaming service from The Walt Disney Company Direct-to-Consumer & International segment and ESPN. Fifteen of Southeast Missouri's home games will air live on ESPN+ in 2024. ESPN+ offers fans thousands of additional live events, on-demand content and original programming.



Twitter
@SEMObaseball
@SEMORedhawks



Facebook
SEMORedhawks



Instagram
@SEMORedhawks



Snapchat
SEMORedhawks



Southeast Missouri or SEMO is the preferred reference for Southeast Missouri State University athletic teams. Southeastern Missouri State is NOT an acceptable reference.





INTRO TO REDHAWK BASEBALL



Southeast Missouri claimed its second Ohio Valley Conference Commissioner's Cup in three years during a remarkable 2022-23 campaign which saw the Redhawks win eight conference championships.

The OVC Commissioner's Cup is a symbol of overall athletic excellence in Conference-sponsored championships and is awarded annually to one member institution.

"This is a major accomplishment. Winning the Commissioner's Cup takes everyone. From the University administration, to the coaches and staff, to the student-athletes, to our supporters. We couldn't have achieved this high level of success without all of these groups buying into our vision," said Director of Athletics Brady Barke.

SEMO celebrated titles in football (regular-season), women's indoor track & field, women's outdoor track & field, men's outdoor track & field, men's basketball (tournament), softball (regular-season) and women's tennis (regular-season & tournament).

In all, the Redhawks accumulated 102 points defeating Tennessee Tech (90.5) by a +11.5 margin to win this year's trophy. Eastern Illinois (89), first-year OVC member Little Rock (86.5) and UT Martin (83.5) rounded out the top five.

Tennessee State (63.5), SIU Edwardsville (61.5), Morehead State (61.5), first-year member Southern Indiana (57) and fellow first-year affiliate Lindenwood (46.5) completed the scoring.

SEMO's football team won its third OVC title and made its fourth NCAA Football Championship

Subdivision Playoff appearance in program history, while the Redhawk men's basketball team won its first OVC Tournament in over two decades. The Redhawks posted four victories in four days to get its first OVC Tournament Championship and NCAA Tournament berth since 1999-2000. SEMO was among only three schools in the nation to make both the FCS Playoffs and NCAA Men's Basketball Tournament along with Furman and Montana State.

The Redhawks added six more championships in the spring. SEMO's women's track & field team won its first indoor title in 10 years. During the outdoor season, the Redhawks swept the men's and women's track & field titles for the fifth time in program history.

SEMO's softball team notched its third OVC regular-season

title in four years when it swept UT Martin (Apr. 29-30). The Redhawks ripped through their league schedule going 20-2 en route to earning the top seed in the OVC Tournament. SEMO also went undefeated at home for the second-straight season keeping its 30-game winning streak at the Southeast Softball Complex intact.

Meanwhile, the women's tennis team swept both the OVC regular-season and tournament crowns for the first time in program history. SEMO put together a record of 17-3 during its best season since women's tennis began in 1991-92. The Redhawks hoisted the OVC Tournament trophy and made the NCAA Tournament for the second year in a row.

The Redhawks won the OVC Commissioner's Cup for the first time in their Athletics' history in 2020-21.



IN THIS SECTION | NUMERICAL ROSTER • ALPHABETICAL ROSTER • RADIO/TV ROSTER • SCHEDULE

PREVIEW



SOUTHEAST MISSOURI BASEBALL



2024 NUMERICAL ROSTER

No.	Name	Pos.	Ht.	Wt.	Cl.	B/T	Hometown (High School/College)
1	Caleb Corbin	INF	5-8	185	Jr.	R/R	Urbandale, Iowa (West Des Moines Valley H.S./Iowa Central CC)
2	Cole Warehime	INF	6-1	185	So.	R/R	Downers Grove, Ill. (Downers Grove H.S.)
5	Brian Strange	RHP	6-1	200	Jr.	R/R	Westfield, Mass. (Westfield H.S./Mineral Area College)
6	Chance Resetich	UT	5-11	185	Sr.	R/R	Hall, Ill. (Hall H.S./Blackhawk College)
7	Kyle Miller	UT	6-2	210	Sr.	R/R	Eureka, Mo. (Eureka H.S.)
8	Ty Stauss	UT	5-10	190	Jr.	L/R	Wildwood, Mo. (Lafayette H.S.)
9	Gunnar Doyle	UT	6-0	190	Sr.	L/L	Oak Creek, Wis. (Oak Creek H.S./Madison College)
10	Gavin Baldwin	UT	6-2	230	Jr.	R/R	Nashville, Ill. (Nashville H.S./Kaskaskia CC)
11	Ben Palmer	INF	6-3	180	Sr.	R/R	Fridley, Minn. (Totino-Grace H.S./Iowa Western CC)
12	Nolan Ackerman	C	6-0	205	Sr.	R/R	Parker, Colo. (Chapparral H.S./College of San Mateo)
13	Ian Riley	OF	6-1	185	Sr.	L/R	Austin, Texas (Veritas Academy/Dallas Baptist)
14	Peyton Leeper	UT	5-11	200	Sr.	S/R	Mokane, Mo. (South Callaway H.S.)
15	Michael Mugan	OF	5-11	180	Jr.	R/R	Seaside, Calif. (Monterey H.S./Monterey Peninsula College)
16	Payton Lawrence	RHP	6-3	180	Sr.	R/R	Dixon, Ill. (Dixon H.S./Blackhawk College)
17	Josh Cameron	OF	6-4	195	Sr.	R/L	Pflugerville, Texas (Hendrickson H.S./Butler County CC)
18	Alex Hayes	LHP	6-2	215	Jr.	L/L	Muskego, Wis. (Muskego H.S./Madison College)
19	Sam Heyman	RHP	6-2	180	So.	R/R	Lafayette, Calif. (Acalanes H.S./Chabot College)
20	Shea McGahan	C	6-0	190	Jr.	R/R	St. Louis, Mo. (Lindbergh H.S./Johnson County CC)
21	Logan Katen	LHP	6-0	170	Sr.	L/L	Wentzville, Mo. (Holt H.S./Lindenwood)
22	Haden Dow	LHP	6-1	200	Sr.	L/L	St. John, New Brunswick (Prospects Academy/Cloud County CC)
23	Keoni Coloma	UT	5-11	185	Jr.	L/R	Pleasant Hill, Calif. (De La Salle H.S./College of San Mateo)
24	Collin Wilma	RHP	6-4	190	Sr.	R/R	Tinley Park, Ill. (Tinley Park H.S.)
25	Ethan Osborne	LHP	6-1	180	Jr.	L/L	Ashland, Mo. (Southern Boone H.S.)
26	Fischer Rausch	RHP	6-5	237	Sr.	R/R	St. Louis, Mo. (Valley Park H.S.)
28	Anthony Klein	RHP	6-1	225	Jr.	R/R	Chesterfield, Mo. (Parkway Central H.S.)
30	Tommy Windt	UT	6-3	212	Jr.	R/R	Orland Park, Ill. (Carl Sandburg H.S./South Suburban College)
31	Gavin Johnston	RHP	6-2	190	So.	R/R	Arnold, Mo. (Seckman H.S.)
33	Brooks Kettering	INF	5-11	175	Fr.	L/R	Springfield, Mo. (Glendale H.S.)
35	Eddie White	RHP	6-0	165	So.	R/R	Kansas City, Mo. (Bishop Miege H.S.)
36	Bryce Cannon	OF	6-3	200	Jr.	L/L	Santa Rosa, Calif. (Maria Carrillo H.S./Santa Rosa Junior College)
38	Esteban Hernandez	RHP	6-0	175	Sr.	R/R	Yuma, Ariz. (Cibola H.S./South Mountain CC)

Coaches & Staff

- 3 Andy Sawyers, Head Coach (Eighth Year)
- 4 Trevor Ezell, Associate Head Coach/Hitting (Fourth Year)
- 34 Matthew Kinney, Assistant Coach/Pitching (Second Year)
- Tommy Gleason, Assistant Coach (First Year)
- Connor Rooney, Manager

Pronunciations

- Keoni Coloma KEY-oh-knee co-low-ma
- Logan Katen KAY-ten
- Shea McGahan shay mc-gay-han
- Michal Mugan MOO-gun
- Chance Resetich ruh-set-itch
- Ty Stauss stauss (sounds like house)





SOUTHEAST MISSOURI BASEBALL



2024 ALPHABETICAL ROSTER

No.	Name	Pos.	Ht.	Wt.	Cl.	B/T	Hometown (High School/College)
12	Nolan Ackerman	C	6-0	205	Sr.	R/R	Parker, Colo. (Chapparral H.S./College of San Mateo)
10	Gavin Baldwin	UT	6-2	230	Jr.	R/R	Nashville, Ill. (Nashville H.S./Kaskaskia CC)
17	Josh Cameron	OF	6-4	195	Sr.	R/L	Pflugerville, Texas (Hendrickson H.S./Butler County CC)
36	Bryce Cannon	OF	6-3	200	Jr.	L/L	Santa Rosa, Calif. (Maria Carrillo H.S./Santa Rosa Junior College)
23	Keoni Coloma	UT	5-11	185	Jr.	L/R	Pleasant Hill, Calif. (De La Salle H.S./College of San Mateo)
1	Caleb Corbin	INF	5-8	185	Jr.	R/R	Urbandale, Iowa (West Des Moines Valley H.S./Iowa Central CC)
22	Haden Dow	LHP	6-1	200	Sr.	L/L	St. John, New Brunswick (Prospects Academy/Cloud County CC)
9	Gunnar Doyle	UT	6-0	190	Sr.	L/L	Oak Creek, Wis. (Oak Creek H.S./Madison College)
18	Alex Hayes	LHP	6-2	215	Jr.	L/L	Muskego, Wis. (Muskego H.S./Madison College)
38	Esteban Hernandez	RHP	6-0	175	Sr.	R/R	Yuma, Ariz. (Cibola H.S./South Mountain CC)
19	Sam Heyman	RHP	6-2	180	So.	R/R	Lafayette, Calif. (Acalanes H.S./Chabot College)
31	Gavin Johnston	RHP	6-2	190	So.	R/R	Arnold, Mo. (Seckman H.S.)
21	Logan Katen	LHP	6-0	170	Sr.	L/L	Wentzville, Mo. (Holt H.S./Lindenwood)
33	Brooks Kettering	INF	5-11	175	Fr.	L/R	Springfield, Mo. (Glendale H.S.)
28	Anthony Klein	RHP	6-1	225	Jr.	R/R	Chesterfield, Mo. (Parkway Central H.S.)
16	Payton Lawrence	RHP	6-3	180	Sr.	R/R	Dixon, Ill. (Dixon H.S./Blackhawk College)
14	Peyton Leeper	UT	5-11	200	Sr.	S/R	Mokane, Mo. (South Callaway H.S.)
20	Shea McGahan	C	6-0	190	Jr.	R/R	St. Louis, Mo. (Lindbergh H.S./Johnson County CC)
7	Kyle Miller	UT	6-2	210	Sr.	R/R	Eureka, Mo. (Eureka H.S.)
15	Michael Mугan	OF	5-11	180	Jr.	R/R	Seaside, Calif. (Monterey H.S./Monterey Peninsula College)
25	Ethan Osborne	LHP	6-1	180	Jr.	L/L	Ashland, Mo. (Southern Boone H.S.)
11	Ben Palmer	INF	6-3	180	Sr.	R/R	Fridley, Minn. (Totino-Grace H.S./Iowa Western CC)
26	Fischer Rausch	RHP	6-5	237	Sr.	R/R	St. Louis, Mo. (Valley Park H.S.)
6	Chance Resetich	UT	5-11	185	Sr.	R/R	Hall, Ill. (Hall H.S./Blackhawk College)
13	Ian Riley	OF	6-1	185	Sr.	L/R	Austin, Texas (Veritas Academy/Dallas Baptist)
8	Ty Stauss	UT	5-10	190	Jr.	L/R	Wildwood, Mo. (Lafayette H.S.)
5	Brian Strange	RHP	6-1	200	Jr.	R/R	Westfield, Mass. (Westfield H.S./Mineral Area College)
2	Cole Warehime	INF	6-1	185	So.	R/R	Downers Grove, Ill. (Downers Grove H.S.)
35	Eddie White	RHP	6-0	165	So.	R/R	Kansas City, Mo. (Bishop Miege H.S.)
24	Collin Wilma	RHP	6-4	190	Sr.	R/R	Tinley Park, Ill. (Tinley Park H.S.)
30	Tommy Windt	UT	6-3	212	Jr.	R/R	Orland Park, Ill. (Carl Sandburg H.S./South Suburban College)

Roster Breakdown

Total Squad Members	31
Seniors	14
Juniors	12
Sophomores	4
Freshmen	1
Newcomers	11





SOUTHEAST MISSOURI BASEBALL



2024 RADIO/TV ROSTER



1

Caleb Corbin
INF / 5-8 / 185 / Jr. / R-R
Urbandale, Iowa



2

Cole Warehime
INF / 6-1 / 185 / So. / R-R
Downers Grove, Ill.



5

Brian Strange
RHP / 6-1 / 200 / Jr. / R-R
Westfield, Mass.



6

Chance Resetich
UT / 5-11 / 185 / Sr. / R-R
Hall, Ill.



7

Kyle Miller
UT / 6-2 / 210 / Sr. / R-R
Eureka, Mo.



8

Ty Stauss
UT / 5-10 / 190 / Jr. / L-R
Wildwood, Mo.



9

Gunnar Doyle
UT / 6-0 / 190 / Sr. / L-L
Oak Creek, Wis.



10

Gavin Baldwin
UT / 6-2 / 230 / Jr. / R-R
Nashville, Ill.



11

Ben Palmer
INF / 6-3 / 180 / Sr. / R-R
Fridley, Minn.



12

Nolan Ackerman
C / 6-0 / 205 / Sr. / R-R
Parker, Colo.



13

Ian Riley
OF / 6-1 / 185 / Sr. / L-R
Austin, Texas



14

Peyton Leeper
UT / 5-11 / 200 / Sr. / S-R
Mokane, Mo.



15

Michael Mugaň
OF / 5-11 / 180 / Jr. / R-R
Seaside, Calif.



16

Payton Lawrence
RHP / 6-3 / 180 / Sr. / R-L
Dixon, Ill.



17

Josh Cameron
OF / 6-4 / 195 / Sr. / R-L
Pflugerville, Texas



18

Alex Hayes
LHP / 6-2 / 215 / Jr. / L-L
Muskego, Wis.



19

Sam Heyman
RHP / 6-2 / 180 / So. / R-R
Lafayette, Calif.



20

Shea McGahan
C / 6-0 / 190 / Jr. / R-R
St. Louis, Mo.



21

Logan Katen
LHP / 6-0 / 170 / Sr. / L-L
Wentzville, Mo.



22

Haden Dow
LHP / 6-1 / 200 / Sr. / L-L
St. John, New Brunswick



SOUTHEAST MISSOURI BASEBALL



2024 RADIO/TV ROSTER



23

Keoni Coloma
UT / 5-11 / 185 / Jr. / L-R
Pleasant Hill, Calif.



24

Collin Wilma
RHP / 6-4 / 190 / Sr. / R-R
Tinley Park, Ill.



25

Ethan Osborne
LHP / 6-1 / 180 / Jr. / L-L
Ashland, Mo.



26

Fischer Rausch
RHP / 6-5 / 237 / Sr. / R-R
St. Louis, Mo.



28

Anthony Klein
RHP / 6-1 / 225 / Jr. / R-R
Chesterfield, Mo.



30

Tommy Windt
UT / 6-3 / 212 / Jr. / R-R
Orland Park, Ill.



31

Gavin Johnston
RHP / 6-2 / 190 / So. / R-R
Arnold, Mo.




33

Brooks Kettering
INF / 5-11 / 175 / Fr.
Springfield, Mo.



35

Eddie White
RHP / 6-0 / 165 / So. / R-R
Kansas City, Mo.



36

Bryce Cannon
OF / 6-3 / 200 / Jr. / L-L
Santa Rosa, Calif.



38

Esteban Hernandez
RHP / 6-0 / 175 / Sr. / R-R
Yuma, Ariz.



Andy Sawyers
Head Coach
Eighth Year



Trevor Ezell
Associate Head Coach
Fourth Year



Matthew Kinney
Assistant Coach
Second Year



Tommy Gleason
Assistant Coach
First Year





SOUTHEAST MISSOURI BASEBALL



2024 SCHEDULE

February

16	at Dallas Baptist	3 p.m.
17	at Dallas Baptist	2 p.m.
18	at Dallas Baptist	1 p.m.
20	Murray State	3 p.m.
23	St. Thomas	3 p.m.
24	St. Thomas (DH)	12 p.m.
25	St. Thomas	1 p.m.
27	at Missouri	3 p.m.

March

1	Toledo	3 p.m.
2	Toledo (DH)	12 p.m.
3	Toledo	1 p.m.
5	Middle Tennessee	3 p.m.
8	at Marshall	5 p.m.
9	at Marshall	2 p.m.
10	at Marshall	12 p.m.
13	at Evansville	6 p.m.
15	Western Kentucky	6 p.m.
16	Western Kentucky	2 p.m.
17	Western Kentucky	1 p.m.
19	at Austin Peay	4 p.m.
22	at Eastern Illinois*	3 p.m.
23	at Eastern Illinois*	1 p.m.
24	at Eastern Illinois*	1 p.m.
26	at Missouri State	3 p.m.
28	SIU Edwardsville*	6 p.m.
29	SIU Edwardsville*	6 p.m.
30	SIU Edwardsville*	2 p.m.

April


2	Missouri State	3 p.m.
5	at Little Rock*	6 p.m.
6	at Little Rock*	4 p.m.
7	at Little Rock*	1 p.m.
9	at Southern Illinois	6 p.m.
12	Southern Indiana*	6 p.m.
13	Southern Indiana*	2 p.m.
14	Southern Indiana*	1 p.m.
16	at Murray State	5 p.m.
19	at Tennessee Tech*	6 p.m.
20	at Tennessee Tech*	2 p.m.
21	at Tennessee Tech*	1 p.m.
23	Southern Illinois	6 p.m.
26	Morehead State*	6 p.m.
27	Morehead State*	2 p.m.
28	Morehead State*	1 p.m.
30	Evansville	6 p.m.

May

3	at Lindenwood*	5 p.m.
4	at Lindenwood*	1 p.m.
5	at Lindenwood*	1 p.m.
10	at Western Illinois*	2 p.m.
11	at Western Illinois*	1 p.m.
12	at Western Illinois*	12 p.m.
16	UT Martin*	6 p.m.
17	UT Martin*	6 p.m.
18	UT Martin*	2 p.m.
22	OVC Tournament	Marion, Ill.
23	OVC Tournament	Marion, Ill.
24	OVC Tournament	Marion, Ill.
25	OVC Tournament	Marion, Ill.

All Times Central and Subject to Change
 * - Denotes Ohio Valley Conference Game
 Home Games in **Bold**





IN THIS SECTION | HEAD COACH ANDY SAWYERS • ASSOCIATE HEAD COACH TREVOR EZELL
ASSISTANT COACH MATTHEW KINNEY • ASSISTANT COACH TOMMY GLEASON

COACHES



SOUTHEAST MISSOURI BASEBALL



HEAD COACH ANDY SAWYERS



The 2024 season marks Andy Sawyers' eighth as Southeast Missouri's head coach.

In the last three years alone, Sawyers led SEMO to one Ohio Valley Conference regular-season title (2021), back-to-back OVC Tournament crowns (2021, 2022) and two NCAA Tournament appearances. For the first time in program history, the Redhawks claimed the league's OVC Tournament title and advanced to the NCAA Tournament in consecutive seasons during the

2021 and 2022 campaigns.

In 2023, the Redhawks finished fourth in the OVC with an overall record of 26-30 and 14-10 in league action. It was SEMO's third-straight winning record in OVC play. The Redhawks won a combined 47 conference games for an average of 15 per season over the previous three years.

The year before that, SEMO compiled a 37-22 overall record and finished second in the OVC with a 16-8 mark in 2022. The Redhawks, after dropping their first game of the conference tournament, won

three-straight elimination games to secure their second-straight OVC Tournament championship. SEMO outlasted top-seeded Belmont, 5-4, in 10 innings to get the title.

The Redhawks later represented the OVC at the NCAA Regional in Louisville, Kentucky. That trip came a year after SEMO advanced to the NCAA Regional in Oxford, Mississippi.

SEMO was nearly unbeatable at home in 2022, where it led the nation with a 23-2 record. The Redhawks won their first 14 games at Capaha Field en route to their best home record in program history. In addition, the Redhawks finished the year with 24 come-from-behind victories.

The Redhawks hit a program record 97 home runs with five players getting 10 or more. SEMO also had seven All-OVC selections, two American Baseball Coaches Association (ABCA)/Rawlings All-South Region picks and one draft pick (Andrew Keck, 10th round, Atlanta Braves) in 2022.

Academically, SEMO's baseball team recorded a 3.45 grade point average for its best fall term GPA in program history. During the 2021-22 academic year, the Redhawks had two OVC Medal of Honor recipients and 20 Commissioner's Honor Roll selections.

In terms of winning percentage, Sawyers' baseball program is the second-winningest in SEMO's Department of Athletics with a .546 percentage over the last eight seasons. The Redhawks accumulated a total of 220 wins and won at a .590 rate in OVC play (117-81). SEMO won 30 or more games two of the last three years.

Sawyers was named OVC Coach of the Year after leading SEMO to a sweep of league's regular-season and tournament titles in 2021. The Redhawks finished that championship season with an overall 30-22 record and 17-10 in the OVC. SEMO recorded 30 wins in a season for the first time with Sawyers at the helm and posted series wins in eight of its nine series against league foes in 2021.

Sawyers coached his first OVC Specialty Award-Winner when left-hander Dylan Dodd was tabbed the league's Pitcher of the Year.

Dodd later became the highest draft pick in program history when he was selected in the third round by the Atlanta Braves in the 2021 Major League Draft. Additionally, Dodd wrapped up his final college season as a Second-Team Collegiate Baseball All-American.

Statistically, SEMO led the OVC with 14 saves and a .967 fielding percentage after committing just 49 errors in 52 contests. The Redhawks were also second in the conference in wins as their 30 victories marked the most in a season in five years.

In 2020, SEMO had an overall record of 9-8 and a 2-1 mark in OVC play when its season abruptly ended due to a global COVID-19 pandemic. The Redhawks heated up to win seven of nine contests prior to the end of competition.

The Redhawks led the OVC in batting average (.314), hits (188), triples (9), plate appearances (707), at-bats (598), hit by pitch (26), stolen bases (36), fewest walks allowed (54) and fielding percentage (.976), and rated second in slugging percentage (.503), on-base percentage (.404), runs (129), RBI (121) and home runs (21) at the





SOUTHEAST MISSOURI BASEBALL



HEAD COACH ANDY SAWYERS

time their 2020 campaign came to a close. SEMO also ranked among the top 10 teams in the nation in hits (6th) and triples (8th).

Individually, Justin Dirden led the conference in slugging percentage (.900), RBI (26), home runs (9), hits (29), total bases (63) and stolen bases (9) before signing as an undrafted free agent with the Houston Astros.

Shortstop Tyler Wilber topped the OVC in runs (26) and center fielder Danny Wright tied a league-high with 29 hits when play was suspended.

Pitching wise, left-handers Dylan Dodd (2-1, 36 Ks) and Noah Niznik (3-0, 15 Ks) were a combined 5-1 with 51 strikeouts and two complete game shutouts through four starts in 2020.

Before they took the field in 2019, the Redhawks ushered in a state-of-the-art hitting facility adjacent to Capaha Field. The 4,000-square foot facility can fit up to four batting cages and is equipped with portable pitching mounds. It also had HitTrax Rapsodo technology which is used to enhance overall player performance through real-time stats and performance metrics.

SEMO went 23-32 during an injury-riddled 2019 campaign. The Redhawks played without five of their position starters for much of the season.

Despite the misfortune with injuries, SEMO had a pair of All-OVC performers in Wilber and Niznik.

A First-Team selection, Wilber led the OVC with a .383 batting average and was the Redhawks leader in hits (80) doubles (19), triples (3), RBI (40), slugging percentage (.531) and on-base percentage (.480).

Niznik, who landed a spot on the

All-Newcomer Team, started 13 games as a freshman. He led the team with a 3.63 ERA, ranked second in innings (62) and third in both strikeouts (49) and wins (3).

Sawyers guided the 2018 squad to the program's 13th consecutive OVC Tournament berth as the Redhawks finished 27-30 overall and second in the conference with a 20-10 record.

That team produced three First-Team All-OVC performers, including Carlos Vega, Trevor Ezell and Dirden.

Sawyers was hired as the sixth head coach in program history on July 29, 2016.

In his first year as an NCAA Division I head coach in 2017, Sawyers led the Redhawks to a winning season (29-26 overall, 16-14 OVC). He also picked up his first career OVC Tournament win along the way.

First-Team pick Dan Holst, Second-Team selections Brian Lees, Chris Osborne, Justin Murphy and Clay Chandler, and All-Newcomer Team member Danny Wright formed a group of six All-OVC players in Sawyers' debut season as a Division I head coach.

In all, Sawyers has over two decades worth of collegiate coaching experience.

Prior to arriving in Cape Girardeau, he worked two seasons as the Associate Head Coach/Offensive Coordinator at Big 12 Conference member Kansas State. There, Sawyers oversaw the hitters and catchers, while helping coordinate recruiting efforts.

Sawyers has coached in two College World Series, two NCAA Super Regionals and nine NCAA Tournaments during his coaching



tenure. He has mentored 41 Major League Baseball draft picks, including two first-round selections and ten top-10 round picks.

The Wildcats ranked fourth in the Big 12 offensively with a .284 team batting average in 2016. K-State's offense registered a .400 slugging percentage and .372 on-base percentage, scored 335 runs, had 550 hits, belted 100 doubles, notched 17 triples, and finished with 30 home runs and 300 RBI.

Sawyers coached freshman Josh Rolette who garnered Louisville Slugger Freshman All-American honors in 2016. He also helped mentor Jake Scudder who was named Big 12 Newcomer of the Year. The Wildcats had three student-athletes on the All-Big 12 Teams that season.

The 2015 and 2016 campaigns were Sawyers' second stint at K-State.

He previously served as an assistant coach for the Wildcats in 2009 and 2010. Sawyers helped lead K-State to an 80-30-1 record

and the first two NCAA Regional appearances in school history over that span.

The 2009 season was a year of power for the Wildcats under Sawyers. The team hit 22 triples and 58 home runs, most in both categories since 1997. The offense shined when it came to stolen bases as the 149 steals were second-most in the nation and just two shy of breaking the Big 12 record. Overall, the team finished among Big 12 leaders in on-base percentage (2nd, .399), runs scored (2nd, 458), hits (2nd, 675), RBI (2nd, 420), doubles (3rd, 123), and fewest strikeouts (4th, 393).

Six Wildcats claimed All-Big 12 honors in 2009, including outfielder Nick Martini, who also garnered Louisville Slugger Freshman All-America honors, and Justin Bloxom and Carter Jurica, who finished fourth and eighth, respectively, in the Big 12 in batting average.

The 2010 squad matched the success of 2009 by also reaching the NCAA postseason, and the



SOUTHEAST MISSOURI BASEBALL



HEAD COACH ANDY SAWYERS

offense topped the previous season totals in batting average (.323 in 2010; .317 in 2009), runs per game (7.6 vs. 7.4) and OBP (.426 vs. .399).

Before K-State, Sawyers spent four seasons as Associate Head Coach at Texas A&M (2011-14). Those four seasons at Texas A&M represented the end of Sawyers' five-year stint with the Aggies after he spent 2008 as a volunteer assistant coach.

In each of those five seasons, Sawyers helped Texas A&M reach an NCAA Regional while also winning a pair of Big 12 championships. In addition, he coached standouts Tyler Naquin - 2011 Big 12 Player of the Year, All-American and a first round pick by the Cleveland Indians in 2012 - and Krey Bratson, a 2011 Freshman All-American.

Before his appointment at Texas A&M in 2008, Sawyers worked with current Aggie head coach Rob Childress as an assistant coach and recruiting coordinator at Nebraska from 2003-07.

While in Lincoln, he helped the Huskers earn four trips to the NCAA Tournament, including an appearance at the 2005 College World Series. Sawyers, who lettered two years at Nebraska, worked with 12 Huskers who were selected in the MLB Draft, including Alex Collegiate Baseball.

After working as the volunteer assistant at Nebraska in 2000, Sawyers worked the 2001 and 2002 seasons as head coach at Hutchinson Community College, compiling an 87-30 record and two postseason berths. In 2001, the Dragons went 40-16 and won the Jayhawk West Sub-Regional, while the 2002 squad set a school record

Sawyers' Year-by-Year Records

Year	School	Assignment	Record	Conf./Finish	Postseason
1999	Northwestern State	Volunteer Assistant	38-21	18-9/2nd	-
2000	Nebraska	Volunteer Assistant	51-17	21-9/2nd	NCAA Super Regional
2001	Hutchinson CC	Head Coach	40-16	-	Sub-Regional
2002	Hutchinson CC	Head Coach	47-11	-	Sub-Regional
2003	Nebraska	Assistant Coach	47-18	20-7/1st	NCAA Regional
2004	Nebraska	Assistant Coach	36-23	11-16/8th	-
2005	Nebraska	Assistant Coach	57-15	19-8/1st	NCAA College World Series
2006	Nebraska	Assistant Coach	42-17	17-10/3rd	NCAA Regional
2007	Nebraska	Assistant Coach	32-27	14-13/4th	NCAA Regional
2008	Texas A&M	Volunteer Assistant	46-19	19-8/1st	NCAA Super Regional
2009	Kansas State	Assistant Coach	43-18-1	14-11-1/4th	NCAA Regional
2010	Kansas State	Assistant Coach	37-22	14-12/3rd	NCAA Regional
2011	Texas A&M	Associate Head Coach	47-22	19-8/t1st	NCAA College World Series
2012	Texas A&M	Associate Head Coach	43-18	16-8/2nd	NCAA Regional
2013	Texas A&M	Associate Head Coach	34-29	13-16/6th	NCAA Regional
2014	Texas A&M	Associate Head Coach	36-26	14-16/5th	NCAA Regional
2015	Kansas State	Associate Head Coach	27-30	10-14/6th	-
2016	Kansas State	Associate Head Coach	26-31	8-16/8th	-
2017	Southeast Missouri	Head Coach	29-26	16-14/5th	OVC Tournament
2018	Southeast Missouri	Head Coach	27-30	20-10/2nd	OVC Tournament
2019	Southeast Missouri	Head Coach	23-32	10-20/10th	-
2020*	Southeast Missouri	Head Coach	9-8	2-1	-
2021	Southeast Missouri	Head Coach	30-22	17-10/1st	NCAA Regional
2022	Southeast Missouri	Head Coach	37-22	16-8/2nd	NCAA Regional
2023	Southeast Missouri	Head Coach	26-30	14-10/4th	OVC Tournament

* - Season ended due to COVID-19 pandemic

Overall Record as a Head Coach: 268-197 (9 years)

Record at Southeast Missouri, 181-170, 95-73 Ohio Valley Conference (7 years)
Record at Hutchinson CC, 87-27 (2 years)
Record as a college associate head coach, 213-156
Record as a college assistant coach, 294-140-1
Record as a volunteer assistant coach, 135-57

Coaching Honors

2021 OVC Coach of the Year

with 47 wins and was ranked as high as seventh by the NJCAA.

Sawyers' coaching career began at Northwestern (La.) State in 1999 as a volunteer assistant coach, helping the Demons finish second in the Southland Conference.

He first played collegiately at Point Loma (Calif.) Nazarene College in 1994. Following a year off, he played at Mendocino (Calif.) Junior College in 1996 before finishing up his playing career at Nebraska.

A native of Willits, California, Sawyers received his bachelor (1998) and master's (2000) degrees from Nebraska. He is married to the former Dena Lindeblad and the couple have two sons, Andrew James (A.J.) and Alex.



SOUTHEAST MISSOURI BASEBALL



ASSISTANT COACHES



Trevor Ezell was elevated to Associate Head Coach for Southeast Missouri's baseball program on Dec. 6, 2022.

During the 2023 season, SEMO had three players hit over .300 under Ezell's leadership. Danny Sperling paved the way with a .304 batting average, while Josh Cameron and Jevon Mason each hit .304. Cameron earned Second-Team All-Ohio Valley Conference honors.

As a team, the Redhawk offense ranked third in the OVC in runs scored (359) and RBI (330) a year ago. SEMO hitters were also hit by pitch a total of 91 times, second-most among league schools.

In his first year as SEMO's full-time hitting coach in 2022, Ezell led the OVC Champion Redhawks to a program record 97 home runs in 2022. Four different players hit .317 or better with 10 or more home runs that year. Additionally, SEMO hitters had over 400 (405) RBI in a season for the first time since 2016.

Before taking over that role, Ezell worked as the Redhawks Director of Offensive Player Development, where he handled various administrative duties and assisted with stat compilation, analytical breakdown, video analysis and scouting.

A native of Bryant, Arkansas, Ezell returned to Cape Girardeau following a two-year stint in Minor League Baseball. He was signed by the Tampa Bay Rays during the summer of 2019 after making a trip to the College World Series at the University of Arkansas.

Ezell wrapped up his college career with the Razorbacks after spending four years at SEMO. He earned both First-Team and Second-Team All-Ohio Valley Conference honors. Ezell started 181 games and accumulated 251 hits, 194 runs, 128 RBI, 48 stolen bases and 45 doubles in his career. He also hit .336, boasted a .495 slugging percentage and held a .967 fielding percentage during his time as a Redhawk.

In his final college season, Ezell hit .329 with a team-high 25 doubles and 72 runs scored en route to Second-Team All-SEC and SEC All-Defensive Team accolades at Arkansas in 2019. His 72 runs also ranked fourth in the SEC and 11th in the nation. Additionally, Ezell was the Razorbacks top hitter in the 2019 NCAA Tournament hitting .459 with 17 hits, six doubles, two home runs and eight RBI in eight contests.



Matthew Kinney in his second stint as Southeast Missouri's pitching coach.

Kinney returned to SEMO in 2023 after spending the fall at Davidson and one year at Army West Point as pitching coach and recruiting coordinator.

In his return to Cape Girardeau last season, Kinney coached Kyle Miller who broke the program's all-time career saves record. He also mentored four other pitchers who earned All-Ohio Valley Conference laurels during the 2023 campaign.

Starting pitcher Noah Niznik claimed First-Team All-OVC honors, while left-hander Haden Dow

picked up Second-Team All-OVC accolades in his first year with the Redhawks. Meanwhile, right-handers Gavin Johnston and Eddie White were named to the league's All-Freshman Team.

Kinney's pitching staff led the OVC in strikeouts (455), strikeouts looking (138) and opposing batting average (.267), while ranking second in innings pitched (478.1) in 2023.

Prior to his moves to Davidson and Army, Kinney was with the Redhawks from 2016-21 working first as a volunteer assistant before taking over as pitching coach and recruiting coordinator. He helped



SOUTHEAST MISSOURI BASEBALL



ASSISTANT COACHES

SEMO win the 2021 OVC regular-season and tournament titles, and advance to the NCAA Oxford Regional hosted by Ole Miss. Two of his SEMO pitchers were drafted by Major League Baseball teams.

At Army, Kinney oversaw a pitching staff that led the Patriot League that led the Patriot League in ERA, shutouts, strikeout-to-walk ratio, hits allowed per nine innings and batting average against. The staff featured Patriot League Pitcher of the Year Connelly Early and two all-conference honorees.

Kinney earned his finance degree from Belmont and his master's in sport management from Florida State in 2016.

As a player at Belmont, he helped the Bruins to the 2012 Atlantic Sun

Conference regular season and tournament championships and a berth in the Baton Rouge Regional. He split time as a pitcher and outfielder before pitching full-time in 2015, when he posted a 1.80 ERA and struck out 62 in 35 relief appearances.

Kinney played the 2016 season at Florida State and reached the Gainesville Super Regional with the Seminoles. That year, he was 3-0 with a 2.49 ERA in 27 relief appearances.

He also played for and coached with the Cotuit Kettleers in the Cape Cod League.

Kinney is married to the former Allyson Bradshaw, who played basketball at SEMO. ,



Tommy Gleason enters his first season as at Southeast Missouri and brings with him a wealth of knowledge working in and around the game of baseball.

A native of Hopkins, Minnesota, Gleason played four seasons at Luther College from 2016-2019, where he graduated with a degree in Management.

Following his playing career, Gleason started his coaching career at Augustana University in South Dakota (2020-21) as an assistant coach under National Champion Head Coach Tim Huber. There he worked with the catchers and hitters, coaching three All-Americans in 2021, including catcher Will Olson.

Throughout his duration at Augustana, Gleason coached seven All-Conference and five All-Region selections. Augustana led the NSIC in nearly every offensive category during the 2021 season (Hits, Doubles, Triples, Home Runs, RBIs,

Total Bases, Slugging %, OPS., and Stolen Bases).

In 2022, Gleason worked for ELITE Sports Advising, a company that helps top prospects reach the next level in baseball. Gleason saw 13 players working with ELITE get drafted and over 50 players commit to Division I schools.

Gleason spent the 2023 campaign at Southeastern Community College as an assistant coach/recruiting coordinator under Justin Schulte. There he worked with the outfielders and hitters.

Southeastern CC went to the NJCAA World Series for just the second time in program history and was national runner-up in the final game. Gleason was part of a Region 11 championship, a Great Plains District Championship, and the most wins in Southeastern CC program history with 49.

Gleason is the son of Charles and Kathleen Gleason.





IN THIS SECTION | RETURNING PLAYER & NEWCOMER PROFILES

PROFILES



SOUTHEAST MISSOURI BASEBALL



PROFILES



2023: Started 39 of the 44 games he played at catcher during his first season at Southeast Missouri...Hit .196 with 27 hits, 14 runs scored, six doubles and 10 RBI...Boasted a .995 fielding percentage and committed only two errors... Posted a season-high two hits on six occasions...Knocked in two runs a total of three times... Went 2-for-2 with two RBI and a walk in his first career NCAA Division I start at Abilene Christian (2/26)...Ohio Valley Conference Commissioner's Honor Roll selection.

College of San Mateo: Team Captain and Second-Team All-Conference selection in 2022... Hit .333 with 24 runs scored, 44 hits, nine doubles and 24 RBI in 36 games and 34 starts as a sophomore...As a freshman, also

hit over .300 as his team's third-leading hitter...Hit .317 with 19 hits, three doubles, two triples, a pair of home runs and 10 RBI... Had two stolen bases...Started 15 of his 19 games played.

Prep: Attended Chapparral High School in Parker, Colorado... Hit .279 with two runs, 24 hits, six doubles and nine RBI in 28 games as a senior...As a junior, he hit .394 with 26 hits, eight RBI, three doubles and a triple...Boasted a .386 batting average with four doubles as a sophomore.

Personal: Born November 30, 2000...Majoring in Sport Management...Son of Dusty and Debbie Ackerman.

// Career-Highs

At-Bats	6	at Morehead State (4/22/23)
Runs	2	at Southern Indiana (4/6/23)
Hits	2	6x, last vs. Little Rock (4/2/23)
Doubles	1	6x, last at UT Martin (5/12/23)
Triples	-	-
Home Runs	-	-
RBI	2	3x, last at Morehead State (4/22/23)
Stolen Bases	-	-



Kaskaskia College: Started 53 games in 2023...Hit .362 with 63 hits, 45 runs scored, 16 doubles, one triple, 11 home runs and 62 RBI...Led the team in runs scored, doubles, home runs, RBI and slugging percentage (.655).

John A. Logan College: Attended John A. Logan College as a freshman...Hit .250 with three home runs, 11 runs and 15 RBI in 29 games.

Prep: Graduated from Nashville Community High School... Started and lettered all four

years as a prep...Finished with a career batting average of .375 and 30 home runs...Earned All-State, All-Conference and All-South accolades... Was part of three conference championships and two regional titles...Also a member of the football team where he claimed All-Conference honors as both a defensive end and tight end.

Personal: Born March 13, 2003... Majoring in Finance...Son of Brock and Andrea Baldwin...His father, Brock, is a SEMO alum.

Nolan Ackerman's Career Statistics at Southeast Missouri

Year	Avg.	GP-GS	AB	R	H	2B	3B	HR	RBI	TB	SLG%	BB	HBP	SO	GDP	OB%	SF	SH	SB-ATT	PO	A	E	FLD%
2023	.196	44-39	138	14	27	6	0	0	10	33	.239	12	2	27	5	.268	1	7	0-0	353	22	2	.995

Nolan Ackerman's Career Statistics in Ohio Valley Conference Games

Year	Avg.	GP-GS	AB	R	H	2B	3B	HR	RBI	TB	SLG%	BB	HBP	SO	GDP	OB%	SF	SH	SB-ATT	PO	A	E	FLD%
2023	.169	24-23	83	9	14	3	0	0	5	17	.205	8	1	17	2	.250	0	4	0-0	204	10	1	.995



SOUTHEAST MISSOURI BASEBALL



PROFILES



2023: Second-Team All-Ohio Valley Conference honoree... Garnered OVC Player of the Week accolades on Feb. 27... Only Redhawk to start all 56 games in his first season of NCAA Division I baseball...Hit .304 with 52 runs scored, 66 hits, 14 doubles, four triples, 16 home runs and 51 RBI... Drew 28 walks and was hit by pitch 11 times...Ranked first on the team in hits, doubles, triples, home runs, RBI, slugging percentage (.627) and stolen bases (13-of-14)...Also boasted a .410 on-base percentage... SEMO's top hitter in OVC play with a .362 batting average... Hit 12 of his round-trippers against league opponents... Topped the Redhawks with 23 multiple-hit games and 13 multi-RBI performances... Had three or more hits on five

occasions and knocked in three or more runs in eight games... Had a 10-game hitting streak from Apr. 4-22...Went 4-for-5 with two home runs, four runs scored and four RBI in the series opener at Southern Indiana (4/6)...Collected nine hits, three home runs, a double and nine runs scored in that series alone... Added three hits, two runs and a double in the season-opener at Central Arkansas (2/17)... Homered in back-to-back games a total of four times during the season...Registered a season-high six RBI on a pair of home runs vs. Lindenwood (4/30)... Ranked among the OVC's top 10 leaders in slugging percentage (6th), runs (7th), RBI (t8th), triples (t4th), hit by pitch (t8th), total plate appearances (6th, 259) and at-bats (6th, 217)...

OVC Commissioner's Honor Roll selection.

2022: Did not play due to NCAA Division I transfer regulations.

Butler CC: First-Team National Junior College Athletic Association (NJCAA) All-American at Butler Community College...Finished his career as one of the best junior college power hitters in the country and one of the best in Butler's program history...Hit .412 and ranked second in the NJCAA with 25 home runs in 52 games in 2021...Ended the year with 73 RBI and 63 runs scored to go along with an on-base percentage of .518 and slugging percentage of .925, good for third nationally...Added 14 doubles, two triples and had 166 total bases leading the Kansas Jayhawk Community College Conference (KJCCC) in all those categories...Was designated hitter much of the season, but

also played a handful of games in the outfield...Also earned First-Team All-KJCCC and All-Region VI accolades...Was a finalist for the Greater Wichita Area Athlete of the Year Award.

Clarendon College: Played in six games at Clarendon College in 2020...Had five hits, three runs and four RBI.

Prep: Played in 68 games and hit .258 with 29 runs, 42 hits, 33 RBI, 15 doubles and a triple in three varsity seasons at Hendrickson High School...Finished his career with a .267 batting average, 17 runs, 20 hits, six doubles and 16 RBI as a senior...Had 12 runs, 21 hits, 17 RBI and nine doubles, while hitting .269 in 35 games his junior year...Also played football.

Personal: Majoring in General Studies...Son of Allen Cameron and Stacy Powell.

// Career-Highs

At-Bats	5	16x, last vs. Eastern Illinois (5/24/23)
Runs	4	2x, last at Southern Indiana (4/6/23)
Hits	4	at Southern Indiana (4/6/23)
Doubles	2	vs. Tennessee Tech (4/15/23)
Triples	1	4x, last vs. Lindenwood (4/28/23)
Home Runs	2	4x, last vs. Lindenwood (4/30/23)
RBI	6	vs. Lindenwood (4/30/23)
Stolen Bases	2	vs. Evansville (3/1/23)

Josh Cameron's Career Statistics at Southeast Missouri

Year	Avg.	GP-GS	AB	R	H	2B	3B	HR	RBI	TB	SLG%	BB	HBP	SO	GDP	OB%	SF	SH	SB-ATT	PO	A	E	FLD%
2023	.304	56-56	217	52	66	14	4	16	51	136	.627	28	11	55	2	.410	0	3	13-14	140	0	3	.979

Josh Cameron's Career Statistics in Ohio Valley Conference Games

Year	Avg.	GP-GS	AB	R	H	2B	3B	HR	RBI	TB	SLG%	BB	HBP	SO	GDP	OB%	SF	SH	SB-ATT	PO	A	E	FLD%
2023	.365	24-24	96	31	35	8	1	12	34	81	.844	15	5	23	2	.474	0	0	7-7	51	0	1	.981



SOUTHEAST MISSOURI BASEBALL



PROFILES



CAMERON
Rothmink



KEONI
COLOMA

UTILITY PLAYER / 5-11 / 185 / L-R / JR. / PLEASANT HILL, CALIF.
DE LA SALLE H.S. / COLLEGE OF SAN MATEO

College of San Mateo:

Spent the 2023 season at the College of San Mateo...Hit .292 with 30 runs, 35 hits, eight doubles, two triples, two home runs and 23 RBI in 34 games and 31 starts as a sophomore... Also ranked third on the team with 11 stolen bases.

Prep:

Started two years and was a three-year letterman at De La Salle High School...Hit .386 with a .474 slugging percentage and .393 on-base percentage as a junior...Won his team's Silver Slugger Award as a freshman.

Personal: Born March 28, 2002...Majoring in Business Administration...Son of Burton and Susan Coloma.

Diablo Valley College:

Began his college career at Diablo Valley College...Saw action in 39 games hitting .308 with 31 runs, two home runs, 11 stolen bases and 26 RBI as a freshman in 2022.



BRYCE
CANNON

OUTFIELD / 6-3 / 200 / L-L / JR. / SANTA ROSA, CALIF.
MARIA CARRILLO H.S. / SANTA ROSA JC

Santa Rosa Junior College:

Played two seasons...Garnered Second-Team All-Conference laurels...Hit .321 with seven home runs, seven doubles, 34 runs scored, 30 RBI, a .473 on-base percentage and .571 slugging percentage as a sophomore...Started 25 games as a freshman...Hit .214 with 12 runs, 22 hits, four doubles, a triple, two home runs and 15 RBI that year.

Prep: Three-year starter at Maria Carrillo High School... Claimed First-Team All-Conference honors as a junior and senior, and was a second-team pick his sophomore year.

Personal: Born May 24, 2002...Majoring in Corporate Communication...Son of Brad and Lisa Cannon.





SOUTHEAST MISSOURI BASEBALL



PROFILES



Iowa Central CC: Two-year starter at Iowa Central Community College...Helped lead Iowa Central to a combined 84 wins over the last two years, including 46 in 2023...As a freshman, he ranked second on the team in batting average (.378) and first in doubles (14)... Also added 52 runs scored, 68 hits, eight home runs and a team-high 63 RBI...His .532 on-base percentage was highest on the team and his .589 slugging percentage rated second that season...In 2023, he started all 57 games, hitting .259 with 48 runs, 50 hits, 12 doubles, one triple and 11 home runs.

Prep: Graduated from West Des Moines Valley High School... Three-year starter...As a senior,

he hit .332 with five home runs en route to First-Team All-District accolades...Hit .315 as a junior, where he was named Academic All-Conference...Had a career-best .495 batting average and again claimed Academic All-Conference honors as a sophomore...Was also a member of the wrestling team...Placed four times at at state...Two-time state finalist who ranks among the school's top 10 wrestlers in career wins...First four-time state semifinalist in school history and was the first to win at a state tournament.

Personal: Born January 10, 2003...Majoring in Accounting... Son of Shawn and Amy Corbin.



2023: Named Second-Team All-Ohio Valley Conference in his first NCAA Division I season...Posted a 4-3 record and 4.55 ERA in 14 starts...Ranked second on the team in starts and innings pitched (63.1)... Finished third on the team with 51 strikeouts...Compiled a 3-1 record with a 3.38 ERA and 34 strikeouts in 40 innings over eight OVC starts...Allowed just three hits and collected a season-high 10 strikeouts in 7.2 innings vs. Butler (3/12), his longest outing and first career win...Struck out eight in five innings at Morehead State (4/23)...Made first career start at Central Arkansas (2/19)...

OVC Commissioner's Honor Roll selection.

Cloud County CC: Spent the 2021 and 2022 seasons at Cloud County Community College...In 2022, went 3-2 with a 6.34 ERA in 12 appearances and eight starts...Struck out 48 and walked 14 in 38.1 innings...Opponents hit .265 against him...Redshirted as a true freshman in 2021.

Prep: Went to Prospects Academy High School in New Brunswick, Canada.

Personal: Born December 21, 2000...Majoring in Agribusiness... Son of Doug and Vera Breen Dow.

// Career-Highs

Innings Pitched.....
Fewest Hits.....
Most Hits.....
Fewest Runs.....
Most Runs.....
Fewest Walks.....
Strikeouts.....

Haden Dow's Career Statistics at Southeast Missouri

Year	ERA	W-L	APP	GS	CG	SHO	SV	IP	H	R	ER	BB	SO	2B	3B	HR	AB	B/Avg.	WP	HBP	BK	SFA	SHA
2023	4.55	4-3	14	14	0	0	0	63.1	59	38	32	20	51	11	1	8	269	.249	3	5	0	3	4

Haden Dow's Career Statistics in Ohio Valley Conference Games

Year	ERA	W-L	APP	GS	CG	SHO	SV	IP	H	R	ER	BB	SO	2B	3B	HR	AB	B/Avg.	WP	HBP	BK	SFA	SHA
2023	3.38	3-1	8	8	0	0	0	40.0	34	20	15	11	34	6	0	4	164	.228	2	2	0	1	1



SOUTHEAST MISSOURI BASEBALL



PROFILES



2023: Logged 16 starts, including five at first base, four at second base and seven as designated hitter... Participated in 27 games and hit .246 with nine runs, 14 hits, two doubles, one home run and eight RBI...Had a season-high two hits vs. Milwaukee (3/4) and Western Illinois (3/17)... Also had a season-best three RBI against the Leathernecks... Scored a season-high two runs vs. Butler (3/11) and at UT Martin (5/14)...Hit safely in three of his last four games of the season...Ohio Valley Conference Commissioner's Honor Roll selection.

Madison College: All-Conference selection...Started 55 of 56 games in 2022...Helped lead the Wolfpack to a 50-10 record and an appearance in

the NJCAA Division II World Series...Ranked fourth on the team with a .377 batting average...Tied for third with 53 runs scored, tied for second with 72 hits and ranked fourth with nine stolen bases...Added 10 doubles, two triples, one home run and 53 RBI, second-most on the team...Boasted a .465 on-base percentage...As a freshman in 2021, played in 51 games...Helped Madison College win a N4C and Region 4 title, and placed in the top six at the NJCAA Division II World Series... Hit .356 with 58 hits, 51 runs, and a team-leading 48 RBI... Produced 14 extra base hits and stole 11 bases.

Prep: Three-sport athlete at Oak Creek High School competing in baseball, football and track & field...Seven-

time letterwinner...Four-year participant and three-time letterwinner in baseball... Earned first-team honors in the Southeastern Conference as a junior...WBCA Third-Team All-State as a junior...Two-year participant and two-time letterwinner in football and track

& field... Selected Second-Team All-Conference as a senior in football...Honor Roll member.

Personal: Born February 8, 2002...Majoring in General Studies...Son of Tim and Jamie Doyle...Has two brothers, Sean and Reece, and a sister, Lylah.

// Career-Highs

At-Bats	5	at SIU Edwardsville (3/25/23)
Runs	2	2x, last at UT Martin (5/14/23)
Hits	2	2x, last vs. Western Illinois (3/17/23)
Doubles	1	3x, last at UT Martin (5/12/23)
Triples	-	-
Home Runs	1	at UT Martin (5/14/23)
RBI	3	vs. Western Illinois (3/17/23)
Stolen Bases	1	vs. Western Illinois (3/17/23)



Madison College: Pitched two seasons at Madison College...Named First-Team All-Region 4 and Second-Team All-N4C as a sophomore in 2023...Helped lead the WolfPack to both N4C and Region 4 titles

as well as their 12th appearance at the NJCAA Division II World Series...Went undefeated with a 8-0 record in 13 appearances and 12 starts...Led the team with 84 strikeouts in 74 innings... Also had a 3.16 ERA...Madison

Gunnar Doyle's Career Statistics at Southeast Missouri

Year	Avg.	GP-GS	AB	R	H	2B	3B	HR	RBI	TB	SLG%	BB	HBP	SO	GDP	OB%	SF	SH	SB-ATT	PO	A	E	FLD%
2023	.246	27-16	57	9	14	2	0	1	8	19	.333	12	2	21	0	.389	1	1	1-2	44	16	1	.984

Gunnar Doyle's Career Statistics in Ohio Valley Conference Games

Year	Avg.	GP-GS	AB	R	H	2B	3B	HR	RBI	TB	SLG%	BB	HBP	SO	GDP	OB%	SF	SH	SB-ATT	PO	A	E	FLD%
2023	.286	11-6	21	4	6	1	0	1	4	10	.476	4	1	8	0	.407	1	0	0-0	3	0	0	1.000



SOUTHEAST MISSOURI BASEBALL



PROFILES

College went 44-12 overall...As a freshman in 2022, put together a 4-1 record and accumulated a 4.09 ERA in 14 games and four starts...Recorded 41 strikeouts in 41 innings and picked up two saves...The WolfPack finished with a school record 50 wins (50-10) and were runner-up at the NJCAA Division II World Series.

Prep: Played baseball and football at Muskego High

School...Two-year participant and two-time letterman in baseball...Named First-Team All-Classic 8 Conference as a senior...Selected as a WBCA Senior All-Star...Earned Prep Baseball Report (PBR) First-Team All-State accolades... Played one season in football.

Personal: Born January 6, 2003...Majoring in Sports Management...Son of Jim and Leslie Hayes.

South Mountain CC: Played the 2021 and 2022 seasons at South Mountain Community College... In 2022, played in 43 games and hit .248 with 28 hits and 25 runs in 113 at-bats... Posted four doubles, a home run, 13 RBI and 12 stolen bases...Had six games where he scored multiple runs, including a season-high three in a win at Gateway CC...Had a season-high four hits in a win over Western Nebraska CC... Homered and had a season-high three RBI in a victory at Mesa CC...Registered a season-high three stolen bases at Chandler-Gilbert CC...As a pitcher, he appeared in seven games and made two starts...Tossed 12 innings with 10 strikeouts and three walks...Posted a 3.75 ERA with seven runs allowed, five of which were earned...Collected a season-high three strikeouts in two games...In 2021, saw action in 40 games for the Cougars and

posted a .298 batting average with 24 runs, two doubles, three triples, a home run, 13 RBI and five stolen bases...Scored a season-high three runs in a win over Central Arizona...Had a season-best three hits twice... Finished three games with a season-high two RBI...Scored two runs in three contests... Talled two hits in eight games... Homered in a win at Paradise Valley CC...Helped turn 14 double plays on the infield.

Prep: Earned First-Team All-Region honors and was named his team's Most Valuable Player at Cibola High School... Graduated in 2020.

Personal: Born February 7, 2002...Majoring in Biomedical Sciences...Son of Claudia and Gildardo Hernandez...Has two siblings: Gildardo Jr. and Greta.



2023: Made 19 appearances, including 15 in relief...Started four games...Put together a 2-2 record with 37 strikeouts and just eight walks in 37.2 innings of work...Struck out a season-high six and walked none in four innings during his first career start at Morehead State (4/22)... Earned his first career win

against the Eagles...Posted three strikeouts and allowed only two hits in seven scoreless innings to beat Lindenwood (4/29) for his other win...His longest outing of the season was against the Lions...Went 2-0 in Ohio Valley Conference play.

// Career-Highs

Innings Pitched.....	7.0	vs. Lindenwood (4/29/23)
Fewest Hits.....	0	3x, last vs. Eastern Illinois (5/20/23)
Most Hits.....	5	2x, last at Kansas State (5/6/23)
Fewest Runs.....	0	9x, last vs. Eastern Illinois (5/20/23)
Most Runs.....	5	at Kansas State (5/6/23)
Fewest Walks.....	0	13x, last vs. Eastern Illinois (5/24/23)
Strikeouts.....	6	at Morehead State (4/22/23)

Esteban Hernandez's Career Statistics at Southeast Missouri

Year	ERA	W-L	APP	GS	CG	SHO	SV	IP	H	R	ER	BB	SO	2B	3B	HR	AB	B/Avg.	WP	HBP	BK	SFA	SHA
2023	5.97	2-2	19	4	0	0	0	37.2	37	25	25	8	37	3	1	8	161	.252	3	6	0	0	0

Esteban Hernandez's Career Statistics in Ohio Valley Conference Games

Year	ERA	W-L	APP	GS	CG	SHO	SV	IP	H	R	ER	BB	SO	2B	3B	HR	AB	B/Avg.	WP	HBP	BK	SFA	SHA
2023	3.86	2-0	9	3	0	0	0	23.1	15	10	10	4	27	1	0	5	89	.183	1	3	0	0	0



SOUTHEAST MISSOURI BASEBALL



PROFILES



HEYMAN



19
SAM HEYMAN
RIGHT-HANDED PITCHER / 6-2 / 180 / R-R / SO. / LAFAYETTE, CALIF.
ACALANES H.S. / CHABOT COLLEGE

Chabot College: Pitched his freshman season at Chabot College...Posted a 7-2 record and 2.07 ERA in 16 appearances and eight starts...Tossed two complete games...Struck out 56 in 65 innings...Ranked second on the team in ERA and tied for first in wins...His 16 appearances also tied for most on the team.

Prep: Four-year starter at Acalanes High School...Boasted a staggering 0.66 ERA as a senior...Also hit .290 that year... As a freshman, was part of a conference championship team that had the best record in school history...Also played football, where he accumulated 1,905 all-purpose yards and scored 27 touchdowns in 19

games between his freshman and sophomore seasons.

Management...Son of Geoff and Karen Heyman.

Personal: Born November 19, 2002...Majoring in Sports



31
GAVIN JOHNSTON
RIGHT-HANDED PITCHER / 6-2 / 190 / R-R / SO. / ARNOLD, MO.
SECKMAN H.S.

2023: Named to the Ohio Valley Conference All-Freshman Team...Tied for second on the team with 19 appearances as a freshman...Finished with a 0-1 record and one save...Collected 29 strikeouts in 25.2 innings... Combined on one shutout... Longest relief appearance was 2.2 innings at Southern Indiana (4/7)...Threw one scoreless inning with one strikeout to pick up his first career save at Morehead State (4/22)... Finished with a season-high four strikeouts in 1.2 innings vs. Southern Illinois (4/25)... Had three strikeouts vs. Murray State (5/2).

Prep: All-Conference selection and Player of the Year at Seckman High School...Hit .403 with 31 hits, 33 runs scored, nine doubles, three triples, five home runs and 27 RBI as a senior...Boasted a .526 on-base percentage and .792 slugging percentage that year, as well...Went 6-1 with a 1.34 ERA in 10 appearances and nine starts...Finished his senior campaign with 68 strikeouts in 52.3 innings...Threw four complete games...Was named St. Louis Post-Dispatch Athlete of the Week on May 4, 2022... As a junior, put together a 3-1 record on the mound with 36 strikeouts in 28 innings over six appearances and five starts.

Gavin Johnston's Career Statistics at Southeast Missouri

Year	ERA	W-L	APP	GS	CG	SHO	SV	IP	H	R	ER	BB	SO	2B	3B	HR	AB	B/Avg.	WP	HBP	BK	SFA	SHA
2023	4.56	0-1	19	0	0	0	1	25.2	25	16	13	14	29	8	0	2	120	.243	8	2	0	1	0

Gavin Johnston's Career Statistics in Ohio Valley Conference Games

Year	ERA	W-L	APP	GS	CG	SHO	SV	IP	H	R	ER	BB	SO	2B	3B	HR	AB	B/Avg.	WP	HBP	BK	SFA	SHA
2023	4.26	0-0	9	0	0	0	1	12.2	14	6	6	7	11	4	0	2	61	.264	4	0	0	1	0



SOUTHEAST MISSOURI BASEBALL



PROFILES

Personal: Born October 29, 2003...Majoring in Early Childhood Education...Son of Joe and Stacey Johnston.

// Career-Highs

Innings Pitched.....	2.2	at Southern Indiana (4/7/23)
Fewest Hits.....	0	6x, last at Kansas State (5/5/23)
Most Hits.....	3	5x, last at UT Martin (5/12/23)
Fewest Runs.....	0	12x, last vs. Eastern Illinois (5/19/23)
Most Runs.....	3	3x, last at Morehead State (4/21/23)
Fewest Walks.....	0	8x, last at UT Martin (5/14/23)
Strikeouts.....	4	vs. Southern Illinois (4/25/23)

Conference...Finished the 2022 campaign with a 6-1 record and 4.21 ERA in 17 appearances and one start...Struck out 49 in 47 innings and walked 17...Went 6-0 before taking his only loss of the season in his only start vs. McKendree (5/7)...Recorded a season-high nine strikeouts and did not allow a walk in 4.2 scoreless relief innings during a win over Indiana (3/18)...Struck out seven vs. Minnesota-Duluth (3/10) and at Missouri-St. Louis (4/14)...In 2021, pitched in 10 games...Struck out 19 in 131 innings of work...Posted a 1-1

record...Tossed 1.1 innings and allowed only one hit to get his first career win against Drury.

Prep: Went to Wentzville-Holt High School...Finished his junior season with a 2.33 ERA and 39 strikeouts in 29 innings... Named to the All-District and All-Conference teams multiple times throughout his high school career.

Personal: Majoring in Exercise Science...Son of Justin and Cari Katen...Has two siblings, Austin and Riley.



// Career-Highs

Innings Pitched.....	2.2	2x, last vs. Little Rock (4/1/23)
Fewest Hits.....	0	8x, last at Kansas State (5/6/23)
Most Hits.....	3	3x, last at Southern Indiana (4/7/23)
Fewest Runs.....	0	11x, last at Kansas State (5/6/23)
Most Runs.....	3	4x, last vs. Lindenwood (4/30/23)
Fewest Walks.....	0	9x, last vs. Tennessee Tech (4/15/23)
Strikeouts.....	4	at Central Arkansas (2/18/23)

2023: Went 1-2 with two saves in 19 relief appearances in his first season with the Redhawks... Tied for second on the team in appearances...Recorded 19 strikeouts in 21.1 innings and held opponents to a .217 batting average...Had a season-high four strikeouts during the first game his pitched at Central Arkansas (2/18)...Earned his first career save after tossing one scoreless inning with a strikeout vs. Milwaukee (3/4)...

Got the final out vs. Butler (3/12) to nail down his other save... Picked up his first career out of the bullpen vs. Tennessee Tech (4/15)...Longest outing was 2.2 innings vs. Milwaukee (3/5) and Little Rock (4/1)...Ohio Valley Conference Commissioner's Honor Roll selection.

Lindenwood: Pitched two seasons at Lindenwood University, one of the newest members in the Ohio Valley



Logan Katen's Career Statistics at Southeast Missouri

Year	ERA	W-L	APP	GS	CG	SHO	SV	IP	H	R	ER	BB	SO	2B	3B	HR	AB	B/Avg.	WP	HBP	BK	SFA	SHA
2023	7.59	1-2	19	0	0	0	2	21.1	18	18	18	15	19	5	0	3	102	.217	4	4	1	0	0

Logan Katen's Career Statistics in Ohio Valley Conference Games

Year	ERA	W-L	APP	GS	CG	SHO	SV	IP	H	R	ER	BB	SO	2B	3B	HR	AB	B/Avg.	WP	HBP	BK	SFA	SHA
2023	8.10	1-1	6	0	0	0	0	6.2	6	6	6	5	5	2	0	0	32	.240	3	2	0	0	0



SOUTHEAST MISSOURI BASEBALL



PROFILES



Prep: Three-year starter at Glendale High School...First-Team Class 5, All-District and unanimous All-Conference selection...Named the Ozarks Co-Position Player of the Year, Most Valuable Player of the Springfield Leadoff Club, First-Team All-O-Zone and was a finalist for Baseball Player of the Year for the Springfield Sports Commission Awards...Tabbed Glendale's baseball MVP...Hit .424 with 39 hits, eight doubles, two triples, four home runs, 38 runs scored and 23 stolen bases as a senior...Also boasted a .520 on-base percentage and .685 slugging percentage...Went 2-0 with one save and eight strikeouts in 10 innings pitched on the mound...Received the Glendale Silver Slugger and Gold Glove awards in addition to claiming First-Team All-State, All-District and All-Conference accolades as a junior...Hit .378

with 37 hits, nine doubles, five triples, one home run, 20 RBI, 40 runs and 18 stolen bases that season...Held an on-base percentage of .512 and slugging percentage of .602, as well... As a pitcher, he put together a 3-1 record with three saves, a 2.18 ERA and 26 strikeouts in 25.2 innings...Hit .319 with seven doubles, one triple, one home run, 35 runs, 27 RBI and 11 stolen bases his sophomore campaign... Additionally, he picked up three saves...First-Team All-Conference and All-District pick as a sophomore.

Personal: Born October 7, 2004...Majoring in xxxxxx...Son of Lance and Denise Kettering... Both of his parents are graduates of Missouri State...His father is the Executive Director of the Springfield Sports Commission...Played ice hockey from ages 4-14...His uncle,

Brent Thomas, was an assistant baseball coach at Missouri State from 1983-2014.



2022: Made five appearances, all in relief...Finished with four strikeouts in 3.1 innings... Tossed one inning at both Middle Tennessee (2/21) and Murray State (4/4)...Had two strikeouts against the Racers... Also had one strikeout at both Abilene Christian (2/26) and Kansas State (5/6)...Ohio Valley Conference Commissioner's Honor Roll selection.

2022: Named to the OVC All-Freshman Team...Compiled a 2-0 record and 4.70 ERA in 21 relief appearances...Recorded 36 strikeouts in 30.2 innings of work...Picked up his first career win when he struck out five in 3.2 scoreless no-hit innings at Saint Louis (3/29)...Registered five strikeouts in four innings

at Southern Illinois (4/26)... Finished with a season-high six strikeouts in two innings vs. Missouri State (5/10)...Pitched 1.1 innings with two strikeouts to earn first career OVC victory vs. SIU Edwardsville (5/27).

2021: Did not see game action.

Prep: Four-year starter at Parkway Central High School... Earned All-Conference honors in multiple prep seasons...First-Team All-Conference selection as a junior...Hit .296 with seven runs scored, seven doubles and 16 RBI, while posting a 1.83 ERA with a team-high 57 strikeouts in 34.3 innings in 2019...Hit .256 with 19 runs, six doubles and 17 RBI during the 2018 campaign... Compiled a 4-3 record with

Anthony Klein's Career Statistics at Southeast Missouri

Year	ERA	W-L	APP	GS	CG	SHO	SV	IP	H	R	ER	BB	SO	2B	3B	HR	AB	B/Avg.	WP	HBP	BK	SFA	SHA
2022	4.70	2-0	21	0	0	0	0	30.2	28	17	16	17	36	7	0	3	142	.237	6	6	0	1	0
2023	16.20	0-0	5	0	0	0	0	3.1	6	7	6	4	4	4	1	1	21	.375	0	1	0	0	0
Total	5.82	2-0	26	0	0	0	0	34.0	34	24	22	21	40	11	1	4	163	.254	6	7	0	1	0

Anthony Klein's Career Statistics in Ohio Valley Conference Games

Year	ERA	W-L	APP	GS	CG	SHO	SV	IP	H	R	ER	BB	SO	2B	3B	HR	AB	B/Avg.	WP	HBP	BK	SFA	SHA
2022	4.50	0-0	7	0	0	0	0	8.0	9	4	4	6	5	1	0	0	39	.300	1	2	0	1	0



SOUTHEAST MISSOURI BASEBALL



PROFILES

35 strikeouts in 49.7 innings... Finished with 30 strikeouts in 56.3 innings as a freshman.

Personal: Born August 20, 2001... Majoring in Exercise Science...Son of Rich and Michelle Klein...Has two sisters, Maria and Sophia.

Blackhawk College: All-Conference selection and two-year starting pitcher at Blackhawk College...Two-time NJCAA All-American...Put together a 8-2 record with a 1.63 ERA in 13 appearances and nine starts in 2022...Went over 100 (102) strikeouts as his team's top pitcher...Allowed just 22 walks in 71.2 innings...Tossed seven complete games and two shutouts...Opponents hit just .177 against him...Led Blackhawk College with a 10-2 record, 2.03 ERA and 116 strikeouts as a

freshman in 2021...Walked just 29 and held opponents to a .199 batting average...Pitched two shutouts and eight complete games his rookie season... Was teammates with Chance Resetch who also signed with Southeast Missouri.

Prep: Attended Dixon High School in Illinois.

Personal: Born January 27, 2001...Majoring in Sport Management...Son of Kyle and Melissa Lawrence.

// Career-Highs

Innings Pitched.....	4.0	at Southern Illinois (4/26/22)
Fewest Hits.....	0	7x, last at Kansas State (5/6/23)
Most Hits.....	5	vs. Missouri State (5/10/22)
Fewest Runs.....	0	10x, last at Kansas State (5/6/23)
Most Runs.....	4	vs. Missouri State (5/10/22)
Fewest Walks.....	0	10x, last at Abilene Christian (2/26/23)
Strikeouts.....	6	vs. Missouri State (5/10/22)



2023: Started nine of his 16 appearances in his first season at Southeast Missouri...Compiled a 3-2 record with 57 strikeouts in 50 innings...Opponents hit .243 against him...Tied for third on the team in wins and ranked second in strikeouts...Four of his starts were in Ohio Valley Conference play...Recorded eight strikeouts and allowed only one run in 4.2 innings during his first career start

at Abilene Christian (2/26)... That outing resulted in a no-decision...Earned his first career win out of the bullpen vs. Milwaukee (3/4)...Struck out seven in 8.1 scoreless innings to beat Western Illinois (3/18)... Added eight strikeouts at SIU Edwardsville (3/25) and later had a season-high 10 strikeouts in six innings vs. Murray State (5/2).

// Career-Highs

Innings Pitched.....	4.0	at Southern Illinois (4/26/22)
Fewest Hits.....	0	7x, last at Kansas State (5/6/23)
Most Hits.....	5	vs. Missouri State (5/10/22)
Fewest Runs.....	0	10x, last at Kansas State (5/6/23)
Most Runs.....	4	vs. Missouri State (5/10/22)
Fewest Walks.....	0	10x, last at Abilene Christian (2/26/23)
Strikeouts.....	6	vs. Missouri State (5/10/22)



Payton Lawrence's Career Statistics at Southeast Missouri

Year	ERA	W-L	APP	GS	CG	SHO	SV	IP	H	R	ER	BB	SO	2B	3B	HR	AB	B/Avg.	WP	HBP	BK	SFA	SHA
2023	5.40	3-2	16	9	0	0	0	50.0	46	33	30	21	57	10	1	7	221	.243	6	7	0	3	1

Payton Lawrence's Career Statistics in Ohio Valley Conference Games

Year	ERA	W-L	APP	GS	CG	SHO	SV	IP	H	R	ER	BB	SO	2B	3B	HR	AB	B/Avg.	WP	HBP	BK	SFA	SHA
2023	11.48	0-1	6	4	0	0	0	13.1	20	20	17	9	17	5	1	4	74	.333	0	4	0	0	1



SOUTHEAST MISSOURI BASEBALL



PROFILES



2023: Started 55 of the 56 games he played at shortstop... Hit .285 with 47 runs scored, 51 hits, 11 doubles, two triples, nine home runs and 38 RBI... Tallied 93 total bases and had a .520 slugging percentage... Registered a team-best .432 on-base percentage and added seven stolen bases... Ranked third on the team in runs scored, tied for second in doubles and rated third in home runs... Started all 24 games in Ohio Valley Conference play... Had multiple-hits on 13 occasions and drove in two or more runs seven times... Reached base in his last 28 games of the season... Notched season-highs in hits (three) and home runs (2) at

Kansas State (5/6)...Hit safely in seven of his last nine starts of the year...Added a season-best five RBI at Southern Indiana (4/6).

2022: Started 54 games at third base...Hit .226 with 45 runs, six doubles, six home runs and 29 RBI...Was a perfect 7-of-7 in stolen bases...Had multiple hits in 13 contests and drove in two or more runs six times...Had a nine-game hitting streak early in the season from Mar. 5-19... Hit a grand slam and scored two runs in the series-opener vs. Valparaiso (3/12)...Homered in all three games of the Valparaiso series...Hit a home run in four-straight games from Mar.

8-13...Had a season-high three hits when he went 3-for-4 at Austin Peay (4/3)...Drew three walks and had three RBI at Belmont (5/1)...Scored a season-best three runs in Southeast Missouri's win at Ole Miss (4/19) and vs. Morehead State (4/23)...Ohio Valley Conference Commissioner's Honor Roll selection...Earned SEMO's first OVC Player of the Week honor of the season on Mar. 14.

2021: Named to the 2021 OVC All-Tournament Team...Started 48 games at third base...Hit .228 with 32 runs scored, 10 doubles, a team-high four triples and 14 RBI...Tied for second in the league in triples and ranked first in sacrifice bunts (9)...Rated 22nd in the nation in sacrifice bunts and 28th in triples...Hit .455 with three runs scored, two doubles, one RBI and two stolen bases at the OVC Tournament... Hit a one-out walk off single to give Southeast Missouri a win over Illinois State (3/5)... Recorded multiple-hits on seven occasions.

2020 (Shortened due to COVID-19): Played in 12 games and logged eight starts at third base...Scored three runs, had two hits and walked five times... First career hit came on a single vs. Ohio (2/28)...Had a single, one walk and scored all three of his runs at UT Martin (3/7)... Drew a pair of walks at UL Monroe (2/14).

Prep: Four-year starter at South Callaway High School...Earned First-Team All-State honors all four of his prep seasons...Two-time Conference and District Most Valuable Player...Hit .442 and went undefeated with a 10-0 record and 0.61 ERA on the mound as a senior...Recorded a 1.15 ERA with 78 strikeouts and hit .410 as a junior...Helped lead South Callaway to a Class 3 State Championship in 2017... Also played football, where he was a two-time All-State defensive back...Earned All-District honors as a defensive back in 2016 and quarterback in 2018.

Peyton Leeper's Career Statistics at Southeast Missouri

Year	Avg.	GP-GS	AB	R	H	2B	3B	HR	RBI	TB	SLG%	BB	HBP	SO	GDP	OB%	SF	SH	SB-ATT	PO	A	E	FLD%
2020	.074	12-8	27	3	2	0	0	0	0	2	.074	5	1	11	0	.242	0	1	0-1	4	15	2	.905
2021	.228	48-48	158	32	36	10	4	0	14	54	.342	27	9	40	1	.367	2	9	6-9	34	87	10	.924
2022	.226	57-54	195	45	44	6	0	6	29	68	.349	40	7	46	6	.373	2	6	7-7	35	79	13	.898
2023	.285	56-55	179	47	51	11	2	9	38	93	.520	36	12	28	4	.432	2	4	7-8	80	121	20	.910
Total	.238	173-165	559	127	133	27	6	15	81	217	.388	108	29	125	11	.385	6	20	20-25	153	302	45	.910

Peyton Leeper's Career Statistics in Ohio Valley Conference Games

Year	Avg.	GP-GS	AB	R	H	2B	3B	HR	RBI	TB	SLG%	BB	HBP	SO	GDP	OB%	SF	SH	SB-ATT	PO	A	E	FLD%
2020	.500	2-0	2	3	1	0	0	0	0	1	.500	1	0	0	0	.667	0	0	0-0	0	1	0	1.000
2021	.200	26-26	90	14	18	6	1	0	8	26	.289	8	6	23	1	.305	1	7	2-5	19	60	6	.929
2022	.184	23-22	76	9	14	2	0	0	7	16	.211	14	3	16	3	.326	2	3	2-2	10	30	4	.909
2023	.289	24-24	83	28	24	8	1	4	22	46	.554	15	7	9	2	.430	2	0	3-4	32	56	8	.917
Total	.227	75-72	251	54	57	16	2	4	37	89	.355	38	16	48	6	.358	5	10	7-11	61	147	18	.920



SOUTHEAST MISSOURI BASEBALL



PROFILES

Personal: Born January 5, 2001...Majoring in Corporate Communication...Son of Richard and Debbie Leeper...

His sister, Karli, played softball at Columbia College...His older brother, Hunter, played baseball at SEMO from 2015-16.

// Career-Highs

At-Bats	6	vs. Valparaiso (3/13/22)
Runs	3	6x, last vs. Lindenwood (4/28/23)
Hits	3	2x, last at Morehead State (4/23/23)
Doubles	1	25x, last vs. Eastern Illinois (5/18/23)
Triples	1	6x, last vs. Lindenwood (4/28/23)
Home Runs	2	at Kansas State (5/6/23)
RBI	5	at Southern Indiana (4/6/23)
Stolen Bases	2	at Arkansas State (3/8/22)



Johnson County CC: Was one of the top catchers in junior college baseball as a sophomore at Johnson County Community College...Garnered All-Kansas

Jayhawk Community College Conference honorable mention honors...Was selected to the NJCAA Plains District All-Tournament Team...Played in 40

games and made 36 starts...Hit a team-best .450 (54-for-120) with seven doubles, a triple, seven home runs, 36 runs scored and 43 RBI...Drew 20 walks and finished with 18 multiple-hit games and 12 multiple-RBI outings...Boasted a .996 fielding percentage, committing just one error in 253 chances...His .450 batting average was the 12th highest for a season in program history, and ranks fifth all-time on the career records list...Opened the season with two singles and an RBI in a 9-7 win over North Arkansas (2/5)... Hit a solo home run, singled and scored three times in a 14-4 win over Southwestern (2/18) ...Doubled, homered, scored three runs and drove in two vs. Southwestern (3/19)...Started a season-long nine-game hitting streak with two singles, two runs and an RBI in a 9-0 win at Cowley (4/22)...Went 3-for-3 with a double, triple, two runs and four RBI vs. Baker (4/29)... Followed that up by going 4-for-4 with a double, home run, two runs and five RBI at Labette (5/3)...Began the Region 6/ Plains District Tournament with three hits, including a double, home run and three RBI vs. Colby (5/10)...Went 4-for-6 with a double, home run, two runs scored and two RBI in a victory over Butler in the quarterfinals (5/18)...Helped Johnson County CC win the Region 6/Plains District Championship and advance to the NJCAA World Series...Hit a team World Series record .833 (5-for-6) with two

home runs, six runs scored, four walks and five RBI...Set a team game record and overall tournament record with four walks and scored three times, tying the second-most runs in a game to help JCCC to a 16-4 win over Salt Lake in the first round of the consolation bracket (5/28).

Missouri: Participated in six games as a reserve during his freshman season at Missouri... Went 2-for-4 with a home run and four RBI...Recorded his first collegiate hit with a single at Nicholls (2/19/22)...Hit a grand slam at Southern (2/23)... Was perfect fielding in six opportunities behind the plate.

Prep: Three-year starter at Lindbergh High School...Did not play the 2020 season due to the COVID-19 pandemic... Rated among the top 500 prospects in the country and No. 41 at catcher, and ranked as the eighth best recruit from Missouri and the No. 2 catcher in the state by Perfect Game...2021 Perfect Game Preseason All-American...Three-time Perfect Game Preseason Underclass All-American... Earned Top Prospect List and Team recognition at 2021 World Showcase...Named First-Team All-State 6A by the Missouri Baseball Coaches Association as a senior...Was a three-time All-Suburban West Conference performer...Earned second-team accolades as a freshman and first-team his sophomore and



SOUTHEAST MISSOURI BASEBALL



PROFILES

senior years...Led Lindbergh in batting average (.527), on-base percentage (.636), slugging percentage (.769), hits (48) runs (46), triples (4), stolen bases (24) and was second in doubles (8) his senior year...Only struck out eight times in 121 plate appearances...Had a team-best 21-game hitting streak during the season...Collected 16 multiple-hit games and six multiple-RBI performances in 2021...The Flyers won 25 games and fell just short of a trip to the Final Four...As a sophomore,

hit .291 (23-for-96) with four doubles, three triples, 22 runs and 13 RBI...Had seven multi-hit and four multi-RBI games that year as well...Stole a team-high 13 bases...Hit at a .300 clip as a freshman (27-for-90) with two doubles, a triple, a home run, two runs scored and 19 RBI... Posted multiple-hits on eight occasions.

Personal: Born September 24, 2002...Majoring in Communications...Son of Ian and Ann McGahan.

with 15 strikeouts in Ohio Valley Conference play...Struck out two in two innings to claim his only win of the season at SIU Edwardsville (3/26)...Longest outing was 5.2 innings where he did not allow a run and struck out three vs. Western Illinois (3/19)...Had a season-high four strikeouts in 2.1 innings at Morehead State (4/22).

2022: Second-Team All-OVC and OVC All-Tournament Team selection...Southeast Missouri's closer who went 8-4 with a 3.35 ERA and six saves in 24 relief appearances...Led the Redhawks in wins...Struck out 47 and walked 14 in 45.2 innings... Tossed six scoreless innings with four strikeouts and allowed just three hits in his first win of the season at #22 Dallas Baptist (2/18)...Won the league's first OVC Pitcher of the Week honor (2/20)...Started the year at 3-0 on the mound after also beating Bellarmine (2/26) and Valparaiso (3/16)...Had a season-high five strikeouts on three occasions vs. Valparaiso (3/13)...and Morehead State (4/22, 4/23)... Did not allow a run in his first four appearances of the season

which spanned 10.2 innings... Longest outing of the season was six innings at Dallas Baptist (2/18)...Was credited with a save in four-straight outings from Mar. 16-27.

2021: Claimed OVC All-Tournament honors and was named to the OVC All-Freshman Team...Compiled a 4-2 record with a 3.86 ERA in 20 appearances and five starts... Ranked second on the team with five saves...Rated third on the team with 52 strikeouts in 51.1 innings...Also walked 15 and combined on a shutout... Pitched a complete game victory and allowed only two hits with 10 strikeouts to beat Murray State (5/30) in the OVC Tournament winner-take-all final...He no-hit the Racers for eight innings in that contest... Recorded seven strikeouts in 6.1 innings during a win at SIU Edwardsville (3/13)...Allowed just one run and struck out three in six innings to beat Illinois State (3/7) in his first career start... OVC Commissioner's Honor Roll selection.



2023: Broke Southeast Missouri's all-time career saves record when he recorded the final out vs. Little Rock (4/1)... Tied for first on the team with 21 appearances, all out of the

bullpen...Led the Redhawks with six saves...Held a 1-2 record and struck out 30 in 32.1 innings... Combined on one shutout and walked 10...Pitched in 10 games and put together a 1-1 record

Kyle Miller's Career Statistics at Southeast Missouri

Year	ERA	W-L	APP	GS	CG	SHO	SV	IP	H	R	ER	BB	SO	2B	3B	HR	AB	B/Avg.	WP	HBP	BK	SFA	SHA
2021	3.86	4-2	20	5	1	0	5	51.1	54	25	22	15	52	17	3	3	225	.271	5	3	0	6	2
2022	3.35	8-4	24	0	0	0	6	45.2	41	20	17	14	47	7	3	7	191	.237	0	0	0	0	4
2023	6.96	1-2	21	0	0	0	6	32.1	43	29	25	10	30	6	2	7	153	.323	2	3	0	2	5
Total	4.45	13-8	65	5	1	0	17	129.1	138	74	64	39	129	30	8	17	569	.273	7	6	0	8	11

Kyle Miller's Career Statistics in Ohio Valley Conference Games

Year	ERA	W-L	APP	GS	CG	SHO	SV	IP	H	R	ER	BB	SO	2B	3B	HR	AB	B/Avg.	WP	HBP	BK	SFA	SHA
2021	4.05	2-1	11	3	0	0	4	26.2	28	15	12	9	28	12	1	1	119	.269	3	2	0	3	1
2022	4.63	5-2	12	0	0	0	3	23.1	20	12	12	7	25	3	1	6	95	.238	0	0	0	0	4
2023	7.24	1-1	10	0	0	0	4	13.2	18	11	11	4	15	3	2	2	65	.321	1	2	0	1	2
Total	4.95	8-4	33	3	0	0	11	63.2	66	38	35	20	68	18	4	9	279	.270	4	4	0	4	7



SOUTHEAST MISSOURI BASEBALL



PROFILES

Prep: Attended Eureka High School...Did not play in 2020 due to COVID-19...Hit .320 with 12 runs scored, a team-high seven doubles, one triple, a home run and eight RBI in 2019...Posted a .433 on-base percentage and .560 slugging percentage...Hit

.308 with five runs, a home run and eight RBI in 2018.

Personal: Born December 8, 2001...Majoring in Finance...Son of Shawn and Holly Miller...Has one brother, Jack.

// Career-Highs

Innings Pitched.....	9.0	vs. Murray State (5/30/21)
Fewest Hits.....	0	9x, last vs. Tennessee Tech (4/16/23)
Most Hits.....	9	vs. Austin Peay (3/20/21)
Fewest Runs.....	0	27x, last vs. Eastern Illinois (5/24/23)
Most Runs.....	5	vs. Austin Peay (3/20/21)
Fewest Walks.....	0	36x, last at UT Martin (5/14/23)
Strikeouts.....	10	vs. Murray State (5/30/21)



Monterey Peninsula College:

Played his sophomore season at Monterey Peninsula College... Led the team with a .400 batting average, 66 hits, 11 home runs, 50 RBI, 46 runs scored, 25 stolen bases and .691 slugging percentage...Broke the school's single-season hits record and tied the single-season RBI record...Earned team Most Valuable Player honors and was a 2023 PGCBL All-Star.

Prep:

Graduated from Monterey High School...Three-time captain...Hit .400 and drove in 28 runs in 29 games as a junior... Struck out only five times in 110 plate appearances...Four-year starter...First-Team All-Conference and All-State pick... Let his team to a conference title in 2019...Also played football...WCC All-Academic honorable mention selection and ranked in the top-five of his class in grade point average.

Santa Clara: Hit .222 with two runs scored, 16 hits, two doubles, a triple and 11 RBI in 2022...Redshirted as a true freshman in 2021.

Personal: Born May 2, 2002... Majoring in Corporate Communication...Son of Paul and Leslie Mugan.



SEMO

BASEBALL



SOUTHEAST MISSOURI BASEBALL



PROFILES



2023: Put together a 3-3 record over 13 appearances and two starts...Finished with 14 strikeouts and walked eight in 19.1 innings...Tied for third on the team in wins...Pitched in four Ohio Valley Conference games, all in relief...Had a season-high three strikeouts in 4.1 innings during his first start of the season at Missouri State (3/14)...Pitched his longest outing against the Bears... Beat Milwaukee (3/5), Western Illinois (3/19) and Evansville (3/19) for his victories...OVC Commissioner's Honor Roll selection.

2022: Named to the OVC All-Freshman Team...Compiled a 2-1 record in 15 appearances and five starts...Made two starts in

the Redhawks weekend rotation, one at the OVC Tournament and two during the midweek... Had 29 strikeouts and walked 10 in 31.2 innings pitched... Tossed 1.1 scoreless innings out of the bullpen to pick up his first career win vs. Arkansas State (4/5)...Recorded a season-high five strikeouts in three innings of a no-decision at Belmont (5/1), his first career weekend start...Struck out four and allowed two runs on three hits in six innings to beat UT Martin (5/15)...Logged his first career start at Indiana State (3/15), where he had four strikeouts in two innings...Struck out nine in 10.1 innings over three appearances and two starts against OVC foes...

OVC Commissioner's Honor Roll selection.

Prep: Went to Southern Boone High School...Ranked as the #7 left-handed pitcher in the state by Prep Baseball Report (PBR)... All-District and All-Conference performer in multiple seasons... Was named Class 4 All-State as a sophomore...Went 11-3 with 94

strikeouts and a 1.22 ERA in 103 innings between his sophomore and junior campaigns...Was a member of the 2019 Missouri Junior Sunbelt Team, where he tossed a complete game shutout for a tournament win.

Personal: Majoring in Computer Science...Son of David and Leigh Osborne.

// Career-Highs

Innings Pitched.....	6.0	vs. UT Martin (5/15/22)
Fewest Hits.....	0	4x, last vs. Eastern Illinois (5/19/23) at Belmont (5/1/22)
Most Hits.....	8	
Fewest Runs.....	0	10x, last vs. Eastern Illinois (5/19/23) at Oklahoma State (5/8/22)
Most Runs.....	7	
Fewest Walks.....	0	16x, last vs. Eastern Illinois (5/19/23) at Belmont (5/1/22)
Strikeouts.....	5	



Ethan Osborne's Career Statistics at Southeast Missouri

Year	ERA	W-L	APP	GS	CG	SHO	SV	IP	H	R	ER	BB	SO	2B	3B	HR	AB	B/Avg.	WP	HBP	BK	SFA	SHA
2022	8.24	2-1	15	5	0	0	0	31.2	49	30	29	10	29	6	1	8	154	.358	1	4	1	2	0
2023	7.45	3-3	13	2	0	0	0	19.1	26	17	16	8	14	4	0	8	92	.313	2	0	0	1	0
Total	7.94	5-4	28	7	0	0	0	51.0	75	47	45	18	43	10	1	16	246	.341	3	4	1	3	0

Ethan Osborne's Career Statistics in Ohio Valley Conference Games

Year	ERA	W-L	APP	GS	CG	SHO	SV	IP	H	R	ER	BB	SO	2B	3B	HR	AB	B/Avg.	WP	HBP	BK	SFA	SHA
2022	4.35	1-0	3	2	0	0	0	10.1	12	5	5	1	9	2	0	2	41	.300	0	0	0	0	0
2023	8.31	0-1	4	0	0	0	0	4.1	6	4	4	1	3	1	0	4	20	.316	0	0	0	0	0
Total	5.52	1-1	7	2	0	0	0	14.2	18	9	9	2	12	3	0	6	61	.305	0	0	0	0	0



SOUTHEAST MISSOURI BASEBALL



PROFILES



2-for-2 vs. Louisville (6/3) at the NCAA Regional.

in 49 games during the 2021 campaign...Saw action in six games and had two hits in 2020.

Iowa Western: 2021 National Junior College Athletic Association (NJCAA) Division I Baseball ABCA/Rawling Gold Glove winner...Played two seasons with the Reivers...

Prep: Attended Totino-Grace High School in Fridley, Minnesota...Played for the Minnesota Icemen travel team.

Hit .348 with 30 runs scored, 13 doubles, three triples, one home run, 16 walks and 45 RBI

Personal: Majoring in Sport Management...Son of Lisa Simon.

2023: Played in 30 games and made 20 starts on the infield... Started 13 games at second base, six at third and one at shortstop...Hit .214 with 11 runs, one double, a home run and nine RBI...Drew five walks and registered one stolen base...Had a season-high two hits on four occasions...Went 2-for-4 with a run scored, home run and two RBI at Southern Indiana (4/7)... Finished at 2-for-4 with with two runs scored vs. Western Illinois (3/18)...Ohio Valley Conference Commissioner's Honor Roll selection.

triple, five home runs and 28 RBI...Stole 7-of-8 bases walked 16 times and was hit by a pitch on six occasions...Started 23 of 24 Ohio Valley Conference games...Had seven two-hit games...Had a hit and a walk in his first career NCAA Division I start at #22 Dallas Baptist (2/18)...Hit his first career home run at Missouri State (3/19)... Hit a three-run home run vs. SIU Edwardsville (3/27)...Ended the year on a five-game hitting streak...Went 2-for-2 with a season-high three runs scored and four RBI, and a triple vs. Valparaiso (3/13)...Hit safely and scored in all three games of the Belmont series (4/29-5/1)... Homered in the first two games of that series, as well...Went

2022: Logged 48 starts at second base and five at third in his first season with the Redhawks...Hit .212 with 39 runs scored, 38 hits, five doubles, a

// Career-Highs

At-Bats	7	vs. Western Illinois (3/19/23)
Runs	3	vs. Valparaiso (3/13/22)
Hits	2	11x, last vs. Eastern Illinois (5/24/23)
Doubles	1	6x, last vs. Eastern Illinois (5/24/23)
Triples	1	vs. Valparaiso (3/13/22)
Home Runs	1	6x, last at Southern Indiana (4/7/23)
RBI	4	vs. Valparaiso (3/13/22)
Stolen Bases	1	8x, vs. Western Illinois (3/19/23)



Ben Palmer's Career Statistics at Southeast Missouri

Year	Avg.	GP-GS	AB	R	H	2B	3B	HR	RBI	TB	SLG%	BB	HBP	SO	GDP	OB%	SF	SH	SB-ATT	PO	A	E	FLD%
2022	.212	57-53	179	39	38	5	1	5	28	60	.335	16	6	49	1	.297	1	5	7-8	81	124	10	.953
2023	.214	30-20	70	11	15	1	0	1	9	19	.271	5	1	20	2	.266	3	4	1-2	33	41	6	.925
Total	.213	87-73	249	50	53	6	1	6	37	79	.317	21	7	69	3	.288	4	9	8-10	114	165	16	.946

Ben Palmer's Career Statistics in Ohio Valley Conference Games

Year	Avg.	GP-GS	AB	R	H	2B	3B	HR	RBI	TB	SLG%	BB	HBP	SO	GDP	OB%	SF	SH	SB-ATT	PO	A	E	FLD%
2022	.200	24-23	80	14	16	3	0	4	12	31	.388	2	1	21	0	.229	0	2	0-0	32	54	4	.956
2023	.194	15-10	36	7	7	0	0	1	6	10	.278	2	0	11	2	.220	3	2	0-0	16	19	1	.972
Total	.198	39-33	116	21	23	3	0	5	18	41	.353	4	1	32	2	.226	3	4	0-0	48	73	5	.960



SOUTHEAST MISSOURI BASEBALL



PROFILES



2023: Appeared in 17 games and made one start...Ranked third on the team in appearances... Posted a 1-0 record with 31 strikeouts and 18 walks in 18.2 innings of work...Opponents hit just .225 against him...Gave up 13 earned runs which tied for second lowest on the team... Made his first career start vs. Evansville (3/1)...Struck out one in 1.2 innings of a no-decision against the Purple Aces...Worked a season-long 2.1 innings with four strikeouts and one run allowed vs. Western Illinois (3/17)...Matched his season-high of four strikeouts on three other occasions.

2022: Pitched seven games in relief...Recorded three strikeouts in five innings...Threw one

scoreless inning at Indiana State (3/15) and at Tennessee Tech (4/14)...Had one strikeout at Dallas Baptist (2/20), at Tennessee Tech (4/14) and at Missouri (5/3)...Longest outing was one inning in three of his appearances.

2021: Made 12 relief appearances...Combined on one shutout and finished with a 3.38 ERA...Struck out 26 in 16 innings of work...Allowed 11 hits and seven walks...Longest outing was two innings on three occasions...Had four strikeouts at Belmont (4/30) and vs. Murray State (5/29)... Did not allow a run in nine of his appearances...Tossed two innings with a season-high five strikeouts in his Southeast

Missouri debut vs. Illinois State (3/6)...Did not give up a walk in eight of his outings.

2020 (Shortened due to COVID-19): Did not see action.

Prep: Earned First-Team All-Conference honors in multiple seasons...Hit .365 with 19 runs scored, 19 hits, three home runs and 22 RBI as a senior at Valley Park High School...Had a .515 on-base percentage and .615 slugging percentage...Went 4-1 with 68 strikeouts in 30 innings

over eight starts on the mound... Finished with a .304 batting average, 22 runs scored, seven doubles, a triple and 26 RBI as a junior...Posted an undefeated 7-0 record with a 0.48 ERA and 98 strikeouts in 44 innings that year.

Personal: Born September 12, 2000...Majoring in Corporate Communication...Son of Scott and Christine Rausch...Both of his parents graduated from Missouri State.

// Career-Highs

Innings Pitched.....	2.1	vs. Western Illinois (3/17/23)
Fewest Hits.....	0	8x, last at Kansas State (5/6/23)
Most Hits.....	3	vs. Lindenwood (4/30/23)
Fewest Runs.....	0	20x, last vs. Tennessee Tech (4/16/23)
Most Runs.....	3	vs. Lindenwood (4/30/23)
Fewest Walks.....	0	4x, last at Morehead State (4/21/23)
Strikeouts.....	4	4x, last at Morehead State (4/21/23)



Fischer Rausch's Career Statistics at Southeast Missouri

Year	ERA	W-L	APP	GS	CG	SHO	SV	IP	H	R	ER	BB	SO	2B	3B	HR	AB	B/Avg.	WP	HBP	BK	SFA	SHA
2021	3.38	0-0	13	0	0	0	0	16.0	11	6	6	7	26	4	1	1	71	.180	7	3	1	0	0
2022	7.20	0-0	7	0	0	0	0	5.0	4	4	4	7	3	2	0	0	26	.235	1	0	0	1	1
2023	6.27	1-0	17	1	0	0	0	18.2	16	14	13	18	31	2	1	2	92	.225	2	1	0	2	0
Total	5.22	1-0	37	1	0	0	0	39.2	31	24	23	32	60	8	2	3	189	.208	10	4	1	3	1

Fischer Rausch's Career Statistics in Ohio Valley Conference Games

Year	ERA	W-L	APP	GS	CG	SHO	SV	IP	H	R	ER	BB	SO	2B	3B	HR	AB	B/Avg.	WP	HBP	BK	SFA	SHA
2021	3.68	0-0	6	0	0	0	0	7.1	6	3	3	2	10	2	1	0	31	.214	1	1	1	0	0
2022	0.00	0-0	2	0	0	0	0	1.2	2	0	0	0	1	0	0	0	7	.286	0	0	0	0	0
2023	7.36	1-0	6	0	0	0	0	7.1	7	7	6	5	14	1	0	2	35	.233	0	0	0	0	0
Total	4.96	1-0	14	0	0	0	0	16.1	15	10	9	7	25	3	1	2	73	.231	1	1	1	0	0



SOUTHEAST MISSOURI BASEBALL



PROFILES



2023: Started 50 of 54 games in his first season at Southeast Missouri...Logged 27 of his starts at second base and the other 23 at third...Hit .285 with 57 hits, 44 runs scored, 11 doubles, four triples, five home runs and 37 RBI...Drew 11 walks and was hit by pitch 13 times... Tallied six stolen bases and ranked fourth on the team in that category...Was SEMO's fifth-leading hitter...Ranked second on the team in doubles and tied for first in triples... His 38 RBI tied for third on the team...Started 22 Ohio Valley Conference games, hitting .333 in those contests...Finished with multiple-hits in 15 games, third-most on the team...Tied for second with 12 multi-RBI performances...Notched three or

more hits in six games...Posted back-to-back four-hit games vs. Little Rock (4/1, 4/2)...Went 9-for-14 with four runs scored, four RBI, a double and one triple in that series...Tied his season-high of four hits vs. Tennessee Tech (4/15)...Posted a season-best four RBI at Murray State (4/4)...OVC Commissioner's Honor Roll Selection.

Black Hawk College: 2021-22 Male Student-Athlete of the Year...Graduated with a 3.47 GPA...Set four single-season records and was named Academic All-Conference... Team Captain...Two-time All-Region and All-Conference honoree...Two-year starter... Was teammates with Payton Lawrence who also signed with

Southeast Missouri...In 2022, hit .376 as Black Hawk College's home run leader with 11 round-trippers...Led the team with 65 hits, 16 doubles, 55 RBI and a .671 slugging percentage... Ranked second on the team with 13 stolen bases...Hit .350 and led the team with 10 home runs as a freshman in 2021... Scored a team-high 77 runs and led the team with 78 hits and 28

doubles...Stole 17 bases and had 39 RBI...Boasted a .436 on-base percentage and .628 slugging percentage.

Prep: Attended Hall High School in Spring Valley, Illinois.

Personal: Born November 30, 2000...Majoring in General Studies...Son of Kim Resetich and Betsy Sobin.

// Career-Highs

At-Bats	6	2x, last at Southern Indiana (4/6/23)
Runs	4	at Southern Indiana (4/8/23)
Hits	4	3x, last vs. Tennessee Tech (4/15/23)
Doubles	1	11x, last vs. Eastern Illinois (5/18/23)
Triples	1	4x, last at Southern Indiana (4/8/23)
Home Runs	1	5x, last vs. Southern Illinois (4/25/23)
RBI	4	at Murray State (4/4/23)
Stolen Bases	1	6x, last at Morehead State (4/23/23)



Chance Resetich's Career Statistics at Southeast Missouri

Year	Avg.	GP-GS	AB	R	H	2B	3B	HR	RBI	TB	SLG%	BB	HBP	SO	GDP	OB%	SF	SH	SB-ATT	PO	A	E	FLD%
2023	.285	54-50	200	44	57	11	4	5	37	91	.455	11	13	41	6	.360	1	6	6-10	57	76	9	.937

Chance Resetich's Career Statistics in Ohio Valley Conference Games

Year	Avg.	GP-GS	AB	R	H	2B	3B	HR	RBI	TB	SLG%	BB	HBP	SO	GDP	OB%	SF	SH	SB-ATT	PO	A	E	FLD%
2023	.333	23-22	93	22	31	6	2	1	13	44	.473	2	7	19	1	.388	1	2	4-6	31	34	3	.956



SOUTHEAST MISSOURI BASEBALL



PROFILES



IAN RILEY
 OUTFIELD / 64 / 185 / L-R / SR. / AUSTIN, TEXAS
 VERITAS ACADEMY / DALLAS BAPTIST

Dallas Baptist: Participated in 20 games during the 2023 season at Dallas Baptist, which went 47-16 overall, won the Conference USA title and advanced to the NCAA Stillwater Regional...Had one RBI and scored three runs...Also walked twice and was hit by pitch once.

Cloud County CC: Played two seasons at Cloud County Community College...Second-Team All-Conference selection as a sophomore in 2022...Led his team in four categories, including hits (67), stolen bases (24), walks (45) and hit by pitch (18)...Finished the year ranked second on the team in batting average (.345), home runs (14), on-base percentage (.504), slugging percentage

(.649) and total bases (126)... Broke the school's single-season record in runs scored (82) and set program records in career games played (112), runs (135) and walks (82)...Missed only one start in his two-year junior college career...As a freshman, was the only player on the team to start all 52 games...Hit .305 with nine home runs and 53 RBI...Led the team with 37 walks and added 13 doubles, two triples and six stolen bases.

Prep: Four-year letterman at Veritas Academy...Garnered Second-Team All-State honors as a shortstop in 2019.

Personal: Born October 22, 2000...Majoring in General Studies...Son of Brian and Karen Riley.



TY STAUSS
 UTILITY PLAYER / 5-10 / 190 / L-R / SR. / WILDWOOD, MO.
 LAFAYETTE H.S.

2023: Was limited to 16 games and 14 starts due to injury... Had two doubles, eight hits, eight runs scored, two home runs and eight RBI...Drew six walks and was hit by pitch four times...Ohio Valley Conference Commissioner's Honor Roll selection.

2022: Played in 50 games with 44 starts, including 34 as designated hitter...Ranked fifth on the team with a .263 batting average...Had 45 hits, 27 runs scored, six doubles, a triple, five home runs and 25 RBI...Added 17 walks...Collected multiple-hits 11 times and drove in two or more runs in five games...Went 3-for-4 with two home runs, two runs scored and three RBI at Austin Peay (4/3)...Strung together a

season-best six-game hitting streak from May 20-27...Had two hits three times during that stretch...Went 3-for-5 with a run scored and season-high six RBI vs. Morehead State (4/23)... Finished with six hits and seven RBI in his series against the Eagles...Ohio Valley Conference Commissioner's Honor Roll selection.

2021: Participated in 31 games and made 20 starts in left field... Registered 13 hits and eight runs scored...Added three doubles, 14 walks and five RBI... Logged his first career start at South Alabama (2/21), where he had his first collegiate RBI... Recorded his first career hit on a single at Arkansas (2/25)... Finished with a season-best two

Ty Stauss' Career Statistics at Southeast Missouri

Year	Avg.	GP-GS	AB	R	H	2B	3B	HR	RBI	TB	SLG%	BB	HBP	SO	GDP	OB%	SF	SH	SB-ATT	PO	A	E	FLD%
2021	.176	31-21	74	8	13	3	0	0	5	16	.216	14	1	22	1	.311	1	2	3-3	29	1	1	.968
2022	.263	50-44	171	27	45	6	1	5	25	68	.398	17	2	41	7	.337	0	4	0-0	62	2	0	1.000
2023	.170	16-14	47	8	8	2	0	2	8	16	.340	6	4	8	1	.316	0	0	0-0	58	6	0	1.000
Total	.226	97-79	292	43	66	11	1	7	38	100	.342	37	7	71	9	.326	1	6	3-3	149	9	1	.994

Ty Stauss' Career Statistics in Ohio Valley Conference Games

Year	Avg.	GP-GS	AB	R	H	2B	3B	HR	RBI	TB	SLG%	BB	HBP	SO	GDP	OB%	SF	SH	SB-ATT	PO	A	E	FLD%
2021	.125	15-8	32	3	4	1	0	0	1	5	.156	7	0	9	0	.282	0	1	1-1	9	1	1	.909
2022	.313	23-21	83	14	26	6	0	3	19	41	.494	8	1	12	4	.380	0	1	0-0	16	2	0	1.000
Total	.261	38-29	115	17	30	7	0	3	20	46	.400	15	1	21	4	.351	0	2	1-1	25	3	1	.966



SOUTHEAST MISSOURI BASEBALL



PROFILES

RBI in the series finale against Arkansas (2/28)...Notched a season-high two hits in games one (3/5) and four (3/7) of the Redhawks series vs. Illinois State...Drew two walks on four occasions...Stole three bases...OVC Commissioner's Honor Roll selection.

Prep: Hit .354 with a .747 slugging percentage during the 2019 campaign at Lafayette High School...Scored 25 runs, has seven doubles, a team-high six triples, four home runs and 19 RBI that year...Hit .513 with a .795 slugging percentage, 33 runs, 40 hits, nine doubles,

five triples, a home run and 16 RBI in 2018...First-Team All-Conference and Second-Team All-State selection...Was named 2018 Conference Player of the Year...Garnered First-Team All-Conference honors in 2019, as well.

Personal: Born September 5, 2001... Majoring in Computer Information Systems...Son of Dave and Tonia Stauss...Has three brothers, Cole, Wade and Jack...Wade played for SEMO and signed as an undrafted free agent with the St. Louis Cardinals.



Mineral Area College: Pitched two seasons at Mineral Area College...Started eight games and went 2-3 with a 3.27 ERA as a sophomore in 2023...Recorded 50 strikeouts and allowed 12 earned runs in 33 innings... Threw two complete games and averaged 13.6 strikeouts per nine innings...As a freshman, put together an 8-3 record with one complete game in 13 appearances and 10 starts... Struck out 69 in 58 innings and boasted an average of 10 strikeouts per nine innings.

Prep: Starting pitcher at Westfield High School, where he racked up 100 strikeouts in two seasons for the Bombers...Lost one season of competition due to the COVID-19 pandemic.

// Career-Highs

At-Bats	6	at Ole Miss (4/19/22)
Runs	3	at Abilene Christian (2/25/23)
Hits	3	3x, last vs. Milwaukee (3/5/23)
Doubles	1	11x, last vs. Butler (3/10/23)
Triples	1	at Oklahoma State (5/7/22)
Home Runs	2	at Austin Peay (4/3/22)
RBI	6	vs. Morehead State (4/23/22)
Stolen Bases	1	3x, last vs. Austin Peay (3/19/21)



SEMO

BASEBALL



SOUTHEAST MISSOURI BASEBALL



PROFILES



2023: Saw limited action playing in four games...Had one hit, three runs, a walk and was hit by pitch once in three at-bats...Had is only hit and scored two runs vs. Lindenwood (4/30).

2022: Did not see action... Ohio Valley Conference Commissioner's Honor Roll selection.

Prep: Spent his prep career at Downers Grove South High School...West Suburban (Gold) All-Conference honoree in 2021... Played third base and outfield for the Illinois Longshots travel baseball team.

Personal: Majoring in Business Administration...Son of Brad and Kerri Warehime.



2023: Was named to the Ohio Valley Conference All-Freshman Team...Started four of his 13 appearances...Struck out 16 and walked four in 21 innings... Appeared in three games during OVC play...Struck out two in three innings during his first career start vs. Missouri State (3/15)...Finished with a season-high three strikeouts vs. Butler (3/11)...Had two strikeouts in one scoreless inning in

Southeast Missouri's 23-2 win at Abilene Christian (2/25)...Did not allow a walk in five-straight appearances from Mar. 7-29.

Prep: Right-handed pitcher who attended Bishop Miege High School in Kansas City, Missouri... Honorable Mention 4A All-State.

Personal: Born May 8, 2004... Exploratory Major...Son of Stephen and Ann White.

// Career-Highs

Innings Pitched.....	3.0	2x, last at Evansville (3/29/23)
Fewest Hits.....	0	2x, last at Kansas State (5/7/23)
Most Hits.....	5	at Southern Indiana (4/6/23)
Fewest Runs.....	0	6x, last vs. Eastern Illinois (5/18/23)
Most Runs.....	3	2x, last at Murray State (4/4/23)
Fewest Walks.....	0	9x, last at Kansas State (5/7/23)
Strikeouts.....	3	vs. Butler (3/11/23)

Cole Warehime's Career Statistics at Southeast Missouri

Year	Avg.	GP-GS	AB	R	H	2B	3B	HR	RBI	TB	SLG%	BB	HBP	SO	GDP	OB%	SF	SH	SB-ATT	PO	A	E	FLD%
2021	.333	4-0	3	3	1	0	0	0	0	1	.333	1	1	2	0	.600	0	0	0-0	0	1	0	1.000

Cole Warehime's Career Statistics in Ohio Valley Conference Games

Year	Avg.	GP-GS	AB	R	H	2B	3B	HR	RBI	TB	SLG%	BB	HBP	SO	GDP	OB%	SF	SH	SB-ATT	PO	A	E	FLD%
2023	.500	2-0	2	2	1	0	0	0	0	1	.500	1	0	1	0	.667	0	0	0-0	0	0	0	.000

Eddie White's Career Statistics at Southeast Missouri

Year	ERA	W-L	APP	GS	CG	SHO	SV	IP	H	R	ER	BB	SO	2B	3B	HR	AB	B/Avg.	WP	HBP	BK	SFA	SHA
2023	5.57	0-3	13	4	0	0	0	21.0	28	14	13	4	16	10	1	3	97	.311	1	2	0	1	0

Eddie White's Career Statistics in Ohio Valley Conference Games

Year	ERA	W-L	APP	GS	CG	SHO	SV	IP	H	R	ER	BB	SO	2B	3B	HR	AB	B/Avg.	WP	HBP	BK	SFA	SHA
2023	6.75	0-1	3	0	0	0	0	5.1	8	4	4	1	3	4	0	1	25	.333	1	0	0	0	0



SOUTHEAST MISSOURI BASEBALL



PROFILES



Also beat Little Rock (4/1) and Morehead State (4/22)...Was Southeast Missouri's game two starter in each of the first four weekend series of the season... Finished strong with a season-high seven strikeouts in six innings vs. Eastern Illinois (5/19), his longest and final start of the year...Posted six strikeouts at Kansas State (5/6) and five at UT Martin (5/13).

2022: Started five of the six games he pitched...Returned from a stress fracture to start at Missouri (5/3), where he pitched 1.1 innings...It was the first game he pitched in over a year... Finished with a 0-3 record... Recorded seven strikeouts in 10 innings...Had a season-high three strikeouts in 1.2 innings at Eastern Illinois (5/21)...Longest outing was 3.1 innings vs. Tennessee Tech (5/27).

2021: Garnered OVC All-Freshman Team accolades...Was limited to seven appearances and four starts due to injury... Went 2-0 with a 2.93 ERA and one combined shutout... Recorded 21 strikeouts in 27.2

innings of work...Allowed 22 hits, 10 runs and eight walks... Held opponents to a .220 batting average...Picked up his first win of the season after striking out three in 5.1 innings vs. Jacksonville State (4/3)... Threw four scoreless innings and allowed only one hit with five strikeouts out of the bullpen vs. Austin Peay (3/20)...Longest start of the season was 6.2 innings in a win over Tennessee Tech (4/17)...Posted a season-high six strikeouts in 4.2 innings of a no-decision at Murray State (4/10).

2020 (Shortened due to COVID-19): Appeared in four games and made three starts... Posted a 1-0 record with 19 strikeouts in 18.1 innings... Allowed five walks...Earned his first career win when he struck out five in 7.1 innings vs. Ohio (2/29)...Recorded a season-high six strikeouts 5.1 innings during his first career start vs. Northern Illinois (2/22)...Also worked 2.2 innings of relief at UL Monroe (2/15) and three innings in his first career OVC start at UT Martin (3/8).



2023: Compiled a 3-1 record in 15 appearances and five starts... Finished with 36 strikeouts in 39.1 innings...Issued 15 walks... Picked up two of his wins in

Ohio Valley Conference games... Tallied four strikeouts and allowed just one run in four innings to get his first win of the season vs. Butler (3/11)...

Collin Wilma's Career Statistics at Southeast Missouri

Year	ERA	W-L	APP	GS	CG	SHO	SV	IP	H	R	ER	BB	SO	2B	3B	HR	AB	B/Avg.	WP	HBP	BK	SFA	SHA
2020	7.36	1-0	4	3	0	0	0	18.1	23	15	15	5	19	6	0	3	82	.307	1	1	0	0	1
2021	2.93	2-0	7	4	0	0	0	27.2	22	10	9	8	21	3	0	3	114	.220	3	5	0	1	0
2022	14.40	0-3	6	5	0	0	0	10.0	17	16	16	7	6	5	0	1	57	.370	1	4	0	0	0
2023	5.26	3-2	15	5	0	0	0	39.1	45	27	23	15	36	11	2	5	183	.300	1	8	0	3	7
Total	5.95	6-5	32	17	0	0	0	95.1	107	68	63	35	82	25	2	12	436	.288	6	18	0	4	8

Collin Wilma's Career Statistics in Ohio Valley Conference Games

Year	ERA	W-L	APP	GS	CG	SHO	SV	IP	H	R	ER	BB	SO	2B	3B	HR	AB	B/Avg.	WP	HBP	BK	SFA	SHA
2020	21.00	0-0	1	1	0	0	0	3.0	9	7	7	0	4	2	0	2	18	.500	0	0	0	0	0
2021	2.70	2-0	6	4	0	0	0	26.2	21	9	8	7	20	3	0	3	109	.216	3	5	0	0	0
2022	13.50	0-1	2	1	0	0	0	2.2	6	4	4	2	3	1	0	0	16	.429	0	0	0	0	0
2023	5.82	2-1	7	1	0	0	0	17.0	20	11	11	3	18	5	1	3	78	.308	0	5	0	1	4
Total	5.47	4-2	16	7	0	0	0	49.1	56	31	30	12	45	11	1	8	221	.289	3	10	0	1	4



SOUTHEAST MISSOURI BASEBALL



PROFILES

Prep: Garnered All-State accolades as a senior at Tinley Park High School...Three-year starter who pitched and played third base...Notched 100 strikeouts and finished with a 2.00 ERA his senior year...Also hit .450 with five home runs and

48 RBI...Earned All-Conference honors each of his final three seasons as a prep...Four-time All-Conference pick in golf.

Personal: Born January 14, 2001...Majoring in Biology...Son of Mark and Lindsay Wilma.

// Career-Highs

Innings Pitched.....	7.2	vs. Morehead State (4/23/22)
Fewest Hits.....	0	2x, last vs. Missouri State (3/15/23)
Most Hits.....	8	2x, last vs. Murray State (4/10/22)
Fewest Runs.....	0	6x, last at UT Martin (5/13/23)
Most Runs.....	7	at Missouri State (3/20/22)
Fewest Walks.....	0	15x, last vs. Eastern Illinois (5/19/23)
Strikeouts.....	7	2x, last vs. Eastern Illinois (5/19/23)



2023: Did not see action.

2022: Posted a 4-2 record in 18 appearances and 11 starts... Ranked second on the team in starts, strikeouts (68) and innings pitched (58.2)...His four victories tied for third-most on the team...Pitched two innings with three strikeouts in his first career start and win vs. Saint Louis (3/1)...Tossed 3.2 scoreless, no-hit innings with four strikeouts to earn his second-straight win vs. Bradley (3/5)...Had a season-high seven strikeouts and allowed only one run in 7.2 innings to get a win over Morehead State (4/23), his longest outing of the season...Finished with six strikeouts vs. SIU Edwardsville (3/27) and at Tennessee Tech (4/16)...Ohio Valley Conference Commissioner's Honor Roll selection.

South Suburban College:

Earned Second-Team National Junior College Athletic Association (NJCAA) Division I All-America accolades as a designated hitter at South

Suburban Community College... Was the Bulldogs' top hitter in 2021...Hit .401 with 64 runs scored, 79 hits, 17 doubles, four triples, 11 home runs and 68 RBI in 58 games...Boasted a slugging percentage of .695 and on-base percentage of .490... Walked 35 times and stole six bases...Started 12 games on the mound, where he compiled a team-high eight victories... Finished the season at 8-2 with a 2.80 ERA, two complete games and 68 strikeouts in 74 innings... Averaged 8.2 strikeouts per nine innings...Accumulated 15 hits, 12 runs scored, a double, two home runs and eight RBI in his first year at South Suburban in 2020...Saw action in 16 games that season...Posted his first career win in three starts on the hill...Recorded eight strikeouts in 10.1 innings of work...Academic All-American.

Prep: Attended Carl Sandburg High School...Played outfield and second base in addition to pitching.





SOUTHEAST MISSOURI BASEBALL



PROFILES

// Career-Highs

Innings Pitched.....	7.2	vs. Morehead State (4/23/22)
Fewest Hits.....	0	vs. Bradley (3/5/22)
Most Hits.....	8	2x, last vs. Murray State (4/10/22)
Fewest Runs.....	0	2x, last vs. Bradley (3/5/22)
Most Runs.....	7	at Missouri State (3/20/22)
Fewest Walks.....	0	7x, last vs. Louisville (6/4/22)
Strikeouts.....	7	vs. Morehead State (4/23/22)



Tommy Windt's Career Statistics at Southeast Missouri

Year	ERA	W-L	APP	GS	CG	SHO	SV	IP	H	R	ER	BB	SO	2B	3B	HR	AB	B/Avg.	WP	HBP	BK	SFA	SHA
2022	6.90	4-2	18	11	0	0	0	58.2	74	53	45	24	68	16	3	13	275	.305	4	1	1	3	2

Tommy Windt's Career Statistics in Ohio Valley Conference Games

Year	ERA	W-L	APP	GS	CG	SHO	SV	IP	H	R	ER	BB	SO	2B	3B	HR	AB	B/Avg.	WP	HBP	BK	SFA	SHA
2022	4.11	2-0	8	7	0	0	0	35.0	42	22	16	11	39	9	0	8	159	.290	0	0	0	0	2







IN THIS SECTION | 2023 FINAL STATISTICS • 2023 OVC STATISTICS • 2023 SCHEDULE/RESULTS
2023 HITTING STATISTICS • 2023 PITCHING STATISTICS • 2023 OVC RANKINGS
2024 OVC BASEBALL TOURNAMENT

REVIEW



SOUTHEAST MISSOURI BASEBALL



2023 FINAL STATISTICS

Overall: 26-30 Home: 18-9 Away: 8-20 Neutral: 0-1 OVC: 14-10

No.	Name	Avg.	GP-GS	AB	R	H	2B	3B	HR	RBI	TB	SLG%	BB	HBP	SO	GDP	OB%	SF	SH	SB-ATT	PO	A	E	FLD%	
5	Danny Sperling	.312	43-38	125	19	39	5	0	1	21	47	.376	20	6	19	1	.428	1	3	1-3	32	33	3	.956	
17	Josh Camron	.304	56-56	217	52	66	14	4	16	51	136	.627	28	11	55	2	.410	0	3	13-14	140	0	3	.979	
1	Jevon Mason	.304	54-52	214	55	65	10	1	10	38	107	.500	27	9	57	4	.402	1	1	12-13	111	3	0	1.000	
10	Lincoln Andrews	.286	49-49	185	24	53	10	0	5	43	78	.422	16	7	45	2	.358	4	1	0-0	310	21	3	.991	
6	Chance Resetich	.285	54-50	200	44	57	11	4	5	37	91	.455	11	13	41	6	.360	1	6	6-10	57	76	9	.937	
14	Peyton Leeper	.285	56-55	179	47	51	11	2	9	38	93	.520	36	12	28	4	.432	2	4	7-8	80	121	20	.910	
9	Gunnar Doyle	.246	27-16	57	9	14	2	0	1	8	19	.333	12	2	21	0	.389	1	1	1-2	44	16	1	.984	
23	Brett Graber	.234	50-49	184	32	43	11	0	4	29	66	.359	12	6	45	4	.302	0	3	1-4	112	1	2	.983	
27	Carlos Aranda	.214	45-38	126	31	27	3	0	7	27	51	.405	23	15	45	5	.387	4	0	4-6	22	0	0	1.000	
11	Ben Palmer	.214	30-20	70	11	15	1	0	1	9	19	.271	5	1	20	2	.266	3	4	1-2	33	41	6	.925	
12	Nolan Ackerman	.196	44-39	138	14	27	6	0	0	10	33	.239	12	2	27	5	.268	1	7	0-0	353	22	2	.995	
13	Caleb Rodgers	.186	26-17	59	4	11	0	0	2	8	17	.288	5	0	17	1	.246	1	0	0-0	20	26	2	.958	

2	Cole Warehime	.333	4-0	3	3	1	0	0	0	0	1	.333	1	1	2	0	.600	0	0	0-0	0	1	0	1.000	
19	Spencer Parker	.200	14-6	25	3	5	2	0	0	3	7	.280	4	1	11	1	.323	1	0	0-0	2	0	0	1.000	
8	Ty Stauss	.170	16-14	47	8	8	2	0	2	8	16	.340	6	4	8	1	.316	0	0	0-0	58	6	0	1.000	
44	Yanluis Ortiz	.063	9-5	16	3	1	0	0	0	0	1	.063	2	1	4	0	.211	0	0	0-0	41	2	0	1.000	

Totals		.262	56-56	1845	359	483	88	11	63	330	782	.424	220	91	445	38	.365	20	33	46-62	1435	420	59	.969	
Opponents		.267	56-56	1867	328	498	104	17	72	310	852	.456	181	50	455	23	.344	23	27	58-67	1442	492	59	.970	

LOB - Team (408), Opp (385). DPs turned - Team (33), Opp (43). IBB - Team (7), Cameron, J. 5, Ackerman, N. 1, Aranda, C. 1, Opp (2). Picked off - Cameron, J. 1, Leeper, P. 1, Sperling, D. 1.

No.	Name	ERA	W-L	APP	GS	CG	SHO/CBO	SV	IP	H	R	ER	BB	SO	2B	3B	HR	AB	B/Avg.	WP	HBP	BK	SFA	SHA	
37	Hunter Ralls	3.40	1-0	21	0	0	0/0	0	39.2	43	17	15	11	29	8	0	4	157	.274	2	0	0	1	4	
18	Noah Niznik	3.99	6-7	15	15	1	0/1	0	85.2	78	46	38	20	85	19	4	11	323	.241	3	4	0	4	5	
22	Haden Dow	4.55	4-3	14	14	0	0/0	0	63.1	59	38	32	20	51	11	1	8	237	.249	3	5	0	3	4	
24	Collin Wilma	5.26	3-2	15	5	0	0/0	0	39.1	45	27	23	15	36	11	2	5	150	.300	1	8	0	3	7	
16	Payton Lawrence	5.40	3-2	16	9	0	0/1	0	50.0	46	33	30	21	57	10	1	7	189	.243	6	7	0	3	1	
38	Esteban Hernandez	5.97	2-2	19	4	0	0/0	0	37.2	37	25	25	8	37	3	1	8	147	.252	3	6	0	0	0	
7	Kyle Miller	6.96	1-2	21	0	0	0/1	6	32.1	43	29	25	10	30	6	2	7	133	.323	2	3	0	2	5	

15	Gavin Johnston	4.56	0-1	19	0	0	0/1	1	25.2	25	16	13	14	29	8	0	2	103	.243	8	2	0	1	0	
35	Eddie White	5.57	0-3	13	4	0	0/0	0	21.0	28	14	13	4	16	10	1	3	90	.311	1	2	0	1	0	
26	Fischer Rausch	6.27	1-0	17	1	0	0/0	0	18.2	16	14	13	18	31	2	1	2	71	.225	2	1	0	2	0	
55	Michael Moore	7.36	0-0	3	0	0	0/0	0	3.2	2	3	3	3	0	0	0	1	11	.182	0	1	0	1	0	
25	Ethan Osborne	7.45	3-3	13	2	0	0-0	0	19.1	26	17	16	8	14	4	0	8	83	.313	2	0	0	1	0	
21	Logan Katen	7.59	1-2	19	0	0	0/0	2	21.1	18	18	18	15	19	5	0	3	83	.217	4	4	1	0	0	
31	Michael Laudando	9.82	0-0	4	0	0	0/0	0	3.2	6	5	4	2	4	0	1	0	16	.375	1	1	0	0	1	
33	Bryce Grossius	10.12	1-1	3	1	0	0/0	0	5.1	7	6	6	3	4	0	0	2	22	.318	0	3	1	0	0	
20	Jonah Sarabia	12.91	0-2	6	1	0	0/0	0	7.2	11	12	11	5	7	1	2	0	32	.344	0	2	0	1	0	
32	Jeb Callaghan	13.50	0-0	2	0	0	0/0	0	0.2	2	1	1	0	2	2	0	0	4	.500	0	0	0	0	0	
28	Anthony Klein	16.20	0-0	5	0	0	0/0	0	3.1	6	7	6	4	4	4	1	1	16	.375	0	1	0	0	0	

Totals		5.49	26-30	56	56	1	2/2	9	478.1	498	328	292	181	455	104	17	72	1867	.267	38	50	2	23	27	
Opponents		5.69	30-26	56	56	1	4/3	14	480.2	483	359	304	220	445	88	11	63	1845	.262	54	91	6	20	33	

PB - Team (14), Stauss, T. 7, Ackerman, N. 5, ORTIZ, Y. 2, Opp (12). Pickoffs - Team (13), Niznik, N. 6, Wilma, C. 2, Lawrence, P. 1, DOW, H. 1, Hernandez, E. 1, Moore, M. 1, Miller, K. 1, Opp (3). SBA/ATT - Ackerman, N. (33-39), Stauss, T.



SOUTHEAST MISSOURI BASEBALL



2023 SCHEDULE/RESULTS

Date	Opponent	W/L	Score	R	H	E/	R	H	E	Innings	Overall	Conference	Pitcher of Record	Attendance	Time
02-17-23	at Central Arkansas	W	11-3	11	13	0/	3	8	3	9	1-0	0-0	Ralls (W, 1-0)	485	3:06
02-18-23	at Central Arkansas	L	0-3	0	3	1/	3	9	1	9	1-1	0-0	Wilma (L, 0-1)	423	2:42
02-19-23	at Central Arkansas	L	4-13	4	2	0/	13	16	1	9	1-2	0-0	Dow (L, 0-1)	376	3:00
02-21-23	at Middle Tennessee	L	3-8	3	5	2/	8	10	0	9	1-3	0-0	Grossius (L, 0-1)	917	2:22
02-25-23	at Abilene Christian	L	0-3	0	1	1/	3	5	0	7	1-4	0-0	Niznik (L, 0-1)	249	2:40
02-25-23	at Abilene Christian	W	23-2	23	21	0/	2	7	1	7	2-4	0-0	Grossius (W, 1-1)	249	3:00
02-26-23	at Abilene Christian	L	4-7	4	5	0/	7	9	0	7	2-5	0-0	Miller (L, 0-1)	342	1:57
02-26-23	at Abilene Christian	L	4-5	4	7	0/	5	10	0	9	2-6	0-0	Sarabia (L, 0-1)	444	3:12
03-01-23	EVANSVILLE	L	8-14	8	7	3/	14	16	1	9	2-7	0-0	Osborne (L, 0-1)	120	3:22
03-04-23	MILWAUKEE	L	1-3	1	7	4/	3	8	0	9	2-8	0-0	Niznik (L, 0-2)	220	2:35
03-04-23	MILWAUKEE	W	6-5	6	12	1/	5	9	1	9	3-8	0-0	Lawrence (W, 1-0)	245	3:05
03-05-23	MILWAUKEE	W	13-7	13	14	1/	7	14	1	9	4-8	0-0	Osborne (W, 1-1)	175	2:45
03-07-23	INDIANA STATE	L	3-8	3	6	1/	8	11	1	9	4-9	0-0	Sarabia (L, 0-2)	75	2:55
03-08-23	INDIANA STATE	L	4-7	4	7	1/	7	9	1	9	4-10	0-0	Katen (L, 0-1)	135	3:08
03-10-23	BUTLER	W	8-0	8	8	1/	0	4	1	9	5-10	0-0	Niznik (W, 1-2)	75	2:25
03-11-23	BUTLER	W	7-2	7	10	1/	2	5	0	9	6-10	0-0	Wilma (W, 1-1)	125	2:35
03-12-23	BUTLER	W	2-1	2	4	1/	1	5	0	9	7-10	0-0	Dow (W, 1-1)	135	2:20
03-14-23	at Missouri State	L	1-11	1	6	2/	11	9	1	9	7-11	0-0	Osborne (L, 1-2)	287	3:04
03-15-23	MISSOURI STATE	L	3-7	3	8	1/	7	11	1	9	7-12	0-0	White (L, 0-1)	110	2:50
03-17-23	WESTERN ILLINOIS	W	10-3	10	11	0/	3	7	1	9	8-12	0-0	Niznik (W, 2-2)	85	2:49
03-18-23	WESTERN ILLINOIS	W	4-0	4	6	0/	0	4	1	9	9-12	0-0	Lawrence (W, 2-0)	125	2:15
03-20-23	WESTERN ILLINOIS	W	8-7	8	12	2/	7	14	4	(14)	10-12	0-0	Osborne (W, 2-2)	100	4:50
03-21-23	at #5 Arkansas	L	2-12	2	4	4/	12	11	0	7	10-13	0-0	Hernandez (L, 0-1)	8917	2:22
03-25-23	at SIU Edwardsville*	W	7-5	7	8	2/	5	7	1	9	11-13	1-0	Rausch (W, 1-0)	-	3:06
03-25-23	at SIU Edwardsville*	L	4-5	4	7	0/	5	8	1	9	11-14	1-1	Osborne (L, 2-3)	107	2:28
03-26-23	at SIU Edwardsville*	W	8-4	8	8	0/	4	7	0	9	12-14	2-1	Miller (W, 1-1)	117	2:35
03-29-23	at Evansville	W	10-4	10	9	2/	4	7	2	9	13-14	2-1	Osborne (W, 3-3)	271	3:04
04-01-23	LITTLE ROCK*	W	4-3	4	9	2/	3	8	3	9	14-14	3-1	Niznik (W, 3-2)	225	2:34
04-01-23	LITTLE ROCK*	W	6-5	6	9	0/	5	8	3	(10)	15-14	4-1	Wilma (W, 2-1)	250	2:48
04-02-23	LITTLE ROCK*	W	17-6	17	16	0/	6	9	0	8	16-14	5-1	Dow (W, 2-1)	175	2:35
04-04-23	at Murray State	L	8-11	8	11	3/	11	10	3	9	16-15	5-1	Johnston (L, 0-1)	335	3:44
04-06-23	at Southern Indiana*	W	13-4	13	11	1/	4	10	3	9	17-15	6-1	Niznik (W, 4-2)	325	2:55
04-07-23	at Southern Indiana*	L	6-9	6	12	1/	9	11	0	9	17-16	6-2	Katen (L, 0-2)	285	3:27
04-08-23	at Southern Indiana*	W	14-2	14	13	1/	2	6	1	7	18-16	7-2	Dow (W, 3-1)	280	2:22
04-11-23	at Southern Illinois	L	5-8	5	11	2/	8	11	0	9	18-17	7-2	White (L, 0-2)	769	2:56
04-14-23	TENNESSEE TECH*	W	10-1	10	8	0/	1	7	3	9	19-17	8-2	Niznik (W, 5-2)	375	2:25
04-15-23	TENNESSEE TECH*	W	5-4	5	14	0/	4	7	1	9	20-17	9-2	Katen (W, 1-2)	432	2:45
04-16-23	TENNESSEE TECH*	W	8-6	8	14	2/	6	7	2	9	21-17	10-2	Hernandez (W, 1-1)	232	3:08
04-21-23	at Morehead State*	L	6-13	6	10	1/	13	12	0	9	21-18	10-3	Niznik (L, 5-3)	255	2:56
04-22-23	at Morehead State*	W	11-9	11	14	2/	9	11	1	(11)	22-18	11-3	Wilma (W, 3-1)	235	2:58
04-23-23	at Morehead State*	L	6-7	6	8	0/	7	9	1	9	22-19	11-4	White (L, 0-3)	255	2:24
04-25-23	SOUTHERN ILLINOIS	W	6-2	6	7	0/	2	7	0	9	23-19	11-4	Lawrence (W, 3-0)	855	2:23
04-28-23	LINDENWOOD*	W	10-2	10	11	2/	2	4	0	9	24-19	12-4	Niznik (W, 6-3)	1015	2:18
04-29-23	LINDENWOOD*	W	12-1	12	9	0/	1	4	2	9	25-19	13-4	Hernandez (W, 2-1)	560	2:16
04-30-23	LINDENWOOD*	W	20-8	20	19	1/	8	7	4	7	26-19	14-4	Dow (W, 4-1)	200	2:44
05-02-23	MURRAY STATE	L	0-5	0	3	2/	5	7	1	9	26-20	14-4	Lawrence (L, 3-1)	485	2:54
05-05-23	at Kansas State	L	1-2	1	3	0/	2	6	0	9	26-21	14-4	Niznik (L, 6-4)	1672	2:00
05-06-23	at Kansas State	L	5-12	5	8	2/	12	11	0	9	26-22	14-4	Hernandez (L, 2-2)	2108	2:44
05-07-23	at Kansas State	L	0-10	0	4	0/	10	10	0	7	26-23	14-4	Dow (L, 4-2)	1777	1:56
05-12-23	at UT Martin*	L	8-9	8	8	1/	9	10	1	9	26-24	14-5	Niznik (L, 6-5)	204	2:36
05-13-23	at UT Martin*	L	4-7	4	7	0/	7	8	1	9	26-25	14-6	Lawrence (L, 3-2)	273	2:35
05-14-23	at UT Martin*	L	4-5	4	5	0/	5	11	0	9	26-26	14-7	Miller (L, 1-2)	311	2:44
05-18-23	EASTERN ILLINOIS*	L	2-10	2	6	1/	10	15	2	9	26-27	14-8	Niznik (L, 6-6)	280	2:45
05-19-23	EASTERN ILLINOIS*	L	2-7	2	6	2/	7	11	1	9	26-28	14-9	Wilma (L, 3-2)	275	2:42
05-20-23	EASTERN ILLINOIS*	L	2-4	2	5	1/	4	7	1	9	26-29	14-10	Dow (L, 4-3)	300	2:16
05-24-23	vs. Eastern Illinois #	L	6-7	6	11	1/	7	14	1	9	26-30	14-10	Niznik (L, 6-7)	-	3:01

Home Games in **BOLD CAPS**; * - Denotes Ohio Valley Conference Game; # - OVC Tournament (Marion, Ill.); O extra inning game



SOUTHEAST MISSOURI BASEBALL



2023 FINAL OVC STATISTICS

Overall: 14-10 Home: 9-3 Away: 5-7

No.	Name	Avg.	GP-GS	AB	R	H	2B	3B	HR	RBI	TB	SLG%	BB	HBP	SO	GDP	OB%	SF	SH	SB-ATT	PO	A	E	FLD%
17	Josh Cameron	.365	24-24	96	31	35	8	1	12	34	81	.844	15	5	23	2	.474	0	0	7-7	51	0	1	.981
5	Danny Sperling	.349	21-20	63	10	22	4	0	1	15	29	.460	10	4	4	0	.462	1	2	1-2	21	19	3	.930
1	Jevon Mason	.340	24-24	106	31	36	5	1	7	25	64	.604	12	3	23	2	.421	0	0	4-5	34	1	0	1.000
6	Chance Resetich	.333	23-22	93	22	31	6	2	1	13	44	.473	2	7	19	1	.388	1	2	4-6	31	34	3	.956
10	Lincoln Andrews	.313	21-21	80	11	25	6	0	1	20	34	.425	10	2	24	1	.389	3	1	0-0	141	4	1	.993
14	Peyton Leeper	.289	24-24	83	28	24	8	1	4	22	46	.554	15	7	9	2	.430	2	0	3-4	32	56	8	.917
23	Brett Graber	.270	24-24	89	19	24	5	0	4	20	41	.461	3	4	21	2	.323	0	1	0-2	65	1	0	1.000
12	Nolan Ackerman	.169	24-23	83	9	14	3	0	0	5	17	.205	8	1	17	2	.250	0	4	0-0	204	10	1	.995

2	Cole Warehime	.500	2-0	2	2	1	0	0	0	0	1	.500	1	0	1	0	.667	0	0	0-0	0	0	0	.000
44	Yanluis Ortiz	.333	3-1	3	1	1	0	0	0	0	1	.333	1	0	0	0	.500	0	0	0-0	9	0	0	1.000
9	Gunnar Doyle	.286	11-6	21	4	6	1	0	1	4	10	.476	4	1	8	0	.407	1	0	0-0	3	0	0	1.000
27	Carlos Aranda	.220	16-10	41	12	9	2	0	1	10	14	.341	5	7	13	3	.375	3	0	2-2	2	0	0	1.000
11	Ben Palmer	.194	15-10	36	7	7	0	0	1	6	10	.278	2	0	11	2	.220	3	2	0-0	16	19	1	.972
13	Caleb Rodgers	.100	11-6	20	1	2	0	0	0	4	2	.100	3	0	4	1	.208	1	0	0-0	8	3	1	.917
19	Spencer Parker	.000	2-1	4	1	0	0	0	0	0	0	.000	2	0	2	0	.333	0	0	0-0	1	0	0	1.000

Totals		.289	24-24	820	189	237	48	5	33	178	394	.480	93	41	179	18	.383	15	12	21-28	623	165	20	.975
Opponents		.254	24-24	802	136	204	46	7	37	134	375	.468	69	19	213	9	.326	7	14	18-21	619	197	32	.962

LOB - Team (173), Opp (152). DPs turned - Team (15), Opp (20). IBB - Team (4), Cameron, J. 3, Ackerman, N. 1. Picked off - Leeper, P. 1.

No.	Name	ERA	W-L	APP	GS	CG	SHO/CBO	SV	IP	H	R	ER	BB	SO	2B	3B	HR	AB	B/Avg.	WP	HBP	BK	SFA	SHA
22	Haden Dow	3.38	3-1	8	8	0	0/0	0	40.0	34	20	15	11	34	6	0	4	149	.228	2	2	0	1	1
18	Noah Niznik	5.04	4-3	8	8	1	0/0	0	44.2	40	31	25	14	53	9	3	8	168	.238	3	1	0	3	3

37	Hunter Ralls	2.79	0-0	10	0	0	0/0	0	19.1	16	6	6	5	13	5	0	2	71	.225	1	0	0	0	3
38	Esteban Hernandez	3.86	2-0	9	3	0	0/0	0	23.1	15	10	10	4	27	1	0	5	82	.183	1	3	0	0	0
15	Gavin Johnston	4.26	0-0	9	0	0	0/0	1	12.2	14	6	6	7	11	4	0	2	53	.264	4	0	0	1	0
24	Collin Wilma	5.82	2-1	7	1	0	0/0	0	17.0	20	11	11	3	18	5	1	3	65	.308	0	5	0	1	4
35	Eddie White	6.75	0-1	3	0	0	0/0	0	5.1	8	4	4	1	3	4	0	1	24	.333	1	0	0	0	0
7	Kyle Miller	7.24	1-1	10	0	0	0/0	4	13.2	18	11	11	4	15	3	2	2	56	.321	1	2	0	1	2
26	Fischer Rausch	7.36	1-0	6	0	0	0/0	0	7.1	7	7	6	5	14	1	0	2	30	.233	0	0	0	0	0
21	Logan Katen	8.10	1-1	6	0	0	0/0	0	6.2	6	6	6	5	5	2	0	0	25	.240	3	2	0	0	0
25	Ethan Osborne	8.31	0-1	4	0	0	0/0	0	4.1	6	4	4	1	3	1	0	4	19	.316	0	0	0	0	0
16	Payton Lawrence	11.48	0-1	6	4	0	0/0	0	13.1	20	20	17	9	17	5	1	4	60	.333	0	4	0	0	1

Totals		5.24	14-10	24	24	1	0/0	5	207.2	204	136	121	69	213	46	7	37	802	.254	16	19	0	7	14
Opponents		6.94	10-14	24	24	0	0/0	7	206.1	237	189	159	93	179	48	5	33	820	.289	21	41	2	15	12

PB - Team (2), Ackerman, N. 2, Opp (6). Pickoffs - Team (2), Hernandez, E 1, Niznik, N. 1, Opp (1). SBA/ATT - Ackerman, N. (17-20), Niznik, N. (2-5), Ralls, H. (3-3), Hernandez, E (3-3), Dow, H. (2-2), Katen, L. (2-2), Miller, K. (2-2), Wilma, C. (2-2), Ortiz, Y. (1-1), Rausch, F. (1-1), Johnston, G. (1-1).



SOUTHEAST MISSOURI BASEBALL



2023 HITTING STATISTICS

Southeast Missouri Hitting Statistics (Home Games)

Home: 18-9 OVC: 9-3

No.	Name	Avg.	GP-GS	AB	R	H	2B	3B	HR	RBI	TB	SLG%	BB	HBP	SO	GDP	OB%	SF	SH	SB-ATT	PO	A	E	FLD%	
6	Chance Resetch	.371	27-25	97	26	36	8	1	3	18	55	.567	7	7	16	2	.446	1	5	3-5	25	42	5	.931	
14	Peyton Leeper	.317	27-26	82	21	26	7	2	2	14	43	.524	20	3	11	3	.458	2	3	4-4	38	64	9	.919	
10	Lincoln Andrews	.292	25-25	96	15	28	5	0	1	21	36	.375	8	2	23	1	.349	3	0	0-0	173	13	3	.984	
5	Danny Sperling	.283	20-17	53	8	15	3	0	0	9	18	.340	10	1	9	0	.400	1	3	0-2	3	16	3	.864	
1	Jevon Mason	.280	26-25	100	30	28	3	0	6	21	49	.490	15	2	31	2	.385	0	1	8-9	61	1	0	1.000	
27	Carlos Aranda	.279	21-17	61	16	17	2	0	4	14	31	.508	15	6	19	3	.452	2	0	1-3	18	0	0	1.000	
23	Brett Graber	.265	23-22	83	15	22	6	0	2	18	34	.410	8	1	14	2	.337	0	0	1-4	60	1	0	1.000	
17	Josh Cameron	.255	27-27	110	21	28	6	2	5	26	53	.482	11	3	29	1	.339	0	3	6-7	65	0	2	.970	
12	Nolan Ackerman	.239	22-20	71	8	17	5	0	0	6	22	.310	2	1	12	3	.267	1	4	0-0	173	12	1	.995	

2	Cole Warehime	.500	2-0	2	2	1	0	0	0	0	1	.500	1	0	1	0	.667	0	0	0-0	0	0	0	.000	
44	Yanluis Ortiz	.333	3-1	3	1	1	0	0	0	0	1	.333	1	0	0	0	.500	0	0	0-0	9	0	0	1.000	
9	Gunnar Doyle	.286	16-11	35	6	10	1	0	0	6	11	.314	9	1	9	0	.435	1	1	1-2	37	15	1	.981	
11	Ben Palmer	.226	14-8	31	6	7	0	0	0	3	7	.226	1	1	6	0	.265	1	1	1-1	14	23	1	.974	
13	Caleb Rodgers	.200	11-8	25	2	5	0	0	1	5	8	.320	3	0	7	0	.286	0	0	0-0	11	9	1	.952	
8	Ty Stauss	.179	8-7	28	3	5	2	0	1	5	10	.357	3	1	4	1	.281	0	0	0-0	35	5	0	1.000	
19	Spencer Parker	.143	8-4	14	1	2	1	0	0	1	3	.214	3	1	6	1	.316	1	0	0-0	2	0	0	1.000	
Totals		.278	27-27	891	181	248	49	5	25	167	382	.429	117	30	197	19	.376	13	21	25-37	738	228	30	.970	
Opponents		.240	27-27	936	128	225	47	8	23	124	357	.381	77	18	219	12	.308	8	10	24-29	689	250	36	.963	

LOB - Team (202), Opp (183). DPs turned - Team (16), Opp (22). IBB - Team (5), Cameron, J. 3, Aranda, C. 1, Ackerman, N. 1.

Southeast Missouri Hitting Statistics (Away Games)

Away: 8-20 OVC: 5-7

No.	Name	Avg.	GP-GS	AB	R	H	2B	3B	HR	RBI	TB	SLG%	BB	HBP	SO	GDP	OB%	SF	SH	SB-ATT	PO	A	E	FLD%	
17	Josh Cameron	.363	28-28	102	30	37	7	2	11	25	81	.794	17	8	24	1	.488	0	0	7-7	74	0	1	.987	
1	Jevon Mason	.339	27-26	109	24	37	7	1	4	17	58	.532	12	7	24	2	.434	1	0	4-4	48	2	0	1.000	
5	Danny Sperling	.338	22-20	68	11	23	2	0	1	12	28	.412	10	5	10	1	.458	0	0	1-1	29	17	0	1.000	
10	Lincoln Andrews	.274	23-23	84	8	23	4	0	4	20	39	.464	8	5	22	1	.367	1	1	0-0	128	8	0	1.000	
14	Peyton Leeper	.261	28-28	92	26	24	4	0	7	24	49	.533	16	9	17	1	.419	0	1	3-4	40	55	11	.896	
23	Brett Graber	.208	27-27	101	17	21	5	0	2	11	32	.317	4	5	31	2	.273	0	3	0-0	52	0	2	.963	
6	Chance Resetch	.204	27-25	103	18	21	3	3	2	19	36	.350	4	6	25	4	.274	0	1	3-5	32	34	4	.943	
27	Carlos Aranda	.145	23-20	62	14	9	1	0	2	11	16	.258	7	9	25	2	.313	2	0	3-3	1	0	0	1.000	
12	Nolan Ackerman	.138	21-18	65	5	9	1	0	0	4	10	.154	10	1	15	2	.263	0	3	0-0	178	10	1	.995	

19	Spencer Parker	.273	6-2	11	2	3	1	0	0	2	4	.364	1	0	5	0	.333	0	0	0-0	0	0	0	.000	
9	Gunnar Doyle	.190	10-5	21	3	4	1	0	1	2	8	.381	3	1	12	0	.320	0	0	0-0	7	1	0	1.000	
11	Ben Palmer	.167	15-11	36	5	6	0	0	1	6	9	.250	4	0	14	2	.238	2	2	0-1	17	14	4	.886	
8	Ty Stauss	.158	8-7	19	5	3	0	0	1	3	6	.316	3	3	4	0	.360	0	0	0-0	23	1	0	1.000	
13	Caleb Rodgers	.133	14-8	30	1	4	0	0	0	2	4	.133	2	0	10	1	.182	1	0	0-0	7	13	1	.952	
44	Yanluis Ortiz	.000	5-4	12	2	0	0	0	0	0	0	.000	1	1	4	0	.143	0	0	0-0	28	2	0	1.000	
2	Cole Warehime	.000	2-0	1	1	0	0	0	0	0	0	.000	0	1	1	0	.500	0	0	0-0	0	1	0	1.000	
Totals		.245	28-28	916	172	224	36	6	36	158	380	.415	102	61	243	19	.356	7	11	21-25	670	181	28	.968	
Opponents		.291	28-28	891	193	259	55	9	49	180	479	.538	101	32	230	11	.377	15	15	33-37	726	235	22	.978	

LOB - Team (199), Opp (191). DPs turned - Team (17), Opp (21). IBB - Team (2), Cameron, J. 2, Opp (2). Picked off - Cameron, J. 1, Leeper, P. 1, Sperling, D. 1.



SOUTHEAST MISSOURI BASEBALL



2023 HITTING STATISTICS

Southeast Missouri Hitting Statistics (Neutral Games)

Neutral: 0-1

No.	Name	Avg.	GP-GS	AB	R	H	2B	3B	HR	RBI	TB	SLG%	BB	HBP	SO	GDP	OB%	SF	SH	SB-ATT	PO	A	E	FLD%
11	Ben Palmer	.667	1-1	3	0	2	1	0	0	0	3	1.000	0	0	0	0	.667	0	1	0-0	2	4	1	.857
13	Caleb Rodgers	.500	1-1	4	1	2	0	0	1	1	5	1.250	0	0	0	0	.500	0	0	0-0	2	4	0	1.000
12	Nolan Ackerman	.500	1-1	2	1	1	0	0	0	0	1	.500	0	0	0	0	.500	0	0	0-0	2	0	0	1.000
10	Lincoln Andrews	.400	1-1	5	1	2	1	0	0	2	3	.600	0	0	0	0	.400	0	0	0-0	9	0	0	1.000
27	Carlos Aranda	.333	1-1	3	1	1	0	0	1	2	4	1.333	1	0	1	0	.500	0	0	0-0	3	0	0	1.000
5	Danny Sperling	.250	1-1	4	0	1	0	0	0	0	1	.250	0	0	0	0	.250	0	0	0-0	0	0	0	.000
17	Josh Cameron	.200	1-1	5	1	1	1	0	0	0	2	.400	0	0	2	0	.200	0	0	0-0	1	0	0	1.000
14	Peyton Leeper	.200	1-1	5	0	1	0	0	0	0	1	.200	0	0	0	0	.200	0	0	0-0	2	2	0	1.000
1	Jevon Mason	.000	1-1	5	1	0	0	0	0	0	0	.000	0	0	2	0	.000	0	0	0-0	2	0	0	1.000
9	Gunnar Doyle	.000	1-0	1	0	0	0	0	0	0	0	.000	0	0	0	0	.000	0	0	0-0	0	0	0	.000
44	Yanluis Ortiz	.000	1-0	1	0	0	0	0	0	0	0	.000	0	0	0	0	.000	0	0	0-0	4	0	0	1.000
Totals		.289	1-1	38	6	11	3	0	2	5	20	.526	1	0	5	0	.308	0	1	0-0	27	11	1	.974
Opponents		.350	1-1	40	7	14	2	0	0	6	16	.400	3	0	6	0	.395	0	2	1-1	27	7	1	.971

LOB - Team (7), Opp (11).

Southeast Missouri Hitting Statistics (Non-Conference Games)

Overall: 12-20 Home: 9-6 Away: 3-13 Neutral: 0-1

No.	Name	Avg.	GP-GS	AB	R	H	2B	3B	HR	RBI	TB	SLG%	BB	HBP	SO	GDP	OB%	SF	SH	SB-ATT	PO	A	E	FLD%
14	Peyton Leeper	.281	32-31	96	19	27	3	1	5	16	47	.490	21	5	19	2	.434	0	4	4-4	48	65	12	.904
5	Danny Sperling	.274	22-18	62	9	17	1	0	0	6	18	.290	10	2	15	1	.392	0	1	0-1	11	14	0	1.000
1	Jevon Mason	.269	30-28	108	24	29	5	0	3	13	43	.398	15	6	34	2	.385	1	1	8-8	77	2	0	1.000
10	Lincoln Andrews	.267	28-28	105	13	28	4	0	4	23	44	.419	6	5	21	1	.333	1	0	0-0	169	17	2	.989
17	Josh Cameron	.256	32-32	121	21	31	6	3	4	17	55	.455	13	6	32	0	.357	0	3	6-7	89	0	2	.978
6	Chance Resetchich	.243	31-28	107	22	26	5	2	4	24	47	.439	9	6	22	5	.336	0	4	2-4	26	42	6	.919
12	Nolan Ackerman	.236	20-16	55	5	13	3	0	0	5	16	.291	4	1	10	3	.295	1	3	0-0	149	12	1	.994
27	Carlos Aranda	.212	29-28	85	19	18	1	0	6	17	37	.435	18	8	32	2	.393	1	0	2-4	20	0	0	1.000
23	Brett Graber	.200	26-25	95	13	19	6	0	0	9	25	.263	9	2	24	2	.283	0	2	1-2	47	0	2	.959

19	Spencer Parker	.238	12-5	21	2	5	2	0	0	3	7	.333	2	1	9	1	.320	1	0	0-0	1	0	0	1.000
11	Ben Palmer	.235	15-10	34	4	8	1	0	0	3	9	.265	3	1	9	0	.316	0	2	1-2	17	22	5	.886
13	Caleb Rodgers	.231	15-11	39	3	9	0	0	2	4	15	.385	2	0	13	0	.268	0	0	0-0	12	23	1	.972
9	Gunnar Doyle	.222	16-10	36	5	8	1	0	0	4	9	.250	8	1	13	0	.378	0	1	1-2	41	16	1	.983
8	Ty Stauss	.170	16-14	47	8	8	2	0	2	8	16	.340	6	4	8	1	.316	0	0	0-0	58	6	0	1.000
44	Yanluis Ortiz	.000	6-4	13	2	0	0	0	0	0	0	.000	1	1	4	0	.133	0	0	0-0	32	2	0	1.000
2	Cole Warehime	.000	2-0	1	1	0	0	0	0	0	0	.000	0	1	1	0	.500	0	0	0-0	0	1	0	1.000
Totals		.240	32-32	1025	170	246	40	6	30	152	388	.379	127	50	266	20	.350	5	21	25-34	812	255	39	.965
Opponents		.276	32-32	1065	192	294	58	10	35	176	477	.448	112	31	242	14	.357	16	13	40-46	823	295	27	.976

LOB - Team (235), Opp (233). DPs turned - Team (18), Opp (23). IBB - Team (3), Cameron, J. 2, Aranda, C. 1, Opp (2). Picked off - Cameron, J. 1, Sperling, D. 1.



SOUTHEAST MISSOURI BASEBALL



2023 PITCHING STATISTICS

Southeast Missouri Pitching Statistics (Home Games)

Home: 18-9 OVC: 9-3

No.	Name	ERA	W-L	APP	GS	CG	SHO/CBO	SV	IP	H	R	ER	BB	SO	2B	3B	HR	AB	B/Avg.	WP	HBP	BK	SFA	SHA
18	Noah Niznik	2.36	5-2	7	7	1	0/1	0	45.2	35	14	12	4	44	11	3	3	169	.207	2	2	0	2	1
16	Payton Lawrence	4.05	3-1	8	6	0	0/1	0	33.1	22	15	15	13	36	5	0	3	117	.188	3	4	0	2	0
22	Haden Dow	4.24	3-1	7	7	0	0/0	0	34.0	30	21	16	6	27	7	1	3	125	.240	1	0	0	2	3

55	Michael Moore	0.00	0-0	2	0	0	0/0	0	2.2	1	0	0	2	0	0	0	0	8	.125	0	0	0	0	0
38	Esteban Hernandez	1.77	2-0	8	1	0	0/0	0	20.1	13	4	4	4	17	0	0	2	73	.178	0	2	0	0	0
15	Gavin Johnston	2.70	0-0	8	0	0	0/1	0	10.0	10	3	3	4	12	3	0	0	40	.250	2	1	0	0	0
37	Hunter Ralls	3.20	0-0	9	0	0	0/0	0	19.2	26	8	7	6	13	6	0	0	84	.310	0	0	0	0	1
35	Eddie White	3.72	0-1	5	1	0	0/0	0	9.2	10	5	4	2	7	1	0	2	39	.256	1	1	0	0	0
7	Kyle Miller	4.15	0-0	11	0	0	0/1	5	17.1	22	12	8	7	13	0	2	1	72	.306	1	1	0	1	2
31	Michael Laudando	4.50	0-0	2	0	0	0/0	0	2.0	3	2	1	0	2	0	0	0	9	.333	0	1	0	0	0
21	Logan Katen	4.76	1-1	9	0	0	0/0	2	11.1	8	6	6	3	7	4	0	1	41	.195	3	2	0	0	0
24	Collin Wilma	5.12	2-1	7	3	0	0/0	0	19.1	20	14	11	8	18	4	1	3	72	.278	1	3	0	1	3
26	Fischer Rausch	6.48	0-0	7	1	0	0/0	0	8.1	8	7	6	10	13	1	0	0	34	.235	2	0	0	0	0
20	Jonah Sarabia	9.82	0-1	2	1	0	0/0	0	3.2	4	4	4	2	3	0	1	0	14	.286	0	1	0	0	0
25	Ethan Osborne	11.37	2-1	6	0	0	0/0	0	6.1	8	8	8	3	5	1	0	4	27	.296	0	0	0	0	0
32	Jeb Callaghan	13.50	0-0	2	0	0	0/0	0	0.2	2	1	1	0	2	2	0	0	4	.500	0	0	0	0	0
28	Anthony Klein	13.50	0-0	1	0	0	0/0	0	0.2	2	1	1	1	0	2	0	0	4	.500	0	0	0	0	0
33	Bryce Grossius	27.00	0-0	1	0	0	0/0	0	1.0	1	3	3	2	0	0	0	1	4	.250	0	0	0	0	0
Totals		4.02	18-9	27	27	1	2/2	7	246.0	225	128	110	77	219	47	8	23	936	.240	16	18	0	8	10
Opponents		5.80	9-18	27	27	0	1/1	3	229.2	248	181	148	117	197	49	5	25	891	.278	28	30	3	13	21

PB - Team (7), Stauss, T. 6, Ackerman, N. 1, Opp (9). Pickoffs - Team (7), Niznik, N. 3, Wilma, C. 1, Moore, M. 1, Lawrence, P. 1, Miller, K. 1. SBA/ATT - Ackerman, N. (13-16), Stauss, T. (10-12), Ralls, H. (5-6), Wilma, C. (3-3), Sarabia, J. (2-3), Lawrence, P. (2-3), Miller, K. (3-3), Hernandez, E. (3-3), Moore, M. (2-2), Dow, H. (1-2), Ortiz, Y. (1-1), Osborne, E. (1-1), Katen, L. (1-1), Rausch, F. (1-1), Niznik, N. (0-1).

Southeast Missouri Pitching Statistics (Away Games)

Away: 8-20 OVC: 5-7

No.	Name	ERA	W-L	APP	GS	CG	SHO/CBO	SV	IP	H	R	ER	BB	SO	2B	3B	HR	AB	B/Avg.	WP	HBP	BK	SFA	SHA
18	Noah Niznik	6.03	1-4	7	7	0	0/0	0	34.1	35	28	23	14	39	6	1	8	128	.273	1	2	0	2	4
37	Hunter Ralls	3.00	1-0	11	0	0	0/0	0	18.0	14	7	6	5	13	2	0	4	65	.215	2	0	0	1	2
22	Haden Dow	4.91	1-2	7	7	0	0/0	0	29.1	29	17	16	14	24	4	0	5	112	.259	2	5	0	1	1
24	Collin Wilma	5.40	1-1	8	2	0	0/0	0	20.0	25	13	12	7	18	7	1	2	78	.321	0	5	0	2	4
25	Ethan Osborne	5.54	1-2	7	2	0	0/0	0	13.0	18	9	8	5	9	3	0	4	56	.321	2	0	0	1	0
15	Gavin Johnston	5.74	0-1	11	0	0	0/0	1	15.2	15	13	10	10	17	5	0	2	63	.238	6	1	0	1	0
26	Fischer Rausch	6.10	1-0	10	0	0	0/0	0	10.1	8	7	7	8	18	1	1	2	37	.216	0	1	0	2	0
33	Bryce Grossius	6.23	1-1	2	1	0	0/0	0	4.1	6	3	3	1	4	0	0	1	18	.333	0	3	1	0	0
35	Eddie White	7.15	0-2	8	3	0	0/0	0	11.1	18	9	9	2	9	9	1	1	51	.353	0	1	0	1	0
16	Payton Lawrence	8.10	0-1	8	3	0	0/0	0	16.2	24	18	15	8	21	5	1	4	72	.333	3	3	0	1	1
38	Esteban Hernandez	10.59	0-2	10	3	0	0/0	0	17.0	22	20	20	4	20	3	1	6	71	.310	3	4	0	0	0
21	Logan Katen	10.80	0-1	10	0	0	0/0	0	10.0	10	12	12	12	12	1	0	2	42	.238	1	2	1	0	0
7	Kyle Miller	10.93	1-2	9	0	0	0/0	1	14.0	20	17	17	2	16	6	0	6	58	.345	1	2	0	1	2
20	Jonah Sarabia	15.75	0-1	4	0	0	0/0	0	4.0	7	8	7	3	4	1	1	0	18	.389	0	1	0	1	0
31	Michael Laudando	16.20	0-0	2	0	0	0/0	0	1.2	3	3	3	2	2	0	1	0	7	.429	1	0	0	0	1
28	Anthony Klein	16.88	0-0	4	0	0	0/0	0	2.2	4	6	5	3	4	2	1	1	12	.333	0	1	0	0	0
55	Michael Moore	27.00	0-0	1	0	0	0/0	0	1.0	1	3	3	1	0	0	0	1	3	.333	0	1	0	1	0
Totals		7.09	8-20	28	28	0	0/0	2	223.1	259	193	176	101	230	55	9	49	891	.291	22	32	2	15	15
Opponents		5.69	20-8	28	28	1	3/2	10	242.0	224	172	153	102	243	36	6	36	916	.245	25	61	3	7	11

PB - Team (7), Ackerman, N. 4, Ortiz, Y. 2, Stauss, T. 1, Opp (3). Pickoffs - Team (6), Niznik, N. 3, Dow, H. 1, Wilma, C. 1, Hernandez, E. 1, Opp (3). SBA/ATT - Ackerman, N. (19-22), Stauss, T. (8-8), Niznik, N. (5-8), Ortiz, Y. (6-6), Rausch, F.



SOUTHEAST MISSOURI BASEBALL



2023 PITCHING STATISTICS

Southeast Missouri Pitching Statistics (Neutral Games)

Neutral: 0-1

No.	Name	ERA	W-L	APP	GS	CG	SHO/CBO	SV	IP	H	R	ER	BB	SO	2B	3B	HR	AB	B/Avg.	WP	HBP	BK	SFA	SHA
7	Kyle Miller	0.00	0-0	1	0	0	0/0	0	1.0	1	0	0	1	1	0	0	0	3	.333	0	0	0	0	1
18	Noah Niznik	4.76	0-1	1	1	0	0/0	0	5.2	8	4	3	2	2	2	0	0	26	.308	0	0	0	0	0
37	Hunter Ralls	9.00	0-0	1	0	0	0/0	0	2.0	3	2	2	0	3	0	0	0	8	.375	0	0	0	0	1
38	Esteban Hernandez	27.00	0-0	1	0	0	0/0	0	0.1	2	1	1	0	0	0	0	0	3	.667	0	0	0	0	0
Totals		6.00	0-1	1	1	0	0/0	0	9.0	14	7	6	3	6	2	0	0	40	.350	0	0	0	0	2
Opponents		3.00	1-0	1	1	0	0/0	1	9.0	11	6	3	1	5	3	0	2	38	.289	1	0	0	0	1

SBA/ATT - Ackerman, N. (1-1), Niznik, N. (1-1).

Southeast Missouri Pitching Statistics (Non-Conference Games)

Overall: 12-20 Home: 9-6 Away: 3-13 Neutral: 0-1

No.	Name	ERA	W-L	APP	GS	CG	SHO/CBO	SV	IP	H	R	ER	BB	SO	2B	3B	HR	AB	B/Avg.	WP	HBP	BK	SFA	SHA
18	Noah Niznik	2.85	2-4	7	7	0	0/1	0	41.0	38	15	13	6	32	10	1	3	155	.245	0	3	0	1	2
16	Payton Lawrence	3.19	3-1	10	5	0	0/1	0	36.2	26	13	13	12	40	5	0	3	129	.202	6	3	0	3	0

37	Hunter Ralls	3.98	1-0	11	0	0	0/0	0	20.1	27	11	9	6	16	3	0	2	86	.314	1	0	0	1	1
24	Collin Wilma	4.84	1-1	8	4	0	0/0	0	22.1	25	16	12	12	18	6	1	2	85	.294	1	3	0	2	3
15	Gavin Johnston	4.85	0-1	10	0	0	0/1	0	13.0	11	10	7	7	18	4	0	0	50	.220	4	2	0	0	0
35	Eddie White	5.17	0-2	10	4	0	0/0	0	15.2	20	10	9	3	13	6	1	2	66	.303	0	2	0	1	0
26	Fischer Rausch	5.56	0-0	11	1	0	0/0	0	11.1	9	7	7	13	17	1	1	0	41	.220	2	1	0	2	0
22	Haden Dow	6.56	1-2	6	6	0	0/0	0	23.1	25	18	17	9	17	5	1	4	88	.284	1	3	0	2	3
7	Kyle Miller	6.75	0-1	11	0	0	0/1	2	18.2	25	18	14	6	15	3	0	5	77	.325	1	1	0	1	3
25	Ethan Osborne	7.20	3-2	9	2	0	0/0	0	15.0	20	13	12	7	11	3	0	4	64	.313	2	0	0	1	0
21	Logan Katen	7.36	0-1	13	0	0	0/0	2	14.2	12	12	12	10	14	3	0	3	58	.207	1	2	1	0	0
55	Michael Moore	7.36	0-0	3	0	0	0/0	0	3.2	2	3	3	3	0	0	0	1	11	.182	0	1	0	1	0
38	Esteban Hernandez	9.42	0-2	10	1	0	0/0	0	14.1	22	15	15	4	10	2	1	3	65	.338	2	3	0	0	0
31	Michael Laudando	9.82	0-0	4	0	0	0/0	0	3.2	6	5	4	2	4	0	1	0	16	.375	1	1	0	0	1
33	Bryce Grossius	10.12	1-1	3	1	0	0/0	0	5.1	7	6	6	3	4	0	0	2	22	.318	0	3	1	0	0
20	Jonah Sarabia	12.91	0-2	6	1	0	0/0	0	7.2	11	12	11	5	7	1	2	0	32	.344	0	2	0	1	0
32	Jeb Callaghan	13.50	0-0	2	0	0	0/0	0	0.2	2	1	1	0	2	2	0	0	4	.500	0	0	0	0	0
28	Anthony Klein	16.20	0-0	5	0	0	0/0	0	3.1	6	7	6	4	4	4	1	1	16	.375	0	1	0	0	0
Totals		5.69	12-20	32	32	0	2/2	4	270.2	294	192	171	112	242	58	10	35	1065	.276	22	31	2	16	13
Opponents		4.76	20-12	32	32	1	4/3	7	274.1	246	170	145	127	266	40	6	30	1025	.240	33	50	4	5	21

PB - Team (12), Stauss, T. 7, Ackerman, N. 3, Ortiz, Y. 2, Opp (6). Pickoffs - Team (11), Niznik N. 5, Wilma, C. 2, Lawrence, P. 1, Dow, H. 1, Moore, M. 1, Miller, K. 1, Opp (2).

SBA/ATT - Stauss, T. (18-20), Ackerman, N. (16-19), Ralls, H. (5-7), Ortiz, Y. (6-6), Rausch, F. (5-5), Niznik, N. (4-5), Miller, K. (4-4), Sarabia, J. (3-4), Hernandez, E. (4-4),

Wilma, C. (4-4), Osborne, E. (3-3), Lawrence, P. (2-3), Moore, M. (2-2), Laudando, M. (2-2), Dow, H. (1-2), Katen, L. (1-1).



SEMO
BASEBALL



SOUTHEAST MISSOURI BASEBALL



2023 OVC BASEBALL RANKINGS

2023 Standings

	OVC	Pct.	Overall	Pct.
Morehead State	16-7	.696	36-20	.643
Little Rock	14-8	.636	31-23	.574
Southeast Missouri	14-10	.583	26-30	.464
UT Martin	14-10	.583	22-34	.393
Eastern Illinois	13-11	.542	38-21	.644
Tennessee Tech	10-14	.417	21-34	.382
SIUE	9-15	.375	26-28	.481
Southern Indiana	8-15	.348	17-38	.309
Lindenwood	8-16	.333	13-42	.236



Batting Average

Little Rock.....	.299
UT Martin.....	.287
Eastern Illinois.....	.287
Tennessee Tech.....	.277
Morehead State.....	.276

Slugging Percentage

Morehead State.....	.508
Tennessee Tech.....	.468
Little Rock.....	.466
UT Martin.....	.455
SIUE.....	.446

On-Base Percentage

Southern Indiana.....	.390
Eastern Illinois.....	.389
Little Rock.....	.388
Tennessee Tech.....	.383
UT Martin.....	.376

Runs Scored

Eastern Illinois.....	418
Morehead State.....	412
Southeast Missouri.....	359
Little Rock.....	358
UT Martin.....	347

Hits

Eastern Illinois.....	592
Little Rock.....	553
UT Martin.....	541
Tennessee Tech.....	524
Morehead State.....	516

Runs Batted In

Morehead State.....	367
Eastern Illinois.....	366
Southeast Missouri.....	330
Little Rock.....	326
SIUE.....	315

Doubles

UT Martin.....	115
Eastern Illinois.....	109
SIUE.....	105
Morehead State.....	103
Southeast Missouri.....	88
Tennessee Tech.....	88

Triples

Morehead State.....	19
Southern Indiana.....	16
Little Rock.....	16
UT Martin.....	15
Lindenwood.....	12

Home Runs

Morehead State.....	97
Tennessee Tech.....	89
SIUE.....	69
Southeast Missouri.....	63
Little Rock.....	63

Total Bases

Morehead State.....	948
Tennessee Tech.....	887
Eastern Illinois.....	881
Little Rock.....	861
UT Martin.....	857

Total Plate Appearances

Eastern Illinois.....	2515
Tennessee Tech.....	2256
Southern Indiana.....	2248
Morehead State.....	2220
UT Martin.....	2217

At Bats

Eastern Illinois.....	2063
Tennessee Tech.....	1895
UT Martin.....	1885
Morehead State.....	1867
SIUE.....	1861

Walks

Tennessee Tech.....	288
Eastern Illinois.....	286
Southern Indiana.....	283
Morehead State.....	263
SIUE.....	238

Hit By Pitch

Southern Indiana.....	94
Southeast Missouri.....	91
Eastern Illinois.....	78
Little Rock.....	61
UT Martin.....	58

Strikeouts

Morehead State.....	517
Tennessee Tech.....	489
Lindenwood.....	456
SIUE.....	450
Southern Indiana.....	449

SAC Bunts

Eastern Illinois.....	57
Southeast Missouri.....	33
UT Martin.....	30
Southern Indiana.....	28
SIUE.....	21

SAC Flies

Eastern Illinois.....	30
Southern Indiana.....	28
Morehead State.....	22
Southeast Missouri.....	20
UT Martin.....	19

Stolen Bases

Eastern Illinois.....	97
UT Martin.....	72
Tennessee Tech.....	65
Morehead State.....	63
Little Rock.....	61

Earned Run Average

Eastern Illinois.....	4.92
Little Rock.....	5.05
Southeast Missouri.....	5.49
Morehead State.....	5.84
UT Martin.....	6.34

Opposing Batting Average

Southeast Missouri.....	.267
Little Rock.....	.268
Eastern Illinois.....	.274
SIUE.....	.278
Morehead State.....	.291

Innings Pitched

Eastern Illinois.....	518.0
Southeast Missouri.....	478.1
Morehead State.....	477.2
UT Martin.....	471.0
Tennessee Tech.....	468.2

Batters Struck Out

Southeast Missouri.....	455
Morehead State.....	434
SIUE.....	434
Tennessee Tech.....	422
Eastern Illinois.....	418

Batters Struck Out Looking

Southeast Missouri.....	138
Tennessee Tech.....	127
Morehead State.....	123
UT Martin.....	114
Little Rock.....	109

Wins

Eastern Illinois.....	38
Morehead State.....	36
Little Rock.....	31
SIUE.....	26
Southeast Missouri.....	26



SOUTHEAST MISSOURI BASEBALL



2023 OVC BASEBALL RANKINGS

Losses

Lindenwood.....	42
Southern Indiana.....	38
UT Martin.....	34
Tennessee Tech.....	34
Southeast Missouri.....	30

Saves

Eastern Illinois.....	14
Morehead State.....	12
UT Martin.....	12
Tennessee Tech.....	11
SIUE.....	11

Runners Picked Off

Southeast Missouri.....	13
Southern Indiana.....	12
Tennessee Tech.....	8
Lindenwood.....	6
SIUE.....	4
Eastern Illinois.....	4

Hits Allowed

Little Rock.....	488
Southeast Missouri.....	498
SIUE.....	508
Tennessee Tech.....	551
Morehead State.....	557

Runs Allowed

Eastern Illinois.....	325
Southeast Missouri.....	328
Little Rock.....	331
Morehead State.....	355
SIUE.....	361

Earned Runs Allowed

Little Rock.....	263
Eastern Illinois.....	283
Southeast Missouri.....	292
Morehead State.....	310
UT Martin.....	332
SIUE.....	332

Walks Allowed

Southeast Missouri.....	181
Eastern Illinois.....	209
UT Martin.....	223
Lindenwood.....	229
Morehead State.....	267

Home Runs Allowed

Little Rock.....	52
Eastern Illinois.....	60
SIUE.....	60
Lindenwood.....	62
UT Martin.....	66

Batting Average

Nico Baumbach, LR.....	372
Tyler Williams, LR.....	368
Brennan Orf, SIUE.....	351
Andrew Fernandez, UTM.....	348
Jackson Feltner, MOR.....	348

Slugging Percentage

Brennan Orf, SIUE.....	759
Ryley Preece, MOR.....	739
John Dyer, TTU.....	710
Jackson Feltner, MOR.....	652
Nico Baumbach, LR.....	643

On-Base Percentage

Brennan Orf, SIUE.....	506
Jackson Feltner, MOR.....	477
Ricardo Van Grieken, USI.....	473
Hunter McLean, UTM.....	465
Hayden Gilliland, TTU.....	454

Runs Scored

Brennan Orf, SIUE.....	73
Ryley Preece, MOR.....	73
Ryan Ignoffo, EIU.....	65
Jackson Feltner, MOR.....	60
Caleb Hobson, UTM.....	55
Jevon Mason, SEMO.....	55

Hits

Tyler Williams, LR.....	82
Andrew Fernandez, UTM.....	80
Ryan Ignoffo, EIU.....	79
Nico Baumbach, LR.....	74
Ryley Preece, MOR.....	73

Runs Batted In

Ryan Ignoffo, EIU.....	60
Peyton Mills, TTU.....	60
Roman Kuntz, MOR.....	54
Tucker Ebest, USI.....	53
Ryley Preece, MOR.....	53
Andrew Fernandez, UTM.....	53

Doubles

Andrew Fernandez, UTM.....	21
Brady Buntin, SIUE.....	20
Blaze Bell, UTM.....	18
Colton Becker, MOR.....	17
Brennan Orf, SIUE.....	17
Zac Rice, UTM.....	17

Triples

Tyler Williams, LR.....	7
Caleb Hobson, UTM.....	6
Ryley Preece, MOR.....	5
Colton Becker, MOR.....	4
Chance Resetch, SEMO.....	4
Josh Cameron, SEMO.....	4

Home Runs

John Dyer, TTU.....	23
Ryley Preece, MOR.....	21
Brennan Orf, SIUE.....	19
Peyton Mills, TTU.....	17
Josh Cameron, SEMO.....	16

Total Bases

Ryley Preece, MOR.....	161
John Dyer, TTU.....	147
Brennan Orf, SIUE.....	145
Ryan Ignoffo, EIU.....	141
Josh Cameron, SEMO.....	136

Walks

Brennan Orf, SIUE.....	54
Jackson Feltner, MOR.....	49
Ryley Preece, MOR.....	48
Hayden Gilliland, TTU.....	44
Skyler Trevino, LR.....	39

Stolen Bases

Caleb Hobson, UTM.....	36
Ryan Ignoffo, EIU.....	29
Logan Eickhoff, EIU.....	25
Avery Owusu-Asiedu, SIUE.....	24
Tyler Williams, LR.....	23

Total Plate Appearances

Lincoln Riley, EIU.....	289
Ryan Ignoffo, EIU.....	286
Ryley Preece, MOR.....	270
Jackson Feltner, MOR.....	266
Caleb Hobson, UTM.....	263

At Bats

Ryan Ignoffo, EIU.....	236
Lincoln Riley, EIU.....	231
Andrew Fernandez, UTM.....	230
Tyler Williams, LR.....	223
Ryley Preece, MOR.....	218

Earned Run Average

Jackson Wells, LR.....	1.65
Nick Laxner, EIU.....	3.21
Noah Niznik, SEMO.....	3.99
Tyler DeLong, SIUE.....	4.25
Haden Dow, SEMO.....	4.55

Opposing Batting Average

Jackson Wells, LR.....	.216
Tyler DeLong, SIUE.....	.227
Noah Niznik, SEMO.....	.241
Haden Dow, SEMO.....	.249
Jake Bockenstedt, SIUE.....	.250
Grant Herron, MOR.....	.250

Innings Pitched

Jackson Wells, LR.....	93.0
Ky Hampton, EIU.....	89.2
Noah Niznik, SEMO.....	85.2
Jake Bockenstedt, SIUE.....	84.2
Tyler Conklin, EIU.....	79.2

Batters Struck Out

Hunter Mann, TTU.....	91
Jake Bockenstedt, SIUE.....	88
Noah Niznik, SEMO.....	85
Jackson Wells, LR.....	80
Tyler DeLong, SIUE.....	77

Wins

Tyler Conklin, EIU.....	9
Luke Helton, MOR.....	7
Ky Hampton, EIU.....	7
Jackson Wells, LR.....	7

Saves

Zane Robbins, EIU.....	7
Jarrett Miller, MOR.....	6
Kyle Miller, SEMO.....	6
Jacob Morin, TTU.....	5
Zeus Ponder, SIUE.....	5

Appearances

Matt Bettio, MOR.....	29
Carter Stamm, USI.....	29
Riley Bradshaw, MOR.....	28
Zane Robbins, EIU.....	27
Luke Lyman, MOR.....	25

Games Started

Ky Hampton, EIU.....	17
Jackson Wells, LR.....	15
Noah Niznik, SEMO.....	15
Tyler Conklin, EIU.....	15
Jake Bockenstedt, SIUE.....	15

Losses

Preston Salazar, LIN.....	11
Eli Brown, LIN.....	7
Tyler Hutson, USI.....	7
Tristan Walton, UTM.....	7
Noah Niznik, SEMO.....	7



SOUTHEAST MISSOURI BASEBALL



2024 OVC BASEBALL TOURNAMENT



The 2024 Ohio Valley Conference Baseball Championship presented by SERVPRO will be held May 22-25 at Marion Stadium (formerly Rent One Park) in Marion, Illinois. It marks the second-straight year and third overall time (2019 being the other) the event has been held there. The Championship will also be held at the venue in 2025.

The OVC Baseball Championship has been held at a neutral site since 2001 and held at four other neutral site venues:

Paducah, Kentucky (2001-09), Jackson, Tennessee (2010-16, 2021), Oxford, Alabama (2017-18) and Lexington, Kentucky (2022).

Last year, Eastern Illinois won two games on the first day, and after a loss on Thursday, won three more games, including topping Morehead State in the title game, to claim its third OVC Tournament Championship and first since 2008.



Wednesday, May 22

- Game 1: #5 Seed vs. #8 Seed, 9 a.m. (ESPN+)
- Game 2: #6 Seed vs. #7 Seed, 12:30 p.m. (ESPN+)
- Game 3: #4 Seed vs. Winner Game 1, 4 p.m. (ESPN+)
- Game 4: #3 Seed vs. Winner Game 2, 7:30 p.m. (ESPN+)

First four games are single elimination

Thursday, May 23

- Game 5: #1 Seed vs. Winner Game 3, 11 a.m. (ESPN+)
- Game 6: #2 Seed vs. Winner Game 4, 4 p.m. (ESPN+)
- Game 7: Loser Game 5 vs. Loser Game 6, 7 p.m. (ESPN+)


Friday, May 24

- Game 8: Winner Game 5 vs. Winner Game 6, 2 p.m. (ESPN+)
- Game 9: Winner Game 7 vs. Loser Game 8, 6 p.m. (ESPN+)

Saturday, May 25

- Game 10: Winner Game 8 vs. Winner Game 9, 12 p.m. (ESPN+)
- Game 11: Game 10 Teams Repeated (if necessary) (ESPN+)

All Times Central



IN THIS SECTION | 2024 OPPONENTS • SAWYERS' RECORDS VS. ALL OPPONENTS

OPPONENTS



SOUTHEAST MISSOURI BASEBALL



2024 OPPONENTS



DALLAS BAPTIST

February 16-18, 2024

Location.....Dallas, Texas
 Founded.....1898
 Enrollment.....4,348
 Nickname.....Patriots
 Colors.....Navy Blue, Red & White
 Affiliation.....NCAA Division I
 Conference.....Conference USA
 President.....Dr. Adam Wright
 Head Coach.....Dan Heefner
 Record at DBU (Years).....607-311-1 (15)
 Website.....DBUPatriots.com



MURRAY STATE

February 20 & April 16, 2024

Location.....Murray, Ky.
 Founded.....1922
 Enrollment.....9,456
 Nickname.....Racers
 Colors.....Navy & Gold
 Affiliation.....NCAA Division I
 Conference.....Missouri Valley
 Director of Athletics.....Nico Yantko
 Head Coach.....Dan Skirka
 Record at MSU (Years).....128-115 (5)
 Website.....GoRacers.com



ST. THOMAS

February 23-25, 2024

Location.....Saint Paul, Minn.
 Founded.....1885
 Enrollment.....9,878
 Nickname.....Tommiess
 Colors.....Purple, Gray & White
 Affiliation.....NCAA Division I
 Conference.....The Summit League
 Director of Athletics.....Dr. Phil Esten
 Head Coach.....Chris Olean
 Record at ST (Years).....26-63 (2)
 Website.....TommieSports.com



MISSOURI

February 27, 2024

Location.....Columbia, Mo.
 Founded.....1839
 Enrollment.....31,412
 Nickname.....Tigers
 Colors.....Black & Gold
 Affiliation.....NCAA Division I
 Conference.....Southeastern (SEC)
 Director of Athletics.....Desiree Reed-Francois
 Head Coach.....Kerrick Jackson
 Record at MU (Years).....First Year
 Website.....MUTigers.com



TOLEDO

March 1-3, 2024

Location.....Toledo, Ohio
 Founded.....1872
 Enrollment.....14,363
 Nickname.....Rockets
 Colors.....Midnight Blue & Gold
 Affiliation.....NCAA Division I
 Conference.....Mid-American
 Director of Athletics.....Bryan B. Blair
 Head Coach.....Rob Reinstette
 Record at UT (Years).....111-129 (5)
 Website.....UTRockets.com



MIDDLE TENNESSEE

March 5, 2024

Location.....Murfreesboro, Tenn.
 Founded.....1911
 Enrollment.....20,086
 Nickname.....Blue Raiders
 Colors.....Royal Blue & White
 Affiliation.....NCAA Division I
 Conference.....Conference USA
 Director of Athletics.....Chris Massaro
 Head Coach.....Jerry Meyers
 Record at MTSU (Years).....26-28 (1)
 Website.....GoBlueRaiders.com



MARSHALL

March 8-10, 2024

Location.....Huntington, W.Va.
 Founded.....1837
 Enrollment.....14,000
 Nickname.....Thundering Herd
 Colors.....Kelly Green & White
 Affiliation.....NCAA Division I
 Conference.....Sun Belt
 Director of Athletics.....Christian Spears
 Head Coach.....Greg Beals
 Record at MU (Years).....16-37 (1)
 Website.....HerdZone.com



EVANSVILLE

March 13 & April 30, 2024

Location.....Evansville, Ind.
 Founded.....1854
 Enrollment.....2,822
 Nickname.....Purple Aces
 Colors.....Purple, White & Orange
 Affiliation.....NCAA Division I
 Conference.....Missouri Valley
 Director of Athletics.....Dr. Kenneth Siegfried
 Head Coach.....Wes Carroll
 Record at UE (Years).....389-408 (15)
 Website.....GoPurpleAces.com



WESTERN KENTUCKY

March 15-17, 2024

Location.....Bowling Green, Ky.
 Founded.....1906
 Enrollment.....16,750
 Nickname.....Hilltoppers
 Colors.....Red & White
 Affiliation.....NCAA Division I
 Conference.....Conference USA
 Director of Athletics.....Todd Stewart
 Head Coach.....Marc Rardin
 Record at WKU (Years).....33-26 (1)
 Website.....WKUSports.com



SOUTHEAST MISSOURI BASEBALL



2024 OPPONENTS



AUSTIN PEAY

March 19, 2024

Location..... Clarksville, Tenn.
 Founded..... 1927
 Enrollment..... 9,824
 Nickname..... Governors
 Colors..... Red & White
 Affiliation..... NCAA Division I
 Conference..... Atlantic Sun
 Director of Athletics..... Gerald Harrison
 Head Coach..... Roland Fanning
 Record at APSU (Years)..... 26-32 (1)
 Website..... LetsGoPeay.com



EASTERN ILLINOIS

March 22-24, 2024

Location..... Charleston, Ill.
 Founded..... 1895
 Enrollment..... 8,608
 Nickname..... Panthers
 Colors..... Blue, Gray & White
 Affiliation..... NCAA Division I
 Conference..... Ohio Valley
 Director of Athletics..... Tom Michael
 Head Coach..... Jason Anderson
 Record at EIU (Years)..... 189-203 (8)
 Website..... EIU Panthers.com



MISSOURI STATE

March 26 & April 2, 2024

Location..... Springfield, Mo.
 Founded..... 1905
 Enrollment..... 24,224
 Nickname..... Bears
 Colors..... Maroon & White
 Affiliation..... NCAA Division I
 Conference..... Missouri Valley
 Director of Athletics..... Kyle Moats
 Head Coach..... Keith Guttin
 Record at MSU (Years)..... 1,373-895 (41)
 Website..... MissouriStateBears.com



SIU EDWARDSVILLE

March 28-30, 2024

Location..... Edwardsville, Ill.
 Founded..... 1957
 Enrollment..... 12,519
 Nickname..... Cougars
 Colors..... Red & White
 Affiliation..... NCAA Division I
 Conference..... Ohio Valley
 Director of Athletics..... Andrew Gavin
 Head Coach..... Sean Lyons
 Record at SIUE (Years)..... 141-188 (7)
 Website..... SIUECougars.com



LITTLE ROCK

April 5-7, 2024

Location..... Little Rock, Ark.
 Founded..... 1927
 Enrollment..... 8,103
 Nickname..... Trojans
 Colors..... Maroon & Gray
 Affiliation..... NCAA Division I
 Conference..... Ohio Valley
 Director of Athletics..... George Lee
 Head Coach..... Chris Curry
 Record at LR (Years)..... 205-238 (9)
 Website..... LRTrojans.com



SOUTHERN ILLINOIS

April 9 & 23, 2024

Location..... Carbondale, Ill.
 Founded..... 1869
 Enrollment..... 11,359
 Nickname..... Salukis
 Colors..... Maroon & White
 Affiliation..... NCAA Division I
 Conference..... Missouri Valley
 Director of Athletics..... Tim Leonard
 Head Coach..... Lance Rhodes
 Record at SIU (Years)..... 126-69 (4)
 Website..... SIUSalukis.com



SOUTHERN INDIANA

April 12-14, 2024

Location..... Evansville, Ind.
 Founded..... 1965
 Enrollment..... 9,178
 Nickname..... Screaming Eagles
 Colors..... Red, White & Blue
 Affiliation..... NCAA Division I
 Conference..... Ohio Valley
 Director of Athletics..... John Mark Hall
 Head Coach..... Tracy Archuleta
 Record at USI (Years)..... 544-351 (17)
 Website..... USIScreamingEagles.com



TENNESSEE TECH

April 19-21, 2024

Location..... Cookeville, Tenn.
 Founded..... 1915
 Enrollment..... 10,140
 Nickname..... Golden Eagles
 Colors..... Purple & Gold
 Affiliation..... NCAA Division I
 Conference..... Ohio Valley
 Director of Athletics..... Mark Wilson
 Head Coach..... Matt Bragg
 Record at TTU (Years)..... 497-453-2 (17)
 Website..... TTUSports.com



MOREHEAD STATE

April 26-28, 2024

Location..... Morehead, Ky.
 Founded..... 1887
 Enrollment..... 10,654
 Nickname..... Eagles
 Colors..... Blue & Gold
 Affiliation..... NCAA Division I
 Conference..... Ohio Valley
 Director of Athletics..... Kelly Wells
 Head Coach..... Brady Ward
 Record at MSU (Years)..... First Year
 Website..... MSUEagles.com



SOUTHEAST MISSOURI BASEBALL



2024 OPPONENTS



LINDENWOOD

May 3-5, 2024

Location..... St. Charles, Mo.
 Founded.....1827
 Enrollment.....6,845
 Nickname.....Lions
 Colors.....Black & Gold
 Affiliation.....NCAA Division I
 Conference.....Ohio Valley
 Director of Athletics.....Jason Coomer
 Head Coach.....PJ Finigan
 Record at LU (Years).....First Year
 Website.....LindenwoodLions.com



WESTERN ILLINOIS

May 10-12, 2024

Location.....Macomb, Ill.
 Founded.....1899
 Enrollment.....6,068
 Nickname.....Leathernecks
 Colors.....Purple & Gold
 Affiliation.....NCAA Division I
 Conference.....Ohio Valley
 Director of Athletics.....Paul A. Bubb
 Head Coach.....Terry Davis
 Record at WIU (Years).....First Year
 Website.....GoLeathernecks.com



UT MARTIN

May 16-18, 2024

Location.....Martin, Tenn.
 Founded.....1951
 Enrollment.....6,873
 Nickname.....Skyhawks
 Colors.....Navy Blue & Orange
 Affiliation.....NCAA Division I
 Conference.....Ohio Valley
 Director of Athletics.....Kurt McGuffin
 Head Coach.....Ryan Jenkins
 Record at UTM (Years).....93-179 (6)
 Website.....UTMSports.com

Sawyers' Records vs. All Opponents

Abilene Christian.....	1-3	Oklahoma State.....	0-3
Arkansas.....	0-5	Oregon.....	0-1
Arkansas State.....	4-4	Purdue.....	2-4
Austin Peay.....	9-8	Purdue Fort Wayne.....	3-0
Bellarmino.....	3-0	Saint Louis.....	7-3
Belmont.....	10-6	SIU Edwardsville.....	13-6
Bowling Green.....	2-2	South Alabama.....	2-1
Bradley.....	3-0	South Dakota State.....	1-2
Butler.....	3-0	Southern Illinois.....	2-10
Charleston.....	0-3	Southern Indiana.....	2-1
Central Arkansas.....	1-5	Southern Mississippi.....	0-1
Dallas Baptist.....	2-1	Stephen F. Austin.....	1-1
Eastern Illinois.....	7-12	Tennessee Tech.....	10-11
Eastern Kentucky.....	9-3	UL Monroe.....	1-2
Evansville.....	1-1	UT Arlington.....	1-1
Georgia Tech.....	0-1	UT Martin.....	13-9
Harris-Stowe.....	1-0	Valparaiso.....	3-0
Illinois State.....	3-2	Vanderbilt.....	0-1
Indiana State.....	0-4	Western Illinois.....	7-2
Jacksonville State.....	7-7	Western Michigan.....	5-1
Kansas State.....	0-3		
Kentucky.....	0-1		
Lindenwood.....	3-0		
Lipscomb.....	2-3		
Little Rock.....	3-0		
Louisville.....	0-1		
McKendree.....	2-0		
Memphis.....	1-1		
Middle Tennessee.....	0-1		
Milwaukee.....	2-1		
Mississippi.....	1-1		
Missouri.....	1-2		
Missouri State.....	3-6		
Morehead State.....	6-10		
Murray State.....	13-9		
Northern Illinois.....	1-3		
Ohio.....	4-0		





IN THIS SECTION | HONORS & AWARDS • SINGLE-SEASON HITTING
CAREER HITTING • SINGLE-SEASON PITCHING • CAREER PITCHING • ANNUAL LEADERS
MISCELLANEOUS RECORDS • COACHING HISTORY • YEAR-BY-YEAR RESULTS • MLB DRAFT PICKS
ALL-TIME ROSTER • OVC TOURNAMENT RESULTS • NCAA REGIONALS • CAPAHA FIELD

RECORDS



SOUTHEAST MISSOURI BASEBALL



HONORS & AWARDS

OVC Regular-Season Championships

2002
2014
2015
2016
2021

OVC Tournament Championships

1998
2002
2016
2021
2022

NCAA Tournament Appearances (Division I)

1998
2002
2016
2021
2022

First Baseball All-American

Keith Newcomb.....1963

Collegiate Baseball Newspaper Louisville Slugger All-Americans

First-Team

Joey Lucchesi, P.....2016

Second-Team

Matt Tellor, INF.....2014

Third-Team

Ryan Spille, P.....1998
Tim Alvarez, P.....2003
Justin Christian, INF.....2003
Justin Dirden, OF.....2020
Tyler Wilber, INF.....2020

Freshman

Jeff Bourbon, INF.....1998
Nick Harris, INF.....2007
Jim Klocke, C.....2007
Shae Simmons, P.....2010
Clayton Evans, OF.....2013
Danny Wright, INF.....2017
Landon Hahn, INF.....2020

National Collegiate Baseball Writers Association (NCBWA)

All-Americans

First-Team

Derek Gibson, DH.....2014

Second-Team

Trenton Moses, INF.....2012
Matt Tellor, INF.....2014
Joey Lucchesi, P.....2016
Justin Dirden, OF.....2018

Freshman

Trevor Ezell, INF.....2015
Danny Wright, INF.....2017

ABCA/Rawlings All-South Region

First-Team

Andrew Keck, C.....2022

Second-Team

Joey Lucchesi, P.....2016
Tyler Wilber, INF.....2022

Dick Howser Award Finalist

Derek Gibson, OF.....2014

Lowe's Senior CLASS Award Finalist

Jim Klocke, C.....2010

OVC Male Athlete of the Year

Jeremy Johnson.....1999-00
Jim Klocke.....2009-10

OVC Coach of the Year

Mark Hogan.....2002
Steve Bieser.....2014
Steve Bieser.....2016
Andy Sawyers.....2021

OVC Player of the Year

Rex Crosnoe.....1995
Jeremy Johnson.....2000
Clemente Bonilla.....2001
Trenton Moses.....2011
Trenton Moses.....2012
Matt Tellor.....2014

OVC Pitcher of the Year

David Michel.....1995
Ryan Spille.....1998
Todd Pennington.....2001
Brad Purcell.....2002
Tim Alvarez.....2003
Travis Hayes.....2014
Joey Lucchesi.....2015
Joey Lucchesi.....2016
Dylan Dodd.....2021

OVC Rookie of the Year (2000-04)

Jeffrey Hilz.....2000
Justin Christian.....2003

OVC Freshman of the Year (Since 2005)

Jim Kocke.....2007
Shae Simmons.....2010

OVC First-Team Selections

Todd Shylanski, C.....1992
Rex Crosnoe, C.....1993
Scott Pruneau, UT.....1993
Rex Crosnoe, C.....1994
Rex Crosnoe, C.....1995
Tom Breuer, 3B.....1995
David Michel, P.....1995
Troy Pehle, P.....1995
Kerry Robinson, OF.....1995
Tom Breuer, UT.....1996
LaMonte Collier, 2B.....1997
Ryan Spille, P.....1998
Jeremy Johnson, OF.....1999
Ryan Spille, P.....1999
Lanson Debrock, P.....2000
Jeffrey Hilz, P.....2000
Jeremy Johnson, OF.....2000
Darin Kinsolving, 1B.....2000
Charlie Marino, OF.....2000
Clemente Bonilla, 2B.....2001
Zach Borowiak, SS.....2001
Jeff Bourbon, C.....2001
Todd Pennington, P.....2001
Vern Hatton, OF.....2002
Brad Purcell, P.....2002
Denver Stuckey, 3B.....2002
Tim Alvarez, P.....2003
Justin Christian, 2B.....2003
Brian Hopkins, OF.....2003
Brad Smith, P.....2004
Eric Horstman, 3B.....2005
Levi Olson, C.....2006
Omar Padilla, 2B.....2006
Asif Shah, UT.....2007
Tyrell Cummings, OF.....2008
Jim Kocke, C.....2008
Matt Wagner, 1B.....2008
Tyrell Cummings, OF.....2009
Jim Kocke, C.....2009
Casey Jones, UT.....2010
Jim Kocke, C.....2010
Shae Simmons, P.....2010
Michael Adamson, OF.....2011
Trenton Moses, 3B.....2011
Derek Gibson, OF.....2012
Trenton Moses, 3B.....2012
Derek Gibson, OF.....2014
Travis Hayes, P.....2014
Matt Tellor, 1B.....2014
Joey Lucchesi, P.....2015
Robert Beltran, P.....2016

Branden Boggetto, SS.....2016
Garrett Gandolfo, DH.....2016
Joey Lucchesi, P.....2016
Chris Osborne, OF.....2016
Dan Holst, OF.....2017
Justin Dirden, OF.....2018
Trevor Ezell, 2B.....2018
Carlos Vega, P.....2018
Tyler Wilber, SS.....2019
Dylan Dodd, P.....2021
Tyler Wilber, SS.....2022
Noah Niznik, P.....2023

OVC Second-Team Selections

Rhett Pierce, OF.....1992
Kerry Robinson, OF.....1993
Darrell Dannemueller, P.....1993
Matt Mitts, P.....1994
Sherron Rives, SS.....1994
Brian Schaefer, OF.....1994
Brian Schaefer, OF.....1995
LaMonte Collier, OF.....1996
Mike Miller, UT.....1997
Jeff Bourbon, UT.....1998
Steve Lowe, SS.....1998
Charlie Marino, OF.....1998
Jason Swearingen, P.....1998
Kyle Yount, 2B.....1998
Dan Huesgen, P.....1999
Kevin Meyer, OF.....2000
Tim Alvarez, P.....2002
Clemente Bonilla, 2B.....2002
Zach Borowiak, SS.....2002
Tristen McDonald, C.....2002
Brad Smith, P.....2002
Zach Borowiak, SS.....2003
Tristen McDonald, C.....2003
Denver Stuckey, 3B.....2003
Eric Horstman, UT.....2004
Frankie Montiel, OF.....2004
Dustin Renfrow, P.....2007
Louie Haseltine, DH.....2009
Michael Adamson, OF.....2010
Kyle Gumienny, P.....2010
Louie Haseltine, OF.....2010
Kenton Parmley, SS.....2010
Logan Mahon, P.....2011
Jordan Underwood, P.....2011
Kenton Parmley, SS.....2012
Shae Simmons, P.....2012
Branden Boggetto, SS.....2015
Garrett Gandolfo, DH.....2015
Andy Lennington, UT.....2015
Ryan Rippee, 1B.....2015
Clay Chandler, P.....2016
Trevor Ezell, 2B.....2016
Clay Chandler, P.....2017



SOUTHEAST MISSOURI BASEBALL



HONORS & AWARDS

Brian Lees, C	2017
Justin Murphy, P	2017
Chris Osborne, OF	2017
Tyler Wilber, SS	2021
Brett Graber, OF	2022
Andrew Keck, C	2022
Kyle Miller, P	2022
Jason Rackers, P	2022
Josh Cameron, OF	2023
Haden Dow, P	2023

OVC All-Freshman Team

Andrew Graham	2006
Aaron Rave	2006
Nick Harris, 3B	2007
Jim Klocke, C	2007
Josh Syberg, P	2007
Trenton Moses, 3B	2008
Kenton Parmley, SS	2009
Shae Simmons, P	2010
Ryan Barnes, DH	2012
Jason Blum, OF	2012
Andy Lennington, UT	2012
Clayton Evans, OF	2013
Trevor Ezell, 3B	2015
Danny Wright, 2B	2017
Noah Niznik, P	2019
Kyle Miller, P	2021
Collin Wilma, P	2021
Anthony Klein, P	2022
Ethan Osborne, P	2022
Gavin Johnston, P	2023
Eddie White, P	2023

OVC All-Tournament Team

Tom Breuer, INF	1995
Rex Crosnoe, C	1995
Kerry Robinson, OF	1995
Larry Rothwell, P	1995
Brian Schaefer, OF	1995
LaMonte Collier, INF	1997
Mike Miller, UT	1997
Jason Swearingen, P	1997
Kyle Yount, INF	1997
Brad Hoehner, C	1998
Jeremy Johnson, OF (MVP)	1998
Steve Lowe, INF	1998
Charlie Marino, OF	1998
Phil Warren, OF	1998
Lanson Debrock, P	2000
Jeremy Johnson, OF	2000
Darin Kinsolving, INF	2000
Phil Warren, DH	2000
Clemente Bonilla, INF (MVP)	2002
Zach Borowiak, INF	2002
Vern Hatton, OF	2002
Tristen McDonald, C	2002

Brad Purcell, P	2002
Tim Alvarez, P	2003
Gary Gilbert, INF	2003
Ernie Bracamonte, INF	2004
Gary Gilbert, INF	2004
Derek Herbig, P	2004
Eric Horstman, OF	2004
Frankie Montiel, OF	2004
Dustin Pritchett, OF	2006
Jim Klocke, UT	2007
Jim Klocke, INF	2008
Dustin Renfrow, P	2008
Matt Wagner, INF	2008
Matt Wulfers, DH	2008
Kenton Parmley, INF	2009
Casey Jones, INF	2011
Brad LaBruyere, P	2011
Kenton Parmley, INF	2011
Kenton Parmley, INF	2012
Jason Blum, INF	2013
Cole Bieser, OF	2014
Branden Boggetto, INF	2015
Travis Hayes, P	2015
Dalton Hewitt, OF	2015
Garrett Gandolfo, OF/INF	2016
Dan Holst, OF	2016
Hunter Leeper, INF	2016
Joey Lucchesi, P (MVP)	2016
Scott Mitchell, C	2016
Chris Osborne, OF	2016
Danny Wright, INF	2017
Dylan Dodd, P	2021
Peyton Leeper, UT	2021
Jevon Mason, OF	2021
Kyle Miller, P	2021
Wade Stauss, C (MVP)	2021
Danny Wright, OF	2021
Lincoln Andrews, INF	2022
Blake Cisneros, P	2022
Andrew Keck, C	2022
Jevon Mason, OF	2022
Jason Rackers, P (MVP)	2022
Tyler Wilber, INF	2022

OVC Team Sportsmanship Award

Southeast Missouri	2022
Southeast Missouri	2023

OVC Player of the Week

Todd Shylanski	4/7/92
Tom Breuer	4/19/93
Kerry Robinson	4/3/95
Brian Schaefer	4/10/95
Rex Crosnoe	3/1/95
Shawn Clark	4/1/96
Rusty Curran	4/22/96
LaMonte Collier	4/7/97

Jeremy Johnson	4/20/98
Jeremy Johnson	4/26/99
Steve Lowe	3/3/99
Jeff Bourbon	3/17/99
Charlie Marino	4/17/00
Jeremy Johnson	4/24/00
Zach Borowiak	3/7/01
Brice Nicholas	4/15/02
Vern Hatton	4/30/02
Brian Hopkins	3/5/03
Gary Gilbert	3/22/04
Frankie Montiel	3/17/04
Eric Horstman	3/14/05
Ernie Bracamonte	4/11/05
Eric Horstman	3/9/05
Brent Lawson	3/23/05
Jordan Payne	3/22/06
Matt Wagner	2/19/07
Asif Shah	3/26/07
Matt Wagner	3/31/08
Jim Klocke	2/23/09
Casey Jones	4/26/10
Trenton Moses	3/14/11
Brett Russell	4/18/11
Trenton Moses	4/25/11
Trenton Moses	3/23/11
Trenton Moses	2/27/12
Trenton Moses	3/12/12
Derek Gibson	4/30/12
Jason Blum	2/18/13
Andy Lennington	3/25/13
Derek Gibson	3/10/14
Derek Gibson	3/17/14
Matt Telloor	3/31/14
Matt Telloor	4/21/14
Derek Gibson	3/12/14
Andy Lennington	2/23/15
Clayton Evans	3/23/15
Hunter Leeper	3/21/16
Ryan Rippee	3/28/16
Garrett Gandolfo	4/18/16
Dan Holst	3/22/17
Tristen Gagan	3/19/18
Austin Blazevec	3/4/19
Justin Dirden	2/24/20
Austin Blazevec	2/22/21
Tyler Wilber	4/5/21
Peyton Leeper	3/14/22
Tyler Wilber	4/11/22
Andrew Keck	3/2/22
Josh Cameron	2/27/23
Brett Graber	3/1/23

OVC Pitcher of the Week

Darrell Dannemueller	5/5/92
Darrell Dannemueller	4/26/93
Richie Phillips	3/28/94
Max Mitts	4/4/94
Richie Phillips	4/18/94
Troy Pehle	3/8/95
Ryan Spille	3/9/98
Dan Huesgen	4/6/98
Ryan Spille	3/29/99
Tommy Thomas	3/27/00
Lanson Debrock	4/10/00
Tommy Thomas	4/17/00
Jeffrey Hilz	3/15/00
Clemente Bonilla	4/16/01
Todd Pennington	3/7/01
Todd Pennington	3/12/01
Todd Pennington	3/26/01
Jeffrey Hilz	4/16/01
Todd Pennington	4/30/01
Tommy Thomas	3/7/01
Todd Pennington	3/14/01
Brandon Smith	4/8/02
Tim Alvarez	4/15/02
Brad Purcell	3/6/02
Tim Alvarez	3/20/02
Tim Alvarez	3/31/03
Tim Alvarez	4/7/03
Anthony Maupin	3/22/04
Jamie McAlister	3/13/06
Jamie McAlister	4/3/06
Asif Shah	2/26/07
Dustin Renfrow	3/5/07
Dustin Renfrow	3/19/07
Dustin Renfrow	4/16/07
Asif Shah	3/7/07
James Leigh	3/17/08
Dustin Renfrow	3/24/08
Dustin Renfrow	4/7/08
James Leigh	2/23/09
Nick Thomas	4/26/10
Jon Dicus	3/16/11
Shae Simmons	2/27/12
Dylan Lynn	4/23/12
Zack Smith	2/18/13
Tyler Iago	2/24/14
Travis Hayes	4/28/14
Joey Lucchesi	3/30/15
Travis Hayes	4/6/15
Alex Winkelman	4/13/15
Joey Lucchesi	4/27/15
Jacob Lawrence	3/11/15
Joey Lucchesi	3/18/15
Clay Chandler	2/22/16
Joey Lucchesi	2/29/16
Clay Chandler	3/7/16
Jacob Lawrence	3/21/16



SOUTHEAST MISSOURI BASEBALL



HONORS & AWARDS

Clay Chandler.....	4/4/16
Joey Lucchesi.....	3/2/16
Joey Lucchesi.....	3/23/16
Clay Chandler.....	4/3/17
Justin Murphy.....	4/17/17
Carlos Vega.....	4/16/18
Dylan Dodd.....	3/2/20
Dylan Dodd.....	2/22/21
Dylan Dodd.....	3/3/21
Kyle Miller.....	2/21/22
Haden Dow.....	3/13/23
Payton Lawrence.....	3/20/23
Noah Niznik.....	3/1/23

OVC Medal of Honor

Sean Zollner.....	2004-05
Cory Justice.....	2005-06
Josh Parham.....	2005-06
Josh Parham.....	2006-07
Scott Powers.....	2006-07
Andrew Wiese.....	2006-07
Greg Dambach.....	2007-08
Andrew Wiese.....	2007-08
Kody Campbell.....	2008-09
Greg Dambach.....	2008-09
Kyle Gumieny.....	2008-09
Jim Klocke.....	2008-09
Josh Syberg.....	2008-09
Andrew Wiese.....	2008-09
Jim Klocke.....	2009-10
Brennan Malham.....	2009-10
Josh Syberg.....	2009-10
Kody Campbell.....	2010-11
Brennan Malham.....	2010-11
Jason Blum.....	2011-12
Kody Campbell.....	2011-12
Jason Blum.....	2012-13
Jason Blum.....	2013-14
Nolan Fisher.....	2013-14
Jason Blum.....	2014-15
Dalton Hewitt.....	2014-15
Zach Moore.....	2014-15
Trevor Ezell.....	2015-16
Zach Moore.....	2015-16
Garret Reynolds.....	2015-16
Matthew Wade.....	2015-16
Michael Berra.....	2016-17
Trevor Ezell.....	2016-17
Cooper Rentfro.....	2016-17
Garret Reynolds.....	2016-17
Matthew Wade.....	2016-17
Michael Berra.....	2017-18
Trevor Ezell.....	2017-18
Garrett Stephens.....	2018-19
Brett Graber.....	2020-21
Joseph Karall.....	2020-21
Ryan Malzahn.....	2020-21

Jeb Callaghan.....	2021-22
Joseph Karall.....	2021-22
Brett Graber.....	2022-23

OVC Commissioner's Honor Roll

Jeff Bebej.....	1993-94
Rex Crosnoe.....	1993-94
David Lochman.....	1993-94
Brian Maloney.....	1993-94
Chad Borders.....	1994-95
Ryan Collins.....	1994-95
Rex Crosnoe.....	1994-95
Scott Hopper.....	1994-95
Dan Pfingsten.....	1994-95
Brian Schaefer.....	1994-95
Jason Swearingen.....	1994-95
Jeff Bebej.....	1995-96
Carl Booth.....	1995-96
Justin Buck.....	1995-96
Keith Heuring.....	1995-96
Jason Swearingen.....	1995-96
Kyle Yount.....	1995-96
Ryan Branstetter.....	1996-97
Justin Buck.....	1996-97
Lanson DeBrock.....	1996-97
Jeremiah Johnson.....	1996-97
Jason Swearingen.....	1996-97
Lanson DeBrock.....	1997-98
Danny Huesgen.....	1997-98
Jeremiah Johnson.....	1997-98
Archie Stambush.....	1997-98
Jason Swearingen.....	1997-98
Kyle Yount.....	1997-98
Archie Stambush.....	1998-99
Lanson DeBrock.....	1999-00
Jeremy Johnson.....	1999-00
Brice Nicholas.....	1999-00
Archie Stambush.....	1999-00
John Bridges.....	2000-01
Philip Grau.....	2000-01
Mark Ostendorf.....	2000-01
Matt Baldwin.....	2001-02
Joey Pilcher.....	2002-03
Ryan Sehnert.....	2002-03
Matt Carter.....	2003-04
Michael Fitch.....	2003-04
Kurtis Garner.....	2003-04
Eric Horstman.....	2003-04
Joey Pilcher.....	2003-04
Keith Wollis.....	2003-04
Sean Zollner.....	2003-04
Matt Carter.....	2004-05
Eric Horstman.....	2004-05
Levi Olson.....	2004-05
Josh Parham.....	2004-05
Jordan Payne.....	2004-05
Keith Wollis.....	2004-05

Sean Zollner.....	2004-05
Zachary Blemker.....	2005-06
Matt Carter.....	2005-06
Brandon Gendron.....	2005-06
Cory Justice.....	2005-06
Josh Parham.....	2005-06
Dustin Pritchett.....	2005-06
Sean Zollner.....	2005-06
Matt Carter.....	2006-07
Greg Dambach.....	2006-07
Derek Hayden.....	2006-07
Jim Klocke.....	2006-07
Josh Parham.....	2006-07
Dustin Pritchett.....	2006-07
Scott Powers.....	2006-07
Josh Syberg.....	2006-07
Andrew Wiese.....	2006-07
Sean Zollner.....	2006-07
Zachary Blemker.....	2007-08
Greg Dambach.....	2007-08
Jim Klocke.....	2007-08
Trenton Moses.....	2007-08
Lance Rhodes.....	2007-08
Blake Slattery.....	2007-08
Josh Syberg.....	2007-08
Andrew Wiese.....	2007-08
Matt Wulfers.....	2007-08
Sean Zollner.....	2007-08
Kody Campbell.....	2008-09
Tyrell Cummings.....	2008-09
Greg Dambach.....	2008-09
Kendall Deason.....	2008-09
Kyle Gumieny.....	2008-09
Jim Klocke.....	2008-09
Brett Kolons.....	2008-09
Brad LaBruyere.....	2008-09
Daniel Schuh.....	2008-09
Blake Slattery.....	2008-09
Josh Syberg.....	2008-09
Justin Wheeler.....	2008-09
Andrew Wiese.....	2008-09
Ryan Abernathy.....	2009-10
Michael Adamson.....	2009-10
Cole Bieser.....	2009-10
Kody Campbell.....	2009-10
Bobby Colucci.....	2009-10
Greg Dambach.....	2009-10
Jon Dicus.....	2009-10
Kyle Gumieny.....	2009-10
Andrew Hendrian.....	2009-10
Taylor Heon.....	2009-10
Jim Klocke.....	2009-10
Brett Kolons.....	2009-10
Brad LaBruyere.....	2009-10
Logan Mahon.....	2009-10
Brennan Malham.....	2009-10
Trenton Moses.....	2009-10

Brett Russell.....	2009-10
John Salazar.....	2009-10
Josh Syberg.....	2009-10
Jacob Wente.....	2009-10
Michael Adamson.....	2010-11
Cole Bieser.....	2010-11
Ky Burgess.....	2010-11
Kody Campbell.....	2010-11
Jon Dicus.....	2010-11
Derek Gibson.....	2010-11
Corey Harness.....	2010-11
Nick Harris.....	2010-11
Taylor Heon.....	2010-11
Christian Hull.....	2010-11
Logan Mahon.....	2010-11
Brennan Malham.....	2010-11
Ryan Prickett.....	2010-11
Brett Russell.....	2010-11
Jacob Wente.....	2010-11
Ryan Barnes.....	2011-12
Cole Bieser.....	2011-12
Shane Blair.....	2011-12
Jason Blum.....	2011-12
Alex Burridge.....	2011-12
Kody Campbell.....	2011-12
Grant Davis.....	2011-12
Nolan Fisher.....	2011-12
Derek Gibson.....	2011-12
Taylor Heon.....	2011-12
Dalton Hewitt.....	2011-12
Christian Hull.....	2011-12
Tony Zerrusen.....	2011-12
John Logan Zink.....	2011-12
Cole Bieser.....	2012-13
Jason Blum.....	2012-13
Branden Boggetto.....	2012-13
Tyler Boxwell.....	2012-13
Alex Burridge.....	2012-13
Skylar Cobb.....	2012-13
Clayton Evans.....	2012-13
Nolan Fisher.....	2012-13
Derek Gibson.....	2012-13
Dalton Hewitt.....	2012-13
Tyler Mikrut.....	2012-13
Will Spitzfaden.....	2012-13
Matt Tellor.....	2012-13
Alex Winkelman.....	2012-13
John Logan Zink.....	2012-13
Cole Bieser.....	2013-14
Jason Blum.....	2013-14
Branden Boggetto.....	2013-14
Skylar Cobb.....	2013-14
Andrew Croucher.....	2013-14
Clayton Evans.....	2013-14
Nolan Fisher.....	2013-14
Derek Gibson.....	2013-14
Travis Hayes.....	2013-14



SOUTHEAST MISSOURI BASEBALL



HONORS & AWARDS

Dalton Hewitt 2013-14
 Christian Hull 2013-14
 Tyler Iago 2013-14
 Greg Mosel 2013-14
 Alex Winkelman 2013-14
 Brady Wright 2013-14
 John Logan Zink 2013-14
 Ryan Barnes 2014-15
 Jason Blum 2014-15
 Alex Burrige 2014-15
 Joey Burris 2014-15
 Clayton Evans 2014-15
 Trevor Ezell 2014-15
 Nolan Fisher 2014-15
 Travis Hayes 2014-15
 Dalton Hewitt 2014-15
 Jacob Lawrence 2014-15
 Zach Moore 2014-15
 Ryan Rippee 2014-15
 Cody Spanberger 2014-15
 Matthew Wade 2014-15
 Peter Williams 2014-15
 Alex Winkelman 2014-15
 Brady Wright 2014-15
 Joey Burris 2015-16
 Jake Busiek 2015-16
 Clay Chandler 2015-16
 Trevor Ezell 2015-16
 Jacob Lawrence 2015-16
 Hunter Leeper 2015-16
 Zach Moore 2015-16
 Adam Pennington 2015-16
 Garret Reynolds 2015-16
 Ryan Rippee 2015-16
 Matthew Wade 2015-16
 Jared Waldhoff 2015-16
 Brady Wright 2015-16
 Connor Basler 2016-17
 Robert Beltran 2016-17
 Daniel Bergtholdt 2016-17
 Michael Berra 2016-17
 Kyle Bottger 2016-17
 Joey Burns 2016-17
 Clayton Evans 2016-17
 Trevor Ezell 2016-17
 Nate Green 2016-17
 Ryan Losman 2016-17
 Cooper Rentfro 2016-17
 Garret Reynolds 2016-17
 Kylar Robertson 2016-17
 Carlos Vega 2016-17
 Matthew Wade 2016-17
 Dan Bergtholdt 2017-18
 Michael Berra 2017-18
 Alex Canty 2017-18
 Matt Cook 2017-18
 Trevor Ezell 2017-18

Peyton Faulkner 2017-18
 Nate Green 2017-18
 Hunter Southerland 2017-18
 Wade Stauss 2017-18
 Aaron Stretch 2017-18
 Matthew Wade 2017-18
 Logan Winder 2017-18
 Dan Bergtholdt 2018-19
 Austin Blazeovic 2018-19
 Alex Canty 2018-19
 Blake Cisneros 2018-19
 Matt Cook 2018-19
 Justin Dirden 2018-19
 Dylan Dodd 2018-19
 Peyton Faulkner 2018-19
 Andrew Frank 2018-19
 Brett Gonzalez 2018-19
 Andrew Keck 2018-19
 Daniel Lloyd 2018-19
 Bryan McNeely 2018-19
 Keegan Meyn 2018-19
 Hunter Southerland 2018-19
 Wade Stauss 2018-19
 Garrett Stephens 2018-19
 Aaron Stretch 2018-19
 Tyler Wilber 2018-19
 Devon Wilson 2018-19
 Logan Winder 2018-19
 Lincoln Andrews 2019-20
 Connor Basler 2019-20
 Austin Blazeovic 2019-20
 Blake Cisneros 2019-20
 Dylan Dodd 2019-20
 Landon Hahn 2019-20
 Michael Hojnacki 2019-20
 Andrew Keck 2019-20
 Keegan Meyn 2019-20
 Braden Spawr 2019-20
 Wade Stauss 2019-20
 Ryan Vogt 2019-20
 Tyler Wilber 2019-20
 Lincoln Andrews 2020-21
 Jeb Callaghan 2020-21
 Blake Cisneros 2020-21
 Dylan Dodd 2020-21
 Brett Graber 2020-21
 Joseph Karall 2020-21
 Andrew Keck 2020-21
 Joey Kossina 2020-21
 Ryan Malzahn 2020-21
 Kyle Miller 2020-21
 Noah Niznik 2020-21
 Matt Perego 2020-21
 Danny Sperling 2020-21
 Ty Stauss 2020-21
 Wade Stauss 2020-21
 Noah Stone 2020-21

Ryan Vogt 2020-21
 Lincoln Andrews 2021-22
 Weston Brockhouse 2021-22
 Jeb Callaghan 2021-22
 Blake Cisneros 2021-22
 Brett Graber 2021-22
 Corbin Guthman 2021-22
 Joseph Karall 2021-22
 Andrew Keck 2021-22
 Peyton Leeper 2021-22
 Hayden Malenfant 2021-22
 Ryan Malzahn 2021-22
 Tanner Mueller 2021-22
 Connery O'Donnell 2021-22
 Ethan Osborne 2021-22
 Matt Perego 2021-22
 Ty Stauss 2021-22
 Joel Vaske 2021-22
 Cole Warehime 2021-22
 Austin Williams 2021-22
 Tommy Windt 2021-22
 Nolan Ackerman 2022-23
 Lincoln Andrews 2022-23
 Carlos Aranda 2022-23
 Jeb Callaghan 2022-23
 Josh Cameron 2022-23
 Haden Dow 2022-23
 Gunnar Doyle 2022-23
 Brett Graber 2022-23
 Logan Katen 2022-23
 Anthony Klein 2022-23
 Michael Laudando 2022-23
 Jevon Mason 2022-23
 Yanluis Ortiz 2022-23
 Ethan Osborne 2022-23
 Ben Palmer 2022-23
 Hunter Ralls 2022-23
 Chance Resetich 2022-23
 Caleb Rodgers 2022-23
 Ty Stauss 2022-23

SEMO Athletics Hall of Fame

Joe Uhls (Class of 2002)
 Steve Williams (Class of 2004)
 Royal Tibi (Class of 2006)
 1976 Team (Class of 2006)
 Kerry Robinson (Class of 2008)
 Dale Meier (Class of 2010)
 Clarence Bergman (Class of 2010)
 Jeremy Johnson (Class of 2011)
 Galen McSpadden (Class of 2012)
 Don Metz (Class of 2014)
 Trae Hastings (Class of 2015)
 Mark Hogan (Class of 2015)
 Jim Klocke (Class of 2016)
 1998 Team (Class of 2017)
 Todd Pennington (Class of 2018)
 Joey Lucchesi (Class of 2021)
 Trenton Moses (Class of 2021)
 Clemente Bonilla (Class of 2023)
 Ryan Spille (Class of 2013)



SOUTHEAST MISSOURI BASEBALL



SINGLE-SEASON HITTING

Games Played

1. Garrett Gandolfo, 2016	60
2. Brett Graber, 2022	59
Jevon Mason, 2022	59
Tyler Wilber, 2022	59
Branden Boggetto, 2016	59
Trevor Ezell, 2016	59
Dan Holst, 2016	59
Trevor Ezell, 2015	59
Branden Boggetto, 2015	59
Ryan Rippee, 2015	59
Dalton Hewitt, 2015	59
Jason Blum, 2013	59
Kody Campbell, 2012	59
Trenton Moses, 2012	59
Eric Horstman, 2005	59
Frank Montiel, 2005	59

Batting Average

(Minimum 70 At-Bats)

1. Dan Shy, 1989	.489
2. Chris Shadowens, 1986	.441
3. Todd Shylanski, 1991	.439
4. Dan Patterson, 1984	.438
5. Lon Steward, 1986	.433
6. Steve Vaughn, 1965	.429
7. LaMonte Collier, 1997	.426
8. Chris Janet, 1982	.418
9. Brent Wood, 1982	.415
10. Jeremy Johnson, 1999	.412

At-Bats

1. Trevor Ezell, 2015	246
2. Kenton Parmley, 2012	245
3. Trevor Ezell, 2016	242
Branden Boggetto, 2016	242
Branden Boggetto, 2015	242
6. Garrett Gandolfo, 2016	239
7. Michael Adamson, 2010	237
Kenton Parmley, 2010	237
9. Tyler Wilber, 2022	236
10. Matt Tellor, 2013	235

Runs Scored

1. Jevon Mason, 2022	72
2. Trevor Ezell, 2016	70
3. Kenton Parmley, 2010	67
4. Trevor Ezell, 2015	66
5. Branden Boggetto, 2016	64
Michael Adamson, 2011	64
7. Michael Adamson, 2010	63
8. Charlie Marino, 1998	62
9. Chris Osborne, 2017	61
Dan Holst, 2016	61
Eric Horstman, 2004	61
Jeremy Johnson, 2000	61

Hits

1. Michael Adamson, 2010	92
2. Derek Gibson, 2014	91
3. Matt Tellor, 2014	90
Kenton Parmley, 2010	90
5. Kenton Parmley, 2012	89
6. Trenton Moses, 2012	87
Kerry Robinson, 1995	87
Trevor Ezell, 2018	87
9. LaMonte Collier, 1997	86
10. Garrett Gandolfo, 2016	85
Jim Klocke, 2010	85

Doubles

1. Kevin Meyer, 2000	25
2. Branden Boggetto, 2015	23
Michael Adamson, 2010	23
4. Frank Montiel, 2004	22
Jim Klocke, 2010	22
6. Garrett Gandolfo, 2016	21
Jason Blum, 2013	21
8. Jim Klocke, 2009	20
Clemente Bonilla, 2001	20
LaMonte Collier, 1997	20
Tristen Gagan, 2018	20

Triples

1. Vern Hatton, 2002	9
2. Steve Vaughn, 1965	8
3. Scott Hopper, 1995	7
4. Trevor Ezell, 2015	6
5. Andy Lennington, 2014	5
Eric Horstman, 2004	5
Jeremy Johnson, 1999	5
Steve Lowe, 1999	5
Kerry Robinson, 1995	5
Steve Bieser, 1989	5
Dan Shy, 1989	5

Home Runs

1. Charlie Marino, 1998	21
2. Dan Patterson, 1985	20
3. Trenton Moses, 2012	19
Jeremy Johnson, 2000	19
5. Tyler Wilber, 2022	18
Brian Hopkins, 2003	18
Steve Williams, 1983	18
8. Andrew Keck, 2022	17
Louie Haseltine, 2010	17
Darin Kinsolving, 2000	17
Charlie Marino, 2000	17
Kerry Kumer, 1987	17

Runs Batted In

1. Tyler Wilber, 2022	74
2. Matt Tellor, 2014	71
3. Derek Gibson, 2014	70
4. Andrew Keck, 2022	68
Justin Dirden, 2018	68
6. Brian Schaefer, 1995	67
7. Jim Klocke, 2010	66
Casey Jones, 2010	66
9. Charlie Marino, 2000	64
Tristen Gagan, 2018	64

Walks

1. Clemente Bonilla, 2001	61
2. Dan Holst, 2016	55
3. Clemente Bonilla, 2002	54
4. Trevor Ezell, 2016	53
Clemente Bonilla, 1999	53
6. Dan Holst, 2017	49
7. Jevon Mason, 2022	44
8. Garrett Gandolfo, 2016	43
Trenton Moses, 2012	42
Jeremy Johnson, 2000	42

Strikeouts

1. Lincoln Andrews, 2022	78
2. Bo Jenkins, 2004	70
3. Brett Graber, 2022	64
4. Justin Dirden, 2018	61
5. Ryan Rippee, 2015	60
6. Cole Bieser, 2012	59
7. Wade Stauss, 2018	58
8. Jevon Mason, 2023	57
Daniel Schuh, 2006	57
10. Joel Vaske, 2022	56

Hit By Pitch

1. Jason Blum, 2013	23
2. Jason Blum, 2015	18
Jason Blum, 2014	18
Trenton Moses, 2012	18
Peyton Faulkner, 2018	18
6. Carlos Aranda, 2023	15
Jeremy Johnson, 1998	15
Charlie Marino, 1998	15
Hunter Southerland, 2019	15
Wade Stauss, 2021	15
9. Omar Padilla, 2006	14
Jim Gerwitz, 1997	14

Consecutive Streaks

Longest Hitting Streak	47 games
Kenton Parmley (2012); 3rd longest in NCAA history	
Reaching Base Safely	79 games
Trenton Moses	

Total Bases

1. Trenton Moses, 2012	162
2. Brian Hopkins, 2003	160
3. Matt Tellor, 2014	153
4. Jeremy Johnson, 2000	151
5. Tyler Wilber, 2022	146
Jim Klocke, 2010	146
7. Vern Hatton, 2002	144
Charlie Marino, 1998	144
9. Andrew Keck, 2022	143
Kenton Parmley, 2012	143

Slugging Percentage

(Minimum 70 At-Bats)

1. Dan Shy, 1989	.965
2. Steve Vaughn, 1965	.943
3. Dan Patterson, 1985	.854
4. Kerry Kumer, 1987	.853
5. Dan Patterson, 1984	.850
6. Chris Shadowens, 1986	.832
7. Steve Williams, 1982	.823
8. Steve Williams, 1983	.814
9. Brian Hopkins, 2003	.792
10. Jeremy Johnson, 2000	.770

On-Base Percentage

(Minimum 70 At-Bats)

1. Clemente Bonilla, 2001	.564
2. Dan Shy, 1989	.549
3. Steve Vaughn, 1965	.545
4. Trenton Moses, 2012	.531
5. Lon Steward, 1985	.519
6. Todd Shylanski, 1991	.516
7. Jeremy Johnson, 2000	.514
8. Dan Holst, 2017	.509
9. Trenton Moses, 2011	.502
10. Darin Kinsolving, 2000	.498

Stolen Bases

1. Doug Muench, 1986	33
2. LaMonte Collier, 1997	24
3. Trevor Ezell, 2016	23
Jason Blum, 2014	23
Lance Craft, 1997	23
6. Dan Holst, 2016	22
7. Connor Basler, 2019	21
8. Kerry Robinson, 1995	20
Rhett Pierce, 1992	20
Tony Gongwer, 1986	20
Mark Amick, 1976	20

Last Time it Happened

Hit for the Cycle	Chris Osborne
at Austin Peay (4/10/16)	
Played Nine Defensive Positions	Hunter Leeper
vs. Belmont (5/21/16)	



SOUTHEAST MISSOURI BASEBALL



CAREER HITTING

Games Started

1. Connor Basler, 2017-21	225
2. Kenton Parmley, 2009-12	217
3. Jeremy Johnson, 1997-00	216
4. Jim Klocke, 2007-10	213
Zach Borowiak, 2000-03	213
Clemente Bonilla, 1999-02	213
Jeff Bourbon, 1998-01	213
8. Danny Wright, 2017-21	212
9. Jason Blum, 2012-15	210
10. Denver Stuckey, 2000-03	205

Batting Average

(Minimum 200 At-Bats)

1. Dan Shy, 1988-89	.426
2. Lon Steward, 1985-86	.406
3. Todd Shylanski, 1991-92	.387
Dan Patterson, 1984-86	.384
5. Doug Muench, 1985-86	.377
6. LaMonte Collier, 1996-97	.376
7. Michael Adamson, 2010-11	.373
8. Tyler Wilber, 2019-22	.366
9. Casey Jones, 2010-11	.362
Jim Klocke, 2007-10	.362

At-Bats

1. Kenton Parmley, 2009-12	882
2. Danny Wright, 2017-21	831
3. Zach Borowiak, 2000-03	830
4. Jason Blum, 2012-15	806
Andy Lennington, 2012-15	806
6. Jeremy Johnson, 1997-00	800
7. Jim Klocke, 2007-10	782
8. Branden Boggetto, 2013-16	777
9. Connor Basler, 2017-21	775
10. Jeff Bourbon, 1998-01	754

Runs Scored

1. Jeremy Johnson, 1997-00	214
2. Kenton Parmley, 2009-12	206
Jim Klocke, 2007-10	206
4. Trevor Ezell, 2015-18	194
5. Jason Blum, 2012-15	193
6. Denver Stuckey, 2000-03	178
7. Clemente Bonilla, 1999-02	172
8. Jevon Mason, 2021-23	162
9. Trenton Moses, 2008-12	159
10. Branden Boggetto, 2013-16	158

Single-Game Records

At-Bats	8, Omar Padilla at Austin Peay (4/22/07)
Hits	6, 3x, last by Branden Boggetto at UT Martin (3/25/16)
Triples	2, 8x, last by Caleb Feuerstake vs. Northern Illinois (2/22/20)
RBI	9, by Dan Shy at Lincoln (4/21/89)

Hits

1. Kenton Parmley, 2008-12	302
2. Jeremy Johnson, 1997-00	287
3. Jim Klocke, 2007-10	283
4. Zach Borowiak, 2000-03	271
5. Tyler Wilber, 2019-22	262
6. Trevor Ezell, 2015-18	251
7. Andy Lennington, 2012-15	246
8. Trenton Moses, 2008-12	244
9. Danny Wright, 2017-21	240
10. Denver Stuckey, 2000-03	237

Doubles

1. Zach Borowiak, 2000-03	68
2. Jeremy Johnson, 1997-00	65
3. Jeff Bourbon, 1998-01	62
4. Branden Boggetto, 2013-16	61
5. Jim Klocke, 2007-10	59
Clemente Bonilla, 1999-02	59
7. Denver Stuckey, 2000-03	56
8. Andy Lennington, 2012-15	55
9. Tyler Wilber, 2019-22	53
10. Kenton Parmley, 2009-12	51

Triples

1. Vern Hatton, 2001-02	13
Trevor Ezell, 2015-18	13
3. Jeremy Johnson, 1997-00	11
Scott Hopper, 1994-96	11
Steve Vaughn, 1965-67	11
6. Andy Lennington, 2012-15	10
Jeff Steffens, 1987-90	10
8. Don Metz, 1967-70	9
Nick Harris, 2007-11	9
10. Kerry Robinson, 1993-95	8
Brian Moeglin, 1991-94	8
Chris Janet, 1981-84	8

Home Runs

1. Steve Williams, 1981-84	52
2. Jeremy Johnson, 1997-00	49
Darin Kinsolving, 1997-00	49
4. Dan Patterson, 1984-86	40
5. Charlie Marino, 1998-00	39
6. Trenton Moses, 2008-12	36
7. Jeff Bourbon, 1998-01	34
8. Kenton Parmley, 2008-12	32
Jim Klocke, 2007-10	32
10. Matt Wagner, 2007-09	31
Brian Hopkins, 2001-03	31

Walks

5, by Clemente Bonilla at Austin Peay (5/19/00)	
Runs Scored	5, 7x, last by Jason Blum at Austin Peay (4/13/14)
Doubles	3, 12x, last by Ryan Rippee at UT Martin (3/22/16)
Home Runs	4, by Scott Pruneau at Austin Peay (4/13/14)

Runs Batted In

1. Jim Klocke, 2007-10	190
2. Jeremy Johnson, 1997-00	184
3. Tyler Wilber, 2019-22	175
4. Steve Williams, 1981-84	167
5. Branden Boggetto, 2013-16	164
6. Trenton Moses, 2008-12	163
7. Jeff Bourbon, 1998-01	161
8. Darin Kinsolving, 1997-00	157
9. Andy Lennington, 2012-15	155
10. Zach Borowiak, 2000-03	154

Walks

1. Clemente Bonilla, 1999-02	207
2. Jason Blum, 2012-15	123
3. Trevor Ezell, 2015-18	122
4. Jim Klocke, 2007-10	121
5. Jeremy Johnson, 1997-00	117
6. Darin Kinsolving, 1997-00	116
7. Peyton Leeper, 2020-pr.	108
8. Dan Holst, 2016-17	104
9. Trenton Moses, 2008-12	103
10. Danny Wright, 2017-21	100

Hit By Pitch

1. Jason Blum, 2012-15	68
2. Trenton Moses, 2008-2012	49
3. Danny Wright, 2017-21	35
4. Connor Basler, 2017-21	30
5. Peyton Leeper, 2020-pr.	29
6. Wade Stauss, 2018-21	28
7. Omar Padilla, 2006-07	27
Jeremy Johnson, 1997-00	27
9. Peyton Faulkner, 2018-19	26
10. Daryl Graham, 2006-07	25
Darin Kinsolving, 1997-00	25
Tom Breuer, 1993-96	25

Total Bases

1. Jeremy Johnson, 1997-00	521
2. Kenton Parmley, 2009-12	457
3. Jim Klocke, 2007-10	442
4. Zach Borowiak, 2000-03	425
5. Tyler Wilber, 2019-22	414
6. Trenton Moses, 2008-12	406
7. Darin Kinsolving, 1997-00	389
8. Jeff Bourbon, 1998-01	387
9. Branden Boggetto, 2013-16	376
10. Trevor Ezell, 2015-18	370

Slugging Percentage

(Minimum 200 At-Bats)

1. Dan Patterson, 1984-86	.815
2. Dan Shy, 1988-89	.760
3. Steve Williams, 1981-84	.745
4. Lon Steward, 1985-86	.721
5. Justin Dirden, 2018-20	.708
6. Charlie Marino, 1998-00	.677
7. Todd Shylanski, 1991-92	.675
8. Chris Osborne, 2016-17	.651
Jeremy Johnson, 1997-00	.651
10. Louie Haseltine, 2008-11	.631

On-Base Percentage


(Minimum 200 At-Bats)

1. Dan Shy, 1988-89	.505
2. Lon Steward, 1985-86	.498
3. Dan Holst, 2016-17	.492
4. Steve Bieser, 1988-89	.478
5. Clemente Bonilla, 1999-02	.472
6. Jeff Morris, 1983-84	.463
7. Todd Shylanski, 1991-92	.462
8. Dan Patterson, 1984-86	.459
9. Jim Klocke, 2007-10	.458
Russ Deal, 1979-82	.458

Stolen Bases

1. Connor Basler, 2017-21	53
2. Denver Stuckey, 2000-03	52
3. Jeremy Johnson, 1997-00	50
4. Jason Blum, 2012-15	48
Trevor Ezell, 2015-18	48
6. Kerry Robinson, 1993-95	46
Kenton Parmely, 2009-23	46
8. Andrew Keck, 2019-22	45
Danny Wright, 2017-21	45
10. Doug Muench, 1985-86	44

Current Player in Bold



Jim Klocke



SOUTHEAST MISSOURI BASEBALL



SINGLE-SEASON PITCHING

Earned Run Average

(Minimum 40 Innings Pitched)

1. Mike Payne, 1970	1.30
2. Todd Pennington, 2001	1.33
3. Trae Hastings, 1978	1.38
4. Galen McSpadden, 1973	1.47
5. Galen McSpadden, 1974	1.53
6. Kenny Reinagel, 1984	1.64
7. Jeff Hilz, 2000	1.71
8. Jerry Payne, 1972	1.73
9. Mike Payne, 1972	1.88
10. Steve Hosick, 1977	1.93

Wins

1. Tim Alvarez, 2003	14
2. Brad Purcell, 2002	12
Brandon Smith, 2002	12
Todd Pennington, 2001	12
5. Ryan Spille, 1998	11
Brian Harper, 1988	11
7. Joey Lucchesi, 2016	10
Ryan Spille, 1999	10
Jim Parks, 1989	10
Lee Lummus, 1987	10

Losses

1. Jamie McAlister, 2006	12
2. John Jarvis, 1992	10
3. Casey Johnson, 2005	9
Jamie McAlister, 2005	9
5. Tommy Thomas, 2001	8
Zack Smith, 2012.	8
7. Jamie McAlister, 2005	7
Anthony Maupin, 2004	7
David Michel, 1997	7
Dave Siboda, 1997	7
Kerry McMahan, 1994	7
Dave Gronowski, 1981	7

Saves

1. Brad Smith, 2004	11
2. Logan Mahon, 2011	8
Hal Hempe, 1987	8
4. Bobby Hurst, 2013	7
Jim Klocke, 2009	7
6. Kyle Miller, 2023	6
Kyle Miller, 2022	6
Austin Williams, 2021	6
Carlos Vega, 2017	6
Brady Wright, 2014	6

Games Started

1. Dave Jorn, 1976	19
2. Casey Johnson, 2005	17
Brad Purcell, 2002	17
Jason Swearingen, 1998	17
5. Joey Lucchesi, 2016	16
Robert Beltran, 2016	16
Will Spitzfaden, 2013	16
Derek Herbig, 2005	16
Dan Huesgen, 2000	16
John Jarvis, 1992	16

Appearances

1. Jared Waldhoff, 2017	30
Bobby Hurst, 2013	30
Brad Smith, 2004	30
4. Tony Zerrusen, 2013	29
Casey Johnson, 2005	29
6. Jake Busiek, 2016	28
Skylar Cobb, 2013	28
Jamie McAlister, 2005	28
Jeff Hilz, 2000	28
10. Blake Cisneros, 2022	27
Justin Murphy, 2016	27
Jeff Hilz, 2001	27

Shutouts

1. Trae Hastings, 1976	4
2. Asif Shah, 2007	3
Tim Alvarez, 2003	3
Todd Pennington, 2001	3
Dan Huesgen, 1999	3
6. 12 pitchers tied	2
(Last by Dustin Renfrow, 2007)	

Complete Games

1. Jason Swearingen, 1998	9
Lance Hemmer, 1983	9
3. Ryan Spille, 1999	8
Ryan Spille, 1998	8
Brian Harper, 1988	8
Dan Stroud, 1983	8
Trae Hastings, 1976	8
8. 7 pitchers tied	7
(Last by Anthony Maupin, 2004)	

Innings Pitched

1. Brad Purcell, 2002	117.0
2. Joey Lucchesi, 2016	111.0
3. Jason Swearingen, 1998	110.0
4. Jamie McAlister, 2006	109.1
5. Ryan Spille, 1998	109.0
6. Tim Alvarez, 2003	108.1
7. Ryan Spille, 1999	104.1
8. Anthony Maupin, 2004	103.1
9. Lanson Debrock, 2000	99.1
10. Joey Evans, 2005	98.1

Strikeouts

1. Joey Lucchesi, 2016	149
2. Ryan Spille, 1998	130
3. Todd Pennington, 2001	121
4. Dylan Dodd, 2021	120
5. Brad Purcell, 2002	102
6. Clay Chandler, 2016	96
7. Brian Harper, 1988	94
8. Joey Lucchesi, 2015	93
9. Alex Winkelman, 2015	92
Tommy Thomas, 2000	92

Strikeouts (9 Innings)

(Minimum 40 Innings Pitched)

1. Galen McSpadden, 1973	12.14
2. Joey Lucchesi, 2016	12.08
3. Hal Hempen, 1987	12.02
4. Jon Nourie, 2003	11.62
5. Jeff Hilz, 2001	11.60
6. Todd Pennington, 2001	11.46
7. Tommy Thomas, 2000	11.39
8. Ralph Hachman, 1965	11.38
9. Dylan Dodd, 2021	11.22
10. Jake Busiek, 2016	11.07

Walks Allowed

1. Casey Johnson, 2005	59
2. Joe Schulte, 1985	53
3. Alex Winkelman, 2015	51
4. Derek Herbig, 2005	52
Mike Fitch, 2004	52
Shae Simmons, 2012	52
7. Ryan Spille, 1998	50
John Jarvis, 1992	50
9. Joey Lucchesi, 2015	47
10. Asif Shah, 2006	46



Shae Simmons



Joey Lucchesi



SOUTHEAST MISSOURI BASEBALL



CAREER PITCHING

Walks (9 innings)

(Minimum 40 Innings Pitched)

1. Jason Swearingen, 1998	1.39
2. Dylan Dodd, 2021	1.59
3. Max Mitts, 1994	1.60
4. Troy Pehle, 1995	1.61
5. Will Spitzfaden, 2013	1.86
6. Dan Huesgen, 1999	1.88
7. Justin Murphy, 2017	1.89
Jamie McAlister, 2006	1.89
Jeff Bohnert, 1986	1.89
10. Clay Chandler, 2016	1.94

Earned Run Average

(Minimum 100 Innings Pitched)

1. Dave Jorn, 1975-76	2.24
2. Trae Hastings, 1975-78	2.30
3. Kenny Reinagel, 1982-84	2.41
4. Jeff Hiltz, 2000-01	2.42
5. Joey Lucchesi, 2015-16	2.62
6. Galen McSpadden, 1971-74	2.65
7. Tim Alvarez, 2002-03	2.82
8. Todd Pennington, 1999-01	2.83
9. Tim Smith, 1975-76	2.88
10. Mike Payne, 1969-72	2.90
Carlos Vega, 2017-18	2.90

Wins

1. Lee Lummus, 1986-89	28
2. Jason Swearingen, 1995-98	27
3. Dan Huesgen, 1997-00	22
Trae Hastings, 1975-78	22
5. Ryan Spille, 1998-99	21
Jim Parks, 1987-91	21
Brian Harper, 1986-88	21
8. Tim Alvarez, 2002-03	19
9. David Michel, 1995-97	18
Galen McSpadden, 1971-74	18

Losses

1. Jamie McAlister, 2005-06	20
2. Noah Niznik, 2019-23	17
3. Jason Swearingen, 1995-98	17
4. Lanson Debrock, 1997-00	16
5. David Michel, 1995-97	15
Troy Pehle, 1994-97	15
7. Zack Smith, 2012-13	14
John Jarvis, 1991-92	14
D. Dannemueller, 1990-93	14
10. Four tied	13

Saves

1. Kyle Miller, 2021-pr.	17
2. Brad Smith, 2003-05	13
3. Shae Simmons, 2010-12	10
Hal Hempen, 1986-87	10
5. Bobby Hurst, 2012-13	9
6. Austin Williams, 2021-22	8
Jim Klocke, 2007-09	8
Logan Mahon, 2010-11	8
Aaron Stretch, 2018-19	8
9. Matthew Wade, 2015-18	7
Brady Wright, 2014-16	7
Troy Pehle, 1994-97	7

Games Started

1. Jason Swearingen, 1995-98	56
2. Noah Niznik, 2019-23	53
3. Derek Herbig, 2004-06	39
David Michel, 1995-97	39
Lee Lummus, 1986-89	39
Dan Huesgen, 1997-00	38
7. Alex Winkelman, 2013-15	35
8. Lanson Debrock, 1997-00	34
9. Dylan Dodd, 2019-21	33
Jim Parks, 1987-91	33
Trae Hastings, 1975-78	33

Appearances

1. Alex Siddle, 2013-16	80
2. Jason Swearingen, 1995-98	76
3. Dan Huesgen, 1997-00	70
4. Lanson Debrock, 1997-00	69
5. Josh Parham, 2005-07	66
Troy Pehle, 1994-97	66
7. Christian Hull, 2011-14	65
Brandon Smith, 1999-02	65
Matthew Wade, 2015-18	65
10. Noah Niznik, 2019-23	63
Shae Simmons, 2010-12	63

Shutouts

1. Trae Hastings, 1975-78	5
2. Asif Shah, 2006-07	3
Tim Alvarez, 2002-03	3
Todd Pennington, 1999-01	3
Dan Huesgen, 1997-00	3
Ryan Spille, 1998-99	3
Doug Baker, 1990-91	3
Lance Hemmer, 1982-84	3
Kenny Reinagel, 1982-84	3
Keith Boeller, 1980-83	3

Complete Games

1. Trae Hastings, 1975-78	24
2. Jason Swearingen, 1995-98	21
3. Ryan Spille, 1998-99	16
4. Jim Parks, 1987-91	15
Keith Boeller, 1980-83	15
6. Brian Harper, 1986-88	14
7. Anthony Maupin, 2004-06	13
8. Lee Lummus, 1986-89	12
Lance Hemmer, 1982-84	12
Dan Stroud, 1981-83	12
Galen McSpadden, 1971-74	12

Innings Pitched

1. Jason Swearingen, 1995-98	368.1
2. Dan Huesgen, 1997-00	283.1
3. David Michel, 1995-97	247.0
4. Lee Lummus, 1986-89	246.1
5. Jim Parks, 1987-91	240.0
6. Lanson Debrock, 1997-00	235.1
7. Trae Hastings, 1975-78	234.1
8. Alex Winkelman, 2013-15	229.1
9. Ryan Spille, 1998-99	213.1
10. Brian Harper, 1986-88	207.1

Strikeouts

1. Joey Lucchesi, 2015-16	242
2. Trae Hastings, 1975-78	239
3. Dylan Dodd, 2019-21	233
4. Noah Niznik, 2019-23	226
5. Ryan Spille, 1998-99	215
6. Brian Harper, 1986-88	209
7. Alex Winkelman, 2013-15	204
Galen McSpadden, 1971-74	204
9. Dan Huesgen, 1997-00	201
Jason Swearingen, 1995-98	201

Strikeouts (9 innings)

(Minimum 100 Innings Pitched)

1. Joey Lucchesi, 2015-16	10.94
2. Carlos Vega, 2017-18	10.81
3. Jeff Hiltz, 2000-01	10.78
4. Todd Pennington, 1999-01	10.54
5. Dylan Dodd, 2019-21	10.53
6. Joe Schulte, 1984-85	10.20
7. Tommy Thomas, 2000-01	10.06
8. Shae Simmons, 2010-12	9.98
9. Galen McSpadden, 1971-74	9.32
10. Trae Hastings, 1975-78	9.18

Walks Allowed (9 innings)


(Minimum 100 Innings Pitched)

1. Max Mitts, 1993-94	1.81
2. Dylan Dodd, 2019-21	2.08
3. Clay Chandler, 2016-17	2.13
Jason Swearingen, 1995-98	2.13
4. Justin Murphy, 2016-17	2.33
6. Jeff Bohnert, 1985-86	2.35
7. Jamie McAlister, 2005-06	2.50
8. Dustin Renfrow, 2007-08	2.60
9. Dan Huesgen, 1997-00	2.64
10. Kyle Guimemy, 2009-10	2.76
Tim Alvarez, 2002-03	2.76

Current Players in **Bold**

Single-Game Records

Strikeouts	17, 2x, last by Joey Lucchesi vs. Murray State (4/28/16)
Innings Pitched	11, by Tom Reinagel (4/19/71)



Jason Swearingen



SOUTHEAST MISSOURI BASEBALL



ANNUAL LEADERS

Hitting

Batting Average

1959	.333 - Black
1960	.351 - Probst, Ron
1961	.367 - Plassmeyer, Kenneth
1962	.282 - Wadlington, Gary
1963	.400 - Newcomb, Keith
1964	.406 - Wadlington, Gary
1965	.429 - Vaughn, Steve
1966	.274 - Steimle, Doug
1967	.333 - Metz, Don
1968	.318 - Vaughn, Steve
1969	.299 - Metz, Don
1970	.351 - Metz, Don
1971	.343 - Wallace, Ron
1972	.377 - Auer, Ron
1973	.319 - Wengert, Gary
1974	.382 - Amick, Mark
1975	.333 - Dambach, Grant
1976	.348 - Amick, Mark
1977	.328 - Samples, Mike
1978	.370 - Basta, Ed
1979	.361 - Schatzley, Bill
1980	.344 - Dohogne, Rick
1981	.355 - Deal, Russ
1982	.418 - Janet, Chris
1983	.378 - Daily, Rick
1984	.438 - Patterson, Dan
1985	.376 - Steward, Lon
1986	.441 - Shadowens, Chris
1987	.397 - Stucker, Gary
1988	.350 - Steffens, Jeff
1989	.489 - Shy, Dan
1990	.361 - Thomas, Scott
1991	.439 - Shylanski, Todd
1992	.362 - Pierce, Rhett
1993	.350 - Pruneau, Scott
1994	.329 - Crosnoe, Rex
1995	.385 - Robinson, Kerry
1996	.358 - Curran, Rusty
1997	.426 - Collier, Lamonte
1998	.351 - Yount, Kyle
1999	.412 - Johnson, Jeremy
2000	.408 - Johnson, Jeremy
2001	.382 - Bonilla Jr., Clemente
2002	.369 - Hatton, Vern
2003	.401 - Hopkins, Brian
2004	.368 - Horstman, Eric
2005	.352 - Horstman, Eric

2006	.337 - Padilla, Omar
2007	.325 - Padilla, Omar
2008	.357 - Klocke, Jim
2009	.394 - Klocke, Jim
2010	.398 - Jones, Casey
2011	.395 - Moses, Trenton
2012	.408 - Moses, Trenton
2013	.345 - Hewitt, Dalton
2014	.403 - Gibson, Derek
2015	.333 - Lennington, Andy
2016	.367 - Osborne, Chris
2017	.376 - Wright, Danny
2018	.377 - Ezell, Trevor
2019	.383 - Wilber, Tyler
2020	.414 - Dirden, Justin
2021	.378 - Wilber, Tyler
2022	.331 - Wilber, Tyler
2023	.312 - Sperling, Danny

Slugging Percentage

1965	.943 - Vaughn, Steve
1966	.467 - Steimle, Doug
1967	.513 - Metz, Don
1968	.500 - Metz, Don
1969	.486 - Metz, Don
1970	.581 - Metz, Don
1971	.610 - Auer, Ron
1972	.705 - Auer, Ron
1973	.429 - Amick, Mark
1974	.490 - Amick, Mark
1975	.473 - Dambach, Grant
1976	.553 - Wieser, Dan
1977	.675 - Wieser, Dan
1978	.646 - Murphy, Dan
1979	.514 - Dohogne, Rick
1980	.600 - Williams, Joe
1981	.709 - Deal, Russ
1982	.823 - Williams, Steve
1983	.814 - Williams, Steve
1984	.850 - Patterson, Dan
1985	.854 - Patterson, Dan
1986	.832 - Shadowens, Chris
1987	.853 - Kumer, Kerry
1988	.516 - DeFere, Dean
1989	.965 - Shy, Dan
1990	.585 - Edwards, Tim
1991	.764 - Shylanski, Todd
1992	.581 - Shylanski, Todd
1993	.490 - Pruneau, Scott
1994	.515 - Crosnoe, Rex

1995	.636 - Schaefer, Brian
1996	.573 - Clark, Shawn
1997	.663 - Collier, Lamonte
1998	.727 - Marino, Charlie
1999	.727 - Johnson, Jeremy
2000	.770 - Johnson, Jeremy
2001	.645 - Bonilla Jr., Clemente
2002	.649 - Hatton, Vern
2003	.792 - Hopkins, Brian
2004	.568 - Montiel, Frankie
2005	.481 - Lawson, Brent
2006	.515 - Payne, Jordan
2007	.514 - Padilla, Omar
2008	.582 - Harris, Nick
2009	.667 - Haseltine, Louie
2010	.635 - Klocke, Jim
2011	.672 - Moses, Trenton
2012	.761 - Moses, Trenton
2013	.496 - Blum, Jason
2014	.657 - Tellor, Matt
2015	.583 - Boggetto, Branden
2016	.741 - Osborne, Chris
2017	.601 - Holst, Dan
2018	.665 - Dirden, Justin
2019	.531 - Wilber, Tyler
2020	.900 - Dirden, Justin
2021	.542 - Wilber, Tyler
2022	.638 - Keck, Andrew
2023	.627 - Cameron, Josh

On Base Percentage

1959	.333 - Black
1960	.351 - Probst, Ron
1961	.367 - Plassmeyer, Kenneth
1962	.282 - Wadlington, Gary
1963	.400 - Newcomb, Keith
1964	.406 - Wadlington, Gary
1965	.545 - Vaughn, Steve
1966	.274 - Steimle, Doug
1967	.333 - Metz, Don
1968	.316 - Metz, Don
1969	.299 - Metz, Don
1970	.448 - Metz, Don
1971	.437 - Drury, Mark
1972	.513 - Auer, Ron
1973	.250 - Amick, Mark
1974	.447 - Amick, Mark
1975	.415 - Dambach, Grant
1976	.443 - Amick, Mark
1977	.445 - Wieser, Dan

1978	.474 - Basta, Ed
1979	.440 - Dohogne, Rick
1980	.442 - Thompson, Jay
1981	.467 - Deal, Russ
1982	.496 - Wood, Brent
1983	.490 - Morris, Jeff
1984	.495 - Patterson, Dan
1985	.519 - Steward, Lon
1986	.488 - Shadowens, Chris
1987	.462 - Sandheinric, Kelly
1988	.453 - Bieser, Steve
1989	.549 - Shy, Dan
1990	.434 - Thomas, Scott
1991	.516 - Shylanski, Todd
1992	.456 - Pierce, Rhett
1993	.426 - Crosnoe, Rex
1994	.413 - Crosnoe, Rex
1995	.475 - Crosnoe, Rex
1996	.427 - Curran, Rusty
1997	.496 - Collier, Lamonte
1998	.444 - Marino, Charlie
1999	.463 - Johnson, Jeremy
2000	.514 - Johnson, Jeremy
2001	.564 - Bonilla Jr., Clemente
2002	.494 - Bonilla Jr., Clemente
2003	.465 - Hopkins, Brian
2004	.443 - Horstman, Eric
2005	.433 - Horstman, Eric
2006	.424 - Rave, Aaron
2007	.443 - Klocke, Jim
2008	.469 - Klocke, Jim
2009	.484 - Klocke, Jim
2010	.449 - Campbell, Kody
2011	.502 - Moses, Trenton
2012	.531 - Moses, Trenton
2013	.453 - Blum, Jason
2014	.445 - Tellor, Matt
2015	.442 - Blum, Jason
2016	.475 - Holst, Dan
2017	.509 - Holst, Dan
2018	.442 - Ezell, Trevor
2019	.480 - Wilber, Tyler
2020	.494 - Wilber, Tyler
2021	.447 - Mason, Jevon
2022	.438 - Mason, Jevon
2023	.432 - Leeper, Peyton



SOUTHEAST MISSOURI BASEBALL



ANNUAL LEADERS

At-Bats

1959 39 - Jorgenson
 1960 42 - Plassmeyer, Ken
 1961 62 - Turk, Jim
 1962 71 - Wadlington, Gary
 1963 77 - Wadlington, Gary
 1964 65 - Turk, Jim
 1965 71 - Wadlington, Gary
 1966 63 - Kesterson, Al
 1967 80 - Vaughn, Steve
 1968 76 - Metz, Don
 1969 67 - Metz, Don
 1970 74 - Metz, Don
 1971 77 - Auer, Ron
 1972 68 - Drury, Mark
 1973 56 - Dambach, Mike
 1974 102 - Amick, Mark
 1975 93 - Dambach, Grant
 1976 147 - Dambach, Grant
 1977 131 - Samples, Mike
 1978 82 - Murphy, Dan
 1979 70 - Dohogne, Rick
 1980 133 - Miller, Blake
 1981 117 - Williams, Steve
 1982 134 - Janet, Chris
 1983 129 - Williams, Steve
 129 - Janet, Chris
 1984 102 - Morris, Jeff
 1985 139 - Muench, Doug
 1986 152 - Gongwer, Tony
 1987 126 - Giegling, Jim
 126 - Stucker, Gary
 1988 157 - Steffens, Jeff
 1989 141 - Shy, Dan
 1990 143 - Steffens, Jeff
 1991 162 - Pruneau, Scott
 1992 166 - Layton, Aaron
 1993 143 - Pruneau, Scott
 1994 177 - Robinson, Kerry
 1995 226 - Robinson, Kerry
 1996 179 - Curran, Rusty
 1997 205 - Johnson, Jeremy
 1998 228 - Yount, Kyle
 1999 203 - Yount, Kyle
 2000 211 - Meyer, Kevin
 2001 211 - Borowiak, Zach
 2002 229 - Stuckey, Denver
 2003 216 - Stuckey, Denver
 2004 229 - Bracamonte, Ernie
 2005 227 - Horstman, Eric

2006 199 - Graham, Darryl
 2007 228 - Harris, Nick
 2008 225 - Cummings, Tyrell
 2009 202 - Cummings, Tyrell
 2010 237 - Parmley, Kenton
 237 - Adamson, Michael
 2011 227 - Parmley, Kenton
 2012 245 - Parmley, Kenton
 2013 235 - Teller, Matt
 2014 233 - Teller, Matt
 2015 246 - Ezell, Trevor
 2016 242 - Ezell, Trevor
 242 - Boggetto, Branden
 2017 229 - Osborne, Chris
 2018 231 - Ezell, Trevor
 231 - Gagan, Tristen
 2019 209 - Wilber, Tyler
 2020 78 - Wright, Danny
 2021 205 - Keck, Andrew
 2022 236 - Wilber, Tyler
 2023 217 - Cameron, Josh

Runs Scored

1959 8 - O'Connor, Gerald
 8 - Jorgenson
 8 - Plassmeyer, Ken
 1965 26 - Vaughn, Steve
 1966 11 - Vaughn, Steve
 11 - Brune, Greg
 11 - Kesterson, Al
 1967 20 - Reid, Bill
 1968 15 - Metz, Don
 1969 14 - Roll, Lee
 1970 17 - Metz, Don
 1971 16 - Auer, Ron
 1972 18 - Auer, Ron
 1973 11 - Landgraf, Jeff
 1974 22 - Amick, Mark
 1975 23 - Dambach, Grant
 1976 39 - Wieser, Dan
 1977 35 - Wieser, Dan
 1978 25 - Basta, Ed
 1979 17 - Samples, Mike
 1980 26 - Dohogne, Rick
 1981 33 - Deal, Russ
 1982 47 - Williams, Steve
 1983 50 - Morris, Jeff
 1984 32 - Morris, Jeff
 1985 44 - Simmons, Mark
 1986 55 - Gongwer, Tony

1987 29 - Kumer, Kerry
 29 - Schreck, Chris
 1988 25 - McConnell, Britt
 1989 51 - Bieser, Steve
 1990 31 - Thomas, Scott
 1991 38 - Kress, Steve
 1992 41 - Pierce, Rhett
 1993 29 - Pruneau, Scott
 1994 31 - Crosnoe, Rex
 1995 57 - Robinson, Kerry
 1996 43 - Collier, Lamonte
 43 - Curran, Rusty
 1997 57 - Johnson, Jeremy
 1998 62 - Marino, Charlie
 1999 50 - Johnson, Jeremy
 2000 61 - Johnson, Jeremy
 2001 49 - Bonilla Jr., Clemente
 2002 58 - Hatton, Vern
 2003 58 - Hopkins, Brian
 2004 61 - Horstman, Eric
 2005 51 - Horstman, Eric
 2006 43 - Graham, Darryl
 2007 54 - Padilla, Omar
 2008 53 - Klocke, Jim
 2009 56 - Klocke, Jim
 2010 67 - Parmley, Kenton
 2011 64 - Adamson, Michael
 2012 58 - Parmley, Kenton
 2013 53 - Blum, Jason
 2014 60 - Blum, Jason
 60 - Teller, Matt
 2015 66 - Ezell, Trevor
 2016 70 - Ezell, Trevor
 2017 61 - Osborne, Chris
 2018 52 - Ezell, Trevor
 2019 44 - Basler, Connor
 2020 26 - Wilber, Tyler
 2021 36 - Keck, Andrew
 2022 72 - Mason, Jevon
 2023 55 - Mason, Jevon

Hits

1959 16 - Plassmeyer, Ken
 1960 13 - Probst, Ron
 1961 22 - Plassmeyer, Ken
 1962 20 - Wadlington, Gary
 1963 25 - Wadlington, Gary
 1964 19 - Turk, Jim
 1965 30 - Vaughn, Steve
 1966 17 - Steimle, Doug

1967 26 - Metz, Don
 1968 24 - Metz, Don
 1969 20 - Metz, Don
 1970 26 - Metz, Don
 1971 24 - Drury, Mark
 24 - Auer, Ron
 1972 27 - Drury, Mark
 1973 16 - Paskus, John
 1974 39 - Amick, Mark
 1975 31 - Dambach, Grant
 1976 47 - Amick, Mark
 47 - Wieser, Dan
 1977 43 - Samples, Mike
 1978 30 - Basta, Ed
 1979 23 - Dohogne, Rick
 1980 45 - Dohogne, Rick
 1981 41 - Williams, Steve
 1982 56 - Janet, Chris
 1983 45 - Daily, Rick
 45 - Williams, Steve
 1984 35 - Patterson, Dan
 35 - Janet, Chris
 1985 50 - Muench, Doug
 1986 63 - Shadowens, Chris
 1987 50 - Stucker, Gary
 1988 55 - Steffens, Jeff
 1989 69 - Shy, Dan
 1990 47 - Steffens, Jeff
 1991 69 - Shylanski, Todd
 1992 59 - Pierce, Rhett
 1993 50 - Pruneau, Scott
 1994 57 - Rives
 1995 87 - Robinson, Kerry
 1996 64 - Curran, Rusty
 1997 86 - Collier, Lamonte
 1998 80 - Yount, Kyle
 1999 80 - Johnson, Jeremy
 2000 80 - Johnson, Jeremy
 2001 66 - Borowiak, Zach
 2002 82 - Hatton, Vern
 2003 81 - Hopkins, Brian
 2004 84 - Horstman, Eric
 2005 80 - Horstman, Eric
 2006 62 - Padilla, Omar
 2007 69 - Padilla, Omar
 2008 74 - Cummings, Tyrell
 2009 78 - Cummings, Tyrell
 2010 92 - Adamson, Michael
 2011 82 - Adamson, Michael
 2012 89 - Parmley, Kenton



SOUTHEAST MISSOURI BASEBALL



ANNUAL LEADERS

2013 73 - Tellor, Matt
 73 - Blum, Jason
 2014 91 - Gibson, Derek
 2015 77 - Ezell, Trevor
 77 - Boggetto, Branden
 2016 85 - Gandolfo, Garrett
 2017 81 - Osborne, Chris
 2018 87 - Ezell, Trevor
 2019 80 - Wilber, Tyler
 2020 29 - Dirden, Justin
 2021 76 - Wilber, Tyler
 2022 78 - Wilber, Tyler
 2023 66 - Cameron, Josh

Runs Batted In

1965 20 - Wadlington, Gary
 1966 15 - Steimle, Doug
 1967 24 - Vaughn, Steve
 1968 15 - Vaughn, Steve
 1969 14 - Kuehler, Dan
 1970 21 - Drury, Mark
 1971 19 - Yount, Steve
 1972 14 - Drury, Mark
 1973 12 - Dambach, Mike
 1974 20 - McClarty, Pat
 1975 15 - Dambach, Grant
 15 - Wieser, Dan
 1976 37 - Wieser, Dan
 1977 30 - Wieser, Dan
 1978 21 - Criscione, Bill
 21 - Murphy, Dan
 1979 14 - Schatzley, Bill
 1980 28 - Dohogne, Rick
 1981 34 - Williams, Steve
 1982 51 - Williams, Steve
 1983 53 - Williams, Steve
 1984 31 - Patterson, Dan
 1985 45 - Patterson, Dan
 1986 57 - Shadowens, Chris
 1987 36 - Kumer, Kerry
 1988 27 - DeFere, Dean
 1989 50 - Shy, Dan
 1990 26 - Edwards, Tim
 26 - Steffens, Jeff
 1991 50 - Shylanski, Todd
 1992 42 - Shylanski, Todd
 1993 32 - Crosnoe, Rex
 1994 34 - Rives
 1995 67 - Schaefer, Brian
 1996 46 - Clark, Shawn

1997 43 - Collier, Lamonte
 1998 51 - Marino, Charlie
 1999 45 - Johnson, Jeremy
 2000 64 - Marino, Charlie
 2001 55 - Bourbon, Jeff
 2002 58 - Hatton, Vern
 2003 59 - Hopkins, Brian
 59 - Borowiak, Zach
 2004 51 - Bracamonte, Ernie
 2005 43 - Montiel, Frankie
 2006 28 - Olson, Levi
 2007 50 - Shah, Asif
 2008 58 - Cummings, Tyrell
 2009 55 - Cummings, Tyrell
 2010 66 - Jones, Casey
 66 - Klocke, Jim
 2011 53 - Moses, Trenton
 2012 61 - Moses, Trenton
 2013 46 - Tellor, Matt
 2014 71 - Tellor, Matt
 2015 61 - Boggetto, Branden
 2016 61 - Boggetto, Branden
 61 - Gandolfo, Garrett
 2017 62 - Gagan, Tristen
 2018 68 - Dirden, Justin
 2019 40 - Wilber, Tyler
 2020 26 - Dirden, Justin
 2021 49 - Wilber, Tyler
 2022 74 - Wilber, Tyler
 2023 51 - Cameron, Josh

Doubles

1965 11 - Vaughn, Steve
 1966 3 - Steimle, Doug
 1967 6 - Vaughn, Steve
 1968 4 - Leonard, Jim
 1969 4 - Metz, Don
 1970 6 - Drury, Mark
 1971 8 - Wallace, Ron
 1972 3 - Wahl, Fred
 3 - Auer, Ron
 1973 3 - Paskus, John
 1974 6 - Amick, Mark
 1975 5 - Morgan, Bruce
 5 - Dambach, Grant
 1976 10 - Amick, Mark
 1977 9 - Kuehn, Ralph
 1978 7 - Chastain, Rick
 1979 7 - Dohogne, Rick
 1980 9 - Thompson, Jay

1981 8 - Rosburg, Paul
 1982 11 - Wood, Brent
 1983 11 - Daily, Rick
 1984 10 - Morris, Jeff
 1985 10 - Steward, Lon
 1986 15 - Radetick, Joe
 1987 9 - Giegling, Jim
 1988 11 - McConnell, Britt
 1989 10 - Bieser, Steve
 1990 12 - Siebert, Scott
 1991 18 - Shylanski, Todd
 1992 14 - Shylanski, Todd
 1993 13 - Pruneau, Scott
 1994 15 - Crosnoe, Rex
 15 - Schaefer, Brian
 1995 18 - Crosnoe, Rex
 1996 13 - Breuer, Tom
 13 - Collier, Lamonte
 1997 20 - Collier, Lamonte
 1998 19 - Johnson, Jeremy
 1999 19 - Bourbon, Jeff
 2000 25 - Meyer, Kevin
 2001 20 - Bonilla Jr., Clemente
 2002 19 - Bonilla Jr., Clemente
 2003 19 - Hopkins, Brian
 19 - Borowiak, Zach
 2004 22 - Montiel, Frankie
 2005 16 - Lawson, Brent
 2006 17 - Olson, Levi
 2007 12 - Harris, Nick
 12 - Padilla, Omar
 2008 16 - Cummings, Tyrell
 2009 20 - Klocke, Jim
 2010 23 - Adamson, Michael
 2011 19 - Jones, Casey
 2012 16 - Moses, Trenton
 2013 21 - Blum, Jason
 2014 18 - Tellor, Matt
 18 - Lennington, Andy
 2015 23 - Boggetto, Branden
 2016 21 - Gandolfo, Garrett
 2017 18 - Osborne, Chris
 2018 20 - Gagan, Tristen
 2019 19 - Wilber, Tyler
 2020 9 - Wilber, Tyler
 2021 14 - Mason, Jevon
 2022 16 - Graber, Brett
 2023 14 - Cameron, Josh

Triples

1965 8 - Vaughn, Steve
 1966 1 - Vaughn, Steve
 1 - Kesterson, Al
 1 - Glastetter, Jim
 1967 4 - Metz, Don
 1968 2 - Vaughn, Steve
 1969 2 - Kuehler, Dan
 1970 3 - Metz, Don
 1971 4 - Auer, Ron
 1972 1 - Drury, Mark
 1 - Auer, Ron
 1973 1 - Kitchen, Terry
 1 - Amick, Mark
 1 - Wengert, Gary
 1 - Paskus, John
 1974 3 - Wahl, Fred
 1975 2 - Amick, Mark
 2 - Korando, Tony
 1976 2 - Wieser, Dan
 2 - Amick, Mark
 1977 1 - Chastain, Rick
 1 - Criscione, Bill
 1 - Wieser, Dan
 1 - Kuehn, Ralph
 1978 2 - Schmidt, Lynn
 1979 1 - Schatzley, Bill
 1 - Williams, Joe
 1980 1 - Thompson, Jay
 1 - Roberts, Mike
 1 - Dohogne, Rick
 1 - Schwartz, Dan
 1 - Williams, Joe
 1 - Osburn, Ted
 1 - Wadlington, Scott
 1981 1 - Deal, Russ
 1 - Apprill, Greg
 1 - Rosburg, Paul
 1 - Morgan, Scott
 1 - Janet, Chris
 1 - Reinagel, Jeff
 1982 4 - Janet, Chris
 1983 3 - Janet, Chris
 1984 1 - Ivie, Mike
 1 - Potts, Randy
 1 - Heuvelman, Arnie
 1985 3 - Heuvelman, Arnie
 1986 4 - Gongwer, Tony
 1987 3 - Miller, Brad
 3 - Schreck, Chris



SOUTHEAST MISSOURI BASEBALL



ANNUAL LEADERS

1988 3 - Crosnoe, Cory
 1989 5 - Shy, Dan
 5 - Bieser, Steve
 1990 4 - Steffens, Jeff
 1991 3 - Layton, Aaron
 3 - Shylanski, Todd
 1992 3 - Hollrah, Scott
 3 - Moeglin, Brian
 1993 4 - Moeglin, Brian
 1994 3 - Hopper, Scott
 3 - Robinson, Kerry
 1995 7 - Hopper, Scott
 1996 3 - Goodman, Steve
 1997 3 - Yount, Kyle
 1998 3 - Kinsolving, Darin
 3 - Johnson, Jeremy
 1999 5 - Johnson, Jeremy
 5 - Lowe, Steve
 2000 2 - Meyer, Kevin
 2 - Bonilla Jr., Clemente
 2001 4 - Hatton, Vern
 2002 9 - Hatton, Vern
 2003 3 - Christian, Justin
 3 - Hopkins, Brian
 3 - Stuckey, Denver
 2004 5 - Horstman, Eric
 2005 2 - Horstman, Eric
 2006 2 - Pritchett, Dustin
 2007 4 - Harris, Nick
 2008 4 - Harris, Nick
 2009 2 - Cummings, Tyrell
 2 - Spencer, Tony
 2010 3 - Adamson, Michael
 2011 3 - Slattey, Blake
 2012 3 - Gibson, Derek
 2013 4 - Lennington, Andy
 2014 5 - Lennington, Andy
 2015 6 - Ezell, Trevor
 2016 4 - Boggetto, Branden
 2017 4 - Osborne, Chris
 2018 4 - Ezell, Trevor
 2019 3 - Wilber, Tyler
 2020 3 - Feuerstake, Caleb
 2021 4 - Leeper, Peyton
 2022 3 - Graber, Brett
 3 - Mason, Jevon
 2023 4 - Cameron, Josh
 4 - Resetich, Chance

Home Runs

1965 5 - Hearne, Gary
 1966 3 - Steimle, Doug
 1967 4 - Steimle, Doug
 1968 4 - Vaughn, Steve
 1969 2 - Wallace, Ron
 1970 3 - Drury, Mark
 3 - Yount, Steve
 1971 6 - Yount, Steve
 1972 5 - Auer, Ron
 1973 2 - Kelam, Ron
 2 - Landgraf, Jeff
 2 - Paskus, John
 1974 1 - Holdinghaus, Dave
 1 - Kitchen, Terry
 1 - Amick, Mark
 1 - Howe, Mike
 1 - Dambach, Mike
 1 - McClarty, Pat
 1975 3 - Amick, Mark
 3 - Wieser, Dan
 1976 6 - Wieser, Dan
 1977 11 - Wieser, Dan
 1978 8 - Murphy, Dan
 1979 5 - Schatzley, Bill
 1980 5 - Gross, David
 5 - Williams, Joe
 5 - Osburn, Ted
 5 - Wadlington, Scott
 5 - Dohogne, Rick
 1981 10 - Deal, Russ
 1982 16 - Williams, Steve
 1983 18 - Williams, Steve
 1984 9 - Patterson, Dan
 9 - Williams, Steve
 1985 20 - Patterson, Dan
 1986 14 - Shadowens, Chris
 1987 17 - Kumer, Kerry
 1988 10 - DeFere, Dean
 1989 16 - Shy, Dan
 1990 6 - Edwards, Tim
 1991 9 - Shylanski, Todd
 1992 8 - Pruneau, Scott
 1993 3 - Rives
 3 - Breuer, Tom
 1994 8 - Rives
 1995 12 - Schaefer, Brian
 1996 12 - Clark, Shawn
 1997 8 - Collier, Lamonte
 1998 21 - Marino, Charlie

1999 14 - Kinsolving, Darin
 2000 19 - Johnson, Jeremy
 2001 7 - Hatton, Vern
 2002 10 - McDonald, Tristen
 2003 18 - Hopkins, Brian
 2004 8 - Lopez, Freddy
 8 - Bracamonte, Ernie
 2005 5 - Lawson, Brent
 5 - Payne, Jordan
 5 - Lopez, Freddy
 2006 7 - Payne, Jordan
 2007 8 - Harris, Nick
 8 - Padilla, Omar
 2008 12 - Cummings, Tyrell
 2009 13 - Wheeler, Justin
 13 - Wagner, Matt
 2010 17 - Haseltine, Louie
 2011 11 - Moses, Trenton
 2012 19 - Moses, Trenton
 2013 8 - Tellor, Matt
 2014 15 - Tellor, Matt
 2015 13 - Boggetto, Branden
 2016 15 - Osborne, Chris
 2017 13 - Gagan, Tristen
 2018 16 - Dirden, Justin
 2019 4 - Southerland, Hunter
 2020 9 - Dirden, Justin
 2021 14 - Stauss, Wade
 2022 18 - Wilber, Tyler
 2023 16 - Cameron, Josh

Total Bases

1959 16 - Plassmeyer, Ken
 1960 13 - Probst, Ron
 1961 22 - Plassmeyer, Ken
 1962 20 - Wadlington, Gary
 1963 25 - Wadlington, Gary
 1964 19 - Turk, Jim
 1965 66 - Vaughn, Steve
 1966 29 - Steimle, Doug
 1967 41 - Vaughn, Steve
 1968 40 - Vaughn, Steve
 1969 29 - Metz, Don
 1970 43 - Metz, Don
 1971 47 - Auer, Ron
 1972 43 - Auer, Ron
 1973 27 - Paskus, John
 1974 50 - Amick, Mark
 1975 44 - Dambach, Grant
 1976 78 - Wieser, Dan

1977 79 - Wieser, Dan
 1978 53 - Murphy, Dan
 1979 45 - Schatzley, Bill
 1980 69 - Dohogne, Rick
 1981 78 - Deal, Russ
 1982 107 - Williams, Steve
 1983 105 - Williams, Steve
 1984 68 - Patterson, Dan
 1985 117 - Patterson, Dan
 1986 119 - Shadowens, Chris
 1987 93 - Kumer, Kerry
 1988 74 - Steffens, Jeff
 1989 136 - Shy, Dan
 1990 66 - Steffens, Jeff
 1991 120 - Shylanski, Todd
 1992 86 - Shylanski, Todd
 1993 70 - Pruneau, Scott
 1994 90 - Rives
 1995 126 - Schaefer, Brian
 1996 86 - Collier, Lamonte
 1997 134 - Collier, Lamonte
 1998 144 - Marino, Charlie
 1999 141 - Johnson, Jeremy
 2000 151 - Johnson, Jeremy
 2001 98 - Bonilla Jr., Clemente
 2002 144 - Hatton, Vern
 2003 160 - Hopkins, Brian
 2004 119 - Horstman, Eric
 2005 99 - Horstman, Eric
 2006 90 - Padilla, Omar
 2007 109 - Padilla, Omar
 2008 126 - Cummings, Tyrell
 2009 123 - Cummings, Tyrell
 123 - Klocke, Jim
 2010 146 - Klocke, Jim
 2011 119 - Moses, Trenton
 2012 162 - Moses, Trenton
 2013 114 - Tellor, Matt
 2014 153 - Tellor, Matt
 2015 141 - Boggetto, Branden
 2016 139 - Gandolfo, Garrett
 2017 134 - Osborne, Chris
 2018 141 - Dirden, Justin
 2019 111 - Wilber, Tyler
 2020 63 - Dirden, Justin
 2021 109 - Wilber, Tyler
 2022 146 - Wilber, Tyler
 2023 136 - Cameron, Josh



SOUTHEAST MISSOURI BASEBALL



ANNUAL LEADERS

Walks

1965	16 - Hearne, Gary
1969	12 - Roll, Lee
1970	17 - Wallace, Ron
1971	14 - Drury, Mark
1972	13 - Auer, Ron
1973	10 - Yount, Steve
	10 - Landgraf, Jeff
1974	24 - Dambach, Mike
1975	16 - Korando, Tony
	16 - Wahl, Fred
1976	28 - Morgan, Bruce
1977	29 - Wieser, Dan
1978	16 - Basta, Ed
1979	14 - Miller, Blake
1980	19 - Thompson, Jay
1981	24 - Williams, Steve
1982	37 - Deal, Russ
1983	37 - Morris, Jeff
1984	19 - Williams, Steve
1985	33 - Steward, Lon
	33 - Hoffman, Craig
1986	32 - Gongwer, Tony
1987	24 - Miller, Brad
	24 - Kumer, Kerry
1988	20 - Shy, Dan
1989	39 - Bieser, Steve
1990	17 - Horace, Scott
1991	24 - Shylanski, Todd
1992	25 - Kress, Steve
1993	26 - Crosnoe, Rex
1994	23 - Crosnoe, Rex
1995	36 - Crosnoe, Rex
1996	30 - Craft, Lance
1997	32 - Johnson, Jeremy
1998	27 - Kinsolving, Darin
1999	53 - Bonilla Jr., Clemente
2000	42 - Johnson, Jeremy
2001	61 - Bonilla Jr., Clemente
2002	54 - Bonilla Jr., Clemente
2003	30 - Gilbert, Gary
2004	26 - Horstman, Eric
2005	26 - Payne, Jordan
2006	36 - Rave, Aaron
	36 - Graham, Darryl
2007	34 - Klocke, Jim
2008	35 - Klocke, Jim
2009	29 - Klocke, Jim
2010	23 - Klocke, Jim
	23 - Adamson, Michael

2011	32 - Adamson, Michael
2012	42 - Moses, Trenton
2013	30 - Blum, Jason
2014	38 - Blum, Jason
2015	41 - Ezell, Trevor
	41 - Hewitt, Dalton
2016	55 - Holst, Dan
2017	49 - Holst, Dan
2018	30 - Dirden, Justin
2019	40 - Southerland, Hunter
2020	11 - Wilber, Tyler
2021	27 - Leeper, Peyton
2022	44 - Mason, Jevon
2023	36 - Leeper, Peyton

Hit By Pitch

1965	5 - Vaughn, Steve
1969	1 - Metz, Don
	1 - Hotfelder, John
	1 - Wallace, Ron
1970	2 - Williams, Ray
1971	12 - King, Jim
1972	4 - Auer, Ron
1973	2 - Yount, Steve
	2 - Holdinghaus, Dave
	2 - Kelam, Ron
1974	1 - Dambach, Grant
	1 - Kitchen, Terry
	1 - Wengert, Gary
	1 - Amick, Mark
1975	2 - Kuehn, Ralph
1976	4 - Kuehn, Ralph
1977	2 - Eisenbach, Rick
	2 - Criscione, Bill
	2 - Dambach, Grant
1978	2 - Eisenbach, Rick
	2 - Basta, Larry
1979	2 - Miller, Blake
	2 - Deal, Russ
	2 - Dohogne, Rick
1980	2 - Williams, Joe
	2 - Dohogne, Rick
	2 - Gross, David
1981	5 - Deal, Russ
1982	2 - Reinagel, Jeff
	2 - Wood, Brent
1983	3 - Janet, Chris
1984	2 - Morris, Jeff
	2 - Smith, Darrick
1985	5 - Smith, Darrick

1986	4 - Steward, Lon
	4 - Patterson, Dan
1987	4 - Stucker, Gary
1988	5 - Bieser, Steve
1989	5 - Diel, Bill
	5 - Bieser, Steve
1990	2 - Horace, Scott
	2 - Pruneau, Scott
	2 - Heuring, Darrell
1991	3 - Pruneau, Scott
1992	5 - Pierce, Rhett
1993	3 - Robinson, Kerry
1994	4 - Breuer, Tom
	4 - Rives
1995	11 - Breuer, Tom
1996	10 - Breuer, Tom
1997	14 - Gerwitz, Jim
1998	15 - Johnson, Jeremy
	15 - Marino, Charlie
1999	10 - Kinsolving, Darin
2000	9 - Marino, Charlie
2001	13 - Hatton, Vern
2002	10 - Hatton, Vern
2003	9 - Borowiak, Zach
2004	12 - Noll, Brady
2005	13 - Horstman, Eric
2006	14 - Padilla, Omar
2007	13 - Padilla, Omar
	13 - Graham, Darryl
2008	10 - Spencer, Tony
	10 - Moses, Trenton
2009	10 - Wheeler, Justin
2010	10 - Burgess, Ky
2011	13 - Moses, Trenton
2012	18 - Moses, Trenton
2013	23 - Blum, Jason
2014	18 - Blum, Jason
2015	18 - Blum, Jason
2016	11 - Osborne, Chris
2017	12 - Lees, Brian
2018	18 - Faulkner, Peyton
2019	15 - Southerland, Hunter
2020	6 - Stauss, Wade
2021	15 - Stauss, Wade
2022	10 - Mason, Jevon
2023	15 - Aranda, Carlos

Stolen Bases

1968	1 - James, Rolland
	1 - Hotfelder, John
1969	3 - Roll, Lee
1970	3 - Williams, Ray
	3 - Metz, Don
1971	2 - Auer, Ron
1972	1 - Wahl, Fred
	1 - Kelam, Ron
1973	4 - Dambach, Mike
1974	9 - Amick, Mark
1975	4 - Amick, Mark
1976	20 - Amick, Mark
1977	5 - Chastain, Rick
1978	7 - Murphy, Dan
1979	5 - Williams, Joe
1980	8 - Miller, Blake
	8 - Fritsche, Tom
1981	6 - Deal, Russ
1982	8 - Deal, Russ
1983	4 - Morris, Jeff
	4 - Daily, Rick
1984	5 - Janet, Chris
1985	11 - Muench, Doug
1986	33 - Muench, Doug
1987	4 - DeFere, Dean
1988	11 - Bieser, Steve
1989	15 - Bieser, Steve
1990	17 - Steffens, Jeff
1991	16 - Thomas, Scott
1992	20 - Pierce, Rhett
1993	11 - Robinson, Kerry
1994	15 - Robinson, Kerry
1995	20 - Robinson, Kerry
1996	16 - Craft, Lance
1997	24 - Collier, Lamonte
1998	16 - Marino, Charlie
	16 - Johnson, Jeremy
1999	14 - Meyer, Kevin
2000	18 - Marino, Charlie
2001	8 - Stuckey, Denver
	8 - Bonilla Jr., Clemente
2002	18 - Stuckey, Denver
2003	18 - Christian, Justin
2004	13 - Horstman, Eric
2005	13 - Horstman, Eric
2006	9 - Padilla, Omar
	9 - Gibson, Chris
2007	10 - Harris, Nick
	10 - Padilla, Omar



SOUTHEAST MISSOURI BASEBALL



ANNUAL LEADERS

2008	15 - Spencer, Tony	1997	4.80 - Michel, David	1983	72.1 - Hemmer, Lance	1974	65 - McSpadden, Galen
2009	18 - Spencer, Tony	1998	2.72 - Spille, Ryan	1984	48.0 - Schulte, Joe	1975	43 - Hastings, Trae
2010	13 - Slattery, Blake	1999	3.39 - Huesgen, Dan	1985	69.1 - Schulte, Joe	1976	64 - Hastings, Trae
2011	16 - Adamson, Michael	2000	1.71 - Hiltz, Jeffrey	1986	66.2 - Bohnert, Jeff	1977	80 - Hastings, Trae
2012	13 - Parmley, Kenton	2001	1.33 - Pennington, Todd	1987	80.0 - Harper, Brian	1978	52 - Hastings, Trae
2013	15 - Bieser, Cole	2002	2.95 - Alvarez, Tim	1988	98.0 - Harper, Brian	1979	32 - D'Amico, Paul
2014	23 - Blum, Jason	2003	2.74 - Alvarez, Tim	1989	80.2 - Parks, Jim	1980	42 - Boeller, Keith
2015	11 - Blum, Jason	2004	2.48 - Smith, Brad	1990	57.0 - Marschel, Larry	1981	47 - Gronowski, Dave
	11 - Ezell, Trevor	2005	3.66 - Evans, Joey	1991	82.2 - Parks, Jim	1982	48 - Eftink, Mick
2016	23 - Ezell, Trevor	2006	4.02 - Parham, Josh	1992	76.2 - Jarvis, John	1983	65 - Hemmer, Lance
2017	13 - Holst, Dan	2007	2.46 - Renfrow, Dustin	1993	61.2 - Dannenmueller, Dan	1984	52 - Schulte, Joe
2018	11 - Ezell, Trevor	2008	4.36 - Rhodes, Lance	1994	73.1 - Mitts	1985	81 - Schulte, Joe
2019	21 - Basler, Connor	2009	4.89 - Leigh, James	1995	96.1 - Michel, David	1986	48 - Sandheinric, Kelly
2020	9 - Dirden, Justin	2010	4.11 - Underwood, Josh	1996	83.0 - Swearingen, Jason	1987	86 - Harper, Brian
2021	17 - Keck, Andrew	2011	2.54 - Mahon, Logan	1997	83.0 - Swearingen, Jason	1988	94 - Harper, Brian
2022	16 - Mason, Jevon	2012	4.50 - Simmons, Shea	1998	110.0 - Swearingen, Jason	1989	57 - Parks, Jim
2023	13 - Cameron, Josh	2013	5.43 - Smith, Zack	1999	104.1 - Spille, Ryan	1990	53 - Edwards, Jim
		2014	3.23 - Hayes, Travis	2000	99.1 - Debrock, Lanson	1991	87 - Parks, Jim
		2015	3.17 - Lucchesi, Joey	2001	95.0 - Pennington, Todd	1992	61 - Dannenmueller, Dan
		2016	2.19 - Lucchesi, Joey	2002	117.0 - Purcell, Brad	1993	54 - Dannenmueller, Dan
		2017	4.55 - Murphy, Justin	2003	108.1 - Alvarez, Tim	1994	51 - Rothweil, Larry
		2018	2.45 - Vega, Carlos	2004	103.1 - Maupin, Anthony	1995	82 - Michel, David
		2019	2.89 - Meyn, Keegan	2005	98.1 - Evans, Joey	1996	70 - Siboda, Dave
		2020	3.38 - Dodd, Dylan	2006	98.1 - McAlister, Jamie	1997	69 - Siboda, Dave
		2021	3.17 - Dodd, Dylan	2007	95.0 - Renfrow, Dustin	1998	130 - Spille, Ryan
		2022	3.35 - Miller, Kyle	2008	85.1 - Renfrow, Dustin	1999	85 - Spille, Ryan
		2023	3.99 - Niznik, Noah	2009	84.2 - Leigh, James	2000	92 - Thomas, Tommy
				2010	75.1 - Gumieny, Kyle	2001	121 - Pennington, Todd
				2011	82.2 - Underwood, Jordan	2002	102 - Purcell, Brad
				2012	82.0 - Simmons, Shea	2003	79 - Alvarez, Tim
				2013	96.2 - Spitzfaden, Will	2004	77 - Herbig, Derek
				2014	86.1 - Hayes, Travis	2005	77 - Evans, Joey
				2015	98.0 - Winkelman, Alex	2006	72 - McAlister, Jamie
				2016	111.0 - Lucchesi, Joey	2007	72 - Shah, Asif
				2017	95.0 - Murphy, Justin	2008	78 - Renfrow, Dustin
				2018	73.1 - Vega, Carlos	2009	87 - Leigh, James
				2019	76.0 - Dodd, Dylan	2010	57 - Mahon, Logan
				2020	26.2 - Dodd, Dylan	2011	56 - Underwood, Jordan
				2021	96.2 - Dodd, Dylan	2012	89 - Simmons, Shea
				2022	89.2 - Rackers, Jason	2013	50 - Winkelman, Alex
				2023	85.2 - Niznik, Noah	2014	62 - Winkelman, Alex
						2015	93 - Lucchesi, Joey
						2016	149 - Lucchesi, Joey
						2017	64 - Chandler, Clay
						2018	85 - Vega, Carlos
						2019	77 - Dodd, Dylan
						2020	36 - Dodd, Dylan
						2021	120 - Dodd, Dylan
						2022	79 - Rackers, Jason
						2023	85 - Niznik, Noah

Pitching

Earned Run Average

1967	3.96 - Hachman, Ralph
1969	3.49 - Long, Darrell
1970	1.30 - Payne, Mike
1971	2.20 - King, Jim
1972	1.73 - Payne, Jerry
1973	1.47 - McSpadden, Galen
1974	1.53 - McSpadden, Galen
1975	2.77 - Smith, Tim
1976	2.32 - Hastings, Trae
1977	1.93 - Hosick, Steve
1978	1.38 - Hastings, Trae
1979	3.19 - Fritsche, Tom
1980	3.26 - Boeller, Keith
1981	4.78 - Gronowski, Dave
1982	3.38 - Boeller, Keith
1983	2.61 - Hemmer, Lance
1984	1.64 - Reinagel, Kenny
1985	2.52 - Guthrie, Brian
1986	3.68 - Lummus, Lee
1987	3.34 - Brewer, Kirby
1988	2.76 - Harper, Brian
1989	2.34 - Parks, Jim
1990	3.20 - Baker, Doug
1991	2.07 - Parks, Jim
1992	4.35 - Dannenmueller, Dan
1993	3.50 - Dannenmueller, Dan
1994	3.54 - Rothweil, Larry
1995	3.38 - Pehle, Troy
1996	4.23 - Swearingen, Jason

Innings Pitched

1960	26.0 - Hagedorn, Bob
1961	36.0 - Holland, Dennis
1962	58.0 - Malchow, Bruce
1963	54.1 - Meier, Dale
1964	81.0 - Meier, Dale
1965	40.1 - Hachman, Ralph
1967	50.0 - Hachman, Ralph
1969	38.2 - Long, Darrell
1970	41.2 - Payne, Mike
1971	61.1 - King, Jim
1972	43.0 - Payne, Mike
1973	43.0 - McSpadden, Galen
1974	64.2 - McSpadden, Galen
1975	52.0 - Smith, Tim
1976	78.0 - Jorn, Dave
1977	69.0 - Hastings, Trae
1978	45.2 - Hastings, Trae
1979	38.0 - D'Amico, Paul
1980	49.2 - Boeller, Keith
1981	49.0 - Gronowski, Dave
1982	51.2 - Eftink, Mick

Strikeouts

1965	51 - Hachman, Ralph
1967	42 - Hachman, Ralph
1969	37 - Long, Darrell
1970	37 - Long, Darrell
1971	48 - McSpadden, Galen
1972	43 - Payne, Mike
1973	58 - McSpadden, Galen



SOUTHEAST MISSOURI BASEBALL



ANNUAL LEADERS

Wins		2001 12 - Pennington, Todd	1997 3 - Haines, Talley	1972 11 - McSpadden, Galen
1960	1 - Anderson, Jack	2002 12 - Smith, Brandon	1998 1 - Swearingen, Jason	1973 8 - McSpadden, Galen
	1 - Thorgmorton, Dick	12 - Purcell, Brad	1 - Spille, Ryan	1974 13 - McSpadden, Galen
	1 - Peterson, Jack	2003 14 - Alvarez, Tim	1999 1 - Debrock, Lanson	1975 8 - Jorn, Dave
	1 - Hagedorn, Bob	2004 8 - Maupin, Anthony	1 - Bogenpohl, Chad	8 - Smith, Tim
1961	2 - Mahan, Bill	2005 8 - Evans, Joey	2000 4 - Hilz, Jeffrey	1976 12 - Doerr, Mark
1962	3 - Malchow, Bruce	2006 6 - Maupin, Anthony	2001 2 - Hilz, Jeffrey	12 - Hunt, Jeff
1963	3 - Meier, Dale	2007 7 - Shah, Asif	2002 5 - Frazier, Mark	1977 10 - Hosick, Steve
	3 - Holdner, John	2008 6 - Renfrow, Dustin	2003 3 - Beever, James	10 - Hastings, Trae
1964	9 - Meier, Dale	2009 7 - Leigh, James	2004 11 - Smith, Brad	10 - Hunt, Jeff
1965	4 - Meystedt, Kermit	2010 8 - Gumieny, Kyle	2005 2 - McAlister, Jamie	1978 11 - D'Amico, Paul
1967	4 - Hachman, Ralph	2011 9 - LaBruyere, Brad	2 - Smith, Brad	1979 8 - Eftink, Mick
1968	6 - Hachman, Ralph	2012 7 - Simmons, Shea	2 - Forsyth, Ryan	8 - D'Amico, Paul
1969	2 - Schwent, Gary	2013 5 - Spitzfaden, Will	2006 2 - Parham, Josh	1980 10 - Eftink, Mick
1970	3 - Payne, Mike	2014 8 - Hayes, Travis	2 - Riley, Phillip	10 - Boeller, Keith
1971	7 - King, Jim	2015 8 - Hayes, Travis	2 - McAlister, Jamie	1981 15 - Boeller, Keith
1972	5 - Payne, Mike	2016 10 - Lucchesi, Joey	2007 3 - Nails, Ivan	1982 10 - Stroud, Dan
1973	5 - McSpadden, Galen	2017 8 - Chandler, Clay	3 - Parham, Josh	10 - Eftink, Mick
1974	5 - McSpadden, Galen	2018 8 - Vega, Carlos	2008 3 - Kemper, Jake	1983 12 - Stroud, Dan
1975	4 - Smith, Tim	2019 5 - Sachse, Austin	2009 7 - Klocke, Jim	1984 10 - Schulte, Joe
1976	8 - Hastings, Trae	Bergtholdt, Dan	2010 5 - Simmons, Shae	1985 13 - Schulte, Joe
1977	6 - Hastings, Trae	2020 3 - Niznik, Noah	2011 8 - Mahon, Logan	1986 14 - Grim, Jon
1978	6 - Hastings, Trae	2021 9 - Dodd, Dylan	2012 4 - Hull, Christian	1987 22 - Hempen, Hal
1979	4 - Montgomery, Jim	2022 8 - Miller, Kyle	2013 7 - Hurst, Bobby	1988 16 - Harper, Brian
1980	4 - Baker, Randy	2023 6 - Niznik, Noah	2014 6 - Wright, Brady	1989 16 - Elfrink, Brad
	4 - Boeller, Keith		2015 4 - Wade, Matthew	1990 14 - Marschel, Larry
	4 - Bernard, Lacey		2016 5 - Murphy, Justin	1991 17 - Wieter, Alan
1981	4 - Eftink, Mick	Saves	2017 6 - Vega, Carlos	1992 23 - Dannenmueller, Dan
1982	6 - Stroud, Dan	1976 5 - Hunt, Jeff	2018 5 - Bergtholdt, Dan	1993 19 - Lochmann,
1983	9 - Stroud, Dan	1978 2 - D'Amico, Paul	2019 4 - Stretch, Aaron	1994 22 - Phillips
1984	4 - Reinagel, Kenny	1979 2 - Eftink, Mick	2020 2 - Meyn, Keegan	1995 22 - Pehle, Troy
	4 - Maloney, Scott	1980 1 - Eftink, Mick	2021 6 - Williams, Austin	1996 17 - Siboda, Dave
1985	7 - Schulte, Joe	1981 2 - Boeller, Keith	2022 6 - Miller, Kyle	1997 23 - Michel, David
	7 - Maloney, Scott	1982 2 - Reinagel, Kenny	2023 6 - Miller, Kyle	1998 23 - Swearingen, Jason
1986	8 - Bohnert, Jeff	1983 2 - Maloney, Scott		23 - Spille, Ryan
1987	10 - Lummus, Lee	1984 1 - Schulte, Joe	Appearances	1999 20 - Spille, Ryan
1988	11 - Harper, Brian	1985 1 - Bohnert, Jeff	1960 5 - Hagedorn, Bob	2000 28 - Hilz, Jeffrey
1989	10 - Parks, Jim	1986 2 - Hempen, Hal	5 - Anderson, Jack	2001 27 - Hilz, Jeffrey
1990	7 - Marschel, Larry	1987 8 - Hempen, Hal	1961 8 - Holland, Dennis	2002 26 - Frazier, Mark
1991	7 - Jarvis, John	1988 1 - Parks, Jim	1962 8 - Malchow, Bruce	2003 23 - Beever, James
	7 - Parks, Jim	1 - Elfrink, Brad	1963 8 - Meier, Dale	2004 30 - Smith, Brad
1992	6 - Wieter, Alan	1989 1 - Parks, Jim	1965 9 - Meystedt, Kermit	2005 29 - Johnson, Andrew
1993	4 - Dannenmueller, Dan	1 - Tabata, Osamu	9 - Hachman, Ralph	2006 25 - Parham, Josh
1994	6 - Phillips	1 - Edwards, Jim	1968 7 - Ulmer, Pete	2007 22 - Nails, Ivan
1995	9 - Pehle, Troy	1990 1 - Greaser, Brian	1969 7 - Long, Darrell	22 - Parham, Josh
1996	7 - Swearingen, Jason	1991 3 - Wieter, Alan	7 - Williams, Greg	2008 22 - Rhodes, Lance
1997	6 - Michel, David	1992 3 - Dannenmueller, Dan	1970 9 - Halter, Tim	2009 23 - Poole, Ryan
1998	11 - Spille, Ryan	1993 2 - Lochmann	9 - Payne, Mike	2010 25 - Simmons, Shae
1999	10 - Spille, Ryan	1994 2 - Phillips	1971 9 - King, Jim	2011 23 - Simmons, Shae
2000	9 - Debrock, Lanson	1995 4 - Pehle, Troy	9 - Payne, Mike	2012 21 - Lynn, Dylan
		1996 3 - Pehle, Troy		



SOUTHEAST MISSOURI BASEBALL



ANNUAL LEADERS

2013 30 - Hurst, Bobby
 2014 24 - Wright, Brady
 24 - Hull, Christian
 2015 23 - Siddle, Alex
 2016 28 - Busiek, Jake
 2017 30 - Waldhoff, Jared
 2018 25 - Stretch, Aaron
 2019 26 - Winder, Logan
 2020 7 - Grossius, Bryce
 7 - Cisneros, Blake
 2021 22 - Cisneros, Blake
 22 - Williams, Austin
 2022 27 - Cisneros, Blake
 2023 21 - Miller, Kyle
 21 - Ralls, Hunter

Games Started

1973 6 - McSpadden, Galen
 1974 8 - McSpadden, Galen
 1975 8 - Smith, Tim
 1976 19 - Jorn, Dave
 1977 9 - Hastings, Trae
 9 - Hosick, Steve
 1978 7 - Hastings, Trae
 1979 7 - D'Amico, Paul
 1980 7 - Boeller, Keith
 7 - Baker, Randy
 1981 8 - Gronowski, Dave
 1982 8 - Eftink, Mick
 1983 11 - Stroud, Dan
 1984 6 - Reinagel, Kenny
 6 - Maloney, Scott
 1985 11 - Schulte, Joe
 1986 12 - Bohnert, Jeff
 1987 12 - Lummus, Lee
 12 - Harper, Brian
 1988 13 - Harper, Brian
 1989 12 - Lummus, Lee
 1990 9 - Baker, Doug
 1991 11 - Parks, Jim
 1992 16 - Jarvis, John
 1993 10 - Tripp, Shawn
 1994 9 - Mitts
 9 - Rothweil, Larry
 1995 15 - Rothweil, Larry
 1996 13 - Swearingen, Jason
 13 - Michel, David
 1997 13 - Michel, David
 13 - Siboda, Dave
 1998 17 - Swearingen, Jason

1999 15 - Spille, Ryan
 2000 16 - Huesgen, Dan
 2001 15 - Pennington, Todd
 2002 17 - Purcell, Brad
 2003 13 - Alvarez, Tim
 2004 15 - Fitch, Mike
 2005 17 - Johnson, Andrew
 2006 14 - Maupin, Anthony
 2007 15 - Syberg, Josh
 2008 13 - Renfrow, Dustin
 13 - Leigh, James
 2009 12 - Leigh, James
 12 - Gumieny, Kyle
 2010 15 - Underwood, Jordan
 2011 15 - Underwood, Jordan
 2012 15 - Simmons, Shea
 2013 16 - Spitzfaden, Will
 2014 14 - Iago, Tyler
 2015 15 - Winkelman, Alex
 15 - Hayes, Travis
 2016 16 - Lucchesi, Joey
 16 - Beltran, Robert
 2017 15 - Chandler, Clay
 15 - Murphy, Justin
 2018 14 - Spalt, Logan
 2019 14 - Dodd, Dylan
 2020 4 - Dodd, Dylan
 4 - Niznik, Noah
 2021 15 - Dodd, Dylan
 2022 15 - Rackers, Jason
 2023 15 - Niznik, Noah

Complete Games

1973 6 - McSpadden, Galen
 1974 6 - McSpadden, Galen
 1975 5 - Hastings, Trae
 1976 8 - Hastings, Trae
 1977 7 - Hosick, Steve
 7 - Hastings, Trae
 1978 4 - Hastings, Trae
 1979 3 - Fritsche, Tom
 1980 4 - Baker, Randy
 4 - Boeller, Keith
 1981 2 - Bernard, Lacey
 2 - Gronowski, Dave
 2 - Boeller, Keith
 1982 5 - Boeller, Keith
 5 - Eftink, Mick
 1983 9 - Hemmer, Lance
 1984 6 - Reinagel, Kenny

1985 7 - Guthrie, Brian
 7 - Schulte, Joe
 1986 4 - Bohnert, Jeff
 1987 6 - Brewer, Kirby
 6 - Harper, Brian
 1988 8 - Harper, Brian
 1989 7 - Parks, Jim
 1990 6 - Baker, Doug
 1991 4 - Parks, Jim
 1992 3 - Jarvis, John
 3 - Wieter, Alan
 1993 3 - Dannemueller, Dan
 1994 4 - Mitts
 4 - Rothweil, Larry
 1995 3 - Swearingen, Jason
 3 - Rothweil, Larry
 3 - Michel, David
 1996 5 - Swearingen, Jason
 1997 5 - Michel, David
 1998 9 - Swearingen, Jason
 1999 8 - Spille, Ryan
 2000 5 - Debrock, Lanson
 2001 5 - Pennington, Todd
 2002 3 - Purcell, Brad
 2003 6 - Alvarez, Tim
 2004 7 - Maupin, Anthony
 2005 5 - Evans, Joey
 2006 6 - Maupin, Anthony
 2007 6 - Shah, Asif
 2008 5 - Renfrow, Dustin
 2009 1 - Leigh, James
 2010 1 - Gumieny, Kyle
 2011 2 - Dicus, Jon
 2012 1 - Lynn, Dylan
 2013 2 - Smith, Zack
 2 - Spitzfaden, Will
 2014 2 - Hayes, Travis
 2015 1 - Winkelman, Alex
 1 - Hayes, Travis
 2016 2 - Lucchesi, Joey
 2017 1 - Murphy, Justin
 2018 None
 2019 1 - Niznik, Noah
 2020 1 - Dodd, Dylan
 1 - Niznik, Noah
 2021 1 - Miller, Kyle
 1 - Niznik, Noah
 2022 None
 2023 1 - Niznik, Noah

Shutouts

1974 2 - Raley, Mike
 1975 1 - Shelton, Steve
 1976 4 - Hastings, Trae
 1977 1 - Buechting, Don
 1 - Hammers, Jim
 1 - Hastings, Trae
 1 - Hosick, Steve
 1979 1 - Fritsche, Tom
 1980 2 - Bernard, Lacey
 1981 1 - Gronowski, Dave
 1 - Boeller, Keith
 1982 1 - Stroud, Dan
 1 - Richards, Kent
 1 - Reinagel, Kenny
 1 - Hemmer, Lance
 1983 2 - Hemmer, Lance
 1984 2 - Maloney, Scott
 2 - Reinagel, Kenny
 1985 1 - Schulte, Joe
 1 - Guthrie, Brian
 1986 2 - Bohnert, Jeff
 1987 1 - Parks, Jim
 1 - Harper, Brian
 1988 1 - Harper, Brian
 1989 1 - Lummus, Lee
 1990 2 - Baker, Doug
 1991 1 - Parks, Jim
 1 - Baker, Doug
 1992 2 - Wieter, Alan
 1993 2 - Dannemueller, Dan
 1994 1 - Mitts
 1 - Rothweil, Larry
 1 - Phillips
 1 - McMahon
 1995 1 - Borders, Chad
 1996 1 - Michel, David
 1997 1 - Siboda, Dave
 1 - Swearingen, Jason
 1998 2 - Spille, Ryan
 1999 3 - Huesgen, Dan
 2000 2 - Debrock, Lanson
 2001 3 - Pennington, Todd
 2002 1 - Smith, Brandon
 2003 3 - Alvarez, Tim
 2005 1 - Evans, Joey
 2006 1 - Maupin, Anthony
 2007 3 - Shah, Asif
 2014 1 - Hayes, Travis
 2015 1 - Winkelman, Alex



SOUTHEAST MISSOURI BASEBALL



ANNUAL LEADERS

2016 1 - Lucchesi, Joey
1 - Chandler, Clay

2017 1 - Murphy, Justin
1 - Chandler, Clay
1 - Haggerty, Josh
1 - Burris, Joey

2018 1 - Spalt, Logan
1 - Bergtholdt, Dan
1 - Losman, Ryan
1 - Bock, Nathan
1 - Pyles, Wesley
1 - Hagerty, Chase
1 - Holyfield, Ashton

2019 1 - Frank, Andrew
1 - Cook, Matthew
1 - Cisneros, Blake
1 - Grossius, Bryce
1 - Bock, Nathan

2020 1 - Dodd, Dylan
1 - Niznik, Noah

2021 None

2022 None

2023 None

2005 460 - Johnson, Andrew

2006 432 - McAlister, Jamie

2007 394 - Renfrow, Dustin

2008 364 - Renfrow, Dustin

2009 384 - Leigh, James

2010 339 - Underwood, Jordan

2011 332 - Dicus, Jon

2012 320 - Shae Simmons

2013 377 - Spitzfaden, Will

2014 311 - Iago, Tyler

2015 364 - Hayes, Travis

2016 411 - Lucchesi, Joey

2017 377 - Murphy, Justin

2018 281 - Vick, Christian

2019 305 - Dodd, Dylan

2020 100 - Dodd, Dylan

2021 375 - Dodd, Dylan

2022 340 - Rackers, Jason

2023 323 - Niznik, Noah

2000 397 - Bourbon, Jeff

2001 463 - Bourbon, Jeff

2002 423 - McDonald, Tristen

2003 403 - Gilbert, Gary

2004 408 - Noll, Brady

2005 324 - Payne, Jordan

2006 411 - Rave, Aaron

2007 423 - Wagner, Matt

2008 425 - Wagner, Matt

2009 444 - Wagner, Matt

2010 330 - Klocke, Jim

2011 274 - Jones, Casey

2012 407 - Campbell, Kody

2013 531 - Tellor, Matt

2014 489 - Tellor, Matt

2015 513 - Rippee, Ryan

2016 496 - Lees, Brian

2017 495 - Gagan, Tristen

2018 276 - Gagan, Tristen

2019 292 - Keck, Andrew

2020 135 - Blazevic, Austin

2021 368 - Stauss, Wade

2022 463 - Keck, Andrew

2023 377 - Ackerman, Nolan

2003 364 - Gilbert, Gary

2004 359 - Noll, Brady

2005 261 - Payne, Jordan

2006 385 - Rave, Aaron

2007 389 - Wagner, Matt

2008 404 - Wagner, Matt

2009 416 - Wagner, Matt

2010 259 - Klocke, Jim

2011 250 - Jones, Casey

2012 370 - Campbell, Kody

2013 484 - Tellor, Matt

2014 452 - Tellor, Matt

2015 477 - Rippee, Rayn

2016 432 - Lees, Brian

2017 461 - Gagan, Tristen

2018 260 - Gagan, Tristen

2019 255 - Keck, Andrew

2020 119 - Blazevic, Austin

2021 341 - Stauss, Wade

2022 422 - Andrews, Lincoln

2023 353 - Ackerman, Nolan

Fielding

Chances

1973 5 - Wengert, Gary

1974 14 - Dambach, Grant

1975 12 - Wieser, Dan

1976 17 - Wieser, Dan

1977 14 - Wieser, Dan

1978 11 - Eisenbach, Rick

1979 174 - Samples, Mike

1980 247 - Thompson, Jay

1981 237 - Deal, Russ

1982 282 - Rosburg, Paul

1983 279 - Daily, Rick

1984 180 - Patterson, Dan

1985 307 - Patterson, Dan

1986 302 - Patterson, Dan

1987 277 - Schmidt, Steve

1988 250 - Zoellner, Rich

1989 298 - Horace, Scott

1990 298 - Horace, Scott

1991 292 - Shylanski, Todd

1992 383 - Pruneau, Scott

1993 253 - Crosnoe, Rex

1994 449 - Blum, Kris

1995 423 - Crosnoe, Rex

1996 264 - Breuer, Tom

1997 305 - Collier, Lamonte

1998 360 - Bourbon, Jeff

1999 333 - Kinsolving, Darin

Putouts

1979 163 - Samples, Mike

1980 229 - Thompson, Jay

1981 194 - Deal, Russ

1982 271 - Rosburg, Paul

1983 257 - Daily, Rick

1984 165 - Patterson, Dan

1985 290 - Patterson, Dan

1986 282 - Patterson, Dan

1987 243 - Schmidt, Steve

1988 235 - Zoellner, Rich

1989 282 - Horace, Scott

1990 267 - Horace, Scott

1991 260 - Shylanski, Todd

1992 324 - Pruneau, Scott

1993 227 - Crosnoe, Rex

1994 412 - Blum, Kris

1995 367 - Crosnoe, Rex

1996 218 - Miller, Mike

1997 235 - Kinsolving, Darin

1998 326 - Bourbon, Jeff

1999 276 - Kinsolving, Darin

2000 347 - Bourbon, Jeff

2001 410 - Bourbon, Jeff

2002 370 - Hoffman, Eric

Assists

1979 54 - Miller, Blake

1980 93 - Miller, Blake

1981 87 - Miller, Blake

1982 84 - Bunton, Bob
84 - Ivie, Mike

1983 88 - Ivie, Mike

1984 48 - Smith, Darrick

1985 78 - Muench, Doug

1986 106 - Kimbelin, Keith

1987 90 - Kimbelin, Keith

1988 99 - Crosnoe, Cory

1989 108 - Crosnoe, Cory

1990 71 - Thomas, Scott

1991 99 - Thomas, Scott

1992 101 - Hollrah, Scott

1993 101 - Rives

1994 97 - Hopper, Scott
97 - Moeglin, Brian

1995 144 - Hopper, Scott

1996 154 - Curran, Rusty

1997 180 - Collier, Lamonte

1998 161 - Lowe, Steve

1999 147 - Lowe, Steve

2000 146 - Borowiak, Zach

2001 130 - Borowiak, Zach

2002 166 - Borowiak, Zach

2003 130 - Borowiak, Zach

Batters Faced

1978 180 - Hastings, Trae

1979 176 - D'Amico, Paul

1980 214 - Boeller, Keith

1981 223 - Gronowski, Dave

1982 214 - Eftink, Mick

1983 307 - Hemmer, Lance

1984 214 - Schulte, Joe

1985 330 - Schulte, Joe

1986 296 - Bohnert, Jeff

1987 359 - Harper, Brian

1988 415 - Harper, Brian

1989 355 - Parks, Jim

1990 259 - Marschel, Larry

1991 320 - Parks, Jim

1992 373 - Jarvis, John

1994 316 - Mitts

1995 430 - Michel, David

1996 369 - Swearingen, Jason

1997 381 - Michel, David

1998 486 - Swearingen, Jason

2000 417 - Debrock, Lanson

2001 378 - Pennington, Todd

2002 486 - Purcell, Brad

2003 448 - Alvarez, Tim

2004 471 - Maupin, Anthony



SOUTHEAST MISSOURI BASEBALL



ANNUAL LEADERS

2004 168 - Bracamonte, Ernie
 2005 137 - Jenkins, Bo
 2006 113 - Padilla, Omar
 2007 143 - Moore, Robby
 2008 112 - Spencer, Tony
 2009 138 - Spencer, Tony
 2010 147 - Parmley, Kenton
 2012 140 - Parmley, Kenton
 2013 134 - Blum, Jason
 2014 119 - Lennington, Andy
 2015 191 - Boggetto, Branden
 2016 151 - Ezell, Trevor
 2017 162 - Basler, Connor
 2018 84 - Ezell, Trevor
 2019 123 - Basler, Connor
 2020 44 - Wilber, Tyler
 2021 148 - Wilber, Tyler
 2022 150 - Wilber, Tyler
 2023 121 - Leeper, Peyton

Double Plays

2000 30 - Borowiak, Zach
 2001 38 - Allen, Shane
 2002 53 - Hoffman, Eric
 2003 46 - Gilbert, Gary
 2004 37 - Jenkins, Bo
 2005 40 - Bracamonte, Ernie
 2006 31 - Rave, Aaron
 2007 30 - Moore, Robby
 2008 33 - Wagner, Matt
 2009 46 - Wagner, Matt
 2010 43 - Parmley, Kenton
 2011 30 - Parmley, Kenton
 2012 35 - Parmley, Kenton
 2013 45 - Tellor, Matt
 2014 55 - Tellor, Matt
 2015 46 - Rippee, Ryan
 2016 39 - Boggetto, Branden
 2017 51 - Gagan, Tristen
 2018 26 - Gagan, Tristen
 2019 28 - Wilber, Tyler
 2020 4 - Wilber, Tyler
 4 - Basler, Connor
 2021 22 - Blazevic, Austin
 2022 33 - Andrews, Lincoln
 2023 25 - Andrews, Lincoln

Caught Stealing By

1992 25 - Shylanski, Todd
 1993 11 - Crosnoe, Rex
 1994 23 - Crosnoe, Rex
 1995 27 - Crosnoe, Rex
 1996 15 - Miller, Mike
 1997 11 - Hoehner, Brad
 1998 11 - Hoehner, Brad
 1999 15 - Berry, Dan
 2000 16 - Bourbon, Jeff
 2001 15 - Bourbon, Jeff
 2002 26 - McDonald, Tristen
 2003 13 - McDonald, Tristen
 2004 18 - Noll, Brady
 2005 10 - Noll, Brady
 2006 10 - Olson, Levi
 2007 15 - Klocke, Jim
 2008 13 - Klocke, Jim
 2009 10 - Klocke, Jim
 2010 13 - Klocke, Jim
 2011 5 - Dicus, Jon
 2013 6 - Winkelman, Alex
 2014 12 - Mitchell, Scott
 2015 13 - Mitchell, Scott
 2016 8 - Lees, Brian
 2017 13 - Lees, Brian
 2018 3 - Stauss, Wade
 2019 12 - Keck, Andrew
 2020 3 - Keck, Andrew
 2021 6 - Keck, Andrew
 6 - Stauss, Wade
 2022 8 - Keck, Andrew
 2023 6 - Ackerman, Nolan

Note: SEMO's 2020 season was shortened to 17 games due to a global COVID-19 pandemic.



SOUTHEAST MISSOURI BASEBALL



MISCELLANEOUS RECORDS

Postseason History

(Since Joining NCAA Division I)
OVC Tournament
Appearances and Records
(Finish)

1992.....	1-2
1995.....	2-2 (2 nd)
1996.....	1-2
1997.....	3-2 (2 nd)
1998.....	3-0 (1 st)
1999.....	0-2
2000.....	2-2 (2 nd)
2001.....	0-2
2002.....	4-1 (1 st)
2003.....	1-2
2004.....	3-2 (2 nd)
2005.....	0-2
2006.....	2-2
2007.....	1-2
2008.....	3-2 (2 nd)
2009.....	0-2
2010.....	0-2
2011.....	2-2
2012.....	2-2
2013.....	2-2
2014.....	1-2
2015.....	3-2 (2 nd)
2016.....	4-1 (1 st)
2017.....	1-2
2018.....	1-2
2021.....	3-1 (1 st)
2022.....	3-1 (1 st)
2023.....	0-1

Overall Record..... 48-49

NCAA Tournament Results

1998 Midwest Regional

Wichita, Kan.

5/21 vs. Wichita State - L, 4-7

5/21 vs. Georgia Tech - L, 5-14

2002 Tuscaloosa Regional

Tuscaloosa, Ala.

5/31 vs. Alabama - W, 7-4

6/1 vs. Florida Atlantic - L, 6-12

6/1 vs. Alabama - L, 4-7

2016 Starkville Regional

Starkville, Miss.

6/3 vs. Mississippi State - L, 5-9

6/4 vs. Louisiana Tech - L, 4-9

2021 Oxford Regional

Oxford, Miss.

6/4 vs. #12 Ole Miss - L, 3-6

6/5 vs. Southern Mississippi - L, 0-21

2022 Louisville Regional

Louisville, Ky.

6/3 at #7 Louisville - L, 2-7

6/4 vs. Oregon - L, 6-18

Single-Season Wins

1. 2016.....	39
2. 2022.....	37
2014.....	37
2002.....	37
2000.....	37
6. 2015.....	36
7. 2011.....	34
2001.....	34
9. 2007.....	32
1998.....	32
1995.....	32

Single-Season Winning Percentage

1. 1965.....	.800 (16-4)
2. 1973.....	.778 (14-4)
3. 1982.....	.769 (30-9)
4. 1964.....	.750 (15-5)
5. 1983.....	.744 (29-10)
6. 1986.....	.686 (29-13-1)
7. 2000.....	.685 (37-17)
8. 1971.....	.682 (15-7)
9. 1975.....	.667 (18-9)
10. 1977.....	.658 (25-13)

Single-Season Runs

1. 2016.....	474
2. 2015.....	473
3. 2010.....	452
4. 2022.....	426
5. 2014.....	408
6. 2000.....	397
7. 1998.....	396
8. 2002.....	393
9. 2017.....	388
10. 2011.....	387

Single-Season Batting Average

1. 1986.....	.354
2. 2010.....	.346
3. 1982.....	.324
4. 1985.....	.323
5. 1989.....	.322
6. 2003.....	.321
1963.....	.321
8. 2011.....	.316
9. 1983.....	.315
10. 2000.....	.314

Consecutive Streaks

Wins

Length Year Details

14	2003	3/12 (vs. St. Louis) - 4/12 (at Eastern Ky.), snapped: 4/12 (at Eastern Ky.)
13	1973	Game 1 (vs. Centenary) - Game 13 (vs. Lincoln), snapped: Game 14 (vs Lincoln)
11	2022	2/26 (vs. Bellarmine) - 3/13 (vs. Valparaiso), snapped: 3/15 (at Indiana State)
11	2016	3/11 (at Eastern Kentucky) - 4/5 (vs. Arkansas State), snapped: 4/4 (at Austin Peay)
11	1985	4/3 (gm. 2 vs. Evansville) - 4/19 (vs. Northeastern Ill.), snapped: 4/20 (at SIU-E)
11	1977	Game 12 (vs. Mo.-Rolla) - Game 22 (vs. Mo. State), snapped: Game 23 (vs. Truman St.)
10	1976	Game 2 (vs. Memphis) - Game 11 (vs. Tenn.-Martin), snapped: Game 12 (vs. Tenn.-Martin)

Losses

Length Year Details

10	2012	3/14 (vs. UALR) - 3/30 (at Eastern Illinois), snapped 3/31 (at Eastern Illinois)
8	1992	2/19 (at Ark. State) - 3/8 (at Columbus College), snapped: 3/8 (at Columbus College)
7	2006	3/11 (vs. South Dakota St.) - 3/26 (at UT Martin), snapped: 3/29 (vs. Missouri)
7	1981	4/8 (at Southern Ill.) - 4/18 (vs. Mo.-St. Louis), snapped: 4/21 (vs. Maryville)
7	1969	Game 4 (vs. Wisc. State) - Game 10 (vs. Mo.-Rolla), snapped: Game 11 (vs. Mo.-Rolla)
6	4x	last 2008 4/9 (vs. Arkansas State) - 4/19 (Samford, Gm. 1), snapped: 4/19 (Samford, Gm. 2)

Shutout Wins

3, 3 times; Last: 4/1/06 (vs. Murray St.) - 4/2/06 (vs. Murray St.)



SOUTHEAST MISSOURI BASEBALL



MISCELLANEOUS RECORDS

OVC Tournament Appearances

1992.....	1-2
1995.....	2-2 (2 nd)
1996.....	1-2
1997.....	3-2 (2 nd)
1998.....	3-0 (1 st)
1999.....	0-2
2000.....	2-2 (2 nd)
2001.....	0-2
2002.....	4-1 (1 st)
2003.....	1-2
2004.....	3-2 (2 nd)
2005.....	0-2
2006.....	2-2
2007.....	1-2
2008.....	3-2 (2 nd)
2009.....	0-2
2010.....	0-2
2011.....	2-2
2012.....	2-2
2013.....	2-2
2014.....	1-2
2015.....	3-2 (2 nd)
2016.....	4-1 (1 st)
2017.....	1-2
2018.....	1-2
2021.....	3-1 (1 st)
2022.....	3-1 (1 st)
2023.....	0-1
Overall Record.....	48-49

OVC Tournament Record vs.

Austin Peay.....	10-4
Belmont.....	4-1
Eastern Illinois.....	4-6
Eastern Kentucky.....	4-4
Jacksonville State.....	7-8
Middle Tennessee.....	2-6
Murray State.....	4-6
Morehead State.....	4-5
Samford.....	0-2
SIU Edwardsville.....	1-0
Tennessee Tech.....	7-7
UT Martin.....	1-0

OVC Tournament Record by Seed

No. 1.....	15-7
No. 2.....	8-9
No. 3.....	1-2
No. 4.....	0-4
No. 5.....	4-7
No. 6.....	9-8

*Seedings began in 2000

OVC Regular Season Titles

Eastern Kentucky.....	16
Middle Tennessee.....	13
Murray State.....	11
Austin Peay.....	9
Tennessee Tech.....	9
Morehead State.....	9
Southeast Missouri.....	5
Western Kentucky.....	5
Eastern Illinois.....	4
Jacksonville State.....	3
East Tennessee.....	1
Samford.....	1
Belmont.....	1

OVC Tournament Titles

Middle Tennessee.....	10
Austin Peay.....	6
Eastern Kentucky.....	4
Jacksonville State.....	5
Southeast Missouri.....	5
Tennessee Tech.....	4
Morehead State.....	4
Eastern Illinois.....	3
Murray State.....	2
Western Kentucky.....	1

Year-by-Year OVC Tournament Champions

1962.....	Eastern Kentucky
1964.....	Murray State
1965.....	Murray State
1966.....	Eastern Kentucky
1967.....	Eastern Kentucky
1968.....	Middle Tennessee
1969.....	Morehead State
1970.....	Murray State
1971.....	Austin Peay
1973.....	Morehead State

1974.....	Murray State
1975.....	Murray State
1976.....	Middle Tennessee
1977.....	Morehead State
1978.....	East Tennessee
1979.....	Murray State
1980.....	Western Kentucky
1981.....	Middle Tennessee
1982.....	Middle Tennessee
1983.....	Morehead State
1984.....	Eastern Kentucky
1985.....	Eastern Kentucky
1986.....	Eastern Kentucky
1987.....	Middle Tennessee
1988.....	Middle Tennessee
1989.....	Eastern Kentucky
1990.....	Middle Tennessee
1991.....	Middle Tennessee
1992.....	Middle Tennessee
1993.....	Morehead State
1994.....	Middle Tennessee
1995.....	Middle Tennessee
1996.....	Austin Peay
1997.....	Tennessee Tech
1998.....	Southeast Missouri
1999.....	Eastern Illinois
2000.....	Middle Tennessee
2001.....	Tennessee Tech
2002.....	Southeast Missouri
2003.....	Murray State
2004.....	Jacksonville State
2005.....	Austin Peay
2006.....	Jacksonville State
2007.....	Austin Peay
2008.....	Eastern Illinois
2009.....	Tennessee Tech
2010.....	Jacksonville State
2011.....	Austin Peay
2012.....	Austin Peay
2013.....	Austin Peay
2014.....	Jacksonville State
2015.....	Morehead State
2016.....	Southeast Missouri
2017.....	Tennessee Tech
2018.....	Morehead State
2019.....	Jacksonville State
2020.....	No tournament due to COVID-19
2021.....	Southeast Missouri
2022.....	Southeast Missouri
2023.....	Eastern Illinois




SOUTHEAST MISSOURI BASEBALL



COACHING HISTORY



Ed Williams
1959; 1 season
4-5-1 (.450)



Joe Uhls
1960-1984; 25 seasons
373-257-5 (.591)



Palmer Muench
1985-1994; 10 seasons
235-206-3 (.533)



Mark Hogan
1995-2012; 18 seasons
526-456-1 (.536)



Steve Bieser
2013-2016; 4 seasons
138-97 (.587)



Andy Sawyers
2017-Present
181-170 (.516)

Year	Coach	Won	Lost	Tied	Pct.	Year	Coach	Won	Lost	Tied	Pct.	Year	Coach	Won	Lost	Tied	Pct.
1959	Williams	4	5	1	.450	1982	Uhls	30	9	0	.769	2005	Hogan	24	32	0	.429
1960	Uhls	4	6	0	.400	1983	Uhls	29	10	0	.744	2006	Hogan	23	33	0	.411
1961	Uhls	6	8	1	.433	1984	Uhls	17	12	0	.586	2007	Hogan	32	24	0	.571
1962	Uhls	5	12	1	.306	1985	Muench	28	15	1	.648	2008	Hogan	26	26	0	.500
1963	Uhls	11	9	0	.550	1986	Muench	29	13	1	.686	2009	Hogan	26	25	0	.510
1964	Uhls	15	5	0	.750	1987	Muench	28	20	0	.583	2010	Hogan	30	25	0	.545
1965	Uhls	16	4	0	.800	1988	Muench	19	23	0	.452	2011	Hogan	34	22	0	.607
1966	Uhls	11	8	0	.579	1989	Muench	27	17	0	.614	2012	Hogan	23	36	0	.390
1967	Uhls	13	10	0	.565	1990	Muench	21	19	1	.524	2013	Bieser	26	33	0	.441
1968	Uhls	9	11	0	.450	1991	Muench	25	18	0	.581	2014	Bieser	37	20	0	.649
1969	Uhls	6	12	1	.342	1992	Muench	22	27	0	.449	2015	Bieser	36	23	0	.610
1970	Uhls	9	11	0	.450	1993	Muench	13	27	0	.325	2016	Bieser	39	21	0	.650
1971	Uhls	15	7	0	.682	1994	Muench	23	27	0	.460	2017	Sawyers	29	26	0	.527
1972	Uhls	11	10	0	.524	1995	Hogan	32	21	0	.604	2018	Sawyers	27	30	0	.474
1973	Uhls	14	4	0	.778	1996	Hogan	25	23	1	.520	2019	Sawyers	23	32	0	.418
1974	Uhls	17	13	0	.567	1997	Hogan	24	33	0	.421	2020*	Sawyers	9	8	0	.529
1975	Uhls	18	9	0	.667	1998	Hogan	32	24	0	.571	2021	Sawyers	30	22	0	.577
1976	Uhls	28	15	0	.651	1999	Hogan	27	27	0	.500	2022	Sawyers	37	22	0	.627
1977	Uhls	25	13	0	.658	2000	Hogan	37	17	0	.685	2023	Sawyers	26	30	0	.464
1978	Uhls	14	11	0	.560	2001	Hogan	34	20	0	.630						
1979	Uhls	13	10	0	.565	2002	Hogan	37	20	0	.649						
1980	Uhls	22	17	1	.562	2003	Hogan	31	20	0	.608						
1981	Uhls	15	21	1	.419	2004	Hogan	29	28	0	.509						

* Season shortened due to COVID-19



Mark Hogan

Mark Hogan, the all-time winningest coach in Southeast Missouri State University baseball history, announced his retirement after 18 seasons on July 30, 2012. Hogan compiled a 526-456-1 (.536) record with one Ohio Valley Conference regular-season title (2002), two OVC Tournament crowns (1998, 2002) and the program's only two NCAA Tournament appearances (1998, 2002). Hogan achieved many milestones throughout his illustrious 31-year career which culminated with an overall record of 911-713-3 between the NCAA Division I, NCAA Division II and NJCAA Division I ranks. Most recently, Hogan picked up his 900th career win when the Redhawks beat Arkansas State on Apr. 17, 2012. Prior to that, Hogan notched his 500th victory at Southeast when the Redhawks defeated Eastern Illinois on May 20, 2011. In 2007, Hogan surpassed the legendary Joe Uhls for the most wins in school history.

- 526 victories at Southeast (1995-2012)
- 248 OVC victories
- 18 OVC Tournament Appearances
- 15 Major League Draft picks
- 80 All-OVC selections
- 5 OVC Pitcher of the Year Selections
- 4 OVC Player of the Year Selections
- 4 OVC Rookie of the Year Selections
- 2 OVC Tournament Championships
- 2 NCAA Regional Appearances
- 1 OVC Regular-Season Title
- 911 Career victories in 31 years as a head coach
- 1,627 games coached, including 983 at Southeast Missouri



SOUTHEAST MISSOURI BASEBALL



YEAR-BY-YEAR RESULTS (SINCE 1962)

1970
Joe Uhls
Overall: 9-11

Murray State	L	2-8
Christian Brothers College	L	3-4
Christian Brothers College	L	1-2
Delta State	L	1-4
Missouri State	L	0-9
Missouri State	W	6-3
Missouri State	W	5-4
Evansville	W	6-5
Missouri S&T	W	1-0
Missouri S&T	W	9-0
Missouri S&T	L	3-4
Missouri State	L	2-7
Missouri State	W	14-2
Missouri State	L	2-3
Missouri S&T	L	1-2
Missouri S&T	L	1-2
Missouri S&T	L	2-3
Saint Louis	W	10-1
Missouri-St. Louis	W	12-8
Murray State	W	5-4

1971
Joe Uhls
Overall: 15-7

Christian Brothers College	W	10-6
Memphis	W	8-7
Evansville	W	1-0
Evansville	W	9-1
Missouri State	L	1-4
Missouri State	W	3-2
Truman State	W	5-4
Truman State	L	3-10
Murray State	W	2-1
Missouri-St. Louis	L	0-8
Missouri-St. Louis	W	4-3
Washington (Mo.)	W	2-0
Lincoln	W	7-3
Lincoln	W	6-2
Northwest Missouri	W	5-3
Northwest Missouri	W	5-3
Murray State	L	7-9
Missouri S&T	L	0-1
Missouri S&T	W	12-4
Missouri-St. Louis	L	1-5
Central Missouri	W	2-1
Central Missouri	L	4-8

1972
Joe Uhls
Overall: 11-10

St. Olaf College	L	3-10
St. Olaf College	L	2-8
Missouri State	L	1-7
Missouri State	L	3-6
Milwaukee	W	3-0
Milwaukee	W	8-0
Moorhead (Minn.)	L	5-6
Truman State	W	1-0
Truman State	W	2-1
Christian Brothers College	W	2-1
Murray State	L	2-7
Washington (Mo.)	W	11-1
Murray State	L	3-4
Northwest Missouri	W	5-0
Northwest Missouri	W	2-1
Missouri S&T	L	2-3
Missouri S&T	W	8-3
Evansville	W	3-0
Evansville	L	0-6
Central Missouri	L	4-5
Central Missouri	W	2-0

1973
Joe Uhls
Overall: 14-4

Centenary	W	9-3
Centenary	W	6-3
Luther College	W	2-1
Luther College	W	4-0
Christian Brothers College	W	5-2
Christian Brothers College	W	4-1
Illinois-Chicago	W	5-1
Illinois-Chicago	W	8-7
Illinois Tech	W	1-0
Illinois Tech	W	6-0
Truman State	W	3-0
Truman State	W	3-1
Lincoln	W	9-2
Lincoln	L	0-1
Northwest Missouri	L	2-3
Northwest Missouri	L	1-2
Missouri S&T	W	2-1
Missouri S&T	L	2-11

1974
Joe Uhls
Overall: 17-13

Christian Brothers College	W	5-1
Christian Brothers College	W	6-1
Western Illinois	L	2-3
Western Illinois	W	6-3
Christian Brothers College	W	9-4
Christian Brothers College	W	2-0
Central Missouri	L	3-4
Central Missouri	L	4-13
Missouri S&T	W	12-7
Missouri S&T	W	14-4
Missouri State	L	3-4
Missouri State	W	6-5
Quincy	L	0-2
Quincy	L	1-6
Truman State	W	1-0
Truman State	W	8-0
Memphis	L	1-3
Washington (Mo.)	W	4-3
Westminster	L	2-3
Westminster	L	1-3
Lincoln	W	2-1
Lincoln	L	4-5
Northwest Missouri	L	1-3
Northwest Missouri	W	6-5
Evansville	W	8-2
Evansville	L	0-2
Indiana State	W	4-3
Indiana State	W	10-0
Missouri S&T	W	9-1
Missouri S&T	L	1-4

1975
Joe Uhls
Overall: 18-9

Christian Brothers College	W	8-2
Christian Brothers College	W	7-6
MacMurray	W	1-0
MacMurray	W	12-2
Illinois-Chicago	W	4-0
Illinois-Chicago	W	7-1
Winona State	W	6-2
Central Missouri	W	1-0
Central Missouri	L	2-3
Central Missouri	W	9-7
UT Martin	W	8-7
UT Martin	W	9-3
Missouri State	L	5-10
Missouri State	L	2-3
Missouri State	L	2-3
Truman State	W	6-3
Truman State	L	2-4
Washington (Mo.)	W	6-4
Saint Louis	W	2-0
Saint Louis	W	5-1

Indiana State	W	4-2
Indiana State	L	2-3
Lincoln	W	12-6
Lincoln	L	0-2
Lincoln	W	10-4
Northwest Missouri	L	4-9
Northwest Missouri	L	2-3

1976
Joe Uhls
Overall: 28-15
MIAA: 15-2

Illinois State	L	1-4
Memphis	W	7-6
Christian Brothers College	W	3-1
Christian Brothers College	W	4-2
Carroll College	W	4-1
Carroll College	W	6-3
Illinois-Chicago	W	5-3
Missouri S&T	W	10-0
Missouri S&T	W	1-0
Missouri S&T	W	2-1
UT Martin	W	6-0
UT Martin	L	0-3
Central Missouri	W	6-3
Central Missouri	L	1-2
Central Missouri	W	3-2
Saint Louis	L	4-6
Saint Louis	L	4-5
Missouri State	W	13-9
Missouri State	W	6-2
Missouri State	L	10-12
Augustana College	L	2-3
Augustana College	L	2-10
Truman State	W	11-5
Truman State	W	11-0
Truman State	W	8-1
Southern Illinois	L	3-6
Southern Illinois	L	3-4
Northeastern Illinois	L	1-3
Northeastern Illinois	W	4-2
Lincoln	W	16-2
Lincoln	W	11-0
Lincoln	W	17-0
Missouri Baptist	L	3-5
Missouri Baptist	L	3-7
Northwest Missouri	W	4-0
Northwest Missouri	W	1-0

Midwest Regional

Mankato State	W	8-3
Omaha	W	12-4
Omaha	W	4-2

College World Series

Sacred Heart	W	4-3
Florida Southern	L	3-5
Livingston (Ala.)	W	9-7
SIU Edwardsville	L	3-9

MIAA Champions



SOUTHEAST MISSOURI BASEBALL



YEAR-BY-YEAR RESULTS (SINCE 1962)

1977	
Joe Uhls	
Overall: 25-13	
Iowa	W 9-6
Iowa	L 5-14
Illinois-Chicago	W 5-3
Illinois-Chicago	W 4-3
Northwest Missouri	L 1-4
Northwest Missouri	L 1-4
Northwest Missouri	L 4-7
Evansville	L 4-6
Evansville	W 10-5
Brown	L 5-7
Brown	L 5-7
Missouri S&T	W 9-1
Missouri S&T	W 6-1
Missouri S&T	W 22-16
Central Missouri	W 3-1
Central Missouri	W 4-1
Central Missouri	W 7-6
UT Martin	W 4-3
UT Martin	W 9-2
Missouri State	W 4-3
Missouri State	W 7-5
Missouri State	W 6-1
Truman State	L 1-4
Truman State	W 1-0
Truman State	W 6-0
Indiana State	L 1-4
Indiana State	W 6-5
Memphis	L 4-5
Memphis	L 5-6
Missouri Baptist	W 1-0
Missouri Baptist	W 5-1
Lincoln	W 9-0
Lincoln	W 11-2
Lincoln	W 12-1
<u>North Central Region Tournament</u>	
Missouri State	L 2-6
South Dakota State	W 6-5
Missouri State	W 5-3
Omaha	L 1-2
MIAA Champions	

1978	
Joe Uhls	
Overall: 14-11	
MIAA: 7-5	
3/17 at Christian Brothers	W 11-5
3/17 at Christian Brothers	W 14-4
3/19 MacMurray	W 10-2
3/19 MacMurray	W 11-8
3/22 Augustana	L 3-12
3/22 Augustana	W 12-1
3/31 Missouri S&T	W 15-5
4/1 Missouri S&T	W 5-2

4/1 Missouri S&T	L 6-11
4/3 at Evansville	L 8-9
4/3 at Evansville	L 4-7
4/7 at Central Missouri	L 3-7
4/8 at Central Missouri	L 0-1
4/8 at Central Missouri	W 7-4
4/14 at Missouri State	W 5-2
4/15 at Missouri State	L 3-4
4/15 at Missouri State	L 1-6
4/18 at Saint Louis	W 15-8
4/21 Truman State	W 7-2
4/22 Truman State	W 6-1
4/22 Truman State	W 6-5
4/29 Missouri-St. Louis	W 2-1
4/29 Missouri-St. Louis	L 2-5
5/2 Missouri Baptist	L 3-13
5/2 Missouri Baptist	L 0-1

1979			
Joe Uhls			
Overall: 13-10			
MIAA: 4-4			
3/11 vs. Butler !	L 1-2		
3/12 vs. Marietta College !	W 3-1		
3/12 vs. Olivet College !	L 4-5		
3/17 Christian Brothers	W 1-0		
3/17 Christian Brothers	W 5-1		
3/18 Saint Louis	W 15-2		
3/18 Saint Louis	L 8-9		
4/7 at Missouri S&T*	W 7-5		
4/7 at Missouri S&T*	W 5-3		
4/14 at Missouri-St. Louis	L 2-5		
4/14 at Missouri-St. Louis	L 0-4		
4/16 Evansville	W 8-4		
4/17 Evansville	W 8-6		
4/18 Oakland City	W 5-1		
4/18 Oakland City	W 16-0		
4/22 at Missouri State*	W 7-5		
4/22 at Missouri State*	L 0-5		
4/29 Missouri S&T*	L 0-6		
4/29 Missouri S&T*	L 7-9		
5/1 Missouri Baptist	L 5-9		
5/1 Missouri Baptist	W 4-3		
5/7 Missouri State*	L 0-11		
5/7 Missouri State*	W 10-8		

* - MIAA Game
! - Played in Panama City, Fla.

1980			
Joe Uhls			
Overall: 22-17-1			
MIAA: 5-5			
3/14 vs. Marietta !	L 1-4		
3/14 vs. Northern Kentucky !	W 5-2		
3/15 vs. Olivet College !	W 9-4		
3/15 vs. Wingate College !	L 4-6		
3/16 vs. Northern Kentucky !	T 6-6		
3/22 Oakland City	L 3-6		
3/22 Oakland City	W 4-2		
3/23 Christian Brothers	W 5-1		
3/26 Missouri-St. Louis	L 5-6		
3/26 Missouri-St. Louis	L 6-7		
3/27 Western Illinois	L 2-3		
3/27 Western Illinois	L 0-3		
3/31 Greenville College (Ill.)	W 5-4		
3/31 Greenville College (Ill.)	L 1-3		
4/2 North Dakota	W 5-2		
4/2 North Dakota	W 6-0		
4/4 Millikin	W 2-1		
4/4 Millikin	W 4-0		
4/5 Missouri S&T*	W 14-4		
4/5 Missouri S&T*	L 4-10		
4/7 at Evansville	W 16-0		
4/7 at Evansville	W 3-2		
4/9 at Missouri State*	L 6-11		
4/9 at Missouri State*	L 3-4		
4/13 Lincoln*	W 10-0		
4/13 Lincoln*	W 11-2		
4/16 Indiana State	W 3-2		
4/16 Indiana State	L 3-4		
4/17 at SIU Edwardsville	L 2-5		
4/17 at SIU Edwardsville	W 6-1		
4/19 Missouri State*	L 2-5		
4/19 Missouri State*	L 10-15		
4/22 at Saint Louis	L 12-15		
4/22 at Saint Louis	L 5-8		
4/24 Missouri Baptist	W 2-1		
4/24 Missouri Baptist	W 12-1		
4/29 Evansville	W 4-3		
4/29 Evansville	W 5-4		
5/3 at Lincoln*	W 8-2		
5/3 at Lincoln*	W 9-0		

* - MIAA Game
! - Played in Panama City, Fla.

1981			
Joe Uhls			
Overall: 15-21-1			
MIAA: 3-9			
3/10 UT Martin	L 3-5		
3/10 UT Martin	W 6-4		
3/13 vs. Marietta !	L 2-6		
3/13 vs. Illinois State !	T 0-0		
3/14 vs. Valparaiso !	W 3-2		
3/14 vs. Olivet College !	W 6-3		
3/15 vs. Valparaiso !	L 4-7		
3/20 Saint Louis	W 8-4		
3/20 Saint Louis	L 3-7		
3/21 Oakland City	W 7-2		
3/21 Oakland City	W 4-3		
3/27 at Iowa	L 2-6		
3/28 at Missouri-St. Louis*	L 2-5		
3/28 at Missouri-St. Louis*	L 4-12		
4/1 North Dakota	L 1-6		
4/1 North Dakota	L 5-6		
4/2 North Dakota	W 5-0		
4/2 North Dakota	W 8-7		
4/5 Missouri S&T*	L 2-5		
4/5 Missouri S&T*	W 2-1		
4/8 at Southern Illinois	L 3-11		
4/11 Missouri State*	L 5-13		
4/11 Missouri State*	L 1-4		
4/15 at Evansville	L 2-11		
4/15 at Evansville	L 2-7		
4/18 Missouri-St. Louis*	L 1-4		
4/18 Missouri-St. Louis*	L 2-12		
4/21 Maryville College	W 14-6		
4/21 Maryville College	W 22-6		
4/25 at Missouri S&T*	W 12-8		
4/25 at Missouri S&T*	W 7-3		
4/28 SIU Edwardsville	L 9-10		
4/28 SIU Edwardsville	L 5-9		
4/30 Missouri Baptist	W 5-4		
4/30 Missouri Baptist	W 2-1		
5/2 at Missouri State*	L 3-4		
5/2 at Missouri State*	L 2-5		

* - MIAA Game
! - Played in Panama City, Fla.



SOUTHEAST MISSOURI BASEBALL



YEAR-BY-YEAR RESULTS (SINCE 1962)

1982		
Joe Uhls		
Overall: 30-9		
MIAA: 11-1		
3/9	vs. Florida State !	L 2-19
3/9	vs. Jacksonville State !	W 2-1
3/9	vs. Marietta !	L 3-4
3/10	vs. Illinois State !	W 9-2
3/20	at Lincoln*	W 12-1
3/20	at Lincoln*	W 6-3
3/24	Evansville	W 13-2
3/24	Evansville	L 2-3
3/27	Missouri S&T*	W 3-2
3/27	Missouri S&T*	W 3-0
3/28	Oakland City	W 9-2
3/28	Oakland City	W 22-1
3/31	North Dakota	W 4-3
3/31	North Dakota	W 5-1
4/1	North Dakota	W 9-0
4/1	North Dakota	W 12-1
4/4	at Missouri-St. Louis*	L 9-19
4/4	at Missouri-St. Louis*	W 8-6
4/6	Lindenwood College	W 9-0
4/6	Lindenwood College	W 12-1
4/9	Lincoln*	W 5-2
4/9	Lincoln*	W 6-0
4/10	Millikin	W 10-5
4/10	Millikin	W 15-7
4/11	Millikin	W 21-2
4/14	at Maryville College	L 3-6
4/14	at Maryville College	W 10-3
4/17	at Missouri S&T*	W 13-4
4/17	at Missouri S&T*	W 14-2
4/20	at SIU Edwardsville	L 4-5
4/20	at SIU Edwardsville	W 10-6
4/24	Missouri-St. Louis*	W 8-7
4/24	Missouri-St. Louis*	W 3-2
4/25	at Saint Louis	W 7-3
4/25	at Saint Louis	L 2-3
4/30	Northwest Missouri	L 0-2
4/30	Northwest Missouri	L 0-8
5/5	Missouri Baptist	W 6-2
5/5	Missouri Baptist	W 13-2

* - MIAA Game
! - Gulf Coast Classic (Florida)

1983		
Joe Uhls		
Overall: 29-10		
MIAA: 11-1		
3/7	vs. Wingate College !	W 5-4
3/8	vs. Marietta !	W 3-1
3/8	vs. Butler !	L 5-8
3/9	vs. Valparaiso !	W 7-0
3/12	Saint Louis	W 14-2
3/12	Saint Louis	W 5-4
3/16	at Oakland City	W 10-3
3/16	at Oakland City	W 6-1
3/19	Lincoln*	W 11-2
3/19	Lincoln*	W 18-0
3/21	vs. Omaha ^	W 9-6
3/29	at Southern Illinois	L 4-8
4/2	Missouri-St. Louis*	W 4-3
4/2	Missouri-St. Louis*	W 3-1
4/10	Missouri S&T*	W 10-1
4/10	Missouri S&T*	W 5-0
4/11	at Lincoln*	W 10-6
4/11	at Lincoln*	W 12-7
4/12	at UT Martin	L 1-5
4/12	at UT Martin	W 16-5
4/16	at Missouri S&T*	W 14-8
4/16	at Missouri S&T*	W 11-5
4/17	Evansville	W 7-1
4/17	Evansville	W 11-10
4/19	SIU Edwardsville	L 2-6
4/19	SIU Edwardsville	W 7-5
4/23	at Missouri-St. Louis*	L 0-4
4/23	at Missouri-St. Louis*	W 10-1
4/30	Northwest Missouri #	W 7-4
4/30	Northwest Missouri #	L 2-12
5/1	Northwest Missouri #	L 10-11
5/4	Missouri Baptist	W 3-2
5/4	Missouri Baptist	W 7-1
5/6	at Evansville	L 2-3
5/6	at Evansville	W 6-5
5/7	Oakland City	W 15-5
5/7	Oakland City	W 7-6
NCAA Midwest Regional (Edwardsville, Ill.)		
5/12	vs. Mankato State	L 0-1
5/13	at SIU Edwardsville	L 2-13

* - MIAA Game
! - Gulf Coast Classic (Florida)
- MIAA Playoffs
^ - Played at Murray, Ky.

1984		
Joe Uhls		
Overall: 17-12		
MIAA: 5-5		
3/7	vs. Illinois State !	L 1-11
3/8	vs. Grand View !	W 2-0
3/8	vs. Valparaiso !	L 1-2
3/9	vs. Valparaiso !	W 6-4
3/9	vs. Grand View !	L 3-13
3/14	vs. Rhode Island ^	L 6-7
3/23	Rockford	W 14-1
3/23	Rockford	L 3-5
3/26	Missouri S&T	W 13-6
3/26	Missouri S&T	W 6-0
3/27	Harris-Stowe	W 19-5
3/31	at Missouri-St. Louis	L 10-11
3/31	at Missouri-St. Louis	L 1-5
4/1	Evansville	L 5-12
4/2	Evansville	L 6-9
4/6	UT Martin	W 8-7
4/6	UT Martin	W 10-1
4/7	Lincoln	W 21-0
4/7	Lincoln	W 19-3
4/14	at Missouri S&T	L 1-10
4/18	SIU Edwardsville	W 1-0
4/18	SIU Edwardsville	W 7-5
4/19	Missouri Baptist	W 11-3
4/19	Missouri Baptist	W 11-5
4/26	at Northwest Missouri #	W 1-0
4/27	at Missouri-St. Louis #	L 0-13
4/28	at Northwest Missouri #	L 7-8
5/7	at SIU Edwardsville	W 4-3
5/7	at SIU Edwardsville	W 5-1

! - Gulf Coast Classic (Florida)
- MIAA Playoffs
^ - Played at Murray, Ky.

1985		
Palmer Muench		
Overall: 28-15-1		
Union	W	14-2
Union	W	6-2
Murray State	W	9-7
Marietta	L	2-4
Illinois State	L	2-7
Grandview	L	3-8
Troy	L	6-7
Marietta	W	6-2
Illinois State	T	7-7
Iowa	L	4-8
Iowa	L	2-8
Missouri S&T	W	2-1
Missouri S&T	L	4-5
Memphis	W	8-4
Memphis	L	5-10
Southern Illinois	W	9-4
Southern Illinois	L	5-10
Missouri-St. Louis	W	24-2
Missouri-St. Louis	L	6-10
Saint Louis	W	8-4
Saint Louis	W	4-0
Missouri Baptist	L	5-6
Missouri Baptist	W	19-10
Indiana State	L	1-2
Indiana State	W	9-2
Augustana	W	6-2
Augustana	W	17-5
Missouri S&T	W	10-3
Missouri S&T	W	22-3
UT Martin	W	6-4
UT Martin	W	10-2
Missouri-St. Louis	W	7-6
Missouri-St. Louis	W	9-5
Northeastern Illinois	W	7-5
Northeastern Illinois	W	9-3
SIU Edwardsville	L	3-9
SIU Edwardsville	L	1-8
Northwest Missouri	W	9-4
Missouri-St. Louis	W	15-2
Missouri-St. Louis	W	15-3
Harris-Stowe	W	5-1
Harris-Stowe	W	10-0
Austin Peay	L	3-4
Austin Peay	W	9-8

MIAA Champions



SOUTHEAST MISSOURI BASEBALL



YEAR-BY-YEAR RESULTS (SINCE 1962)

1986 Palmer Muench Overall: 29-13-1 MIAA: 7-5			1987 Palmer Muench Overall: 28-20 MIAA: 8-4			1988 Palmer Muench Overall: 19-23 MIAA: 7-6			1989 Palmer Muench Overall: 27-17 MIAA: 10-2		
3/1	Union	L 5-6	3/7	at Union	W 8-7	3/1	Murray State	W 11-5	3/5	Western Michigan	W 13-9
3/2	Union	L 2-10	3/7	at Union	L 1-4	3/8	at Florida Southern	L 0-13	3/6	at Tampa	L 2-5
3/8	Iowa	W 13-1	3/11	Slippery Rock	W 5-4	3/10	at Eckerd	L 4-10	3/7	at Tampa	L 1-12
3/8	Iowa	W 14-13	3/11	at Jacksonville State	L 7-11	3/11	at Eckerd	L 1-12	3/8	Eastern Michigan	L 5-9
3/9	Iowa	L 5-21	3/12	Slippery Rock	W 7-4	3/12	at Tampa	L 0-23	3/8	at St. Leo	W 12-4
3/9	Iowa	L 6-16	3/12	at Jacksonville State	L 1-7	3/16	Washington (Mo.)	W 7-2	3/9	at Eckerd	L 3-4
3/11	vs. Maryville !	W 19-0	3/13	Wisconsin-Stout	L 4-7	3/16	Washington (Mo.)	W 4-0	3/14	at Vanderbilt	L 7-21
3/11	vs. Washington (Mo.) !	W 13-7	3/13	at Livingston (Ala.)	L 0-9	3/17	at McKendree	L 1-9	3/16	Union	W 9-5
3/12	vs. Marietta !	W 2-0	3/14	Wisconsin-Stout	L 6-9	3/17	at McKendree	L 5-12	3/16	Union	W 13-2
3/13	vs. Washington (Mo.) !	W 8-4	3/14	at Livingston (Ala.)	W 5-0	3/20	Southern Indiana	W 5-2	3/19	Lincoln	W 9-3
3/22	at Missouri S&T*	W 12-0	3/17	at Saint Louis	W 9-4	3/20	Southern Indiana	W 4-3	3/19	Lincoln	W 9-5
3/22	at Missouri S&T*	W 15-1	3/21	Quincy	W 7-3	3/21	at Quincy	L 1-2	3/23	Southern Illinois	L 7-12
3/23	Southern Indiana	W 8-2	3/21	Quincy	W 8-5	3/21	at Quincy	W 9-3	3/25	Quincy	W 11-1
3/23	Southern Indiana	W 10-5	3/22	Southern Indiana	L 5-8	3/23	Lincoln	W 5-3	3/25	Quincy	W 15-2
3/26	at Southern Illinois	W 13-10	3/22	Southern Indiana	W 7-6	3/23	Lincoln	W 5-2	3/27	Southern Indiana	W 8-4
3/26	at Southern Illinois	T 5-5	3/26	at Missouri	L 4-16	3/24	McKendree	L 7-9	3/27	Southern Indiana	L 8-9
3/29	Missouri-St. Louis*	W 6-5	3/28	Southwest Baptist*	L 10-13	3/24	McKendree	L 5-11	4/1	Southwest Baptist*	W 11-1
3/29	Missouri-St. Louis*	L 3-4	3/28	Southwest Baptist*	W 7-4	3/27	at Arkansas State	W 4-2	4/1	Southwest Baptist*	W 8-2
3/30	Concordia (St. Louis)	W 4-1	4/4	at Missouri-St. Louis*	L 8-9	3/27	at Arkansas State	W 2-1	4/5	Missouri-St. Louis*	W 5-3
3/30	Concordia (St. Louis)	W 10-0	4/4	at Missouri-St. Louis*	L 3-10	4/4	at Southwest Baptist	W 12-3	4/5	Missouri-St. Louis*	L 3-6
4/1	at Missouri Baptist	L 3-4	4/5	at SIU Edwardsville	L 0-2	4/4	at Southwest Baptist	L 6-9	4/10	Missouri S&T*	W 6-0
4/1	at Missouri Baptist	W 8-3	4/5	at SIU Edwardsville	L 0-6	4/6	Missouri-St. Louis	L 0-6	4/10	Missouri S&T*	W 2-1
4/8	at Saint Louis	W 16-5	4/7	McKendree	W 10-6	4/6	Missouri-St. Louis	W 3-2	4/12	at Lincoln	L 4-9
4/12	Missouri S&T*	W 10-9	4/7	McKendree	W 8-0	4/7	Southern Illinois	L 3-15	4/12	at Lincoln	W 17-7
4/12	Missouri S&T*	W 14-4	4/8	Missouri S&T*	W 4-1	4/9	at Missouri S&T	W 10-1	4/13	Austin Peay	L 6-12
4/13	at Quincy	W 12-0	4/8	Missouri S&T*	W 9-3	4/9	at Missouri S&T	L 2-7	4/15	at Southwest Baptist*	W 8-2
4/13	at Quincy	W 12-2	4/11	at Southwest Baptist*	W 7-5	4/14	SIU Edwardsville	W 4-2	4/15	at Southwest Baptist*	W 6-1
4/16	at Missouri	L 5-6	4/11	at Southwest Baptist*	W 13-4	4/14	SIU Edwardsville	L 5-12	4/17	Murray State	L 10-15
4/16	at Missouri	W 5-0	4/16	Missouri Baptist	W 3-1	4/16	Missouri S&T	L 0-5	4/19	at Missouri-St. Louis*	W 5-3
4/19	at Missouri-St. Louis*	L 4-9	4/16	Missouri Baptist	L 3-5	4/16	Missouri S&T	L 5-6	4/19	at Missouri-St. Louis*	W 12-5
4/19	at Missouri-St. Louis*	L 1-10	4/18	Missouri-St. Louis*	W 3-2	4/20	Southwest Baptist	W 18-0	4/21	at Austin Peay	L 3-15
4/22	Missouri Baptist	L 7-13	4/18	Missouri-St. Louis*	W 5-1	4/20	Southwest Baptist	W 6-4	4/22	at Missouri S&T*	L 6-10
4/22	Missouri Baptist	W 9-5	4/20	at Missouri S&T*	W 3-1	4/23	at Missouri-St. Louis	W 6-2	4/22	at Missouri S&T*	W 4-2
4/25	at Central Missouri*	L 5-6	4/20	at Missouri S&T*	L 1-5	4/23	at Missouri-St. Louis	L 8-12	4/25	at Southern Indiana	W 7-4
4/25	at Northwest Missouri*	W 7-6	4/21	at McKendree	W 5-4	4/25	Missouri S&T	W 9-3	4/25	at Southern Indiana	L 4-14
4/26	at Missouri-St. Louis*	W 12-1	4/21	at McKendree	W 11-4	4/29	at Northwest Missouri	L 5-10	4/26	McKendree	W 6-2
4/26	at Central Missouri*	L 3-9	4/24	Truman State %	W 10-1	4/29	Missouri-St. Louis	L 5-11	4/26	McKendree	W 5-3
4/30	at Murray State	W 13-9	4/25	Truman State %	W 5-3	5/4	at Southern Illinois	L 0-6	4/29	Central Missouri %	L 5-7
5/2	Saint Louis	W 5-4	4/25	Truman State %	W 7-1	5/6	at SIU Edwardsville	L 11-12	4/29	Missouri-St. Louis %	W 5-4
5/3	at Southern Indiana	W 9-4	4/28	at Missouri Baptist	W 8-6	5/6	at SIU Edwardsville	L 1-2	4/30	Northwest Missouri %	L 6-12
5/3	at Southern Indiana	W 11-9	4/28	at Missouri Baptist	L 3-9	5/7	at Southern Indiana	L 1-9	5/2	at McKendree	W 11-7
5/6	at SIU Edwardsville	W 18-6	4/29	at Southern Illinois	L 1-7	5/7	at Southern Indiana	W 6-3	5/2	at McKendree	W 2-1
5/6	at SIU Edwardsville	L 4-6	5/1	Saint Louis	W 16-9				5/3	at Arkansas State	L 5-9
			5/2	at Southern Indiana	L 7-8				5/3	at Arkansas State	W 3-2
			5/2	at Southern Indiana	L 2-4						
			5/6	Southern Illinois	W 6-5						
			5/9	SIU Edwardsville	L 1-8						
			5/9	SIU Edwardsville	W 5-3						

* - MIAA Game
! - Gulf Coast Classic (Florida)

MIAA Champions
* - MIAA Game
% - MIAA Tournament

* - MIAA Game
% - MIAA Tournament



SOUTHEAST MISSOURI BASEBALL



YEAR-BY-YEAR RESULTS (SINCE 1962)

1990

**Palmer Muench
Overall: 21-19-1
MIAA: 10-6-1**

3/3	at Valdosta State	L	3-8
3/4	at Valdosta State	L	3-10
3/5	St. Anselm	W	5-2
3/6	Norfolk State	L	6-11
3/7	St. Augustine's	W	8-4
3/11	at McKendree	W	6-3
3/11	at McKendree	W	6-3
3/14	at Union	L	4-5
3/14	at Union	L	4-12
3/17	William Jewell	W	11-4
3/19	Arkansas State	W	9-1
3/19	Arkansas State	W	13-0
3/22	Southern Illinois	L	3-9
3/27	McKendree	W	10-4
3/27	McKendree	W	6-2
4/1	at Illinois State	L	1-12
4/1	at Illinois State	W	4-1
4/2	at Missouri-St. Louis*	W	13-8
4/2	at Missouri-St. Louis*	T	5-5
4/3	Murray State	L	1-14
4/4	Missouri Southern*	L	0-8
4/4	Missouri Southern*	L	2-4
4/7	Southwest Baptist*	W	15-4
4/7	Southwest Baptist*	W	7-0
4/8	at Southern Indiana	L	5-6
4/8	at Southern Indiana	L	3-13
4/9	at Missouri S&T*	W	3-1
4/9	at Missouri S&T*	L	2-3
4/12	at Southern Illinois	L	1-12
4/13	Lincoln*	W	7-0
4/13	Lincoln*	W	7-0
4/16	Southern Indiana	W	4-1
4/16	Southern Indiana	L	3-14
4/18	at Lincoln*	L	1-2
4/18	at Lincoln*	W	15-3
4/21	at Missouri Southern*	L	4-5
4/22	at Missouri Southern*	W	4-2
4/23	at Southwest Baptist*	W	14-8
4/23	at Southwest Baptist*	W	18-5
4/25	at Missouri-St. Louis*	L	4-8
5/10	at Murray State	L	1-8

* - MIAA Game

1991

**Palmer Muench
Overall: 25-18
MIAA: 9-5**

2/26	at Memphis	L	7-8
2/28	Union	L	4-11
2/28	Union	L	7-10
3/6	at Arkansas State	W	9-4
3/8	Lincoln	W	6-2
3/8	Lincoln	W	3-0
3/10	Norfolk State	W	11-1
3/11	at Armstrong State	W	15-11
3/12	at Savannah State	W	17-3
3/13	at Armstrong State	W	6-2
3/14	Sacred Heart	W	11-5
3/15	William Jewell	L	5-8
3/21	Southern Illinois	L	4-7
3/24	at Missouri-St. Louis*	W	15-2
3/24	at Missouri-St. Louis*	W	5-4
3/25	at North Alabama	L	3-4
3/25	at North Alabama	L	4-5
3/26	at Southern Indiana	L	3-5
3/26	at Southern Indiana	L	1-1
3/29	at Missouri S&T*	W	13-0
3/30	at Missouri S&T*	W	5-3
3/30	at Missouri S&T*	W	16-7
3/31	at Lincoln	W	13-1
3/31	at Lincoln	W	14-4
4/6	at Pittsburg State*	L	2-3
4/6	at Pittsburg State*	W	2-1
4/7	at Pittsburg State*	W	5-1
4/11	at Southern Illinois	L	4-5
4/12	Southwest Baptist*	W	4-1
4/15	at Murray State	L	2-3
4/16	Murray State	L	0-1
4/18	Southern Indiana	L	3-8
4/19	Missouri Southern*	L	2-10
4/19	Missouri Southern*	W	4-1
4/20	Missouri Southern*	W	8-2
4/22	Arkansas State	W	6-5
4/26	Washburn %	W	2-1
4/27	Missouri Southern %	L	3-5
4/27	Washburn %	L	5-6
5/2	Quincy	W	12-4
5/2	Quincy	L	2-5
5/4	McKendree	W	5-3
5/4	McKendree	W	3-2

* - MIAA Game

% - MIAA Tournament



SOUTHEAST MISSOURI BASEBALL



YEAR-BY-YEAR RESULTS (NCAA DIVISION I ERA)

1992			
Palmer Muench			
Overall: 22-27			
OVC: 13-7			
2/19	at Arkansas State	L	1-9
2/22	Memphis	L	8-12
2/23	at Memphis	L	3-11
2/26	UT Martin	L	7-9
2/28	at Kansas	L	1-17
2/29	at Kansas	L	3-14
3/1	at Kansas	L	1-14
3/8	at Columbus College	L	0-2
3/8	at Columbus College	W	4-2
3/9	at Columbus College	L	2-10
3/13	William Jewell	W	6-4
3/14	Quincy	W	9-1
3/21	at Middle Tennessee*	L	1-10
3/21	at Middle Tennessee*	W	1-0
3/23	Northeastern Illinois	L	2-11
3/24	Northeastern Illinois	L	4-10
3/28	at Austin Peay*	W	3-1
3/28	at Austin Peay*	L	6-7
3/29	at Austin Peay*	L	11-13
4/1	at UT Martin	L	4-5
4/3	McKendree	W	5-0
4/3	McKendree	W	8-1
4/4	Murray State*	W	6-5
4/4	Murray State*	L	2-4
4/5	Murray State*	W	12-1
4/9	Arkansas State	W	11-7
4/11	at Eastern Kentucky*	L	3-6
4/12	at Eastern Kentucky*	W	9-0
4/12	at Eastern Kentucky*	L	4-8
4/17	Tennessee State*	W	5-3
4/17	Tennessee State*	W	7-1
4/18	Tennessee State*	W	17-3
4/22	at Missouri State	L	1-6
4/22	at Missouri State	W	13-10
4/25	Morehead State*	L	0-3
4/25	Morehead State*	W	1-0
4/26	Morehead State*	W	2-0
4/29	Southern Indiana	L	11-13
4/29	Southern Indiana	L	7-11
5/2	at Tennessee Tech*	W	11-3
5/2	at Tennessee Tech*	W	5-4
5/3	at Tennessee Tech*	W	7-6
5/6	at Southern Illinois	W	6-5
5/8	at Missouri	L	0-17
5/9	at Missouri	L	0-16
5/9	at Missouri	L	6-7
OVC Tournament (Murfreesboro, Tenn.)			
5/14	vs. Austin Peay	W	3-1
5/15	at Middle Tennessee	L	2-14
5/15	vs. Austin Peay	L	4-6

* - Ohio Valley Conference Game

1993			
Palmer Muench			
Overall: 13-27			
OVC: 9-10			
3/8	at South Florida	L	3-6
3/9	at South Florida	L	3-11
3/10	vs. Long Island !	L	4-8
3/10	at South Florida	L	2-11
3/11	vs. St. Joseph's (Pa.) ^	L	8-14
3/17	Southern Mississippi	W	3-2
3/17	Southern Mississippi	L	1-4
3/20	at Morehead State*	L	4-16
3/21	at Morehead State*	L	1-4
3/21	at Morehead State*	L	3-4
3/28	at Murray State*	L	2-4
3/28	at Murray State*	W	8-0
3/30	at UT Martin	L	1-5
4/3	Tennessee Tech*	L	1-5
4/3	Tennessee Tech*	W	4-3
4/4	Tennessee Tech*	L	1-3
4/10	at Eastern Kentucky*	L	4-5
4/10	at Eastern Kentucky*	L	5-11
4/12	at Southern Indiana	L	8-9
4/12	at Southern Indiana	L	0-3
4/16	at Southern Illinois	L	8-9
4/17	Tennessee State*	W	12-1
4/17	Tennessee State*	W	10-2
4/18	Tennessee State*	W	11-0
4/19	Arkansas State	W	12-4
4/20	at Arkansas State	L	1-5
4/22	Southern Illinois	L	3-10
4/24	Austin Peay*	W	6-5
4/24	Austin Peay*	W	2-1
4/25	Austin Peay*	W	1-0
4/27	UT Martin	W	12-5
5/1	at Northeastern Illinois	L	1-3
5/1	at Northeastern Illinois	W	4-1
5/4	Missouri State	L	4-5
5/4	Missouri State	L	1-6
5/6	at Memphis	L	1-9
5/8	at Middle Tennessee*	W	2-1
5/9	at Middle Tennessee*	L	1-2
5/9	at Middle Tennessee*	L	4-9
5/11	Memphis	L	1-4

* - Ohio Valley Conference Game

! - Played in Lakeland, Fla.

^ - Played in DeLand, Fla.

1994			
Palmer Muench			
Overall: 23-27			
OVC: 11-9			
2/19	at Memphis	L	4-6
2/25	at Southern Mississippi	L	5-13
2/26	at Southern Mississippi	L	4-12
2/27	at Southern Mississippi	W	9-8
3/3	Western Kentucky	L	2-5
3/4	Arkansas State	L	4-6
3/5	at Kansas	L	5-19
3/6	at Kansas	L	4-5
3/7	at Kansas	L	1-7
3/11	vs. Delaware State !	W	5-0
3/11	vs. Md. Eastern Shore !	W	4-3
3/12	at Florida State	L	3-15
3/13	at Florida State	L	3-13
3/14	at Florida A&M	W	14-5
3/18	Northeastern Illinois	L	1-2
3/19	Northeastern Illinois	W	3-0
3/19	Northeastern Illinois	L	10-12
3/20	Southern Indiana	W	6-5
3/20	Southern Indiana	W	6-4
3/23	Iowa	W	4-3
3/23	Iowa	W	2-1
3/24	Southern Illinois	W	4-2
3/26	at Morehead State*	W	4-1
3/26	at Morehead State*	W	9-7
3/27	at Morehead State*	L	6-7
4/1	Middle Tennessee*	W	11-4
4/1	Middle Tennessee*	L	6-8
4/2	Middle Tennessee*	W	3-2
4/9	at Tennessee Tech*	L	4-11
4/9	at Tennessee Tech*	W	5-2
4/13	Missouri State	L	1-3
4/13	Missouri State	L	1-5
4/14	at Southern Illinois	W	11-9
4/16	UT Martin*	L	1-3
4/16	UT Martin*	W	5-3
4/17	UT Martin*	W	10-5
4/19	Memphis	W	2-1
4/23	at Austin Peay*	L	6-7
4/23	at Austin Peay*	W	6-0
4/24	at Austin Peay*	L	5-6
4/26	at Arkansas State	L	2-6
4/27	Saint Louis	L	3-7
4/30	Eastern Kentucky*	W	3-0
4/30	Eastern Kentucky*	L	2-6
5/1	Eastern Kentucky*	L	6-10
5/4	at Missouri State	L	6-8
5/4	at Missouri State	L	0-7
5/7	Murray State*	L	2-6
5/7	Murray State*	W	2-1
5/8	Murray State*	W	4-2

* - Ohio Valley Conference Game

! - Played in Tallahassee, Fla.

1995			
Mark Hogan			
Overall: 32-21			
OVC: 14-6			
2/18	at Memphis	W	13-6
2/22	Western Kentucky	W	13-11
2/23	Missouri	W	5-4
2/25	Northern Iowa	W	9-7
2/26	Northern Iowa	W	10-7
3/1	Memphis	W	2-0
3/4	Illinois State	W	10-5
3/4	Illinois State	L	5-12
3/5	Illinois State	L	6-13
3/8	at Southern Mississippi	L	2-11
3/9	at South Alabama	W	14-12
3/9	at South Alabama	L	3-5
3/10	at South Alabama	L	14-17
3/16	Eastern Illinois	L	2-3
3/17	Eastern Illinois	W	10-4
3/18	Eastern Illinois	W	6-5
3/20	at Missouri	L	1-11
3/21	Missouri State	W	12-6
3/22	Missouri State	L	5-13 ⁽¹¹⁾
3/25	at Middle Tennessee*	L	0-5
3/25	at Middle Tennessee*	L	1-2
3/26	at Middle Tennessee*	L	4-6
3/27	at Western Kentucky	L	4-10
3/29	at Southern Illinois	W	17-2
4/1	Tennessee Tech*	W	5-1
4/1	Tennessee Tech*	W	6-1
4/2	Tennessee Tech*	W	8-7
4/4	at Arkansas State	L	5-9
4/5	Oral Roberts	L	5-8
4/6	Oral Roberts	W	5-3
4/8	at UT Martin*	W	9-4
4/8	at UT Martin*	W	14-12
4/9	at UT Martin*	W	15-8
4/12	at Arkansas	L	6-10
4/14	Austin Peay*	W	4-2
4/14	Austin Peay*	L	5-6
4/15	Austin Peay*	W	4-1
4/17	at Northeastern Illinois	W	8-3
4/17	at Northeastern Illinois	W	4-0
4/20	at Saint Louis	L	2-3 ⁽¹⁴⁾
4/22	at Eastern Kentucky*	L	0-2
4/22	at Eastern Kentucky*	W	9-4
4/26	Washington (Mo.)	W	10-2
4/29	at Murray State*	W	5-4
4/30	at Murray State*	L	0-3
4/30	at Murray State*	W	7-3
5/6	Morehead State*	W	4-3 ⁽¹⁰⁾
5/6	Morehead State*	W	5-2
5/7	Morehead State*	W	9-8 ⁽¹⁰⁾
OVC Tournament (Murfreesboro, Tenn.)			
5/13	vs. Eastern Kentucky	W	7-4
5/14	at Middle Tennessee	W	14-4
5/15	at Middle Tennessee	L	5-6
5/16	at Middle Tennessee	L	4-6

* - Ohio Valley Conference Game



SOUTHEAST MISSOURI BASEBALL



YEAR-BY-YEAR RESULTS (NCAA DIVISION I ERA)

2008			2009			2010			2011		
Mark Hogan			Mark Hogan			Mark Hogan			Mark Hogan		
Overall: 26-26			Overall: 26-25			Overall: 30-25			Overall: 34-22		
OVC: 11-13			OVC: 12-11			OVC: 13-9			OVC: 14-8		
2/22	at Arkansas-Pine Bluff	L 2-4	2/20	at #16 Alabama	L 1-5	2/19	at Auburn	W 13-8	2/18	at Louisiana	W 4-2
2/23	at Arkansas-Pine Bluff	W 13-2	2/21	at #16 Alabama	W 8-3	2/20	at Auburn	L 8-9 ^(O)	2/19	at Louisiana	W 9-1
2/24	at Arkansas-Pine Bluff	W 15-3	2/22	at #16 Alabama	W 8-4	2/21	at Auburn	L 1-6	2/20	at Louisiana	L 2-4
2/29	Northern Colorado	L 1-4	2/24	Lyon College	W 11-6	2/26	Purdue Fort Wayne	W 5-0	2/22	Harris-Stowe	W 3-0
3/1	Northern Colorado	L 2-4	2/27	Purdue	W 13-10	2/27	Purdue Fort Wayne	W 3-2	2/25	Ball State	W 12-7
3/1	Northern Colorado	L 3-7	2/27	Purdue	L 2-9	2/28	Purdue Fort Wayne	W 6-5	2/26	Ball State	L 2-6 ⁽¹³⁾
3/2	Northern Colorado	W 14-13	3/3	at Saint Louis	W 6-5	3/2	at Saint Louis	L 6-10	2/27	Ball State	W 22-8
3/10	Lyon College	W 6-0	3/4	St. Catharine	L 9-11	3/5	vs. Michigan State!	L 7-8 ⁽¹¹⁾	3/1	Central Arkansas	W 6-5 ⁽¹¹⁾
3/11	Saint Louis	L 5-9	3/6	Northern Iowa	L 1-3	3/5	at Mississippi State!	L 7-10 ⁽¹⁰⁾	3/2	Central Arkansas	W 10-3
3/14	at Memphis	W 9-8 ⁽¹⁴⁾	3/7	Northern Iowa	W 20-8	3/6	at Mississippi State!	L 2-3	3/4	at Troy	L 0-9
3/15	at Memphis	W 6-5	3/7	Northern Iowa	W 7-6	3/7	vs. Michigan State!	L 0-9	3/5	at Troy	L 1-2 ⁽¹⁰⁾
3/16	at Memphis	L 0-2	3/8	Northern Iowa	L 5-11	3/10	Missouri State	W 12-11	3/6	at Troy	L 2-7
3/21	Tennessee Tech*	W 16-3	3/13	Northern Illinois	W 8-6	3/13	North Dakota	W 15-4	3/11	North Dakota	L 6-8
3/21	Tennessee Tech*	L 3-8	3/14	Northern Illinois	W 15-5	3/13	North Dakota	L 5-6	3/12	North Dakota	W 13-6
3/22	Tennessee Tech*	W 7-3	3/14	Northern Illinois	W 11-10	3/14	North Dakota	W 14-4	3/13	North Dakota	W 15-0
3/25	Missouri State	W 6-2	3/15	Northern Illinois	L 10-17	3/16	Freed-Hardeman	W 13-1	3/15	at Missouri State	W 8-7 ⁽¹³⁾
3/26	Missouri State	L 6-7	3/17	at Missouri State	L 2-13	3/19	Valparaiso	W 17-4	3/16	at Missouri State	L 1-2
3/29	at UT Martin	W 19-6	3/18	at Missouri State	L 3-16	3/19	Valparaiso	W 5-3	3/18	Wright State	L 5-6
4/1	at #9 Vanderbilt	W 12-8	3/18	at Tennessee Tech*	W 14-2	3/20	Valparaiso	W 8-7	3/19	Wright State	W 5-1
4/2	at Evansville	L 7-8	3/21	at Tennessee Tech*	W 4-3	3/23	Saint Louis	W 8-4	3/20	Wright State	L 3-5
4/5	Murray State*	L 3-5	3/22	at Tennessee Tech*	W 7-4	3/24	Arkansas State	W 6-4	3/21	Saint Louis	L 8-14
4/5	Murray State*	W 3-2	3/22	at Tennessee Tech*	W 7-4	3/27	at Morehead State*	W 23-10	3/27	Morehead State*	W 3-2
4/6	Murray State*	W 9-8	3/28	UT Martin*	W 6-5 ⁽¹⁰⁾	3/27	at Morehead State*	L 11-12	3/27	Morehead State*	L 4-14
4/8	Southern Illinois	W 11-4	3/28	UT Martin*	W 9-7	3/28	at Morehead State*	W 15-7	3/30	Mid-Continent	W 2-0
4/9	Arkansas State	L 3-8	3/29	UT Martin*	W 12-8	4/2	Eastern Kentucky*	W 17-9	4/2	at Eastern Kentucky*	W 7-6
4/12	at Jacksonville State*	L 6-16	4/1	at Arkansas State	L 1-12	4/2	Eastern Kentucky*	W 7-4	4/2	at Eastern Kentucky*	W 13-6
4/12	at Jacksonville State*	L 3-4	4/4	Jacksonville State*	W 18-4	4/3	Eastern Kentucky*	W 8-7	4/3	at Eastern Kentucky*	L 5-11
4/13	at Jacksonville State*	L 7-10	4/4	Jacksonville State*	L 7-8	4/6	Southern Illinois	L 11-16	4/5	at Arkansas State	W 8-5
4/15	at Southern Illinois	L 4-5	4/5	Jacksonville State*	W 7-4	4/10	Tennessee Tech*	W 11-9	4/9	at Tennessee Tech*	L 5-9
4/19	Samford*	L 6-11	4/7	at Southern Illinois	L 0-7	4/10	Tennessee Tech*	W 4-3	4/9	at Tennessee Tech*	L 4-5
4/19	Samford*	W 11-10	4/10	at Murray State*	L 2-25	4/11	Tennessee Tech*	L 8-12	4/10	at Tennessee Tech*	W 13-8
4/20	Samford*	W 7-6	4/11	at Murray State*	L 1-3	4/14	at Arkansas State	L 6-9	4/12	at Southern Illinois	W 14-8
4/22	at Arkansas State	W 12-3	4/11	at Murray State*	W 9-6	4/17	at UT Martin*	L 4-12	4/13	at Saint Louis	W 6-4
4/26	Austin Peay*	L 5-6	4/14	Southern Illinois	L 2-4 ⁽¹⁰⁾	4/17	at UT Martin*	L 3-6	4/16	UT Martin*	W 8-2
4/26	Austin Peay*	L 6-7	4/17	SIU Edwardsville	W 9-5	4/18	at UT Martin*	W 15-1	4/16	UT Martin*	W 8-2
4/27	Austin Peay*	W 10-9	4/18	SIU Edwardsville	W 9-2	4/20	at Southern Illinois	W 13-1	4/17	UT Martin*	W 8-4
5/3	at Eastern Illinois*	W 16-7	4/18	SIU Edwardsville	W 9-4	4/21	Harris-Stowe	W 10-2	4/19	Arkansas State	W 13-7
5/3	at Eastern Illinois*	L 3-15	4/21	Evansville	W 9-4	4/25	at Jacksonville State*	W 10-5	4/22	Jacksonville State*	W 9-8
5/4	at Eastern Illinois*	L 5-6	4/22	Arkansas State	L 11-17	4/25	at Jacksonville State*	W 6-5	4/22	Jacksonville State*	L 2-5
5/10	Eastern Kentucky*	W 5-4 ⁽¹⁰⁾	4/25	at Austin Peay*	W 12-9	4/27	at Central Arkansas	L 7-8	4/26	Southern Illinois	W 11-4
5/10	Eastern Kentucky*	L 1-3	4/25	at Austin Peay*	L 5-9	4/28	at Central Arkansas	W 13-11	4/30	at Murray State*	W 5-4
5/11	Eastern Kentucky*	W 8-7	4/26	at Austin Peay*	W 13-3	5/2	Murray State*	L 3-5	4/30	at Murray State*	W 17-7
5/13	Central Arkansas	W 12-4	5/2	Eastern Illinois*	L 7-8	5/2	Murray State*	L 9-13	5/1	at Murray State*	L 2-6
5/14	Central Arkansas	L 2-12	5/2	Eastern Illinois*	L 7-8	5/5	Mid-Continent	W 16-12	5/3	at #16 Arkansas	L 0-10
5/16	at Morehead State*	L 8-10	5/8	at Eastern Kentucky*	L 13-14	5/7	at Nebraska	L 2-6	5/4	at #16 Arkansas	W 6-5
5/16	at Morehead State*	W 9-6	5/8	at Eastern Kentucky*	L 13-14	5/8	at Nebraska	L 6-20	5/14	at Austin Peay*	W 3-2
5/17	at Morehead State*	L 12-13 ⁽¹⁰⁾	5/9	at Eastern Kentucky*	W 12-2	5/9	at Nebraska	L 3-10	5/14	at Austin Peay*	L 5-6
	OVC Tournament		5/10	at Eastern Kentucky*	L 10-11	5/15	Austin Peay*	L 4-8	5/15	at Austin Peay*	L 5-7
	(Paducah, Ky.)		5/15	Morehead State*	L 10-12	5/15	Austin Peay*	W 2-1	5/17	at Mississippi	L 6-10
5/21	vs. Austin Peay	W 5-2	5/15	Morehead State*	L 3-10	5/16	Austin Peay*	W 10-3	5/20	Eastern Illinois*	W 9-5
5/22	vs. Jacksonville State	L 6-7	5/16	Morehead State*	L 6-9	5/21	at Eastern Illinois*	L 5-7	5/20	Eastern Illinois*	W 9-6
5/23	vs. Tennessee Tech	W 8-4		OVC Tournament		5/21	at Eastern Illinois*	L 5-8	5/21	Eastern Illinois*	W 8-7
5/24	vs. Jacksonville State	W 6-4		(Paducah, Ky.)		5/22	at Eastern Illinois*	W 10-0		OVC Tournament	
5/24	vs. Eastern Illinois	L 4-7		(Paducah, Ky.)						(Jackson, Tenn.)	
			5/20	vs. Tennessee Tech	L 5-9				5/26	vs. Jacksonville State	L 2-8
			5/21	vs. Morehead State	L 5-7				5/27	vs. UT Martin	W 12-7
									5/27	vs. Tennessee Tech	W 6-1
									5/28	vs. Jacksonville State	L 12-15

* - Ohio Valley Conference Game

* - Ohio Valley Conference Game

! - BankFirst Challenge (Starkville, Miss.)

* - Ohio Valley Conference Game

* - Ohio Valley Conference Game



SOUTHEAST MISSOURI BASEBALL



YEAR-BY-YEAR RESULTS (NCAA DIVISION I ERA)

2012			2013			2014			2015		
Mark Hogan			Steve Bieser			Steve Bieser			Steve Bieser		
Overall: 23-36			Overall: 26-33			Overall: 37-20			Overall: 36-23		
OVC: 12-15			OVC: 13-17			OVC: 23-7			OVC: 22-8		
2/17	at Dallas Baptist	L 6-7	2/15	at New Orleans	W 7-4	2/14	at Oral Roberts	W 10-4	2/13	Bowling Green	L 6-7
2/17	at Dallas Baptist	L 2-3	2/16	at New Orleans	W 6-1	2/15	at Oral Roberts	W 7-5	2/13	Bowling Green	W 6-5
2/18	at Dallas Baptist	L 1-3	2/17	at New Orleans	W 11-2	2/16	at Oral Roberts	L 2-6	2/14	Bowling Green	W 5-1
2/21	Harris-Stowe	W 8-6	2/19	Harris-Stowe	W 12-1	2/18	at Little Rock	L 0-1	2/19	at Alcorn State	W 13-6
2/24	Purdue Fort Wayne	W 7-1	2/20	Mid-Continent	W 9-1	2/19	Harris-Stowe	W 6-4	2/20	vs. Illinois State !	L 3-7
2/25	Purdue Fort Wayne	L 4-6	2/22	North Dakota State	L 2-7 ^(O)	2/21	Purdue Fort Wayne	W 18-0	2/21	vs. Illinois State !	L 3-8
2/26	Purdue Fort Wayne	W 26-7	2/23	North Dakota State	L 6-9	2/22	Purdue Fort Wayne	W 7-6	2/21	vs. Illinois State !	L 5-6
2/28	Hannibal-LaGrange	W 13-6	2/24	North Dakota State	W 13-7	2/23	Purdue Fort Wayne	W 6-4	2/27	vs. Bradley ^	L 3-6
2/29	Hannibal-LaGrange	W 6-5	2/26	Saint Louis	L 4-8	2/25	at Arkansas State	L 3-8	2/28	vs. Bradley ^	W 7-2
3/3	Illinois State	L 2-8	3/2	Oral Roberts	L 1-3	2/28	at Memphis	L 4-8	3/8	vs. Eastern Kentucky* #	L 1-5
3/3	Illinois State	L 11-13 ^(O)	3/3	Oral Roberts	L 3-4	3/1	at Memphis	L 5-9	3/8	vs. Eastern Kentucky* #	W 12-6
3/4	Illinois State	L 4-14	3/3	Oral Roberts	W 6-5	3/1	at Memphis	L 2-3	3/9	vs. Eastern Kentucky* #	W 13-1
3/6	Saint Louis	L 11-22	3/5	at Little Rock	L 2-3	3/7	at Belmont*	W 11-1	3/10	at Saint Louis	W 9-7
3/9	at Wright State	W 10-7	3/6	at Little Rock	W 4-3	3/8	at Belmont*	W 6-3	3/15	at Morehead State*	W 8-6
3/10	at Wright State	L 0-2	3/8	at Belmont*	W 1-0	3/9	at Belmont*	W 7-0	3/15	at Morehead State*	L 7-11
3/11	at Wright State	L 5-6	3/9	at Belmont*	L 6-11	3/11	Missouri State	W 6-5	3/16	at Morehead State*	W 14-6
3/13	Little Rock	W 10-7	3/10	at Belmont*	L 2-6	3/14	at Eastern Kentucky*	W 15-8	3/17	at Arkansas	L 3-4
3/14	Little Rock	L 2-16	3/12	Creighton	L 2-17	3/15	at Eastern Kentucky*	W 13-11	3/18	at Arkansas	W 12-11
3/16	at New Mexico State	L 1-9	3/15	Eastern Kentucky*	W 8-6	3/15	at Eastern Kentucky*	W 9-4	3/20	UT Martin*	W 16-2
3/17	at New Mexico State	L 7-23	3/16	Eastern Kentucky*	W 5-3	3/18	Saint Louis	L 8-11	3/21	UT Martin*	W 13-0
3/17	at New Mexico State	L 6-8	3/16	Eastern Kentucky*	L 1-7	3/21	Morehead State*	L 8-9 ^(O)	3/22	UT Martin*	W 5-4 ^(O)
3/20	Missouri State	L 1-8	3/19	at Saint Louis	L 6-7	3/22	Morehead State*	L 1-6	3/24	Saint Louis	W 13-1
3/23	Austin Peay*	L 5-8	3/22	at Morehead State*	L 2-4	3/23	Morehead State*	W 7-1	3/25	at Arkansas State	W 6-5
3/24	Austin Peay*	L 2-5	3/23	at Morehead State*	W 10-5	3/25	at #13 Mississippi State	L 2-3	3/27	at SIU Edwardsville*	L 4-8
3/25	Austin Peay*	L 7-11	3/23	at Morehead State*	L 8-11	3/28	at UT Martin*	W 13-0	2/28	at SIU Edwardsville*	W 10-0
3/27	at Arkansas State	L 5-10	3/27	at Missouri State	L 4-11	3/29	at UT Martin*	W 9-3	3/29	at SIU Edwardsville*	W 22-8
3/30	at Eastern Illinois*	L 1-5	3/28	UT Martin*	W 8-5	3/30	at UT Martin*	W 11-1	3/31	Arkansas State	L 10-12
3/31	at Eastern Illinois*	W 12-5	3/29	UT Martin*	W 9-6	4/1	Arkansas State	W 7-0	4/3	Austin Peay*	L 1-5
4/1	at Eastern Illinois*	L 0-10	3/30	UT Martin*	W 7-2	4/4	Arkansas State	W 7-0	4/4	Austin Peay*	W 3-2
4/3	Mid-Continent	L 9-10	4/2	at Arkansas State	L 8-9	4/4	SIU Edwardsville*	W 8-7 ^(O)	4/5	Austin Peay*	W 12-11 ^(O)
4/5	Eastern Kentucky*	L 1-9	4/5	at SIU Edwardsville*	L 0-4	4/5	SIU Edwardsville*	W 8-7	4/7	at #20 Missouri State	L 1-2
4/6	Eastern Kentucky*	L 6-9	4/6	at SIU Edwardsville*	W 8-4	4/6	SIU Edwardsville*	W 12-1	4/10	at Eastern Illinois*	W 21-1
4/7	Eastern Kentucky*	W 9-7	4/7	at SIU Edwardsville*	W 13-11	4/8	Southern Illinois	W 5-4	4/11	at Eastern Illinois*	L 5-9
4/10	Southern Illinois	W 4-1	4/9	Southern Illinois	L 3-25	4/11	at Austin Peay*	L 4-22	4/12	at Eastern Illinois*	W 5-0
4/13	at Morehead State*	L 2-7	4/12	Austin Peay*	L 4-9	4/12	at Austin Peay*	W 10-9	4/14	Southern Illinois	W 7-4
4/14	at Morehead State*	W 9-4	4/13	Austin Peay*	W 5-3	4/13	at Austin Peay*	W 19-7	4/17	Jacksonville State*	W 5-4
4/15	at Morehead State*	L 14-16	4/14	Austin Peay*	W 14-8	4/15	at Saint Louis	W 6-2	4/18	Jacksonville State*	W 9-5
4/17	Arkansas State	W 5-3	4/16	Arkansas State	L 4-5 ^(O)	4/17	Eastern Illinois*	W 7-5	4/18	Jacksonville State*	W 6-3
4/20	Tennessee Tech*	W 9-6	4/19	at Eastern Illinois*	L 2-4	4/18	Eastern Illinois*	W 11-7	4/21	at Southern Illinois	L 2-6
4/21	Tennessee Tech*	L 3-8	4/20	at Eastern Illinois*	W 25-6	4/19	Eastern Illinois*	L 3-10	4/24	at Murray State*	W 10-3 ^(O)
4/22	Tennessee Tech*	W 3-1	4/21	at Eastern Illinois*	L 3-13	4/22	at Southern Illinois	L 2-5	4/25	at Murray State*	W 17-12
4/24	at Southern Illinois	L 5-9	4/23	at Southern Illinois	L 2-3 ^(O)	4/25	at Jacksonville State*	W 11-6	4/26	at Murray State*	W 10-2
4/27	at UT Martin*	L 4-5	4/26	Jacksonville State*	L 8-9	4/26	at Jacksonville State*	W 1-0	4/28	Missouri S&T	W 11-10
4/28	at UT Martin*	W 13-1	4/28	Jacksonville State*	L 3-4 ^(O)	4/27	at Jacksonville State*	L 3-5	5/1	Tennessee Tech*	W 9-1
4/29	at UT Martin*	W 14-2	4/28	Jacksonville State*	L 2-5	4/29	at Missouri	L 5-6 ^(O)	5/2	Tennessee Tech*	L 5-11
5/1	at Saint Louis	L 0-4	4/30	at Missouri	W 9-7	5/2	Murray State*	W 6-5 ^(O)	5/3	Tennessee Tech*	L 10-11
5/4	at Jacksonville State*	W 5-3	5/3	at Murray State*	L 0-4	5/3	Murray State*	W 8-6	5/5	at #21 Missouri	W 8-5
5/5	at Jacksonville State*	L 3-4	5/4	at Murray State*	L 4-5	5/4	Murray State*	L 6-11	5/8	at Indiana State	L 7-8
5/6	at Jacksonville State*	L 7-8	5/5	at Murray State*	W 7-4	5/9	at Tennessee Tech*	W 12-8	5/9	at Indiana State	L 3-4 ^(O)
5/11	Murray State*	W 7-1	5/10	Tennessee Tech*	L 1-16	5/10	at Tennessee Tech*	W 9-8	5/10	at Indiana State	L 7-8
5/12	Murray State*	L 2-7	5/11	Tennessee Tech*	L 6-11	5/11	at Tennessee Tech*	W 9-8	5/14	at Belmont*	W 12-0
5/13	Murray State*	W 9-8	5/12	Tennessee Tech*	L 1-5	5/11	at Tennessee Tech*	L 10-21	5/15	at Belmont*	L 5-11
5/17	SIU Edwardsville*	W 9-4	5/16	Memphis	L 6-8	5/13	at #9 Vanderbilt	L 4-10	5/16	at Belmont*	W 13-7
5/18	SIU Edwardsville*	W 11-4	5/17	Memphis	W 3-2 ^(O)	5/16	at Purdue Fort Wayne	W 6-3	<i>OVC Tournament</i>		
5/19	SIU Edwardsville*	L 7-24	5/18	Memphis	W 9-4	5/16	at Purdue Fort Wayne	W 9-7	<i>(Jackson, Tenn.)</i>		
<i>OVC Tournament</i>			<i>OVC Tournament</i>			<i>OVC Tournament</i>			<i>OVC Tournament</i>		
<i>(Jackson, Tenn.)</i>			<i>(Jackson, Tenn.)</i>			<i>(Jackson, Tenn.)</i>			<i>(Jackson, Tenn.)</i>		
5/23	vs. Jacksonville State	W 4-1	5/22	vs. Belmont	W 9-6	5/22	vs. Eastern Illinois	W 8-6	5/21	vs. Belmont	L 2-7
5/24	vs. Austin Peay	W 4-3	5/23	vs. Tennessee Tech	L 1-5	5/23	vs. Tennessee Tech	L 2-9	5/22	vs. Jacksonville State	W 12-4
5/25	vs. Eastern Illinois	L 6-7	5/24	vs. Belmont	W 2-1	5/24	vs. Jacksonville State	L 2-6	5/22	vs. Tennessee Tech	W 14-1
5/26	vs. Austin Peay	L 6-10	5/24	vs. Eastern Kentucky	L 9-12				5/23	vs. Belmont	W 9-4
									5/23	vs. Morehead State	L 3-16

* - Ohio Valley Conference Game

* - Ohio Valley Conference Game

OVC Regular-Season Champions
* - Ohio Valley Conference Game

OVC Regular-Season Champions
* - Ohio Valley Conference Game
! - Played in Lake Charles, La.
^ - Played in New Orleans, La.
- Played in Edwardsville, Ill.



SOUTHEAST MISSOURI BASEBALL



YEAR-BY-YEAR RESULTS (NCAA DIVISION I ERA)

2016		
Steve Bieser		
Overall: 39-21		
OVC: 22-8		
2/19	at Lamar	L 1-2
2/20	at Lamar	L 1-2 ⁽¹⁰⁾
2/21	at Lamar	L 2-5
2/22	at Alcorn State	W 17-4
2/26	at Arkansas-Pine Bluff	W 10-0
2/27	at Arkansas-Pine Bluff	W 9-2
2/28	at Arkansas-Pine Bluff	W 8-2
3/2	at Southern Illinois	L 5-6
3/4	Central Arkansas	W 6-0
3/5	Central Arkansas	L 0-1
3/6	Central Arkansas	W 6-2
3/8	at #13 Mississippi	L 2-10
3/9	at #13 Mississippi	L 4-6
3/11	at Eastern Kentucky*	W 2-1
3/12	at Eastern Kentucky*	W 7-3
3/12	at Eastern Kentucky*	W 4-1 ⁽¹²⁾
3/15	at Missouri	W 7-2
3/16	at Missouri	L 6-13
3/18	Morehead State*	W 5-1
3/19	Morehead State*	W 5-4 ⁽¹⁰⁾
3/20	Morehead State*	W 6-5 ⁽¹⁰⁾
3/22	Harris-Stowe	W 18-10
3/24	at UT Martin*	W 19-6
3/25	at UT Martin*	W 15-6
3/26	at UT Martin*	W 26-2
4/1	SIU Edwardsville*	W 9-5
4/2	SIU Edwardsville*	W 4-0
4/3	SIU Edwardsville*	W 20-11
4/5	Arkansas State	W 4-2
4/8	at Austin Peay*	L 1-6
4/9	at Austin Peay*	L 6-8
4/10	at Austin Peay*	W 7-3
4/12	at Arkansas State	W 13-8
4/15	Eastern Illinois*	W 15-1
4/16	Eastern Illinois*	W 12-11
4/17	Eastern Illinois*	W 20-7
4/19	at Saint Louis	W 10-3
4/22	at Jacksonville State*	L 2-6
4/23	at Jacksonville State*	W 13-6
4/24	at Jacksonville State*	W 11-2
4/28	Murray State*	W 10-3
4/29	Murray State*	L 3-4
4/30	Murray State*	W 7-4
5/3	Saint Louis	L 8-12
5/6	at Tennessee Tech*	L 2-7
5/7	at Tennessee Tech*	L 3-4
5/8	at Tennessee Tech*	W 7-1
5/13	Stephen F. Austin	L 2-3
5/14	Stephen F. Austin	W 15-6
5/15	Stephen F. Austin	W 9-5
5/19	Belmont*	W 9-2
5/20	Belmont*	L 3-4
5/21	Belmont*	L 5-6
<i>OVC Tournament</i> <i>(Jackson, Tenn.)</i>		
5/27	vs. Morehead State	W 3-0
5/28	vs. Jacksonville State	L 7-11
5/28	vs. Austin Peay	W 10-4
5/29	vs. Jacksonville State	W 10-7
5/29	vs. Jacksonville State	W 14-8
<i>NCAA Regional</i> <i>(Starkville, Miss.)</i>		
6/3	at #4 Mississippi State	L 5-9
6/4	vs. Louisiana Tech	L 4-9

OVC Regular-Season Champions
 OVC Tournament Champions
 * - Ohio Valley Conference Game

2017		
Andy Sawyers		
Overall: 29-26		
OVC: 16-14		
2/17	vs. UT Arlington!	W 4-3
2/17	at Stephen F. Austin	L 2-3
2/18	vs. UT Arlington!	L 3-5
2/19	at Stephen F. Austin	W 3-1
2/24	Western Illinois	W 22-2
2/25	Western Illinois	W 5-4
2/26	Western Illinois	W 5-1
3/3	Purdue	L 0-4
3/4	Purdue	L 5-13
3/5	Purdue	W 17-7
3/9	at Morehead State*	W 9-12
3/10	at Morehead State*	L 5-17
3/10	at Morehead State*	L 2-3
3/15	Missouri State	W 5-4
3/17	UT Martin*	W 14-1
3/18	UT Martin*	W 5-4
3/19	UT Martin*	W 13-4
3/21	at Central Arkansas	L 4-5 ⁽¹²⁾
3/24	at SIU Edwardsville*	W 8-3
3/25	at SIU Edwardsville*	L 10-15
3/26	at SIU Edwardsville*	L 5-7
3/28	at #23 Missouri	W 6-5
3/31	Austin Peay*	W 5-3
4/1	Austin Peay*	W 10-0
4/2	Austin Peay*	L 7-11
4/4	at Arkansas State	L 1-10
4/5	Arkansas State	W 10-4
4/7	at Eastern Illinois*	W 7-3
4/8	at Eastern Illinois*	L 4-5
4/9	at Eastern Illinois*	W 7-6
4/11	at Southern Illinois	L 2-4
4/13	Jacksonville State*	W 7-6
4/14	Jacksonville State*	W 1-0
4/15	Jacksonville State*	L 7-17
4/18	Saint Louis	W 13-2
4/21	at Murray State*	L 7-9 ⁽¹⁰⁾
4/23	at Murray State*	W 4-3
4/23	at Murray State*	L 1-11
4/25	Southern Illinois	L 5-7
4/28	Tennessee Tech*	L 4-8
4/29	Tennessee Tech*	L 8-9 ⁽¹⁰⁾
4/29	Tennessee Tech*	W 11-9
5/2	at Saint Louis	L 5-6
5/6	at Western Michigan	W 12-6
5/6	at Western Michigan	W 8-5
5/7	at Western Michigan	L 6-8
5/12	at Belmont*	W 4-1
5/13	at Belmont*	L 5-6 ⁽¹²⁾
5/14	at Belmont*	L 10-11
5/18	Eastern Kentucky*	W 14-6
5/19	Eastern Kentucky*	W 8-4
5/20	Eastern Kentucky*	W 16-3
<i>OVC Tournament</i> <i>(Oxford, Ala.)</i>		
5/24	vs. Jacksonville State	W 13-10
5/25	vs. Tennessee Tech	L 9-14
5/26	vs. Murray State	L 5-8

* - Ohio Valley Conference Game
 ! - Played in Nacogdoches, Texas

2018		
Andy Sawyers		
Overall: 27-30		
OVC: 20-10		
2/16	at Charleston	L 3-6
2/17	at Charleston	L 0-6
2/18	at Charleston	L 4-5
2/20	at Arkansas State	L 6-7
2/23	Bowling Green	L 7-9
2/24	Bowling Green	W 8-4
2/25	Bowling Green	L 2-5
2/25	Bowling Green	W 9-7
2/27	at Memphis	L 2-3
3/2	South Dakota State	W 12-8
3/3	South Dakota State	L 4-7
3/4	South Dakota State	L 5-6
3/6	Southern Illinois	L 0-5
3/9	Morehead State*	W 5-4
3/10	Morehead State*	W 10-3
3/10	Morehead State*	L 4-8
3/13	at Central Arkansas	L 3-7
3/14	at Central Arkansas	L 4-5
3/16	at UT Martin*	L 7-8
3/17	at UT Martin*	W 17-1
3/18	at UT Martin*	W 8-7
3/20	at Missouri State	L 5-10
3/23	SIU Edwardsville*	W 11-6
3/24	SIU Edwardsville*	W 7-0
3/25	SIU Edwardsville*	W 11-10
3/30	at Austin Peay*	L 5-6
3/30	at Austin Peay*	L 6-7
3/31	at Austin Peay*	W 20-4
4/4	Saint Louis	W 4-2
4/6	Eastern Illinois*	L 3-5
4/7	Eastern Illinois*	W 3-1
4/8	Eastern Illinois*	W 13-1
4/10	McKendree	W 15-0
4/13	at Jacksonville State*	L 0-7
4/13	at Jacksonville State*	L 6-7 ⁽¹¹⁾
4/14	at Jacksonville State*	W 4-1 ⁽¹⁰⁾
4/17	Saint Louis	W 10-8
4/20	Murray State*	W 7-4
4/21	Murray State*	W 8-6
4/21	Murray State*	W 7-5
4/24	at Southern Illinois	L 0-2
4/27	at #20 Tennessee Tech*	L 6-7
4/28	at #20 Tennessee Tech*	L 2-6
4/29	at #20 Tennessee Tech*	W 10-6
5/1	at Saint Louis	L 2-5
5/4	at Lipscomb	L 6-7
5/6	at Lipscomb	L 7-8
5/11	Belmont*	W 9-8 ⁽¹⁰⁾
5/12	Belmont*	W 9-8
5/13	Belmont*	L 6-10 ⁽¹⁰⁾
5/15	at Georgia Tech	L 5-8
5/17	at Eastern Kentucky*	W 7-2 ⁽¹⁰⁾
5/18	at Eastern Kentucky*	W 7-6
5/19	at Eastern Kentucky*	W 10-9
<i>OVC Tournament</i> <i>(Oxford, Ala.)</i>		
5/23	vs. Murray State	W 5-2
5/24	vs. Morehead State	L 9-18
5/25	vs. Jacksonville State	L 0-11

* - Ohio Valley Conference Game

2019		
Andy Sawyers		
Overall: 23-32		
OVC: 10-20		
2/16	Western Michigan	W 5-1
2/17	Western Michigan	W 8-4
2/17	Western Michigan	W 9-8
2/19	Harris-Stowe	W 13-0
2/22	Western Illinois	L 2-9
2/23	Western Illinois	W 14-2
2/24	Western Illinois	L 2-5 ⁽¹¹⁾
2/26	at #1 Vanderbilt	L 3-11
3/1	Purdue Fort Wayne	W 12-4
3/2	Purdue Fort Wayne	W 10-1
3/2	Purdue Fort Wayne	W 14-1
3/6	Southern Illinois	W 11-9
3/8	UT Martin*	W 4-1
3/10	UT Martin*	L 0-3
3/10	UT Martin*	L 0-1
3/12	Illinois State	L 6-18
3/13	at Southern Illinois	L 1-4
3/15	at SIU Edwardsville*	W 8-6
3/16	at SIU Edwardsville*	L 3-9
3/17	at SIU Edwardsville*	L 2-3
3/19	Memphis	W 7-6
3/22	Austin Peay*	L 2-4
3/23	Austin Peay*	W 7-4
3/24	Austin Peay*	L 2-10
3/26	Arkansas State	L 2-11
3/31	at Eastern Illinois*	W 10-9 ⁽¹⁰⁾
4/1	at Eastern Illinois*	L 0-1
4/1	at Eastern Illinois*	L 6-9
4/2	Missouri State	L 2-8
4/5	Jacksonville State*	L 3-4 ⁽¹⁰⁾
4/6	Jacksonville State*	W 9-8
4/7	Jacksonville State*	L 7-8
4/9	at Saint Louis	L 6-15
4/12	at Murray State*	L 5-9
4/12	at Murray State*	W 4-2
4/13	at Murray State*	L 5-6
4/16	at Arkansas State	L 4-8
4/19	Tennessee Tech*	L 3-9
4/19	Tennessee Tech*	L 8-13
4/20	Tennessee Tech*	W 9-4
4/22	Saint Louis	W 8-4
4/23	McKendree	W 4-1
4/26	at Purdue	L 3-8
4/27	at Purdue	W 3-2
4/28	at Purdue	L 2-6
5/1	at #24 Missouri	L 6-21
5/3	at Belmont*	L 7-8
5/5	at Belmont*	W 10-6
5/5	at Belmont*	W 3-1
5/10	Eastern Kentucky*	W 3-2 ⁽¹²⁾
5/11	Eastern Kentucky*	L 5-7
5/12	Eastern Kentucky*	L 3-6
5/16	at Morehead State*	L 9-13
5/17	at Morehead State*	L 3-8
5/18	at Morehead State	L 7-8

* - Ohio Valley Conference Game



SOUTHEAST MISSOURI BASEBALL



YEAR-BY-YEAR RESULTS (NCAA DIVISION I ERA)

2020		
Andy Sawyers		
Overall: 9-8		
OVC: 2-1		
2/14	at UL Monroe	L 1-5
2/15	at UL Monroe	L 4-13
2/16	at UL Monroe	W 6-2
2/18	at Kentucky	L 4-9
2/21	Northern Illinois	L 4-7
2/22	Northern Illinois	L 5-7
2/22	Northern Illinois	W 16-15 ⁽¹¹⁾
2/23	Northern Illinois	L 5-11
2/28	Ohio	W 3-0
2/29	Ohio	W 3-0
2/29	Ohio	W 9-2
3/1	Ohio	W 9-7
3/3	at Arkansas State	W 5-3
3/6	at UT Martin*	W 16-6
3/7	at UT Martin*	W 22-4
3/8	at UT Martin*	L 13-14
3/11	at Southern Illinois	L 4-6

* - Ohio Valley Conference Game
Season was shortened due to COVID-19 pandemic

2021		
Andy Sawyers		
Overall: 30-22		
OVC: 17-10		
2/19	at South Alabama	W 4-2
2/20	at South Alabama	L 5-6
2/21	at South Alabama	W 8-6 ⁽¹⁰⁾
2/25	at #2 Arkansas	L 5-6 ⁽¹⁰⁾
2/26	at #2 Arkansas	L 3-7
2/27	at #2 Arkansas	L 3-9
2/28	at #2 Arkansas	L 4-11
3/5	Illinois State	W 4-3 ⁽¹⁰⁾
3/6	Illinois State	W 5-1
3/6	Illinois State	L 1-13
3/7	Illinois State	W 8-1
3/12	at SIU Edwardsville*	L 2-6
3/13	at SIU Edwardsville*	W 6-3 ⁽¹⁰⁾
3/13	at SIU Edwardsville*	W 6-4
3/16	at Saint Louis	W 8-6
3/19	Austin Peay*	W 6-3
3/20	Austin Peay*	W 6-5 ⁽¹¹⁾
3/20	Austin Peay*	L 11-12 ⁽¹²⁾
3/24	#22 Southern Illinois	L 4-21
3/26	at Eastern Illinois*	W 3-2
3/27	at Eastern Illinois*	L 2-9
3/27	at Eastern Illinois*	L 4-8
3/30	Missouri State	L 8-9 ⁽¹⁰⁾
4/2	Jacksonville State*	W 6-5
4/3	Jacksonville State*	L 4-8
4/3	Jacksonville State*	W 8-3
4/9	at Murray State*	W 8-3
4/9	at Murray State*	W 12-8
4/10	at Murray State*	L 6-11
4/13	at UT Martin	W 8-1
4/16	Tennessee Tech*	W 7-3
4/17	Tennessee Tech*	L 1-9
4/17	Tennessee Tech*	W 7-2
4/28	at Austin Peay	W 16-3
4/30	at Belmont*	W 12-0
5/1	at Belmont*	L 1-4
5/1	at Belmont*	W 5-0
5/7	Eastern Kentucky*	W 6-2
5/7	Eastern Kentucky*	L 0-8
5/8	Eastern Kentucky*	W 7-6
5/13	at Lipscomb	W 3-2
5/14	at Lipscomb	L 0-3
5/15	at Lipscomb	W 8-4
5/20	UT Martin*	W 6-2
5/21	UT Martin*	W 3-2
5/21	UT Martin*	L 2-9

OVC Tournament
(Jackson, Tenn.)

5/27	vs. Austin Peay	W 11-8
5/28	vs. Murray State	W 6-5
5/29	vs. Murray State	L 1-10
5/30	vs. Murray State	W 10-1

NCAA Regional
(Oxford, Miss.)

6/4	at #12 Mississippi	L 3-6
6/5	vs. Southern Mississippi	L 0-21

OVC Regular-Season Champions
OVC Tournament Champions
* - Ohio Valley Conference Game

2022		
Andy Sawyers		
Overall: 37-22		
OVC: 16-8		
2/18	at #22 Dallas Baptist	W 7-6 ⁽¹²⁾
2/19	at #22 Dallas Baptist	W 6-5 ⁽¹⁰⁾
2/20	at #22 Dallas Baptist	L 5-13
2/26	Bellarmino	W 8-7 ⁽¹¹⁾
2/27	Bellarmino	W 10-2
2/27	Bellarmino	W 12-8
3/1	Saint Louis	W 16-5
3/4	Bradley	W 16-7
3/5	Bradley	W 11-8
3/5	Bradley	W 12-5
3/8	at Arkansas State	W 14-6
3/12	Valparaiso	W 9-1
3/13	Valparaiso	W 16-6
3/13	Valparaiso	W 10-8
3/15	at Indiana State	L 1-10
3/16	at Indiana State	L 4-5
3/19	at Missouri State	W 6-3
3/19	at Missouri State	L 3-9
3/20	at Missouri State	L 5-16
3/25	SIU Edwardsville*	W 2-1
3/26	SIU Edwardsville*	W 2-1
3/27	SIU Edwardsville*	W 5-2
3/29	at Saint Louis	W 4-1
4/1	at Austin Peay*	L 3-4
4/2	at Austin Peay*	L 7-8
4/3	at Austin Peay*	W 6-5
4/5	Arkansas State	W 8-5
4/8	Murray State*	W 11-2
4/9	Murray State*	W 8-5
4/10	Murray State*	W 11-10
4/12	Southern Illinois	L 2-3
4/14	at Tennessee Tech*	L 3-10
4/15	at Tennessee Tech*	W 9-4
4/16	at Tennessee Tech*	L 4-7
4/19	at Mississippi	W 13-3
4/22	Morehead State*	W 8-7 ⁽¹⁰⁾
4/23	Morehead State*	W 16-9
4/23	Morehead State*	W 9-8 ⁽¹⁰⁾
4/26	at Southern Illinois	L 6-7 ⁽¹¹⁾
4/29	at Belmont*	W 5-4 ⁽¹⁰⁾
4/30	at Belmont*	L 3-5
5/3	at Missouri	L 3-9
5/6	at #3 Oklahoma State	L 0-4
5/7	at #3 Oklahoma State	L 6-11
5/8	at #3 Oklahoma State	L 3-15
5/13	UT Martin*	L 3-10
5/14	UT Martin*	W 7-6
5/15	UT Martin*	W 15-2
5/20	at Eastern Illinois*	W 6-4
5/20	at Eastern Illinois*	L 5-7
5/21	at Eastern Illinois*	L 1-5

OVC Tournament
(Lexington, Ky.)

5/26	vs. Tennessee Tech	L 10-11
5/27	vs. SIU Edwardsville	W 14-6
5/27	vs. Tennessee Tech	W 5-2
5/28	vs. Belmont	W 5-4 ⁽¹⁰⁾

NCAA Regional
(Louisville, Ky.)

6/3	at #7 Louisville	L 2-7
6/4	vs. Oregon	L 6-18

OVC Tournament Champions
* - Ohio Valley Conference Game

2023		
Andy Sawyers		
Overall: 26-30		
OVC: 14-10		
2/17	at Central Arkansas	W 11-3
2/18	at Central Arkansas	L 0-3
2/19	at Central Arkansas	L 4-13
2/21	at Middle Tennessee	L 3-8
2/25	at Abilene Christian	L 0-3
2/25	at Abilene Christian	W 23-2
2/26	at Abilene Christian	L 4-7
2/26	at Abilene Christian	L 4-5
3/1	Evansville	L 8-14
3/4	Milwaukee	L 1-3
3/4	Milwaukee	W 6-5
3/5	Milwaukee	W 13-7
3/7	Indiana State	L 3-8
3/8	Indiana State	L 4-7
3/10	Butler	W 8-0
3/11	Butler	W 7-2
3/12	Butler	W 2-1
3/14	at Missouri State	L 1-11
3/15	Missouri State	L 3-7
3/17	Western Illinois	W 10-3
3/18	Western Illinois	W 4-0
3/19	Western Illinois	W 8-7 ⁽¹⁴⁾
3/21	at #5 Arkansas	L 2-12
3/25	at SIU Edwardsville*	W 7-5
3/25	at SIU Edwardsville*	L 4-5
3/26	at SIU Edwardsville*	W 8-4
3/29	at Evansville	W 10-4
4/1	Little Rock*	W 4-3
4/1	Little Rock*	W 6-5 ⁽¹⁰⁾
4/2	Little Rock*	W 17-6
4/4	at Murray State	L 8-11
4/6	at Southern Indiana*	W 13-4
4/7	at Southern Indiana*	L 6-9
4/8	at Southern Indiana*	W 14-2
4/11	at Southern Illinois	L 5-8
4/14	Tennessee Tech*	W 10-1
4/15	Tennessee Tech*	W 5-4
4/16	Tennessee Tech*	W 8-6
4/21	at Morehead State*	L 6-13
4/22	at Morehead State*	W 11-9 ⁽¹⁰⁾
4/23	at Morehead State*	L 6-7
4/25	Southern Illinois	W 6-2
4/28	Lindenwood*	W 10-2
4/29	Lindenwood*	W 12-1
4/30	Lindenwood*	W 20-8
5/2	Murray State	L 0-5
5/5	at Kansas State	L 1-2
5/6	at Kansas State	L 5-12
5/7	at Kansas State	L 0-10
5/12	at UT Martin*	L 8-9
5/13	at UT Martin*	L 4-7
5/14	at UT Martin*	L 4-5
5/18	Eastern Illinois*	L 2-10
5/19	Eastern Illinois*	L 2-7
5/20	Eastern Illinois*	L 2-4

OVC Tournament
(Marion, Ill.)

5/24	vs. Eastern Illinois	L 6-7
------	----------------------	-------

* - Ohio Valley Conference Game




SOUTHEAST MISSOURI BASEBALL



ALL-TIME DRAFT PICKS

Year	Name	Position	Team	Round	Pick
1966	Stephen Vaughn	Outfield	Chicago White Sox	20	398
1974	Galen McSpadden	Left-Handed Pitcher	San Diego Padres	6	121
1977	Daniel Weiser	Shortstop	Kansas City Royals	20	510
1981	Robert Gonsoulin	Infield	San Diego Padres	28	693
1985	Joe Schultz	Right-Handed Pitcher	Houston Astros	11	274
1988	Brian Harper	Left-Handed Pitcher	Philadelphia Phillies	30	770
1989	Steve Bieser	Outfield	Philadelphia Phillies	32	820
1992	Scott Hollrah	Right-Handed Pitcher	Chicago White Sox	33	932
1995	Rex Crosnoe	Catcher	Cleveland Indians	46	1280
	Kerry Robinson	Outfield	St. Louis Cardinals	34	939
1997	David Siboda	Right-Handed Pitcher	Toronto Blue Jays	48	1381
	LaMonte Collier	Shortstop	Philadelphia Phillies	34	1016
1999	Ryan Spille	Left-Handed Pitcher	Toronto Blue Jays	19	583
2000	Danny Huesgen	Right-Handed Pitcher	Toronto Blue Jays	38	1138
	Jeremy Johnson	Outfield	Toronto Blue Jays	26	778
2001	Todd Pennington	Right-Handed Pitcher	Cleveland Indians	46	1376
2002	Zach Borowiak	Shortstop	San Francisco Giants	49	1455
	Brandon Smith	Right-Handed Pitcher	Boston Red Sox	18	538
2003	Tim Alvarez	Left-Handed Pitcher	San Francisco Giants	36	1083
	Zach Borowiak	Shortstop	Boston Red Sox	14	414
2009	Jim Klocke	Catcher	St. Louis Cardinals	46	1389
2010	Jim Klocke	Catcher	Philadelphia Phillies	31	951
2011	Logan Mahon	Left-Handed Pitcher	Colorado Rockies	22	678
2012	Trenton Moses	Third Base	Atlanta Braves	26	809
	Shae Simmons	Right-Handed Pitcher	Atlanta Braves	22	689
2014	Matt Tellor	First Base	Atlanta Braves	10	313
2015	Alex Winkelman	Left-Handed Pitcher	Houston Astros	21	619
2016	Branden Boggetto	Shortstop	Washington Nationals	25	754
	Joey Lucchesi	Left-Handed Pitcher	San Diego Padres	4	114
2018	Carlos Vega	Right-Handed Pitcher	Chicago Cubs	21	638
2021	Dylan Dodd	Left-Handed Pitcher	Atlanta Braves	3	96
2022	Andrew Keck	Catcher	Atlanta Braves	10	305





SOUTHEAST MISSOURI BASEBALL



ALL-TIME ROSTER

A

Abele, Joe.....1963-64
 Abernathy, Ryan.....2010
 Abrams, Mike.....1971
Ackerman, Nolan 2023-Pres.
 Adams.....1968
 Adamson, Michael.....2010-11
 Alberter.....1976
 Allen, Shane.....2000-01
 Alsdorf, Jamie.....1995
 Alsup.....1966
 Alvarez, Tim.....2002-03
 Amick, Mark.....1973-76
 Anderson, Jack.....1960
 Andrews, Lincoln.....2019-23
 Apprill, Greg.....1981,83
 Aranda, Carlos.....2023
 Arft, George.....1960-61
 Ashton, Cody.....1985
 Auer, Ron.....1971-72

B

Bading, Fred.....1977
 Bahr, Ray.....1963-65
 Bailey.....1993-94
 Baker, Doug.....1990-91
 Baker, Randy.....1977-80
 Baldwin, Matt.....2001-02
 Bann, John.....1972
 Barklage, Gary.....1981
 Barnes, Larry.....1961-62
 Barnes, Ryan.....2012-15
 Barnett, Tim.....1991
 Basler, Connor.....2017-21
 Basta, Ed.....1976-78
 Basta, Larry.....1976-79
 Bauman, Terry.....1967
 Bazzell, Terry.....1973-75,77
 Beatty, Brad.....2001
 Beauchamp, Derek.....2019
 Beaudean, Joel.....1964-67
 Bebej, Jeff.....1994-97
 Beever, James.....2000,02-03
 Below, Jason.....1993-94
 Beltran, Robert.....2016-17
 Bergtholdt, Dan.....2016-19
 Bernard, Lacey.....1978-81
 Berra, Michael.....2017-18
 Berry, Dan.....1998-99
 Bieser, Cole.....2010-14
 Bieser, Steve.....1988-89
 Black.....1959
 Blair, Shane.....2012
 Blankenship, Bob.....1973-74
 Blazevic, Austin.....2018-21

Blemker, Zac.....2007-08
 Blum, Jason.....2011-15
 Blum, Kris.....1992-95
 Bock, Nathan.....2018-20
 Boeller, Kirk.....2009-11
 Boeller, Keith.....1980-83
 Boever, Jim.....1969-71
 Bogenpohl, Chad.....1998-99
 Boggetto, Brandon.....2013-16
 Bohnert, Jeff.....1985-86
 Bonilla Jr., Clement.....1999-02
 Booth, Carl.....1996
 Borders, Chad.....1991-93,95
 Borowiak, Zach.....2000-03
 Bottger, Kyle.....2017
 Bourbon, Jeff.....1998-01
 Boxwell, Tyler.....2013
 Boyer, Ron.....1960
 Boyet, Jeff.....1991
 Bracamonte, Ernie.....2004-05
 Bradford, Kieran.....2008
 Brady, Mike.....1968-69
 Branstetter, Ryan.....1997
 Brechtlein, Tom.....1981
 Breuer, Tom.....1993-96
 Brewer, Kirby.....1986-88
 Brockhouse, Weston.....2022
 Brown.....1969
 Brown, Darryl.....1986
 Brucker, Kevin.....1984-85
 Brunderman, Rich.....1964-67
 Brune, Greg.....1965-68
 Buck, Justin.....1996-97
 Buckner, Jason.....1996
 Budt, Greg.....1999
 Buechting, Don.....1975-78
 Bumpus, Brad.....2003
 Bunton, Bob.....1979-82
 Bunton, Ted.....1989-92
 Burgess, Ky.....2010-2011
 Burgess, Larry.....1983-85
 Burkis, Ryan.....1992-94
 Burlison, Ron.....1970
 Burton, David.....1986
 Burrige, Alex.....2012-15
 Burris, Joey.....2015-18
 Busiek, Jake.....2016
 Busiek, Rob.....1988

C

Caffrey, Chris.....2016-17
 Callaghan, Jeb.....2021-23
 Calvird, Riley.....2015
Cameron, Josh 2023-Pres.
 Campbell, Kody.....2009-12

Campbell, Keith.....1978-80
 Cantanzaro, Phil.....1960-61
 Canty, Alex.....2018-19
 Carter, Matt.....2004-07
 Cashion, Jim.....1960,62
 Casson, Augie.....2000
 Catanzaro, Phil.....1962-63
 Chandler, Clay.....2016-17
 Chastain, Rick.....1977-78
 Cheo, Ryan.....2002
 Chiaventone, Pat.....1977
 Christian, Justin.....2003
 Cisneros, Blake.....2019-22
 Clark, Bob.....2012-13
 Clark, Shawn.....1995-96
 Clayton, Bill.....2003,05
 Clayton, James.....2004-06
 Clayton, James.....1968
 Clayton, John.....1990-91
 Cobb, Skylar.....2013-14
 Coker, David.....1969
 Cole, Lindell.....1960
 Collier, Lamonte.....1996-97
 Collins, Skip.....1968-70
 Collins, Ar.....1971
 Colucci, Bobby.....2010
 Cook, Matt.....2017-19
 Colyer.....1964
 Congwer, Tony.....1983
 Cooper, Shawn.....1992
 Costello, Daniel.....2016
 Cox, Braden.....2019-20
 Craft, Lance.....1996-97
 Crafton, Bill.....1961-62
 Creamer, Jeff.....1982
 Creech, Dennis.....1961-63
 Criscione, Bill.....1975-78
 Cronister.....1959
 Crosnoe, Rex.....1993-95
 Crosnoe, Cory.....1988-89
 Croucher, Andrew.....2014
 Cummings, Tyrell.....2008-09
 Cunningham, Heath.....1992
 Curran, Rusty.....1996

D

D'Amico, Paul.....1978-81
 Daily, Rick.....1983
 Dambach, Greg.....2007,09-10
 Dambach, Grant.....1974-77
 Dambach, Mike.....1972-74
 Dameworth, Bruce.....1975
 Dannemueller, Dan.....1990-93
 Davenport, Bonnie.....1960-62
 David.....1973

Davidson, Andy.....2000-02
 Davie.....1965
 Davis, Grant.....2012
 Deal, Russ.....1979-82
 Deason, Kendall.....2009
 Debrock, Lanson.....1997-00
 DeFere, Dean.....1987-89
 Detring, Ken.....1973-74
 Dicus, Jon.....2010-11
 Diel, Bill.....1989
 Dinkelman, Ryan.....2003
 Dirden, Justin.....2018-20
 Dirnberger, Blake.....2009
 Dodd, Dylan.....2019-21
 Doebling, Jim.....1960-63
 Doerr, Merl.....1985
 Doerr, Mark.....1976-77
 Dohogne, Rick.....1978-80
Dow, Haden 2023-Pres.
Doyle, Gunnar 2023-Pres.
 Draves, Rob.....1982
 Drury, Mark.....1969-72
 Duncan, Dave.....1991-92
 Dunn, Keith.....1967
 Durso, Marc.....1975
 Dyson, Ken.....1961

E

Edwards, Jim.....1988-91
 Edwards, Tim.....1989-91
 Eftink, Mick.....1979-82
 Eftink, Josh.....2002
 Eiler, Terry.....1966-67
 Eisenbach, Rick.....1975-78
 Elfrank, Steve.....1971-74
 Elfrink, Brad.....1987-89
 Epley.....1993-94
 Erlacker, Jim.....1971-73
 Erleben, Gary.....1965-66
Esker, Alex 2022-Pres.
 Eubanks, Glenn.....1987
 Evans, Clayton.....2013-17
 Evans, Joey.....2005
 Evans, Jim.....1980
 Evans, Victor.....1960
 Ezell, Trevor.....2015-18

F

Fahringer, Mick.....1978
 Faircloth, Eric.....1986
 Fangman, Aaron.....2003-04
 Faulkner, Peyton.....2018-19
 Felling, Michael.....2011
 Ferguson, Cole.....2014-15
 Fernandez, Andres.....2004
 Feuerstake, Caleb.....2019-20



SOUTHEAST MISSOURI BASEBALL



ALL-TIME ROSTER

Fields, W.....1961
 Files, Brad.....1983
 Fitch, Mike.....2004
 Fitzpatrick.....1994
 Fisher, Nolan.....2012-15
 Forsyth, Ryan.....2003-05
 Forsythe.....1959
 Forte, Adonis.....2021
 Frakes, Bill.....1984
 Frank, Andrew.....2018-19
 Frazier, Mark.....2001-02
 Fritsche, Tom.....1979-80
 Fritts, Turner.....2019
 Fuller, Donnie.....2002-03
 Fulte, Tim.....1991-92
 Funkhauser, Bill.....1959-60

G

Gabbard, Ron.....1969
 Gagan, Tristen.....2017-18
 Gaebler, Kenny.....1998-00
 Gandolfo, Garrett.....2015-16
 Garner, Kurt.....2004
 Garner, Nick.....1985
 Garrow, Steve.....1978-81
 Gentry, Mike.....1971
 Gerwitz, Jim.....1996-97
 Gibson, Chris.....2005-06
 Gibson, Derek.....2010-14
 Giegling, Jim.....1987
 Gilbert, Gary.....2003-04
 Glastetter, Jim.....1964-67
 Glenzy, Gary.....1962
 Goetz.....1977
 Goforth, Chuck.....1982-83
 Gongwer, Tony.....1984-86
 Gonzalez, Brett.....2019
 Goodman, Steve.....1996-97
 Govek, Ryan.....2002
 Graber, Brett.....2021-23
 Graham, Darryl.....2006-07
 Grant, Wyatt.....2022
 Greaser, Brian.....1990
 Green, Nate.....2017-18
 Grim, Jon.....1986-88
 Gronowski, Dave.....1980-81
 Gross, David.....1977-80
 Gross, M.....1961
 Grossius, Bryce.....2019-23
 Gumieny, Kyle.....2009-10
 Gunnels, Brian.....1996

Guthman, Corbin 2022-Pres.
 Guthrie, Brian.....1984-85

H

Hachman, Ralph.....1965-68
 Hagedorn, Bob.....1960-61
 Hagerty, Chase.....2017-19
 Haggerty, Josh.....2017
 Hahn, Landon.....2019-20
 Haines, Talley.....1996-97
 Hajek, Gerald.....1962
 Halter, Tim.....1970
 Hammers, Jim.....1977-78
 Hanne, Troy.....1990
 Hansford, Wade.....2003-04
 Hantack, Richard.....1959-60
 Harmon.....1959
 Harmon, Robert.....1990
 Harness, Corey.....2008-11
 Harness, Harlard.....1978-79
 Harper, Brian.....1986-88
 Harris, Donta.....1992-95
 Harris, Nick.....2007-11
 Harshbarger.....1959
 Haseltine, Louie.....2008-2011
 Hastings, Blaze.....2017
 Hastings, Trae.....1975-78
 Hatton, Vern.....2001-02
 Haunschild, Frank.....1965-66
 Hawkins, Dave.....1959-60,62-63
 Hayden, Derek.....2007
 Hayes, Travis.....2014-15
 Hearne, Gary.....1965-66
 Hemmer, Lance.....1982-84
 Hempen, Hal.....1986-87
 Hendrain, Adam.....2010
 Hendrix, Greg.....2009
 Heon, Taylor.....2010-2012
 Herbig, Derek.....2004-06
Hernandez, Esteban... 2023-Pres.
 Herring.....1964
 Heuring, Darrell.....1990
 Heuring, Keith.....1996
 Heuvelman, Arnie.....1982-85
 Hewitt, Dalton.....2011-15
 Hibbard, James.....2006
 Hicks, Mike.....1989
 Hilz, Jeffrey.....2000-01
 Hobbs, Ted.....1979-80
 Hoehner, Brad.....1996-99
 Hoffman, Craig.....1983-86
 Hoffman, Eric.....2001-04
 Hoffman, Josh.....2021
 Hogan, Mark.....1976
 Hojnacki, Michael.....2019-20
 Holdinghaus, Dave.....1972-74
 Holdner, John.....1961-63
 Holland, Matt.....2007

Holland, Dennis.....1961
 Hollrah, Scott.....1991-92
 Holst, Dan.....2016-17
 Holtzman.....1966
 Hopkins, Brian.....2001-03
 Hopper, Scott.....1994-96
 Horace, Scott.....1989-90
 Horstman, Eric.....2004-05
 Hosick, Steve.....1977
 Hotfelder, John.....1968-70
 Howe, Mike.....1972-74
 Huesgen, Dan.....1997-00
 Hull, Christian.....2011-14
 Hull, Matthew.....1998
 Hunt, Jeff.....1976-77
 Hurst, Bobby.....2012-13

I

Iago, Tyler.....2014
 Ivie, Mike.....1981-84

J

Jacobsen, Noah.....2019-21
 James, Rolland.....1967-70
 Janet, Chris.....1981-84
 Jarvis, John.....1991-92
 Jenkins, Bo.....2004-05
 Jensen, Jeff.....1984
 Jett, Jim.....1964
 Jett, Jim.....1967-68
 Johnson, Andrew.....2005-06
 Johnson, Bob.....1979
 Johnson, Jeremy.....1997-00
 Johnston, Gavin.....2023
 Jolly, Charles.....1971-72
 Jones, Casey.....2010-11
 Jones, Tony.....1985-86
 Jorgenson.....1959
 Jorn, Dave.....1975-76
 Jungers, Bill.....1963-65

K

Karall, Joseph.....2021-22
Katen, Logan 2023-Pres.
 Keck, Andrew.....2019-22
 Kelam, Ron.....1972-73
 Kell, Jamie.....1984
 Kemper, Jake.....2008
 Kendall, Ryan.....2012-13
 Kern, Robert.....1998-99
 Kesterson, Al.....1964, 66-67
 Kill, Trevor.....2012-13
 Kimbelin, Keith.....1986-87
 King, Floyd.....1963-66
 King, Jim.....1970-71

King, Jeremy.....2001
 Kinsolving, Darin.....1997-00
 Kintz, Jeff.....1982,84
 Kitchen, Paul.....1967
 Kitchen, Terry.....1971-74
 Kitrell, Mike.....1986
Klein, Anthony2021-Pres.
 Klein, Korey.....2003
 Kline, Terry.....1966-67
 Klocke, Jim.....2007-10
 Koch, Don.....1961
 Kolons, Brett.....2009
 Korando, Tony.....1975-76
 Kornfeld, Kevin.....1978
 Kosciulek, Keith.....1983
 Kossina, Joey.....2021
 Kreidler, Broc.....2015
 Kress, Steve.....1991-92
 Kuehler, Dan.....1969-70
 Kuehn, Ralph.....1975-77
 Kuhl.....1964
 Kumer, Kerry.....1987
 Kurt, Bryan.....2004-05
 Kurtz, David.....2002
 Kutmas, Chad.....1995

L

LaBruyere, Brad.....2008-11
 Ladd, Skler.....2012
 Landgraf, Jeff.....1970-73
 Landgren, Allan.....1998-99
 Lane, Marty.....1998-99
 Lang, Bob.....1962
 Larsen, Tim.....1998
 Lack, Andy.....2012-16
 Laudando, Michael.....2023
 Lawrence, Jacob.....2015-16
Lawrence, Peyton... 2023-Pres.
 Lawson, Brent.....2004-07
 Lawson, David.....2002-03
 Layton, Aaron.....1990-93
 Lee, Tom.....1962
 Lees, Brian.....2016-17
 Leeper, Hunter.....2015-16
Leeper, Peyton2019-Pres.
 Leigh, James.....2007-09
 Leonard, Jim.....1966-68
 Lenaburg, Ryan.....2014-15
 Lennington, Andy.....2011-15
 Lewallen, Ronnie.....2000
 Lewis, Jakob.....2022
 Lewis, Jon.....1997
 Lloyd, Daniel.....2019
 Lipe, Edward.....1972
 Lochmann.....1993-94



SOUTHEAST MISSOURI BASEBALL



ALL-TIME ROSTER

Loflin, Jim 1988-89
 Lohr 1959
 Long, Darrell 1967-70
 Long, Jim 1969-70
 Lopez, Freddy 2004-05
 Losman, Ryan 2017-18
 Lowe, Steve 1998-99
 Lucchesi, Joey 2015-16
 Luer, Jeff 1987
 Lummus, Lee 1986-89
 Lunski, Greg 2001
 Lynch, Paul 1989-90
 Lynn, Dylan 2012-13

M

Mabrey 1959
 Mabury 1959
 MacLaren, Nathan 2023
 Mahan, Bill 1961
 Mahon, Logan 2010-11
 Malchow, Bruce 1961-62
 Malenfant, Hayden 2019-22
 Malham, Brennan 2010-11
 Maloney 1993-94
 Maloney, Scott 1981-85
 Malzahn, Ryan 2021-22
 Mann 1968
 Manning, Josh 2008
 Marino, Charlie 1998-00
 Marschel, Larry 1990-91
 Mason, Jevon 2021-23
 Massie, Stephen 2009-10
 Mather, John 1988-89
 Maupin, Anthony 2004-06
 McAlister, Jamie 2005-06
 McCabe, Brandon 2021
 McCann, Jeff 1983-84
 McClanahan 1959
 McClanahan, Sean 1989
 McClarty, Pat 1974
 McConnell, Britt 1986-90
 McDonald, Tristen 2001-03
 McGuire, Nathan 1998
 McLain, Gary 1982
 McMahan, Aiden 2017
 McMahan 1993-94
 McNeely, Bryan 2019-20
 McSpadden, Galen 1971-74
 McVay, Charles 1960,63
 Meade, Josh 2013
 Meier, Dale 1961-64
 Mercado, Chad 2006-07
 Metz, Don 1967-70
 Meyer, Kevin 1999-00
 Meyn, Keegan 2019-20

Meystedt, Kermit 1964-67
 Michel, David 1995-97
 Middleton, Perry 2014-15
 Mikrut, Tyler 2013
 Miller 1959
 Miller, Blake 1978-81
 Miller, Brad 1987
Miller, Kyle 2021-Pres.
 Miller, Larry 1966-68
 Miller, Mike 1995-97
 Miller, Tom 1988
 Miller, Tim 1991
 Mills 1959
 Mitchell, John 1985
 Mitchell, Michael 2000-01
 Mitchell, Scott 2014-16
 Mitts 1993-94
 Mize, John 1975
 Moeglin, Brian 1991-94
 Moehrs, Clay 1988-91
 Mohar, Bill 1962
 Monahan, Pat 1965
 Montgomery, Jim 1978-79,81
 Montiel, Frankie 2004-05
 Moore, Michael 2023
 Moore, Robby 2006-07
 Moore, Zach 2015-17
 Morgan, Scott 1979,81-82
 Morgan, Bruce 1975-76
 Morris 1968
 Morris, Jeff 1983-84
 Morrow 1959
 Moses, Trenton 2008-12
 Mosel, Greg 2014-15
 Mosley, Braden 2017
 Mosley, Steve 1964-65
 Moulton, Seth 2003
 Muegge, Ken 1982
 Mueller, Don 1962
 Mueller, Tanner 2022-23
 Muench, Doug 1985-86
 Munsell, Mark 1992
 Murphy, Dan 1978
 Murphy, Justin 2016-17

N

Nagel, Blane 1975
 Nails, Ivan 2007-08
 Neal, Kyle 2001
 Nebel, Steve 1974
 Needham, Dylan 2019-20
 Neel, Brendon 2015
 Newcomb, Keith 1963-65
 Nicholas, Brice 2000-02
 Nichols, Gary 1959-60

Nieslen, Alex 2018-19
 Niznik, Noah 2019-23
 Noll, Brady 2004-05
 Noon, Jim 1974-75
 Nourie, Jon 2003-04

O

O'Connor, Gerald 1959-60
 O'Donnell, Connery 2021-22
 O'Mara, Tom 1961
 Olson, Levi 2005-06
 Ortiz, Yanluis 2023
 Osborne, Chris 2016-17
Osborne, Ethan 2022-Pres.
 Osburn, Ted 1979-80

P

Padilla, Omar 2006-07
Palmer, Ben 2022-Pres.
 Palmer, Dave 1981-82
 Parham, Josh 2005-07
 Parker, Bryan 1975-76
 Parker, Spencer 2022-23
 Parks, Jim 1987-91
 Parmley, Kenton 2009-12
 Paskus, John 1972-73
 Patman, Michael 2012-13
 Patterson, Dan 1984-86
 Patterson, Dennis 1972
 Payne, Jordan 2005-06
 Payne, Jerry 1966-67,72
 Payne, Jim 1965-66
 Payne, Mike 1969-72
 Pecaut, Ricky 1987-88
 Pehle, Todd 1994-97
 Pehle, Troy 1994-97
 Pelsma, Dennie 1967-69
 Pemberton, Shawn 1996-97
 Pennington, Adam 2016-18
 Pennington, Todd 1999-01
 Pepper, Brian 1997
 Perego, Matt 2021-22
 Peterson, Jack 1960
 Pflingsten, Dan 1995-96
 Phillips 1994
 Phillips, Derrick 1985
 Pierce, Rhett 1992-93
 Pilcher, Joey 2003-04
 Pilla, Dave 1976
 Pittman, Rance 2019-22
 Plassmeyer, Ken 1959-62
 Poinsett 1959
 Poole, Ryan 2008-09
 Portell, Mike 1965,67
 Potts, Randy 1984-85

Potts, Craig 1974
 Powell, Charlie 1972-73
 Poynor, Bill 1980
 Pritchett, Dustin 2005-07
 Prickett, Ryan 2011-12
 Probst, Ron 1960
 Proctor, Dave 1971
 Prothro, Lawrence 1985
 Pruneau, Scott 1990-93
 Purcell, Brad 2001-02
 Pyles, Wesley 2015-19

Q

Qualls, Bruce 1982-85

R

Rackers, Jason 2022
 Radetick, Joe 1984-86
 Raley, Mike 1972-75
 Ralls, Hunter 2021-23
 Range, Dale 1981
Rausch, Fischer 2019-Pres.
 Rave, Aaron 2006
 Reeder 1970
 Reid, Bill 1966-67
 Reid, Bob 1959
 Reid, John 1959-61
 Reinigel, Jeff 1981-83
 Reinigel, Kenny 1982-84
 Reinigel, Scott 2002-03
 Reinigel, Tom 1971-72
 Renfrow, Dustin 2007-08
 Rentfro, Cooper 2017
Resetch, Chance 2023-Pres.
 Reuss, Jim 1962-64
 Reynolds, Garret 2016-17
 Rhodes, Lance 2007-08
 Rhodes, Larry 1962-65
 Richards, Kent 1982
 Riddle, Lee 1963
 Riley, Phillip 2006-07
 Ripp, Jacob 2011
 Rippee, Ryan 2015-16
 Risch, Scott 1981
 Rives 1993-94
 Rizzuto 1969-70
 Roberts, Mike 1980
 Robertson, Kylar 2016-17
 Robins, Randall 1974-75
 Robinson, Kerry 1993-95
 Robinson, Mike 2001
 Rodriguez, Daniel 1998-99
 Rodgers, Caleb 2023
 Rogers, Bryan 1992-93
 Roll, Lee 1969



SOUTHEAST MISSOURI BASEBALL



ALL-TIME ROSTER

Rosburg, Paul..... 1981-82
 Rosener, Sam..... 2007-08
 Rothweil, Larry..... 1994-95
 Rouse, Quenten..... 2005-06
 Ruff, Kenneth..... 1984
 Rupp, Tim..... 2010-11
 Russell, Brett..... 2010-11

S

Sacshe, Austin..... 2018-19
 Salazar, John..... 2009-10
 Samples, Mike..... 1977-79
 Sandheinric, Kelly..... 1986-87
 Sarabia, Jonah..... 2023
 Sawyers, Jon..... 2021
 Saulter, Jim..... 1975
 Schaefer, Brian..... 1993-95
 Schatzley, Bill..... 1977-79
 Scheidt..... 1964
 Schiller, Don..... 1965-67
 Schiltz, Danny..... 1999
 Schlegel, Andy..... 1996
 Schlick..... 1974
 Schmidt, Steve..... 1987
 Schmidt, Lynn..... 1977-78
 Schneider, Gary..... 1975
 Schreck, Chris..... 1987
 Schreiber, David..... 1991
 Schromm, Aaron..... 2019-20
 Schuembaur, Carl..... 1974
 Schuh, Daniel..... 2006-09
 Schulman, Jeff..... 1992,94
 Schulte, Joe..... 1984-85
 Schumacher..... 1968
 Schwartz, Dan..... 1979-80
 Schwent, Gary..... 1969-70
 Schwieso, Brian..... 1986
 Sconce..... 1994
 Seabaugh, Don..... 1983
 Sehnert, Ryan..... 2003
 Selby, Tim..... 1995
 Self, Brent..... 2002
 Shadowens, Chris..... 1986
 Shah, Asif..... 2006-07
 Shannon, Dennis..... 1970
 Shasserre, Dan..... 1966-67
 Sheffer, Marc..... 1998
 Shelton, Steve..... 1973-75
 Sheridan, Andy..... 2002
 Shearrow, Luke..... 2013
 Sherry..... 1968
 Sherry, Adam..... 2002
 Shifferdecker, Rod..... 1990
 Short, Paul..... 1987-88
 Shy, Dan..... 1988-89

Shylanski, Todd..... 1991-92
 Siboda, Dave..... 1996-97
 Siddle, Alex..... 2013-16
 Siebert, Scott..... 1987-90
 Sigler, Brian..... 1990,92
 Simmons, Brad..... 2001-02
 Simmons, Mark..... 1985
 Simmons, Shae..... 2010-12
 Singleton, Raleigh..... 1963
 Skakalski, Stan..... 2003-04
 Slattery, Blake..... 2008-11
 Smiley, Butch..... 1976
 Smith, Brad..... 2003-05
 Smith, Brandon..... 1999-02
 Smith, Darrick..... 1983-86
 Smith, Tim..... 1975-76
 Smith, Zack..... 2012-13
 Sommerkamp, David..... 1998
 Sole, Casey..... 2019-20
 Sorth, Larry..... 1961
 Southerland, Hunter..... 2018-19
 Spalt, Logan..... 2018-19
 Spanberger, Cody..... 2012-15
 Spawr, Braden..... 2019-20
 Spencer, Tony..... 2008-09
 Sperling, Danny..... 2021-23
 Spies, George..... 1969-71
 Spille, Ryan..... 1998-99
 Spitzfaden, Will..... 2012-13
 Stahl, Barry..... 1973
 Stambush, Archie..... 1999-00
Stauss, Ty..... 2021-Pres.
 Stauss, Wade..... 2018-21
 Steffens, Jeff..... 1987-90
 Steighorst, Mark..... 1972
 Steimle, Doug..... 1965-67
 Steinmetz, Rich..... 1981-83
 Stephens, Andy..... 2008-09
 Stephens, Garrett..... 2019
 Steward, Lon..... 1985-86
 Steward, Malik..... 2012
 Still, Steven..... 2012-13
 Stockton, Garret..... 2014-15
 Stoll, Isaac..... 2007
 Stone, Noah..... 2021-22
 Strahlendorf, Todd..... 2008-09
 Stretch, Aaron..... 2018-19
 Stroud, Dan..... 1981-83
 Stucker, Gary..... 1987-88
 Stuckey, Denver..... 2000-03
 Suedekum, Jerry..... 1963-65
 Sullivan, Robin..... 1975
 Sullivan, Scott..... 1997-98
 Swartz, Mike..... 1976
 Swearingen, Jason..... 1995-98

Swift, Bob..... 1963-64
 Swift, Dick..... 1963-64
 Syberg, Josh..... 2007-2011

T

Tabata, Osamu..... 1989,91
 Taylor, Joel..... 2016
 Taylor, Michael..... 006-07
 Teel, Marvin..... 1962
 Tellor, Matt..... 2013-14
 Theodorakos, Jason..... 2003-04
 Thomas, Nick..... 2010-11
 Thomas, Scott..... 1990-91
 Thomas, Tommy..... 2000-01
 Thomas, Tyler..... 2013
 Thompson, Jay..... 1979-80
 Thorgmorton, Dick..... 1960
 Thornsberry, James..... 1968-71
 Tierney, Jesse..... 2009-12
 Tripp, Shawn..... 1992-93
 Turk, Jim..... 1961-64
 Turner, Dewight..... 1963

U

Ulmer, Pete..... 1965-68
 Underwood, Jordan..... 2010-11

V

Valek, Eddie..... 1993-95
 Vardell, Vrah..... 1959-60
 Varone, Bill..... 1962
 Vaske, Joel..... 2022
 Vaughn, Steve..... 1965-68
 Vega, Carlos..... 2017-18
 Via..... 1969
 Vick, Christian..... 2018-19
 Vickery, Charlie..... 1973-74
 Vieth..... 1977
 Viviano, George..... 1961
 Vogt, Ryan..... 2019-21
 Voss, Ron..... 1962-63

W

Wade, Matthew..... 2015-18
 Wadlington, Gary..... 1962-63,65
 Wadlington, Scott..... 1980
 Wagner, Matt..... 2007-09
 Wahl, Fred..... 1972,74-75
 Waldhoff, Jared..... 2016-17
 Wallace, Ron..... 1968-71
 Wallut, Rich..... 1982
Warehime, Cole..... 2022-Pres.
 Warren, Phil..... 1997-00
 Warren, Lee..... 1973-74
 Webb, David..... 2019-20

Weber, Matt..... 1992
 Weiler, Jeff..... 1995
 Wells, Rob..... 1995
 Wengert, Alan..... 1982-84
 Wengert, Gary..... 1973-74
 Wente, Jacob..... 2010-11
 West, Chris..... 2005
 West, Josh..... 2002
 Wheeler, Justin..... 2008-09

White, Eddie..... 2023-Pres.
 Wiese, Andrew..... 2007-09
 Wieser, Dan..... 1975-77
 Wieser, Mike..... 1976
 Wieser, Rick..... 1975-76
 Wieter, Alan..... 1990-92
 Wilber, Tyler..... 2019-22
 Williams, Austin..... 2019-22
 Williams, Greg..... 1969
 Williams, Hank Jr..... 2012-13
 Williams, Joe..... 1977-80
 Williams, Peter..... 2015
 Williams, Ray..... 1969-70
 Williams, Steve..... 1981-84

Wilma, Collin..... 2019-Pres.
 Wilson, Devon..... 2018-19
 Wilson, Jon..... 1971-72
 Winder, Logan..... 2018-19
 Winder, Mark..... 1988
Windt, Tommy..... 2022-Pres.
 Winkelman, Alex..... 2013-15
 Winkler, Bob..... 1967
 Wise, Trent..... 2010-11
 Wittenborn, Mark..... 2003-04
 Wollis, Keith..... 2004-05
 Wolsey, Jerry..... 1998-99
 Wood, Brent..... 1980-83
 Wright, Brady..... 2014-16
 Wright, Danny..... 2017-21
 Wright, John..... 1971
 Wulfers, Matt..... 2007-08

Y

Yount, Kyle..... 1996-99
 Yount, Steve..... 1970-73

Z

Zivic, Braxton..... 2021

Current Players in **Bold**



SOUTHEAST MISSOURI BASEBALL



OVC TOURNAMENT RESULTS

1992 (at Middle Tennessee)*

Southeast Missouri 3, Austin Peay 1
Middle Tennessee 4, Eastern Kentucky 1 Austin Peay 13, Eastern Kentucky 10
Middle Tennessee 14, Southeast Missouri 2
Austin Peay 6, Southeast Missouri 4
Middle Tennessee 10, Austin Peay 9

1995 (at Middle Tennessee)

Southeast Missouri 7, Eastern Kentucky 4
Middle Tennessee 15, Morehead State 6 Morehead State 4, Eastern Kentucky 2
Southeast Missouri 14, Middle Tenn. 4
Middle Tennessee 8, Morehead State 4 Middle Tennessee 6, Southeast Missouri 5 Middle Tennessee 6, Southeast Missouri 4

1996 (at Austin Peay)

First Round (at Austin Peay)

Southeast Missouri 9, Morehead State 1
Austin Peay 16, Tennessee-Martin 1
Morehead State 6, Tennessee-Martin 4
Austin Peay 8, Southeast Missouri 3
Morehead State 4, Southeast Missouri 0

First Round (at Middle Tennessee)

Tennessee Tech 15, Eastern Kentucky 5
Murray State 13, Middle Tennessee 9 Eastern Kentucky 5, Middle Tennessee 4 Tennessee Tech 8, Murray State 6

Championship Round (at Austin Peay)

Morehead State 4, Eastern Kentucky 2
Austin Peay 8, Tennessee Tech 3
Morehead State 2, Tennessee Tech 1
Morehead State 2, Austin Peay 1
Austin Peay 4, Morehead State 3

1997 (at Middle Tennessee)

Southeast Missouri 6, Eastern Illinois 5
Austin Peay 4, Eastern Kentucky 1
Southeast Missouri 4, Middle Tennessee 0
Tennessee Tech 5, Austin Peay 4
Austin Peay 9, Middle Tennessee 6
Southeast Missouri 9, Tennessee Tech 5 Tennessee Tech 4, Austin Peay 2
Tennessee Tech 10, Southeast Missouri 8 Tennessee Tech 8, Southeast Missouri 4

1998 (at Southeast Missouri)*

Eastern Kentucky 7, Murray State 5
Morehead State 8, Tennessee Tech 3 Eastern Kentucky 15, Eastern Illinois 3 Southeast Missouri 10, Morehead State 9 Eastern Illinois 10, Morehead State 8
Southeast Missouri 12, Eastern Ky. 8
Eastern Illinois 26, Eastern Kentucky 10
Southeast Missouri 15, Eastern Illinois 11

1999 (at Southeast Missouri)

Middle Tennessee 12, Austin Peay 9
Eastern Kentucky 8, Murray State 5
Eastern Illinois 8, Middle Tennessee 7
Eastern Kentucky 13, Southeast Missouri 6
Middle Tennessee 6, Southeast Missouri 4 Eastern Illinois 9, Eastern Kentucky 4
Middle Tennessee 4, Eastern Kentucky 3
Eastern Illinois 4, Middle Tennessee 3

2000 (at Southeast Missouri)

#4 Austin Peay 8, #5 Murray State 7
#3 Middle Tennessee 4, #6 Eastern Illinois 3 #1 Eastern Kentucky 5, #4 Austin Peay 2
#3 Middle Tenn. 3, #2 Southeast Missouri 2
Southeast Missouri 13, Austin Peay 0
Middle Tennessee 6, Eastern Kentucky 4 Southeast Missouri 15, Eastern Kentucky 5 Middle Tennessee 11, Southeast Missouri 4
Tennessee Tech 11, Eastern Illinois 10
Southeast Missouri 13, Tennessee Tech 1

2003 (at Paducah, Ky.)

#6 Eastern Illinois 12, #1 Austin Peay 11
#5 Eastern Kentucky 12, #2 Southeast Missouri 6
#4 Murray State 8, #3 Tennessee Tech 3 Southeast Missouri 4, Austin Peay 0
Eastern Illinois 9, Tennessee Tech 2
Eastern Kentucky 13, Murray State 6
Murray State 4, Southeast Missouri 3
Eastern Kentucky 8, Eastern Illinois 7
Murray State 6, Eastern Illinois 4 (13 inn.)
Murray State 11, Eastern Kentucky 5
Murray State 19, Eastern Kentucky 4

2004 (at Paducah, Ky.)

#2 Eastern Illinois 18, #5 Southeast Missouri 9
#3 Jacksonville State 15, #4 Eastern Kentucky 0
#6 Samford 15, #1 Austin Peay 3
Southeast Missouri 6, Austin Peay 1
Eastern Kentucky 15, Samford 9
Jacksonville State 5, Eastern Illinois 3
Samford 6, Eastern Illinois 1
Southeast Missouri 9, Eastern Kentucky 7 Jacksonville State 13, Samford 5
Southeast Missouri 7, Jacksonville State 6 (11)
Jacksonville State 5, Southeast Missouri 1

2005 (at Paducah, Ky.)

#4 Murray State 4, #5 Southeast Missouri 3 #6 Eastern Kentucky 6, #3 Morehead State 4
Morehead State 6, Southeast Missouri 1
#2 Austin Peay 6, Murray State 5
#1 Jacksonville State 8, Eastern Kentucky 2
Eastern Kentucky 8, Morehead State 6
Eastern Kentucky 7, Murray State 2
Austin Peay 4, Jacksonville State 1
Jacksonville State 11, Eastern Kentucky 6
Jacksonville State 8, Austin Peay 7
Austin Peay 5, Jacksonville State 0

2006 (at Paducah, Ky.)

#4 Eastern Kentucky 6, #5 Austin Peay 3
#6 Southeast Missouri 7, #3 Eastern Illinois 6
Austin Peay 10, Eastern Illinois 2
#2 Jacksonville State 19, Eastern Kentucky 7
#1 Samford 11, Southeast Missouri 5
Southeast Missouri 10, Austin Peay 9 Eastern Kentucky 14, Southeast Missouri 10 Jacksonville State 17, Samford 6
Samford 24, Eastern Kentucky 6
Jacksonville State 8, Samford 7

2001 (at Paducah, Ky.)

#6 Eastern Kentucky 14, #1 Eastern Illinois 8
#5 Austin Peay 9, #2 Southeast Missouri 4
#3 Tennessee Tech 8, #4 Murray State 3 Eastern Illinois 2, Southeast Missouri 1
Eastern Kentucky 13, Murray State 3
Tennessee Tech 10, Austin Peay 5
Austin Peay 10, Eastern Illinois 6
Tennessee Tech 16, Eastern Kentucky 7
Austin Peay 8, Eastern Kentucky 1
Austin Peay 3, Tennessee Tech 2
Tennessee Tech 9, Austin Peay 2

2002 (at Paducah, Ky.)*

#5 Tennessee Tech 8, #2 Eastern Illinois 0
#1 Southeast Missouri 9, #6 Morehead State 6
#3 Austin Peay 8, #4 Murray State 6
Eastern Illinois 21, Morehead State 1
Murray State 4, Southeast Missouri 3 (10)
Tennessee Tech 3, Austin Peay 2
Southeast Missouri 7, Austin Peay 5
Eastern Illinois 6, Murray State 5
Southeast Missouri 9, Tennessee Tech 2

2007 (at Paducah, Ky.)

#4 Samford 8, #5 Eastern Kentucky 3
#3 Southeast Missouri 10, #6 Murray State 7
Eastern Kentucky 5, Murray State 2
#2 Jacksonville State 15, Southeast Missouri 2
#1 Austin Peay 5, Samford 1
Samford 9, Eastern Kentucky 4
Samford 5, Southeast Missouri 1
Austin Peay 2, Jacksonville State 1
Jacksonville State 10, Samford 8
Austin Peay 3, Jacksonville State 2

2008 (at Paducah, Ky.)

#4 Eastern Illinois 4, #5 Tennessee Tech 1
#6 Southeast Missouri 5, #3 Austin Peay 2
Tennessee Tech 5, Austin Peay 4
Eastern Illinois 8, #2 Samford 4
#1 Jacksonville State 7, Southeast Missouri 6
Tennessee Tech 9, Samford 1
Southeast Missouri 8, Tennessee Tech 4
Eastern Illinois 10, Jacksonville State 6
Southeast Missouri 6, Jacksonville State 4
Eastern Illinois 7, Southeast Missouri 4



SOUTHEAST MISSOURI BASEBALL



OVC TOURNAMENT RESULTS

2009 (at Paducah, Ky.)

#5 Tennessee Tech 9, #4 Southeast Missouri 5
 #6 Jacksonville State 9, #3 Morehead State 0
 Morehead State 7, Southeast Missouri 5 (11)
 Tennessee Tech 7, #2 Murray State 2
 Jacksonville State 11, #1 Eastern Illinois 5
 Murray State 8, Morehead State 5
 Murray State 5, Eastern Illinois 4
 Tennessee Tech 13, Jacksonville State 12 (10)
 Jacksonville State 9, Murray State 3
 Tennessee Tech 4, Jacksonville State 3 (10)

2010 (at Jackson, Tenn.)

#5 Eastern Illinois 10, #4 Southeast Missouri 5 (10)
 #6 Eastern Kentucky 4, #3 Murray State 3
 Murray State 13, Southeast Missouri 9 (10)
 #2 Jacksonville State 7, Eastern Illinois 5
 #1 Tennessee Tech 7, Eastern Kentucky 4
 Murray State 10, Eastern Kentucky 2
 Murray State 14, Eastern Illinois 4
 Jacksonville State 9, Tennessee Tech 7
 Tennessee Tech 15, Murray State 6
 Jacksonville State 10, Tennessee Tech 8

2011 (at Jackson, Tenn.)

#4 Tennessee Tech 6, #5 Eastern Kentucky 5
 #3 Jacksonville State 9, #6 UT Martin 8
 UT Martin 6, Eastern Kentucky 2
 Jacksonville State 8, #2 Southeast Missouri 2
 #1 Austin Peay 2, Tennessee Tech 1
 Southeast Missouri 12, UT Martin 7
 Southeast Missouri 6, Tennessee Tech 1
 Austin Peay 4, Jacksonville State 1
 Jacksonville State 15, Southeast Missouri 12
 Austin Peay 7, Jacksonville State 3

2012 (at Jackson, Tenn.)

#4 Eastern Illinois 2, #5 Morehead State 1
 #6 Southeast Missouri 4, #3 Jacksonville State 1
 Jacksonville State 12, Morehead State 5
 Eastern Illinois 11, #2 Eastern Kentucky 2
 Southeast Missouri 4, #1 Austin Peay 3
 Jacksonville State 9, Eastern Kentucky 4
 Austin Peay 7, Jacksonville State 6 (11)
 Eastern Illinois 7, Southeast Missouri 6
 Austin Peay 10, Southeast Missouri 6
 Austin Peay 7, Eastern Illinois 0
 Austin Peay 3, Eastern Illinois 0

2013 (at Jackson, Tenn.)

#5 Eastern Kentucky 11, #4 Jacksonville State 2 #6
 Southeast Missouri 9, #3 Belmont 6
 Belmont 6, Jacksonville State 3
 #2 Austin Peay 13, Eastern Kentucky 3
 #1 Tennessee Tech 5, Southeast Missouri 1
 Southeast Missouri 2, Belmont 1
 Eastern Kentucky 12, Southeast Missouri 9
 Austin Peay 6, Tennessee Tech 2

Eastern Kentucky 6, Tennessee Tech 4
 Austin Peay 6, Eastern Kentucky 3

2014 (at Jackson, Tenn.)

#5 Morehead State 11, #4 SIUE 6
 #6 Eastern Illinois 2, #3 Jacksonville State 1
 Jacksonville State 7, SIUE 5
 #2 Tennessee Tech 14, Morehead State 2
 #1 Southeast Missouri 8, Eastern Illinois 6
 Jacksonville State 13, Eastern Illinois 2
 Jacksonville State 7, Morehead State 1
 Tennessee Tech 9, Southeast Missouri 2
 Jacksonville State 6, Southeast Missouri 2
 Jacksonville State 10, Tennessee Tech 7
 Jacksonville State 4, Tennessee Tech 2

2015 (at Jackson, Tenn.)

#4 Tennessee Tech 5, #5 Jacksonville State 3
 #6 Belmont 9, #3 SIUE 7 (11)
 Jacksonville State 8, SIUE 5
 #2 Morehead State 4, Tennessee Tech 3 (10)
 Belmont 7, #1 Southeast Missouri 2
 Southeast Missouri 12, Jacksonville State 4
 Southeast Missouri 14, Tennessee Tech 3
 Morehead State 8, Belmont 4
 Southeast Missouri 9, Belmont 4
 Morehead State 16, Southeast Missouri 3

2016 (at Jackson, Tenn.)*

#4 Morehead State 3, #5 Tennessee Tech 2
 (12) #3 Austin Peay 12, #6 Belmont 7
 Belmont 9, Tennessee Tech 8
 #2 Jacksonville State 12, Austin Peay 10
 #1 Southeast Missouri 3, Morehead State 0
 Belmont 8, Morehead State 0
 Austin Peay 7, Belmont 4 (13)
 Jacksonville State 11, Southeast Missouri 7
 Southeast Missouri 10, Austin Peay 4
 Southeast Missouri 10, Jacksonville State 7
 Southeast Missouri 14, Jacksonville State 8

2017 (at Oxford, Ala.)

#7 Austin Peay 6, #8 UT Martin 2
 #5 Southeast Missouri 13, #4 Jacksonville State 10
 #6 Murray State 9, #3 Belmont 3
 #2 Morehead State 9, Austin Peay 4
 Austin Peay 8, Jacksonville State 7
 #1 Tennessee Tech 14, Southeast Missouri 9
 Morehead State 12, Murray State 6
 Belmont 6, Austin Peay 1
 Murray State 8, Southeast Missouri 5
 Tennessee Tech 8, Morehead State 6
 Belmont 5, Murray State 4
 Belmont 11, Morehead State 6
 Tennessee Tech 16, Belmont 4

2018 (at Oxford, Ala.)

#7 Murray State 15, #8 Eastern Illinois 5
 #4 Jacksonville State 8, #5 Austin Peay 2
 #3 Morehead State 12, #6 Eastern Kentucky 7
 #2 Southeast Missouri 5, Murray State 2
 Eastern Kentucky 13, Murray State 6
 #1 Tennessee Tech 5, Jacksonville State 2
 Morehead State 18, Southeast Missouri 9
 Eastern Kentucky 5, Austin Peay 1
 Tennessee Tech 10, Morehead State 5
 Jacksonville State 11, Southeast Missouri 0
 Eastern Kentucky 11, Jacksonville State 8 (14)
 Morehead State 5, Eastern Kentucky 2
 Morehead State 11, #18 Tennessee Tech 6
 Morehead State 4, #18 Tennessee Tech 3

2021 (at Jackson, Tenn.)*

#1 Southeast Missouri 11, #4 Austin Peay 8
 #2 Murray State 8, #3 Morehead State 7 (13)
 #1 Southeast Missouri 6, #2 Murray State 5
 #4 Austin Peay 3, #3 Morehead State 1
 #2 Murray State 7, #4 Austin Peay 6 (11)
 #2 Murray State 10, #1 Southeast Missouri 1
 #1 Southeast Missouri 10, #2 Murray State 1

2021 Tournament narrowed to four teams due to COVID pandemic

2022 (at Lexington, Ky.)*

#5 SIU Edwardsville 13, #8 Austin Peay 1
 #6 Tennessee Tech 9, #7 Murray State 2
 #5 SIU Edwardsville 8, #4 Eastern Illinois 6
 #6 Tennessee Tech 11, #3 Morehead State 9
 #1 Belmont 10, #5 SIU Edwardsville 9
 #6 Tennessee Tech 11, #2 Southeast Missouri 10
 #2 Southeast Missouri 14, #5 SIU Edwardsville 6
 #1 Belmont 8, #6 Tennessee Tech 3
 #2 Southeast Missouri 5, #6 Tennessee Tech 2
 #2 Southeast Missouri 5, #1 Belmont 4 (10)

2023 (at Marion, Ill.)

#5 Eastern Illinois 5, #8 Southern Indiana 4
 #6 Tennessee Tech 4, #7 SIUE 0
 #5 Eastern Illinois 7, #4 Southeast Missouri 6
 #6 Tennessee Tech 7, #3 UT Martin 3
 #1 Morehead State 2, #5 Eastern Illinois 1
 #2 Little Rock 4, #6 Tennessee Tech 1
 #5 Eastern Illinois 8, #6 Tennessee Tech 2
 #1 Morehead State 3, #2 Little Rock 2
 #5 Eastern Illinois 5, #2 Little Rock 1
 #5 Eastern Illinois 6, #1 Morehead State 5

* OVC Tournament Champion



SOUTHEAST MISSOURI BASEBALL



2021 NCAA OXFORD REGIONAL



OXFORD REGIONAL

JUNE 4-7, 2021

Oxford-University Stadium / Swayze Field






SOUTHEAST MISSOURI BASEBALL



2021 NCAA OXFORD REGIONAL





SOUTHEAST MISSOURI BASEBALL



2022 NCAA LOUISVILLE REGIONAL

2022 YEAR 37-20 RECORD MID STATE

SEMO

TICKET PUNCH

SOUTHEAST MISSOURI

Redhucks
10

OVC
OHIO VALLEY
CONFERENCE

AUTOMATIC BID






SOUTHEAST MISSOURI BASEBALL



2022 NCAA LOUISVILLE REGIONAL





CAPAHA FIELD HOME OF THE REDHAWKS

Capaha Field is the home of Southeast Missouri Baseball. SEMO Baseball has called Capaha Field home since the program's inception in 1959.

Located just two blocks west of SEMO's campus, Capaha Field is owned and operated by the City of Cape Girardeau. It is also the home to wood bat Prospect League member Cape Catfish.

Prior to the 2020 season, SEMO opened a state-of-the-art baseball training facility adjacent to Capaha Field along the third base side.

The 4,000-square foot indoor facility can fit up to four batting cages, has portable pitching mounds and is equipped with HitTrax and Rapsodo technology which helps improve overall player performance.

The HitTrax system provides

real-time statistics and performance metrics. It measures exit velocity, launch angle and strike zone analysis.

Meanwhile, the Rapsodo program is designed to provide instant data on pitch velocity, spin rate and release angle. It also has strike zone analysis and can track progress over time with historical and statistical analytics.

SEMO's indoor hitting facility was built at a cost of \$400,000.

In summer 2019, Capaha Field received major upgrades that included new lights, freshly painted areas, chairback seating, a newly paved walking plaza and a home run deck located in right field.

Two years before that, Capaha Field received a \$1.8 million renovation that featured synthetic turf. Other upgrades to the facility included a scoreboard equipped

with video capabilities, a new outfield fence, new bullpens and additional cosmetic upgrades such as new paint and fencing all around the field.

The Capaha Field press box, completed for the start of the 2006 season, is equipped with televisions, kitchen/lounge areas and restrooms, and provides media and staff an excellent view behind home plate.

Capaha Field is nestled in historic Capaha Park, the oldest park in Cape Girardeau's park system. In addition to the ballpark, Capaha Park has playgrounds, a pond, picnic areas, a band shell, rose garden, splash pad and disc golf course.

Capacity of Capaha Field is 2,000 and dimensions are 330 down the lines, 375 to the alleys and 400 to straightaway center

field. The outfield wall is nine feet high.

Fans enjoy cheering on the Redhawks from the hillsides behind the first base dugout and beyond the left field wall.

SEMO consistently leads the Ohio Valley Conference in home attendance. Over 160,000 fans have flocked to Capaha Field to watch the Redhawks.

In their OVC Championship seasons from 2014-2016, the Redhawks had over 46,000 fans for an average of 750 per game, while posting a 47-16 home record in that span.


The Cape Capahas, the oldest amateur baseball team in America, also calls Capaha Field *home*.



SOUTHEAST MISSOURI BASEBALL



SEMO BASEBALL









SEMO

BASEBALL

2024 SCHEDULE

February

16	at Dallas Baptist	Dallas, Texas	3 p.m.
17	at Dallas Baptist	Dallas, Texas	2 p.m.
18	at Dallas Baptist	Dallas, Texas	1 p.m.
20	Murray State	Cape Girardeau, Mo.	3 p.m.
23	St. Thomas (Minn.)	Cape Girardeau, Mo.	3 p.m.
24	St. Thomas (Minn.) (DH)	Cape Girardeau, Mo.	12 p.m.
25	St. Thomas (Minn.)	Cape Girardeau, Mo.	1 p.m.
27	at Missouri	Columbia, Mo.	3 p.m.

March

1	Toledo	Cape Girardeau, Mo.	3 p.m.
2	Toledo (DH)	Cape Girardeau, Mo.	12 p.m.
3	Toledo	Cape Girardeau, Mo.	1 p.m.
5	Middle Tennessee	Cape Girardeau, Mo.	3 p.m.
8	at Marshall	Huntington, W. Va.	5 p.m.
9	at Marshall	Huntington, W. Va.	2 p.m.
10	at Marshall	Huntington, W. Va.	12 p.m.
13	at Evansville	Evansville, Ind.	6 p.m.
15	Western Kentucky	Cape Girardeau, Mo.	6 p.m.
16	Western Kentucky	Cape Girardeau, Mo.	2 p.m.
17	Western Kentucky	Cape Girardeau, Mo.	1 p.m.
19	at Austin Peay	Clarksville, Tenn.	4 p.m.
22	at Eastern Illinois*	Charleston, Ill.	3 p.m.
23	at Eastern Illinois*	Charleston, Ill.	1 p.m.
24	at Eastern Illinois*	Charleston, Ill.	1 p.m.
26	at Missouri State	Springfield, Mo.	3 p.m.
28	SIU Edwardsville*	Cape Girardeau, Mo.	6 p.m.
29	SIU Edwardsville*	Cape Girardeau, Mo.	6 p.m.
30	SIU Edwardsville*	Cape Girardeau, Mo.	2 p.m.

April

2	Missouri State	Cape Girardeau, Mo.	3 p.m.
5	at Little Rock*	Little Rock, Ark.	6 p.m.
6	at Little Rock*	Little Rock, Ark.	4 p.m.
7	at Little Rock*	Little Rock, Ark.	1 p.m.
9	at Southern Illinois	Carbondale, Ill.	6 p.m.
12	Southern Indiana*	Cape Girardeau, Mo.	6 p.m.
13	Southern Indiana*	Cape Girardeau, Mo.	2 p.m.
14	Southern Indiana*	Cape Girardeau, Mo.	1 p.m.
16	at Murray State	Murray, Ky.	5 p.m.
19	at Tennessee Tech*	Cookeville, Tenn.	6 p.m.
20	at Tennessee Tech*	Cookeville, Tenn.	2 p.m.
21	at Tennessee Tech*	Cookeville, Tenn.	1 p.m.
23	Southern Illinois	Cape Girardeau, Mo.	6 p.m.
26	Morehead State*	Cape Girardeau, Mo.	6 p.m.
27	Morehead State*	Cape Girardeau, Mo.	2 p.m.
28	Morehead State*	Cape Girardeau, Mo.	1 p.m.
30	Evansville	Cape Girardeau, Mo.	6 p.m.

May

3	at Lindenwood*	St. Charles, Mo.	5 p.m.
4	at Lindenwood*	St. Charles, Mo.	1 p.m.
5	at Lindenwood*	St. Charles, Mo.	1 p.m.
10	at Western Illinois*	Macomb, Ill.	2 p.m.
11	at Western Illinois*	Macomb, Ill.	1 p.m.
12	at Western Illinois*	Macomb, Ill.	12 p.m.
16	UT Martin*	Cape Girardeau, Mo.	6 p.m.
17	UT Martin*	Cape Girardeau, Mo.	6 p.m.
18	UT Martin*	Cape Girardeau, Mo.	2 p.m.
22-25	OVC Tournament	Marion, Ill.	TBA

All Times Central and Subject to Change
Home Games in **Bold**

* - Denotes Ohio Valley Conference Game



Purchase Tickets at SEMORedhawks.com or Call (573) 651-2113