



2024-25 SOUTHEAST MISSOURI BASKETBALL

# GAME NOTES

#FEELINROWDY

OVC Regular-Season Champions **1999-2000** OVC Tournament Champions **1999-2000** | **2022-23** NCAA Tournament **1999-2000** | **2022-23**

Southeast Missouri Strategic Communications // 1221 Broadway Cape Girardeau, MO 63701 // SEMORedhawks.com

## GAME 8



### Southeast Missouri

3-4, 0-0 OVC



### Lipscomb

5-4, 0-0 ASUN

Thursday, December 5, 2024 / 11 a.m., CT  
Nashville, Tenn.

### Southeast Missouri Redhawks

**Head Coach**.....Brad Korn

**Record at SEMO**.....56-77, 31-42 OVC

**Overall Record**.....56-77

### Lipscomb Bisons

**Head Coach**.....Lennie Acuff

**Record at LU**.....90-76, 46-35 ASUN

**Overall Record**.....544-299

### Game Information

**Arena**.....Allen Arena (5,028)

**Video**.....ESPN+

**Radio**.....Real Rock 99.3 FM

**Series Record**.....Tied, 1-1

**Last Meeting**.....LU 80, SEMO 74 <sup>OT</sup> | 12/9/20  
Nashville, Tenn.

## FOLLOW THE REDHAWKS

**Video:** **ESPN+**

**Commentators**.....

**Online**.....Plus.ESPN.com

**Mobile App**.....ESPN

### Redhawks Radio Network

**Play-by-Play**.....Erik Sean

**Color Analyst**.....

**Flagship Station**.....Real Rock 99.3 FM

**Listen Online**.....SEMORedhawks.com

### Live Stats

**LipscombSports.com**

### Social Media

**X**.....@SEMOMBB

**Hashtag**.....#FeelinRowdy

**Instagram**.....@SEMORedhawks | @SEMOMBB

**Facebook**.....SEMORedhawks | SEMOMBB

## STRATEGIC COMMUNICATIONS

**Jeff Honza**.....Associate AD / Men's Basketball Contact

**Office**.....(573) 651-2933

**Cell**.....(618) 528-1145


**Email**.....jhonza@semo.edu/redhawk1@me.com

**Website**.....SEMORedhawks.com



### Southeast Missouri or SEMO

is the preferred reference for Southeast Missouri State University athletic teams. Southeastern Missouri State is **NOT** an acceptable reference.



### Redhawks Back in the Music City

- Southeast Missouri makes its second trip to Nashville, Tennessee, this time when it travels to Lipscomb Thursday.
- SEMO will play Lipscomb in its earliest scheduled game of the season. Tip-off is set for 11 a.m., CT at Allen Arena.
- The reason for the early contest is because it's the Bisons School Education Day.
- The Redhawks were last in the Music City when they faced SEC member Vanderbilt on Nov. 10.
- SEMO plays Lipscomb for the third time in its program history. All three of those meetings are with Brad Korn at the helm.

### Series Notes

- Southeast Missouri's all-time series with Lipscomb is tied at 1-1.
- SEMO and LU played a home-and-home series over a two-day span during the 2020-21 campaign.
- The Redhawks beat the Bisons, 82-77, on Dec. 7 in Cape Girardeau and dropped a 80-74 overtime game on Dec. 9 in Nashville that year.

### 3-Pointer Streak

- The Redhawks have made at least one 3-pointer in 496 consecutive games.
- The last time Southeast Missouri did not make a 3-pointer was vs. Western Illinois (0-of-6) on Dec. 10, 2008.
- SEMO has made 60-of-189 threes at a 32 percent rate this season.
- The Redhawks drained 11 or more threes in three of their first seven contests.

### Redhawks Crush Kansas City

- Southeast Missouri picked up its second win in three games when it blew by Kansas City, 80-59, on Nov. 30.
- SEMO used a 16-2 run to get ahead of the Roos early and never looked back.
- The Redhawks led by as many as 26 points before polishing off their third victory of the season.
- It was SEMO's 12th by more than 20 points under Head Coach Brad Korn.
- The 21-point victory is also the largest the Redhawks have against a Division I opponent this year.

### Washington, Jr. Tabbed OVC Newcomer of the Week

- Southeast Missouri won its first Ohio Valley Conference award of the season when Teddy Washington, Jr. was named Co-Newcomer of the Week on Dec. 2.
- A native of Blytheville, Arkansas, Washington, Jr. had a season-high 28 points in SEMO's win over Kansas City (Nov. 30).
- He knocked down a season-best seven 3-pointers, added five rebounds, two assists and two steals in 31 minutes.
- Washington, Jr.'s seven threes are the second-most in a game by an OVC player this season.
- It was the second 20-point game for Washington, Jr. in 2024-25.





## QUICK FACTS

Location.....	Cape Girardeau, Mo.
Founded.....	1873
Enrollment.....	8,454
Nickname.....	Redhawks
Colors.....	Red & Black
Affiliation.....	NCAA Division I
Conference.....	Ohio Valley
President.....	Dr. Carlos Vargas
V.P. for Intercollegiate Athletics.....	Brady Barke
Basketball Office Phone.....	(573) 651-5132
Facility.....	Show Me Center (7,000)
Year Opened.....	1987
First Year of Basketball.....	1907
First Year of Division I Basketball.....	1991-92
All-Time Record (Yrs.).....	1326-1263 (117)
All-Time Division I Record (Yrs.).....	385-562 (33)
All-Time OVC Record (Yrs.).....	213-328 (33)
OVC Tournament Record.....	16-16
OVC Tournament Appearances (Last).....	18 (2023)
OVC Regular-Season Championships.....	1 (1999-2000)
OVC Tournament Championships.....	2 (1999-2000; 2022-23)
NCAA Tournament Berths.....	2 (1999-2000; 2022-23)
2023-24 Record.....	9-22
Home.....	8-7
Away.....	1-14
Neutral.....	0-1
2023-24 OVC Record/Finish.....	4-14/10th
Home.....	3-6
Away.....	1-8
Starters Returning/Lost.....	2/3
Lettermen Returning/Lost.....	7/8
Newcomers.....	7

## UPCOMING OVC GAMES (CT)

## Friday, December 6

Calumet St. Joseph at Eastern Illinois, 12 p.m.  
East-West University at Western Illinois, 7 p.m.

## Saturday, December 7

Tennessee Tech at West Georgia, 1 p.m.  
Morehead State at Ohio, 1 p.m.  
Southern Indiana at Southern Illinois, 2 p.m.  
Montreat at UT Martin, 4 p.m.  
Lindenwood at Ole Miss, 7 p.m.

## Sunday, December 8

Ball State at SIU Edwardsville, 1 p.m.  
**Southeast Missouri at Murray State, 3 p.m.**



## 2024-25 STATS COMPARISON

## Southeast Missouri (3-4, 0-0 OVC)

Team Statistics	SEMO	OPP
Points Per Game	76.0	71.7
Rebounds Per Game	36.9	39.6
Field Goal Percentage	.434	.396
3-Point FG Percentage	.317	.228
Free Throw Percentage	.660	.737
Assists Per Game	13.4	10.1
Steals Per Game	8.0	6.4
Blocks Per Game	2.9	3.1

## Lipscomb (5-4, 0-0 ASUN)

Team Statistics	LU	OPP
Points Per Game	73.6	68.8
Rebounds Per Game	35.8	36.1
Field Goal Percentage	.442	.438
3-Point FG Percentage	.318	.325
Free Throw Percentage	.792	.623
Assists Per Game	15.4	11.0
Steals Per Game	8.1	6.3
Blocks Per Game	2.6	4.3

## Redhawks Third in the Nation Defending the Three

- The Redhawks rank third in the nation in 3-point percentage defense out of the 355 NCAA Division I teams.
- Opponents are shooting just 22.8 percent from downtown against Southeast Missouri this season.
- SEMO has held opponents to five or less 3-pointers made in five of its seven games in 2024-25.

## Washington, Jr. is Rolling

- Newcomer Teddy Washington, Jr. has scored double figures in six-straight games.
- Washington, Jr. recently scored a season-high 28 points against Kansas City (Nov. 30).
- He scored over 20 points for the second time this year. Washington, Jr. also dropped in 25 against Chattanooga (Nov. 17).
- Washington, Jr. turned in a double-double in back-to-back starts with 18 points and 12 rebounds vs. Crowley's Ridge (Nov. 13) and 25 points and 10 boards against Chattanooga (Nov. 17).
- He followed that up with 19 points at Central Arkansas (Nov. 21), 15 vs. UNC Asheville (Nov. 22) and 28 vs. Kansas City (Nov. 30).
- Washington, Jr. is Southeast Missouri's leading scorer with 18.3 points per game and tops the Redhawks with 7.1 rebounds per contest, 11 steals and 18 three-pointers made.
- He ranks second in the Ohio Valley Conference in scoring behind UT Martin's Josue Gullon (18.5 ppg).

## Stacker Returns

- After missing the first six games due to injury, Braxton Stacker made his 2024-25 debut against Kansas City on Nov. 30.
- Stacker came off the bench to score 10 points and grab three rebounds in 17 minutes.
- He also made 3-of-4 free throws and knocked down one 3-pointer against the Roos.

## Cole, Jr. and Terry Reach Double Figures

- Troy Cole, Jr. and Brendan Terry each scored double figures for the first time in their Southeast Missouri careers.
- Terry and Cole, Jr. finished with 14 and 13 points, respectively, against Kansas City (Nov. 30).
- Cole, Jr. played 17 minutes off the bench, made 5-of-7 field goals and pulled down five rebounds.
- Terry hit a near-perfect 6-of-7 field goals and grabbed six boards in 23 minutes.

## Balanced Scoring

- Southeast Missouri has had three or more players get double-digits in the scoring column during six of its first seven games this season.
- Guards BJ Ward and Teddy Washington, Jr. each lead the way with six double figure scoring games.
- Four Redhawks, including Washington, Jr. (18.3 ppg), Ward (13.1 ppg), Rob Martin (11.6 ppg) and Braxton Stacker (10.0 ppg) are averaging double-digit points.

## Martin Pours it On

- For the first time this season, point guard Rob Martin reached double figures in the scoring column.
- Martin tied a career-high 29 points to lead Southeast Missouri against Chattanooga (Nov. 17).
- It was the 20th double-digit game of his career and fourth game with 20 or more points.
- Martin scored double figures in three of his last four starts and is SEMO's third-leading scorer with 11.6 points per game.

## Home-Opening Beatdown

- Southeast Missouri picked up its first win of the season with a dominating 93-38 home-opening victory over Crowley's Ridge College (Nov. 13).
- The +55 margin of victory was the largest under Head Coach Brad Korn. It was also the

## SOUTHEAST MISSOURI BASKETBALL NOTES

**LIPSCOMB**  
**DECEMBER 5**



### 2024-25 OVC PRESEASON POLL

School	First-Place Votes	Pts.
Little Rock	20	200
Western Illinois	-	172
SIU Edwardsville	2	151
Tennessee State	-	134
Morehead State	-	131
Eastern Illinois	-	87
<b>Southeast Missouri</b>	<b>-</b>	<b>86</b>
Southern Indiana	-	79
Lindenwood	-	67
UT Martin	-	52
Tennessee Tech	-	51



### OVC Players to Watch

Rob Martin, G  
Teddy Washington, Jr., G

### OVC Newcomer of the Week

Teddy Washington, Jr., G, Dec. 2

second time the Redhawks beat an opponent by 50 or more points with Korn at the helm.

- It was SEMO's largest win since the Redhawks beat Central Baptist, 118-56 (+62), on Nov. 11, 2013.
- The Redhawks improved to 25-9 in home-openers since joining the NCAA Division I ranks in 1991-92.
- SEMO also began its home slate with a win for the ninth time in 13 years and posted a victory for the 16th time in 20 home-opening contests.
- The Redhawks are 2-1 at the Show Me Center thus far.

### Double-Digit Threes

- Southeast Missouri made 11 or more 3-pointers in a game three times this year.
- SEMO drained a season-high 12 threes at Vanderbilt (Nov. 10) and followed that up with 11 three days later vs. Crowley's Ridge College (Nov. 13). Most recently, the Redhawks had 12 three-pointers at Central Arkansas (Nov. 21).
- The Redhawks are second in the Ohio Valley Conference with 8.5 three-pointers made per game through seven contests.
- Teddy Washington, Jr. (18), BJ Ward (17) and Damarion Walkup (9) have combined for 44 of SEMO's 60 made threes.
- In 2023-24, SEMO made 10 or more 3-pointers just four times in 31 games. The Redhawks are already halfway to that mark in only three contests.

### Korn at the Show Me Center

- Brad Korn finished with a winning record at home each of his first four years as Southeast Missouri's head coach.
- Korn is 34-23 all-time at the Show Me Center.
- The Redhawks went 7-6 (2020-21), 8-5 (2021-22), 9-4 (2022-23) and 8-7 (2023-24)

at home since Korn took over as head coach.

- SEMO is 2-1 in Cape Girardeau this year.

### Double-Doubles

- Southeast Missouri players have accounted for three double-doubles through seven games this season.
- BJ Ward has one double-double and Teddy Washington, Jr. has two.
- In 2023-24, not one player had a double-double for SEMO during the entire season.

### Lowndes Cracks Starting Five

- John A. Logan College transfer Elliot Lowndes started each of Southeast Missouri's last three games.
- Lowndes grabbed eight rebounds in 15 minutes during his first career NCAA Division I start at Central Arkansas (Nov. 21).
- The next day, he scored five points and had four boards vs. UNC Asheville (Nov. 22).
- Lowndes is the Redhawks top shot blocker with seven this season.
- So far, SEMO has used three different starting lineup combinations through seven games.

### 20-Point Scorers

- The Redhawks had a 20-point scorer in each of its last four contests.
- BJ Ward registered 22 points at Vanderbilt (Nov. 10), Damarion Walkup dropped in 23 vs. Crowley's Ridge (Nov. 13), Rob Martin (29) and Teddy Washington, Jr. (25) went over 20 points vs. Chattanooga (Nov. 17) and Washington, Jr. scored 28 vs. Kansas City (Nov. 30).

### Non-Division I Opponents

- The Redhawks beat NAIA member Crowley's Ridge, 93-38, on Nov. 13 in the first of three games against non-Division I opponents on this year's schedule.

### 2024-25 OVC STANDINGS (AS OF DEC. 3)

School	OVC	Pct.	Overall	Pct.	Home	Away	Neutral	Streak
SIU Edwardsville	0-0	.000	5-4	.556	2-1	2-3	1-0	L1
Little Rock	0-0	.000	4-4	.500	2-0	2-4	0-0	W1
Southern Indiana	0-0	.000	4-4	.500	3-1	1-3	0-0	W3
Tennessee Tech	0-0	.000	4-4	.500	3-0	0-3	1-1	L1
Western Illinois	0-0	.000	4-4	.500	2-1	2-2	0-1	L1
Morehead State	0-0	.000	3-4	.429	2-0	1-3	0-1	W1
<b>Southeast Missouri</b>	<b>0-0</b>	<b>.000</b>	<b>3-4</b>	<b>.429</b>	<b>2-1</b>	<b>1-2</b>	<b>0-1</b>	<b>W1</b>
Tennessee State	0-0	.000	3-6	.333	3-1	0-3	0-2	L3
Eastern Illinois	0-0	.000	2-5	.286	2-0	0-5	0-0	W1
Lindenwood	0-0	.000	2-5	.286	1-0	0-4	1-1	L2
UT Martin	0-0	.000	2-5	.286	1-0	1-4	0-1	L5





- Southeast Missouri also hosts Saint Mary of the Woods (Dec. 15) and Westminster (Dec. 29) in non-conference action.
- SEMO is on a 38-game winning streak against non-Division I opponents.
- Head Coach Brad Korn is 9-0 all-time in such games. Korn is 2-0 vs. Missouri Baptist, 1-0 vs. William Woods, 1-0 vs. Harris-Stowe, 1-0 vs. Lindsey Wilson College, 1-0 vs. Webster College, 1-0 vs. Lyon College, 1-0 vs. Bethel (Tenn.) and 1-0 vs. Crowley's Ridge.
- The Redhawks have not allowed more than 61 points in each of their last seven meetings with non-Division I teams. SEMO outscored its opponents by a combined, 600-354 (+246), in that span.

### Ward Starts Strong

- BJ Ward is off to a nice start this 2024-25 season after scoring double figures in six of his first seven games.
- Ward was in the starting lineup the last six contests.
- He began the year with 17 points off the bench at Bradley (Nov. 4) and followed that up with a career-high 22 in his first start of the season at Vanderbilt (Nov. 10). Three days later, Ward registered 11 points and 10 rebounds for his first career double-double vs. Crowley's Ridge College (Nov. 13). He scored 13 vs. Chattanooga (Nov. 17), 19 at Central Arkansas (Nov. 21) and 10 vs. UNC Asheville (Nov. 22).
- Ward's six-game double-digit scoring streak to open the season is the longest of his career.
- He ranks second on the team in scoring with 13.1 points per game.
- Ward knocked down a career-best six 3-pointers against the Commodores and ranks second on the team with 17 treys.

### Redhawks Bury 12 Threes

- The Redhawks gave Vanderbilt all it could handle in their 85-76 loss on Nov. 10.
- Southeast Missouri made 12 three-pointers in the contest and, at one time, led by double figures early in the game.
- The Redhawks matched that total with 12 threes at Central Arkansas (Nov. 21).
- SEMO finished with 10 or more made threes in a game 29 times under Head Coach Brad Korn.

### Redhawks Drop Season-Opener

- Southeast Missouri dropped its season-opener at Missouri Valley Conference preseason favorite Bradley, 88-60, on Nov. 4.
- SEMO opened a season on the road for the seventh-straight year and 18th time in 19 seasons.
- The Redhawks fell to 13-21 in season-opening contests during their NCAA Division I era.
- SEMO also went to 3-2 in such games under Head Coach Brad Korn.
- The Redhawks last season-opening win was a 64-61 victory at South Florida on Nov. 7, 2022.

### Welcome to NCAA Division I Basketball

- Five players saw their first basketball action at the NCAA Division I level during Southeast Missouri's season-opener at Bradley (Nov. 4).
- Forward Brendan Terry and guard Troy Cole, Jr. each made their first career starts as Redhawks, while Damarion Walkup, Saxton Hoepker and Elliot Lowndes came off the bench.
- Terry (Pensacola State College), Cole, Jr. (Highland CC), Walkup (Olney Central College), Hoepker (Southwestern Illinois College) and Lowndes (John A. Logan College) are all junior college transfers.
- Fellow newcomer Teddy Washington, Jr. also made his first career start as a Redhawk. SEMO is Washington, Jr.'s second Division I school after spending the 2023-24 campaign at Texas A&M-Corpus Christi.

### Walkup Scores Double Figures in Division I Debut

- Damarion Walkup scored 11 points off the bench in his Southeast Missouri debut at Bradley (Nov. 4).
- Walkup made three field goals, including two from 3-point range and knocked down 3-of-4 free throws in 26 minutes.
- His 26 minutes were third-most against the Braves behind starters Teddy Washington, Jr. (28) and Rob Martin (27).
- Walkup scored SEMO's first points of the 2024-25 campaign on a layup with 18:38 left to play in the first half.
- He added 23 points for his second double-digit performance of the season vs. Crowley's Ridge (Nov. 13).

### About the Program

- Southeast Missouri is in its 118th season of basketball in 2024-25.
- This year marks SEMO's 34th as an NCAA Division I program.
- The Redhawks first moved to the NCAA Division I ranks in 1991-92.
- SEMO has a total of nine winning seasons at the NCAA Division I level.
- The Redhawks won one Ohio Valley Conference regular-season title (1999-2000), two OVC Tournament crowns (1999-2000, 2022-23) and advanced to the NCAA Tournament twice (1999-2000, 2022-23).
- SEMO has an all-time NCAA Division I record of 388-566 and is 213-328 in the OVC.

### Year Five for Korn

- Brad Korn is in his fifth year as Southeast Missouri's head coach.
- Korn's position at SEMO is his first as a head coach.
- He led the Redhawks to their first Ohio Valley Conference Tournament title and NCAA Tournament appearance in over two decades during the 2022-23 campaign.
- SEMO became the first #5 seed to win the OVC Tournament winning four games in four days along the way.
- Korn is 56-77 overall and 31-42 in the OVC.
- He was hired as the seventh head coach in SEMO's NCAA Division I era on Mar. 23, 2020.
- Korn has coached in eight NCAA Tournaments -- seven as an assistant coach and one as a head coach -- during his career.

### Roster Breakdown

- The 2024-25 roster consists of 14 players, including two seniors, eight juniors, three sophomores and one freshman.
- Rob Martin, BJ Ward, TJ Biel, David Idada, Mason Hanback, Braxton Stacker and Marques Bell are the returnees back from last season.
- SEMO added six transfers and one freshman to complete this year's team.

### Redhawks Picked Seventh in OVC Preseason Poll

- Southeast Missouri was picked seventh in the 2024-25 Ohio Valley Conference Men's Basketball Preseason Poll.
- SEMO accumulated 86 points in the overall voting by the OVC head men's basketball coaches.
- Little Rock was tabbed this year's preseason favorite with 200 points and 20 of the possible 22 first-place votes.

- The Trojans were one of three teams to share last year's OVC regular-season title along with Morehead State and UT Martin.
- Western Illinois (172 pts.), SIU Edwardsville (2 first-place votes, 151 pts.), Tennessee State (134 pts.), Morehead State (131 pts.) and Eastern Illinois (87 pts.) were also picked ahead of the Redhawks.
- Southern Indiana (79 pts.), Lindenwood (67 pts.), UT Martin (52 pts.) and Tennessee Tech (51 pts.) round out the 11-team predicted order of finish.

## Returning Starters

- Guards Rob Martin and Braxton Stacker are Southeast Missouri's returning starters.
- Martin led SEMO in scoring (11.9 ppg), assists (108), minutes (28.5 mpg) and free throw percentage (.885) during his first year with the Redhawks in 2023-24.
- He ranked fifth in the Ohio Valley Conference in assists and sixth in assist/turnover ratio (1.52).
- Stacker ranked fourth on the team in scoring with 7.4 points per game and topped the Redhawks in steals (29) and blocks (15).

## Byrd Joins Coaching Staff

- DJ Byrd was hired as an assistant coach to complete Southeast Missouri's staff for the 2024-25 season.
- Byrd was briefly at Barry University last summer before arriving in Cape Girardeau.
- Prior to that, he was on the men's basketball staff at Mercer University for five years.
- Byrd worked as a graduate assistant from 2017-19 at Purdue with 2019 NABC National Coach of the Year Matt Painter.
- A former standout as a player at Purdue, Byrd saw action in 130 career games and scored 880 points along the way.
- He made 195 three-pointers, ninth-most among Boilermaker career leaders.
- Byrd was the Big Ten Conference Sixth Man of the Year in 2012 helping lead Purdue to three NCAA Tournaments (2010, 2011, 2012).
- In 2010, the Boilermakers won the Big Ten Championship and advanced to the Sweet 16 before falling to the eventual NCAA National Champion Duke Blue Devils.

## November Wrap

- Southeast Missouri played seven games in November, its first month of the 2024-25 season.
- The Redhawks finished their first opening month with a 3-4 record.
- SEMO moved to 13-15 all-time in November games under Head Coach Brad Korn.

## 2025-26 Signees

- Southeast Missouri Trace Sadler and P.J. Farmer, both from local Sikeston High School, for 2025-26.
- Sadler is a 7-footer who averaged 4.5 rebounds and three blocks per game as a junior last season.
- Farmer, a versatile guard who is one of the top recruits in the state, averaged 14.3 points, 7.9 assists, 6.7 rebounds and 2.7 steals per game a year ago.
- Farmer is a Class 5 All-State selection who also had offers from Missouri and Ole Miss.

## 2024-25 Schedule

- Southeast Missouri will play 31 games, including 15 at the Show Me Center in 2024-25.
- SEMO's non-conference slate is comprised of 11 matchups, eight of which are against NCAA Division I opponents.
- The Redhawks begin the season with back-to-back road games at Missouri Valley Conference member Bradley (Nov. 4) and Southeastern Conference member Vanderbilt (Nov. 10).
- SEMO hosts NAIA affiliate Crowley's Ridge College (Nov. 13) in its home-opener. Crowley's Ridge is one of three non-Division I teams making trips to Cape Girardeau along with St. Mary of the Woods (Dec. 15) and Westminster (Dec. 29).
- The rest of the Redhawks non-conference slate features games at Central Arkansas (Nov. 21), Lipscomb (Dec. 5) and former Ohio Valley Conference foe Murray State (Dec. 8), a neutral site contest against UNC Asheville (Nov. 22) in Conway, Arkansas and home matchups with Chattanooga (Nov. 17) and Kansas City (Nov. 30).
- SEMO opens its 20-game OVC schedule at home prior to Christmas against Eastern Illinois (Dec. 19) and SIU Edwardsville (Dec. 21).
- For the second-straight year the league membership includes 11 teams (Eastern Illinois, Lindenwood, Little Rock, Morehead State, SEMO, SIU Edwardsville, Southern Indiana, Tennessee State, Tennessee Tech, UT Martin and Western Illinois).
- In 2024-25, the Conference schedule switches to a true round-robin slate of 20 games (after being 18 games a season ago).

**LIPSCOMB**  
**DECEMBER 5**



## Ohio Valley Conference Tournament

- The Ohio Valley Conference Board of Presidents voted to accept an agreement to hold the OVC Men's and Women's Basketball Championships at the Ford Center in Evansville, Indiana through the 2026 Championship.
- The agreement also includes an option for the 2027 Championship.
- The OVC Basketball Championships have been held in the venue since 2018. In September 2019, the OVC accepted a three-year agreement to continue hosting the event at the venue through 2023, and in December exercised an option for 2024.
- The Ford Center, which opened in November 2011, is an 11,000-seat arena located in the core of Evansville's downtown district. The 290,000-square foot facility serves as home of Evansville Thunderbolts of the Southern Professional Hockey League and the University of Evansville men's basketball team. The Ford Center also serves as host to numerous sporting events and concerts on an annual basis.
- The OVC Basketball Tournament is the fourth-oldest Division I Championship in the country; the men's event will be held for the 60th time this year.
- The top eight men's and women's teams, based upon Conference winning percentage, automatically earn access to the OVC Basketball Championship. The OVC Basketball Championships feature 14 games of basketball action spanning four days as teams compete to capture the OVC title and earn a bid to the NCAA Tournament.



# SOUTHEAST MISSOURI BASKETBALL NOTES



## 2024-25 SCHEDULE/RESULTS

### November (3-4)

4	at Bradley	ESPN+	L, 60-88
10	at Vanderbilt		L, 76-85
13	Crowley's Ridge College	ESPN+	W, 93-38
17	Chattanooga	ESPN+	L, 82-87
21	at Central Arkansas		W, 77-73 OT
22	vs. UNC Asheville!		L, 64-72
30	Kansas City	ESPN+	W, 80-59

### December (0-0, 0-0 OVC)

5	at Lipscomb		11 a.m.
8	at Murray State		3 p.m.
15	Saint Mary of the Woods	ESPN+	2 p.m.
19	Eastern Illinois*	ESPN+	7:30 p.m.
21	SIU Edwardsville*	ESPN+	3:45 p.m.
29	Westminster	ESPN+	2 p.m.

### January (0-0, 0-0 OVC)

2	at Tennessee State*	ESPN+	7:30 p.m.
4	at UT Martin*	ESPN+	3:30 p.m.
9	Southern Indiana*	ESPN+	7:30 p.m.
11	Morehead State*	ESPN+	3:45 p.m.
14	Little Rock*	ESPN+	7:30 p.m.
16	at Tennessee Tech*	ESPN+	7:30 p.m.
23	at Lindenwood*	ESPN+	7:30 p.m.
25	at Western Illinois*	ESPN+	3:30 p.m.
30	UT Martin*	ESPN+	7:30 p.m.

### February (0-0, 0-0 OVC)

1	Tennessee State*	ESPN+	3:45 p.m.
6	at Morehead State*	ESPN+	6:30 p.m.
8	at Southern Indiana*	ESPN+	7:30 p.m.
11	at Little Rock*	ESPN+	7 p.m.
15	Tennessee Tech*	ESPN+	3:45 p.m.
20	Western Illinois*	ESPN+	7:30 p.m.
22	Lindenwood*	ESPN+	3:45 p.m.
27	at SIU Edwardsville*	ESPN+	7:30 p.m.

### March (0-0, 0-0 OVC)

1	at Eastern Illinois*	ESPN+	3:30 p.m.
5	OVC Tournament	First Round	Evansville, Ind.
6	OVC Tournament	Quarterfinals	Evansville, Ind.
7	OVC Tournament	Semifinals	Evansville, Ind.
8	OVC Tournament	Championship	Evansville, Ind.

All games broadcast live on the radio at Real Rock 99.3 FM. All times Central and Subject to Change; Home Games in **Bold**; \* - Denotes Ohio Valley Conference Game ! - Game played in Conway, Ark.

## PROBABLE STARTERS



Guard  
5-10 / 170 / Jr.  
St. Louis, Mo. / Indiana State

1

## ROB MARTIN

- Started 35 of 38 games in his career.
- Leads the team with 25 assists and is third on the team with 11.6 points per game.
- Scored double figures a team-high 22 times in his career.
- Matched a career-high 29 points vs. Chattanooga (11/17).
- Transferred to SEMO from Indiana State.



Guard  
6-0 / 195 / So.  
St. Louis, Mo. / Chaminade

2

## BJ WARD

- Southeast Missouri's second-leading scorer with 13.1 points per game.
- Dropped in a career-high 22 points in his first start of the season at Vanderbilt (11/10).
- Scored double figures in six games.
- Ranks second on the team with 17 three-pointers made.



Guard  
6-2 / 175 / Sr.  
Blytheville, Ark. / Indiana State

10

## TEDDY WASHINGTON, JR.

- Started seven games.
- Southeast Missouri's top scorer (18.3 ppg) and rebounder (7.1 rpg). Also leads the team with 11 steals.
- Registered double figures in six-straight games.
- Turned in a double-double twice.
- One of six transfers on this year's roster.
- Joined SEMO from Texas A&M-Corpus Christi, where he saw action in 27 games and made one start in 2023-24.
- Ranked second on the team with 37 steals and had 10 multi-steal games.



Forward  
6-7 / 215 / Jr.  
Santa Monica, Calif. / Pensacola State College

15

## BRENDAN TERRY

- Started seven games.
- Averages 6.6 points per contest.
- Scored double figures for the first time with 14 points vs. Kansas City (11/30).
- Played two seasons at Pensacola State College.
- As a sophomore, started 20 games and averaged 7.7 points and seven rebounds as the team's top rebounder and fourth-leading scorer.



Forward  
7-0 / 220 / Jr.  
Carbondale, Ill. / John A. Logan College

30

## ELLIOT LOWNDES

- Started the last three games.
- Had eight rebounds in his first career NCAA Division I start at Central Arkansas (11/21).
- Averages 2.7 points and 4.1 rebounds.
- Is the Redhawks second-leading rebounder.

**SEMO**  
BASKETBALL



## MEDIA INFORMATION

**LIPSCOMB**  
**DECEMBER 5**



### Strategic Communications

The Southeast Missouri Strategic Communications Office is always willing to assist the media with their coverage of Redhawk basketball. All media and credential requests should be made to Associate Director of Athletics Jeff Honza. Should you need any information, feel free to call anytime, day or night. Honza can be reached at (573) 651-2933 (work) or (618) 528-1145 (mobile).

### In-Season Interview Policy

All of Southeast Missouri's basketball student-athletes and coaches will be available to the media throughout the 2024-25 season. Interviews should be arranged through the Southeast Missouri Strategic Communications Office. Interviews with players and coaches will be conducted either before or after practices during the season. Please let the Strategic Communications Office know if you plan to attend practice. Practices are held at either the Show Me Center or Student Recreation Center.

### Credentials

Credentials are required for entrance to the Show Me Center. To request season or single-game credentials, please contact Jeff Honza in the Southeast Missouri Strategic Communications Office by phone at (573) 651-2933 or email at [redhawk1@me.com](mailto:redhawk1@me.com) / [jhonza@semo.edu](mailto:jhonza@semo.edu). Credentials can be picked up at the NCAA Pass Gate located at the Southeast entrance of the Show Me Center. Southeast Missouri follows the guidelines set forth by the NCAA governing the issuance of credentials. Press credentials will be issued to accredited sports writers of daily and weekly newspapers. Photo passes will be issued to accredited members of the photo media working for newspapers and television stations. All credential requests should come from sports editors, directors or anchors. Spouses, dates and minors will not be permitted on Press Row or in the press areas at the Show Me Center. Any unauthorized use of credentials will result in revocation of credentials issued by Southeast Missouri State University and credential requests will not be honored for future SEMO athletic events.

### Press Row

Media will be assigned seats courtside on the north side of the Show Me Center. Press Row is reserved for working media







**SEMO BASKETBALL**  
**SEMO BASKETBALL**  
**SEMO BASKETBALL**  
**SEMO BASKETBALL**

**2024-25 RADIO SHOW SCHEDULE**  
**ALL SHOWS 12-1 P.M., CT**

DECEMBER 9 - WINGS ETC. CAPE GIRARDEAU  
DECEMBER 16 - WINGS ETC. JACKSON  
DECEMBER 23 - NO SHOW  
DECEMBER 30 - NO SHOW

JANUARY 6 - WINGS ETC. CAPE GIRARDEAU  
JANUARY 13 - WINGS ETC. CAPE GIRARDEAU  
JANUARY 20 - WINGS ETC. JACKSON  
JANUARY 27 - WINGS ETC. CAPE GIRARDEAU

FEBRUARY 3 - WINGS ETC. CAPE GIRARDEAU  
FEBRUARY 10 - WINGS ETC. JACKSON  
FEBRUARY 17 - WINGS ETC. CAPE GIRARDEAU  
FEBRUARY 24 - WINGS ETC. CAPE GIRARDEAU

NOTE: RADIO SHOW MAY START SOONER DEPENDING ON THE CONCLUSION OF THE SEMO FOOTBALL SEASON

only. Professional decorum is expected at all times. Cheering or outward expression is strictly prohibited.

### SEMORedhawks.com

Southeast Missouri's official athletics website is updated daily with information on all 15 sports available. Complete schedules, results, coaches and player bios, and other information can be accessed.

### Postgame Interviews

The Southeast Missouri Strategic Communications staff will make requested student-athletes available to the media at the conclusion of each game. Head Coach Brad Korn's first postgame responsibility after meeting with the team is his live radio show. Korn and selected student-athletes will address the media after every game and the opposing head coach will be available upon request. Korn will address any media immediately after his postgame radio obligation with the Redhawks Radio Network.

### Photographers/Videographers

Photographers and videographers working the floor level at the Show Me Center are required to shoot from behind the dash lines along the baselines and must sit on the floor in those areas. The Strategic Communications Department may identify other positions off the court where

photographers/videographers may work, provided the view is not blocked for fans. At no time may photographers/videographers work directly from behind the official scorer's table and team benches, and in front of any courtside signage. No tripods may be placed on or beside the court and flash photography is strictly prohibited.

### Live Stats

StatBroadcast Live is the exclusive live statistics platform of Southeast Missouri basketball. Live stats can be accessed at [Statb.us/I/SEMO](http://Statb.us/I/SEMO).

### Visiting Radio

A courtesy ethernet line is available for official visiting team radio use at the Show Me Center. If additional lines are needed, they must be secured by calling (573) 651-2275 at least one week in advance. Space along with ethernet lines and multiple live camera angles will be provided. Contact Jeff Honza for more information.

### Press Row Services

The Show Me Center is equipped with wireless internet. A member of the Strategic Communications staff will provide login information. Full statistical packets will be available following each game.



## HEAD COACH BRAD KORN



**Head Coach**  
**Fifth Year**  
**Southern Illinois, 2004**



## BRAD KORN

## Korn File

**Hometown:** Plano, Ill.

**Birthdate:** August 22, 1981

**Alma Mater:** Southern Illinois, 2004

**Education:** Bachelor's Marketing (Southern Illinois); Master's in Administrative Studies (Missouri State)

**Date Hired:** March 23, 2020

**Family:** Wife - Kristin; Daughters - Brielyn, Ashtyn

## By the Numbers

- 56 overall wins.
- 31 Ohio Valley Conference victories.
- 19 wins in 2022-23, SEMO's most in a season since 1999-2000.
- 10 OVC wins in 2022-23, SEMO's most in a season since 1999-2000.
- 10 OVC Commissioner's Honor Roll selections.
- 6 OVC Freshman of the Week honorees.
- 5 OVC Players of the Week honorees.
- 4 OVC Newcomers of the Week honorees.
- 2 OVC First-Team selections.
- 2 OVC Second-Team selections.
- 2 OVC All-Tournament Team selections.
- 2 1,000-point scorers.
- 1 OVC Tournament Championship (2022-23).
- 1 NCAA Tournament Appearance (2022-23, First Four).
- 1 OVC Tournament Most Valuable Player.

## Career Highlights

- Officially hired as the seventh head coach in Southeast Missouri's NCAA Division I era on March 23, 2020.
- Began his first head coaching job in the middle of a COVID-19 pandemic during the 2020-21 season.
- Brought the national spotlight back on SEMO basketball when his 2022-23 team won the OVC Tournament title and advanced to the NCAA Tournament. It was the program's first OVC Tournament crown and NCAA Tournament appearance in over two decades.
- SEMO became the first #5 seed to ever win the OVC Tournament after winning four games in four days during the 2022-23 campaign. Along the way, the Redhawks knocked off the tourney's top two seeds in #1 Morehead State and #2 Tennessee Tech to claim the title.
- The Redhawks faced Texas A&M-Corpus Christi in the NCAA First Four on Mar. 14, 2023. SEMO's 2022-23 season ended with a close

75-71 loss in that game.

- SEMO snapped a streak of eight-straight losing seasons with its 19-17 record during 2022-23.
- It was the first time the Redhawks had both winning overall and OVC records in a season since 2004-05.
- The historic 2022-23 season received unprecedented media attention. Brad Korn and Chris Harris were featured in a live interview with Inside College Basketball studio hosts Clark Kellogg, Seth Davis, Greg Gumbel and Jay Wright on Selection Sunday prior to the Atlantic 10 Championship game.
- Became just the second head coach in SEMO basketball history to lead his team to back-to-back trips to the OVC Tournament semifinals (2021-22, 2022-23).
- The OVC Tournament semifinal appearance in 2021-22 was SEMO's first in 17 years.
- Academically, Korn's 2023-24 team completed the academic year with a 3.09 grade point average helping lift SEMO Athletics to a department record 3.44 spring GPA.

## Coaching Experience

- 2004-06 - Graduate Assistant, Southern Illinois
- 2006-12 - Assistant Coach, Southern Illinois
- 2012-13 - Director of Operations, Kansas State
- 2013-16 - Assistant Coach, Missouri State
- 2016-20 - Assistant Coach, Kansas State
- 2020-present - Head Coach, Southeast Missouri

## Previous Experience

- Korn spent five years at Big 12 Conference member Kansas State working four seasons as an assistant coach and one as the program's Director of Operations.
- In his final four years back at K-State after returning following a three-year stint at Missouri State, Korn helped the Wildcats to 82 wins and three-straight NCAA Tournaments.
- K-State posted consecutive 25-win campaigns for the first time in school history (2017-18, 2018-19).
- Spent one season on Bruce Weber's inaugural staff at K-State as Director of Operations, helping lead the Wildcats to a 27-8 record and their first-ever Big 12 regular-season title in 2012-13.
- Overall, Korn has 19 years of Division I coaching experience.
- Returned to Manhattan, Kansas in May, 2016 after three seasons at Missouri State, where he was an assistant coach under Paul Lusk.
- Before his first stint at K-State, Korn spent eight years at his alma mater, Southern Illinois, including his final six seasons as a full-time





**HEAD COACH BRAD KORN****LIPSCOMB**  
**DECEMBER 5**

assistant under Chris Lowery.

- During his time at SIU, Korn helped lead the Salukis to a 145-116 record, four postseason appearances, two Missouri Valley Conference championships and one State Farm Missouri Valley Tournament title. The 2006-07 SIU team advanced to the Sweet 16 with Korn on the coaching staff.

**Playing Experience**

- Korn helped the Salukis through one of their greatest periods of success from 1999 to 2004.
- The squad went from 16 wins his redshirt-freshman season to three consecutive NCAA Tournament appearances under head coaches Bruce Weber and Matt Painter.
- He was part of three Missouri Valley Conference regular-season championships.
- The 6-foot-9 forward saw action in 121 games in his career, averaging 5.2 points and 2.3 rebounds in 14.5 minutes per game.
- As a senior, Korn averaged 9.7 points on 41 percent shooting with four rebounds and 1.9 assists in helping lead SIU to 25 wins and a 17-1 mark in MVC play.
- He was named to the MVC's Most Improved Team.

**KORN YEAR-BY-YEAR**

Year	School	Assignment	Record	Conf./Fin.	Postseason
2004-05	Southern Illinois	Graduate Asst.	27-8	15-3/1st	NCAA Second Round
2005-06	Southern Illinois	Graduate Asst.	22-11	12-6/2nd	NCAA First Round
2006-07	Southern Illinois	Assistant Coach	29-7	15-3/1st	NCAA Sweet 16
2007-08	Southern Illinois	Assistant Coach	18-15	11-7/3rd	NIT Second Round
2008-09	Southern Illinois	Assistant Coach	13-18	8-10/5th	-
2009-10	Southern Illinois	Assistant Coach	15-15	6-12/9th	-
2010-11	Southern Illinois	Assistant Coach	13-19	5-13/8th	-
2011-12	Southern Illinois	Assistant Coach	8-23	6-13/9th	-
2012-13	Kansas State	Dir. of Operations	27-8	14-4/1st	NCAA Second Round
2013-14	Missouri State	Assistant Coach	20-13	9-9/4th	CIT Tournament
2014-15	Missouri State	Assistant Coach	11-20	5-13/8th	-
2015-16	Missouri State	Assistant Coach	13-19	8-10/7th	-
2016-17	Kansas State	Assistant Coach	21-14	8-10/6th	NCAA First Round
2017-18	Kansas State	Assistant Coach	25-12	10-8/4th	NCAA Elite Eight
2018-19	Kansas State	Assistant Coach	25-9	14-4/1st	NCAA First Round
2019-20	Kansas State	Assistant Coach	11-21	3-15/10th	-
2020-21	Southeast Missouri	Head Coach	11-16	9-11/7th	-
2021-22	Southeast Missouri	Head Coach	14-18	8-9/4th	-
2022-23	Southeast Missouri	Head Coach	19-17	10-8/5th	OVC Tournament Champs NCAA First Four
2023-24	Southeast Missouri	Head Coach	9-22	4-14/10th	-
2024-25	Southeast Missouri	Head Coach	3-4		

**Overall Record:** 56-77  
**Record at SEMO:** 56-77, 31-42 Ohio Valley Conference (5 years)  
**Record as**  
**College Assistant:** 222-205  
**Record as**  
**Grad Assistant:** 49-19





## ASSISTANT COACHES



Third Year  
Eastern Illinois, 2004

**ASSOCIATE HEAD COACH**



## J.R. REYNOLDS

- In his third year at Southeast Missouri.
- Spent his first two seasons as an assistant coach before being promoted to associate head coach on Sept. 9, 2024.
- Worked five years as an assistant coach at Miami (Ohio) and four seasons as an assistant at his alma mater, Eastern Illinois.
- Was a graduate assistant at Purdue, as well and began his coaching career at Southern Illinois College.



Second Year  
Missouri Baptist, 2013

**ASSISTANT COACH**



## LADON CHAMPAGNIE

- Enters his second year as a full-time assistant coach.
- Initially joined the Southeast Missouri staff as Director of Operations, where he spent two years.
- Worked five years as head boys basketball coach at Bishop DuBourg High School.
- Began his basketball coaching career at Westminster Christian Academy, where he spent four years.



Second Year  
Greenville College, 2016

**ASSISTANT COACH/OPERATIONS**



## RYAN STROHM

- Starts his second year at Southeast Missouri.
- Was elevated to assistant coach/operations on Sept. 9, 2024.
- Oversees team budgets, coordinates travel plans for away games and supervises managers, while providing support to academic programs and other areas in addition to his coaching duties.
- Coached at Huntington for three years before joining the SEMO staff.



First Year  
Purdue, 2013

**ASSISTANT COACH**



## DJ BYRD

- Newest addition to Southeast Missouri's coaching staff.
- Starts his first year at SEMO following a brief stint at Barry University and five years at Mercer University.
- Worked as a graduate assistant at Purdue, where he was a standout player.
- Saw action in 130 career games and scored 890 points helping lead Purdue to three NCAA Tournaments (2010, 2011, 2012).
- Was the Big Ten Conference Sixth Man of the Year in 2012.

## 2024-25 ROSTER

LIPSCOMB  
DECEMBER 5

## Numerical

No.	Name	Pos.	Ht.	Wt.	Cl.	Hometown/High School/College
1	Rob Martin	G	5-10	170	Jr.	St. Louis, Mo./Christian Brothers/Indiana State
2	BJ Ward	G	6-0	195	So.	St. Louis, Mo./Chaminade College Prep School
3	Damarion Walkup	G	6-3	195	So.	Bowling Green, Ky./Warren Central/Olney Central College
4	Troy Cole, Jr.	G	6-5	200	Jr.	Donaldsonville, La./Donaldsonville/Highland CC
5	TJ Biel	G	6-7	205	Sr.	Calgary, Alberta, Canada/Edge School/Triton College
10	Teddy Washington, Jr.	G	6-2	175	Sr.	Blytheville, Ark./Blytheville/Texas A&M-Corpus Christi
15	Brendan Terry	F	6-7	215	Jr.	Santa Monica, Calif./Crossroads/Pensacola State College
18	David Idada	C	7-0	265	Jr.	Barendrecht, Netherlands/Golden State Prep
22	Saxton Hoepker	F	6-8	215	Jr.	Nashville, Ill./Nashville/Southwestern Illinois College
25	Jay Reynolds	G	6-4	190	Fr.	Cape Girardeau, Mo./Central H.S.
30	Elliot Lowndes	F	7-0	220	Jr.	Carbondale, Ill./Cobden/John A. Logan College
35	Mason Hanback	C	7-0	255	Jr.	Jackson, Tenn./Tennessee Prep
44	Braxton Stacker	G	6-5	205	Jr.	Fairview Heights, Ill./Cardinal Ritter/Murray State
55	Marques Bell	G	6-3	185	So.	Kansas City, Mo./Park Hill H.S.

## Alphabetical

No.	Name	Pos.	Ht.	Wt.	Cl.	Hometown/High School/College
55	Marques Bell	G	6-3	185	So.	Kansas City, Mo./Park Hill H.S.
5	TJ Biel	G	6-7	205	Sr.	Calgary, Alberta, Canada/Edge School/Triton College
4	Troy Cole, Jr.	G	6-5	200	Jr.	Donaldsonville, La./Donaldsonville/Highland CC
35	Mason Hanback	C	7-0	255	Jr.	Jackson, Tenn./Tennessee Prep
22	Saxton Hoepker	F	6-8	215	Jr.	Nashville, Ill./Nashville/Southwestern Illinois College
18	David Idada	C	7-0	265	Jr.	Barendrecht, Netherlands/Golden State Prep
30	Elliot Lowndes	F	7-0	220	Jr.	Carbondale, Ill./Cobden/John A. Logan College
1	Rob Martin	G	5-10	170	Jr.	St. Louis, Mo./Christian Brothers/Indiana State
25	Jay Reynolds	G	6-4	190	Fr.	Cape Girardeau, Mo./Central H.S.
44	Braxton Stacker	G	6-5	205	Jr.	Fairview Heights, Ill./Cardinal Ritter/Murray State
15	Brendan Terry	F	6-7	215	Jr.	Santa Monica, Calif./Crossroads/Pensacola State College
3	Damarion Walkup	G	6-3	195	So.	Bowling Green, Ky./Warren Central/Olney Central College
2	BJ Ward	G	6-0	195	So.	St. Louis, Mo./Chaminade College Prep School
10	Teddy Washington, Jr.	G	6-2	175	Sr.	Blytheville, Ark./Blytheville/Texas A&M-Corpus Christi

**Head Coach:** Brad Korn (Fifth Year)**Associate Head Coach:** J.R. Reynolds (Third Year)**Assistant Coaches:** LaDon Champagnie (Second Year), Ryan Strohm (Second Year), DJ Byrd (First Year)**Graduate Assistant:** Sam Bledsoe **Managers:** Brett Hassel, Connor Cameron, Mason Oliver, Steven Creaghan

## Breakdown by Class

Total Squad Members.....	14
Seniors.....	2
Juniors.....	8
Sophomores.....	3
Freshmen.....	1

## Geographical

Arkansas.....	1
California.....	1
Canada.....	1
Illinois.....	3
Kentucky.....	1
Louisiana.....	1
Missouri.....	4
Netherlands.....	1
Tennessee.....	1

## By Position

Center.....	2
Forward.....	3
Guard.....	9

## Pronunciations

Marqueas Bell.....	mar-KEZ
TJ Biel.....	beel
Mason Hanback.....	hand-back
Saxton Hoepker.....	HEP-kerr
David Idada.....	EE-dah-dah
Ellot Lowndes.....	lownds
	(like mounds)



# SOUTHEAST MISSOURI BASKETBALL NOTES



## 2024-25 RADIO/TV ROSTER



**1** | **Rob Martin**  
G / 5-10 / 170 / Jr.  
St. Louis, Mo.



**2** | **BJ Ward**  
G / 6-0 / 195 / So.  
St. Louis, Mo.



**3** | **Damarion Walkup**  
G / 6-3 / 195 / So.  
Bowling Green, Ky.



**4** | **Troy Cole, Jr.**  
G / 6-5 / 200 / Jr.  
Donaldsonville, La.



**5** | **TJ Biel**  
G / 6-7 / 205 / Sr.  
Calgary, Alberta




**10** | **Teddy Washington, Jr.**  
G / 6-2 / 175 / Jr.  
Blytheville, Ark.



**15** | **Brendan Terry**  
F / 6-7 / 215 / Jr.  
Santa Monica, Calif.



**18** | **David Idada**  
C / 7-0 / 265 / Jr.  
Barendrecht, Netherlands




**22** | **Saxton Hoepker**  
F / 6-8 / 215 / Jr.  
Nashville, Ill.



**25** | **Jay Reynolds**  
G / 6-4 / 190 / Fr.  
Cape Girardeau, Mo.



**30** | **Elliot Lowndes**  
F / 7-0 / 220 / Jr.  
Carbondale, Ill.



**35** | **Mason Hanback**  
C / 7-0 / 255 / Jr.  
Jackson, Tenn.



**44** | **Braxton Stacker**  
G / 6-5 / 205 / Jr.  
Fairview Heights, Ill.



**55** | **Marqueas Bell**  
G / 6-3 / 185 / So.  
Kansas City, Mo.



**Brad Korn**  
Head Coach  
Fifth Year




**J.R. Reynolds**  
Associate Head Coach  
Third Year



**LaDon Champagnie**  
Assistant Coach  
Second Year



**Ryan Strohm**  
Assistant Coach/Operations  
Second Year



**DJ Byrd**  
Assistant Coach  
First Year



**Sam Bledsoe**  
Graduate Assistant  
First Year



**Brett Hassell**  
Manager



**Connor Cameron**  
Manager



**Mason Oliver**  
Manager



**Steven Creaghan**  
Manager



# SOUTHEAST MISSOURI BASKETBALL NOTES

## 2024-25 OVERALL STATISTICS



### Game Records

Record	Overall	Home	Away	Neutral
ALL GAMES	3-4	2-1	1-2	0-1
CONFERENCE	0-0	0-0	0-0	0-0
NON-CONFERENCE	3-4	2-1	1-2	0-1

### Score by Periods

Team	1st	2nd	OT	TOT
Southeast Mo. St.	260	261	11	532
Opponents	233	262	7	502

### Team Box Score

No. Player					Total		3-Point		F-Throw		Rebounds													
		GP-GS	MIN	AVG	FG-FGA	FG%	3FG-3FGA	3FG%	FT-FTA	FT%	OFF	DEF	TOT	AVG	PF	DQ	A	TO	BLK	STL	PTS	AVG		
10	WASHINGTON, JR., Teddy	7-7	215:49	30.8	51-122	.418	18-60	.300	8-12	.667	6	44	50	7.1	15	1	19	14	2	11	128	18.3		
2	WARD, BJ	7-6	200:50	28.7	33-72	.458	17-37	.459	9-9	1.000	5	16	21	3.0	23	2	21	10	0	9	92	13.1		
1	MARTIN, Rob	7-7	212:58	30.4	32-79	.405	4-18	.222	13-18	.722	4	11	15	2.1	18	1	25	7	1	3	81	11.6		
44	STACKER, Braxton	1-0	17:09	17.2	3-8	.375	1-4	.250	3-4	.750	1	2	3	3.0	1	0	2	0	1	1	10	10.0		
3	WALKUP, Damarion	7-0	132:40	19.0	15-40	.375	9-29	.310	9-11	.818	5	14	19	2.7	9	0	7	7	1	5	48	6.9		
15	TERRY, Brendan	7-7	125:07	17.9	19-30	.633	0-0	.000	8-14	.571	8	15	23	3.3	18	1	6	11	3	10	46	6.6		
4	COLE, JR., Troy	7-4	118:28	16.9	16-36	.444	2-12	.167	7-12	.583	3	13	16	2.3	14	1	0	5	0	7	41	5.9		
5	BIEL, TJ	7-1	112:22	16.1	9-25	.360	7-16	.438	5-9	.556	6	19	25	3.6	11	0	3	5	4	1	30	4.3		
55	BELL, Marqueas	6-0	69:42	11.6	7-16	.438	2-5	.400	4-5	.800	2	15	17	2.8	7	0	4	6	0	1	20	3.3		
30	LOWNDES, Elliot	7-3	97:37	13.9	8-18	.444	0-6	.000	3-6	.500	5	24	29	4.1	15	0	4	1	7	3	19	2.7		
18	IDADA, David	7-0	63:03	9.0	5-8	.625	0-0	.000	0-4	.000	9	5	14	2.0	4	0	1	6	0	2	10	1.4		
22	HOEPKER, Saxton	5-0	34:16	6.9	2-6	.333	0-2	.000	0-0	.000	4	5	9	1.8	5	0	0	0	1	2	4	0.8		
35	HANBACK, Mason	4-0	24:59	6.2	1-3	.333	0-0	.000	1-2	.500	1	2	3	0.8	4	0	2	0	0	1	3	0.8		
Team											7	7	14					2						
Total		7	1425		201-463	.434	60-189	.317	70-106	.660	66	192	258	36.9	144	6	94	74	20	56	532	76.0		
Opponents		7	1425		164-414	.396	37-162	.228	137-186	.737	73	204	277	39.6	105	1	71	99	22	45	502	71.7		

### Team Statistics

	SEMO	OPP
<b>Scoring</b>	<b>532</b>	<b>502</b>
Points per game	76.0	71.7
Scoring margin	+4.3	-
<b>Field goals-att</b>	<b>201-463</b>	<b>164-414</b>
Field goal pct	.434	.396
<b>3 point fg-att</b>	<b>60-189</b>	<b>37-162</b>
3-point FG pct	.317	.228
3-pt FG made per game	8.6	5.3
<b>Free throws-att</b>	<b>70-106</b>	<b>137-186</b>
Free throw pct	.660	.737
F-Throws made per game	10.0	19.6
<b>Rebounds</b>	<b>258</b>	<b>277</b>
Rebounds per game	36.9	39.6
Rebounding margin	-2.7	-
<b>Assists</b>	<b>94</b>	<b>71</b>
Assists per game	13.4	10.1
<b>Turnovers</b>	<b>74</b>	<b>99</b>
Turnovers per game	10.6	14.1
Turnover margin	+3.6	-
Assist/turnover ratio	1.3	0.7
<b>Steals</b>	<b>56</b>	<b>45</b>
Steals per game	8.0	6.4
<b>Blocks</b>	<b>20</b>	<b>22</b>
Blocks per game	2.9	3.1
<b>Winning streak</b>	<b>1</b>	<b>-</b>
Home win streak	1	-
<b>Attendance</b>	<b>2215</b>	<b>12025</b>
Home games-Avg/Game	3-738	3-4008
Neutral site-Avg/Game	-	1-125

### Team Results

Date	Opponent		Score	Att.
11/04/2024	at Bradley	L	60-88	5014
11/10/2024	at Vanderbilt	L	76-85	5700
11/13/2024	Crowley's Ridge	W	93-38	745
11/17/2024	Chattanooga	L	82-87	580
11/21/2024	at Central Ark.	Wot	77-73	1311
11/22/2024	vs UNC Asheville	L	64-72	125
11/30/2024	Kansas City	W	80-59	890

# SOUTHEAST MISSOURI BASKETBALL NOTES



## 2023-24 FINAL OVC STATISTICS

### Game Records

Record	Overall	Home	Away	Neutral
ALL GAMES	4-14	3-6	1-8	0-0
CONFERENCE	4-14	3-6	1-8	0-0
NON-CONFERENCE	0-0	0-0	0-0	0-0

### Score by Periods

Team	1st	2nd	OT	TOT
Southeast Mo. St.	543	611	19	1173
Opponents	626	678	17	1321

### Team Box Score

No.	Player				Total		3-Point		F-Throw		Rebounds											
		GP-GS	MIN	AVG	FG-FGA	FG%	3FG-3FGA	3FG%	FT-FTA	FT%	OFF	DEF	TOT	AVG	PF	DQ	A	TO	BLK	STL	PTS	AVG
1	MARTIN, Rob	18-15	496:44	27.6	86-203	.424	25-62	.403	37-41	.902	10	27	37	2.1	51	0	66	41	1	19	234	13.0
21	EARLEY, Josh	17-17	408:14	24.0	99-175	.566	0-0	.000	19-31	.613	31	74	105	6.2	21	0	11	24	7	4	217	12.8
3	SMART, Aquan	16-10	346:43	21.7	43-125	.344	4-26	.154	33-44	.750	3	46	49	3.1	51	1	32	27	4	15	123	7.7
44	STACKER, Braxton	17-14	362:53	21.3	38-85	.447	8-25	.320	42-48	.875	19	36	55	3.2	42	1	12	13	8	18	126	7.4
55	BELL, Marqueas	15-5	234:10	15.6	32-73	.438	5-14	.357	25-36	.694	4	38	42	2.8	16	0	17	15	1	10	94	6.3
11	EURSHER, Evan	18-9	429:38	23.9	36-118	.305	27-74	.365	4-4	1.000	14	49	63	3.5	31	0	16	12	1	8	103	5.7
4	LARSON, Adam	18-13	360:17	20.0	30-77	.390	20-53	.377	10-18	.556	7	21	28	1.6	25	0	9	9	5	6	90	5.0
33	BRANSON, Dylan	6-2	132:14	22.0	9-28	.321	0-9	.000	4-5	.800	12	12	24	4.0	24	3	10	10	0	5	22	3.7
2	WARD, BJ	17-2	273:54	16.1	25-82	.305	5-34	.147	6-11	.545	3	14	17	1.0	10	0	25	14	0	8	61	3.6
5	BIEL, TJ	18-2	301:44	16.8	19-63	.302	8-29	.276	14-22	.636	16	24	40	2.2	28	0	6	10	5	6	60	3.3
10	IDADA, David	16-1	142:44	8.9	10-20	.500	0-0	.000	8-20	.400	17	25	42	2.6	34	1	3	10	4	5	28	1.8
35	HANBACK, Mason	15-0	110:52	7.4	6-16	.375	0-0	.000	0-0	.000	8	14	22	1.5	22	0	1	10	5	0	12	0.8
22	ELKAMIL, Gavyn	5-0	24:54	5.0	1-3	.333	1-3	.333	0-0	.000	0	2	2	0.4	2	0	0	0	0	0	3	0.6
Team											12	13	25				6					
Total		18	3625		434-1068	.406	103-329	.313	202-280	.721	156	395	551	30.6	357	6	208	201	41	104	1173	65.2
Opponents		18	3625		462-1009	.458	90-309	.291	307-418	.734	169	489	658	36.6	276	7	218	224	65	110	1321	73.4

### Team Statistics

	SEMO	OPP
<b>Scoring</b>	<b>1173</b>	<b>1321</b>
Points per game	65.2	73.4
Scoring margin	-8.2	-
<b>Field goals-att</b>	<b>434-1068</b>	<b>462-1009</b>
Field goal pct	.406	.458
<b>3 point fg-att</b>	<b>103-329</b>	<b>90-309</b>
3-point FG pct	.313	.291
3-pt FG made per game	5.7	5.0
<b>Free throws-att</b>	<b>202-280</b>	<b>307-418</b>
Free throw pct	.721	.734
F-Throws made per game	11.2	17.1
<b>Rebounds</b>	<b>551</b>	<b>658</b>
Rebounds per game	30.6	36.6
Rebounding margin	-5.9	-
<b>Assists</b>	<b>208</b>	<b>218</b>
Assists per game	11.6	12.1
<b>Turnovers</b>	<b>201</b>	<b>224</b>
Turnovers per game	11.2	12.4
Turnover margin	+1.3	-
Assist/turnover ratio	1.0	1.0
<b>Steals</b>	<b>104</b>	<b>110</b>
Steals per game	5.8	6.1
<b>Blocks</b>	<b>41</b>	<b>65</b>
Blocks per game	2.3	3.6
<b>Winning streak</b>	<b>1</b>	<b>-</b>
Home win streak	0	-
<b>Attendance</b>	<b>12266</b>	<b>15280</b>
Home games-Avg/Game	9-1363	9-1698
Neutral site-Avg/Game	-	0-0

### Team Results

Date	Opponent		Score	Att.
12/29/2023	Southern Ind.	Wot	93-91	1470
12/31/2023	Morehead St.	L	64-83	1849
01/04/2024	at Western Ill.	L	61-68	629
01/11/2024	Lindenwood	L	68-74	1175
01/13/2024	at Tennessee Tech	L	59-70	1210
01/20/2024	SIUE	W	52-47	2142
01/25/2024	at UT Martin	L	58-84	1521
01/27/2024	at Little Rock	L	61-66	1356
01/30/2024	at Lindenwood	L	54-58	1986
02/03/2024	Western Ill.	L	55-76	1060
02/08/2024	Tennessee Tech	W	88-69	1056
02/10/2024	Tennessee St.	L	74-77	1134
02/15/2024	at Eastern Ill.	L	57-75	1369
02/17/2024	at SIUE	L	76-80	2233
02/22/2024	Little Rock	L	61-83	1013
02/24/2024	UT Martin	L	72-82	1367
02/29/2024	at Morehead St.	L	50-72	3105
03/02/2024	at Southern Ind.	W	70-66	1871



# SOUTHEAST MISSOURI BASKETBALL NOTES

## 2024-25 STATISTICS

**LIPSCOMB**  
**DECEMBER 5**



### Comparison Game-by-Game (SEMO/Opponent)

Opponent	1st	2nd	Score	Mar	Total FG	FG Pct	3-Pointers	3FG Pct	Free Throws	FT Pct	Rebounds (Mar)	Assist	T/Over	Block	Steal	Fouls
Bradley	29/46	31/42	60-88	(28)	24-57/30-54	.421/.556	6-23/10-23	.261/.435	6-10/18-25	.600/.720	27/36 (9)	8/15	17/16	2/3	11/10	20/10
Vanderbilt	38/40	38/45	76-85	(9)	28-63/25-65	.444/.385	12-25/3-25	.480/.120	8-13/32-41	.615/.780	32/53 (21)	18/10	8/9	3/6	3/7	31/18
Crowley's Ridge Coll.	47/17	46/21	93-38	+55	37-76/16-59	.487/.271	11-35/3-23	.314/.130	8-10/3-5	.800/.600	50/28 +22	22/9	9/18	5/1	10/7	8/12
Chattanooga	45/45	37/42	82-87	(5)	33-70/28-58	.471/.483	6-26/9-26	.231/.346	10-17/22-31	.588/.710	31/38 (7)	13/12	8/15	3/2	9/2	24/15
Central Arkansas	34/34	32/32	77-73	+4	27-68/24-62	.397/.387	12-35/3-21	.343/.143	11-17/22-32	.647/.688	42/43 (1)	11/8	13/13	2/2	5/11	22/17
UNC Asheville	27/30	37/42	64-72	-8	22-63/24-59	.349/.407	5-19/4-17	.235/.263	15-21/20-29	.714/.690	37/46 (9)	7/10	7/9	2/4	4/5	21/19
Kansas City	40/21	40/38	80-59	+21	30-66/17-57	.455/.298	8-26/5-27	.308/.185	12-18/20-23	.667/.870	39/33 +6	15/7	12/19	3/4	14/3	18/14
Lipscomb																
Murray State																
St. Mary of the Woods																
Eastern Illinois																
SIU Edwardsville																
Westminster																
Tennessee State																
UT Martin																
Southern Indiana																
Morehead State																
Little Rock																
Tennessee Tech																
Lindenwood																
Western Illinois																
UT Martin																
Tennessee State																
Morehead State																
Southern Indiana																
Little Rock																
Tennessee Tech																
Western Illinois																
Lindenwood																
SIU Edwardsville																
Eastern Illinois																

### Points in the Paint, Second Chance Points, Points Off Turnovers, Fastbreak Points, Bench Points

Opponent	W/L	POINTS IN THE PAINT		2ND CHANCE POINTS		POINTS OFF TURNOVERS		FAST BREAK POINTS		BENCH POINTS	
		SEMO	OPP.	SEMO	OPP.	SEMO	OPP.	SEMO	OPP.	SEMO	OPP.
Bradley	L	26	34	9	11	19	25	5	12	37	37
Vanderbilt	L	22	42	0	22	8	12	2	2	16	33
Crowley's Ridge Coll.	W	44	22	13	1	19	9	11	5	46	21
Chattanooga	L	34	34	4	7	17	4	12	9	6	39
Central Arkansas	W	36	22	4	9	14	7	12	12	22	16
UNC Asheville	L	28	34	8	13	8	12	7	8	14	14
Kansas City	W	34	22	10	14	22	8	13	11	30	32
Lipscomb											
Murray State											
St. Mary of the Woods											
Eastern Illinois											
SIU Edwardsville											
Westminster											
Tennessee State											
UT Martin											
Southern Indiana											
Morehead State											
Little Rock											
Tennessee Tech											
Lindenwood											
Western Illinois											
UT Martin											
Tennessee State											
Morehead State											
Southern Indiana											
Little Rock											
Tennessee Tech											
Western Illinois											
Lindenwood											
SIU Edwardsville											
Eastern Illinois											

# SOUTHEAST MISSOURI BASKETBALL NOTES



2024-25 STATISTICS

## Game-by-Game Leaders

Opponent	W/L	Score	Points	Rebounds	Assists	Blocks	Steals
Bradley	L	60-88	Ward - 17	Washington, Jr. - 5	Martin - 3	Terry, Biel - 1	Ward - 3
Vanderbilt	L	76-85	Ward - 22	Biel - 6	Ward - 5	Terry, Washington, Biel - 1	Washington, Jr. - 2
Crowley's Ridge Coll.	W	93-38	Walkup - 23	Ward, Washington, Jr. - 10	Martin, Ward - 7	Lowndes - 2	Terry - 3
Chattanooga	L	82-87	Martin - 29	Washington, Jr. - 10	Washington, Jr. - 4	Lowndes - 2	Washington, Jr. - 3
Central Arkansas	W	77-73 <sup>OT</sup>	Ward, Washington - 19	Lowndes, Washington - 8	Four tied - 2	Walkup, Biel - 1	Terry - 2
UNC Asheville	L	64-72	Washington, Jr. - 15	Terry - 8	Washington, Jr. - 3	Martin, Lowndes - 1	Washington, Jr. - 2
Kansas City	W	80-59	Washington, Jr. - 28	Terry, Ward - 6	Martin - 4	Lowndes - 2	Ward - 3
Lipscomb							
Murray State							
St. Mary of the Woods							
Eastern Illinois							
SIU Edwardsville							
Westminster							
Tennessee State							
UT Martin							
Southern Indiana							
Morehead State							
Little Rock							
Tennessee Tech							
Lindenwood							
Western Illinois							
UT Martin							
Tennessee State							
Morehead State							
Southern Indiana							
Little Rock							
Tennessee Tech							
Western Illinois							
Lindenwood							
SIU Edwardsville							
Eastern Illinois							

## 2024-25 STATISTICS

LIPSCOMB  
DECEMBER 5

## Game-by-Game Starters

Opponent	W/L	Score	Guard	Guard	uard/Forward+	Guard/Forward	Forward/Center	First Man Off the Bench
Bradley	L	60-88	Martin	Biel	Cole, Jr.	Washington, Jr., G	Terry, F	Ward, 17 pts., 3 steals, 21 min.
Vanderbilt	L	76-85	Martin	Ward	Cole, Jr.	Washington, Jr., G	Terry, F	Lowndes, 2 pts., 2 reb., 10 min.
Crowley's Ridge Coll.	W	93-38	Martin	Ward	Cole, Jr.	Washington, Jr., G	Terry, F	Lowndes, 7 pts., 3 reb., 14 min.
Chattanooga	L	82-87	Martin	Ward	Cole, Jr.	Washington, Jr., G	Terry, F	Lowndes, 1 pt., 5 reb., 2 blocks, 19 min.
Central Arkansas	W	77-73 <sup>OT</sup>	Martin	Ward	Lowndes, F	Washington, Jr., G	Terry, F	Biel, 3 pts., 4 reb., 22 min.
UNC Asheville	L	64-72	Martin	Ward	Lowndes, F	Washington, Jr., G	Terry, F	Idada, 1 reb., 9 min.
Kansas City	W	80-59	Martin	Ward	Lowndes, F	Washington, Jr., G	Terry, F	Cole, Jr., 13 pts., 5 reb., 17 min.
Lipscomb								
Murray State								
St. Mary of the Woods								
Eastern Illinois								
SIU Edwardsville								
Westminster								
Tennessee State								
UT Martin								
Southern Indiana								
Morehead State								
Little Rock								
Tennessee Tech								
Lindenwood								
Western Illinois								
UT Martin								
Tennessee State								
Morehead State								
Southern Indiana								
Little Rock								
Tennessee Tech								
Western Illinois								
Lindenwood								
SIU Edwardsville								
Eastern Illinois								

## Starting Lineup Combinations

Record	Guard	Guard	Guard/Forward	Guard/Forward	Forward/Center
0-1	Martin	Biel	Cole, Jr.	Washington, Jr., G	Terry, F
1-2	Martin	Ward	Cole, Jr.	Washington, Jr., G	Terry, F
2-1	Martin	Ward	Lowndes, F	Washington, Jr., G	Terry, F



## SOUTHEAST MISSOURI BASKETBALL NOTES



2024-25 STATISTICS

## Team Game-by-Game Statistics

	Score	FG-A	Pct.	3FG-A	Pct.	FT-A	Pct.	OFF	DEF	Total	F	A	TO	B	S
<b>Southeast Missouri</b>	<b>L, 60-88</b>	<b>24-57</b>	<b>.421</b>	<b>6-23</b>	<b>.261</b>	<b>6-10</b>	<b>.600</b>	<b>9</b>	<b>18</b>	<b>27</b>	<b>20</b>	<b>8</b>	<b>17</b>	<b>2</b>	<b>11</b>
Bradley		30-54	.556	10-23	.435	18-25	.720	10	26	36	10	15	16	3	10
<b>Southeast Missouri</b>	<b>L, 76-85</b>	<b>28-63</b>	<b>.444</b>	<b>12-25</b>	<b>.480</b>	<b>8-13</b>	<b>.615</b>	<b>4</b>	<b>28</b>	<b>32</b>	<b>31</b>	<b>18</b>	<b>8</b>	<b>3</b>	<b>3</b>
Vanderbilt		25-65	.385	3-25	.120	32-41	.780	20	33	53	18	10	9	6	7
<b>Southeast Missouri</b>	<b>W, 93-38</b>	<b>37-76</b>	<b>.487</b>	<b>11-35</b>	<b>.314</b>	<b>8-10</b>	<b>.800</b>	<b>13</b>	<b>37</b>	<b>50</b>	<b>8</b>	<b>22</b>	<b>9</b>	<b>5</b>	<b>10</b>
Crowley's Ridge Coll.		16-59	.271	3-23	.130	3-5	.600	4	24	28	12	9	18	1	7
<b>Southeast Missouri</b>	<b>L, 82-87</b>	<b>33-70</b>	<b>.471</b>	<b>6-26</b>	<b>.231</b>	<b>10-17</b>	<b>.588</b>	<b>7</b>	<b>24</b>	<b>31</b>	<b>24</b>	<b>13</b>	<b>8</b>	<b>3</b>	<b>9</b>
Chattanooga		28-58	.483	9-26	.346	22-31	.710	7	31	38	15	12	15	2	2
<b>Southeast Missouri</b>	<b>W, 77-73<sup>OT</sup></b>	<b>27-68</b>	<b>.397</b>	<b>12-35</b>	<b>.343</b>	<b>11-17</b>	<b>.647</b>	<b>11</b>	<b>31</b>	<b>42</b>	<b>22</b>	<b>11</b>	<b>13</b>	<b>2</b>	<b>5</b>
Central Arkansas		24-62	.387	3-24	.143	22-32	.688	11	32	43	17	8	13	2	11
<b>Southeast Missouri</b>	<b>L, 64-72</b>	<b>22-63</b>	<b>.349</b>	<b>5-19</b>	<b>.263</b>	<b>15-21</b>	<b>.714</b>	<b>11</b>	<b>26</b>	<b>37</b>	<b>21</b>	<b>7</b>	<b>7</b>	<b>2</b>	<b>4</b>
UNC Asheville		24-59	.407	4-17	.235	20-29	.690	13	33	46	19	10	9	4	5
<b>Southeast Missouri</b>	<b>W, 80-59</b>	<b>30-66</b>	<b>.455</b>	<b>8-26</b>	<b>.308</b>	<b>12-18</b>	<b>.667</b>	<b>11</b>	<b>28</b>	<b>39</b>	<b>18</b>	<b>15</b>	<b>12</b>	<b>3</b>	<b>14</b>
Kansas City		17-57	.298	5-27	.185	20-23	.870	8	25	33	14	7	19	4	3
<b>Southeast Missouri</b>															
Lipscomb															
<b>Southeast Missouri</b>															
Murray State															
<b>Southeast Missouri</b>															
St. Mary of the Woods															
<b>Southeast Missouri</b>															
Eastern Illinois															
<b>Southeast Missouri</b>															
SIU Edwardsville															
<b>Southeast Missouri</b>															
Westminster															
<b>Southeast Missouri</b>															
Tennessee State															
<b>Southeast Missouri</b>															
UT Martin															
<b>Southeast Missouri</b>															
Southern Indiana															
<b>Southeast Missouri</b>															
Morehead State															
<b>Southeast Missouri</b>															
Little Rock															
<b>Southeast Missouri</b>															
Tennessee Tech															
<b>Southeast Missouri</b>															
Lindenwood															
<b>Southeast Missouri</b>															
Western Illinois															
<b>Southeast Missouri</b>															
UT Martin															
<b>Southeast Missouri</b>															
Tennessee State															
<b>Southeast Missouri</b>															
Morehead State															
<b>Southeast Missouri</b>															
Southern Indiana															
<b>Southeast Missouri</b>															
Little Rock															
<b>Southeast Missouri</b>															
Tennessee Tech															
<b>Southeast Missouri</b>															
Western Illinois															
<b>Southeast Missouri</b>															
Lindenwood															
<b>Southeast Missouri</b>															
SIU Edwardsville															
<b>Southeast Missouri</b>															
Eastern Illinois															

## 2024-25 STATISTICS

LIPSCOMB  
DECEMBER 52024-25 Game-by-Game Leaders  
Summary (# of Games)+

## Points

BJ Ward.....	3
Teddy Washington, Jr.....	3
Damarion Walkup.....	1
Rob Martin.....	1

## Rebounds

Teddy Washington, Jr.....	4
BJ Ward.....	2
Brendan Terry.....	2
TJ Biel.....	1
Elliot Lowndes.....	1

## Assists

Rob Martin.....	4
BJ Ward.....	3
Teddy Washington, Jr.....	3
Damarion Walkup.....	1

## Blocks

Elliot Lowndes.....	4
TJ Biel.....	3
Brendan Terry.....	2
Teddy Washington, Jr.....	1
Damarion Walkup.....	1
Rob Martin.....	1

## Steals

Teddy Washington, Jr.....	3
Brendan Terry.....	2
BJ Ward.....	2

## Dunks (# for 2024-25 Season)

Elliot Lowndes.....	2
Teddy Washington, Jr.....	2
Mason Hanback.....	1
Brendan Terry.....	1
Troy Cole, Jr.....	1

## Games Played/Started

	2024-25	Career
Mason Hanback	4/0	38/0
Braxton Stacker	-	31/26
Rob Martin	7/7	38/35
David Idada	7/0	37/4
TJ Biel	7/1	37/6
BJ Ward	7/6	36/8
Marqueas Bell	6/0	31/5
Troy Cole, Jr.	7/4	7/4
Teddy Washington, Jr.	7/7	7/7
Brendan Terry	7/7	7/7
Elliot Lowndes	7/3	7/3
Damarion Walkup	7/0	7/0
Saxton Hoepker	5/0	5/0

## Career Ledger

## Double-Digit Point Games

	2024-25	Career
Rob Martin.....	3	22
BJ Ward.....	6	9
Braxton Stacker.....	1	8
TJ Biel.....	2	6
Teddy Washington, Jr.....	6	6
Marqueas Bell.....	-	4
Damarion Walkup.....	3	3
Troy Cole, Jr.....	1	1
Brendan Terry.....	1	1

## Double-Digit Rebound Games

	2024-25	Career
David Idada.....	-	2
Teddy Washington, Jr.....	2	2
BJ Ward.....	1	1

## 20+ Point Games

	2024-25	Career
Rob Martin.....	-	3
Teddy Washington, Jr.....	2	2
TJ Biel.....	-	1
BJ Ward.....	1	1
Damarion Walkup.....	1	1
Rob Martin.....	1	1

## 8+ Rebound Games

	2024-25	Career
Teddy Washington, Jr.....	3	3
David Idada.....	-	3
TJ Biel.....	-	2
BJ Ward.....	1	1
Elliot Lowndes.....	1	1
Brendan Terry.....	1	1

## 5+ Assist Games

	2024-25	Career
Rob Martin.....	1	10
BJ Ward.....	2	5
Braxton Stacker.....	-	1

## 3+ Steal Games

	2024-25	Career
Rob Martin.....	-	3
BJ Ward.....	2	3
TJ Biel.....	-	1
Marqueas Bell.....	-	1
Braxton Stacker.....	-	1
Brendan Terry.....	1	1
Teddy Washington, Jr.....	1	1

## Double-Doubles

	2024-25	Career
Teddy Washington, Jr.....	2	2
BJ Ward.....	1	1

## SEMO's 2024-25 Record:

At Home.....	2-1
On the Road.....	1-2
At Neutral Sites.....	0-1
In Ohio Valley Conference Games.....	0-0
In November.....	3-4
In December.....	0-0
In January.....	0-0
In February.....	0-0
In March.....	0-0
Leading at the Half.....	2-0
Trailing at the Half.....	0-3
Tied at the Half.....	1-1
In Overtime Games.....	1-0
The Redhawks Score First.....	1-1
In 1-4 Point Games.....	1-0
In 5-9 Point Games.....	0-3
In 10-14 Point Games.....	0-0
In 15+ Point Games.....	2-1
Leading with Five Minutes Left in Regulation.....	3-0
Trailing with Five Minutes Left in Regulation.....	0-4
Tied with Five Minutes Left in Regulation.....	0-0
Scoring Less than 50 Points.....	0-0
Scoring 50-59 Points.....	0-0
Scoring 60-69 Points.....	0-2
Scoring 70-79 Points.....	1-1
Scoring 80-89 Points.....	1-1
Scoring 90-99 Points.....	1-0
Scoring 100 or more Points.....	0-0
Giving up Less Than 50 Points.....	1-0
Giving up 50-59 Points.....	1-0
Giving up 60-69 Points.....	0-0
Giving up 70-79 Points.....	1-1
Giving up 80-89 Points.....	0-3
Giving up 90-99 Points.....	0-0
Giving up 100 or more Points.....	0-0
Shooting 50% or Better from the Field.....	0-0
Shooting Less Than 50% from the Field.....	3-4
Opponent Shoots 50% or Better from the Field.....	0-1
Opponent Shoots Less Than 50% from the Field.....	3-3
Outshooting Opponent.....	3-1
Outshot by Opponent.....	0-3
Field Goal Percentage is Tied.....	0-0
Shooting 50% or Better from 3-Point Range.....	0-1
Shooting Less Than 50% from 3-Point Range.....	3-3
Opponent Shoots 50% or Better from 3-Point Range.....	0-0
Opponent Shoots Less Than 50% from 3-Point Range.....	3-4
Shooting 50% or Better from the Free Throw Line.....	3-4
Shooting Less Than 50% from the Free Throw Line.....	0-0
Opponent Shoots 50% or Better from the Free Throw Line.....	3-4
Opponent Shoots Less Than 50% from the Free Throw Line.....	0-0
Shooting More Free Throws Than Opponent.....	1-0
Shooting Less Free Throws Than Opponent.....	2-4
Free Throws are Tied.....	0-0
SEMO's Starters Outscore Opponent's Starters.....	2-2
Opponent's Starters Outscore SEMO's Starters.....	1-2
Starter Scoring is Tied.....	0-0
Bench Outscores Opponent.....	2-0
Opponent Bench Outscores SEMO.....	1-2
Bench Scoring is Tied.....	0-2
Bench Contributes Double Figures in Points.....	3-3
No Redhawk Players Score Double Figures.....	0-0
Two Redhawk Players Score Double Figures.....	0-1
3+ Redhawk Players Score Double Figures.....	3-3
Outrebounding an Opponent.....	2-0
Opponent Outrebounds SEMO.....	1-4
Rebounds are Tied.....	0-0
Getting 10+ Assists.....	3-2
Getting 10+ Steals.....	2-1
Getting 5+ Blocks.....	1-0
Forcing more Turnovers than Opponent.....	2-3
Committing more Turnovers than Opponent.....	0-1
Turnovers are Tied.....	1-0



2024-25 REDHAWKS



6-3 / 165 / So.  
Kansas City, Mo.  
Park Hill H.S.

55  
GUARD

# MARQUEAS BELL

## 2024-25 Notes

- Played in six of seven games off the bench.
- Scored five points in his first action of the season at Bradley (11/4).
- Finished with a season-high eight points in 15 minutes vs. UNC Asheville (11/22).

## Bell's Game-by-Game Statistics

2024-25	FG	3P	FT	O/D	REB	F	PTS	A	TO	B	S	M
at Bradley	2-4	1-2	0-0	0/2	2	2	5	1	2	0	0	17
at Vanderbilt	0-1	0-0	0-0	0/0	0	1	0	0	1	0	0	4
Crowley's Ridge Coll.	1-2	0-1	0-0	1/5	6	0	2	1	1	0	1	14
Chattanooga	DNP	-	-	-	-	-	-	-	-	-	-	-
at Central Arkansas	1-2	0-0	1-2	0/3	3	2	3	1	1	0	0	10
vs. UNC Asheville	3-5	1-2	1-1	1/3	4	1	8	0	0	0	0	15
Kansas City	0-2	0-0	2-2	0/2	2	1	2	1	1	0	0	9
at Lipscomb												
at Murray State												
St. Mary of the Woods												
Eastern Illinois												
SIU Edwardsville												
Westminster												
at Tennessee State												
at UT Martin												
Southern Indiana												
Morehead State												
Little Rock												
at Tennessee Tech												
at Lindenwood												
at Western Illinois												
UT Martin												
Tennessee State												
at Morehead State												
at Southern Indiana												
at Little Rock												
Tennessee Tech												
Western Illinois												
Lindenwood												
at SIU Edwardsville												
at Eastern Illinois												

• - Game Started

## 2024-25 SEASON-HIGHS

Points	8	vs. UNC Asheville (11/22/24)
Total Rebounds	6	vs. Crowley's Ridge (11/13/24)
Offensive Rebounds	1	2x, last vs. UNC Asheville (11/22/24)
Defensive Rebounds	5	vs. Crowley's Ridge (11/13/24)
Field Goals Made	3	vs. UNC Asheville (11/22/24)
Field Goals Attempted	5	vs. UNC Asheville (11/22/24)
3-Point Field Goals Made	1	2x, last vs. UNC Asheville (11/22/24)
3-Point Field Goals Attempted	2	2x, last vs. UNC Asheville (11/22/24)
Free Throws Made	2	3x, last vs. Kansas City (11/30/24)
Free Throws Attempted	2	2x, last vs. Kansas City (11/30/24)
Assists	1	3x, last at Central Arkansas (11/21/24)
Blocks	-	-
Steals	1	vs. Crowley's Ridge (11/13/24)
Minutes	17	at Bradley (11/4/24)

## CAREER-HIGHS

Points	18	at SIU Edwardsville (2/17/24)
Total Rebounds	7	vs. UT Martin (2/24/24)
Offensive Rebounds	1	5x, last vs. UNC Asheville (11/22/24)
Defensive Rebounds	7	vs. UT Martin (2/24/24)
Field Goals Made	7	at SIU Edwardsville (2/17/24)
Field Goals Attempted	11	at Eastern Illinois (2/15/24)
3-Point Field Goals Made	2	at SIU Edwardsville (2/17/24)
3-Point Field Goals Attempted	3	at SIU Edwardsville (2/17/24)
Free Throws Made	6	vs. Little Rock (2/22/24)
Free Throws Attempted	9	vs. Little Rock (2/22/24)
Assists	6	vs. UT Martin (2/24/24)
Blocks	1	at SIU Edwardsville (2/17/24)
Steals	3	at SIU Edwardsville (2/17/24)
Minutes	31	vs. UT Martin (2/24/24)

## Bell's Career Statistics at Southeast Missouri

Overall																	
Season	G-GS	Min	Avg	FG-FGA	Pct	3FG-3FGA	Pct	FT-FTA	Pct	Off	Def	Tot	Avg	PF	FO	A	TO
2023-24	25-5	297	11.9	42-96	.438	6-19	.316	30-45	.667	4	51	55	2.2	24	0	19	19
2024-25	6-0	69	11.5	7-16	.438	2-5	.400	4-5	.800	2	15	17	2.8	7	0	4	6
Total	31-5	366	11.8	49-112	.438	8-24	.333	34-50	.680	6	66	72	2.3	31	0	23	25
Ohio Valley Conference Games Only																	
Season	G-GS	Min	Avg	FG-FGA	Pct	3FG-3FGA	Pct	FT-FTA	Pct	Off	Def	Tot	Avg	PF	FO	A	TO
2023-24	15-5	235	15.7	32-73	.438	5-14	.357	25-36	.694	4	38	42	2.8	16	0	17	15
2024-25																	
Total																	



## 2024-25 REDHAWKS

LIPSCOMB  
DECEMBER 5

6-7 / 205 / Sr.  
Calgary, Alberta, Canada  
Edge School  
Triton College

5  
GUARD

## TJ BIEL

## 2024-25 Notes

- Started the second-straight season-opener of his career at Bradley (11/4).
- Saw action in seven games and scored double figures in two of those contests with 12 points at Vanderbilt (11/10) and 10 vs. Crowley's Ridge (11/13).
- Made a career-high four 3-pointers against the Commodores.
- Scored two points, grabbed four rebounds and one block in 13 minutes at Bradley (11/4).

## Biel's Game-by-Game Statistics

2024-25	FG	3P	FT	O/D	REB	F	PTS	A	TO	B	S	M
at Bradley*	1-5	0-1	0-0	1/3	4	1	2	0	2	1	0	13
at Vanderbilt	4-7	4-6	0-2	1/5	6	3	12	1	2	1	0	21
Crowley's Ridge Coll.	3-8	2-6	2-2	1/4	5	1	10	1	0	0	0	18
Chattanooga	1-2	1-2	0-0	1/1	2	2	3	0	0	1	1	20
at Central Arkansas	0-2	0-1	3-5	0/4	4	1	3	1	0	1	0	22
vs. UNC Asheville	0-0	0-0	0-0	2/2	4	1	0	0	0	0	0	11
Kansas City	0-1	0-0	0-0	0/0	0	2	0	0	1	0	0	8

at Lipscomb

at Murray State

St. Mary of the Woods

Eastern Illinois

SIU Edwardsville

Westminster

at Tennessee State

at UT Martin

Southern Indiana

Morehead State

Little Rock

at Tennessee Tech

at Lindenwood

at Western Illinois

UT Martin

Tennessee State

at Morehead State

at Southern Indiana

at Little Rock

Tennessee Tech

Western Illinois

Lindenwood

at SIU Edwardsville

at Eastern Illinois

• - Game Started

## 2024-25 SEASON-HIGHS

Points	12	at Vanderbilt (11/10/24)
Total Rebounds	6	at Vanderbilt (11/10/24)
Offensive Rebounds	2	vs. UNC Asheville (11/22/24)
Defensive Rebounds	5	at Vanderbilt (11/10/24)
Field Goals Made	4	at Vanderbilt (11/10/24)
Field Goals Attempted	8	vs. Crowley's Ridge (11/13/24)
3-Point Field Goals Made	4	at Vanderbilt (11/10/24)
3-Point Field Goals Attempted	6	2x, last vs. Crowley's Ridge (11/13/24)
Free Throws Made	3	at Central Arkansas (11/21/24)
Free Throws Attempted	5	at Central Arkansas (11/21/24)
Assists	1	3x, last at Central Arkansas (11/21/24)
Blocks	1	4x, last at Central Arkansas (11/21/24)
Steals	1	vs. Chattanooga (11/17/24)
Minutes	22	at Central Arkansas (11/21/24)

## CAREER-HIGHS

Points	23	at Purdue Fort Wayne (12/9/23)
Total Rebounds	9	vs. Bethel (1/6/24)
Offensive Rebounds	4	at Butler (11/10/23)
Defensive Rebounds	8	2x, last vs. Bethel (1/6/24)
Field Goals Made	8	at Purdue Fort Wayne (12/9/23)
Field Goals Attempted	11	at Purdue Fort Wayne (12/9/23)
3-Point Field Goals Made	4	at Vanderbilt (11/10/24)
3-Point Field Goals Attempted	7	at Vanderbilt (11/10/24)
Free Throws Made	7	at Purdue Fort Wayne (12/9/23)
Free Throws Attempted	9	at Purdue Fort Wayne (12/9/23)
Assists	2	vs. Central Arkansas (11/20/23)
Blocks	2	at Lindenwood (1/30/24)
Steals	4	vs. Missouri Baptist (12/3/23)
Minutes	29	at Purdue Fort Wayne (12/9/23)

## Biel's Career Statistics at Southeast Missouri

## Overall

Season	G-GS	Min	Avg	FG-FGA	Pct	3FG-3FGA	Pct	FT-FTA	Pct	Off	Def	Tot	Avg	PF	FO	A	TO	Blk	Stl	Pts	Avg
2023-24	30-5	522	17.4	49-121	.405	12-49	.245	38-55	.691	29	58	87	2.9	52	0	12	19	8	11	148	4.9
2024-25	7-1	113	16.1	9-25	.360	7-16	.438	5-9	.556	6	19	25	3.6	11	0	3	5	4	1	30	4.3
Total	37-6	635	17.2	58-146	.397	19-65	.292	43-64	.672	35	77	112	3.0	63	0	15	24	12	12	178	4.8

## Ohio Valley Conference Games Only

Season	G-GS	Min	Avg	FG-FGA	Pct	3FG-3FGA	Pct	FT-FTA	Pct	Off	Def	Tot	Avg	PF	FO	A	TO	Blk	Stl	Pts	Avg
2023-24	18-2	300	16.7	19-63	.302	8-29	.276	14-22	.636	16	24	40	2.2	28	0	6	10	5	6	60	3.3
2024-25																					
Total																					



6-5 / 200 / Jr.  
Donaldsonville, La.  
Donaldsonville H.S.  
Highland CC

4  
GUARD

TROY COLE, JR.

2024-25 Notes

- Made his first career NCAA Division I start at Bradley (11/4).
- Started Southeast Missouri's first four games and came off the bench in the previous three contests.
- Scored double figures for the first time when he finished with 13 points and five rebounds in 17 minutes off the bench vs. Kansas City (11/30).
- Played a season-high 23 minutes vs. UNC Asheville (11/22).

Prior to Southeast Missouri

- Was Highland Community College's top scorer with 16.5 points per game in 2023-24.
- Started all 33 games shooting 49.7 percent (186-of-374) from the field. Made just under 40 percent (39.5) of his 3-point attempts (45-of-114).
- Ranked second on the team in assists (95) and steals (50).
- Played his freshman season at Blackburn College in 2022-23, averaging 15.2 points per game and shooting 51.9 percent from the field.
- Attended Donaldsonville High School and averaged 18.2 points per game as a senior.
- Was voted Most Valuable Player on the football team as a running back.

Cole, Jr.'s Game-by-Game Statistics

2024-25	FG	3P	FT	O/D	REB	F	PTS	A	TO	B	S	M
at Bradley*	2-5	0-2	0-0	0/1	1	1	4	0	1	0	1	18
at Vanderbilt*	3-7	0-2	0-0	1/2	3	5	6	0	0	0	1	13
Crowley's Ridge Coll.*	4-9	1-4	0-1	0/1	1	1	9	0	0	0	2	20
Chattanooga*	0-1	0-0	1-2	0/0	0	4	1	0	0	0	0	12
at Central Arkansas	1-3	1-2	0-0	0/2	2	0	3	0	2	0	1	16
vs. UNC Asheville	1-4	0-1	3-4	1/3	4	2	5	0	1	0	0	23
Kansas City	5-7	0-1	3-5	1/4	5	1	13	0	1	0	2	17
at Lipscomb												
at Murray State												
St. Mary of the Woods												
Eastern Illinois												
SIU Edwardsville												
Westminster												
at Tennessee State												
at UT Martin												
Southern Indiana												
Morehead State												
Little Rock												
at Tennessee Tech												
at Lindenwood												
at Western Illinois												
UT Martin												
Tennessee State												
at Morehead State												
at Southern Indiana												
at Little Rock												
Tennessee Tech												
Western Illinois												
Lindenwood												
at SIU Edwardsville												
at Eastern Illinois												

• - Game Started

2024-25 SEASON/CAREER-HIGHS

Points	13	vs. Kansas City (11/30/24)
Total Rebounds	5	vs. Kansas City (11/30/24)
Offensive Rebounds	1	3x, last vs. Kansas City (11/30/24)
Defensive Rebounds	4	vs. Kansas City (11/30/24)
Field Goals Made	5	vs. Kansas City (11/30/24)
Field Goals Attempted	9	vs. Crowley's Ridge (11/13/24)
3-Point Field Goals Made	1	2x, last at Central Arkansas (11/21/24)
3-Point Field Goals Attempted	4	vs. Crowley's Ridge (11/13/24)
Free Throws Made	3	2x, last vs. Kansas City (11/30/24)
Free Throws Attempted	5	vs. Kansas City (11/30/24)
Assists	-	-
Blocks	-	-
Steals	2	2x, last vs. Kansas City (11/30/24)
Minutes	23	vs. UNC Asheville (11/22/24)

+Cole, Jr.'s Career Statistics at Southeast Missouri

Overall																	
Season	G-GS	Min	Avg	FG-FGA	Pct	3FG-3FGA	Pct	FT-FTA	Pct	Off	Def	Tot	Avg	PF	FO	A	TO
2024-25	7-4	119	17.0	16-36	.444	2-12	.167	7-12	.583	3	13	16	2.3	14	1	0	5
Ohio Valley Conference Games Only																	
Season	G-GS	Min	Avg	FG-FGA	Pct	3FG-3FGA	Pct	FT-FTA	Pct	Off	Def	Tot	Avg	PF	FO	A	TO
2024-25																	

## 2024-25 REDHAWKS

LIPSCOMB  
DECEMBER 57-0 / 245 / Jr.  
Jackson, Tenn.  
Tennessee Prep35  
CENTER

## MASON HANBACK

## 2024-25 Notes

- Came off the bench in four games
- Scored two points in eight minutes during the season-opener at Bradley (11/4).
- Had two rebounds and one assist in eight minutes at Vanderbilt (11/10).

## Hanback's Game-by-Game Statistics

2024-25	FG	3P	FT	O/D	REB	F	PTS	A	TO	B	S	M
at Bradley	1-1	0-0	0-0	0/0	0	1	2	0	0	0	1	8
at Vanderbilt	0-0	0-0	0-0	0/2	2	2	0	1	0	0	0	8
Crowley's Ridge Coll.	0-2	0-0	0-0	1/0	1	0	0	0	0	0	0	6
Chattanooga	DNP	-	-	-	-	-	-	-	-	-	-	-
at Central Arkansas	DNP	-	-	-	-	-	-	-	-	-	-	-
vs. UNC Asheville	DNP	-	-	-	-	-	-	-	-	-	-	-
Kansas City	0-0	0-0	1-2	0/0	0	0	1	1	0	0	0	3
at Lipscomb												
at Murray State												
St. Mary of the Woods												
Eastern Illinois												
SIU Edwardsville												
Westminster												
at Tennessee State												
at UT Martin												
Southern Indiana												
Morehead State												
Little Rock												
at Tennessee Tech												
at Lindenwood												
at Western Illinois												
UT Martin												
Tennessee State												
at Morehead State												
at Southern Indiana												
at Little Rock												
Tennessee Tech												
Western Illinois												
Lindenwood												
at SIU Edwardsville												
at Eastern Illinois												

• - Game Started

## 2024-25 SEASON-HIGHS

Points	2	at Bradley (11/4/24)
Total Rebounds	2	at Vanderbilt (11/10/24)
Offensive Rebounds	-	-
Defensive Rebounds	2	at Vanderbilt (11/10/24)
Field Goals Made	1	at Bradley (11/4/24)
Field Goals Attempted	2	vs. Crowley's Ridge (11/13/24)
3-Point Field Goals Made	-	-
3-Point Field Goals Attempted	-	-
Free Throws Made	1	vs. Kansas City (11/30/24)
Free Throws Attempted	2	vs. Kansas City (11/30/24)
Assists	1	2x, last vs. Kansas City (11/30/24)
Blocks	-	-
Steals	1	at Bradley (11/4/24)
Minutes	8	2x, last at Vanderbilt (11/10/24)

## CAREER-HIGHS

Points	8	vs. Eastern Illinois (2/16/23)
Total Rebounds	4	3x, last at Eastern Illinois (2/15/24)
Offensive Rebounds	2	4x, last at Eastern Illinois (2/15/24)
Defensive Rebounds	3	vs. Harris-Stowe (12/6/23)
Field Goals Made	4	vs. Eastern Illinois (2/16/23)
Field Goals Attempted	5	vs. Lindsey Wilson (2/17/23)
3-Point Field Goals Made	-	-
3-Point Field Goals Attempted	-	-
Free Throws Made	1	4x, last vs. Kansas City (11/30/24)
Free Throws Attempted	2	3x, last vs. Kansas City (11/30/24)
Assists	1	3x, last vs. Kansas City (11/30/24)
Blocks	3	at Morehead State (1/14/23)
Steals	1	3x, last at Bradley (11/4/24)
Minutes	20	vs. Harris-Stowe (12/6/23)

## Hanback's Career Statistics at Southeast Missouri

## Overall

Season	G-GS	Min	Avg	FG-FGA	Pct	3FG-3FGA	Pct	FT-FTA	Pct	Off	Def	Tot	Avg	PF	FO	A	TO	Blk	Stl	Pts	Avg
2022-23	10-0	49	4.9	8-9	.889	0-0	.000	2-3	.667	0	3	3	0.3	8	0	0	2	3	0	18	1.8
2023-24	26-0	231	8.9	22-37	.595	0-0	.000	1-4	.250	14	25	39	1.5	40	0	2	14	8	2	45	1.7
2024-25	4-0	25	6.3	1-3	.333	0-0	.000	1-2	.500	1	2	3	0.8	4	0	2	0	0	1	3	0.8
Total	40-0	305	7.6	31-49	.633	0-0	.000	4-9	.444	15	30	45	1.1	52	0	4	16	11	3	66	1.7

## Ohio Valley Conference Games Only

Season	G-GS	Min	Avg	FG-FGA	Pct	3FG-3FGA	Pct	FT-FTA	Pct	Off	Def	Tot	Avg	PF	FO	A	TO	Blk	Stl	Pts	Avg
2022-23	5-0	30	6.0	6-7	.857	0-0	.000	0-0	.000	0	2	2	0.4	7	0	0	1	3	0	12	2.4
2023-24	15-0	113	7.5	6-16	.375	0-0	.000	0-0	.000	8	14	22	1.5	22	0	1	10	5	0	12	0.8
2024-25																					
Total	20-0	143	7.2	12-23	.522	0-0	.000	0-0	.000	8	16	24	1.2	29	0	1	11	8	0	24	1.2



6-8 / 215 / Jr.  
Nashville, Ill.  
Nashville H.S.  
Southwestern  
Illinois College

**22**  
**FORWARD**

## SAXTON HOEPKER

### 2024-25 Notes

- Appeared in five games off the bench.
- Played nine minutes in his first career NCAA Division I game at Bradley (11/4).
- Scored the first points of his career and added four rebounds vs. Crowley's Ridge (11/13).
- Pulled down two rebounds in six minutes off the bench at Vanderbilt (11/10).

### Prior to Southeast Missouri

- Led Southwestern Illinois College with a double-double 13.5 points and 10.2 rebounds per game in 2023-24.
- Started 29 of 31 games and shot 43.4 percent (163-of-376) from the field.
- Notched 32 steals, 69 assists and 33 blocks.
- Ranked 11th in junior college basketball in rebounding and finished fourth nationally in defensive rebounds.
- Earned All-Region 24 honors.
- As a freshman, played in 31 games and logged nine starts with an average of 3.6 points and 3.3 rebounds per contest.

### Hoepker's Game-by-Game Statistics

2024-25	FG	3P	FT	O/D	REB	F	PTS	A	TO	B	S	M
at Bradley	0-1	0-0	0-0	0/0	0	2	0	0	0	0	1	9
at Vanderbilt	0-2	0-1	0-0	0/2	2	3	0	0	0	0	0	6
Crowley's Ridge Coll.	1-2	0-1	0-0	2/2	4	0	2	0	0	1	0	10
Chattanooga	0-0	0-0	0-0	1/0	1	0	0	0	0	0	1	7
at Central Arkansas	DNP	-	-	-	-	-	-	-	-	-	-	-
vs. UNC Asheville	DNP	-	-	-	-	-	-	-	-	-	-	-
Kansas City	1-1	0-0	0-0	1/1	2	0	2	0	0	0	0	2
at Lipscomb												
at Murray State												
St. Mary of the Woods												
Eastern Illinois												
SIU Edwardsville												
Westminster												
at Tennessee State												
at UT Martin												
Southern Indiana												
Morehead State												
Little Rock												
at Tennessee Tech												
at Lindenwood												
at Western Illinois												
UT Martin												
Tennessee State												
at Morehead State												
at Southern Indiana												
at Little Rock												
Tennessee Tech												
Western Illinois												
Lindenwood												
at SIU Edwardsville												
at Eastern Illinois												

• - Game Started

### 2024-25 SEASON/CAREER-HIGHS

Points	2	vs. Crowley's Ridge (11/13/24)
Total Rebounds	4	vs. Crowley's Ridge (11/13/24)
Offensive Rebounds	2	vs. Crowley's Ridge (11/13/24)
Defensive Rebounds	2	2x, last vs. Crowley's Ridge (11/13/24)
Field Goals Made	1	2x, last vs. Kansas City (11/30/24)
Field Goals Attempted	2	2x, last vs. Crowley's Ridge (11/13/24)
3-Point Field Goals Made	-	-
3-Point Field Goals Attempted	1	2x, last vs. Crowley's Ridge (11/13/24)
Free Throws Made	-	-
Free Throws Attempted	-	-
Assists	-	-
Blocks	1	vs. Crowley's Ridge (11/13/24)
Steals	1	2x, last vs. Chattanooga (11/17/24)
Minutes	10	vs. Crowley's Ridge (11/13/24)

### Hoepker's Career Statistics at Southeast Missouri

#### Overall

Season	G-GS	Min	Avg	FG-FGA	Pct	3FG-3FGA	Pct	FT-FTA	Pct	Off	Def	Tot	Avg	PF	FO	A	TO	Blk	Stl	Pts	Avg
2024-25	5-0	34	6.8	2-6	.333	0-2	.000	0-0		4	5	9	1.8	5	0	0	0	1	2	4	0.8

#### Ohio Valley Conference Games Only

Season	G-GS	Min	Avg	FG-FGA	Pct	3FG-3FGA	Pct	FT-FTA	Pct	Off	Def	Tot	Avg	PF	FO	A	TO	Blk	Stl	Pts	Avg
2024-25																					



## 2024-25 REDHAWKS

LIPSCOMB  
DECEMBER 57-0 / 250 / Jr.  
Barendrecht, Netherlands  
Golden State Prep18  
CENTER

## DAVID IDADA

## 2024-25 Notes

- Came off the bench in Southeast Missouri's first seven games.
- Scored two points on five occasions.
- Pulled down a season-high four rebounds in a season-high 15 minutes at Central Arkansas (11/21).

## Idada's Game-by-Game Statistics

2024-25	FG	3P	FT	O/D	REB	F	PTS	A	TO	B	S	M
at Bradley	1-1	0-0	0-0	2/0	2	1	2	0	1	0	0	8
at Vanderbilt	0-0	0-0	0-0	0/0	0	0	0	0	1	0	0	1
Crowley's Ridge Coll.	1-1	0-0	0-0	1/2	3	1	2	0	0	0	1	9
Chattanooga	1-2	0-0	0-2	1/0	1	2	2	1	1	0	0	10
at Central Arkansas	1-1	0-0	0-1	3/1	4	0	2	0	2	0	1	15
vs. UNC Asheville	0-1	0-0	0-0	1/0	1	0	0	0	1	0	0	9
Kansas City	1-2	0-0	0-1	1/2	3	0	2	0	0	0	0	12
at Lipscomb												
at Murray State												
St. Mary of the Woods												
Eastern Illinois												
SIU Edwardsville												
Westminster												
at Tennessee State												
at UT Martin												
Southern Indiana												
Morehead State												
Little Rock												
at Tennessee Tech												
at Lindenwood												
at Western Illinois												
UT Martin												
Tennessee State												
at Morehead State												
at Southern Indiana												
at Little Rock												
Tennessee Tech												
Western Illinois												
Lindenwood												
at SIU Edwardsville												
at Eastern Illinois												

• - Game Started

## 2024-25 SEASON-HIGHS

Points	2	5x, last vs. Kansas City (11/30/24)
Total Rebounds	4	at Central Arkansas (11/21/24)
Offensive Rebounds	3	at Central Arkansas (11/21/24)
Defensive Rebounds	2	2x, last vs. Kansas City (11/30/24)
Field Goals Made	1	5x, last vs. Kansas City (11/30/24)
Field Goals Attempted	2	2x, last vs. Kansas City (11/30/24)
3-Point Field Goals Made	-	-
3-Point Field Goals Attempted	-	-
Free Throws Made	-	-
Free Throws Attempted	2	vs. Chattanooga (11/17/24)
Assists	1	vs. Chattanooga (11/17/24)
Blocks	-	-
Steals	1	2x, last at Central Arkansas (11/21/24)
Minutes	15	at Central Arkansas (11/21/24)

## CAREER-HIGHS

Points	9	vs. Harris-Stowe (12/6/23)
Total Rebounds	12	at Chattanooga (11/26/23)
Offensive Rebounds	7	vs. Missouri Baptist (12/3/23)
Defensive Rebounds	7	at Chattanooga (11/26/23)
Field Goals Made	3	2x, last at Southern Indiana (3/2/24)
Field Goals Attempted	7	at Southern Indiana (3/2/24)
3-Point Field Goals Made	-	-
3-Point Field Goals Attempted	1	at Chattanooga (11/26/23)
Free Throws Made	5	vs. Harris-Stowe (12/6/23)
Free Throws Attempted	6	3x, last at Southern Indiana (3/2/24)
Assists	2	at Little Rock (1/27/24)
Blocks	2	3x, last at Kansas City (11/30/23)
Steals	2	at Little Rock (1/27/24)
Minutes	19	at Southern Indiana (3/2/24)

## Idada's Career Statistics at Southeast Missouri

## Overall

Season	G-GS	Min	Avg	FG-FGA	Pct	3FG-3FGA	Pct	FT-FTA	Pct	Off	Def	Tot	Avg	PF	FO	A	TO	Blk	Stl	Pts	Avg
2023-24	29-4	275	9.5	21-46	.457	0-1	.000	16-44	.364	35	53	88	3.0	59	2	5	24	13	9	58	2.0
2024-25	7-0	64	9.1	5-8	.625	0-0	.000	0-4	.000	9	5	14	2.0	4	0	1	6	0	2	10	1.4
Total	36-4	339	9.4	26-54	.481	0-1	.000	16-48	.333	44	58	102	2.8	63	2	6	30	13	11	68	1.9

## Ohio Valley Conference Games Only

Season	G-GS	Min	Avg	FG-FGA	Pct	3FG-3FGA	Pct	FT-FTA	Pct	Off	Def	Tot	Avg	PF	FO	A	TO	Blk	Stl	Pts	Avg
2023-24	16-1	139	8.7	10-20	.500	0-0	.000	8-20	.400	17	25	42	2.6	34	1	3	10	4	5	28	1.8
2024-25																					
Total																					



7-0 / 220 / Jr.  
Carbondale, Ill.  
Cobden H.S.  
John A. Logan  
College

**30**  
**FORWARD**

## ELLIOT LOWNDES

### 2024-25 Notes

- Saw action in all seven games and started the last three.
- Leads the Redhawks with seven blocks and is averaging 2.7 points and 4.1 rebounds per game.
- Finished with a season-best seven points vs. Crowley's Ridge (11/13).
- Grabbed four rebounds in 12 minutes off the bench during his first career NCAA Division I game at Bradley (11/4).
- Scored two points and grabbed two rebounds in 10 minutes at Vanderbilt (11/10).
- Had a season-high eight rebounds at Central Arkansas (11/21), his first career NCAA Division I start.
- Posted two blocks three times.

### Prior to Southeast Missouri

- Played two seasons at John A. Logan College, which captured the 2023 NJCAA National Championship.
- Started 25 games and averaged 10.6 points and 7.5 rebounds in 2023-24.
- Finished the 2023-24 campaign with 105 blocks.
- As a freshman in 2022-23, he played in 25 games off the bench and scored 3.6 points helping lead JALC to a 33-2 record.
- Class 1A Honorable Mention All-State and First-Team All-South Egyptian Conference selection at Cobden High School.

### Lowndes' Game-by-Game Statistics

2024-25	FG	3P	FT	O/D	REB	F	PTS	A	TO	B	S	M
at Bradley	0-1	0-1	0-0	1/3	4	1	0	0	1	0	0	12
at Vanderbilt	1-2	0-0	0-0	0/2	2	3	2	1	0	0	0	10
Crowley's Ridge Coll.	3-6	0-1	1-2	1/2	3	1	7	1	0	2	0	14
Chattanooga	0-3	0-3	1-2	0/5	5	2	1	0	0	2	1	19
at Central Arkansas*	1-2	0-1	0-0	1/7	8	4	2	0	0	0	1	15
vs. UNC Asheville*	2-3	0-0	1-2	2/2	4	2	5	1	0	1	0	14
Kansas City*	1-1	0-0	0-0	0/3	3	2	2	1	0	2	1	13
at Lipscomb												
at Murray State												
St. Mary of the Woods												
Eastern Illinois												
SIU Edwardsville												
Westminster												
at Tennessee State												
at UT Martin												
Southern Indiana												
Morehead State												
Little Rock												
at Tennessee Tech												
at Lindenwood												
at Western Illinois												
UT Martin												
Tennessee State												
at Morehead State												
at Southern Indiana												
at Little Rock												
Tennessee Tech												
Western Illinois												
Lindenwood												
at SIU Edwardsville												
at Eastern Illinois												

• - Game Started

### 2024-25 SEASON/CAREER-HIGHS

Points	7	vs. Crowley's Ridge (11/13/24)
Total Rebounds	8	at Central Arkansas (11/21/24)
Offensive Rebounds	2	vs. UNC Asheville (11/22/24)
Defensive Rebounds	7	at Central Arkansas (11/21/24)
Field Goals Made	3	vs. Crowley's Ridge (11/13/24)
Field Goals Attempted	6	vs. Crowley's Ridge (11/13/24)
3-Point Field Goals Made	-	-
3-Point Field Goals Attempted	3	vs. Chattanooga (11/17/24)
Free Throws Made	1	3x, last vs. UNC Asheville (11/22/24)
Free Throws Attempted	2	3x, last vs. UNC Asheville (11/22/24)
Assists	1	4x, last vs. Kansas City (11/30/24)
Blocks	2	3x, last vs. Kansas City (11/30/24)
Steals	1	3x, last vs. Kansas City (11/30/24)
Minutes	19	vs. Chattanooga (11/17/24)

### Lowndes' Career Statistics at Southeast Missouri

#### Overall

Season	G-GS	Min	Avg	FG-FGA	Pct	3FG-3FGA	Pct	FT-FTA	Pct	Off	Def	Tot	Avg	PF	FO	A	TO	Blk	Stl	Pts	Avg
2024-25	7-3	97	13.9	8-18	.444	0-6	.000	3-6	.500	5	24	29	4.1	15	0	4	1	7	3	19	2.7

#### Ohio Valley Conference Games Only

Season	G-GS	Min	Avg	FG-FGA	Pct	3FG-3FGA	Pct	FT-FTA	Pct	Off	Def	Tot	Avg	PF	FO	A	TO	Blk	Stl	Pts	Avg
2024-25																					

## 2024-25 REDHAWKS

LIPSCOMB  
DECEMBER 55-10 / 160 / Jr.  
St. Louis, Mo.  
Christian Brothers H.S.  
Indiana State1  
GUARD

## ROB MARTIN

## 2024-25 Notes

- Started seven games at point guard.
- Ranks third on the team in scoring as one of three players averaging double figures with 11.6 points per game.
- Leads the team and ranks seventh in the Ohio Valley Conference with 25 assists. Ranks second in the OVC in assist/turnover ratio (25/7, 3.5).
- Tied a career-high 29 points and dished out three assists in 37 minutes vs. Chattanooga (11/17).
- Opened the season with six points, two rebounds and a team-high three assists at Bradley (11/4).
- Also made two free throws and logged 26 minutes against the Braves.
- Defensively, he limited Missouri Valley Conference Preseason Player of the Year Duke Deen to seven points in 29 minutes.
- Played 31 minutes and scored nine points to go along with four assists at Vanderbilt (11/10). Made 5-of-7 free throws in that game, as well.
- Scored double figures in three of his last four starts.

## Martin's Game-by-Game Statistics

2024-25	FG	3P	FT	O/D	REB	F	PTS	A	TO	B	S	M
at Bradley*	2-4	0-1	2-2	1/1	2	3	6	3	0	0	0	26
at Vanderbilt*	2-6	0-0	5-7	0/1	1	3	9	4	0	0	0	31
Crowley's Ridge Coll.*	3-8	1-1	0-0	0/1	1	0	7	7	2	0	0	25
Chattanooga*	12-24	2-6	3-5	1/4	5	2	29	3	2	0	1	37
at Central Arkansas*	5-14	1-5	0-0	0/3	3	5	11	2	1	0	0	38
vs. UNC Asheville*	5-15	0-2	3-4	1/0	1	3	13	2	1	1	0	29
Kansas City*	3-8	0-3	0-0	1/1	2	2	6	4	1	0	2	27

at Lipscomb

at Murray State

St. Mary of the Woods

Eastern Illinois

SIU Edwardsville

Westminster

at Tennessee State

at UT Martin

Southern Indiana

Morehead State

Little Rock

at Tennessee Tech

at Lindenwood

at Western Illinois

UT Martin

Tennessee State

at Morehead State

at Southern Indiana

at Little Rock

Tennessee Tech

Western Illinois

Lindenwood

at SIU Edwardsville

at Eastern Illinois

• - Game Started

## 2024-25 SEASON-HIGHS

Points	29	vs. Chattanooga (11/17/24)
Total Rebounds	5	vs. Chattanooga (11/17/24)
Offensive Rebounds	1	4x, last vs. Kansas City (11/30/24)
Defensive Rebounds	4	vs. Chattanooga (11/17/24)
Field Goals Made	12	vs. Chattanooga (11/17/24)
Field Goals Attempted	24	vs. Chattanooga (11/17/24)
3-Point Field Goals Made	2	vs. Chattanooga (11/17/24)
3-Point Field Goals Attempted	6	vs. Chattanooga (11/17/24)
Free Throws Made	5	at Vanderbilt (11/10/24)
Free Throws Attempted	7	at Vanderbilt (11/10/24)
Assists	7	vs. Crowley's Ridge (11/13/24)
Blocks	1	vs. UNC Asheville (11/22/24)
Steals	2	vs. Kansas City (11/30/24)
Minutes	38	at Central Arkansas (11/21/24)

## CAREER-HIGHS

Points	29	2x, last vs. Chattanooga (11/17/24)
Total Rebounds	6	vs. Harris-Stowe (12/6/23)
Offensive Rebounds	2	3x, last vs. UT Martin (2/24/24)
Defensive Rebounds	5	vs. Harris-Stowe (12/6/23)
Field Goals Made	12	vs. Chattanooga (11/17/24)
Field Goals Attempted	24	vs. Chattanooga (11/17/24)
3-Point Field Goals Made	3	4x, last at Southern Indiana (3/2/24)
3-Point Field Goals Attempted	6	2x, last vs. Chattanooga (11/17/24)
Free Throws Made	8	at Southern Indiana (3/2/24)
Free Throws Attempted	8	at Southern Indiana (3/2/24)
Assists	9	at SIU Edwardsville (2/17/24)
Blocks	1	2x, last vs. UNC Asheville (11/22/24)
Steals	4	vs. Tennessee State (2/10/24)
Minutes	38	2x, last at Central Arkansas (11/21/24)

## Martin's Career Statistics at Southeast Missouri

## Overall

Season	G-GS	Min	Avg	FG-FGA	Pct	3FG-3FGA	Pct	FT-FTA	Pct	Off	Def	Tot	Avg	PF	FO	A	TO	Blk	Stl	Pts	Avg
2023-24	31-28	882	28.5	138-326	.423	40-102	.392	54-61	.885	19	49	68	2.2	71	0	108	71	1	26	370	11.9
2024-25	7-7	213	30.4	32-79	.405	4-18	.222	13-18	.722	4	11	15	2.1	18	1	25	7	1	3	81	11.6
Total	38-35	1095	28.8	170-405	.420	44-120	.367	67-79	.848	23	60	83	2.2	89	1	133	78	2	29	451	11.9

## Ohio Valley Conference Games Only

Season	G-GS	Min	Avg	FG-FGA	Pct	3FG-3FGA	Pct	FT-FTA	Pct	Off	Def	Tot	Avg	PF	FO	A	TO	Blk	Stl	Pts	Avg
2023-24	18-15	497	27.6	86-203	.424	25-62	.403	37-41	.902	10	27	37	2.1	51	0	66	41	1	19	234	13.0
2024-25																					
Total																					



2024-25 REDHAWKS



6-4 / 190 / Fr.  
Cape Girardeau, Mo.  
Central H.S.

25  
GUARD

JAY REYNOLDS

Prior to Southeast Missouri

- Two-time Class 5 All-District and All-SEMO Conference pick at Cape Central High School.
- Named First-Team All-Southwest Ohio Conference as a sophomore.
- Scored 1,000 career points as a prep.
- Son of SEMO Associate Head Coach Jay Reynolds.

Reynolds' Game-by-Game Statistics

2024-25	FG	3P	FT	O/D	REB	F	PTS	A	TO	B	S	M
at Bradley	DNP	-	-	-	-	-	-	-	-	-	-	-
at Vanderbilt	DNP	-	-	-	-	-	-	-	-	-	-	-
Crowley's Ridge Coll.	DNP	-	-	-	-	-	-	-	-	-	-	-
Chattanooga	DNP	-	-	-	-	-	-	-	-	-	-	-
at Central Arkansas	DNP	-	-	-	-	-	-	-	-	-	-	-
vs. UNC Asheville	DNP	-	-	-	-	-	-	-	-	-	-	-
Kansas City	DNP	-	-	-	-	-	-	-	-	-	-	-
at Lipscomb												
at Murray State												
St. Mary of the Woods												
Eastern Illinois												
SIU Edwardsville												
Westminster												
at Tennessee State												
at UT Martin												
Southern Indiana												
Morehead State												
Little Rock												
at Tennessee Tech												
at Lindenwood												
at Western Illinois												
UT Martin												
Tennessee State												
at Morehead State												
at Southern Indiana												
at Little Rock												
Tennessee Tech												
Western Illinois												
Lindenwood												
at SIU Edwardsville												
at Eastern Illinois												

• - Game Started

2024-25 SEASON/CAREER-HIGHS

Points	-	-
Total Rebounds	-	-
Offensive Rebounds	-	-
Defensive Rebounds	-	-
Field Goals Made	-	-
Field Goals Attempted	-	-
3-Point Field Goals Made	-	-
3-Point Field Goals Attempted	-	-
Free Throws Made	-	-
Free Throws Attempted	-	-
Assists	-	-
Blocks	-	-
Steals	-	-
Minutes	-	-

Reynolds' Career Statistics at Southeast Missouri

Overall

Season	G-GS	Min	Avg	FG-FGA	Pct	3FG-3FGA	Pct	FT-FTA	Pct	Off	Def	Tot	Avg	PF	FO	A	TO	Blk	Stl	Pts	Avg
2024-25																					

Ohio Valley Conference Games Only

Season	G-GS	Min	Avg	FG-FGA	Pct	3FG-3FGA	Pct	FT-FTA	Pct	Off	Def	Tot	Avg	PF	FO	A	TO	Blk	Stl	Pts	Avg
2024-25																					



## 2024-25 REDHAWKS

LIPSCOMB  
DECEMBER 5

6-5 / 185 / Jr.  
Fairview Heights, Ill.  
Cardinal Ritter H.S.  
Murray State

**44**  
**GUARD**

## BRAXTON STACKER

## 2023-24 Highlights

- Scored 10 points in his first game of the season vs. Kansas City (11/30).
- Returned after missing the first six contests of 2024-25 due to injury.
- Played 17 minutes off the bench against the Roos.

## Stacker's Game-by-Game Statistics

2024-25	FG	3P	FT	O/D	REB	F	PTS	A	TO	B	S	M
at Bradley	DNP	-	-	-	-	-	-	-	-	-	-	-
at Vanderbilt	DNP	-	-	-	-	-	-	-	-	-	-	-
Crowley's Ridge Coll.	DNP	-	-	-	-	-	-	-	-	-	-	-
Chattanooga	DNP	-	-	-	-	-	-	-	-	-	-	-
at Central Arkansas	DNP	-	-	-	-	-	-	-	-	-	-	-
vs. UNC Asheville	DNP	-	-	-	-	-	-	-	-	-	-	-
Kansas City	3-8	1-4	3-4	1/2	3	1	10	2	0	1	1	17
at Lipscomb												
at Murray State												
St. Mary of the Woods												
Eastern Illinois												
SIU Edwardsville												
Westminster												
at Tennessee State												
at UT Martin												
Southern Indiana												
Morehead State												
Little Rock												
at Tennessee Tech												
at Lindenwood												
at Western Illinois												
UT Martin												
Tennessee State												
at Morehead State												
at Southern Indiana												
at Little Rock												
Tennessee Tech												
Western Illinois												
Lindenwood												
at SIU Edwardsville												
at Eastern Illinois												

• - Game Started

## 2024-25 SEASON-HIGHS

Points	10	vs. Kansas City (11/30/24)
Total Rebounds	3	vs. Kansas City (11/30/24)
Offensive Rebounds	1	vs. Kansas City (11/30/24)
Defensive Rebounds	2	vs. Kansas City (11/30/24)
Field Goals Made	3	vs. Kansas City (11/30/24)
Field Goals Attempted	8	vs. Kansas City (11/30/24)
3-Point Field Goals Made	1	vs. Kansas City (11/30/24)
3-Point Field Goals Attempted	4	vs. Kansas City (11/30/24)
Free Throws Made	3	vs. Kansas City (11/30/24)
Free Throws Attempted	4	vs. Kansas City (11/30/24)
Assists	2	vs. Kansas City (11/30/24)
Blocks	1	vs. Kansas City (11/30/24)
Steals	1	vs. Kansas City (11/30/24)
Minutes	17	vs. Kansas City (11/30/24)

## CAREER-HIGHS

Points	14	at Morehead State (2/29/24)
Total Rebounds	7	2x, last at Southern Indiana (3/2/24)
Offensive Rebounds	3	2x, last vs. Tennessee State (2/10/24)
Defensive Rebounds	6	at Kansas City (11/30/23)
Field Goals Made	5	2x, last at Morehead State (2/29/24)
Field Goals Attempted	13	at Butler (11/10/23)
3-Point Field Goals Made	3	vs. Lindsey Wilson (12/17/23)
3-Point Field Goals Attempted	6	at Little Rock (1/27/24)
Free Throws Made	7	vs. Morehead State (12/31/23)
Free Throws Attempted	8	2x, last vs. Tennessee State (2/10/24)
Assists	5	vs. Harris-Stowe (2/6/23)
Blocks	2	2x, last vs. UT Martin (2/24/24)
Steals	4	at Morehead State (2/29/24)
Minutes	32	at Lindenwood (1/30/24)

## Stacker's Career Statistics at Southeast Missouri

## Overall

Season	G-GS	Min	Avg	FG-FGA	Pct	3FG-3FGA	Pct	FT-FTA	Pct	Off	Def	Tot	Avg	PF	FO	A	TO	Blk	Stl	Pts	Avg
2023-24	30-26	606	20.2	73-178	.410	15-51	.294	60-74	.811	31	63	94	3.1	70	1	21	35	15	29	221	7.4
2024-25	1-0	17	17.0	3-8	.375	1-4	.250	3-4	.750	1	2	3	3.0	1	0	2	0	1	1	10	10.0
Total	31-26	623	20.1	76-186	.409	16-55	.291	63-78	.808	32	65	97	3.1	71	1	23	35	16	30	231	7.5

## Ohio Valley Conference Games Only

Season	G-GS	Min	Avg	FG-FGA	Pct	3FG-3FGA	Pct	FT-FTA	Pct	Off	Def	Tot	Avg	PF	FO	A	TO	Blk	Stl	Pts	Avg
2023-24	17-14	363	21.4	38-85	.447	8-25	.320	42-48	.875	19	36	55	3.2	42	1	12	13	8	18	126	7.4
2024-25																					
Total																					



2024-25 REDHAWKS



6-7 / 215 / Jr.  
Santa Monica, Calif.  
Crossroads H.S.  
Pensacola State  
College

**15**  
**FORWARD**

## BRENDAN TERRY

### 2024-25 Notes

- Started Southeast Missouri's first seven games.
- Averages 6.6 points and 3.3 rebounds per contest.
- Recorded seven points in his first career NCAA Division I start at Bradley (11/4).
- Did not miss a field goal (3-of-3), had one block and collected two steals in 13 minutes against the Braves.
- Scored double figures for the first time in his career with 14 points vs. Kansas City (11/30).
- Pulled down a season-best eight rebounds vs. UNC Asheville (11/22).

### Prior to Southeast Missouri

- Played two seasons at Pensacola State College.
- As a sophomore, started 20 games and averaged 21 minutes per contest.
- Averaged 7.7 points and seven rebounds as his team's top rebounder and fourth-leading scorer.
- Registered a team-high 19 blocks and shot 50.3 percent (78-of-155) from the field.
- Participated in 29 games and logged six starts during his freshman year in 2022-23.
- Averaged 5.8 points and 3.9 rebounds and made 58.7 percent (71-of-121) of his field goals that year.
- Won a State Championship in 2018 at Crossroads High School.
- Was named Dual Sport Player of the Year (Basketball & Baseball) by the LA Times.

### Terry's Game-by-Game Statistics

2024-25	FG	3P	FT	O/D	REB	F	PTS	A	TO	B	S	M
at Bradley*	3-3	0-0	1-4	0/0	0	3	7	0	3	1	2	13
at Vanderbilt*	2-5	0-0	0-0	1/3	4	2	4	2	1	1	0	20
Crowley's Ridge Coll.*	1-1	0-0	0-0	0/0	0	2	2	1	0	1	3	11
Chattanooga*	4-6	0-0	0-0	1/2	3	5	8	1	2	0	1	14
at Central Arkansas*	1-3	0-0	2-4	2/0	2	2	4	1	3	0	2	21
vs. UNC Asheville*	2-5	0-0	3-4	2/6	8	2	7	0	1	0	1	24
Kansas City*	6-7	0-0	2-2	2/4	6	2	14	1	1	0	1	23
at Lipscomb												
at Murray State												
St. Mary of the Woods												
Eastern Illinois												
SIU Edwardsville												
Westminster												
at Tennessee State												
at UT Martin												
Southern Indiana												
Morehead State												
Little Rock												
at Tennessee Tech												
at Lindenwood												
at Western Illinois												
UT Martin												
Tennessee State												
at Morehead State												
at Southern Indiana												
at Little Rock												
Tennessee Tech												
Western Illinois												
Lindenwood												
at SIU Edwardsville												
at Eastern Illinois												

• - Game Started

### 2024-25 SEASON/CAREER-HIGHS

Points	14	vs. Kansas City (11/30/24)
Total Rebounds	8	vs. UNC Asheville (11/22/24)
Offensive Rebounds	2	3x, last vs. Kansas City (11/30/24)
Defensive Rebounds	6	vs. UNC Asheville (11/22/24)
Field Goals Made	6	vs. Kansas City (11/30/24)
Field Goals Attempted	7	vs. Kansas City (11/30/24)
3-Point Field Goals Made	-	-
3-Point Field Goals Attempted	-	-
Free Throws Made	3	vs. UNC Asheville (11/22/24)
Free Throws Attempted	4	3x, last vs. UNC Asheville (11/22/24)
Assists	2	at Vanderbilt (11/10/24)
Blocks	1	3x, last vs. Crowley's Ridge (11/13/24)
Steals	3	vs. Crowley's Ridge (11/13/24)
Minutes	24	vs. UNC Asheville (11/22/24)

### Terry's Career Statistics at Southeast Missouri

#### Overall

Season	G-GS	Min	Avg	FG-FGA	Pct	3FG-3FGA	Pct	FT-FTA	Pct	Off	Def	Tot	Avg	PF	FO	A	TO	Blk	Stl	Pts	Avg
2024-25	7-7	126	18.0	19-30	.633	0-0	.000	8-14	.571	8	15	23	3.3	18	1	6	11	3	10	46	6.6

#### Ohio Valley Conference Games Only

Season	G-GS	Min	Avg	FG-FGA	Pct	3FG-3FGA	Pct	FT-FTA	Pct	Off	Def	Tot	Avg	PF	FO	A	TO	Blk	Stl	Pts	Avg
2024-25																					

## 2024-25 REDHAWKS

LIPSCOMB  
DECEMBER 5

6-3 / 195 / So.  
Bowling Green, Ky.  
Warren Central H.S.  
Olney Central College

**3**  
**GUARD**

# DAMARION WALKUP

## 2024-25 Notes

- Came off the bench in Southeast Missouri's first seven contests.
- Scored double figures three times with 11 points in his first career NCAA Division I game at Bradley (11/4), 23 vs. Crowley's Ridge (11/13) and 11 at Central Arkansas (11/21).
- SEMO's fifth-leading scorer with 6.9 points per game
- Currently SEMO's second-best free throw shooter with a 81.8 percent clip (9-of-11).

## Prior to Southeast Missouri

- Tabbed Great Rivers Athletic Conference and Region 24 Player of the Year as a freshman at Olney Central College in 2023-24.
- Led the Blue Knights and the GRAC in scoring with 18.5 points per game and was second on the team with 65 three-pointers made.
- Dished out 44 assists, collected 35 steals and added 11 blocks.
- Started 15 games and averaged 4.4 rebounds per contest.
- Averaged 19.3 points per game in conference play leading OCC to the 2023-24 GRAC title.
- Won a State Championship at Warren Central High School when his team went 36-1 his senior year.

## Walkup's Game-by-Game Statistics

2024-25	FG	3P	FT	O/D	REB	F	PTS	A	TO	B	S	M
at Bradley	3-9	2-6	3-4	2/2	4	1	11	1	3	0	1	27
at Vanderbilt	0-1	0-1	2-2	0/3	3	1	2	1	1	0	0	19
Crowley's Ridge Coll.	8-14	4-10	3-3	2/4	6	1	23	1	2	0	2	26
Chattanooga	0-1	0-0	0-0	0/1	1	3	0	1	0	0	0	10
at Central Arkansas	4-8	3-7	0-0	0/2	2	1	11	2	0	1	0	29
vs. UNC Asheville	0-5	0-3	1-2	0/1	1	1	1	0	1	0	0	15
Kansas City	0-2	0-2	0-0	1/1	2	1	0	1	0	0	2	9

at Lipscomb

at Murray State

St. Mary of the Woods

Eastern Illinois

SIU Edwardsville

Westminster

at Tennessee State

at UT Martin

Southern Indiana

Morehead State

Little Rock

at Tennessee Tech

at Lindenwood

at Western Illinois

UT Martin

Tennessee State

at Morehead State

at Southern Indiana

at Little Rock

Tennessee Tech

Western Illinois

Lindenwood

at SIU Edwardsville

at Eastern Illinois

• - Game Started

## 2024-25 SEASON/CAREER-HIGHS

Points	23	vs. Crowley's Ridge (11/13/24)
Total Rebounds	6	vs. Crowley's Ridge (11/13/24)
Offensive Rebounds	2	2x, last vs. Crowley's Ridge (11/13/24)
Defensive Rebounds	4	vs. Crowley's Ridge (11/13/24)
Field Goals Made	8	vs. Crowley's Ridge (11/13/24)
Field Goals Attempted	14	vs. Crowley's Ridge (11/13/24)
3-Point Field Goals Made	4	vs. Crowley's Ridge (11/13/24)
3-Point Field Goals Attempted	10	vs. Crowley's Ridge (11/13/24)
Free Throws Made	3	2x, last vs. Crowley's Ridge (11/13/24)
Free Throws Attempted	4	at Bradley (11/4/24)
Assists	2	at Central Arkansas (11/21/24)
Blocks	1	at Central Arkansas (11/21/24)
Steals	2	2x, last vs. Kansas City (11/30/24)
Minutes	29	at Central Arkansas (11/21/24)

## Walkup's Career Statistics at Southeast Missouri

### Overall

Season	G-GS	Min	Avg	FG-FGA	Pct	3FG-3FGA	Pct	FT-FTA	Pct	Off	Def	Tot	Avg	PF	FO	A	TO	Blk	Stl	Pts	Avg
2024-25	7-0	135	19.3	15-40	.375	9-29	.310	9-11	.818	5	14	19	2.7	9	0	7	7	1	5	48	6.9

### Ohio Valley Conference Games Only

Season	G-GS	Min	Avg	FG-FGA	Pct	3FG-3FGA	Pct	FT-FTA	Pct	Off	Def	Tot	Avg	PF	FO	A	TO	Blk	Stl	Pts	Avg
2024-25																					



6-0 / 180 / So.  
St. Louis, Mo.  
Chaminade College Prep

**2**  
**GUARD**

## BJ WARD

### 2024-25 Notes

- Started the season strong by scoring double figures in each of Southeast Missouri's first six games.
- Was in the starting lineup for the last six contests.
- Ranks second on the team in scoring with 13.1 points per game and ranks second with 17 three-pointers made. Is also a perfect 9-of-9 at the free throw line.
- Made a nice season debut when he scored 17 points off the bench at Bradley (11/4).
- Made 7-of-10 field goals and buried three 3-pointers in 21 minutes.
- Scored 14 of his points in 11 minutes during the first half.
- In his first start of the season at Vanderbilt (11/10), poured in a career-best 22 points and made a career-high six 3-pointers.
- Turned in his first career double-double with 11 points and 10 rebounds vs. Crowley's Ridge (11/13).
- Scored 19 points at Central Arkansas (11/21) and followed that up with 10 vs. UNC Asheville (11/22) a day later.

### Ward's Game-by-Game Statistics

2024-25	FG	3P	FT	O/D	REB	F	PTS	A	TO	B	S	M
at Bradley	7-10	3-5	0-0	0/0	0	2	17	1	2	0	3	21
at Vanderbilt*	8-13	6-7	0-0	0/1	1	4	22	5	0	0	0	34
Crowley's Ridge Coll.*	4-8	1-4	2-2	1/9	10	1	11	7	3	0	1	24
Chattanooga*	5-10	1-5	2-2	1/2	3	4	13	3	2	0	1	33
at Central Arkansas*	6-13	4-9	3-3	0/1	1	2	19	2	3	0	0	31
vs. UNC Asheville*	3-9	2-3	2-2	0/0	0	5	10	1	0	0	1	29
Kansas City*	0-9	0-4	0-0	3/3	6	5	0	2	0	0	3	29

at Lipscomb

at Murray State

St. Mary of the Woods

Eastern Illinois

SIU Edwardsville

Westminster

at Tennessee State

at UT Martin

Southern Indiana

Morehead State

Little Rock

at Tennessee Tech

at Lindenwood

at Western Illinois

UT Martin

Tennessee State

at Morehead State

at Southern Indiana

at Little Rock

Tennessee Tech

Western Illinois

Lindenwood

at SIU Edwardsville

at Eastern Illinois

• - Game Started

### 2024-25 SEASON-HIGHS

Points	22	at Vanderbilt (11/10/24)
Total Rebounds	10	vs. Crowley's Ridge (11/13/24)
Offensive Rebounds	3	vs. Kansas City (11/30/24)
Defensive Rebounds	9	vs. Crowley's Ridge (11/13/24)
Field Goals Made	8	at Vanderbilt (11/10/24)
Field Goals Attempted	13	2x, last at Central Arkansas (11/21/24)
3-Point Field Goals Made	6	at Vanderbilt (11/10/24)
3-Point Field Goals Attempted	9	at Central Arkansas (11/21/24)
Free Throws Made	3	at Central Arkansas (11/21/24)
Free Throws Attempted	3	at Central Arkansas (11/21/24)
Assists	7	vs. Crowley's Ridge (11/13/24)
Blocks	-	-
Steals	3	2x, last vs. Kansas City (11/30/24)
Minutes	34	at Vanderbilt (11/10/24)

### CAREER-HIGHS

Points	22	at Vanderbilt (11/10/24)
Total Rebounds	10	vs. Crowley's Ridge (11/13/24)
Offensive Rebounds	3	vs. Kansas City (11/30/24)
Defensive Rebounds	9	vs. Crowley's Ridge (11/13/24)
Field Goals Made	8	at Vanderbilt (11/10/24)
Field Goals Attempted	13	2x, last at Central Arkansas (11/21/24)
3-Point Field Goals Made	6	at Vanderbilt (11/10/24)
3-Point Field Goals Attempted	9	at Central Arkansas (11/21/24)
Free Throws Made	3	at Central Arkansas (11/21/24)
Free Throws Attempted	3	2x, last at Central Arkansas (11/21/24)
Assists	7	3x, last vs. Crowley's Ridge (11/13/24)
Blocks	1	2x, last vs. Lindsey Wilson (12/17/23)
Steals	3	3x, last vs. Kansas City (11/30/24)
Minutes	34	at Vanderbilt (11/10/24)

### Ward's Career Statistics at Southeast Missouri

#### Overall

Season	G-GS	Min	Avg	FG-FGA	Pct	3FG-3FGA	Pct	FT-FTA	Pct	Off	Def	Tot	Avg	PF	FO	A	TO	Blk	Stl	Pts	Avg
2023-24	29-2	541	18.7	47-150	.313	11-68	.162	10-17	.588	6	32	38	1.3	30	0	55	24	2	17	115	4.0
2024-25	7-6	201	28.7	33-72	.458	17-37	.459	9-9	1.000	5	16	21	3.0	23	2	21	10	0	9	92	13.1
Total	36-8	742	20.6	80-222	.360	28-105	.267	19-26	.731	11	48	59	1.6	53	2	76	34	2	26	207	5.8

#### Ohio Valley Conference Games Only

Season	G-GS	Min	Avg	FG-FGA	Pct	3FG-3FGA	Pct	FT-FTA	Pct	Off	Def	Tot	Avg	PF	FO	A	TO	Blk	Stl	Pts	Avg
2023-24	17-2	275	16.2	25-82	.305	5-34	.147	6-11	.545	3	14	17	1.0	10	0	25	14	0	8	61	3.6
2024-25																					
Total																					



## 2024-25 REDHAWKS

LIPSCOMB  
DECEMBER 5

6-2 / 175 / Sr.  
Blytheville, Ark.  
Blytheville H.S.  
Texas A&M-CC

**30**  
**GUARD**

# TEDDY WASHINGTON JR.

## 2024-25 Notes

- Started seven games.
- Southeast Missouri's leading scorer with 18.3 points per game.
- Tops the team in rebounds with 7.1 per contest.
- Scored double figures in each of his last six starts.
- Turned in a double-double in back-to-back games when he had 18 points and 10 rebounds vs. Crowley's Ridge (11/13) and 25 points and 10 boards vs. Chattanooga (11/17).
- Dropped in a season-high 28 points and buried seven 3-pointers vs. Kansas City (11/30).
- Scored over 20 points twice.
- Is second in the Ohio Valley Conference in scoring, third in rebounding and fifth in 3-point field goals made (18).
- Leads the team with 11 steals.

## Prior to Southeast Missouri

- Saw action in 27 games and made one start at Texas A&M-Corpus Christi in 2023-24.
- Finished second on the team with 37 steals for an average of 1.4 per game.
- Had 10 multi-steal games, including six with three or more.
- Posted a season-high four steals vs. New Orleans.
- Scored double figures six times, pulled down 70 rebounds and dished out 28 assists.
- Played two years at Moberly Area Community College and averaged 14.2 points per game.
- Earned All-Region honors and was the recipient of the team's Leadership Award.
- Claimed Best Offensive Player accolades.
- Guided his team to a 30-4 record and No. 4 national ranking.
- Started all 34 games as a sophomore.
- Garnered All-State and All-Conference laurels at Blytheville High School.

## Washington, Jr.'s Game-by-Game Statistics

2024-25	FG	3P	FT	O/D	REB	F	PTS	A	TO	B	S	M
at Bradley*	2-13	0-5	0-0	0/5	5	1	4	2	2	0	2	28
at Vanderbilt*	8-16	2-6	1-2	0/3	3	2	19	1	1	1	1	20
Crowley's Ridge Coll.*	8-15	2-7	0-0	3/7	10	0	18	3	1	1	0	23
Chattanooga*	10-21	2-10	3-4	1/9	10	0	25	4	1	0	3	38
at Central Arkansas*	7-20	3-10	2-2	2/6	8	5	19	2	1	0	0	28
vs. UNC Asheville*	6-16	2-8	1-2	0/7	7	4	15	3	2	0	2	31
Kansas City*	10-18	7-12	1-2	0/5	5	1	28	2	5	0	2	31
at Lipscomb												
at Murray State												
St. Mary of the Woods												
Eastern Illinois												
SIU Edwardsville												
Westminster												
at Tennessee State												
at UT Martin												
Southern Indiana												
Morehead State												
Little Rock												
at Tennessee Tech												
at Lindenwood												
at Western Illinois												
UT Martin												
Tennessee State												
at Morehead State												
at Southern Indiana												
at Little Rock												
Tennessee Tech												
Western Illinois												
Lindenwood												
at SIU Edwardsville												
at Eastern Illinois												

• - Game Started

## 2024-25 SEASON/CAREER-HIGHS

Points	28	vs. Kansas City (11/30/24)
Total Rebounds	10	2x, last vs. Chattanooga (11/17/24)
Offensive Rebounds	3	vs. Crowley's Ridge (11/13/24)
Defensive Rebounds	9	vs. Chattanooga (11/17/24)
Field Goals Made	10	2x, last vs. Kansas City (11/30/24)
Field Goals Attempted	21	vs. Chattanooga (11/17/24)
3-Point Field Goals Made	7	vs. Kansas City (11/30/24)
3-Point Field Goals Attempted	12	vs. Kansas City (11/30/24)
Free Throws Made	3	vs. Chattanooga (11/17/24)
Free Throws Attempted	4	vs. Chattanooga (11/17/24)
Assists	4	vs. Chattanooga (11/17/24)
Blocks	1	2x, last vs. Crowley's Ridge (11/13/24)
Steals	3	vs. Chattanooga (11/17/24)
Minutes	38	vs. Chattanooga (11/17/24)

## Washington, Jr.'s Career Statistics at Southeast Missouri

Overall																	
Season	G-GS	Min	Avg	FG-FGA	Pct	3FG-3FGA	Pct	FT-FTA	Pct	Off	Def	Tot	Avg	PF	FO	A	TO
2024-25	7-7	212	30.3	51-122	.418	18-60	.300	8-12	.667	6	44	50	7.1	15	1	19	14
Ohio Valley Conference Games Only																	
Season	G-GS	Min	Avg	FG-FGA	Pct	3FG-3FGA	Pct	FT-FTA	Pct	Off	Def	Tot	Avg	PF	FO	A	TO
2024-25																	

## SOUTHEAST MISSOURI BASKETBALL NOTES



## GAME SUMMARIES



**PEORIA, Ill.** - BJ Ward scored a career-high 17 points and Southeast Missouri dropped its season-opener to preseason Missouri Valley Conference favorite Bradley, 88-60, at Carver Arena.

Ward scored 14 of his points in the first half and surpassed his previous career-best of 13 vs. Tennessee Tech on Feb. 8, 2024.

His effort, however, wasn't enough against a hot shooting BU team that hit 55.6 percent (30-of-54) of its field goals and buried 10 three-pointers.

The Braves were on fire from the get-go making six of their first seven shots to grab an early 15-2 lead 4:17 into the contest. BU made its first five field goals with Darius Hannah and Christian Davis scoring five points each to key the stretch.

BU led as many as 29 with a little over three minutes left before polishing off its victory.

Ward finished at 7-of-10 from the field and 3-of-5 from long range. He also dished out one assist and had a team-high three steals.

Damarion Walkup followed with 11 points off the bench.



**NASHVILLE, Tenn.** - BJ Ward poured in a career-high 22 points and made six 3-pointers as Southeast Missouri gave Southeastern Conference member Vanderbilt all it could handle in a 85-76 loss.

As a team, SEMO made 12 three-pointers and shot 52.2 percent from long range. The Redhawks outscored VU, 36-9, from beyond the arc.

Behind Ward's first three 3-pointers, SEMO started strong out of the gate.

The Redhawks made four of their first seven shots and

proceeded to take their first double-digit lead of the season at 16-6 on Ward's third trey with 14 minutes remaining in the first half.

The Commodores then went ahead for the first time when Tyler Nickel scored a layup and never trailed again after that.

Ward shot 8-of-13 from the field with a career-best 6-of-7 three-pointers in his first start of the season.

Teddy Washington, Jr. followed with 19 points and TJ Biel chipped in 12.



Official Basketball Box Score - Final  
**Southeast Mo. St. at Bradley**  
 11/04/24 Carver Arena, Peoria  
 2024-25 Men's Basketball

Game Time: 7:00 PM  
 Game Duration: 1:50  
 Attendance: 5,014

Officials: Ed Crenshaw, Mick Fieldbinder, Wesley Harper

Southeast Mo. St. - 60													Record: 0-1
NO. Name	Min	FG	3P	FT	Rebounds	Fouls	TP	AS	TO	ST	Blocks	+/	
15 Brendan Terry	12:57	3-3	0-0	1-4	0 0 0	3 2 7	0	3	2	1	0	-17	
1 Rob Martin	25:50	2-4	0-1	2-2	1 1 2	3 2 6	3	0	0	0	0	-24	
4 Troy Cole, Jr.	17:37	2-5	0-2	0-0	0 1 1	1 0 4	0	1	1	0	0	-21	
5 TJ Biel	13:07	1-5	0-1	0-0	1 3 4	1 1 2	0	2	0	1	0	-17	
10 Teddy Washington, Jr.	28:43	2-13	0-5	0-0	0 5 5	1 2 4	2	2	2	0	2	-19	
3 Damarion Walkup	26:34	3-9	2-6	3-4	2 2 4	1 2 11	1	3	1	0	0	-15	
22 Saxton Hoepker	09:25	0-1	0-0	0-0	0 0 0	2 0 0	0	0	1	0	0	-1	
30 Elliot Lowndes	11:53	0-1	0-1	0-0	1 3 4	1 0 0	0	1	0	0	0	-11	
2 BJ Ward	21:19	7-10	3-5	0-0	0 0 0	2 0 17	1	2	3	0	0	-1	
35 Mason Hanback	08:00	1-1	0-0	0-0	0 0 0	2 0 2	0	0	1	0	0	-4	
55 Marquess Bell	17:25	2-4	1-2	0-0	0 2 2	0 5 1	2	0	0	1	0	-14	
18 David Idada	07:10	1-1	0-0	0-0	2 0 2	1 1 2	0	1	0	0	0	4	
Team					2 1 3	0 0 0							
<b>Totals</b>		24-57	6-23	6-10	9 18 27	20 10 60	8	17	11	2	3	-28	

Technical Fouls: NONE

Bradley - 88													Record: 1-0												
NO. Name	Min	FG	M	A	3P	FT	Rebounds	Fouls	TP	AS	TO	ST	Blocks	+/	Shooting By Period										
1 Almar Atlasson	F 19:08	5-8	3-4	0-1	1 7 8	4 1 1	13	0	3	1	1	0	17		1 <sup>st</sup> FG% 17-28 60.7%										
35 Darius Hannah	F 28:58	4-6	1-3	0-0	0 3 3	1 1 9	5	2	3	0	0	23			3 <sup>rd</sup> FG% 7-13 53.8%										
3 Zek Montgomery	F 25:19	2-6	1-3	2-2	1 0 1	1 1 7	0	2	2	0	0	19			3 <sup>rd</sup> FG% 5-6 83.3%										
5 Christian Davis	F 28:21	6-7	2-3	1-1	2 4 6	1 2 15	3	3	1	1	0	29		2 <sup>nd</sup> FG% 15-26 50.0%											
21 Duke Deen	G 28:42	2-7	1-4	2-2	0 1 1	0 3 7	4	1	0	0	0	18			3 <sup>rd</sup> FG% 3-10 30.0%										
0 Damarion Burch	F 20:52	3-3	1-1	2-3	0 2 2	1 1 3	9	2	1	1	0	8			1 <sup>st</sup> FG% 13-19 68.4%										
14 Ahmet Jonovic	F 10:51	2-4	0-0	2-4	2 5 7	1 2 6	0	1	0	0	0	-1			GM FG% 30-54 55.6%										
22 Jaquan Johnson	F 18:31	4-6	0-1	7-10	2 0 2	0 6 15	1	1	1	0	1	17			3 <sup>rd</sup> FG% 10-23 43.5%										
4 Corey Thomas	F 09:23	2-6	1-4	2-2	1 3 4	1 1 7	0	0	0	0	1	11			FT% 18-25 72.0%										
2 Connor Dillon	F 04:29	0-0	0-0	0-0	1 0 1	0 0 0	0	0	1	1	0	-5			Dead Ball Rebounds: 3, 0										
10 Timothy Knapp	F 03:07	0-1	0-0	0-0	1 0 1	0 0 0	0	0	0	0	0	1													
25 Goanar Bilew	F 01:41	0-0	0-0	0-0	0 0 0	0 0 0	0	0	0	0	0	1													
34 Connor Linke	F 00:39	0-0	0-0	0-0	0 0 0	0 0 0	0	0	0	0	0	1													
Team					0 0 0	0 0 0				0	-1														
Totals		30-54	10-23	18-25	10 26 36	10 20 88	15	16	10	3	2	28													

Technical Fouls: NONE

	SEMO	BRAD	Points from	SEMO	BRAD	Period by Period Scoring			
Biggest lead	0 (1 <sup>st</sup> 20:00)	29 (2 <sup>nd</sup> 4:07)	Turnovers	19	25	1st	2nd	TOT	
Best Scoring Run	6 (1 <sup>st</sup> 14:42)	11 (2 <sup>nd</sup> 4:07)	Paint	26	34	SEMO	29	31	60
Lead Changes	0		Second Chance	9	11				
Times Tied	0		Fast Breaks	5	12	BRAD	46	42	88
Time with Lead	00:00	39:35	Bench	37	37				



Official Basketball Box Score - Final  
**Southeast Mo. St. at Vanderbilt**  
 11/10/24 Memorial Gymnasium, Nashville, Tenn.  
 Vanderbilt vs. SEMO

Game Time: 12:00 PM  
 Game Duration: 2:10  
 Attendance: 5,700

Officials: Joe Lindsay, Steven Anderson, Chase Shaw

Southeast Mo. St. - 76													Record: 0-2
NO. Name	Min	FG	3P	FT	Rebounds	Fouls	TP	AS	TO	ST	Blocks	+/	
15 Brendan Terry	20:09	2-5	0-0	0-0	1 3 4	2 3 4	2	1	0	1	0	-14	
1 Rob Martin	31:24	2-6	0-0	5-7	0 1 1	3 5 9	4	0	0	0	0	-15	
2 BJ Ward	33:52	8-13	6-7	0-0	0 1 1	4 1 22	5	0	0	0	0	2	
4 Troy Cole, Jr.	12:09	3-7	0-2	0-0	1 2 3	5 0 6	0	0	1	0	1	-4	
10 Teddy Washington, Jr.	33:14	8-19	2-8	1-2	0 5 5	4 4 19	3	2	2	1	0	-5	
30 Elliot Lowndes	10:03	1-2	0-0	0-0	0 2 2	3 0 2	1	1	0	0	0	8	
5 TJ Biel	21:12	4-7	4-6	0-2	1 5 6	3 3 12	1	2	0	1	1	-4	
3 Damarion Walkup	18:36	0-1	0-1	2-2	0 3 3	1 1 2	1	1	1	0	0	-1	
18 David Idada	00:57	0-0	0-0	0-0	0 0 0	0 0 0	0	0	1	0	0	-3	
55 Marquess Bell	04:22	0-1	0-0	0-0	0 0 0	1 0 0	0	1	0	0	0	-4	
22 Saxton Hoepker	06:18	0-2	0-1	0-0	0 2 3	0 0 0	0	0	0	0	0	-6	
35 Mason Hanback	07:44	0-0	0-0	0-0	0 2 2	2 0 0	0	1	0	0	0	3	
Team					1 2 3	0 0 0							
<b>Totals</b>		28-63	12-25	9-13	4 28 32	31 17 76	18	8	3	3	6	-9	

Technical Fouls: Washington, Jr. 2<sup>nd</sup> 4:51

Vanderbilt - 85													Record: 2-0
NO. Name	Min	FG	3P	FT	Rebounds	Fouls	TP	AS	TO	ST	Blocks	+/	
5 Tyler Nickel	25:11	3-10	2-7	3-3	2 6 8	2 3 11	0	0	0	0	0	-1	
22 Jaylen Carey	20:41	2-6	0-1	2-2	2 3 5	2 1 6	0	2	0	0	0	1	
99 Devin McGlockton	26:15	4-9	0-0	6-9	11 8 19	1 6 14	2	1	0	0	4	0	10
1 Jason Edwards	27:28	4-10	1-4	9-9	0 3 3	2 6 17	1	1	0	0	0	18	
4 Grant Huffman	18:39	1-2	0-1	2-2	0 1 1	1 2 4	3	0	0	0	0	6	
2 MJ Collins	17:41	4-7	0-3	0-1	2 2 4	1 1 8	0	3	0	0	0	-6	
11 A.J. Hoggard	23:54	2-11	0-6	7-10	0 2 2	4 8 11	4	2	2	1	1	3	
3 Tyler Tanner	21:37	2-6	0-3	2-3	1 1 2	3 2 6	0	4	0	0	0	32	
30 Chris Manon	14:51	2-3	0-0	2-2	2 4 6	2 1 6	0	0	0	1	1	7	
10 Jordan Williams	03:43	1-1	0-0	0-0	0 1 1	0 0 2	0	0	0	0	0	6	
Team					0 2 2	0 0 0							
<b>Totals</b>		25-65	3-25	32-41	20 33 53	18 30 65	10	9	7	6	3	9	

Technical Fouls: Hoggard 2<sup>nd</sup> 4:51

SEMOS		VANDY		Points from		SEMOS		VANDY		Period by Period Scoring	
Biggest lead	10 (1 <sup>st</sup> 14:00)	13 (2 <sup>nd</sup> 1:28)		Turnovers	8 12	1 <sup>st</sup>	2 <sup>nd</sup>	3 <sup>rd</sup>	TOT		
Best Scoring Run	8 (2 <sup>nd</sup> 14:11)	9 (1 <sup>st</sup> 8:30)		Paint	22 42						
Lead Changes	1			Second Chance	0 22	SEMOS	38	38	76		
Times Tied	1			Fast Breaks	2 2	VANDY	40	45	85		
Time with Lead	10:27	28:30		Bench	16 33						

## SOUTHEAST MISSOURI BASKETBALL NOTES

## GAME SUMMARIES

LIPSCOMB  
DECEMBER 5

**CAPE GIRARDEAU, Mo.** - Damarion Walkup scored a game-high 23 points and Teddy Washington, Jr. and BJ Ward each turned in a double-double to lead Southeast Missouri to a dominating 93-38 win over Crowley's Ridge College.

Washington, Jr. and Ward each posted the first double-double of their careers with Washington, Jr. going for 18 points and 10 rebounds and Ward collecting 11 points and 10 boards.

It didn't take long for SEMO to put the game out of reach.

The Redhawks limited CRC to only six field goals and 17 points in the opening stanza en route to their commanding 47-17 halftime advantage.

At one time, the Pioneers missed 12-straight shots and didn't score for over six minutes.

Meanwhile, SEMO opened the game with a 26-5 run and never turned back.

As a team, SEMO drained 11 three-pointers finishing with more than 10 threes in a game for the second-straight contest.



**CAPE GIRARDEAU, Mo.** - Rob Martin matched a career-high 29 points and Teddy Washington, Jr. had a double-double 25 points and 10 rebounds as Southeast Missouri came up short in an 87-82 loss to Chattanooga.

Down, 83-79, with 36 seconds to go, Martin drained a 3-pointer to get SEMO within one 23 seconds later. His big 3-pointer came after Bash Wieland missed two free throws.

Following a 30-second timeout, Honor Huff was fouled and knocked down two free throws

to give UTC a 85-82 edge with 11 seconds.

The Redhawks had one last opportunity and Martin had a good look from the top of the arc, but his 3-point shot came off the rim and Jack Kostel made two free throws in the final seconds to seal the victory.

Martin's driving layup put SEMO ahead, 54-51, with just under 17 minutes to play before the momentum swung in the Mocs' direction.

Official Basketball Box Score - Final  
**Crowley's Ridge at Southeast Mo. St.**  
11/13/24 Show Me Center, Cape Girardeau  
2024-25 Men's BasketballGame Time: 6:30 PM  
Game Duration: 1:35  
Attendance: 745

Officials: Ed Crenshaw, Chance Wallesen, Bob Franklin

Crowley's Ridge - 38												
Record: 1-1												
NO.	Name	Min	FG	3P	FT	Rebounds	Fouls	TP	AS	TO	ST	Blocks
			M-A	M-A	M-A	OR DR TOT	PF					BS BA
2	Braxton Cousins	F 24:18	2-9	0-1	3-4	0 2 2	3 4	7	3	3	1	0 2
0	Caleb Wade	G 22:17	1-6	0-5	0 0	3 3 1	1 2	0	1	0	0	0
5	Timquorian Johnson	G 24:57	0-6	0-3	0-0	1 4 5	2 1	0	0	3	2	0
10	Zak Brown	G 27:06	3-10	0-1	0-0	0 6 6	0 0	6	2	3	3	0
11	Arthur Johnson IV	G 11:53	1-2	0-0	0 0	1 1 2	1 0	2	0	0	1	0
25	Hayden Robinson	18:12	0-3	0-2	0 0	1 4 5	1 0	0	1	2	0	0
13	Jerrodney Tubbs	12:25	0-4	0-1	0 0	1 2 3	1 0	0	0	0	1	0
7	Gavin Hall	17:06	4-6	0-2	0-1	0 1 1	1 1	8	2	2	0	0
8	Trent McGowan	18:40	3-6	3-5	0 0	0 0 0	1 1	9	0	1	0	0
1	Shawn-Hudson Seagraves	06:02	0-2	0-1	0-0	0 0 0	0 0	0	0	0	0	0
24	Hunter Wilkerson	08:32	1-1	0-0	0-0	0 1 1	1 0	2	0	1	0	0
30	Josh Lazzarino	05:15	1-4	0-2	0 0	0 0 0	2 0	0	0	0	0	0
21	Peyton Griffith	03:17	0-0	0-0	0-0	0 0 0	0 0	0	1	1	0	0
Team						0 0 0	0	0	1	1	0	0
Totals			16-59	3-23	3-5	4 24 28	12 8	38	9	18	7	1 5

Technical Fouls: NONE

Southeast Mo. St. - 93												
Record: 1-2												
NO.	Name	Min	FG	3P	FT	Rebounds	Fouls	TP	AS	TO	ST	Blocks
			M-A	M-A	M-A	OR DR TOT	PF					BS BA
15	Brendan Terry	F 10:59	1-1	0-0	0 0	0 0 0	2 0	2	1	0	3	1 0
1	Rob Martin	G 25:25	3-8	1-1	0-0	0 1 1	0 1	7	7	2	0	0 1
2	BJ Ward	G 23:44	4-8	1-4	2-2	1 9 10	1 1	11	7	3	1	0 0
4	Troy Cole, Jr.	G 20:39	4-9	1-4	0-1	0 1 1	1 3	9	0	0	2	0 0
10	Teddy Washington, Jr.	G 23:39	8-15	2-7	0-0	3 7 10	0 1	18	3	1	0	1 0
30	Elliot Lowndes	13:41	3-6	0-1	1-2	1 2 3	1 2	7	1	0	0	2 0
3	Damarion Walkup	25:28	8-14	4-10	3-3	2 4 6	1 1	23	1	2	2	0 0
5	TJ Biel	17:44	3-8	2-6	2-2	1 4 5	1 2	10	1	0	0	0 0
35	Mason Harbuck	05:56	0-2	0-0	0 0	1 0 1	0 0	0	0	0	0	0 0
55	Marquese Bell	13:41	1-2	0-1	0-0	1 5 6	0 1	2	1	1	1	0 0
18	David Idada	09:24	1-1	0-0	0 0	1 2 3	1 0	2	0	0	1	0 0
22	Saxton Hoepker	09:40	1-2	0-1	0-0	2 2 4	0 0	2	0	0	1	0 0
Team						0 0 0	0	0	0	0	0	0
Totals			37-76	11-35	8-10	13 37 50	8 12	93	22	9	10	5 1

Technical Fouls: NONE

CROW		SEMO		Points from		CROW		SEMO		Period by Period Scoring		
Biggest lead		0 (1 <sup>st</sup> 20:00)		57 (2 <sup>nd</sup> 1:32)		Turnovers		9 19		1st 2nd TOT		
Best Scoring Run		6 (1 <sup>st</sup> 0:12)		14 (1 <sup>st</sup> 9:51)		Paint		22 44		CROW 17 21 38		
Lead Changes		0		1		Second Chance		1 13		SEMO 47 46 93		
Times Tied		0		5		Fast Breaks		5 11				
Time with Lead		00:00		39:17		Bench		21 46				

Official Basketball Box Score - Final  
**Chattanooga at Southeast Mo. St.**  
11/17/24 Show Me Center, Cape Girardeau  
2024-25 Men's BasketballGame Time: 2:00 PM  
Game Duration: 2:39  
Attendance: 580

Officials: Steve Orlino, Dillon Brasher, Alex Manuel

Chattanooga - 87												
Record: 2-3												
NO.	Name	Min	FG	3P	FT	Rebounds	Fouls	TP	AS	TO	ST	Blocks
			M-A	M-A	M-A	OR DR TOT	PF					BS BA
23	Latif Diouf	F 20:22	3-8	0-1	0 0	2 3 5	1 3	6	2	2	0	0 1
24	Garrison Keeslar	F 21:16	5-7	1-3	2-2	0 2 2	2 2	13	2	0	0	0 0
2	Trey Bonham	G 29:44	3-9	2-7	5-6	1 5 6	2 4	13	1	3	1	0 0
3	Honor Huff	G 33:11	1-5	0-4	2-2	1 3 4	2 2	4	1	3	0	0
22	Bash Wieland	G 25:24	3-7	0-0	6-11	2 6 8	0 6	12	0	0	0	1 5
7	Sean Cusano	16:17	5-5	2-2	2-3	0 1 1	1 2	14	1	2	0	0
34	Makar Richards	13:54	1-3	0-0	1-2	1 2 3	4 1	3	1	1	0	2 1
0	Noah Melson	19:49	5-9	4-7	1-2	0 5 5	1 1	15	0	1	0	0
11	Jack Kostel	13:31	2-3	0-1	3-3	0 4 4	1 2	7	2	1	1	0
21	Collin Mulholland	06:32	0-2	0-1	0-0	0 0 0	1 1	0	2	1	0	0
Team						0 0 0	0	0	1	1	0	0
Totals			28-58	9-26	22-31	7 31 38	15 24	87	12	15	2	3 5

Technical Fouls: NONE

Southeast Mo. St. - 82												
Record: 1-3												
NO.	Name	Min	FG	3P	FT	Rebounds	Fouls	TP	AS	TO	ST	Blocks
			M-A	M-A	M-A	OR DR TOT	PF					BS BA
15	Brendan Terry	F 13:53	4-6	0-0	0 0	1 2 3	5 0	8	1	2	1	0 0
1	Rob Martin	G 36:39	12-24	2-6	3-5	1 4 5	2 4	29	3	2	1	0 0
2	BJ Ward	G 33:25	5-10	1-5	2-2	1 2 3	4 2	13	3	2	1	0 1
4	Troy Cole, Jr.	G 12:12	0-1	0-0	1-2	0 0 0	4 1	1	0	0	0	1 1
10	Teddy Washington, Jr.	G 38:33	10-21	2-10	3-4	1 9 10	0 3	25	4	1	3	0 0
30	Elliot Lowndes	19:08	0-3	0-3	1-2	0 5 5	2 2	1	0	0	1	2 0
5	TJ Biel	19:17	1-2	1-2	0-0	1 1 2	2 0	3	0	0	1	1 0
3	Damarion Walkup	09:42	0-1	0-0	0-0	0 1 1	3 0	0	1	0	0	0
18	David Idada	10:27	1-2	0-0	0-2	1 0 1	2 3	2	1	1	0	0
22	Saxton Hoepker	06:44	0-0	0-0	0-0	1 0 1	0 0	0	0	0	1	0
Team						0 0 0	0	0	0	0	0	0
Totals			33-70	6-26	10-17	7 24 31	24 15	82	13	8	9	3 2

Technical Fouls: NONE

CHAT		SEMO		Points from		CHAT		SEMO		Period by Period Scoring		
Biggest lead		10 (2 <sup>nd</sup> 9:51)		4 (2 <sup>nd</sup> 18:54)		Turnovers		4 17		1st 2nd TOT		
Best Scoring Run		8 (2 <sup>nd</sup> 13:42)		6 (2 <sup>nd</sup> 18:54)		Paint		34 34		CHAT 45 42 87		
Lead Changes		6		7		Second Chance		7 4		SEMO 45 37 82		
Times Tied		8		9		Fast Breaks		9 12				
Time with Lead		33:23		02:59		Bench		39 6				

## SOUTHEAST MISSOURI BASKETBALL NOTES



## GAME SUMMARIES



**CONWAY, Ark.** - BJ Ward scored 19 points and nailed a big 3-pointer in the closing minute of overtime to send Southeast Missouri to a 77-73 victory over Central Arkansas.

Cole McCormick split two free throws making his second shot to cut SEMO's lead to one when Ward drained a long 3-pointer to put the Redhawks ahead, 75-71, with 26 seconds remaining.

Nine seconds later, TJ Biel made a free throw to keep SEMO's lead at five.

A pair of free throws by

Brayden Fagbemi later trimmed the Redhawks lead to 76-73 before Marqueas Bell's free throw finished off the Bears.

Neither team led by more than six points in a tight see-saw battle that featured 19 ties and 15 lead changes.

Tied, 66-66, in the final 20 seconds of regulation, UCA had a chance to get ahead twice when Elias Cato and Michael Evbagharu each missed free throws.

SEMO had an opportunity to win it in regulation, but Teddy Washington, Jr.'s shot missed.



**CONWAY, Ark.** - Teddy Washington, Jr. scored 15 points and Southeast Missouri shot just 34.9 percent from the field in a 72-64 loss to UNC Asheville.

For the second-straight night, SEMO was involved in a game with several ties and lead changes. The Redhawks, however, just couldn't get any separation.

Down, 17-12, the Redhawks put together an 11-2 run to build a four-point cushion.

Marqueas Bell knocked down a 3-pointer to tie the game and Teddy Washington, Jr., Elliot Lowndes

and Rob Martin each followed with baskets to give SEMO a 23-19 advantage with 6:03 remaining in the first half.

UNCA used a 5-0 run during a period where the Redhawks didn't score for over five minutes.

Toyaz Solomon's dunk brought the game tied the game and two free throws by Jordan Marsh gave the Bulldogs a 28-27 edge.

Josh Banks the added a layup push UNCA's lead to 30-27 at the intermission.

Tied, 37-37, SEMO went the final 13:29 without a lead.



Official Basketball Box Score - Final  
Southeast Mo. St. at Central Ark.  
11/21/24 Farris Center, Conway  
2024-25 Mavs Basketball

Game Time: 6:30 PM  
Game Duration: 2:08  
Attendance: 1,311

Officials: Tucson Grigg, Chris Chumley, Blake Thomas

Southeast Mo. St. - 77													Record: 2-3													Shooting By Period												
NO. Name		Min	FG M/A	3P M/A	FT M/A	Rebounds OR DR	Fouls PF FD	TP AS	TO ST	Blocks BS BA																												
15	Brendan Terry	F 20:13	1-3	0-0	2-4	2 0	2 5	4 1	3 2	0 1	3 3	1 1	3 3	36.4%																								
30	Elliot Lowndes	F 15:30	1-2	0-1	0-0	1 7	8 4	0 2	0 0	1 0	0 0	5 5	3PT% 12-18	33.3%																								
1	Rob Martin	G 37:52	5-14	1-5	0-0	0 3	3 5	0 11	2 1	0 0	0 0	0 -6	FT% 4-4	100%																								
2	BJ Ward	G 38:15	6-13	4-9	3-3	0 1	1 2	3 19	2 3	0 0	0 0	0 10	2nd 3PT% 12-29	41.4%																								
10	Teddy Washington, Jr.	G 28:36	7-20	3-10	2-2	2 6	8 5	1 19	2 1	0 0	0 0	5 5	3PT% 5-15	33.3%																								
3	Damarion Walkup	G 28:33	4-8	3-7	0-0	0 2	2 1	0 11	2 0	0 0	1 0	3 3	FT% 3-5	60%																								
5	TJ Biel	G 21:39	0-2	0-1	3-5	0 4	4 1	5 3	1 0	0 1	0 1	0 4	OT 3PT% 1-2	50.0%																								
18	David Idada	G 15:14	1-1	0-0	0-1	3 1	4 0	1 2	0 0	1 0	1 0	-13	3PT% 1-2	50.0%																								
4	Troy Cole, Jr.	G 16:34	1-3	1-2	0-0	0 2	2 0	2 3	0 2	1 0	0 0	-1	GM 3PT% 27-38	34.7%																								
55	Marqueas Bell	G 10:34	1-2	0-0	1-2	0 3	3 2	0 3	1 1	0 0	1 0	1 0	3PT% 12-25	39.3%																								
Team						3 2	5 0	0 0					FT% 11-17	64.7%																								
Totals			27-68	12-35	11-17	11 31	42 22	17 77	11 13	5 2	2 2	4 4	Dust Ball Percent: 3.0																									

Technical Fouls: Ward 1<sup>st</sup> 8:36

Central Ark. - 73															
Record: 1-4															
NO.	Name	Min	FG M-A	3P M-A	FT M-A	Rebounds OR DR	Fouls FF FD	TP	AS	TO	ST	Blocks BS BA	+/-		
0	Ubong Abasi Etim	F 06:44	0-0	0-0	0-0	0	0 2	2 2	0	0	0	0	0	0	
3	Brayden Fagbemi	G 40:35	4-11	1-5	11-12	1 5	6 2	6 20	4	3	3	0	1	6	
13	Ben Fox	G 13:19	0-1	0-1	0-0	0	0 0	1 0	0	0	2	1	0	-3	
25	Elias Cato	G 38:03	8-16	0-2	4-7	1 6	7 2	6 20	1	2	2	0	0	5	
32	Layne Taylor	G 41:30	7-19	2-7	1-2	0 9	9 1	17 2	1	2	3	0	1	-9	
15	Michael Evbagharu	G 31:23	2-5	0-1	4-7	4 3	7 2	5 8	1	0	1	0	0	6	
1	Jabari West	G 09:51	2-4	0-1	0-0	3 1	4 0	0 4	0	0	0	1	0	5	
4	Nehemiah Turner	G 07:47	1-2	0-0	0-0	0 1	1 0	1 2	0	1	0	0	0	-3	
24	Cole McCormick	G 27:31	0-4	0-4	2-4	0 3	3 5	3 2	1	1	1	0	0	-17	
23	Diogo Seixas	G 06:42	0-0	0-0	0-0	0 0	0 1	0 0	0	0	0	0	0	-11	
17	Ethan Thomas	G 01:35	0-0	0-0	0-0	0 0	0 0	0 0	0	0	0	0	0	-1	
Team															
Totals			24-62	3-21	22-32	11 32	43 17	21 73	8 13	11 2	2 2	0 4			
													Shooting By Period		
													1 <sup>st</sup> FG	12-23	52.2%
													3PT%	1-6	16.7%
													FT%	9-14	64.3%
													2 <sup>nd</sup> FG	11-32	34.4%
													3PT%	2-13	15.4%
													FT%	8-10	80%
													OT-FT%	1-7	14.3%
													3PT%	0-2	0.0%
													FT%	5-8	62.5%
													GM FG%	24-62	38.7%
													3PT%	3-21	14.3%
													FT%	22-32	68.8%
													Dead Ball Possessions		

Technical Fouls: NONE

		SMS	UCA
Biggest lead	6 (1 <sup>st</sup> 8:38)	6 (1 <sup>st</sup> 11:54)	
Best Scoring Run	11 (1 <sup>st</sup> 9:04)	8 (1 <sup>st</sup> 0:33)	
Lead Changes	15		
Times Tied	17		
Time with Lead	19:58	12:28	

		SMS	UCA
Points from Turnovers		22	36
Paint		4	9
Second Chance		12	12
Fast Breaks		12	12
Bench		22	16



Official Basketball Box Score - Final  
UNC Asheville at Southeast Mo. St.  
11/22/24 Farris Center, Conway  
2024-25 UCA Classic (Game 2)

Game Time: 6:30 PM  
Game Duration: 1:56  
Attendance: 125

Officials: Luke Chittum, Nathan Bemis, John St. Clair

UNC Asheville - 72																		
Record: 2-2																		
NO.	Name	Min	FG	3P	FT	Rebounds	Fouls	TP	AS	TO	ST	Blocks	+/-					
			M/A	M/A	M/A	OR	DR	FF	FD	BS	BA							
0	Toyaz Solomon	F 34:11	8-15	0-0	1-2	2	9	11	2	1	17	0	4	1	2	0	10	
11	Greg Gantt, Jr.	F 24:42	1-3	0-0	1-2	0	7	7	3	2	3	1	1	0	1	-15		
2	Jordan Marsh	G 29:58	4-13	0-3	6-7	2	6	8	3	5	14	1	1	0	0	0	11	
3	Josh Banks	G 31:33	6-13	4-9	7-10	0	5	5	2	7	23	4	1	1	1	6	0	
12	Fletcher Abee	G 34:30	0-5	0-4	1-2	0	0	0	3	1	1	3	0	1	0	0	0	
4	Jemal Davis	G 11:29	4-4	0-0	1-2	2	1	3	4	0	9	0	1	0	0	0	8	
6	Kameron Taylor	G 22:30	0-3	0-1	3-4	6	1	7	2	4	3	1	0	2	0	1	5	
14	Connor Dubsky	G 02:55	0-1	0-0	0-0	0	1	1	0	0	0	0	0	0	0	0	5	
22	Javoy Thompson	G 00:36	0-1	0-0	0-0	0	0	0	0	0	0	0	0	0	0	0	0	
7	Aidan Rubio	G 07:36	1-1	0-0	0-0	0	0	0	0	1	2	0	0	0	0	0	10	
Team						1	3	4	0	0	1	0	0	0	0	0	0	
Totals			24-59	4-17	20-29	13	33	46	19	21	72	10	9	5	4	2	8	0
													Shooting By Period					
													1st FG	12-31	38.7%			
													3PT	0-0	0.0%			
													FT	6-9	66.7%			
													2nd FG	12-28	42.9%			
													3PT	4-8	50.0%			
													FT	14-20	70.0%			
													GM FG	24-59	40.7%			
													3PT	4-17	23.5%			
													FT	20-29	69.0%			
													Dead Ball Rebounds: 3-0					

Technical Fouls: NONE

Southeast Mo. St. - 64													Record: 2-4												
NO.	Name	Min	FG	3P	FT	Rebounds	Fouls	TP	AS	TO	ST	Blocks	Shooting By Period												
			M/A	M/A	M/A	OR	DR	FF	FD	BS	BA	+/-	1ST	2ND	3RD	4TH									
15	Brendan Terry	F 23:41	2-5	0-0	3-4	2	6	8	2	3	7	0	1	1	0	0	-2								
30	Elliot Lowndes	F 14:15	2-3	0-0	1-2	2	2	4	2	1	5	1	1	0	1	1	12								
1	Rob Martin	G 28:25	5-15	0-2	3-4	1	0	1	3	2	13	2	1	0	1	1	0								
2	BJ Ward	G 29:33	3-9	2-3	2-2	0	0	0	5	1	10	1	0	1	0	0	-12								
10	Teddy Washington, Jr.	G 31:44	6-16	2-8	1-2	0	7	7	4	3	15	3	2	2	0	0	3								
18	David Idada	G 08:30	0-1	0-0	0-0	1	0	1	0	0	0	1	0	0	0	1	-11								
5	TJ Biel	G 10:55	0-0	0-0	0-0	0	2	2	4	1	2	0	0	0	0	0	-10								
3	Damarion Walkup	G 15:33	0-5	0-3	1-2	0	1	1	1	2	1	0	1	0	0	0	-15								
4	Troy Cole, Jr.	G 22:10	1-4	0-1	3-4	1	3	4	2	4	5	0	1	0	0	1	-5								
55	Marqueas Bell	G 15:14	3-5	1-2	1-1	1	3	4	1	1	8	0	0	0	0	0	0								
Team						1	2	3	0	0	0	0													
Totals			22-63	5-19	15-21	11	26	37	21	19	64	7	7	4	2	4	-8								
Technical Fouls: NONE																									

Technical Fouls: NONE

		UNC	SEM
Biggest lead	10 (2 <sup>nd</sup> 4:48)	4 (1 <sup>st</sup> 17:49)	
Best Scoring Run	7 (1 <sup>st</sup> 9:37)	7 (1 <sup>st</sup> 7:51)	
Lead Changes	10		
Times Tied	9		
Time with Lead	19:34	14:32	

		UNC	SEM
Points from Turnovers		12	8
Paint		34	28
Second Chance		13	8
Fast Breaks		8	7
Bench		14	14

Period by Period Scoring			
	1st	2nd	TOT
UNC	30	42	72
SEM	27	37	64



## GAME SUMMARIES

LIPSCOMB  
DECEMBER 5

**CAPE GIRARDEAU, Mo.** - Teddy Washington, Jr. scored a game-high 28 points and made seven 3-pointers to lead Southeast Missouri to an 80-59 win over Kansas City at the Show Me Center.

After KC scored the first basket of the game, SEMO went on a 16-0 run to get an early double-digit lead.

Brendan Terry made a layup on a fast break and Washington, Jr. followed with a 3-pointer. Terry later added four more points before Braxton Stacker buried

a 3-pointer to put the Redhawks ahead, 16-2, with a little under 11 minutes in the first half.

The Roos were cold out of the gate missing 11 of their first 12 shots. KC went scoreless for over eight minutes while SEMO stretched its lead to double figures.

The Redhawks headed into the intermission with a comfortable 40-21 lead.

SEMO continued to pour it on in the second half and led by as many as 26 before putting the win on ice.



Official Basketball Box Score - Final  
**Kansas City at Southeast Mo. St.**  
11/30/24 Show Me Center, Cape Girardeau  
2024-25 Men's Basketball

Game Time: 7:30 PM  
Game Duration: 1:56  
Attendance: 890

Officials: Nathan Benis, Kevin Driver, Sparky Hamilton

Kansas City - 59													Record: 4-5														
NO.	Name	Min	FG	3P	FT	Rebounds	Fouls	TP	AS	TO	ST	Blocks	+/	Shooting By Period													
			M-A	M-A	M-A	OR	DR	TOT	PF	FD		BS	BA		1 <sup>st</sup> FG%	1 <sup>st</sup> 3P%	1 <sup>st</sup> FT%	2 <sup>nd</sup> FG%	2 <sup>nd</sup> 3P%	2 <sup>nd</sup> FT%	3 <sup>rd</sup> FG%	3 <sup>rd</sup> 3P%	3 <sup>rd</sup> FT%	GM FG%			
20	Melvyn Ebonkoli	F 21:07	2-7	0-0	2-2	2	2	4	3	4	6	0	1	0	0	8-33	0-33	24.2%	3PT%	1-15	6.7%	FT%	4-5	80%			
1	Jayson Petty	G 25:55	0-10	0-7	0-1	0	2	2	3	0	0	0	3	0	0	-20											
3	Davontae Hall	G 26:11	2-7	0-2	6-7	0	4	4	0	5	10	3	3	1	2	0	-18										
7	Kasheem Grady II	G 26:58	3-8	0-4	0-1	0	3	3	0	1	6	1	1	1	0	0	-2										
30	Cameron Faas	G 21:53	2-7	1-5	0-0	0	2	2	3	0	5	0	3	0	0	1	-15										
2	Babacar Diallo	13:30	0-1	0-1	0-0	1	4	5	0	0	0	0	3	0	0	0	-4										
11	Anderson Kopp	31:33	7-15	3-7	10-10	2	2	4	3	4	27	2	0	0	0	0	-17										
21	Josh Ijeh	11:28	0-0	0-0	0-0	0	2	2	0	0	0	0	1	0	0	0	-8										
12	Ring Nyeri	14:00	1-2	1-1	2-2	3	4	7	0	1	5	1	2	1	1	0	-8										
44	Blake Ammons	07:26	0-0	0-0	0-0	0	0	0	0	0	0	0	1	0	1	0	-6										
Team						0			0			0						Dead Ball Rebounds: 3.2									
<b>Totals</b>			17-57	5-27	20-23	8	25	33	14	17	59	7	19	3	4	3	-21										
													Technical Fouls:Faas 1 <sup>st</sup> 5:37														

Southeast Mo. St. - 80													Record: 3-4														
NO.	Name	Min	FG	3P	FT	Rebounds	Fouls	TP	AS	TO	ST	Blocks	+/	Shooting By Period													
			M-A	M-A	M-A	OR	DR	TOT	PF	FD		BS	BA		1 <sup>st</sup> FG%	1 <sup>st</sup> 3P%	1 <sup>st</sup> FT%	2 <sup>nd</sup> FG%	2 <sup>nd</sup> 3P%	2 <sup>nd</sup> FT%	3 <sup>rd</sup> FG%	3 <sup>rd</sup> 3P%	3 <sup>rd</sup> FT%	GM FG%			
15	Brendan Terry	F 23:15	6-7	0-0	2-2	2	4	6	2	1	14	1	1	1	0	1	10	15-33	4-12	33.3%	3PT%	4-12	33.3%	FT%	6-11	54.5%	
30	Elliot Lowndes	F 13:07	1-1	0-0	0-0	0	3	3	2	1	2	1	0	1	2	0	3										
1	Rob Martin	G 27:24	3-8	0-3	0-0	1	1	2	2	1	6	4	1	2	0	1	17										
2	BJ Ward	G 28:43	0-9	0-4	0-0	0	3	3	6	0	2	0	3	0	1	3											
10	Teddy Washington, Jr.	G 31:20	10-18	7-12	1-2	0	5	5	1	1	28	2	5	2	0	0	25										
4	Trey Cole, Jr.	F 17:07	5-7	0-1	3-5	1	4	5	1	2	13	0	1	2	0	19											
18	David Idada	11:21	1-2	0-0	0-1	1	2	3	0	2	2	0	0	0	0	11											
3	Damarion Walkup	08:13	0-2	0-2	0-0	1	1	2	1	0	0	1	0	2	0	3											
44	Braxton Stacker	17:09	3-8	1-4	3-4	1	2	3	1	2	10	2	0	1	1	0	17										
5	TJ Biel	08:28	0-1	0-0	0-0	0	0	0	2	0	0	0	1	0	0	5											
55	Marqueas Bell	08:26	0-2	0-0	2-2	0	2	2	1	1	2	1	1	0	0	-6											
3	Mason Hanback	03:19	0-0	0-0	1-2	0	0	0	0	1	1	1	0	0	0	-1											
22	Saxton Hoepker	02:09	1-1	0-0	0-0	1	1	2	0	0	2	0	0	0	0	-1											
Team						0			0			0						Dead Ball Rebounds: 4.4									
<b>Totals</b>			30-66	9-26	12-18	11	28	39	18	13	80	15	12	14	3	4	21										
													Technical Fouls:Stacker 1 <sup>st</sup> 4:32														

	UMKC	SEMO	Points from	UMKC	SEMO	Period by Period Scoring
Biggest lead	2 (1 <sup>st</sup> 19:28)	26 (2 <sup>nd</sup> 11:36)	Turnovers	8	22	1st 2nd TOT
Best Scoring Run	5 (1 <sup>st</sup> 9:28)	16 (1 <sup>st</sup> 10:56)	Paint	22	34	UMKC 21 38 59
Lead Changes	1		Second Chance	14	10	SEMO 40 40 80
Times Tied	1		Fast Breaks	11	13	
Time with Lead	00:43	38:05	Bench	32	30	