



2024-25 SOUTHEAST MISSOURI BASKETBALL

GAME NOTES

#FEELINROWDY

OVC Regular-Season Champions **1999-2000** OVC Tournament Champions **1999-2000** | **2022-23** NCAA Tournament **1999-2000** | **2022-23**

Southeast Missouri Strategic Communications // 1221 Broadway Cape Girardeau, MO 63701 // SEMORedhawks.com

GAME 13



Westminster Blue Jays

1-9, 0-3 SLIAC



Southeast Missouri

6-6, 2-0 OVC

Sunday, December 29, 2024 / 2 p.m., CT
Cape Girardeau, Mo.

Westminster Blue Jays

Head Coach.....Todd Creal

Record at WC.....10-32, 1-16 SLIAC

Overall Record.....153-221

Southeast Missouri Redhawks

Head Coach.....Brad Korn

Record at SEMO.....59-79, 33-42 OVC

Overall Record.....59-79

Game Information

Arena.....Show Me Center (7,000)

Video.....ESPN+

Radio.....Real Rock 99.3 FM

Series Record.....First Meeting

FOLLOW THE REDHAWKS

Video: **ESPN+**

Commentators.....Erik Sean, Tom Schuberth

Online.....Plus.ESPN.com

Mobile App.....ESPN

Redhawks Radio Network

Play-by-Play.....Erik Sean

Color Analyst.....Tom Schuberth

Flagship Station.....Real Rock 99.3 FM

Listen Online.....SEMORedhawks.com

Live Stats

SEMORedhawks.com

Social Media

X.....@SEMOMBB

Hashtag.....#FeelInRowdy

Instagram.....@SEMORedhawks | @SEMO_MBB

Facebook.....SEMORedhawks | SEMOMBB

STRATEGIC COMMUNICATIONS

Jeff Honza.....Associate AD / Men's Basketball Contact

Office.....(573) 651-2933

Cell.....(618) 528-1145

Email.....jhonza@semo.edu/redhawk1@me.com

Website.....SEMORedhawks.com



Southeast Missouri or SEMO

is the preferred reference for Southeast Missouri State University athletic teams. Southeastern Missouri State is **NOT** an acceptable reference.



Redhawks Host Westminster College

- Southeast Missouri hosts NCAA Division III member Westminster College in its final non-conference game Sunday. Tip-off is set for 2 p.m., CT at the Show Me Center.
- SEMO is 4-6 in non-conference contests this season.
- The Redhawks carry a season-long three-game winning streak into Sunday's matchup.
- SEMO will resume Ohio Valley Conference play when it heads to Tennessee State (Jan. 2) and UT Martin (Jan. 4).
- Sunday's contest will be the Redhawks last game of 2024.
- It will also close out a four-game home stand.

Series Notes

- Southeast Missouri and Westminster College meet for the first time in 2024-25.
- Westminster is a NCAA Division III school that is part of the St. Louis Intercollegiate Athletic Conference (SLIAC).
- Westminster is in Fulton, Missouri which is located three hours and 13 minutes away from Cape Girardeau.

Redhawk Start OVC Play at 2-0

- The Redhawks began Ohio Valley Conference play with back-to-back home victories.
- Southeast Missouri beat Eastern Illinois, 79-72, on Dec. 19 and SIU Edwardsville, 80-64, on Dec. 21.

- SEMO is 2-0 to start a conference season for the first time under Head Coach Brad Korn.
- This year also marks the first time in 12 years where the Redhawks opened league play with a 2-0 record.
- SEMO started its 2012-13 OVC schedule with home wins over UT Martin (65-60) and Austin Peay (86-84).
- A win at Tennessee State (Jan. 2) would give the Redhawks their first 3-0 start in conference play since 2011-12.

Heating Up

- Southeast Missouri won four of its last six games and brings a three-game winning streak into its final game before the New Year.
- Each of SEMO's last three wins came at the Show Me Center.
- SEMO is currently tied for first in the Ohio Valley Conference standings with Morehead State.
- Both SEMO and MSU are 6-6 overall, 2-0 in league play and on a three-game winning streak.
- SEMO, MSU and Little Rock (1-0) are the only three teams undefeated in OVC action.

Approaching 60

- A win over Westminster Sunday will give Brad Korn his 60th win as Southeast Missouri's head coach.
- Korn, who is in his fifth year at SEMO, has an overall record of 59-79 and 33-42 in Ohio Valley Conference games.
- Korn's 59 wins are fourth-most among SEMO's head coaches during the NCAA Division I era behind Gary Garner (126), Dickey Nutt (80) and Ron Shumate (71).





WESTMINSTER
DECEMBER 29

QUICK FACTS

Location.....	Cape Girardeau, Mo.
Founded.....	1873
Enrollment.....	8,454
Nickname.....	Redhawks
Colors.....	Red & Black
Affiliation.....	NCAA Division I
Conference.....	Ohio Valley
President.....	Dr. Carlos Vargas
V.P. for Intercollegiate Athletics.....	Brady Barke
Basketball Office Phone.....	(573) 651-5132
Facility.....	Show Me Center (7,000)
Year Opened.....	1987
First Year of Basketball.....	1907
First Year of Division I Basketball.....	1991-92
All-Time Record (Yrs.).....	1332-1268 (118)
All-Time Division I Record (Yrs.).....	391-568 (34)
All-Time OVC Record (Yrs.).....	215-329 (34)
OVC Tournament Record.....	16-16
OVC Tournament Appearances (Last).....	18 (2023)
OVC Regular-Season Championships.....	1 (1999-2000)
OVC Tournament Championships.....	2 (1999-2000; 2022-23)
NCAA Tournament Berths.....	2 (1999-2000; 2022-23)
2023-24 Record.....	9-22
Home.....	8-7
Away.....	1-14
Neutral.....	0-1
2023-24 OVC Record/Finish.....	4-14/10th
Home.....	3-6
Away.....	1-8
Starters Returning/Lost.....	2/3
Lettermen Returning/Lost.....	7/8
Newcomers.....	7

UPCOMING OVC GAMES (CT)

Tuesday, December 31

Morehead State at Southern Indiana, 7:30 p.m.

Thursday, January 2

Lindenwood at Eastern Illinois, 7:30 p.m.

Southeast Missouri at Tennessee State, 7:30 p.m.

Little Rock at UT Martin, 7:30 p.m.

Southern Indiana at Tennessee Tech, 7:30 p.m.

Western Illinois at SIU Edwardsville, 8 p.m.

Saturday, January 4

Morehead State at Tennessee Tech, 3 p.m.

Lindenwood at SIU Edwardsville, 3:30 p.m.

Western Illinois at Eastern Illinois, 3:30 p.m.

Southeast Missouri at UT Martin, 3:30 p.m.

Little Rock at Tennessee State, 3:30 p.m.



2024-25 STATS COMPARISON

Westminster (1-9, 0-3 SLIAC)

Team Statistics	WU	OPP
Points Per Game	66.5	60.7
Rebounds Per Game	37.7	41.0
Field Goal Percentage	.391	.359
3-Point FG Percentage	.294	.276
Free Throw Percentage	.644	.553
Assists Per Game	11.0	12.7
Steals Per Game	6.2	6.3
Blocks Per Game	3.7	3.3

Southeast Missouri (6-6, 2-0 OVC)

Team Statistics	SEMO	OPP
Points Per Game	74.8	70.4
Rebounds Per Game	35.3	36.4
Field Goal Percentage	.449	.409
3-Point FG Percentage	.317	.270
Free Throw Percentage	.696	.712
Assists Per Game	13.6	10.3
Steals Per Game	7.3	6.4
Blocks Per Game	3.1	2.9

SEMO Coasts to Second OVC Win

- Southeast Missouri scored 80 points in a commanding 16-point victory (80-64) over SIU Edwardsville (Dec. 21).
- SEMO had three players scored double figures against the Cougars, who lead the Ohio Valley Conference in scoring defense (67.1 ppg allowed).
- BJ Ward paved the way with 18 points, while Teddy Washington, Jr. and Brendan Terry followed close behind with 17 apiece.
- The Redhawks never trailed in the game and outrebounded SIUE, 37-22. The Cougars did not have an offensive rebound in the contest.
- SEMO improved to 28-14 in its all-time series against SIUE.

Four-Game Home Stand

- The Redhawks look to wrap up their four-game home stand with another win Sunday.
- Southeast Missouri is 3-0 in that stretch with victories over St. Mary of the Woods (Dec. 15), Eastern Illinois (Dec. 19) and SIU Edwardsville (Dec. 21).
- SEMO is averaging 84 points per game during its home stand.
- The Redhawks are at home for four of their next six contests.

Korn in the OVC

- Brad Korn has an all-time record of 33-42 in Ohio Valley Conference games.
- Korn guided Southeast Missouri to its first Ohio Valley Conference Tournament title and NCAA Tournament appearance in over two decades during the 2022-23 campaign.
- It was SEMO's second OVC Tournament championship and NCAA Tournament berth in program history.
- In 2022-23, the Redhawks finished fifth in the OVC with a 10-8 record and became the first #5 seed to win an OVC Tournament.
- SEMO's other conference records under Korn include 9-11 (2020-21), 8-9 (2021-22) and 4-14 (2023-24).
- This year's 2-0 record is the best start in OVC play under Korn.

Terry Rises

- Brendan Terry, who has started all 12 games this season, scored double figures in five of his last six outings.
- Most recently, Terry matched his career-high of 17 points against SIU Edwardsville (Dec. 21).
- Before that, he finished with 13 points vs. Eastern Illinois (Dec. 19) and 17 against St. Mary of the Woods (Dec. 15).
- Additionally, Terry scored 12 points and had six rebounds at Murray State (Dec. 8). and pitched in 14 points vs. Kansas City (Nov. 30).
- Terry is SEMO's fourth-leading scorer (9.1 ppg) and second-leading rebounder (3.8 rpg).

3-Pointer Streak

- The Redhawks have made at least one 3-pointer in 501 consecutive games.
- The last time Southeast Missouri did not make a 3-pointer was vs. Western Illinois (0-of-6) on Dec. 10, 2008.
- SEMO has made 91-of-287 threes at a 31.7 percent rate this season.
- The Redhawks drained 10 or more threes in a game four times this year.

Redhawks Sixth in the Nation Defending the Three

- The Redhawks rank sixth in the nation in 3-point percentage defense out of 355 NCAA Division I teams.
- Opponents are shooting just 27 percent from downtown against Southeast Missouri this season.
- SEMO has held its opponent to five or less 3-pointers made in seven of its 12 games in 2024-25.

80 or More

- Southeast Missouri has scored 80 or more points a total of five times this season.
- SEMO scored a season-high 93 points in wins over NAIA opponents Crowley's Ridge College (Nov. 13) and St. Mary of the Woods (Dec. 15).

SOUTHEAST MISSOURI BASKETBALL NOTES

- The Redhawks finished with 82 points vs. Chattanooga (Nov. 17), 80 against Kansas City (Nov. 30) and 80 vs. SIU Edwardsville (Dec. 21), also home games.
- SEMO is 4-1 in games where it scores 80 or more points.

Washington, Jr. Named OVC Player and Newcomer of the Week

- Teddy Washington, Jr. was named both Ohio Valley Conference Player and Newcomer of the Week on Dec. 23.
- Washington, Jr. averaged 22.5 points and 8.5 rebounds per game leading SEMO to wins over Eastern Illinois (Dec. 19) and SIU Edwardsville (Dec. 21).
- He had a double-double 28 points and 10 rebounds vs. EIU and followed that up with 17 points and seven rebounds against SIUE.
- For the week, Washington, Jr. shot 50 percent (14-of-28) from the field and 50 percent from 3-point range (7-of-14). He also went a perfect 10-of-10 at the free throw line, dished out four assists and added two steals.
- Washington, Jr. won all three of SEMO's OVC weekly honors this season. He was also tabbed OVC Co-Newcomer of the Week on Dec. 2.

Redhawks Crush St. Mary of the Woods

- Southeast Missouri ended a two-game losing streak with a 93-56 win over St. Mary of the Woods (Dec. 15).
- The 37-point victory is SEMO's second-largest of the season.
- SEMO scored 48 first-half points against the Pomeroy for its most in an opening half of basketball thus far.
- The Redhawks had five players score double figures, including Brendan Terry (17), Troy Cole, Jr. (14), Rob Martin (13), Teddy Washington, Jr. (12) and Braxton Stacker (11).
- SEMO's 93 points matched a season-high.

- The Redhawks also posted season-highs in assists (20), steals (14) and free throws made (16).

Redhawks Win OVC Opener

- Southeast Missouri started Ohio Valley Conference play with a 79-72 win over Eastern Illinois (Dec. 19).
- SEMO opened OVC play with a win for the second year in a row.
- The Redhawks moved to 12-22 all-time in OVC openers and 2-3 in such games under Head Coach Brad Korn.
- At the time, SEMO also handed EIU its eighth-straight road loss.

Redhawks Down Kansas City

- Southeast Missouri cruised past Kansas City, 80-59, on Nov. 30.
- SEMO used a 16-2 run to get ahead of the Roos early and never looked back.
- The Redhawks led by as many as 26 points before polishing off their third victory of the season.
- It was SEMO's 12th by more than 20 points under Head Coach Brad Korn.
- The 21-point victory is also the largest the Redhawks have against a Division I opponent this year.

Washington, Jr. Delivers

- Newcomer Teddy Washington, Jr. has scored double figures in 10 of his last 11 games.
- Washington, Jr. recently finished with 17 points against SIU Edwardsville (Dec. 21) and had a double-double 28 points and 10 rebounds in his first career Ohio Valley Conference start vs. Eastern Illinois (Dec. 19). He scored 24 points in the second half of that contest.
- He scored over 20 points three times with 25 vs. Chattanooga (Nov. 17) and a season-high 28 vs. both Eastern Illinois (Dec. 19) and Kansas City (Nov. 30).

WESTMINSTER
DECEMBER 29



2024-25 OVC PRESEASON POLL

School	First-Place Votes	Pts.
Little Rock	20	200
Western Illinois	-	172
SIU Edwardsville	2	151
Tennessee State	-	134
Morehead State	-	131
Eastern Illinois	-	87
Southeast Missouri	-	86
Southern Indiana	-	79
Lindenwood	-	67
UT Martin	-	52
Tennessee Tech	-	51



OVC Players to Watch

Rob Martin, G
Teddy Washington, Jr., G

OVC Player of the Week

Teddy Washington, Jr., G, Dec. 23

OVC Newcomer of the Week

Teddy Washington, Jr., G, Dec. 2
Teddy Washington, Jr., G, Dec. 23

2024-25 OVC STANDINGS (AS OF DEC. 27)

School	OVC	Pct.	Overall	Pct.	Home	Away	Neutral	Streak
Morehead State	2-0	1.000	6-6	.500	5-0	1-5	0-1	W3
Southeast Missouri	2-0	1.000	6-6	.500	5-1	1-4	0-1	W3
Little Rock	1-0	1.000	7-5	.583	5-1	2-4	0-0	W1
Western Illinois	1-1	.500	7-6	.538	5-1	2-4	0-1	L1
Southern Indiana	1-1	.500	6-6	.500	5-2	1-4	0-0	L1
Lindenwood	1-1	.500	6-7	.462	5-1	0-5	1-1	W1
Tennessee Tech	1-1	.500	5-7	.417	3-1	1-6	1-1	W1
UT Martin	1-1	.500	5-8	.385	3-0	2-7	0-1	W1
Eastern Illinois	0-1	.000	3-8	.273	3-0	0-8	0-0	L2
SIU Edwardsville	0-2	.000	7-6	.538	4-1	2-5	1-0	L2
Tennessee State	0-2	.000	4-9	.308	4-1	0-6	0-2	L2



**WESTMINSTER
DECEMBER 29**

- Washington, Jr. turned in a double-double on three occasions with 18 points and 12 rebounds vs. Crowley's Ridge (Nov. 13), 25 points and 10 boards against Chattanooga (Nov. 17) and 28 points and 10 rebounds vs. Eastern Illinois (Dec. 19).
- Washington, Jr. is Southeast Missouri's leading scorer with 17 points per game and tops the Redhawks with 6.5 rebounds per contest and 29 three-pointers made.
- He ranks sixth in the OVC in scoring and fifth in rebounding.
- Washington, Jr. leads the league in scoring (22.5 ppg) in conference games.

Stacker Returns

- After missing the first six games due to injury, Braxton Stacker made his 2024-25 debut against Kansas City on Nov. 30.
- Stacker came off the bench to score 10 points and grab three rebounds in 17 minutes.
- He also made 3-of-4 free throws and knocked down one 3-pointer against the Roos.
- Stacker scored double figures for the second time when he pitched in a season-high 11 in 17 minutes vs. St. Mary of the Woods (Dec. 15).
- Stacker has played in six games since his return.
- He finished with a career-high three blocks against SIU Edwardsville (Dec. 21).

Happy to Assist You

- For the second time this season, Southeast Missouri finished with 20 or more assists in a game.
- SEMO assisted 20 of its 36 made field goals against St. Mary of the Woods (Dec. 15) and had a season-high 22 assists on 37 made field goals against Crowley's Ridge College (Nov. 13).
- The Redhawks are averaging 13.6 assists per game in 2024-25.

Balanced Scoring

- Southeast Missouri has had three or more players get double figures in the scoring column during eight of its first 12 games this season.
- Teddy Washington, Jr. leads the way with 10 double figure scoring games.
- SEMO had a season-high five players with double-digit points vs. St. Mary of the Woods (Dec. 15).

Martin Pours it On

- Rob Martin tied a career-high 29 points to lead Southeast Missouri against Chattanooga (Nov. 17).
- It was the 20th double-digit game of his career and fourth game with 20 or more points.
- Martin scored double figures four times and ranks third on the team in scoring with 9.8 points per game.
- He ranks first in the Ohio Valley Conference in assist/turnover ratio (2.8).
- Martin established a new career-high with seven rebounds against St. Mary of the Woods (Dec. 15).
- He leads the team with 23 career double-digit scoring performances.

Home-Opening Beatdown

- Southeast Missouri picked up its first win of the season with a dominating 93-38 home-opening victory over Crowley's Ridge College (Nov. 13).
- The +55 margin of victory was the largest under Head Coach Brad Korn. It was also the second time the Redhawks beat an opponent by 50 or more points with Korn at the helm.
- It was SEMO's largest win since the Redhawks beat Central Baptist, 118-56 (+62), on Nov. 11, 2013.
- The Redhawks improved to 25-9 in home-opensers since joining the NCAA Division I ranks in 1991-92.
- SEMO also began its home slate with a win for the ninth time in 13 years and posted a victory for the 16th time in 20 home-opening contests.
- The Redhawks are 5-1 at the Show Me Center thus far.

Double-Digit Threes

- Southeast Missouri made 10 or more 3-pointers in a game four times this year.
- SEMO drained a season-high 12 threes at Vanderbilt (Nov. 10) and followed that up with 11 three days later vs. Crowley's Ridge College (Nov. 13). The Redhawks had 12 three-pointers at Central Arkansas (Nov. 21) and 10 vs. Eastern Illinois (Dec. 19).
- Teddy Washington, Jr. (27), BJ Ward (18) and Damarion Walkup (12) have combined for 57 of SEMO's 84 made threes.
- The Redhawks already matched their total of four games with 10 or more 3-pointers made in 31 contests during the 2023-24 campaign.

Korn at the Show Me Center

- Brad Korn finished with a winning record at home each of his first four years as Southeast Missouri's head coach.
- Korn is 37-23 all-time at the Show Me Center.
- The Redhawks went 7-6 (2020-21), 8-5 (2021-22), 9-4 (2022-23) and 8-7 (2023-24) at home since Korn took over as head coach.
- SEMO is 5-1 in Cape Girardeau this year.

Double-Doubles

- Southeast Missouri players have accounted for four double-doubles through 12 games this season.
- BJ Ward has one double-double and Teddy Washington, Jr. has three.
- In 2023-24, not one player had a double-double for SEMO during the entire season.

Lowndes Cracks Starting Five

- John A. Logan College transfer Elliot Lowndes started each of Southeast Missouri's last eight games.
- Lowndes grabbed eight rebounds in 15 minutes during his first career NCAA Division I start at Central Arkansas (Nov. 21).
- The next day, he scored five points and had four boards vs. UNC Asheville (Nov. 22).
- Lowndes is the Redhawks top shot blocker with nine this season.
- So far, SEMO has used three different starting lineup combinations through 12 games.

20-Point Scorers

- The Redhawks had a 20-point scorer in five games this season.
- BJ Ward registered 22 points at Vanderbilt (Nov. 10), Damarion Walkup dropped in 23 vs. Crowley's Ridge (Nov. 13), Rob Martin (29) and Teddy Washington, Jr. (25) went over 20 points vs. Chattanooga (Nov. 17), scored 28 vs. Kansas City (Nov. 30) and dropped in 28 vs. Eastern Illinois (Dec. 19).

Ward Plays Strong

- BJ Ward scored double figures in seven of his first 12 games.
- Ward was in the starting lineup the last 11 contests.
- He began the year with 17 points off the bench at Bradley (Nov. 4) and followed that up with a career-high 22 in his first start of the season at Vanderbilt (Nov. 10). Three days later, Ward registered 11 points and 10 rebounds for his first career double-double vs. Crowley's Ridge College (Nov. 13). He scored 13 vs. Chattanooga (Nov. 17), 19 at Central Arkansas (Nov. 21) and 10 vs. UNC Asheville (Nov. 22).

- Ward's six-game double-digit scoring streak to open the season is the longest of his career.
- Most recently, he led SEMO with 18 points in its win over SIU Edwardsville (Dec. 21).
- Ward ranks second on the team in scoring with 10.9 points per game.
- Ward knocked down a career-best six 3-pointers against the Commodores and ranks second on the team with 22 treys.

Redhawks Bury 12 Threes

- The Redhawks gave Vanderbilt all it could handle in their 85-76 loss on Nov. 10.
- Southeast Missouri made 12 three-pointers in the contest and, at one time, led by double figures early in the game.
- The Redhawks matched that total with 12 threes at Central Arkansas (Nov. 21).
- SEMO finished with 10 or more made threes in a game 29 times under Head Coach Brad Korn.

Redhawks Drop Season-Opener

- Southeast Missouri dropped its season-opener at Missouri Valley Conference preseason favorite Bradley, 88-60, on Nov. 4.
- SEMO opened a season on the road for the seventh-straight year and 18th time in 19 seasons.
- The Redhawks fell to 13-21 in season-opening contests during their NCAA Division I era.
- SEMO also went to 3-2 in such games under Head Coach Brad Korn.
- The Redhawks last season-opening win was a 64-61 victory at South Florida on Nov. 7, 2022.

Non-Division I Opponents

- The Redhawks beat NAIA members Crowley's Ridge, 93-38, on Nov. 13 and St. Mary of the Woods, 93-56, on Dec. 15.
- Westminster College is the third non-Division I foe on Southeast Missouri's schedule this year.
- SEMO is on a 39-game winning streak against non-Division I opponents.
- Head Coach Brad Korn is 10-0 all-time in such games. Korn is 2-0 vs. Missouri Baptist, 1-0 vs. William Woods, 1-0 vs. Harris-Stowe, 1-0 vs. Lindsey Wilson College, 1-0 vs. Webster College, 1-0 vs. Lyon College, 1-0 vs. Bethel (Tenn.), 1-0 vs. Crowley's Ridge and 1-0 vs. St. Mary of the Woods.
- The Redhawks have not allowed more than 61 points in each of their last eight meetings with non-Division I teams. SEMO outscored its opponents by a combined, 693-410 (+283), in that span.

Welcome to NCAA Division I Basketball

- Five players saw their first basketball action at the NCAA Division I level during Southeast Missouri's season-opener at Bradley (Nov. 4).
- Forward Brendan Terry and guard Troy Cole, Jr. each made their first career starts as Redhawks, while Damarion Walkup, Saxton Hoepker and Elliot Lowndes came off the bench.
- Terry (Pensacola State College), Cole, Jr. (Highland CC), Walkup (Olney Central College), Hoepker (Southwestern Illinois College) and Lowndes (John A. Logan College) are all junior college transfers.
- Fellow newcomer Teddy Washington, Jr. also made his first career start as a Redhawk. SEMO is Washington, Jr.'s second Division I school after spending the 2023-24 campaign at Texas A&M-Corpus Christi.

Walkup Scores Double Figures in Division I Debut

- Damarion Walkup scored 11 points off the bench in his Southeast Missouri debut at Bradley (Nov. 4).
- Walkup made three field goals, including two from 3-point range and knocked down 3-of-4 free throws in 26 minutes.
- His 26 minutes were third-most against the Braves behind starters Teddy Washington, Jr. (28) and Rob Martin (27).
- Walkup scored SEMO's first points of the 2024-25 campaign on a layup with 18:38 left to play in the first half.
- He added 23 points for his second double-digit performance of the season vs. Crowley's Ridge (Nov. 13).

About the Program

- Southeast Missouri is in its 118th season of basketball in 2024-25.
- This year marks SEMO's 34th as an NCAA Division I program.
- The Redhawks first moved to the NCAA Division I ranks in 1991-92.
- SEMO has a total of nine winning seasons at the NCAA Division I level.
- The Redhawks won one Ohio Valley Conference regular-season title (1999-2000), two OVC Tournament crowns (1999-2000, 2022-23) and advanced to the NCAA Tournament twice (1999-2000, 2022-23).
- SEMO has an all-time NCAA Division I record of 391-568 and is 215-328 in the OVC.

WESTMINSTER
DECEMBER 29



Year Five for Korn

- Brad Korn is in his fifth year as Southeast Missouri's head coach.
- Korn's position at SEMO is his first as a head coach.
- He led the Redhawks to their first Ohio Valley Conference Tournament title and NCAA Tournament appearance in over two decades during the 2022-23 campaign.
- SEMO became the first #5 seed to win the OVC Tournament winning four games in four days along the way.
- Korn is 59-79 overall and 33-42 in the OVC.
- He was hired as the seventh head coach in SEMO's NCAA Division I era on Mar. 23, 2020.
- Korn has coached in eight NCAA Tournaments -- seven as an assistant coach and one as a head coach -- during his career.

Roster Breakdown

- The 2024-25 roster consists of 14 players, including two seniors, eight juniors, three sophomores and one freshman.
- Rob Martin, BJ Ward, TJ Biel, David Idada, Mason Hanback, Braxton Stacker and Marqueas Bell are the returnees back from last season.
- SEMO added six transfers and one freshman to complete this year's team.

Redhawks Picked Seventh in OVC Preseason Poll

- Southeast Missouri was picked seventh in the 2024-25 Ohio Valley Conference Men's Basketball Preseason Poll.
- SEMO accumulated 86 points in the overall voting by the OVC head men's basketball coaches.
- Little Rock was tabbed this year's preseason favorite with 200 points and 20 of the possible 22 first-place votes.
- The Trojans were one of three teams to share last year's OVC regular-season title along with Morehead State and UT Martin.
- Western Illinois (172 pts.), SIU Edwardsville (2 first-place votes, 151 pts.), Tennessee State (134 pts.), Morehead State (131 pts.) and Eastern Illinois (87 pts.) were also picked ahead of the Redhawks.
- Southern Indiana (79 pts.), Lindenwood (67 pts.), UT Martin (52 pts.) and Tennessee Tech (51 pts.) round out the 11-team predicted order of finish.



**WESTMINSTER
DECEMBER 29**

Returning Starters

- Guards Rob Martin and Braxton Stacker are Southeast Missouri's returning starters.
- Martin led SEMO in scoring (11.9 ppg), assists (108), minutes (28.5 mpg) and free throw percentage (.885) during his first year with the Redhawks in 2023-24.
- He ranked fifth in the Ohio Valley Conference in assists and sixth in assist/turnover ratio (1.52).
- Stacker ranked fourth on the team in scoring with 7.4 points per game and topped the Redhawks in steals (29) and blocks (15).

Byrd Joins Coaching Staff

- DJ Byrd was hired as an assistant coach to complete Southeast Missouri's staff for the 2024-25 season.
- Byrd was briefly at Barry University last summer before arriving in Cape Girardeau.
- Prior to that, he was on the men's basketball staff at Mercer University for five years.
- Byrd worked as a graduate assistant from 2017-19 at Purdue with 2019 NABC National Coach of the Year Matt Painter.
- A former standout as a player at Purdue, Byrd saw action in 130 career games and scored 880 points along the way.
- He made 195 three-pointers, ninth-most among Boilermaker career leaders.
- Byrd was the Big Ten Conference Sixth Man of the Year in 2012 helping lead Purdue to three NCAA Tournaments (2010, 2011, 2012).
- In 2010, the Boilermakers won the Big Ten Championship and advanced to the Sweet 16 before falling to the eventual NCAA National Champion Duke Blue Devils.

November Wrap

- Southeast Missouri played seven games in November, its first month of the 2024-25 season.
- The Redhawks finished their first opening month with a 3-4 record.
- SEMO moved to 13-15 all-time in November games under Head Coach Brad Korn.

2025-26 Signees

- Southeast Missouri Trace Sadler and P.J. Farmer, both from local Sikeston High School, for 2025-26.
- Sadler is a 7-footer who averaged 4.5 rebounds and three blocks per game as a junior last season.
- Farmer, a versatile guard who is one of the

top recruits in the state, averaged 14.3 points, 7.9 assists, 6.7 rebounds and 2.7 steals per game a year ago.

- Farmer is a Class 5 All-State selection who also had offers from Missouri and Ole Miss.

2024-25 Schedule

- Southeast Missouri will play 31 games, including 15 at the Show Me Center in 2024-25.
- SEMO's non-conference slate is comprised of 11 matchups, eight of which are against NCAA Division I opponents.
- The Redhawks begin the season with back-to-back road games at Missouri Valley Conference member Bradley (Nov. 4) and Southeastern Conference member Vanderbilt (Nov. 10).
- SEMO hosts NAIA affiliate Crowley's Ridge College (Nov. 13) in its home-opener. Crowley's Ridge is one of three non-Division I teams making trips to Cape Girardeau along with St. Mary of the Woods (Dec. 15) and Westminster (Dec. 29).
- The rest of the Redhawks non-conference slate features games at Central Arkansas (Nov. 21), Lipscomb (Dec. 5) and former Ohio Valley Conference foe Murray State (Dec. 8), a neutral site contest against UNC Asheville (Nov. 22) in Conway, Arkansas and home matchups with Chattanooga (Nov. 17) and Kansas City (Nov. 30).
- SEMO opens its 20-game OVC schedule at home prior to Christmas against Eastern Illinois (Dec. 19) and SIU Edwardsville (Dec. 21).
- For the second-straight year the league membership includes 11 teams (Eastern Illinois, Lindenwood, Little Rock, Morehead State, SEMO, SIU Edwardsville, Southern Indiana, Tennessee State, Tennessee Tech, UT Martin and Western Illinois).
- In 2024-25, the Conference schedule switches to a true round-robin slate of 20 games (after being 18 games a season ago).

Ohio Valley Conference Tournament

- The Ohio Valley Conference Board of Presidents voted to accept an agreement to hold the OVC Men's and Women's Basketball Championships at the Ford Center in Evansville, Indiana through the 2026 Championship.
- The agreement also includes an option for the 2027 Championship.
- The OVC Basketball Championships have been held in the venue since 2018. In September 2019, the OVC accepted a

three-year agreement to continue hosting the event at the venue through 2023, and in December exercised an option for 2024.

- The Ford Center, which opened in November 2011, is an 11,000-seat arena located in the core of Evansville's downtown district. The 290,000-square foot facility serves as home of Evansville Thunderbolts of the Southern Professional Hockey League and the University of Evansville men's basketball team. The Ford Center also serves as host to numerous sporting events and concerts on an annual basis.
- The OVC Basketball Tournament is the fourth-oldest Division I Championship in the country; the men's event will be held for the 60th time this year.
- The top eight men's and women's teams, based upon Conference winning percentage, automatically earn access to the OVC Basketball Championship. The OVC Basketball Championships feature 14 games of basketball action spanning four days as teams compete to capture the OVC title and earn a bid to the NCAA Tournament.



WESTMINSTER
DECEMBER 29



SOUTHEAST MISSOURI BASKETBALL NOTES



WESTMINSTER
DECEMBER 29

2024-25 SCHEDULE/RESULTS

November (3-4)

4	at Bradley	ESPN+	L, 60-88
10	at Vanderbilt		L, 76-85
13	Crowley's Ridge College	ESPN+	W, 93-38
17	Chattanooga	ESPN+	L, 82-87
21	at Central Arkansas		W, 77-73 OT
22	vs. UNC Asheville	!	L, 64-72
30	Kansas City	ESPN+	W, 80-59

December (3-2, 2-0 OVC)

5	at Lipscomb		L, 60-78
8	at Murray State		L, 53-73
15	St. Mary of the Woods	ESPN+	W, 93-56
19	Eastern Illinois	ESPN+	W, 79-72
21	SIU Edwardsville	ESPN+	W, 80-64
29	Westminster	ESPN+	2 p.m.

January (0-0, 0-0 OVC)

2	at Tennessee State	ESPN+	7:30 p.m.
4	at UT Martin	ESPN+	3:30 p.m.
9	Southern Indiana	ESPN+	7:30 p.m.
11	Morehead State	ESPN+	3:45 p.m.
14	Little Rock	ESPN+	7:30 p.m.
16	at Tennessee Tech	ESPN+	7:30 p.m.
23	at Lindenwood	ESPN+	7:30 p.m.
25	at Western Illinois	ESPN+	3:30 p.m.
30	UT Martin	ESPN+	7:30 p.m.

February (0-0, 0-0 OVC)

1	Tennessee State	ESPN+	3:45 p.m.
6	at Morehead State	ESPN+	6:30 p.m.
8	at Southern Indiana	ESPN+	7:30 p.m.
11	at Little Rock	ESPN+	7 p.m.
15	Tennessee Tech	ESPN+	3:45 p.m.
20	Western Illinois	ESPN+	7:30 p.m.
22	Lindenwood	ESPN+	3:45 p.m.
27	at SIU Edwardsville	ESPN+	7:30 p.m.

March (0-0, 0-0 OVC)

1	at Eastern Illinois	ESPN+	3:30 p.m.
5	OVC Tournament	First Round	Evansville, Ind.
6	OVC Tournament	Quarterfinals	Evansville, Ind.
7	OVC Tournament	Semifinals	Evansville, Ind.
8	OVC Tournament	Championship	Evansville, Ind.

All games broadcast live on the radio at Real Rock 99.3 FM. All times Central and Subject to Change; Home Games in **Bold**; * - Denotes Ohio Valley Conference Game ! - Game played in Conway, Ark.

PROBABLE STARTERS



Guard
5-10 / 170 / Jr.
St. Louis, Mo. / Indiana State

1

ROB MARTIN

- Started 40 of 43 games in his career.
- Leads the team with 46 assists and is third on the team with 9.8 points per game.
- Scored double figures a team-high 23 times in his career.
- Matched a career-high 29 points vs. Chattanooga (11/17).
- Transferred to SEMO from Indiana State.



Guard
6-2 / 175 / Sr.
Blytheville, Ark. / Indiana State

10

TEDDY WASHINGTON, JR.

- Started 12 games.
- Southeast Missouri's top scorer (17 ppg) and rebounder (6.5 rpg). Also ranks second on the team with 16 steals.
- Registered double figures in 10 games.
- Turned in a double-double three times.
- One of six transfers on this year's roster.
- Joined SEMO from Texas A&M-Corpus Christi, where he saw action in 27 games and made one start in 2023-24.
- Ranked second on the team with 37 steals and had 10 multi-steal games.



Forward
7-0 / 220 / Jr.
Carbondale, Ill. / John A. Logan College

30

ELLIOT LOWNDES

- Started the last eight games.
- Had eight rebounds in his first career NCAA Division I start at Central Arkansas (11/21).
- Averages 3.4 points and 3.5 rebounds.
- Is the Redhawks second-leading rebounder and top shot blocker (9).



Guard
6-0 / 195 / So.
St. Louis, Mo. / Chaminade

2

BJ WARD

- Southeast Missouri's second-leading scorer with 10.9 points per game.
- Dropped in a career-high 22 points in his first start of the season at Vanderbilt (11/10).
- Scored double figures in seven games.
- Ranks second on the team with 22 three-pointers made.



Forward
6-7 / 215 / Jr.
Santa Monica, Calif. / Pensacola State College

15

BRENDAN TERRY

- Started 12 games.
- Averages 9.1 points per contest.
- Scored double figures in five of his last six games with 13 vs. Kansas City (11/30), 12 at Murray State (12/8), 17 vs. St. Mary of the Woods (12/15), 13 vs. Eastern Illinois (12/19) and 17 vs. SIU Edwardsville (12/21).
- Leads the team with 18 steals.
- Played two seasons at Pensacola State College.
- As a sophomore, started 20 games and averaged 7.7 points and seven rebounds as the team's top rebounder and fourth-leading scorer.

SEMO
BASKETBALL

MEDIA INFORMATION

Strategic Communications

The Southeast Missouri Strategic Communications Office is always willing to assist the media with their coverage of Redhawk basketball. All media and credential requests should be made to Associate Director of Athletics Jeff Honza. Should you need any information, feel free to call anytime, day or night. Honza can be reached at (573) 651-2933 (work) or (618) 528-1145 (mobile).

In-Season Interview Policy


All of Southeast Missouri's basketball student-athletes and coaches will be available to the media throughout the 2024-25 season. Interviews should be arranged through the Southeast Missouri Strategic Communications Office. Interviews with players and coaches will be conducted either before or after practices during the season. Please let the Strategic Communications Office know if you plan to attend practice. Practices are held at either the Show Me Center or Student Recreation Center.

Credentials

Credentials are required for entrance to the Show Me Center. To request season or single-game credentials, please contact Jeff Honza in the Southeast Missouri Strategic Communications Office by phone at (573) 651-2933 or email at redhawk1@me.com / jhonza@semo.edu. Credentials can be picked up at the NCAA Pass Gate located at the Southeast entrance of the Show Me Center. Southeast Missouri follows the guidelines set forth by the NCAA governing the issuance of credentials. Press credentials will be issued to accredited sports writers of daily and weekly newspapers. Photo passes will be issued to accredited members of the photo media working for newspapers and television stations. All credential requests should come from sports editors, directors or anchors. Spouses, dates and minors will not be permitted on Press Row or in the press areas at the Show Me Center. Any unauthorized use of credentials will result in revocation of credentials issued by Southeast Missouri State University and credential requests will not be honored for future SEMO athletic events.

Press Row

Media will be assigned seats courtside on the north side of the Show Me Center. Press Row is reserved for working media



only. Professional decorum is expected at all times. Cheering or outward expression is strictly prohibited.

SEMORedhawks.com

Southeast Missouri's official athletics website is updated daily with information on all 15 sports available. Complete schedules, results, coaches and player bios, and other information can be accessed.

Postgame Interviews

The Southeast Missouri Strategic Communications staff will make requested student-athletes available to the media at the conclusion of each game. Head Coach Brad Korn's first postgame responsibility after meeting with the team is his live radio show. Korn and selected student-athletes will address the media after every game and the opposing head coach will be available upon request. Korn will address any media immediately after his postgame radio obligation with the Redhawks Radio Network.

Photographers/Videographers

Photographers and videographers working the floor level at the Show Me Center are required to shoot from behind the dash lines along the baselines and must sit on the floor in those areas. The Strategic Communications Department may identify other positions off the court where

photographers/videographers may work, provided the view is not blocked for fans. At no time may photographers/videographers work directly from behind the official scorer's table and team benches, and in front of any courtside signage. No tripods may be placed on or beside the court and flash photography is strictly prohibited.

Live Stats

StatBroadcast Live is the exclusive live statistics platform of Southeast Missouri basketball. Live stats can be accessed at Statb.us/I/SEMO.

Visiting Radio

A courtesy ethernet line is available for official visiting team radio use at the Show Me Center. If additional lines are needed, they must be secured by calling (573) 651-2275 at least one week in advance. Space along with ethernet lines and multiple live camera angles will be provided. Contact Jeff Honza for more information.

Press Row Services

The Show Me Center is equipped with wireless internet. A member of the Strategic Communications staff will provide login information. Full statistical packets will be available following each game.

WESTMINSTER
DECEMBER 29



Wings Etc.
GRILL & PUB

SEMO

ESPN
SOUTHEAST MISSOURI
(65.5 FM 1220 AM)

SEMO BASKETBALL
SEMO BASKETBALL
SEMO BASKETBALL
SEMO BASKETBALL

2024-25 RADIO SHOW SCHEDULE

ALL SHOWS 12-1 P.M., CT

DECEMBER 9 - WINGS ETC. CAPE GIRARDEAU
DECEMBER 16 - WINGS ETC. JACKSON
DECEMBER 23 - NO SHOW
DECEMBER 30 - NO SHOW

JANUARY 6 - WINGS ETC. CAPE GIRARDEAU
JANUARY 13 - WINGS ETC. CAPE GIRARDEAU
JANUARY 20 - WINGS ETC. JACKSON
JANUARY 27 - WINGS ETC. CAPE GIRARDEAU

FEBRUARY 3 - WINGS ETC. CAPE GIRARDEAU
FEBRUARY 10 - WINGS ETC. JACKSON
FEBRUARY 17 - WINGS ETC. CAPE GIRARDEAU
FEBRUARY 24 - WINGS ETC. CAPE GIRARDEAU

NOTE: RADIO SHOW MAY START SOONER DEPENDING ON THE CONCLUSION OF THE SEMO FOOTBALL SEASON



WESTMINSTER
DECEMBER 29

HEAD COACH BRAD KORN



Head Coach
Fifth Year
Southern Illinois, 2004



BRAD KORN

Korn File

Hometown: Plano, Ill.

Birthdate: August 22, 1981

Alma Mater: Southern Illinois, 2004

Education: Bachelor's Marketing (Southern Illinois); Master's in Administrative Studies (Missouri State)

Date Hired: March 23, 2020

Family: Wife - Kristin; Daughters - Brielyn, Ashtyn

By the Numbers

- 59 overall wins.
- 33 Ohio Valley Conference victories.
- 19 wins in 2022-23, SEMO's most in a season since 1999-2000.
- 10 OVC wins in 2022-23, SEMO's most in a season since 1999-2000.
- 10 OVC Commissioner's Honor Roll selections.
- 6 OVC Freshman of the Week honorees.
- 5 OVC Players of the Week honorees.
- 5 OVC Newcomers of the Week honorees.
- 2 OVC First-Team selections.
- 2 OVC Second-Team selections.
- 2 OVC All-Tournament Team selections.
- 2 1,000-point scorers.
- 1 OVC Tournament Championship (2022-23).
- 1 NCAA Tournament Appearance (2022-23, First Four).
- 1 OVC Tournament Most Valuable Player.

Career Highlights

- Officially hired as the seventh head coach in Southeast Missouri's NCAA Division I era on March 23, 2020.
- Began his first head coaching job in the middle of a COVID-19 pandemic during the 2020-21 season.
- Brought the national spotlight back on SEMO basketball when his 2022-23 team won the OVC Tournament title and advanced to the NCAA Tournament. It was the program's first OVC Tournament crown and NCAA Tournament appearance in over two decades.
- SEMO became the first #5 seed to ever win the OVC Tournament after winning four games in four days during the 2022-23 campaign. Along the way, the Redhawks knocked off the tourney's top two seeds in #1 Morehead State and #2 Tennessee Tech to claim the title.
- The Redhawks faced Texas A&M-Corpus Christi in the NCAA First Four on Mar. 14, 2023. SEMO's 2022-23 season ended with a close

75-71 loss in that game.

- SEMO snapped a streak of eight-straight losing seasons with its 19-17 record during 2022-23.
- It was the first time the Redhawks had both winning overall and OVC records in a season since 2004-05.
- The historic 2022-23 season received unprecedented media attention. Brad Korn and Chris Harris were featured in a live interview with Inside College Basketball studio hosts Clark Kellogg, Seth Davis, Greg Gumbel and Jay Wright on Selection Sunday prior to the Atlantic 10 Championship game.
- Became just the second head coach in SEMO basketball history to lead his team to back-to-back trips to the OVC Tournament semifinals (2021-22, 2022-23).
- The OVC Tournament semifinal appearance in 2021-22 was SEMO's first in 17 years.
- Academically, Korn's 2023-24 team completed the academic year with a 3.09 grade point average helping lift SEMO Athletics to a department record 3.44 spring GPA.

Coaching Experience

- 2004-06 - Graduate Assistant, Southern Illinois
- 2006-12 - Assistant Coach, Southern Illinois
- 2012-13 - Director of Operations, Kansas State
- 2013-16 - Assistant Coach, Missouri State
- 2016-20 - Assistant Coach, Kansas State
- 2020-present - Head Coach, Southeast Missouri

Previous Experience

- Korn spent five years at Big 12 Conference member Kansas State working four seasons as an assistant coach and one as the program's Director of Operations.
- In his final four years back at K-State after returning following a three-year stint at Missouri State, Korn helped the Wildcats to 82 wins and three-straight NCAA Tournaments.
- K-State posted consecutive 25-win campaigns for the first time in school history (2017-18, 2018-19).
- Spent one season on Bruce Weber's inaugural staff at K-State as Director of Operations, helping lead the Wildcats to a 27-8 record and their first-ever Big 12 regular-season title in 2012-13.
- Overall, Korn has 19 years of Division I coaching experience.
- Returned to Manhattan, Kansas in May, 2016 after three seasons at Missouri State, where he was an assistant coach under Paul Lusk.
- Before his first stint at K-State, Korn spent eight years at his alma mater, Southern Illinois, including his final six seasons as a full-time

SEMO
BASKETBALL

HEAD COACH BRAD KORN**WESTMINSTER
DECEMBER 29**

assistant under Chris Lowery.

- During his time at SIU, Korn helped lead the Salukis to a 145-116 record, four postseason appearances, two Missouri Valley Conference championships and one State Farm Missouri Valley Tournament title. The 2006-07 SIU team advanced to the Sweet 16 with Korn on the coaching staff.

Playing Experience

- Korn helped the Salukis through one of their greatest periods of success from 1999 to 2004.
- The squad went from 16 wins his redshirt-freshman season to three consecutive NCAA Tournament appearances under head coaches Bruce Weber and Matt Painter.
- He was part of three Missouri Valley Conference regular-season championships.
- The 6-foot-9 forward saw action in 121 games in his career, averaging 5.2 points and 2.3 rebounds in 14.5 minutes per game.
- As a senior, Korn averaged 9.7 points on 41 percent shooting with four rebounds and 1.9 assists in helping lead SIU to 25 wins and a 17-1 mark in MVC play.
- He was named to the MVC's Most Improved Team.

KORN YEAR-BY-YEAR

Year	School	Assignment	Record	Conf./Fin.	Postseason
2004-05	Southern Illinois	Graduate Asst.	27-8	15-3/1st	NCAA Second Round
2005-06	Southern Illinois	Graduate Asst.	22-11	12-6/2nd	NCAA First Round
2006-07	Southern Illinois	Assistant Coach	29-7	15-3/1st	NCAA Sweet 16
2007-08	Southern Illinois	Assistant Coach	18-15	11-7/3rd	NIT Second Round
2008-09	Southern Illinois	Assistant Coach	13-18	8-10/5th	-
2009-10	Southern Illinois	Assistant Coach	15-15	6-12/9th	-
2010-11	Southern Illinois	Assistant Coach	13-19	5-13/8th	-
2011-12	Southern Illinois	Assistant Coach	8-23	6-13/9th	-
2012-13	Kansas State	Dir. of Operations	27-8	14-4/1st	NCAA Second Round
2013-14	Missouri State	Assistant Coach	20-13	9-9/4th	CIT Tournament
2014-15	Missouri State	Assistant Coach	11-20	5-13/8th	-
2015-16	Missouri State	Assistant Coach	13-19	8-10/7th	-
2016-17	Kansas State	Assistant Coach	21-14	8-10/6th	NCAA First Round
2017-18	Kansas State	Assistant Coach	25-12	10-8/4th	NCAA Elite Eight
2018-19	Kansas State	Assistant Coach	25-9	14-4/1st	NCAA First Round
2019-20	Kansas State	Assistant Coach	11-21	3-15/10th	-
2020-21	Southeast Missouri	Head Coach	11-16	9-11/7th	-
2021-22	Southeast Missouri	Head Coach	14-18	8-9/4th	-
2022-23	Southeast Missouri	Head Coach	19-17	10-8/5th	OVC Tournament Champs NCAA First Four
2023-24	Southeast Missouri	Head Coach	9-22	4-14/10th	-
2024-25	Southeast Missouri	Head Coach	6-6	2-0	-

Overall Record: 59-79**Record at SEMO:** 59-79, 33-42 Ohio Valley Conference (5 years)**Record as****College Assistant:** 222-205**Record as****Grad Assistant:** 49-19



WESTMINSTER
DECEMBER 29

ASSISTANT COACHES



Third Year
Eastern Illinois, 2004

ASSOCIATE HEAD COACH



J.R. REYNOLDS

- In his third year at Southeast Missouri.
- Spent his first two seasons as an assistant coach before being promoted to associate head coach on Sept. 9, 2024.
- Worked five years as an assistant coach at Miami (Ohio) and four seasons as an assistant at his alma mater, Eastern Illinois.
- Was a graduate assistant at Purdue, as well and began his coaching career at Southern Illinois College.



Second Year
Missouri Baptist, 2013

ASSISTANT COACH



LADON CHAMPAGNE

- Enters his second year as a full-time assistant coach.
- Initially joined the Southeast Missouri staff as Director of Operations, where he spent two years.
- Worked five years as head boys basketball coach at Bishop DuBourg High School.
- Began his basketball coaching career at Westminster Christian Academy, where he spent four years.



Second Year
Greenville College, 2016

ASSISTANT COACH/OPERATIONS



RYAN STROHM

- Starts his second year at Southeast Missouri.
- Was elevated to assistant coach/operations on Sept. 9, 2024.
- Oversees team budgets, coordinates travel plans for away games and supervises managers, while providing support to academic programs and other areas in addition to his coaching duties.
- Coached at Huntington for three years before joining the SEMO staff.



First Year
Purdue, 2013

ASSISTANT COACH



DJ BYRD

- Newest addition to Southeast Missouri's coaching staff.
- Starts his first year at SEMO following a brief stint at Barry University and five years at Mercer University.
- Worked as a graduate assistant at Purdue, where he was a standout player.
- Saw action in 130 career games and scored 890 points helping lead Purdue to three NCAA Tournaments (2010, 2011, 2012).
- Was the Big Ten Conference Sixth Man of the Year in 2012.

2024-25 ROSTER

WESTMINSTER
DECEMBER 29

Numerical

No.	Name	Pos.	Ht.	Wt.	Cl.	Hometown/High School/College
1	Rob Martin	G	5-10	170	Jr.	St. Louis, Mo./Christian Brothers/Indiana State
2	BJ Ward	G	6-0	195	So.	St. Louis, Mo./Chaminade College Prep School
3	Damarion Walkup	G	6-3	195	So.	Bowling Green, Ky./Warren Central/Olney Central College
4	Troy Cole, Jr.	G	6-5	200	Jr.	Donaldsonville, La./Donaldsonville/Highland CC
5	TJ Biel	G	6-7	205	Sr.	Calgary, Alberta, Canada/Edge School/Triton College
10	Teddy Washington, Jr.	G	6-2	175	Sr.	Blytheville, Ark./Blytheville/Texas A&M-Corpus Christi
15	Brendan Terry	F	6-7	215	Jr.	Santa Monica, Calif./Crossroads/Pensacola State College
18	David Idada	C	7-0	265	Jr.	Barendrecht, Netherlands/Golden State Prep
22	Saxton Hoepker	F	6-8	215	Jr.	Nashville, Ill./Nashville/Southwestern Illinois College
25	Jay Reynolds	G	6-4	190	Fr.	Cape Girardeau, Mo./Central H.S.
30	Elliot Lowndes	F	7-0	220	Jr.	Carbondale, Ill./Cobden/John A. Logan College
35	Mason Hanback	C	7-0	255	Jr.	Jackson, Tenn./Tennessee Prep
44	Braxton Stacker	G	6-5	205	Jr.	Fairview Heights, Ill./Cardinal Ritter/Murray State
55	Marques Bell	G	6-3	185	So.	Kansas City, Mo./Park Hill H.S.

Alphabetical

No.	Name	Pos.	Ht.	Wt.	Cl.	Hometown/High School/College
55	Marques Bell	G	6-3	185	So.	Kansas City, Mo./Park Hill H.S.
5	TJ Biel	G	6-7	205	Sr.	Calgary, Alberta, Canada/Edge School/Triton College
4	Troy Cole, Jr.	G	6-5	200	Jr.	Donaldsonville, La./Donaldsonville/Highland CC
35	Mason Hanback	C	7-0	255	Jr.	Jackson, Tenn./Tennessee Prep
22	Saxton Hoepker	F	6-8	215	Jr.	Nashville, Ill./Nashville/Southwestern Illinois College
18	David Idada	C	7-0	265	Jr.	Barendrecht, Netherlands/Golden State Prep
30	Elliot Lowndes	F	7-0	220	Jr.	Carbondale, Ill./Cobden/John A. Logan College
1	Rob Martin	G	5-10	170	Jr.	St. Louis, Mo./Christian Brothers/Indiana State
25	Jay Reynolds	G	6-4	190	Fr.	Cape Girardeau, Mo./Central H.S.
44	Braxton Stacker	G	6-5	205	Jr.	Fairview Heights, Ill./Cardinal Ritter/Murray State
15	Brendan Terry	F	6-7	215	Jr.	Santa Monica, Calif./Crossroads/Pensacola State College
3	Damarion Walkup	G	6-3	195	So.	Bowling Green, Ky./Warren Central/Olney Central College
2	BJ Ward	G	6-0	195	So.	St. Louis, Mo./Chaminade College Prep School
10	Teddy Washington, Jr.	G	6-2	175	Sr.	Blytheville, Ark./Blytheville/Texas A&M-Corpus Christi

Head Coach: Brad Korn (Fifth Year)**Associate Head Coach:** J.R. Reynolds (Third Year)**Assistant Coaches:** LaDon Champagnie (Second Year), Ryan Strohm (Second Year), DJ Byrd (First Year)**Graduate Assistant:** Sam Bledsoe **Managers:** Brett Hassel, Connor Cameron, Mason Oliver, Steven Creaghan

Breakdown by Class

Total Squad Members.....	14
Seniors.....	2
Juniors.....	8
Sophomores.....	3
Freshmen.....	1

Geographical

Arkansas.....	1
California.....	1
Canada.....	1
Illinois.....	3
Kentucky.....	1
Louisiana.....	1
Missouri.....	4
Netherlands.....	1
Tennessee.....	1

By Position

Center.....	2
Forward.....	3
Guard.....	9

Pronunciations

Marqueas Bell.....	mar-KEZ
TJ Biel.....	beel
Mason Hanback.....	hand-back
Saxton Hoepker.....	HEP-kerr
David Idada.....	EE-dah-dah
Ellot Lowndes.....	lownds
	(like mounds)

SOUTHEAST MISSOURI BASKETBALL NOTES



WESTMINSTER
DECEMBER 29

2024-25 RADIO/TV ROSTER



1 | **Rob Martin**
G / 5-10 / 170 / Jr.
St. Louis, Mo.



2 | **BJ Ward**
G / 6-0 / 195 / So.
St. Louis, Mo.



3 | **Damarion Walkup**
G / 6-3 / 195 / So.
Bowling Green, Ky.



4 | **Troy Cole, Jr.**
G / 6-5 / 200 / Jr.
Donaldsonville, La.



5 | **TJ Biel**
G / 6-7 / 205 / Sr.
Calgary, Alberta




10 | **Teddy Washington, Jr.**
G / 6-2 / 175 / Jr.
Blytheville, Ark.



15 | **Brendan Terry**
F / 6-7 / 215 / Jr.
Santa Monica, Calif.



18 | **David Idada**
C / 7-0 / 265 / Jr.
Barendrecht, Netherlands




22 | **Saxton Hoepker**
F / 6-8 / 215 / Jr.
Nashville, Ill.



25 | **Jay Reynolds**
G / 6-4 / 190 / Fr.
Cape Girardeau, Mo.



30 | **Elliot Lowndes**
F / 7-0 / 220 / Jr.
Carbondale, Ill.



35 | **Mason Hanback**
C / 7-0 / 255 / Jr.
Jackson, Tenn.



44 | **Braxton Stacker**
G / 6-5 / 205 / Jr.
Fairview Heights, Ill.



55 | **Marqueas Bell**
G / 6-3 / 185 / So.
Kansas City, Mo.



Brad Korn
Head Coach
Fifth Year




J.R. Reynolds
Associate Head Coach
Third Year



LaDon Champagnie
Assistant Coach
Second Year



Ryan Strohm
Assistant Coach/Operations
Second Year



DJ Byrd
Assistant Coach
First Year



Sam Bledsoe
Graduate Assistant
First Year



Brett Hassell
Manager



Connor Cameron
Manager



Mason Oliver
Manager



Steven Creaghan
Manager

SEMO
BASKETBALL



SOUTHEAST MISSOURI BASKETBALL NOTES

2024-25 OVERALL STATISTICS



Game Records

Record	Overall	Home	Away	Neutral
ALL GAMES	6-6	5-1	1-4	0-1
CONFERENCE	2-0	2-0	0-0	0-0
NON-CONFERENCE	4-6	3-1	1-4	0-1

Score by Periods

Team	1st	2nd	OT	TOT
Southeast Mo. St.	452	434	11	897
Opponents	403	435	7	845

Team Box Score

No. Player					Total		3-Point		F-Throw		Rebounds													
		GP-GS	MIN	AVG	FG-FGA	FG%	3FG-3FGA	3FG%	FT-FTA	FT%	OFF	DEF	TOT	AVG	PF	DQ	A	TO	BLK	STL	PTS	AVG		
10	WASHINGTON, JR., Teddy	12-12	369:16	30.8	76-178	.427	29-86	.337	23-27	.852	9	69	78	6.5	22	1	32	21	3	16	204	17.0		
2	WARD, BJ	12-11	353:46	29.5	48-113	.425	22-57	.386	13-13	1.000	6	24	30	2.5	26	2	38	21	1	12	131	10.9		
1	MARTIN, Rob	12-12	344:07	28.7	46-119	.387	8-31	.258	17-22	.773	6	21	27	2.3	26	1	46	16	3	5	117	9.8		
15	TERRY, Brendan	12-12	236:40	19.7	45-63	.714	0-0	.000	19-33	.576	14	32	46	3.8	32	1	9	20	7	18	109	9.1		
4	COLE, JR., Troy	12-4	218:13	18.2	33-67	.493	7-26	.269	11-18	.611	8	27	35	2.9	23	1	0	10	1	9	84	7.0		
44	STACKER, Braxton	6-0	99:06	16.5	11-34	.324	4-15	.267	9-12	.750	3	10	13	2.2	8	0	6	3	4	4	35	5.8		
3	WALKUP, Damarion	11-0	192:33	17.5	20-59	.339	12-39	.308	11-13	.846	7	20	27	2.5	13	0	10	10	1	5	63	5.7		
5	BIEL, TJ	11-1	148:43	13.5	12-33	.364	7-19	.368	9-15	.600	8	23	31	2.8	12	0	4	5	4	3	40	3.6		
30	LOWNDES, Elliot	12-8	149:20	12.4	19-34	.559	0-6	.000	3-7	.429	9	33	42	3.5	26	0	7	7	9	6	41	3.4		
55	BELL, Marqueas	10-0	112:23	11.2	11-23	.478	2-5	.400	6-7	.857	4	23	27	2.7	16	1	5	8	0	2	30	3.0		
18	IDADA, David	12-0	115:09	9.6	13-19	.684	0-0	.000	4-12	.333	14	13	27	2.3	17	1	2	6	3	3	30	2.5		
35	HANBACK, Mason	8-0	42:50	5.4	4-7	.571	0-0	.000	1-2	.500	5	3	8	1.0	7	0	3	1	0	1	9	1.1		
22	HOEPKER, Saxton	7-0	42:55	6.1	2-9	.222	0-3	.000	0-0	.000	4	7	11	1.6	5	0	1	0	1	4	4	0.6		
Team											12	10	22					4						
Total		12	2425		340-758	.449	91-287	.317	126-181	.696	109	315	424	35.3	233	8	163	132	37	88	897	74.8		
Opponents		12	2425		284-695	.409	72-267	.270	205-288	.712	119	318	437	36.4	182	2	123	157	35	77	845	70.4		

Team Statistics

	SEMO	OPP
Scoring	897	845
Points per game	74.8	70.4
Scoring margin	+4.3	-
Field goals-att	340-758	284-695
Field goal pct	.449	.409
3 point fg-att	91-287	72-267
3-point FG pct	.317	.270
3-pt FG made per game	7.6	6.0
Free throws-att	126-181	205-288
Free throw pct	.696	.712
F-Throws made per game	10.5	17.1
Rebounds	424	437
Rebounds per game	35.3	36.4
Rebounding margin	-1.1	-
Assists	163	123
Assists per game	13.6	10.3
Turnovers	132	157
Turnovers per game	11.0	13.1
Turnover margin	+2.1	-
Assist/turnover ratio	1.2	0.8
Steals	88	77
Steals per game	7.3	6.4
Blocks	37	35
Blocks per game	3.1	2.9
Winning streak	3	-
Home win streak	4	-
Attendance	4808	18943
Home games-Avg/Game	6-801	5-3789
Neutral site-Avg/Game	-	1-125

Team Results

Date	Opponent		Score	Att.
11/04/2024	at Bradley	L	60-88	5014
11/10/2024	at Vanderbilt	L	76-85	5700
11/13/2024	Crowley's Ridge	W	93-38	745
11/17/2024	Chattanooga	L	82-87	580
11/21/2024	at Central Ark.	Wot	77-73	1311
11/22/2024	vs UNC Asheville	L	64-72	125
11/30/2024	Kansas City	W	80-59	890
12/05/2024	at Lipscomb	L	60-78	2123
12/08/2024	at Murray St.	L	53-73	4795
12/15/2024	St. Mary-Woods	W	93-56	630
12/19/2024	Eastern Ill.	W	79-72	840
12/21/2024	SIUE	W	80-64	1123

SOUTHEAST MISSOURI BASKETBALL NOTES



WESTMINSTER
DECEMBER 29

2024-25 OVC STATISTICS

Game Records

Record	Overall	Home	Away	Neutral
ALL GAMES	2-0	2-0	0-0	0-0
CONFERENCE	2-0	2-0	0-0	0-0
NON-CONFERENCE	0-0	0-0	0-0	0-0

Score by Periods

Team	1st	2nd	OT	TOT
Southeast Mo. St.	83	76	0	159
Opponents	72	64	0	136

Team Box Score

No.	Player				Total		3-Point		F-Throw		Rebounds													
		GP-GS	MIN	AVG	FG-FGA	FG%	3FG-3FGA	3FG%	FT-FTA	FT%	OFF	DEF	TOT	AVG	PF	DQ	A	TO	BLK	STL	PTS	AVG		
10	WASHINGTON, JR., Teddy	2-2	70:54	35.5	14-28	.500	7-14	.500	10-10	1.000	2	15	17	8.5	3	0	4	2	0	2	45	22.5		
15	TERRY, Brendan	2-2	55:23	27.7	13-17	.765	0-0	.000	4-9	.444	2	9	11	5.5	5	0	2	4	3	2	30	15.0		
2	WARD, BJ	2-2	63:10	31.6	7-17	.412	5-12	.417	4-4	1.000	1	4	5	2.5	2	0	8	3	1	1	23	11.5		
4	COLE, JR., Troy	2-0	43:26	21.7	5-11	.455	2-6	.333	2-2	1.000	2	7	9	4.5	4	0	0	0	1	0	14	7.0		
18	IDADA, David	2-0	21:33	10.8	4-4	1.000	0-0	.000	4-6	.667	2	2	4	2.0	7	0	0	0	0	1	12	6.0		
30	LOWNDES, Elliot	2-2	18:52	9.4	6-7	.857	0-0	.000	0-0	.000	1	3	4	2.0	5	0	2	4	0	1	12	6.0		
1	MARTIN, Rob	2-2	53:48	26.9	4-13	.308	3-6	.500	0-0	.000	1	1	2	1.0	6	0	12	4	1	1	11	5.5		
44	STACKER, Braxton	2-0	38:15	19.1	2-6	.333	0-1	.000	4-4	1.000	0	4	4	2.0	2	0	2	0	3	0	8	4.0		
3	WALKUP, Damarion	1-0	13:01	13.0	1-4	.250	0-1	.000	0-0	.000	1	2	3	3.0	1	0	1	0	0	0	2	2.0		
55	BELL, Marqueas	2-0	15:53	7.9	1-2	.500	0-0	.000	0-0	.000	1	1	2	1.0	3	0	1	0	0	0	2	1.0		
35	HANBACK, Mason	1-0	03:56	3.9	0-0	.000	0-0	.000	0-0	.000	0	0	0	0.0	0	0	0	1	0	0	0	0.0		
5	BIEL, TJ	1-0	01:49	1.8	0-1	.000	0-1	.000	0-0	.000	0	0	0	0.0	1	0	0	0	0	0	0	0.0		
Team																		2						
Total		2	400		57-110	.518	17-41	.415	28-35	.800	13	48	61	30.5	39	0	32	20	9	8	159	79.5		
Opponents		2	400		46-110	.418	11-36	.306	33-46	.717	17	39	56	28.0	35	0	16	17	5	11	136	68.0		

Team Statistics

	SEMO	OPP
Scoring	159	136
Points per game	79.5	68.0
Scoring margin	+11.5	-
Field goals-att	57-110	46-110
Field goal pct	.518	.418
3 point fg-att	17-41	11-36
3-point FG pct	.415	.306
3-pt FG made per game	8.5	5.5
Free throws-att	28-35	33-46
Free throw pct	.800	.717
F-Throws made per game	14.0	16.5
Rebounds	61	56
Rebounds per game	30.5	28.0
Rebounding margin	+2.5	-
Assists	32	16
Assists per game	16.0	8.0
Turnovers	20	17
Turnovers per game	10.0	8.5
Turnover margin	-1.5	-
Assist/turnover ratio	1.6	0.9
Steals	8	11
Steals per game	4.0	5.5
Blocks	9	5
Blocks per game	4.5	2.5
Winning streak	2	-
Home win streak	2	-
Attendance	1963	0
Home games-Avg/Game	2-982	0-0
Neutral site-Avg/Game	-	0-0

Team Results

Date	Opponent		Score	Att.
12/19/2024	Eastern Ill.	W	79-72	840
12/21/2024	SIUE	W	80-64	1123

2024-25 STATISTICS

WESTMINSTER
DECEMBER 29

Comparison Game-by-Game (SEMO/Opponent)

Opponent	1st	2nd	Score	Mar	Total FG	FG Pct	3-Pointers	3FG Pct	Free Throws	FT Pct	Rebounds (Mar)	Assist	T/Over	Block	Steal	Fouls
Bradley	29/46	31/42	60-88	(28)	24-57/30-54	.421/.556	6-23/10-23	.261/.435	6-10/18-25	.600/.720	27/36 (9)	8/15	17/16	2/3	11/10	20/10
Vanderbilt	38/40	38/45	76-85	(9)	28-63/25-65	.444/.385	12-25/3-25	.480/.120	8-13/32-41	.615/.780	32/53 (21)	18/10	8/9	3/6	3/7	31/18
Crowley's Ridge Coll.	47/17	46/21	93-38	+55	37-76/16-59	.487/.271	11-35/3-23	.314/.130	8-10/3-5	.800/.600	50/28 +22	22/9	9/18	5/1	10/7	8/12
Chattanooga	45/45	37/42	82-87	(5)	33-70/28-58	.471/.483	6-26/9-26	.231/.346	10-17/22-31	.588/.710	31/38 (7)	13/12	8/15	3/2	9/2	24/15
Central Arkansas	34/34	32/32	77-73	+4	27-68/24-62	.397/.387	12-35/3-21	.343/.143	11-17/22-32	.647/.688	42/43 (1)	11/8	13/13	2/2	5/11	22/17
UNC Asheville	27/30	37/42	64-72	-8	22-63/24-59	.349/.407	5-19/4-17	.235/.263	15-21/20-29	.714/.690	37/46 (9)	7/10	7/9	2/4	4/5	21/19
Kansas City	40/21	40/38	80-59	+21	30-66/17-57	.455/.298	8-26/5-27	.308/.185	12-18/20-23	.667/.870	39/33 +6	15/7	12/19	3/4	14/3	18/14
Lipscomb	28/37	32/41	60-78	(18)	25-60/29-60	.417/.483	5-14/10-25	.357/.400	5-8/10-16	.625/.625	33/37 (4)	9/21	15/11	3/6	8/8	16/12
Murray State	33/33	20/40	53-73	(20)	21-52/26-54	.404/.481	4-13/9-18	.308/.500	7-11/12-20	.636/.600	25/40 (15)	8/10	11/12	2/2	2/5	19/15
St. Mary of the Woods	48/28	45/28	93-56	+37	36-73/19-57	.493/.333	5-30/5-26	.167/.192	16-21/13-20	.762/.650	47/27 +20	20/5	12/18	3/0	14/8	15/15
Eastern Illinois	38/35	41/37	79-72	+7	27-48/23-56	.563/.411	10-22/5-14	.455/.357	15-20/21-29	.750/.724	24/34 (10)	18/6	13/12	6/2	4/8	21/20
SIU Edwardsville	45/37	35/27	80-64	+16	30-62/23-54	.484/.426	7-19/6-22	.368/.273	13-15/12-17	.867/.706	37/22 +15	14/10	7/5	3/3	4/3	18/15
Westminster																
Tennessee State																
UT Martin																
Southern Indiana																
Morehead State																
Little Rock																
Tennessee Tech																
Lindenwood																
Western Illinois																
UT Martin																
Tennessee State																
Morehead State																
Southern Indiana																
Little Rock																
Tennessee Tech																
Western Illinois																
Lindenwood																
SIU Edwardsville																
Eastern Illinois																

Points in the Paint, Second Chance Points, Points Off Turnovers, Fastbreak Points, Bench Points

Opponent	W/L	POINTS IN THE PAINT		2ND CHANCE POINTS		POINTS OFF TURNOVERS		FAST BREAK POINTS		BENCH POINTS	
		SEMO	OPP.	SEMO	OPP.	SEMO	OPP.	SEMO	OPP.	SEMO	OPP.
Bradley	L	26	34	9	11	19	25	5	12	37	37
Vanderbilt	L	22	42	0	22	8	12	2	2	16	33
Crowley's Ridge Coll.	W	44	22	13	1	19	9	11	5	46	21
Chattanooga	L	34	34	4	7	17	4	12	9	6	39
Central Arkansas	W	36	22	4	9	14	7	12	12	22	16
UNC Asheville	L	28	34	8	13	8	12	7	8	14	14
Kansas City	W	34	22	10	14	22	8	13	11	30	32
Lipscomb	L	30	32	13	8	13	16	4	10	37	16
Murray State	L	28	30	4	21	13	8	4	3	13	13
St. Mary of the Woods	W	58	20	18	4	22	5	18	8	41	17
Eastern Illinois	W	28	26	0	17	13	17	4	8	17	5
SIU Edwardsville	W	40	28	15	2	6	4	7	0	21	17
Westminster											
Tennessee State											
UT Martin											
Southern Indiana											
Morehead State											
Little Rock											
Tennessee Tech											
Lindenwood											
Western Illinois											
UT Martin											
Tennessee State											
Morehead State											
Southern Indiana											
Little Rock											
Tennessee Tech											
Western Illinois											
Lindenwood											
SIU Edwardsville											
Eastern Illinois											

SOUTHEAST MISSOURI BASKETBALL NOTES



WESTMINSTER
DECEMBER 29

2024-25 STATISTICS

Game-by-Game Leaders

Opponent	W/L	Score	Points	Rebounds	Assists	Blocks	Steals
Bradley	L	60-88	Ward - 17	Washington, Jr. - 5	Martin - 3	Terry, Biel - 1	Ward - 3
Vanderbilt	L	76-85	Ward - 22	Biel - 6	Ward - 5	Terry, Washington, Biel - 1	Washington, Jr. - 2
Crowley's Ridge Coll.	W	93-38	Walkup - 23	Ward, Washington, Jr. - 10	Martin, Ward - 7	Lowndes - 2	Terry - 3
Chattanooga	L	82-87	Martin - 29	Washington, Jr. - 10	Washington, Jr. - 4	Lowndes - 2	Washington, Jr. - 3
Central Arkansas	W	77-73 ^{OT}	Ward, Washington - 19	Lowndes, Washington - 8	Four tied - 2	Walkup, Biel - 1	Terry - 2
UNC Asheville	L	64-72	Washington, Jr. - 15	Terry - 8	Washington, Jr. - 3	Martin, Lowndes - 1	Washington, Jr. - 2
Kansas City	W	80-59	Washington, Jr. - 28	Terry, Ward - 6	Martin - 4	Lowndes - 2	Ward - 3
Lipscomb	L	60-78	Cole, Jr. - 10	Cole, Jr. - 6	Ward - 3	Idada - 2	Terry - 3
Murray State	L	53-73	Washington, Terry, 12	Terry - 6	Martin - 5	Lowndes, Martin - 1	Martin, Cole, Jr. - 1
St. Mary of the Woods	W	93-56	Terry - 17	Terry - 4	Washington, Jr. - 7	Three tied with - 1	Terry, Stacker - 3
Eastern Illinois	W	79-72	Washington, Jr. - 28	Washington, Jr. - 10	Martin - 9	Terry - 3	Terry - 2
SIU Edwardsville	W	80-64	Ward - 18	Terry - 8	Ward - 4	Stacker - 3	Washington, Jr. - 2
Westminster							
Tennessee State							
UT Martin							
Southern Indiana							
Morehead State							
Little Rock							
Tennessee Tech							
Lindenwood							
Western Illinois							
UT Martin							
Tennessee State							
Morehead State							
Southern Indiana							
Little Rock							
Tennessee Tech							
Western Illinois							
Lindenwood							
SIU Edwardsville							
Eastern Illinois							

2024-25 STATISTICS

WESTMINSTER
DECEMBER 29

Game-by-Game Starters

Opponent	W/L	Score	Guard	Guard	uard/Forward+	Guard/Forward	Forward/Center	First Man Off the Bench
Bradley	L	60-88	Martin	Biel	Cole, Jr.	Washington, Jr., G	Terry, F	Ward, 17 pts., 3 steals, 21 min.
Vanderbilt	L	76-85	Martin	Ward	Cole, Jr.	Washington, Jr., G	Terry, F	Lowndes, 2 pts., 2 reb., 10 min.
Crowley's Ridge Coll.	W	93-38	Martin	Ward	Cole, Jr.	Washington, Jr., G	Terry, F	Lowndes, 7 pts., 3 reb., 14 min.
Chattanooga	L	82-87	Martin	Ward	Cole, Jr.	Washington, Jr., G	Terry, F	Lowndes, 1 pt., 5 reb., 2 blocks, 19 min.
Central Arkansas	W	77-73 ^{OT}	Martin	Ward	Lowndes, F	Washington, Jr., G	Terry, F	Biel, 3 pts., 4 reb., 22 min.
UNC Asheville	L	64-72	Martin	Ward	Lowndes, F	Washington, Jr., G	Terry, F	Idada, 1 reb., 9 min.
Kansas City	W	80-59	Martin	Ward	Lowndes, F	Washington, Jr., G	Terry, F	Cole, Jr., 13 pts., 5 reb., 17 min.
Lipscomb	L	60-78	Martin	Ward	Lowndes, F	Washington, Jr., G	Terry, F	Cole, Jr., 10 pts., 6 reb., 18 min.
Murray State	L	53-73	Martin	Ward	Lowndes, F	Washington, Jr., G	Terry, F	Cole, Jr., 5 pts., 1 reb., 24 min.
St. Mary of the Woods	W	93-56	Martin	Ward	Lowndes, F	Washington, Jr., G	Terry, F	Cole, Jr., 14 pts., 3 reb., 13 min.
Eastern Illinois	W	79-72	Martin	Ward	Lowndes, F	Washington, Jr., G	Terry, F	Cole, Jr., 6 pts., 6 reb., 22 min.
SIU Edwardsville	W	80-64	Martin	Ward	Lowndes, F	Washington, Jr., G	Terry, F	Idada, 7 pts., 2 reb., 12 min.
Westminster								
Tennessee State								
UT Martin								
Southern Indiana								
Morehead State								
Little Rock								
Tennessee Tech								
Lindenwood								
Western Illinois								
UT Martin								
Tennessee State								
Morehead State								
Southern Indiana								
Little Rock								
Tennessee Tech								
Western Illinois								
Lindenwood								
SIU Edwardsville								
Eastern Illinois								

Starting Lineup Combinations

Record	Guard	Guard	Guard/Forward	Guard/Forward	Forward/Center
0-1	Martin	Biel	Cole, Jr.	Washington, Jr., G	Terry, F
1-2	Martin	Ward	Cole, Jr.	Washington, Jr., G	Terry, F
5-3	Martin	Ward	Lowndes, F	Washington, Jr., G	Terry, F

SOUTHEAST MISSOURI BASKETBALL NOTES



WESTMINSTER
DECEMBER 29

2024-25 STATISTICS

Team Game-by-Game Statistics

	Score	FG-A	Pct.	3FG-A	Pct.	FT-A	Pct.	OFF	DEF	Total	F	A	TO	B	S
Southeast Missouri	L, 60-88	24-57	.421	6-23	.261	6-10	.600	9	18	27	20	8	17	2	11
Bradley		30-54	.556	10-23	.435	18-25	.720	10	26	36	10	15	16	3	10
Southeast Missouri	L, 76-85	28-63	.444	12-25	.480	8-13	.615	4	28	32	31	18	8	3	3
Vanderbilt		25-65	.385	3-25	.120	32-41	.780	20	33	53	18	10	9	6	7
Southeast Missouri	W, 93-38	37-76	.487	11-35	.314	8-10	.800	13	37	50	8	22	9	5	10
Crowley's Ridge College		16-59	.271	3-23	.130	3-5	.600	4	24	28	12	9	18	1	7
Southeast Missouri	L, 82-87	33-70	.471	6-26	.231	10-17	.588	7	24	31	24	13	8	3	9
Chattanooga		28-58	.483	9-26	.346	22-31	.710	7	31	38	15	12	15	2	2
Southeast Missouri	W, 77-73 ^{OT}	27-68	.397	12-35	.343	11-17	.647	11	31	42	22	11	13	2	5
Central Arkansas		24-62	.387	3-24	.143	22-32	.688	11	32	43	17	8	13	2	11
Southeast Missouri	L, 64-72	22-63	.349	5-19	.263	15-21	.714	11	26	37	21	7	7	2	4
UNC Asheville		24-59	.407	4-17	.235	20-29	.690	13	33	46	19	10	9	4	5
Southeast Missouri	W, 80-59	30-66	.455	8-26	.308	12-18	.667	11	28	39	18	15	12	3	14
Kansas City		17-57	.298	5-27	.185	20-23	.870	8	25	33	14	7	19	4	3
Southeast Missouri	L, 60-78	25-60	.417	5-14	.357	5-8	.625	9	24	33	16	9	15	3	8
Lipscomb		29-60	.483	10-25	.400	10-16	.625	10	27	37	12	21	11	6	8
Southeast Missouri	L, 53-73	21-52	.404	4-13	.308	7-11	.636	7	18	25	19	8	11	2	2
Murray State		26-54	.481	9-18	.500	12-20	.600	14	26	40	15	10	12	2	5
Southeast Missouri	W, 93-56	35-73	.493	5-30	.167	16-21	.762	14	33	47	15	20	12	3	14
St. Mary of the Woods		19-57	.333	5-26	.192	13-20	.450	5	22	27	15	5	18	0	8
Southeast Missouri	W, 79-72	27-48	.563	10-22	.455	15-20	.750	5	19	24	21	18	13	6	4
Eastern Illinois		23-56	.411	5-14	.357	21-29	.724	17	17	34	20	6	12	2	8
Southeast Missouri	W, 80-64	30-62	.484	7-19	.368	13-15	.867	8	29	37	18	14	7	3	4
SIU Edwardsville		23-54	.426	6-22	.273	12-17	.706	0	22	22	15	10	5	3	3
Southeast Missouri															
Westminster															
Southeast Missouri															
Tennessee State															
Southeast Missouri															
UT Martin															
Southeast Missouri															
Southern Indiana															
Southeast Missouri															
Morehead State															
Southeast Missouri															
Little Rock															
Southeast Missouri															
Tennessee Tech															
Southeast Missouri															
Lindenwood															
Southeast Missouri															
Western Illinois															
Southeast Missouri															
UT Martin															
Southeast Missouri															
Tennessee State															
Southeast Missouri															
Morehead State															
Southeast Missouri															
Southern Indiana															
Southeast Missouri															
Little Rock															
Southeast Missouri															
Tennessee Tech															
Southeast Missouri															
Western Illinois															
Southeast Missouri															
Lindenwood															
Southeast Missouri															
SIU Edwardsville															
Southeast Missouri															
Eastern Illinois															

2024-25 STATISTICS

WESTMINSTER
DECEMBER 292024-25 Game-by-Game Leaders
Summary (# of Games)+

Points

Teddy Washington, Jr.....	5
BJ Ward.....	4
Brendan Terry.....	2
Damarion Walkup.....	1
Rob Martin.....	1
Troy Cole, Jr.....	1

Rebounds

Teddy Washington, Jr.....	5
Brendan Terry.....	4
BJ Ward.....	2
TJ Biel.....	1
Elliot Lowndes.....	1
Troy Cole, Jr.....	1
Rob Martin.....	1

Assists

Rob Martin.....	6
BJ Ward.....	5
Teddy Washington, Jr.....	4
Damarion Walkup.....	1

Blocks

Elliot Lowndes.....	6
TJ Biel.....	3
Brendan Terry.....	3
Rob Martin.....	2
Teddy Washington, Jr.....	2
David Idada.....	2
Damarion Walkup.....	1
Braxton Stacker.....	1

Steals

Brendan Terry.....	5
Teddy Washington, Jr.....	5
BJ Ward.....	2
Rob Martin.....	1
Troy Cole, Jr.....	1

Dunks (# for 2024-25 Season)

Elliot Lowndes.....	7
Troy Cole, Jr.....	6
Teddy Washington, Jr.....	4
Brendan Terry.....	4
David Idada.....	2
Mason Hanback.....	1
TJ Biel.....	1

Games Played/Started

	2024-25	Career
Mason Hanback	8/0	42/0
Braxton Stacker	6/0	36/26
Rob Martin	12/12	43/40
David Idada	12/0	42/4
TJ Biel	11/1	41/6
BJ Ward	12/11	41/13
Marqueas Bell	10/0	35/5
Teddy Washington, Jr.	12/12	12/12
Brendan Terry	12/12	12/12
Elliot Lowndes	12/8	12/8
Troy Cole, Jr.	12/4	12/4
Damarion Walkup	11/0	11/0
Saxton Hoepker	7/0	7/0

Career Ledger

Double-Digit Point Games

	2024-25	Career
Rob Martin.....	4	23
BJ Ward.....	7	10
Teddy Washington, Jr.....	10	10
Braxton Stacker.....	2	9
TJ Biel.....	2	6
Brendan Terry.....	5	5
Marqueas Bell.....	-	4
Damarion Walkup.....	3	3
Troy Cole, Jr.....	3	3

Double-Digit Rebound Games

	2024-25	Career
Teddy Washington, Jr.....	3	3
David Idada.....	-	2
BJ Ward.....	1	1

20+ Point Games

	2024-25	Career
Teddy Washington, Jr.....	3	3
Rob Martin.....	-	3
TJ Biel.....	-	1
BJ Ward.....	1	1
Damarion Walkup.....	1	1
Rob Martin.....	1	1

8+ Rebound Games

	2024-25	Career
Teddy Washington, Jr.....	4	4
David Idada.....	-	3
TJ Biel.....	-	2
Brendan Terry.....	2	2
BJ Ward.....	1	1
Elliot Lowndes.....	1	1

5+ Assist Games

	2024-25	Career
Rob Martin.....	3	12
BJ Ward.....	3	6
Braxton Stacker.....	-	1
Teddy Washington, Jr.....	1	1

3+ Steal Games

	2024-25	Career
Rob Martin.....	-	3
Brendan Terry.....	3	3
BJ Ward.....	2	3
Teddy Washington, Jr.....	2	2
TJ Biel.....	-	1
Marqueas Bell.....	-	1
Braxton Stacker.....	-	1

Double-Doubles

	2024-25	Career
Teddy Washington, Jr.....	3	3
BJ Ward.....	1	1

SEMO's 2024-25 Record:

At Home.....	5-1
On the Road.....	1-4
At Neutral Sites.....	0-1
In Ohio Valley Conference Games.....	2-0
In November.....	3-4
In December.....	3-2
In January.....	0-0
In February.....	0-0
In March.....	0-0
Leading at the Half.....	5-0
Trailing at the Half.....	0-4
Tied at the Half.....	1-2
In Overtime Games.....	1-0
The Redhawks Score First.....	4-2
In 1-4 Point Games.....	1-0
In 5-9 Point Games.....	1-3
In 10-14 Point Games.....	0-0
In 15+ Point Games.....	4-3
Leading with Five Minutes Left in Regulation.....	6-0
Trailing with Five Minutes Left in Regulation.....	0-6
Tied with Five Minutes Left in Regulation.....	0-0
Scoring Less than 50 Points.....	0-0
Scoring 50-59 Points.....	0-1
Scoring 60-69 Points.....	0-3
Scoring 70-79 Points.....	2-1
Scoring 80-89 Points.....	2-1
Scoring 90-99 Points.....	2-0
Scoring 100 or more Points.....	0-0
Giving up Less Than 50 Points.....	1-0
Giving up 50-59 Points.....	2-0
Giving up 60-69 Points.....	1-0
Giving up 70-79 Points.....	2-3
Giving up 80-89 Points.....	0-3
Giving up 90-99 Points.....	0-0
Giving up 100 or more Points.....	0-0
Shooting 50% or Better from the Field.....	1-0
Shooting Less Than 50% from the Field.....	5-6
Opponent Shoots 50% or Better from the Field.....	0-1
Opponent Shoots Less Than 50% from the Field.....	6-5
Outshooting Opponent.....	6-1
Outshot by Opponent.....	0-5
Field Goal Percentage is Tied.....	0-0
Shooting 50% or Better from 3-Point Range.....	0-1
Shooting Less Than 50% from 3-Point Range.....	6-5
Opponent Shoots 50% or Better from 3-Point Range.....	0-0
Opponent Shoots Less Than 50% from 3-Point Range.....	6-6
Shooting 50% or Better from the Free Throw Line.....	6-6
Shooting Less Than 50% from the Free Throw Line.....	0-0
Opponent Shoots 50% or Better from the Free Throw Line.....	6-6
Opponent Shoots Less Than 50% from the Free Throw Line.....	0-0
Shooting More Free Throws Than Opponent.....	2-0
Shooting Less Free Throws Than Opponent.....	4-6
Free Throws are Tied.....	0-0
SEMO's Starters Outscore Opponent's Starters.....	4-2
Opponent's Starters Outscore SEMO's Starters.....	2-4
Starter Scoring is Tied.....	0-0
Bench Outscores Opponent.....	5-1
Opponent Bench Outscores SEMO.....	1-2
Bench Scoring is Tied.....	0-3
Bench Contributes Double Figures in Points.....	6-5
No Redhawk Players Score Double Figures.....	0-0
Two Redhawk Players Score Double Figures.....	1-2
3+ Redhawk Players Score Double Figures.....	5-3
Outrebounding an Opponent.....	4-0
Opponent Outrebounds SEMO.....	2-6
Rebounds are Tied.....	0-0
Getting 10+ Assists.....	6-2
Getting 10+ Steals.....	3-1
Getting 5+ Blocks.....	2-0
Forcing more Turnovers than Opponent.....	3-4
Committing more Turnovers than Opponent.....	2-2
Turnovers are Tied.....	1-0



WESTMINSTER
DECEMBER 29

2024-25 REDHAWKS



6-3 / 165 / So.
Kansas City, Mo.
Park Hill H.S.

55
GUARD

MARQUEAS BELL

2024-25 Notes

- Played in 10 of 12 games off the bench.
- Scored five points in his first action of the season at Bradley (11/4).
- Finished with a season-high eight points in 15 minutes vs. UNC Asheville (11/22).

Bell's Game-by-Game Statistics

2024-25	FG	3P	FT	O/D	REB	F	PTS	A	TO	B	S	M
at Bradley	2-4	1-2	0-0	0/2	2	2	5	1	2	0	0	17
at Vanderbilt	0-1	0-0	0-0	0/0	0	1	0	0	1	0	0	4
Crowley's Ridge Coll.	1-2	0-1	0-0	1/5	6	0	2	1	1	0	1	14
Chattanooga	DNP	-	-	-	-	-	-	-	-	-	-	-
at Central Arkansas	1-2	0-0	1-2	0/3	3	2	3	1	1	0	0	10
vs. UNC Asheville	3-5	1-2	1-1	1/3	4	1	8	0	0	0	0	15
Kansas City	0-2	0-0	2-2	0/2	2	1	2	1	1	0	0	9
at Lipscomb	2-4	0-0	2-2	0/4	4	1	6	1	0	0	1	14
at Murray State	DNP	-	-	-	-	-	-	-	-	-	-	-
St. Mary of the Woods	1-1	0-0	0-0	1/3	4	5	2	0	2	0	0	12
Eastern Illinois	1-1	0-0	0-0	0/1	1	2	2	1	0	0	0	13
SIU Edwardsville	0-1	0-0	0-0	1/0	1	1	0	0	0	0	0	3
Westminster												
at Tennessee State												
at UT Martin												
Southern Indiana												
Morehead State												
Little Rock												
at Tennessee Tech												
at Lindenwood												
at Western Illinois												
UT Martin												
Tennessee State												
at Morehead State												
at Southern Indiana												
at Little Rock												
Tennessee Tech												
Western Illinois												
Lindenwood												
at SIU Edwardsville												
at Eastern Illinois												

• - Game Started

2024-25 SEASON-HIGHS

Points	8	vs. UNC Asheville (11/22/24)
Total Rebounds	6	vs. Crowley's Ridge (11/13/24)
Offensive Rebounds	1	3x, last vs. St. Mary of the Woods (12/15/24)
Defensive Rebounds	5	vs. Crowley's Ridge (11/13/24)
Field Goals Made	3	vs. UNC Asheville (11/22/24)
Field Goals Attempted	5	vs. UNC Asheville (11/22/24)
3-Point Field Goals Made	1	2x, last vs. UNC Asheville (11/22/24)
3-Point Field Goals Attempted	2	2x, last vs. UNC Asheville (11/22/24)
Free Throws Made	2	4x, last at Lipscomb (12/5/24)
Free Throws Attempted	2	3x, last at Lipscomb (12/5/24)
Assists	1	4x, last vs. Eastern Illinois (12/19/24)
Blocks	-	-
Steals	1	2x, last at Lipscomb (12/5/24)
Minutes	17	at Bradley (11/4/24)

CAREER-HIGHS

Points	18	at SIU Edwardsville (2/17/24)
Total Rebounds	7	vs. UT Martin (2/24/24)
Offensive Rebounds	1	6x, last vs. St. Mary of the Woods (12/15/24)
Defensive Rebounds	7	vs. UT Martin (2/24/24)
Field Goals Made	7	at SIU Edwardsville (2/17/24)
Field Goals Attempted	11	at Eastern Illinois (2/15/24)
3-Point Field Goals Made	2	at SIU Edwardsville (2/17/24)
3-Point Field Goals Attempted	3	at SIU Edwardsville (2/17/24)
Free Throws Made	6	vs. Little Rock (2/22/24)
Free Throws Attempted	9	vs. Little Rock (2/22/24)
Assists	6	vs. UT Martin (2/24/24)
Blocks	1	at SIU Edwardsville (2/17/24)
Steals	3	at SIU Edwardsville (2/17/24)
Minutes	31	vs. UT Martin (2/24/24)

Bell's Career Statistics at Southeast Missouri

Overall																			
Season	G-GS	Min	Avg	FG-FGA	Pct	3FG-3FGA	Pct	FT-FTA	Pct	Off	Def	Tot	Avg	PF	FO	A	TO	Blk	Stl
2023-24	25-5	297	11.9	42-96	.438	6-19	.316	30-45	.667	4	51	55	2.2	24	0	19	19	1	12
2024-25	10-0	111	11.1	11-23	.478	2-5	.400	6-7	.857	4	23	27	2.7	16	1	5	8	0	2
Total	35-5	408	11.7	53-119	.445	8-24	.333	36-52	.692	8	74	82	2.3	40	1	24	27	1	14
Ohio Valley Conference Games Only																			
Season	G-GS	Min	Avg	FG-FGA	Pct	3FG-3FGA	Pct	FT-FTA	Pct	Off	Def	Tot	Avg	PF	FO	A	TO	Blk	Stl
2023-24	15-5	235	15.7	32-73	.438	5-14	.357	25-36	.694	4	38	42	2.8	16	0	17	15	1	10
2024-25	2-0	16	8.0	1-2	.500	0-0	.000	0-0	.000	1	1	2	1.0	3	0	1	0	0	2
Total	17-5	251	14.8	33-75	.440	5-14	.357	25-36	.694	5	39	44	2.6	19	0	18	15	1	10

2024-25 REDHAWKS

WESTMINSTER
DECEMBER 29

6-7 / 205 / Sr.
Calgary, Alberta, Canada
Edge School
Triton College

5
GUARD

TJ BIEL

2024-25 Notes

- Started the second-straight season-opener of his career at Bradley (11/4).
- Saw action in 11 games and scored double figures in two of those contests with 12 points at Vanderbilt (11/10) and 10 vs. Crowley's Ridge (11/13).
- Made a career-high four 3-pointers against the Commodores.
- Scored two points, grabbed four rebounds and one block in 13 minutes at Bradley (11/4).

Biel's Game-by-Game Statistics

2024-25	FG	3P	FT	O/D	REB	F	PTS	A	TO	B	S	M
at Bradley*	1-5	0-1	0-0	1/3	4	1	2	0	2	1	0	13
at Vanderbilt	4-7	4-6	0-2	1/5	6	3	12	1	2	1	0	21
Crowley's Ridge Coll.	3-8	2-6	2-2	1/4	5	1	10	1	0	0	0	18
Chattanooga	1-2	1-2	0-0	1/1	2	2	3	0	0	1	1	20
at Central Arkansas	0-2	0-1	3-5	0/4	4	1	3	1	0	1	0	22
vs. UNC Asheville	0-0	0-0	0-0	2/2	4	1	0	0	0	0	0	11
Kansas City	0-1	0-0	0-0	0/0	0	2	0	0	1	0	0	8
at Lipscomb	2-2	0-0	2-2	0/2	2	0	6	1	0	0	1	19
at Murray State	0-1	0-1	0-0	0/0	0	0	0	0	0	0	0	3
St. Mary of the Woods	1-4	0-1	2-4	2/2	4	0	4	0	0	0	1	13
Eastern Illinois	DNP	-	-	-	-	-	-	-	-	-	-	-
SIU Edwardsville	0-1	0-1	0-0	0/0	0	1	0	0	0	0	0	2

Westminster

at Tennessee State

at UT Martin

Southern Indiana

Morehead State

Little Rock

at Tennessee Tech

at Lindenwood

at Western Illinois

UT Martin

Tennessee State

at Morehead State

at Southern Indiana

at Little Rock

Tennessee Tech

Western Illinois

Lindenwood

at SIU Edwardsville

at Eastern Illinois

• - Game Started

2024-25 SEASON-HIGHS

Points	12	at Vanderbilt (11/10/24)
Total Rebounds	6	at Vanderbilt (11/10/24)
Offensive Rebounds	2	2x, last vs. St. Mary of the Woods (12/15/24)
Defensive Rebounds	5	at Vanderbilt (11/10/24)
Field Goals Made	4	at Vanderbilt (11/10/24)
Field Goals Attempted	8	vs. Crowley's Ridge (11/13/24)
3-Point Field Goals Made	4	at Vanderbilt (11/10/24)
3-Point Field Goals Attempted	6	2x, last vs. Crowley's Ridge (11/13/24)
Free Throws Made	3	at Central Arkansas (11/21/24)
Free Throws Attempted	5	at Central Arkansas (11/21/24)
Assists	1	4x, last at Lipscomb (12/5/24)
Blocks	1	4x, last at Central Arkansas (11/21/24)
Steals	1	3x, last vs. St. Mary of the Woods (12/15/24)
Minutes	22	at Central Arkansas (11/21/24)

CAREER-HIGHS

Points	23	at Purdue Fort Wayne (12/9/23)
Total Rebounds	9	vs. Bethel (1/6/24)
Offensive Rebounds	4	at Butler (11/10/23)
Defensive Rebounds	8	2x, last vs. Bethel (1/6/24)
Field Goals Made	8	at Purdue Fort Wayne (12/9/23)
Field Goals Attempted	11	at Purdue Fort Wayne (12/9/23)
3-Point Field Goals Made	4	at Vanderbilt (11/10/24)
3-Point Field Goals Attempted	7	at Vanderbilt (11/10/24)
Free Throws Made	7	at Purdue Fort Wayne (12/9/23)
Free Throws Attempted	9	at Purdue Fort Wayne (12/9/23)
Assists	2	vs. Central Arkansas (11/20/23)
Blocks	2	at Lindenwood (1/30/24)
Steals	4	vs. Missouri Baptist (12/3/23)
Minutes	29	at Purdue Fort Wayne (12/9/23)

Biel's Career Statistics at Southeast Missouri

Overall

Season	G-GS	Min	Avg	FG-FGA	Pct	3FG-3FGA	Pct	FT-FTA	Pct	Off	Def	Tot	Avg	PF	FO	A	TO	Blk	Stl	Pts	Avg
2023-24	30-5	522	17.4	49-121	.405	12-49	.245	38-55	.691	29	58	87	2.9	52	0	12	19	8	11	148	4.9
2024-25	11-1	150	13.6	12-33	.364	7-19	.368	9-15	.600	8	23	31	2.8	12	0	4	5	4	3	40	3.6
Total	41-6	672	16.4	61-154	.396	19-68	.279	47-70	.671	37	81	118	2.9	64	0	16	24	12	14	188	4.6

Ohio Valley Conference Games Only

Season	G-GS	Min	Avg	FG-FGA	Pct	3FG-3FGA	Pct	FT-FTA	Pct	Off	Def	Tot	Avg	PF	FO	A	TO	Blk	Stl	Pts	Avg
2023-24	18-2	300	16.7	19-63	.302	8-29	.276	14-22	.636	16	24	40	2.2	28	0	6	10	5	6	60	3.3
2024-25	1-0	2	2.0	0-1	.000	0-1	.000	0-0	.000	0	0	0	0.0	1	0	0	0	0	0	0	0.0
Total	19-2	302	15.9	19-64	.297	8-30	.267	14-22	.636	16	24	40	2.1	29	0	6	10	5	6	60	3.2



WESTMINSTER
DECEMBER 29

2024-25 REDHAWKS



6-5 / 200 / Jr.
Donaldsonville, La.
Donaldsonville H.S.
Highland CC

4
GUARD

TROY COLE, JR.

2024-25 Notes

- Made his first career NCAA Division I start at Bradley (11/4).
- Started Southeast Missouri's first four games and came off the bench in the previous eight contests.
- Scored double figures off the bench in three of his last six games.
- Finished with 13 points and five rebounds in 17 minutes off the bench vs. Kansas City (11/30), 10 points and six rebounds at Lipscomb (12/5) and registered a season-high 14 points vs. St. Mary of the Woods (12/15).
- Played a season-high 24 minutes at Murray State (12/8).
- Ranks fifth on the team in scoring with seven points a game.
- Matched a season-best six rebounds in first career Ohio Valley Conference game vs. Eastern Illinois (12/19).

Prior to Southeast Missouri

- Was Highland Community College's top scorer with 16.5 points per game in 2023-24.
- Started all 33 games shooting 49.7 percent (186-of-374) from the field. Made just under 40 percent (39.5) of his 3-point attempts (45-of-114).
- Ranked second on the team in assists (95) and steals (50).
- Played his freshman season at Blackburn College in 2022-23, averaging 15.2 points per game and shooting 51.9 percent from the field.
- Attended Donaldsonville High School and averaged 18.2 points per game as a senior.
- Was voted Most Valuable Player on the football team as a running back.

Cole, Jr.'s Game-by-Game Statistics

2024-25	FG	3P	FT	O/D	REB	F	PTS	A	TO	B	S	M
at Bradley*	2-5	0-2	0-0	0/1	1	1	4	0	1	0	1	18
at Vanderbilt*	3-7	0-2	0-0	1/2	3	5	6	0	0	0	1	13
Crowley's Ridge Coll.*	4-9	1-4	0-1	0/1	1	1	9	0	0	0	2	20
Chattanooga*	0-1	0-0	1-2	0/0	0	4	1	0	0	0	0	12
at Central Arkansas	1-3	1-2	0-0	0/2	2	0	3	0	2	0	1	16
vs. UNC Asheville	1-4	0-1	3-4	1/3	4	2	5	0	1	0	0	23
Kansas City	5-7	0-1	3-5	1/4	5	1	13	0	1	0	2	17
at Lipscomb	4-9	1-3	1-2	2/4	6	4	10	0	2	0	1	18
at Murray State	2-2	0-0	1-2	0/1	1	0	5	0	1	0	1	24
St. Mary of the Woods	6-9	2-5	0-0	1/2	3	1	14	0	2	0	0	14
Eastern Illinois	2-7	2-6	0-0	1/5	6	2	6	0	0	1	0	22
SIU Edwardsville	3-4	0-0	2-2	1/2	3	2	8	0	0	0	0	22
Westminster												
at Tennessee State												
at UT Martin												
Southern Indiana												
Morehead State												
Little Rock												
at Tennessee Tech												
at Lindenwood												
at Western Illinois												
UT Martin												
Tennessee State												
at Morehead State												
at Southern Indiana												
at Little Rock												
Tennessee Tech												
Western Illinois												
Lindenwood												
at SIU Edwardsville												
at Eastern Illinois												

• - Game Started

2024-25 SEASON/CAREER-HIGHS

Points	14	vs. St. Mary of the Woods (12/15/24)
Total Rebounds	6	2x, last vs. Eastern Illinois (12/19/24)
Offensive Rebounds	2	at Lipscomb (12/5/24)
Defensive Rebounds	5	vs. Eastern Illinois (12/19/24)
Field Goals Made	6	vs. St. Mary of the Woods (12/15/24)
Field Goals Attempted	9	3x, last vs. St. Mary of the Woods (12/15/24)
3-Point Field Goals Made	2	2x, last vs. Eastern Illinois (12/19/24)
3-Point Field Goals Attempted	6	vs. Eastern Illinois (12/19/24)
Free Throws Made	3	2x, last vs. Kansas City (11/30/24)
Free Throws Attempted	5	vs. Kansas City (11/30/24)
Assists	-	-
Blocks	1	vs. Eastern Illinois (12/19/24)
Steals	2	2x, last vs. Kansas City (11/30/24)
Minutes	24	at Murray State (12/8/24)

+Cole, Jr.'s Career Statistics at Southeast Missouri

Overall																	
Season	G-GS	Min	Avg	FG-FGA	Pct	3FG-3FGA	Pct	FT-FTA	Pct	Off	Def	Tot	Avg	PF	FO	A	TO
2024-25	12-4	219	18.3	33-67	.493	7-26	.269	11-18	.611	8	27	35	2.9	23	1	0	10
Ohio Valley Conference Games Only																	
Season	G-GS	Min	Avg	FG-FGA	Pct	3FG-3FGA	Pct	FT-FTA	Pct	Off	Def	Tot	Avg	PF	FO	A	TO
2024-25	2-0	44	22.0	5-11	.455	2-6	.333	2-2	1.000	2	7	9	4.5	4	0	0	0

2024-25 REDHAWKS

WESTMINSTER
DECEMBER 297-0 / 245 / Jr.
Jackson, Tenn.
Tennessee Prep35
CENTER

MASON HANBACK

2024-25 Notes

- Came off the bench in eight games
- Scored a season-high six points and added a season-best three rebounds vs. St. Mary of the Woods (12/15).

Hanback's Game-by-Game Statistics

2024-25	FG	3P	FT	O/D	REB	F	PTS	A	TO	B	S	M
at Bradley	1-1	0-0	0-0	0/0	0	1	2	0	0	0	1	8
at Vanderbilt	0-0	0-0	0-0	0/2	2	2	0	1	0	0	0	8
Crowley's Ridge Coll.	0-2	0-0	0-0	1/0	1	0	0	0	0	0	0	6
Chattanooga	DNP	-	-	-	-	-	-	-	-	-	-	-
at Central Arkansas	DNP	-	-	-	-	-	-	-	-	-	-	-
vs. UNC Asheville	DNP	-	-	-	-	-	-	-	-	-	-	-
Kansas City	0-0	0-0	1-2	0/0	0	0	1	1	0	0	0	3
at Lipscomb	0-0	0-0	0-0	2/0	2	1	0	1	0	0	0	5
at Murray State	0-0	0-0	0-0	0/0	0	1	0	0	0	0	0	2
St. Mary of the Woods	3-4	0-0	0-0	2/1	3	1	6	0	0	0	0	7
Eastern Illinois	0-0	0-0	0-0	0/0	0	0	0	0	1	0	0	4
SIU Edwardsville	DNP	-	-	-	-	-	-	-	-	-	-	-
Westminster												
at Tennessee State												
at UT Martin												
Southern Indiana												
Morehead State												
Little Rock												
at Tennessee Tech												
at Lindenwood												
at Western Illinois												
UT Martin												
Tennessee State												
at Morehead State												
at Southern Indiana												
at Little Rock												
Tennessee Tech												
Western Illinois												
Lindenwood												
at SIU Edwardsville												
at Eastern Illinois												

• - Game Started

2024-25 SEASON-HIGHS

Points	6	vs. St. Mary of the Woods (12/15/24)
Total Rebounds	3	vs. St. Mary of the Woods (12/15/24)
Offensive Rebounds	2	2x, last vs. St. Mary of the Woods (12/15/24)
Defensive Rebounds	2	at Vanderbilt (11/10/24)
Field Goals Made	3	vs. St. Mary of the Woods (12/15/24)
Field Goals Attempted	4	vs. St. Mary of the Woods (12/15/24)
3-Point Field Goals Made	-	-
3-Point Field Goals Attempted	-	-
Free Throws Made	1	vs. Kansas City (11/30/24)
Free Throws Attempted	2	vs. Kansas City (11/30/24)
Assists	1	3x, last at Lipscomb (12/5/24)
Blocks	-	-
Steals	1	at Bradley (11/4/24)
Minutes	8	2x, last at Vanderbilt (11/10/24)

CAREER-HIGHS

Points	8	vs. Eastern Illinois (2/16/23)
Total Rebounds	4	3x, last at Eastern Illinois (2/15/24)
Offensive Rebounds	2	5x, last vs. St. Mary of the Woods (12/15/24)
Defensive Rebounds	3	vs. Harris-Stowe (12/6/23)
Field Goals Made	4	vs. Eastern Illinois (2/16/23)
Field Goals Attempted	5	vs. Lindsey Wilson (2/17/23)
3-Point Field Goals Made	-	-
3-Point Field Goals Attempted	-	-
Free Throws Made	1	4x, last vs. Kansas City (11/30/24)
Free Throws Attempted	2	3x, last vs. Kansas City (11/30/24)
Assists	1	4x, last at Lipscomb (12/5/24)
Blocks	3	at Morehead State (1/14/23)
Steals	1	3x, last at Bradley (11/4/24)
Minutes	20	vs. Harris-Stowe (12/6/23)

Hanback's Career Statistics at Southeast Missouri

Overall

Season	G-GS	Min	Avg	FG-FGA	Pct	3FG-3FGA	Pct	FT-FTA	Pct	Off	Def	Tot	Avg	PF	FO	A	TO	Blk	Stl	Pts	Avg
2022-23	10-0	49	4.9	8-9	.889	0-0	.000	2-3	.667	0	3	3	0.3	8	0	0	2	3	0	18	1.8
2023-24	26-0	231	8.9	22-37	.595	0-0	.000	1-4	.250	14	25	39	1.5	40	0	2	14	8	2	45	1.7
2024-25	8-0	43	5.4	4-7	.571	0-0	.000	1-2	.500	5	3	8	1.0	7	0	3	1	0	1	9	1.1
Total	44-0	323	7.3	34-53	.642	0-0	.000	4-9	.444	19	31	50	1.1	55	0	5	17	11	3	72	1.6

Ohio Valley Conference Games Only

Season	G-GS	Min	Avg	FG-FGA	Pct	3FG-3FGA	Pct	FT-FTA	Pct	Off	Def	Tot	Avg	PF	FO	A	TO	Blk	Stl	Pts	Avg
2022-23	5-0	30	6.0	6-7	.857	0-0	.000	0-0	.000	0	2	2	0.4	7	0	0	1	3	0	12	2.4
2023-24	15-0	113	7.5	6-16	.375	0-0	.000	0-0	.000	8	14	22	1.5	22	0	1	10	5	0	12	0.8
2024-25	1-0	4	4.0	0-0	.000	0-0	.000	0-0	.000	0	0	0	0.0	0	0	0	1	0	0	0	0.0
Total	21-0	147	7.0	12-23	.522	0-0	.000	0-0	.000	8	16	24	1.1	29	0	1	12	8	0	24	1.1



WESTMINSTER
DECEMBER 29

2024-25 REDHAWKS



6-8 / 215 / Jr.
Nashville, Ill.
Nashville H.S.
Southwestern
Illinois College

22
FORWARD

SAXTON HOEPKER

2024-25 Notes

- Appeared in seven games off the bench.
- Played nine minutes in his first career NCAA Division I game at Bradley (11/4).
- Scored the first points of his career and added four rebounds vs. Crowley's Ridge (11/13).
- Pulled down two rebounds in six minutes off the bench at Vanderbilt (11/10).

Prior to Southeast Missouri

- Led Southwestern Illinois College with a double-double 13.5 points and 10.2 rebounds per game in 2023-24.
- Started 29 of 31 games and shot 43.4 percent (163-of-376) from the field.
- Notched 32 steals, 69 assists and 33 blocks.
- Ranked 11th in junior college basketball in rebounding and finished fourth nationally in defensive rebounds.
- Earned All-Region 24 honors.
- As a freshman, played in 31 games and logged nine starts with an average of 3.6 points and 3.3 rebounds per contest.
- Graduated from Nashville High School, where he earned All-Southern Illinois and Second-Team All-State honors.
- Helped lead the Hornets to a Class 2A State Championship as a senior.
- Made what turned out to be the game-winning layup with 21 seconds left in the 32-31 state title victory.

Hoepker's Game-by-Game Statistics

2024-25	FG	3P	FT	O/D	REB	F	PTS	A	TO	B	S	M
at Bradley	0-1	0-0	0-0	0/0	0	2	0	0	0	0	1	9
at Vanderbilt	0-2	0-1	0-0	0/2	2	3	0	0	0	0	0	6
Crowley's Ridge Coll.	1-2	0-1	0-0	2/2	4	0	2	0	0	1	0	10
Chattanooga	0-0	0-0	0-0	1/0	1	0	0	0	0	0	1	7
at Central Arkansas	DNP	-	-	-	-	-	-	-	-	-	-	-
vs. UNC Asheville	DNP	-	-	-	-	-	-	-	-	-	-	-
Kansas City	1-1	0-0	0-0	1/1	2	0	2	0	0	0	0	2
at Lipscomb	0-1	0-0	0-0	0/0	0	0	0	0	0	0	1	2
at Murray State	DNP	-	-	-	-	-	-	-	-	-	-	-
St. Mary of the Woods	0-2	0-1	0-0	0/2	2	0	0	1	0	0	1	7
Eastern Illinois	DNP	-	-	-	-	-	-	-	-	-	-	-
SIU Edwardsville	DNP	-	-	-	-	-	-	-	-	-	-	-

Westminster

at Tennessee State

at UT Martin

Southern Indiana

Morehead State

Little Rock

at Tennessee Tech

at Lindenwood

at Western Illinois

UT Martin

Tennessee State

at Morehead State

at Southern Indiana

at Little Rock

Tennessee Tech

Western Illinois

Lindenwood

at SIU Edwardsville

at Eastern Illinois

• - Game Started

2024-25 SEASON/CAREER-HIGHS

Points	2	vs. Crowley's Ridge (11/13/24)
Total Rebounds	4	vs. Crowley's Ridge (11/13/24)
Offensive Rebounds	2	vs. Crowley's Ridge (11/13/24)
Defensive Rebounds	2	3x, last vs. St. Mary of the Woods (12/15/24)
Field Goals Made	1	2x, last vs. Kansas City (11/30/24)
Field Goals Attempted	2	3x, last vs. St. Mary of the Woods (12/15/24)
3-Point Field Goals Made	-	-
3-Point Field Goals Attempted	1	3x, last vs. St. Mary of the Woods (12/15/24)
Free Throws Made	-	-
Free Throws Attempted	-	-
Assists	1	vs. St. Mary of the Woods (12/15/24)
Blocks	1	vs. Crowley's Ridge (11/13/24)
Steals	1	4x, last vs. St. Mary of the Woods (12/15/24)
Minutes	10	vs. Crowley's Ridge (11/13/24)

Hoepker's Career Statistics at Southeast Missouri

Overall

Season	G-GS	Min	Avg	FG-FGA	Pct	3FG-3FGA	Pct	FT-FTA	Pct	Off	Def	Tot	Avg	PF	FO	A	TO	Blk	Stl	Pts	Avg
2024-25	7-0	43	6.1	2-9	.222	0-3	.000	0-0	.000	4	7	11	1.6	5	0	1	0	1	4	4	0.6

Ohio Valley Conference Games Only

Season	G-GS	Min	Avg	FG-FGA	Pct	3FG-3FGA	Pct	FT-FTA	Pct	Off	Def	Tot	Avg	PF	FO	A	TO	Blk	Stl	Pts	Avg
2024-25																					

2024-25 REDHAWKS

WESTMINSTER
DECEMBER 297-0 / 250 / Jr.
Barendrecht, Netherlands
Golden State Prep18
CENTER

DAVID IDADA

2024-25 Notes

- Came off the bench in Southeast Missouri's first 12 games.
- Scored a season-high seven points in 12 minutes vs. SIU Edwardsville (12/21).
- Added five points vs. Eastern Illinois (12/19).
- Pulled down a season-high five rebounds at Lipscomb (12/5) and at Murray State (12/8).

Idada's Game-by-Game Statistics

2024-25	FG	3P	FT	O/D	REB	F	PTS	A	TO	B	S	M
at Bradley	1-1	0-0	0-0	2/0	2	1	2	0	1	0	0	8
at Vanderbilt	0-0	0-0	0-0	0/0	0	0	0	0	1	0	0	1
Crowley's Ridge Coll.	1-1	0-0	0-0	1/2	3	1	2	0	0	0	1	9
Chattanooga	1-2	0-0	0-2	1/0	1	2	2	1	1	0	0	10
at Central Arkansas	1-1	0-0	0-1	3/1	4	0	2	0	2	0	1	15
vs. UNC Asheville	0-1	0-0	0-0	1/0	1	0	0	0	1	0	0	9
Kansas City	1-2	0-0	0-1	1/2	3	0	2	0	0	0	0	12
at Lipscomb	2-2	0-0	0-2	2/3	5	0	4	0	0	2	0	11
at Murray State	1-3	0-0	0-0	1/2	3	5	2	1	0	0	0	12
St. Mary of the Woods	1-2	0-0	0-0	0/1	1	1	2	0	0	1	0	7
Eastern Illinois	2-2	0-0	1-2	1/1	2	4	5	0	0	0	0	10
SIU Edwardsville	2-2	0-0	3-4	1/1	2	3	7	0	0	0	1	12

Westminster

at Tennessee State

at UT Martin

Southern Indiana

Morehead State

Little Rock

at Tennessee Tech

at Lindenwood

at Western Illinois

UT Martin

Tennessee State

at Morehead State

at Southern Indiana

at Little Rock

Tennessee Tech

Western Illinois

Lindenwood

at SIU Edwardsville

at Eastern Illinois

• - Game Started

2024-25 SEASON-HIGHS

Points	7	vs. SIU Edwardsville (12/21/24)
Total Rebounds	5	at Lipscomb (12/5/24)
Offensive Rebounds	3	at Central Arkansas (11/21/24)
Defensive Rebounds	3	at Lipscomb (12/5/24)
Field Goals Made	2	3x, last vs. SIU Edwardsville (12/21/24)
Field Goals Attempted	3	at Murray State (12/8/24)
3-Point Field Goals Made	-	-
3-Point Field Goals Attempted	-	-
Free Throws Made	3	vs. SIU Edwardsville (12/21/24)
Free Throws Attempted	4	vs. SIU Edwardsville (12/21/24)
Assists	1	2x, last at Murray State (12/8/24)
Blocks	2	at Lipscomb (12/5/24)
Steals	1	3x, last vs. SIU Edwardsville (12/21/24)
Minutes	15	at Central Arkansas (11/21/24)

CAREER-HIGHS

Points	9	vs. Harris-Stowe (12/6/23)
Total Rebounds	12	at Chattanooga (11/26/23)
Offensive Rebounds	7	vs. Missouri Baptist (12/3/23)
Defensive Rebounds	7	at Chattanooga (11/26/23)
Field Goals Made	3	2x, last at Southern Indiana (3/2/24)
Field Goals Attempted	7	at Southern Indiana (3/2/24)
3-Point Field Goals Made	-	-
3-Point Field Goals Attempted	1	at Chattanooga (11/26/23)
Free Throws Made	5	vs. Harris-Stowe (12/6/23)
Free Throws Attempted	6	3x, last at Southern Indiana (3/2/24)
Assists	2	at Little Rock (1/27/24)
Blocks	2	4x, last at Lipscomb (12/5/24)
Steals	2	at Little Rock (1/27/24)
Minutes	19	at Southern Indiana (3/2/24)

Idada's Career Statistics at Southeast Missouri

Overall

Season	G-GS	Min	Avg	FG-FGA	Pct	3FG-3FGA	Pct	FT-FTA	Pct	Off	Def	Tot	Avg	PF	FO	A	TO	Blk	Stl	Pts	Avg
2023-24	29-4	275	9.5	21-46	.457	0-1	.000	16-44	.364	35	53	88	3.0	59	2	5	24	13	9	58	2.0
2024-25	12-0	116	9.7	13-19	.684	0-0	.000	4-12	.333	14	13	27	2.3	17	1	2	6	3	3	30	2.5
Total	41-4	391	9.5	34-65	.523	0-1	.000	20-56	.357	49	66	115	2.8	76	3	7	30	16	12	88	2.1

Ohio Valley Conference Games Only

Season	G-GS	Min	Avg	FG-FGA	Pct	3FG-3FGA	Pct	FT-FTA	Pct	Off	Def	Tot	Avg	PF	FO	A	TO	Blk	Stl	Pts	Avg
2023-24	16-1	139	8.7	10-20	.500	0-0	.000	8-20	.400	17	25	42	2.6	34	1	3	10	4	5	28	1.8
2024-25	2-0	22	11.0	4-4	1.000	0-0	.000	4-6	.667	2	2	4	2.0	7	0	0	0	0	1	12	6.0
Total	18-1	161	8.9	14-24	.583	0-0	.000	12-26	.462	19	27	46	2.6	41	1	3	10	4	6	40	2.2



WESTMINSTER
DECEMBER 29

2024-25 REDHAWKS



7-0 / 220 / Jr.
Carbondale, Ill.
Cobden H.S.
John A. Logan
College

30
FORWARD

ELLIOT LOWNDES

2024-25 Notes

- Saw action in all 12 games and started the last eight.
- Leads the Redhawks with nine blocks and is averaging 3.4 points and 3.5 rebounds per game.
- Finished with a season-high eight points in 11 minutes during first career Ohio Valley Conference start vs. Eastern Illinois (12/19).
- Grabbed four rebounds in 12 minutes off the bench during his first career NCAA Division I game at Bradley (11/4).
- Scored two points and grabbed two rebounds in 10 minutes at Vanderbilt (11/10).
- Had a season-high eight rebounds at Central Arkansas (11/21), his first career NCAA Division I start.
- Posted two blocks three times.

Prior to Southeast Missouri

- Played two seasons at John A. Logan College, which captured the 2023 NJCAA National Championship.
- Started 25 games and averaged 10.6 points and 7.5 rebounds in 2023-24.
- Finished the 2023-24 campaign with 105 blocks.
- As a freshman in 2022-23, he played in 25 games off the bench and scored 3.6 points helping lead JALC to a 33-2 record.
- Class 1A Honorable Mention All-State and First-Team All-South Egyptian Conference selection at Cobden High School.

Lowndes' Game-by-Game Statistics

2024-25	FG	3P	FT	O/D	REB	F	PTS	A	TO	B	S	M
at Bradley	0-1	0-1	0-0	1/3	4	1	0	0	1	0	0	12
at Vanderbilt	1-2	0-0	0-0	0/2	2	3	2	1	0	0	0	10
Crowley's Ridge Coll.	3-6	0-1	1-2	1/2	3	1	7	1	0	2	0	14
Chattanooga	0-3	0-3	1-2	0/5	5	2	1	0	0	2	1	19
at Central Arkansas*	1-2	0-1	0-0	1/7	8	4	2	0	0	0	1	15
vs. UNC Asheville*	2-3	0-0	1-2	2/2	4	2	5	1	0	1	0	14
Kansas City*	1-1	0-0	0-0	0/3	3	2	2	1	0	2	1	13
at Lipscomb*	1-1	0-0	0-0	0/0	0	1	2	0	1	0	0	7
at Murray State*	2-5	0-0	0-1	1/4	5	4	4	0	1	1	0	15
St. Mary of the Woods* 2-3	0-0	0-0	0-0	2/2	4	1	4	1	0	1	2	11
Eastern Illinois*	4-4	0-0	0-0	0/1	1	4	8	1	4	0	1	11
SIU Edwardsville*	2-3	0-0	0-0	1/2	3	1	4	1	0	0	0	8

Westminster

at Tennessee State

at UT Martin

Southern Indiana

Morehead State

Little Rock

at Tennessee Tech

at Lindenwood

at Western Illinois

UT Martin

Tennessee State

at Morehead State

at Southern Indiana

at Little Rock

Tennessee Tech

Western Illinois

Lindenwood

at SIU Edwardsville

at Eastern Illinois

• - Game Started

2024-25 SEASON/CAREER-HIGHS

Points	8	vs. Eastern Illinois (12/19/24)
Total Rebounds	8	at Central Arkansas (11/21/24)
Offensive Rebounds	2	2x, last vs. St. Mary of the Woods (12/15/24)
Defensive Rebounds	7	at Central Arkansas (11/21/24)
Field Goals Made	4	vs. Eastern Illinois (12/19/24)
Field Goals Attempted	6	vs. Crowley's Ridge (11/13/24)
3-Point Field Goals Made	-	-
3-Point Field Goals Attempted	3	vs. Chattanooga (11/17/24)
Free Throws Made	1	3x, last vs. UNC Asheville (11/22/24)
Free Throws Attempted	2	3x, last vs. UNC Asheville (11/22/24)
Assists	1	7x, last vs. SIU Edwardsville (12/21/24)
Blocks	2	3x, last vs. Kansas City (11/30/24)
Steals	2	vs. St. Mary of the Woods (12/15/24)
Minutes	19	vs. Chattanooga (11/17/24)

Lowndes' Career Statistics at Southeast Missouri

Overall

Season	G-GS	Min	Avg	FG-FGA	Pct	3FG-3FGA	Pct	FT-FTA	Pct	Off	Def	Tot	Avg	PF	FO	A	TO	Blk	Stl	Pts	Avg
2024-25	12-8	149	12.4	19-34	.559	0-6	.000	3-7	.429	9	33	42	3.5	26	0	7	7	9	6	41	3.4

Ohio Valley Conference Games Only

Season	G-GS	Min	Avg	FG-FGA	Pct	3FG-3FGA	Pct	FT-FTA	Pct	Off	Def	Tot	Avg	PF	FO	A	TO	Blk	Stl	Pts	Avg
2024-25	2-2	19	9.5	6-7	.857	0-0	.000	0-0	.000	1	3	4	2.0	5	0	2	4	0	1	12	6.0

2024-25 REDHAWKS

WESTMINSTER
DECEMBER 29

5-10 / 160 / Jr.
St. Louis, Mo.
Christian Brothers H.S.
Indiana State

1

GUARD

ROB MARTIN

2024-25 Notes

- Started 12 games at point guard.
- Ranks third on the team in scoring with 9.8 points a game.
- Leads the team and ranks sixth in the Ohio Valley Conference with 46 assists. Ranks second in the OVC in assist/turnover ratio (46/16, 2.8).
- Tied a career-high 29 points and dished out three assists in 37 minutes vs. Chattanooga (11/17).
- Opened the season with six points, two rebounds and a team-high three assists at Bradley (11/4).
- Also made two free throws and logged 26 minutes against the Braves.
- Defensively, he limited Missouri Valley Conference Preseason Player of the Year Duke Deen to seven points in 29 minutes.
- Played 31 minutes and scored nine points to go along with four assists at Vanderbilt (11/10). Made 5-of-7 free throws in that game, as well.
- Scored double figures four times.
- Tied a career-high nine assists vs. Eastern Illinois (12/19).
- Pulled down a career-high seven rebounds vs. St. Mary of the Woods (12/15).

Martin's Game-by-Game Statistics

2024-25	FG	3P	FT	O/D	REB	F	PTS	A	TO	B	S	M
at Bradley*	2-4	0-1	2-2	1/1	2	3	6	3	0	0	0	26
at Vanderbilt*	2-6	0-0	5-7	0/1	1	3	9	4	0	0	0	31
Crowley's Ridge Coll.*	3-8	1-1	0-0	0/1	1	0	7	7	2	0	0	25
Chattanooga*	12-24	2-6	3-5	1/4	5	2	29	3	2	0	1	37
at Central Arkansas*	5-14	1-5	0-0	0/3	3	5	11	2	1	0	0	38
vs. UNC Asheville*	5-15	0-2	3-4	1/0	1	3	13	2	1	1	0	29
Kansas City*	3-8	0-3	0-0	1/1	2	2	6	4	1	0	2	27
at Lipscomb*	2-11	0-2	0-0	0/3	3	1	4	1	1	0	0	26
at Murray State*	4-9	0-2	0-0	0/0	0	0	8	5	1	1	1	29
St. Mary of the Woods*	4-7	1-3	4-4	1/6	7	1	13	3	3	0	0	23
Eastern Illinois*	3-8	2-4	0-0	0/0	0	3	8	9	1	1	0	33
SIU Edwardsville*	1-5	1-2	0-0	1/1	2	3	3	3	3	0	1	20
Westminster												
at Tennessee State												
at UT Martin												
Southern Indiana												
Morehead State												
Little Rock												
at Tennessee Tech												
at Lindenwood												
at Western Illinois												
UT Martin												
Tennessee State												
at Morehead State												
at Southern Indiana												
at Little Rock												
Tennessee Tech												
Western Illinois												
Lindenwood												
at SIU Edwardsville												
at Eastern Illinois												

• - Game Started

2024-25 SEASON-HIGHS

Points	29	vs. Chattanooga (11/17/24)
Total Rebounds	7	vs. St. Mary of the Woods (12/15/24)
Offensive Rebounds	1	6x, last vs. SIU Edwardsville (12/21/24)
Defensive Rebounds	6	vs. St. Mary of the Woods (12/15/24)
Field Goals Made	12	vs. Chattanooga (11/17/24)
Field Goals Attempted	24	vs. Chattanooga (11/17/24)
3-Point Field Goals Made	2	2x, last vs. Eastern Illinois (12/19/24)
3-Point Field Goals Attempted	6	vs. Chattanooga (11/17/24)
Free Throws Made	5	at Vanderbilt (11/10/24)
Free Throws Attempted	7	at Vanderbilt (11/10/24)
Assists	9	vs. Eastern Illinois (12/19/24)
Blocks	1	3x, last vs. Eastern Illinois (12/19/24)
Steals	2	vs. Kansas City (11/30/24)
Minutes	38	at Central Arkansas (11/21/24)

CAREER-HIGHS

Points	29	2x, last vs. Chattanooga (11/17/24)
Total Rebounds	7	vs. St. Mary of the Woods (12/15/24)
Offensive Rebounds	2	3x, last vs. UT Martin (2/24/24)
Defensive Rebounds	6	vs. St. Mary of the Woods (12/15/24)
Field Goals Made	12	vs. Chattanooga (11/17/24)
Field Goals Attempted	24	vs. Chattanooga (11/17/24)
3-Point Field Goals Made	3	4x, last at Southern Indiana (3/2/24)
3-Point Field Goals Attempted	6	2x, last vs. Chattanooga (11/17/24)
Free Throws Made	8	at Southern Indiana (3/2/24)
Free Throws Attempted	8	at Southern Indiana (3/2/24)
Assists	9	2x, last vs. Eastern Illinois (12/19/24)
Blocks	1	4x, last vs. Eastern Illinois (12/19/24)
Steals	4	vs. Tennessee State (2/10/24)
Minutes	38	2x, last at Central Arkansas (11/21/24)

Martin's Career Statistics at Southeast Missouri

Overall

Season	G-GS	Min	Avg	FG-FGA	Pct	3FG-3FGA	Pct	FT-FTA	Pct	Off	Def	Tot	Avg	PF	FO	A	TO	Blk	Stl	Pts	Avg
2023-24	31-28	882	28.5	138-326	.423	40-102	.392	54-61	.885	19	49	68	2.2	71	0	108	71	1	26	370	11.9
2024-25	12-12	344	28.7	46-119	.387	8-31	.258	17-22	.773	6	21	27	2.3	26	1	46	16	3	5	117	9.8
Total	43-40	1226	28.5	184-445	.413	48-133	.361	71-83	.855	25	70	95	2.2	97	1	154	87	4	31	487	11.3

Ohio Valley Conference Games Only

Season	G-GS	Min	Avg	FG-FGA	Pct	3FG-3FGA	Pct	FT-FTA	Pct	Off	Def	Tot	Avg	PF	FO	A	TO	Blk	Stl	Pts	Avg
2023-24	18-15	497	27.6	86-203	.424	25-62	.403	37-41	.902	10	27	37	2.1	51	0	66	41	1	19	234	13.0
2024-25	2-2	53	26.5	4-13	.308	3-6	.500	0-0	.000	1	1	2	1.0	6	0	12	4	1	1	11	5.5
Total	20-17	550	27.5	90-216	.417	28-68	.412	37-41	.902	11	28	39	2.0	57	0	78	45	2	20	245	12.3



WESTMINSTER
DECEMBER 29

2024-25 REDHAWKS



6-4 / 190 / Fr.
Cape Girardeau, Mo.
Central H.S.

JAY REYNOLDS

Prior to Southeast Missouri

- Two-time Class 5 All-District and All-SEMO Conference pick at Cape Central High School.
- Named First-Team All-Southwest Ohio Conference as a sophomore.
- Scored 1,000 career points as a prep.
- Son of SEMO Associate Head Coach Jay Reynolds.

Reynolds' Game-by-Game Statistics

2024-25	FG	3P	FT	O/D	REB	F	PTS	A	TO	B	S	M
at Bradley	DNP	-	-	-	-	-	-	-	-	-	-	-
at Vanderbilt	DNP	-	-	-	-	-	-	-	-	-	-	-
Crowley's Ridge Coll.	DNP	-	-	-	-	-	-	-	-	-	-	-
Chattanooga	DNP	-	-	-	-	-	-	-	-	-	-	-
at Central Arkansas	DNP	-	-	-	-	-	-	-	-	-	-	-
vs. UNC Asheville	DNP	-	-	-	-	-	-	-	-	-	-	-
Kansas City	DNP	-	-	-	-	-	-	-	-	-	-	-
at Lipscomb	DNP	-	-	-	-	-	-	-	-	-	-	-
at Murray State	DNP	-	-	-	-	-	-	-	-	-	-	-
St. Mary of the Woods	DNP	-	-	-	-	-	-	-	-	-	-	-
Eastern Illinois	DNP	-	-	-	-	-	-	-	-	-	-	-
SIU Edwardsville	DNP	-	-	-	-	-	-	-	-	-	-	-
Westminster												
at Tennessee State												
at UT Martin												
Southern Indiana												
Morehead State												
Little Rock												
at Tennessee Tech												
at Lindenwood												
at Western Illinois												
UT Martin												
Tennessee State												
at Morehead State												
at Southern Indiana												
at Little Rock												
Tennessee Tech												
Western Illinois												
Lindenwood												
at SIU Edwardsville												
at Eastern Illinois												

• - Game Started

2024-25 SEASON/CAREER-HIGHS

Points	-	-
Total Rebounds	-	-
Offensive Rebounds	-	-
Defensive Rebounds	-	-
Field Goals Made	-	-
Field Goals Attempted	-	-
3-Point Field Goals Made	-	-
3-Point Field Goals Attempted	-	-
Free Throws Made	-	-
Free Throws Attempted	-	-
Assists	-	-
Blocks	-	-
Steals	-	-
Minutes	-	-

Reynolds' Career Statistics at Southeast Missouri

Overall

Season	G-GS	Min	Avg	FG-FGA	Pct	3FG-3FGA	Pct	FT-FTA	Pct	Off	Def	Tot	Avg	PF	FO	A	TO	Blk	Stl	Pts	Avg
2024-25																					

Ohio Valley Conference Games Only

Season	G-GS	Min	Avg	FG-FGA	Pct	3FG-3FGA	Pct	FT-FTA	Pct	Off	Def	Tot	Avg	PF	FO	A	TO	Blk	Stl	Pts	Avg
2024-25																					

2024-25 REDHAWKS

WESTMINSTER
DECEMBER 29

6-5 / 185 / Jr.
Fairview Heights, Ill.
Cardinal Ritter H.S.
Murray State

44
GUARD

BRAXTON STACKER

2023-24 Highlights

- Returned after missing the first six contests of 2024-25 due to injury.
- Saw action in six games off the bench.
- Scored 10 points in his first game of the season vs. Kansas City (11/30).
- Played 17 minutes off the bench against the Roos.
- Made a 3-pointer in four of his five contests.
- Pitched in a season-high 11 points in 17 minutes vs. St. Mary of the Woods (12/15).
- Knocked down a perfect 4-of-4 free throws vs. Eastern Illinois (12/19).
- Posted a career-high three blocks vs. SIU Edwardsville (12/21).

Stacker's Game-by-Game Statistics

2024-25	FG	3P	FT	O/D	REB	F	PTS	A	TO	B	S	M
at Bradley	DNP	-	-	-	-	-	-	-	-	-	-	-
at Vanderbilt	DNP	-	-	-	-	-	-	-	-	-	-	-
Crowley's Ridge Coll.	DNP	-	-	-	-	-	-	-	-	-	-	-
Chattanooga	DNP	-	-	-	-	-	-	-	-	-	-	-
at Central Arkansas	DNP	-	-	-	-	-	-	-	-	-	-	-
vs. UNC Asheville	DNP	-	-	-	-	-	-	-	-	-	-	-
Kansas City	3-8	1-4	3-4	1/2	3	1	10	2	0	1	1	17
at Lipscomb	1-6	1-3	0-0	0/0	0	3	3	1	2	0	0	11
at Murray State	1-4	1-2	0-0	0/1	1	2	3	0	0	0	0	15
St. Mary of the Woods	4-10	1-5	2-4	2/3	5	0	11	1	1	0	3	17
Eastern Illinois	0-0	0-0	4-4	0/0	0	0	4	1	0	0	0	14
SIU Edwardsville	2-6	0-1	0-0	0/4	4	2	4	1	0	3	0	24
Westminster												
at Tennessee State												
at UT Martin												
Southern Indiana												
Morehead State												
Little Rock												
at Tennessee Tech												
at Lindenwood												
at Western Illinois												
UT Martin												
Tennessee State												
at Morehead State												
at Southern Indiana												
at Little Rock												
Tennessee Tech												
Western Illinois												
Lindenwood												
at SIU Edwardsville												
at Eastern Illinois												

• - Game Started

2024-25 SEASON-HIGHS

Points	11	vs. St. Mary of the Woods (12/15/24)
Total Rebounds	5	vs. St. Mary of the Woods (12/15/24)
Offensive Rebounds	2	vs. St. Mary of the Woods (12/15/24)
Defensive Rebounds	4	vs. SIU Edwardsville (12/21/24)
Field Goals Made	4	vs. St. Mary of the Woods (12/15/24)
Field Goals Attempted	10	vs. St. Mary of the Woods (12/15/24)
3-Point Field Goals Made	1	4x, last vs. St. Mary of the Woods (12/15/24)
3-Point Field Goals Attempted	5	vs. St. Mary of the Woods (12/15/24)
Free Throws Made	4	2x, last vs. Eastern Illinois (12/19/24)
Free Throws Attempted	4	3x, last vs. Eastern Illinois (12/19/24)
Assists	2	vs. Kansas City (11/30/24)
Blocks	3	vs. SIU Edwardsville (12/21/24)
Steals	3	vs. St. Mary of the Woods (12/15/24)
Minutes	24	vs. SIU Edwardsville (12/21/24)

CAREER-HIGHS

Points	14	at Morehead State (2/29/24)
Total Rebounds	7	2x, last at Southern Indiana (3/2/24)
Offensive Rebounds	3	2x, last vs. Tennessee State (2/10/24)
Defensive Rebounds	6	at Kansas City (11/30/23)
Field Goals Made	5	2x, last at Morehead State (2/29/24)
Field Goals Attempted	13	at Butler (11/10/23)
3-Point Field Goals Made	3	vs. Lindsey Wilson (12/17/23)
3-Point Field Goals Attempted	6	at Little Rock (1/27/24)
Free Throws Made	7	vs. Morehead State (12/31/23)
Free Throws Attempted	8	2x, last vs. Tennessee State (2/10/24)
Assists	5	vs. Harris-Stowe (2/6/23)
Blocks	3	vs. SIU Edwardsville (12/21/24)
Steals	4	at Morehead State (2/29/24)
Minutes	32	at Lindenwood (1/30/24)

Stacker's Career Statistics at Southeast Missouri

Overall

Season	G-GS	Min	Avg	FG-FGA	Pct	3FG-3FGA	Pct	FT-FTA	Pct	Off	Def	Tot	Avg	PF	FO	A	TO	Blk	Stl	Pts	Avg
2023-24	30-26	606	20.2	73-178	.410	15-51	.294	60-74	.811	31	63	94	3.1	70	1	21	35	15	29	221	7.4
2024-25	5-0	74	14.8	9-28	.321	4-14	.286	9-12	.750	3	6	9	1.8	6	0	5	3	1	4	31	6.2
Total	35-26	680	19.4	82-206	.398	19-65	.292	69-86	.802	34	69	103	2.9	76	1	26	38	16	33	252	7.2

Ohio Valley Conference Games Only

Season	G-GS	Min	Avg	FG-FGA	Pct	3FG-3FGA	Pct	FT-FTA	Pct	Off	Def	Tot	Avg	PF	FO	A	TO	Blk	Stl	Pts	Avg
2023-24	17-14	363	21.4	38-85	.447	8-25	.320	42-48	.875	19	36	55	3.2	42	1	12	13	8	18	126	7.4
2024-25	2-0	38	19.0	2-6	.333	0-1	.000	4-4	1.000	0	4	4	2.0	2	0	2	0	3	0	8	4.0
Total	19-14	401	21.1	40-91	.440	8-26	.308	46-52	.885	19	40	59	3.1	44	1	14	13	11	18	134	7.1



WESTMINSTER
DECEMBER 29

2024-25 REDHAWKS



6-7 / 215 / Jr.
Santa Monica, Calif.
Crossroads H.S.
Pensacola State
College

15
FORWARD

BRENDAN TERRY

2024-25 Notes

- Started Southeast Missouri's first 12 games.
- Averages 9.1 points and 3.8 rebounds per contest.
- Recorded seven points in his first career NCAA Division I start at Bradley (11/4).
- Ranks fourth on the team in scoring and is first in steals (18). Is also second in rebounding (3.8 rpg).
- Did not miss a field goal (3-of-3), had one block and collected two steals in 13 minutes against the Braves.
- Scored double figures in five of his last six starts with 14 points vs. Kansas City (11/30), 12 at Murray State (12/8), a season-high 17 vs. St. Mary of the Woods (12/15), 13 vs. Eastern Illinois (12/19) and 17 vs. SIU Edwardsville (12/21).
- Pulled down a season-best eight rebounds vs. UNC Asheville (11/22) and SIU Edwardsville (12/21).

Prior to Southeast Missouri

- Played two seasons at Pensacola State College.
- As a sophomore, started 20 games and averaged 21 minutes per contest.
- Averaged 7.7 points and seven rebounds as his team's top rebounder and fourth-leading scorer.
- Registered a team-high 19 blocks and shot 50.3 percent (78-of-155) from the field.
- Participated in 29 games and logged six starts during his freshman year in 2022-23.
- Averaged 5.8 points and 3.9 rebounds and made 58.7 percent (71-of-121) of his field goals that year.
- Won a State Championship in 2018 at Crossroads High School.
- Was named Dual Sport Player of the Year (Basketball & Baseball) by the LA Times.

Terry's Game-by-Game Statistics

2024-25	FG	3P	FT	O/D	REB	F	PTS	A	TO	B	S	M
at Bradley*	3-3	0-0	1-4	0/0	0	3	7	0	3	1	2	13
at Vanderbilt*	2-5	0-0	0-0	1/3	4	2	4	2	1	1	0	20
Crowley's Ridge Coll.*	1-1	0-0	0-0	0/0	0	2	2	1	0	1	3	11
Chattanooga*	4-6	0-0	0-0	1/2	3	5	8	1	2	0	1	14
at Central Arkansas*	1-3	0-0	2-4	2/0	2	2	4	1	3	0	2	21
vs. UNC Asheville*	2-5	0-0	3-4	2/6	8	2	7	0	1	0	1	24
Kansas City*	6-7	0-0	2-2	2/4	6	2	14	1	1	0	1	23
at Lipscomb*	2-4	0-0	0-0	0/2	2	4	4	0	2	1	3	16
at Murray State*	4-5	0-0	4-6	2/4	6	4	12	0	3	0	0	20
St. Mary of the Woods*	7-7	0-0	3-4	2/2	4	1	17	1	0	0	3	20
Eastern Illinois*	6-8	0-0	1-5	1/2	3	3	13	1	3	3	2	26
SIU Edwardsville*	7-9	0-0	3-4	1/7	8	2	17	1	1	0	0	29

Westminster

at Tennessee State

at UT Martin

Southern Indiana

Morehead State

Little Rock

at Tennessee Tech

at Lindenwood

at Western Illinois

UT Martin

Tennessee State

at Morehead State

at Southern Indiana

at Little Rock

Tennessee Tech

Western Illinois

Lindenwood

at SIU Edwardsville

at Eastern Illinois

• - Game Started

2024-25 SEASON/CAREER-HIGHS

Points	17	2x, last vs. SIU Edwardsville (12/21/24)
Total Rebounds	8	2x, last vs. SIU Edwardsville (12/21/24)
Offensive Rebounds	2	5x, last vs. St. Mary of the Woods (12/15/24)
Defensive Rebounds	7	vs. SIU Edwardsville (12/21/24)
Field Goals Made	7	2x, last vs. SIU Edwardsville (12/21/24)
Field Goals Attempted	9	vs. SIU Edwardsville (12/21/24)
3-Point Field Goals Made	-	-
3-Point Field Goals Attempted	-	-
Free Throws Made	4	at Murray State (12/8/24)
Free Throws Attempted	6	at Murray State (12/8/24)
Assists	2	at Vanderbilt (11/10/24)
Blocks	3	vs. Eastern Illinois (12/19/24)
Steals	3	3x, last vs. St. Mary of the Woods (12/15/24)
Minutes	29	vs. SIU Edwardsville (12/21/24)

Terry's Career Statistics at Southeast Missouri

Overall

Season	G-GS	Min	Avg	FG-FGA	Pct	3FG-3FGA	Pct	FT-FTA	Pct	Off	Def	Tot	Avg	PF	FO	A	TO	Blk	Stl	Pts	Avg
2024-25	12-12	237	19.8	45-63	.714	0-0	.000	19-33	.576	14	32	46	3.8	32	1	9	20	7	18	109	9.1

Ohio Valley Conference Games Only

Season	G-GS	Min	Avg	FG-FGA	Pct	3FG-3FGA	Pct	FT-FTA	Pct	Off	Def	Tot	Avg	PF	FO	A	TO	Blk	Stl	Pts	Avg
2024-25	2-2	55	27.5	13-17	.765	0-0	.000	4-9	.444	2	9	11	5.5	5	0	2	4	3	2	30	15.0

2024-25 REDHAWKS

WESTMINSTER
DECEMBER 29

6-3 / 195 / So.
Bowling Green, Ky.
Warren Central H.S.
Olney Central College

3
GUARD

DAMARION WALKUP

2024-25 Notes

- Came off the bench in 11 contests.
- Scored double figures three times with 11 points in his first career NCAA Division I game at Bradley (11/4), 23 vs. Crowley's Ridge (11/13) and 11 at Central Arkansas (11/21).
- Averages 5.7 points per game.
- Is shooting 84.6 percent (11-of-13) at the free throw line.

Prior to Southeast Missouri

- Tabbed Great Rivers Athletic Conference and Region 24 Player of the Year as a freshman at Olney Central College in 2023-24.
- Led the Blue Knights and the GRAC in scoring with 18.5 points per game and was second on the team with 65 three-pointers made.
- Dished out 44 assists, collected 35 steals and added 11 blocks.
- Started 15 games and averaged 4.4 rebounds per contest.
- Averaged 19.3 points per game in conference play leading OCC to the 2023-24 GRAC title.
- Won a State Championship at Warren Central High School when his team went 36-1 his senior year.

Walkup's Game-by-Game Statistics

2024-25	FG	3P	FT	O/D	REB	F	PTS	A	TO	B	S	M
at Bradley	3-9	2-6	3-4	2/2	4	1	11	1	3	0	1	27
at Vanderbilt	0-1	0-1	2-2	0/3	3	1	2	1	1	0	0	19
Crowley's Ridge Coll.	8-14	4-10	3-3	2/4	6	1	23	1	2	0	2	26
Chattanooga	0-1	0-0	0-0	0/1	1	3	0	1	0	0	0	10
at Central Arkansas	4-8	3-7	0-0	0/2	2	1	11	2	0	1	0	29
vs. UNC Asheville	0-5	0-3	1-2	0/1	1	1	1	0	1	0	0	15
Kansas City	0-2	0-2	0-0	1/1	2	1	0	1	0	0	2	9
at Lipscomb	3-7	2-3	0-0	1/1	2	0	8	1	2	0	0	17
at Murray State	1-4	1-2	0-0	0/1	1	2	3	0	0	0	0	17
St. Mary of the Woods	0-4	0-4	2-2	0/2	2	1	2	1	1	0	0	13
Eastern Illinois	DNP	-	-	-	-	-	-	-	-	-	-	-
SIU Edwardsville	1-4	0-1	0-0	1/2	3	1	2	1	0	0	0	13
Westminster												
at Tennessee State												
at UT Martin												
Southern Indiana												
Morehead State												
Little Rock												
at Tennessee Tech												
at Lindenwood												
at Western Illinois												
UT Martin												
Tennessee State												
at Morehead State												
at Southern Indiana												
at Little Rock												
Tennessee Tech												
Western Illinois												
Lindenwood												
at SIU Edwardsville												
at Eastern Illinois												

• - Game Started

2024-25 SEASON/CAREER-HIGHS

Points	23	vs. Crowley's Ridge (11/13/24)
Total Rebounds	6	vs. Crowley's Ridge (11/13/24)
Offensive Rebounds	2	2x, last vs. Crowley's Ridge (11/13/24)
Defensive Rebounds	4	vs. Crowley's Ridge (11/13/24)
Field Goals Made	8	vs. Crowley's Ridge (11/13/24)
Field Goals Attempted	14	vs. Crowley's Ridge (11/13/24)
3-Point Field Goals Made	4	vs. Crowley's Ridge (11/13/24)
3-Point Field Goals Attempted	10	vs. Crowley's Ridge (11/13/24)
Free Throws Made	3	2x, last vs. Crowley's Ridge (11/13/24)
Free Throws Attempted	4	at Bradley (11/4/24)
Assists	2	at Central Arkansas (11/21/24)
Blocks	1	at Central Arkansas (11/21/24)
Steals	2	2x, last vs. Kansas City (11/30/24)
Minutes	29	at Central Arkansas (11/21/24)

Walkup's Career Statistics at Southeast Missouri

Overall																	
Season	G-GS	Min	Avg	FG-FGA	Pct	3FG-3FGA	Pct	FT-FTA	Pct	Off	Def	Tot	Avg	PF	FO	A	TO
2024-25	11-0	195	17.7	20-59	.339	12-39	.308	11-13	.846	7	20	27	2.5	13	0	10	10
Ohio Valley Conference Games Only																	
Season	G-GS	Min	Avg	FG-FGA	Pct	3FG-3FGA	Pct	FT-FTA	Pct	Off	Def	Tot	Avg	PF	FO	A	TO
2024-25	1-0	13	13.0	1-4	.250	0-1	.000	0-0	.000	1	2	3	3.0	1	0	1	0



WESTMINSTER
DECEMBER 29

2024-25 REDHAWKS



6-0 / 180 / So.
St. Louis, Mo.
Chaminade College Prep

2
GUARD

BJ WARD

2024-25 Notes

- Scored double figures in seven games.
- Was in the starting lineup for the last 11 contests.
- Ranks second on the team in scoring with 10.9 points per game and is second with 22 three-pointers made. Is also a perfect 13-of-13 at the free throw line.
- Made a nice season debut when he scored 17 points off the bench at Bradley (11/4).
- Made 7-of-10 field goals and buried three 3-pointers in 21 minutes.
- Scored 14 of his points in 11 minutes during the first half.
- In his first start of the season at Vanderbilt (11/10), poured in a career-best 22 points and made a career-high six 3-pointers.
- Turned in his first career double-double with 11 points and 10 rebounds vs. Crowley's Ridge (11/13).
- Scored 19 points at Central Arkansas (11/21) and followed that up with 10 vs. UNC Asheville (11/22) a day later.
- Pitched in 18 points vs. SIU Edwardsville (12/21).
- Ranks second on the team in assists (38) and third in steals (12).

Ward's Game-by-Game Statistics

2024-25	FG	3P	FT	O/D	REB	F	PTS	A	TO	B	S	M
at Bradley	7-10	3-5	0-0	0/0	0	2	17	1	2	0	3	21
at Vanderbilt*	8-13	6-7	0-0	0/1	1	4	22	5	0	0	0	34
Crowley's Ridge Coll.*	4-8	1-4	2-2	1/9	10	1	11	7	3	0	1	24
Chattanooga*	5-10	1-5	2-2	1/2	3	4	13	3	2	0	1	33
at Central Arkansas*	6-13	4-9	3-3	0/1	1	2	19	2	3	0	0	31
vs. UNC Asheville*	3-9	2-3	2-2	0/0	0	5	10	1	0	0	1	29
Kansas City*	0-9	0-4	0-0	3/3	6	5	0	2	0	0	3	29
at Lipscomb*	3-5	0-0	0-0	0/1	1	0	6	3	3	0	1	29
at Murray State*	2-8	0-2	0-0	0/1	1	1	4	1	3	0	0	29
St. Mary of the Woods*	3-11	0-6	0-0	0/2	2	0	6	5	2	0	1	32
Eastern Illinois*	1-3	1-2	2-2	1/0	1	2	5	4	2	1	1	29
SIU Edwardsville*	6-14	4-10	2-2	0/4	4	0	18	4	1	0	0	34

Westminster

at Tennessee State

at UT Martin

Southern Indiana

Morehead State

Little Rock

at Tennessee Tech

at Lindenwood

at Western Illinois

UT Martin

Tennessee State

at Morehead State

at Southern Indiana

at Little Rock

Tennessee Tech

Western Illinois

Lindenwood

at SIU Edwardsville

at Eastern Illinois

• - Game Started

2024-25 SEASON-HIGHS

Points	22	at Vanderbilt (11/10/24)
Total Rebounds	10	vs. Crowley's Ridge (11/13/24)
Offensive Rebounds	3	vs. Kansas City (11/30/24)
Defensive Rebounds	9	vs. Crowley's Ridge (11/13/24)
Field Goals Made	8	at Vanderbilt (11/10/24)
Field Goals Attempted	14	vs. SIU Edwardsville (12/21/24)
3-Point Field Goals Made	6	at Vanderbilt (11/10/24)
3-Point Field Goals Attempted	10	vs. SIU Edwardsville (12/21/24)
Free Throws Made	3	at Central Arkansas (11/21/24)
Free Throws Attempted	3	at Central Arkansas (11/21/24)
Assists	7	vs. Crowley's Ridge (11/13/24)
Blocks	1	vs. Eastern Illinois (12/19/24)
Steals	3	2x, last vs. Kansas City (11/30/24)
Minutes	34	2x, last vs. SIU Edwardsville (12/21/24)

CAREER-HIGHS

Points	22	at Vanderbilt (11/10/24)
Total Rebounds	10	vs. Crowley's Ridge (11/13/24)
Offensive Rebounds	3	vs. Kansas City (11/30/24)
Defensive Rebounds	9	vs. Crowley's Ridge (11/13/24)
Field Goals Made	8	at Vanderbilt (11/10/24)
Field Goals Attempted	14	vs. SIU Edwardsville (12/21/24)
3-Point Field Goals Made	6	at Vanderbilt (11/10/24)
3-Point Field Goals Attempted	10	vs. SIU Edwardsville (12/21/24)
Free Throws Made	3	at Central Arkansas (11/21/24)
Free Throws Attempted	3	2x, last at Central Arkansas (11/21/24)
Assists	7	3x, last vs. Crowley's Ridge (11/13/24)
Blocks	1	3x, last vs. Eastern Illinois (12/19/24)
Steals	3	3x, last vs. Kansas City (11/30/24)
Minutes	34	2x, last vs. SIU Edwardsville (12/21/24)

Ward's Career Statistics at Southeast Missouri

Overall

Season	G-GS	Min	Avg	FG-FGA	Pct	3FG-3FGA	Pct	FT-FTA	Pct	Off	Def	Tot	Avg	PF	FO	A	TO	Blk	Stl	Pts	Avg
2023-24	29-2	541	18.7	47-150	.313	11-68	.162	10-17	.588	6	32	38	1.3	30	0	55	24	2	17	115	4.0
2024-25	12-11	354	29.5	48-113	.425	22-57	.386	13-13	1.000	6	24	30	2.5	26	2	38	21	1	12	131	10.9
Total	41-13	895	21.8	95-263	.361	33-125	.264	23-30	.767	12	56	68	1.7	56	2	93	45	3	29	246	6.0

Ohio Valley Conference Games Only

Season	G-GS	Min	Avg	FG-FGA	Pct	3FG-3FGA	Pct	FT-FTA	Pct	Off	Def	Tot	Avg	PF	FO	A	TO	Blk	Stl	Pts	Avg
2023-24	17-2	275	16.2	25-82	.305	5-34	.147	6-11	.545	3	14	17	1.0	10	0	25	14	0	8	61	3.6
2024-25	2-2	63	31.5	7-17	.412	5-12	.417	4-4	1.000	1	4	5	2.5	2	0	8	3	1	1	23	11.5
Total	19-4	338	17.8	32-99	.323	10-46	.217	10-15	.667	4	18	22	1.2	12	0	33	17	1	9	84	4.4

2024-25 REDHAWKS

WESTMINSTER
DECEMBER 29

6-2 / 175 / Sr.
Blytheville, Ark.
Blytheville H.S.
Texas A&M-CC

30
GUARD

TEDDY WASHINGTON JR.

2024-25 Notes

- Started 12 games.
- Southeast Missouri's leading scorer with 17 points per game.
- Tops the team in rebounds with 6.5 per contest.
- Scored double figures in 10 of his last 11 starts.
- Turned in a double-double three times when he had 18 points and 10 rebounds vs. Crowley's Ridge (11/13), 25 points and 10 boards vs. Chattanooga (11/17) and 28 points and 10 rebounds in his first career Ohio Valley Conference start vs. Eastern Illinois (12/19).
- Dropped in a season-high 28 points on two occasions vs. Kansas City (11/30) and Eastern Illinois (12/19).
- Scored over 20 points on three occasions.
- Is tied for third in the Ohio Valley Conference in scoring, sixth in rebounding and seventh in 3-point field goals made (29).
- Leads the team with 29 three-pointers made.
- Tied for first in the OVC with 22.5 points per game in conference play.

Prior to Southeast Missouri

- Saw action in 27 games and made one start at Texas A&M-Corpus Christi in 2023-24.
- Finished second on the team with 37 steals for an average of 1.4 per game.
- Had 10 multi-steal games, including six with three or more.
- Posted a season-high four steals vs. New Orleans.
- Scored double figures six times, pulled down 70 rebounds and dished out 28 assists.
- Played two years at Moberly Area Community College and averaged 14.2 points per game.
- Earned All-Region honors and was the recipient of the team's Leadership Award.
- Claimed Best Offensive Player accolades.
- Guided his team to a 30-4 record and No. 4 national ranking.
- Started all 34 games as a sophomore.
- Garnered All-State and All-Conference laurels at Blytheville High School.

Washington, Jr.'s Game-by-Game Statistics

2024-25	FG	3P	FT	O/D	REB	F	PTS	A	TO	B	S	M
at Bradley*	2-13	0-5	0-0	0/5	5	1	4	2	2	0	2	28
at Vanderbilt*	8-16	2-6	1-2	0/3	3	2	19	1	1	1	1	20
Crowley's Ridge Coll.*	8-15	2-7	0-0	3/7	10	0	18	3	1	1	0	23
Chattanooga*	10-21	2-10	3-4	1/9	10	0	25	4	1	0	3	38
at Central Arkansas*	7-20	3-10	2-2	2/6	8	5	19	2	1	0	0	28
vs. UNC Asheville*	6-16	2-8	1-2	0/7	7	4	15	3	2	0	2	31
Kansas City*	10-18	7-12	1-2	0/5	5	1	28	2	5	0	2	31
at Lipscomb*	3-8	1-3	0-0	0/3	3	1	7	1	2	0	0	25
at Murray State*	4-11	2-4	2-2	0/2	2	0	12	1	2	0	0	34
St. Mary of the Woods*	4-9	1-5	3-3	1/5	6	3	12	7	1	1	3	24
Eastern Illinois*	8-15	5-10	7-7	1/9	10	1	28	1	1	0	0	38
SIU Edwardsville*	6-13	2-4	3-3	1/6	7	2	17	3	1	0	2	33

Westminster

at Tennessee State

at UT Martin

Southern Indiana

Morehead State

Little Rock

at Tennessee Tech

at Lindenwood

at Western Illinois

UT Martin

Tennessee State

at Morehead State

at Southern Indiana

at Little Rock

Tennessee Tech

Western Illinois

Lindenwood

at SIU Edwardsville

at Eastern Illinois

• - Game Started

2024-25 SEASON/CAREER-HIGHS

Points	28	2x, last vs. Eastern Illinois (12/19/24)
Total Rebounds	10	3x, last vs. Eastern Illinois (12/19/24)
Offensive Rebounds	3	vs. Crowley's Ridge (11/13/24)
Defensive Rebounds	9	2x, last vs. Eastern Illinois (12/19/24)
Field Goals Made	10	2x, last vs. Kansas City (11/30/24)
Field Goals Attempted	21	vs. Chattanooga (11/17/24)
3-Point Field Goals Made	7	vs. Kansas City (11/30/24)
3-Point Field Goals Attempted	12	vs. Kansas City (11/30/24)
Free Throws Made	7	vs. Eastern Illinois (12/19/24)
Free Throws Attempted	7	vs. Eastern Illinois (12/19/24)
Assists	7	vs. St. Mary of the Woods (12/15/24)
Blocks	1	3x, last vs. St. Mary of the Woods (12/15/24)
Steals	3	2x, last vs. St. Mary of the Woods (12/15/24)
Minutes	38	2x, last vs. Eastern Illinois (12/19/24)

Washington, Jr.'s Career Statistics at Southeast Missouri

Overall

Season	G-GS	Min	Avg	FG-FGA	Pct	3FG-3FGA	Pct	FT-FTA	Pct	Off	Def	Tot	Avg	PF	FO	A	TO	Blk	Stl	Pts	Avg
2024-25	12-12	366	30.5	76-178	.427	29-86	.337	23-27	.852	9	69	78	6.5	22	1	32	21	3	16	204	17.0

Ohio Valley Conference Games Only

Season	G-GS	Min	Avg	FG-FGA	Pct	3FG-3FGA	Pct	FT-FTA	Pct	Off	Def	Tot	Avg	PF	FO	A	TO	Blk	Stl	Pts	Avg
2024-25	2-2	71	35.5	14-28	.500	7-14	.500	10-10	1.000	2	15	17	8.5	3	0	4	2	0	2	45	22.5

SOUTHEAST MISSOURI BASKETBALL NOTES



WESTMINSTER
DECEMBER 29

GAME SUMMARIES



PEORIA, Ill. - BJ Ward scored a career-high 17 points and Southeast Missouri dropped its season-opener to preseason Missouri Valley Conference favorite Bradley, 88-60, at Carver Arena.

Ward scored 14 of his points in the first half and surpassed his previous career-best of 13 vs. Tennessee Tech on Feb. 8, 2024.

His effort, however, wasn't enough against a hot shooting BU team that hit 55.6 percent (30-of-54) of its field goals and buried 10 three-pointers.

The Braves were on fire from the get-go making six of their first seven shots to grab an early 15-2 lead 4:17 into the contest. BU made its first five field goals with Darius Hannah and Christian Davis scoring five points each to key the stretch.

BU led as many as 29 with a little over three minutes left before polishing off its victory.

Ward finished at 7-of-10 from the field and 3-of-5 from long range. He also dished out one assist and had a team-high three steals.

Damarion Walkup followed with 11 points off the bench.



NASHVILLE, Tenn. - BJ Ward poured in a career-high 22 points and made six 3-pointers as Southeast Missouri gave Southeastern Conference member Vanderbilt all it could handle in a 85-76 loss.

As a team, SEMO made 12 three-pointers and shot 52.2 percent from long range. The Redhawks outscored VU, 36-9, from beyond the arc.

Behind Ward's first three 3-pointers, SEMO started strong out of the gate.

The Redhawks made four of their first seven shots and

proceeded to take their first double-digit lead of the season at 16-6 on Ward's third trey with 14 minutes remaining in the first half.

The Commodores then went ahead for the first time when Tyler Nickel scored a layup and never trailed again after that.

Ward shot 8-of-13 from the field with a career-best 6-of-7 three-pointers in his first start of the season.

Teddy Washington, Jr. followed with 19 points and TJ Biel chipped in 12.



Official Basketball Box Score - Final
Southwest Mo. St. at Bradley
11/04/24 Carver Arena, Peoria
2024-25 Men's Basketball

Game Time: 7:00 PM
Game Duration: 1:50
Attendance: 5,014

Officials: Ed Crenshaw, Mick Fieldbinder, Wesley Harper

Southwest Mo. St. - 60													Record: 0-1
NO. Name	Min	FG	3P	FT	Rebounds	Fouls	TP	AS	TO	ST	Blocks	+/	
15 Brendan Terry	12:57	3-3	0-0	1-4	0 0 0	3 2 7	0	3	2	1	0	-17	
1 Rob Martin	25:50	2-4	0-1	2-2	1 1 2	3 2 6	3	0	0	0	0	-24	
4 Troy Cole, Jr.	17:37	2-5	0-2	0-0	0 1 1	1 0 4	0	1	1	0	0	-21	
10 TJ Biel	13:07	1-5	0-1	0-0	1 3 4	1 1 2	0	2	0	1	0	-1	
10 Teddy Washington, Jr.	28:43	2-13	0-5	0-0	0 5 5	1 2 4	2	2	2	0	2	-19	
3 Damarion Walkup	26:34	3-9	2-6	3-4	2 2 4	1 2 11	1	3	1	0	0	-15	
22 Saxton Hoepker	09:25	0-1	0-0	0-0	0 0 0	2 0 0	0	0	1	0	0	-1	
30 Elliot Lowndes	11:53	0-1	0-1	0-0	1 3 4	1 0 0	0	1	0	0	0	-11	
2 BJ Ward	21:19	7-10	3-5	0-0	0 0 0	2 0 17	1	2	3	0	0	-1	
35 Mason Hanback	08:00	1-1	0-0	0-0	0 0 0	2 0 2	0	0	1	0	0	-4	
55 Marquess Bell	17:25	2-4	1-2	0-0	0 2 2	0 5 1	2	0	0	1	0	-14	
18 David Idada	07:10	1-1	0-0	0-0	2 0 2	1 1 2	0	1	0	0	0	4	
Team					2 1 3		0						
Totals		24-57	6-23	6-10	9 18 27	20 10	60	8 17 11	2 3 3	28			

Technical Fouls: NONE

Bradley - 88													Record: 1-0
NO. Name	Min	FG	3P	FT	Rebounds	Fouls	TP	AS	TO	ST	Blocks	+/	
1 Almar Atlasson	19:08	5-8	3-4	0-1	1 7 8	4 1 1	13	0	3	1	1	0	17
35 Darius Hannah	28:58	4-6	1-3	0-0	0 3 3	1 1 1	9	5	2	3	0	0	23
3 Zek Montgomery	25:19	2-6	1-3	2-2	1 0 1	1 1 1	7	0	2	2	0	0	19
5 Christian Davis	28:21	6-7	2-3	1-1	2 4 6	1 2 5	3	3	1	1	0	0	29
21 Duke Deen	28:42	2-7	1-4	2-2	0 1 1	0 3 7	4	1	0	0	0	0	18
0 Damarion Burch	20:52	3-3	1-1	2-3	0 2 2	1 1 3	9	2	1	1	0	0	8
14 Ahmet Jorovic	10:51	2-4	0-0	2-4	2 5 7	1 2 6	0	1	0	0	0	0	-1
22 Jaquan Johnson	18:31	4-6	0-1	7-10	2 0 2	0 6 15	1	1	1	0	0	1	17
4 Corey Thomas	09:23	2-6	1-4	2-2	1 3 4	1 1 1	7	0	0	0	0	0	11
2 Connor Dillon	04:29	0-0	0-0	0-0	1 0 1	0 0 0	0	0	1	1	0	0	-5
10 Timothy Knapp	03:07	0-1	0-0	0-0	1 0 1	0 0 0	0	0	0	0	0	0	1
25 Goanar Bilew	01:41	0-0	0-0	0-0	0 0 0	0 0 0	0	0	0	0	0	0	1
34 Connor Linke	00:39	0-0	0-0	0-0	0 0 0	0 0 0	0	0	0	0	0	0	1
Team					0 0 0		0						
Totals		30-54	10-23	18-25	10 26 36	10 20	88	15 16 10	3 2 28				

Technical Fouls: NONE

SEMO		BRAD		Points from		SEMO		BRAD		Period by Period Scoring	
Biggest lead	0 (1 st 20:00)	29 (2 nd 4:07)		Turnovers	19 25					1st 2nd TOT	
Best Scoring Run	6 (1 st 14:42)	11 (2 nd 4:07)		Paint	26 34						
Lead Changes	0			Second Chance	9 11		SEMO	29	31	60	
Times Tied	0			Fast Breaks	5 12		BRAD	46	42	88	
Time with Lead	00:00	39:35		Bench	37 37						



Official Basketball Box Score - Final
Southwest Mo. St. at Vanderbilt
11/10/24 Memorial Gymnasium, Nashville, Tenn.
Vanderbilt vs. SEMO

Game Time: 12:00 PM
Game Duration: 2:10
Attendance: 5,700

Officials: Joe Lindsay, Steven Anderson, Chase Shaw

Southwest Mo. St. - 76													Record: 0-2
NO. Name	Min	FG	3P	FT	Rebounds	Fouls	TP	AS	TO	ST	Blocks	+/	
15 Brendan Terry	20:09	2-5	0-0	0-0	1 3 4	2 3 4	2	1	0	1	0	-14	
1 Rob Martin	31:24	2-6	0-0	5-7	0 1 1	3 5 9	4	0	0	0	0	-15	
2 BJ Ward	33:52	8-13	6-7	0-0	0 1 1	4 1 22	5	0	0	0	0	2	
4 Troy Cole, Jr.	12:09	3-7	0-2	0-0	1 2 3	5 0 6	0	0	1	0	1	-4	
10 Teddy Washington, Jr.	33:14	8-19	2-8	1-2	0 5 5	4 4 19	3	2	2	1	0	-5	
30 Elliot Lowndes	10:03	1-2	0-0	0-0	0 2 2	3 0 2	2	1	0	0	0	8	
5 TJ Biel	21:12	4-7	4-6	0-2	1 5 6	3 3 12	1	2	0	1	1	-4	
3 Damarion Walkup	18:36	0-1	0-1	2-2	0 3 3	1 1 2	1	1	1	0	0	-1	
18 David Idada	00:57	0-0	0-0	0-0	0 0 0	0 0 0	0	0	1	0	0	-3	
55 Marquess Bell	04:22	0-1	0-0	0-0	0 0 0	1 0 0	0	0	1	0	0	-4	
22 Saxton Hoepker	06:18	0-2	0-1	0-0	0 2 3	0 0 0	0	0	0	0	0	-6	
35 Mason Hanback	07:44	0-0	0-0	0-0	0 2 2	2 0 0	0	1	0	0	0	3	
Team					1 2 3		0						
Totals		28-63	12-25	9-13	4 28 32	31 17	76	18 8 3	3 3 6	-9			

Technical Fouls: Washington, Jr. 2nd 4:51

Vanderbilt - 85													Record: 2-0
NO. Name	Min	FG	3P	FT	Rebounds	Fouls	TP	AS	TO	ST	Blocks	+/	
5 Tyler Nickel	25:11	3-10	2-7	3-3	2 6 8	2 3 11	0	0	0	0	0	-1	
22 Jaylen Carey	20:41	2-6	0-1	2-2	2 3 5	2 1 6	0	2	0	0	0	1	
99 Devin McGlockton	26:15	4-9	0-0	6-9	11 8 19	1 6 14	2	1	0	0	4	0	10
1 Jason Edwards	27:28	4-10	1-4	9-9	0 3 3	2 6 17	1	1	0	0	0	18	
4 Grant Huffman	18:39	1-2	0-1	2-2	0 1 1	1 2 4	3	0	0	0	0	6	
2 MJ Collins	17:41	4-7	0-3	0-1	2 2 4	1 1 8	0	3	0	0	0	-6	
11 A.J. Hoggard	23:54	2-11	0-6	7-10	0 2 2	4 8 11	4	2	2	1	1	3	
3 Tyler Tanner	21:37	2-6	0-3	2-3	1 1 2	3 2 6	0	0	4	0	0	32	
30 Chris Manon	14:51	2-3	0-0	2-2	2 4 6	2 1 6	0	0	1	1	1	7	
10 Jordan Williams	03:43	1-1	0-0	0-0	0 1 1	0 0 2	0	0	0	0	0	6	
Team					0 2 2		0						
Totals		25-65	3-25	32-41	20 33 53	18 30	85	10 9 7	6 3 9				

Technical Fouls: Hoggard 2nd 4:51

SEMO		Vandy		Points from		SEMO		Vandy		Period by Period Scoring	
Biggest lead	10 (1 st 14:00)	13 (2 nd 1:28)		Turnovers	8 12					1st 2nd TOT	
Best Scoring Run	8 (2 nd 14:11)	9 (1 st 8:30)		Paint	22 42						
Lead Changes	1			Second Chance	0 22		SEMO	38	38	76	
Times Tied	1			Fast Breaks	2 2		Vandy	40	45	85	
Time with Lead	10:27	28:30		Bench	16 33						

SOUTHEAST MISSOURI BASKETBALL NOTES

GAME SUMMARIES

WESTMINSTER
DECEMBER 29

CAPE GIRARDEAU, Mo. - Damarion Walkup scored a game-high 23 points and Teddy Washington, Jr. and BJ Ward each turned in a double-double to lead Southeast Missouri to a dominating 93-38 win over Crowley's Ridge College.

Washington, Jr. and Ward each posted the first double-double of their careers with Washington, Jr. going for 18 points and 10 rebounds and Ward collecting 11 points and 10 boards.

It didn't take long for SEMO to put the game out of reach.

The Redhawks limited CRC to only six field goals and 17 points in the opening stanza en route to their commanding 47-17 halftime advantage.

At one time, the Pioneers missed 12-straight shots and didn't score for over six minutes.

Meanwhile, SEMO opened the game with a 26-5 run and never turned back.

As a team, SEMO drained 11 three-pointers finishing with more than 10 threes in a game for the second-straight contest.



CAPE GIRARDEAU, Mo. - Rob Martin matched a career-high 29 points and Teddy Washington, Jr. had a double-double 25 points and 10 rebounds as Southeast Missouri came up short in an 87-82 loss to Chattanooga.

Down, 83-79, with 36 seconds to go, Martin drained a 3-pointer to get SEMO within one 23 seconds later. His big 3-pointer came after Bash Wieland missed two free throws.

Following a 30-second timeout, Honor Huff was fouled and knocked down two free throws

to give UTC a 85-82 edge with 11 seconds.

The Redhawks had one last opportunity and Martin had a good look from the top of the arc, but his 3-point shot came off the rim and Jack Kostel made two free throws in the final seconds to seal the victory.

Martin's driving layup put SEMO ahead, 54-51, with just under 17 minutes to play before the momentum swung in the Mocs' direction.

Official Basketball Box Score - Final
Crowley's Ridge at Southeast Mo. St.
11/13/24 Show Me Center, Cape Girardeau
2024-25 Men's BasketballGame Time: 6:30 PM
Game Duration: 1:35
Attendance: 745

Officials: Ed Crenshaw, Chance Wallesen, Bob Franklin

Crowley's Ridge - 38												
Record: 1-1												
NO.	Name	Min	FG	3P	FT	Rebounds	Fouls	TP	AS	TO	ST	Blocks
			M-A	M-A	M-A	OR DR TOT	PF					BS BA
2	Braxton Cousins	24:18	2-9	0-1	3-4	0 2 2	3 4	7	3	3	1	0 2
0	Caleb Wade	22:17	1-6	0-5	0 0	3 3	1 1	2	0	1	0	0 0
5	Timquorian Johnson	24:57	0-6	0-3	0-0	1 4 5	2 1	0	0	3	2	0 0
10	Zak Brown	27:06	3-10	0-1	0-0	0 6 6	0 0	6	2	3	3	0 3
11	Arthur Johnson IV	11:53	1-2	0-0	0 0	1 1 2	1 0	2	0	0	1	0 0
25	Hayden Robinson	18:12	0-3	0-2	0 0	1 4 5	1 0	0	1	2	0	1 0
13	Jerrodney Tubbs	12:25	0-4	0-1	0 0	1 2 3	1 0	0	0	0	0	0 0
7	Gavin Hall	17:06	4-6	0-2	0-1	0 1 1	1 1	8	2	2	0	0 0
8	Trent McGowan	18:40	3-6	3-5	0 0	0 0 0	1 1	9	0	1	0	0 0
1	Shawn-Hudson Seagraves	06:02	0-2	0-1	0-0	0 0 0	0 0	0	0	0	0	0 0
24	Hunter Wilkerson	08:32	1-1	0-0	0-0	0 1 1	1 0	2	0	1	0	0 0
30	Josh Lazzarino	05:15	1-4	0-2	0 0	0 0 0	0 0	2	0	0	0	0 0
21	Peyton Griffith	03:17	0-0	0-0	0-0	0 0 0	0 0	0	1	1	0	0 0
Team												
Totals			16-59	3-23	3-5	4 24 28	12 8	38	9	18	7	1 5

Technical Fouls: NONE

Southeast Mo. St. - 93												
Record: 1-2												
NO.	Name	Min	FG	3P	FT	Rebounds	Fouls	TP	AS	TO	ST	Blocks
			M-A	M-A	M-A	OR DR TOT	PF					BS BA
15	Brendan Terry	10:59	1-1	0-0	0 0	0 0 0	2 0	2	1	0	3	1 0
1	Rob Martin	26:25	3-8	1-1	0-0	0 1 1	0 1	7	7	2	0	0 1
2	BJ Ward	23:44	4-8	1-4	2-2	1 9 10	1 1	11	7	3	1	0 0
4	Troy Cole, Jr.	20:39	4-9	1-4	0-1	0 1 1	1 3	9	0	0	2	0 0
10	Teddy Washington, Jr.	23:39	8-15	2-7	0-0	3 7 10	0 1	18	3	1	0	1 0
30	Elliot Lowndes	13:41	3-6	0-1	1-2	1 2 3	1 2	7	1	0	0	2 0
3	Damarion Walkup	25:28	8-14	4-10	3-3	2 4 6	1 1	23	1	2	2	0 0
5	TJ Biel	17:44	3-8	2-6	2-2	1 4 5	1 2	10	1	0	0	0 0
35	Mason Harbuck	05:56	0-2	0-0	0 0	0 1 0	0 0	0	0	0	0	0 0
55	Marquese Bell	13:41	1-2	0-1	0-0	1 5 6	0 1	2	1	1	0	0 0
18	David Idada	09:24	1-1	0-0	0 0	1 2 3	1 0	2	0	0	1	0 0
22	Saxton Hoepker	09:40	1-2	0-1	0-0	2 2 4	0 0	2	0	0	1	0 0
Team												
Totals			37-76	11-35	8-10	13 37 50	8 12	93	22	9	10	5 1

Technical Fouls: NONE

CROW		SEMO		Points from		CROW		SEMO		Period by Period Scoring		
Biggest lead		0 (1 st 20:00)		57 (2 nd 1:32)		Turnovers		9 19		1st 2nd TOT		
Best Scoring Run		6 (1 st 0:12)		14 (1 st 9:51)		Paint		22 44		CROW 17 21 38		
Lead Changes		0				Second Chance		1 13		SEMO 47 46 93		
Times Tied						Fast Breaks		5 11				
Time with Lead		00:00		39:17		Bench		21 46				

Official Basketball Box Score - Final
Chattanooga at Southeast Mo. St.
11/17/24 Show Me Center, Cape Girardeau
2024-25 Men's BasketballGame Time: 2:00 PM
Game Duration: 2:39
Attendance: 580

Officials: Steve Orlino, Dillon Brasher, Alex Manuel

Chattanooga - 87												
Record: 2-3												
NO.	Name	Min	FG	3P	FT	Rebounds	Fouls	TP	AS	TO	ST	Blocks
			M-A	M-A	M-A	OR DR TOT	PF					BS BA
23	Latif Diouf	20:22	3-8	0-1	0 0	2 3 5	1 3	6	2	2	0	0 1
24	Garrison Keeslar	21:16	5-7	1-3	2-2	0 2 2	2 2	13	2	0	0	0 0
2	Trey Bonham	29:44	3-9	2-7	5-6	1 5 6	2 4	13	1	3	1	0 0
3	Honor Huff	33:11	1-5	0-4	2-2	1 3 4	2 2	4	1	3	0	0 0
22	Bash Wieland	25:24	3-7	0-0	6-11	2 6 8	0 6	12	0	0	0	1 5
7	Sean Cusano	16:17	5-5	2-2	2-3	0 1 1	1 2	14	1	2	0	0 0
34	Makar Richards	13:54	1-3	0-0	1-2	1 2 3	4 1	3	1	1	0	2 1
0	Noah Melson	19:49	5-9	4-7	1-2	0 5 5	1 1	15	0	1	0	0 0
11	Jack Kostel	13:31	2-3	0-1	3-3	0 4 4	1 2	7	2	1	1	0 0
21	Collin Mulholland	06:32	0-2	0-1	0-0	0 0 0	1 1	0	2	1	0	0 0
Team												
Totals			28-58	9-26	22-31	7 31 38	15 24	87	12	15	2	3 5

Technical Fouls: NONE

Southeast Mo. St. - 82												
Record: 1-3												
NO.	Name	Min	FG	3P	FT	Rebounds	Fouls	TP	AS	TO	ST	Blocks
			M-A	M-A	M-A	OR DR TOT	PF					BS BA
15	Brendan Terry	13:53	4-6	0-0	0 0	1 2 3	5 0	8	1	2	1	0 0
1	Rob Martin	36:39	12-24	2-6	3-5	1 4 5	2 4	29	3	2	1	0 0
2	BJ Ward	33:25	5-10	1-5	2-2	1 2 3	4 2	13	3	2	1	0 1
4	Troy Cole, Jr.	12:12	0-1	0-0	1-2	0 0 0	4 1	1	0	0	0	0 1
10	Teddy Washington, Jr.	38:33	10-21	2-10	3-4	1 9 10	0 3	25	4	1	3	0 0
30	Elliot Lowndes	19:08	0-3	0-3	1-2	0 5 5	2 2	1	0	0	1	2 0
5	TJ Biel	19:17	1-2	1-2	0-0	1 1 2	2 0	3	0	0	1	1 0
3	Damarion Walkup	09:42	0-1	0-0	0-0	0 1 1	3 0	0	1	0	0	0 0
18	David Idada	10:27	1-2	0-0	0-2	1 0 1	2 3	2	1	1	0	0 0
22	Saxton Hoepker	06:44	0-0	0-0	0-0	1 0 1	0 0	0	0	0	1	0 0
Team												
Totals			33-70	6-26	10-17	7 24 31	24 15	82	13	8	9	3 2

Technical Fouls: NONE

CHAT		SEMO		Points from		CHAT		SEMO		Period by Period Scoring		
Biggest lead		10 (2 nd 9:51)		4 (2 nd 18:54)		Turnovers		4 17		1st 2nd TOT		
Best Scoring Run		8 (2 nd 13:42)		6 (2 nd 18:54)		Paint		34 34		CHAT 45 42 87		
Lead Changes		6				Second Chance		7 4		SEMO 45 37 82		
Times Tied		8				Fast Breaks		9 12				
Time with Lead		33:23		02:59		Bench		39 6				

SOUTHEAST MISSOURI BASKETBALL NOTES



WESTMINSTER
DECEMBER 29

GAME SUMMARIES



CONWAY, Ark. - BJ Ward scored 19 points and nailed a big 3-pointer in the closing minute of overtime to send Southeast Missouri to a 77-73 victory over Central Arkansas.

Cole McCormick split two free throws making his second shot to cut SEMO's lead to one when Ward drained a long 3-pointer to put the Redhawks ahead, 75-71, with 26 seconds remaining.

Nine seconds later, TJ Biel made a free throw to keep SEMO's lead at five.

A pair of free throws by

Brayden Fagbemi later trimmed the Redhawks lead to 76-73 before Marqueas Bell's free throw finished off the Bears.

Neither team led by more than six points in a tight see-saw battle that featured 19 ties and 15 lead changes.

Tied, 66-66, in the final 20 seconds of regulation, UCA had a chance to get ahead twice when Elias Cato and Michael Evbagharu each missed free throws.

SEMO had an opportunity to win it in regulation, but Teddy Washington, Jr.'s shot missed.



CONWAY, Ark. - Teddy Washington, Jr. scored 15 points and Southeast Missouri shot just 34.9 percent from the field in a 72-64 loss to UNC Asheville.

For the second-straight night, SEMO was involved in a game with several ties and lead changes. The Redhawks, however, just couldn't get any separation.

Down, 17-12, the Redhawks put together an 11-2 run to build a four-point cushion.

Marqueas Bell knocked down a 3-pointer to tie the game and Teddy Washington, Jr., Elliot Lowndes

and Rob Martin each followed with baskets to give SEMO a 23-19 advantage with 6:03 remaining in the first half.

UNCA used a 5-0 run during a period where the Redhawks didn't score for over five minutes.

Toyaz Solomon's dunk brought the game tied the game and two free throws by Jordan Marsh gave the Bulldogs a 28-27 edge.

Josh Banks the added a layup push UNCA's lead to 30-27 at the intermission.

Tied, 37-37, SEMO went the final 13:29 without a lead.



Official Basketball Box Score - Final
Southeast Mo. St. at Central Ark.
11/21/24 Farris Center, Conway
2024-25 Mavs Basketball

Game Time: 6:30 PM
Game Duration: 2:08
Attendance: 1,311

Officials: Tucson Grigg, Chris Chumley, Blake Thomas

Southeast Mo. St. - 77												
Record: 2-3												
NO. Name	Min	FG	3P	FT	Rebounds	Fouls	TP	AS	TO	ST	Blocks	+/-
		M/A	M/A	M/A	OR DR TOT	PF	FF				BS BA	
15 Brendan Terry	F 20:13	1-3	0-0	2-4	2 0 2	2 5	4	1	3	2	0 1	13
30 Elliot Lowndes	F 15:30	1-2	0-0	1-7	8 4 0	2 0	0	1	0	0	0 5	
1 Rob Martin	G 37:52	5-14	1-5	0-0	0 3 3	5 0	11	2	1	0	0 0	-6
2 BJ Ward	G 30:15	6-13	4-9	3-3	0 1 1	2 3	19	2	3	0	0 0	10
10 Teddy Washington, Jr.	G 28:36	7-20	3-10	2-2	2 6 8	5 1	19	2	1	0	0 0	5
3 Damarion Walkup	G 28:33	4-8	3-7	0-0	0 2 2	1 0	11	2	0	0	1 0	3
5 TJ Biel	G 21:39	0-2	0-1	3-5	0 4 4	1 5	3	1	0	0	1 0	4
18 David Idada	15:14	1-1	0-0	0-1	3 1 4	0 1	2	0	2	1	0 0	-13
4 Troy Cole, Jr.	16:34	1-3	1-2	0-0	0 2 2	0 2	3	0	2	1	0 0	-1
55 Marqueas Bell	10:34	1-2	0-0	1-2	0 3 3	2 0	3	1	1	0	0 1	0
Team					3 2 5	0 0	0	0	0	0	0 0	
Totals		27-68	12-35	11-17	11 31 42	22 17	77	11	13	5	2 2	4

Dead Ball Rebounds: 3, 9

Technical Fouls: Ward 1st 8:36

Central Ark. - 73												
Record: 1-4												
NO. Name	Min	FG	3P	FT	Rebounds	Fouls	TP	AS	TO	ST	Blocks	+/-
		M/A	M/A	M/A	OR DR TOT	PF	FF				BS BA	
0 Ubong Abasi Etim	F 06:44	0-0	0-0	0-0	0 2 2	2 0	0	0	1	0	0 0	-2
3 Brayden Fagbemi	G 40:35	4-11	1-5	11-12	1 5 6	2 6	20	4	3	3	0 1	6
13 Ben Fox	G 13:19	0-1	0-1	0-0	0 0 0	1 0	0	0	2	1	1 0	-3
25 Elias Cato	G 38:03	8-16	0-2	4-7	1 6 7	2 6	20	1	2	2	0 0	5
32 Layne Taylor	G 41:30	7-19	2-7	1-2	0 9 9	1 1	17	1	2	3	0 1	-9
15 Michael Evbagharu	31:23	2-5	0-1	4-7	4 3 7	2 5	8	1	0	1	0 0	6
1 Jabari West	09:51	2-4	0-1	0-0	3 1 4	0 0	4	0	0	0	1 0	5
4 Nehemiah Turner	07:47	1-2	0-0	0-0	0 1 1	1 0	2	0	1	0	0 0	-3
24 Cole McCormick	27:31	0-4	0-4	2-4	0 3 3	5 3	2	1	1	1	0 0	-17
23 Diogo Seixas	06:42	0-0	0-0	0-0	0 0 0	1 0	0	0	0	0	0 0	-11
17 Ethan Thomas	01:35	0-0	0-0	0-0	0 0 0	0 0	0	0	0	0	0 0	-1
Team					2 2 4	0 0	0	1				
Totals		24-62	3-21	22-32	11 32 43	17 21	73	8	13	11	2 2	-4

Technical Fouls: NONE

		SMS	UCA
Biggest lead	6 (1 st 8:38)	6 (1 st 11:54)	
Best Scoring Run	11 (1 st 9:04)	8 (1 st 0:33)	
Lead Changes	15		
Times Tied	17		
Time with Lead	19:58	12:28	

		SMS	UCA
Points from Turnovers		22	36
Paint		4	9
Second Chance		12	12
Fast Breaks		12	12
Bench		22	16

		SMS	UCA	
Period by Period Scoring				
1st	2nd	OT1	TOT	
SMS	34	32	11	77
UCA	34	32	7	73



Official Basketball Box Score - Final
UNC Asheville at Southeast Mo. St.
11/22/24 Farris Center, Conway
2024-25 UCA Classic (Game 2)

Game Time: 6:30 PM
Game Duration: 1:56
Attendance: 125

Officials: Luke Chittum, Nathan Bemis, John St. Clair

UNC Asheville - 72												
Record: 2-2												
NO. Name	Min	FG	3P	FT	Rebounds	Fouls	TP	AS	TO	ST	Blocks	+/-
		M/A	M/A	M/A	OR DR TOT	PF	FF				BS BA	
0 Toyaz Solomon	F 34:11	8-15	0-0	1-2	2 9 11	2 1	17	0	4	1	2 0	10
11 Greg Gantt Jr.	F 24:42	1-3	0-0	1-2	0 7 7	3 2	3	1	1	0	1 0	-15
2 Jordan Marsh	G 29:58	4-13	0-3	6-7	2 6 8	3 5	14	1	1	0	0 0	11
3 Josh Banks	G 31:33	6-13	4-9	7-10	0 5 5	2 7	23	4	1	1	1 1	6
12 Fletcher Abbe	G 34:30	0-5	0-4	1-2	0 0 0	3 1	1	3	0	1	0 0	0
4 Jemal Davis	11:29	4-4	0-0	1-2	2 1 3	4 0	9	0	1	0	0 0	8
6 Kameron Taylor	22:30	0-3	0-1	3-4	6 1 7	2 4	3	1	0	2	0 1	5
14 Connor Dubsky	02:55	0-1	0-0	0-0	0 1 1	0 0	0	0	0	0	0 0	5
22 Jayvyn Thompson	00:36	0-1	0-0	0-0	0 0 0	0 0	0	0	0	0	0 0	0
7 Aidan Rubio	07:36	1-1	0-0	0-0	0 0 0	0 1	2	0	0	0	0 0	10
Team					1 3 4	0 0	0	1				
Totals		24-59	4-17	20-29	13 33 46	19 21	72	10	9	5	4 2	8

Dead Ball Rebounds: 3, 0

Technical Fouls: NONE

Southeast Mo. St. - 64												
Record: 2-4												
NO. Name	Min	FG	3P	FT	Rebounds	Fouls	TP	AS	TO	ST	Blocks	+/-
		M/A	M/A	M/A	OR DR TOT	PF	FF				BS BA	
15 Brendan Terry	F 23:41	2-5	0-0	3-4	2 6 8	2 3	7	0	1	1	0 0	-2
30 Elliot Lowndes	F 14:15	2-3	0-0	1-2	2 2 4	2 1	5	1	0	0	1 1	12
1 Rob Martin	G 28:25	5-15	0-2	3-4	1 0 1	3 2	13	2	1	0	1 0	0
2 BJ Ward	G 29:33	3-9	2-3	2-2	0 0 0	5 1	10	1	0	1	0 0	-12
10 Teddy Washington, Jr.	G 31:44	6-16	2-8	1-2	0 7 7	4 3	15	3	2	0	0 0	3
18 David Idada	08:30	0-1	0-0	0-0	1 0 1	0 0	0	0	1	0	0 1	-11
5 TJ Biel	10:55	0-0	0-0	0-0	2 2 4	1 2	0	0	0	0	0 0	-10
3 Damarion Walkup	15:33	0-5	0-3	1-2	0 1 1	1 2	1	0	1	0	0 0	-15
4 Troy Cole, Jr.	22:10	1-4	0-1	3-4	1 3 4	2 4	5	0	1	0	0 1	-5
55 Marqueas Bell	15:14	3-5	1-2	1-1	1 3 4	1 1	8	0	0	0	0 0	0
Team					1 2 3	0 0	0	0				
Totals		22-63	5-19	15-21	11 26 37	21 19	64	7	7	4	2 4	-8

Dead Ball Rebounds: 3, 2

Technical Fouls: NONE

		UNC	SEM
Biggest lead	10 (2 nd 4:48)	4 (1 st 17:49)	
Best Scoring Run	7 (1 st 9:37)	7 (1 st 7:51)	
Lead Changes	10		
Times Tied	9		
Time with Lead	19:34	14:32	

		UNC	SEM
Points from Turnovers		12	8
Paint		34	28
Second Chance		13	8
Fast Breaks		8	7
Bench		14	14

		UNC	SEM
Period by Period Scoring			
1st	2nd	TOT	
UNC	30	42	72
SEM	27	37	64

GAME SUMMARIES

WESTMINSTER
DECEMBER 29

CAPE GIRARDEAU, Mo. - Teddy Washington, Jr. scored a game-high 28 points and made seven 3-pointers to lead Southeast Missouri to an 80-59 win over Kansas City at the Show Me Center.

After KC scored the first basket of the game, SEMO went on a 16-0 run to get an early double-digit lead.

Brendan Terry made a layup on a fast break and Washington, Jr. followed with a 3-pointer. Terry later added four more points before Braxton Stacker buried

a 3-pointer to put the Redhawks ahead, 16-2, with a little under 11 minutes in the first half.

The Roos were cold out of the gate missing 11 of their first 12 shots. KC went scoreless for over eight minutes while SEMO stretched its lead to double figures.

The Redhawks headed into the intermission with a comfortable 40-21 lead.

SEMO continued to pour it on in the second half and led by as many as 26 before putting the win on ice.



NASHVILLE, Tenn. - Troy Cole, Jr. scored 10 points off the bench and Southeast Missouri led for just 23 seconds in a 78-60 loss to Lipscomb.

Elliot Lowndes scored the game's first basket and LU responded with an 11-0 run to build a nine-point lead in the first four minutes of action. SEMO missed four of its first five shots and went scoreless for over three minutes while the Bisons went ahead early.

The Redhawks managed to make it a two-possession game during a stretch where LU went

nearly four minutes without a field goal. Rob Martin made a jumper and TJ Biel followed with two free throws to narrow the Bisons lead to 22-16 at the 7:52 mark.

SEMO again pulled to within six at 32-26 on a 3-pointer by Cole, Jr. with 3:19 on the clock before LU took a 37-28 advantage at the half.

LU started the second half on a 22-4 run to pull away for good.



Official Basketball Box Score - Final
Kansas City at Southeast Mo. St.
11/30/24 Show Me Center, Cape Girardeau
2024-25 Men's Basketball

Game Time: 7:30 PM
Game Duration: 1:55
Attendance: 890

Officials: Nathan Bernis, Kevin Driver, Sparky Hamilton

Kansas City - 59		Record: 4-5													+/-
NO.	Name	Min	FG	3P	FT	Rebounds	Fouls	TP	AS	TO	ST	Blocks	BS	BA	
20	Melvyn Ebonkili	F 21:07	2-7	0-0	2-2	2 2 4	3 4	6	0	1	0	0	2	-7	
1	Jayson Petty	G 25:55	0-10	0-7	0-1	0 2 2	3 2	0	0	3	0	0	0	-20	
3	Davontae Hall	G 26:11	2-7	0-2	6-7	0 4 4	0 5	10	3	3	1	2	0	-18	
7	Kashem Grady II	G 26:58	3-8	0-4	0-1	0 3 3	0 1	6	1	1	1	0	0	-2	
30	Cameron Faas	G 21:53	2-7	1-5	0-0	0 2 2	3 0	5	0	3	0	0	0	-15	
2	Babacar Diallo	13:30	0-1	0-1	0-0	1 4 5	0 0	0	0	3	0	0	0	-4	
11	Anderson Kopp	31:33	7-15	3-7	10-10	2 2 4	3 4	27	2	0	0	0	0	-17	
21	Josh Ijeh	11:28	0-0	0-0	0-0	0 2 2	2 0	0	0	1	0	0	0	-8	
12	Ring Nyeri	14:00	1-2	1-1	2-2	3 4	7 0	1	5	2	1	1	0	-8	
44	Blake Ammons	07:26	0-0	0-0	0-0	0 0 0	0 0	0	0	1	0	1	0	-6	
Team						0 0 0				0	1				
Totals			17-57	5-27	20-23	8 25 33	14 17	59	7	19	3	4	3	-21	

Technical Fouls: Faas 1st 5:37

Southeast Mo. St. - 80		Record: 3-4													+/-
NO.	Name	Min	FG	3P	FT	Rebounds	Fouls	TP	AS	TO	ST	Blocks	BS	BA	
15	Brendan Terry	F 23:15	6-7	0-0	2-2	2 4 6	2 1	14	1	1	1	0	1	10	
30	Elliot Lowndes	F 13:07	1-1	0-0	0-0	0 3 3	2 1	2	1	0	1	2	0	3	
1	Rob Martin	G 27:24	3-8	0-3	0-0	1 1 2	2 1	6	4	1	2	0	1	17	
2	BJ Ward	G 28:43	0-9	0-4	0-0	3 3 6	5 1	10	2	0	3	0	1	3	
10	Teddy Washington, Jr.	G 31:20	10-18	7-12	1-2	0 5 5	1 1	28	2	5	2	0	0	25	
4	Troy Cole, Jr.	F 17:07	5-7	0-1	3-5	1 4 5	1 2	13	0	1	2	0	0	19	
18	David Idada	11:21	1-2	0-0	1-1	1 2 3	0 2	2	0	0	0	0	0	11	
3	Damarion Walkup	08:13	0-2	0-2	0-0	1 1 2	1 0	0	1	0	2	0	0	3	
44	Braxton Stacker	17:09	3-8	1-4	3-4	1 2 3	1 2	10	2	0	1	1	0	17	
5	TJ Biel	08:28	0-1	0-0	0-0	0 0 0	2 0	0	0	1	0	0	0	5	
55	Marqueas Bell	08:26	0-2	0-0	2-2	0 2 2	1 1	2	1	1	0	1	0	-6	
35	Mason Hanback	03:19	0-0	0-0	1-2	0 0 0	0 1	1	1	0	0	0	0	-1	
22	Saxton Hoepker	02:09	1-1	0-0	0-0	1 1 2	0 0	2	0	0	0	0	0	-1	
Team						0 0 0				0	2				
Totals			30-66	8-26	12-18	11 28 39	18 13	80	15	12	14	3	4	21	

Technical Fouls: Stacker 1st 4:32

		UMKC		SEMO		Points from		Turnovers		UMKC		SEMO		Period by Period Scoring	
Biggest lead		2 (1 st 19:28)		26 (2 nd 11:36)											
Best Scoring Run		5 (1 st 9:28)		16 (1 st 10:56)											
Lead Changes		1													
Times Tied		1													
Time with Lead		00:43		38:05											



Official Basketball Box Score - Final
Southeast Mo. St. at Lipscomb
12/05/24 Allen Arena, Nashville
2024-25 Men's Basketball

Game Time: 11:00 AM
Game Duration: 1:42
Attendance: 2,123

Officials: James Gibson, Kyle Bottoms, Derek Henry

Southeast Mo. St. - 60		Record: 3-5													+/-
NO.	Name	Min	FG	3P	FT	Rebounds	Fouls	TP	AS	TO	ST	Blocks	BS	BA	
15	Brendan Terry	F 16:03	2-4	0-0	0-0	0 2 2	4 0	4	0	2	3	1	0	-11	
30	Elliot Lowndes	F 07:00	1-1	0-0	0-0	0 0 0	0 0	0	1	0	2	0	0	-12	
1	Rob Martin	G 25:18	2-11	0-2	0-0	0 3 3	1 0	4	1	1	0	0	0	-2	
2	BJ Ward	G 28:41	3-5	0-0	0-0	1 1 1	0 2	6	3	3	1	0	0	-18	
10	Teddy Washington, Jr.	G 25:14	3-8	1-3	0-0	0 3 3	1 0	7	1	2	0	0	0	-25	
4	Troy Cole, Jr.	18:09	4-9	1-3	1-2	2 4 6	4 2	10	0	2	1	0	2	-9	
18	David Idada	11:18	2-2	0-0	0-2	2 3 5	0 3	4	0	0	0	0	0	-4	
3	Damarion Walkup	16:38	3-7	2-3	0-0	1 1 2	0 0	8	1	2	0	0	0	2	
44	Braxton Stacker	10:45	1-6	1-3	0-0	0 0 0	3 1	3	1	2	0	0	0	2	
5	TJ Biel	18:14	2-2	0-0	2-2	0 2 2	0 1	6	1	0	1	0	0	-33	
55	Marqueas Bell	14:58	2-4	0-0	2-2	0 4 4	1 1	6	0	0	1	0	0	9	
35	Mason Hanback	05:03	0-0	0-0	0-0	2 0 2	2 1	2	0	1	0	0	0	8	
22	Saxton Hoepker	01:39	0-1	0-0	0-0	0 0 0	0 0	0	0	0	1	0	0	1	
Team						2 1 3				0	0				
Totals			25-60	5-14	5-8	9 24 33	16 12	60	9	15	8	3	6	-18	

Technical Fouls: NONE

Lipscomb - 78		Record: 6-4													+/-				
NO.	Name	Min	FG	M	A	FT	Rebounds	Fouls	TP	AS	TO	ST	Blocks	BS		BA			
15	Dylan Faulkner	F 19:10	5-8	0-0	3-6	3	6	9	2	3	13	2	1	0	0	23			
41	Jacob Ognacevic	F 29:13	8-11	0-1	4-6	2	5	7	0	6	20	2	3	1	2	22			
2	Will Pruitt	G 26:37	3-8	2-6	0-0	0	4	4	0	1	8	2	0	0	2	23			
10	Gianni Powell	G 29:52	6-9	5-8	2-2	1	3	4	0	3	19	4	1	2	0	18			
22	Joe Anderson	G 26:22	1-4	0-1	0-0	0	0	0	1	0	2	6	3	0	0	20			
6	Charlie Williams	09:48	1-7	1-4	0-0	2	2	2	1	3	1	1	0	1	0	1			
5	Miles White	12:21	2-3	1-2	0-0	0	2	2	1	1	5	1	0	2	1	2			
11	Logan Suber	10:57	0-2	0-0	0-0	0	2	2	3	0	0	2	1	1	0	0			
35	Grant Asman	15:29	2-5	1-2	1-2	0	0	0	0	1	6	0	0	0	0	1			
23	Kellan Boylan	07:14	0-1	0-0	0-0	1	2	3	1	0	0	1	0	1	0	1			
1	Rylan Houck	04:30	0-0	0-0	0-0	1	0	1	0	0	0	0	1	0	0	4			
30	Ross Candellino	04:29	1-2	0-1	0-0	0	0	0	0	2	0	0	0	0	0	4			
9	Jack Ingold	01:13	0-0	0-0	0-0	0	0	0	0	0	0	0	0	0	0	4			
12	Luke Carter	01:13	0-0	0-0	0-0	0	0	0	0	0	0	0	0	0	0	4			
33	Zach Lamey	01:13	0-0	0-0	0-0	0	0	0	1	0	0	0	0	0	0	4			
Team							2	1	3										
Totals			29-60	10-25	10-16		10	27	37		12	16	78	21	11	8	6	3	18

Technical Fouls: NONE

	SEM		LIP		Points from		SEM		LIP		Period by Period Scoring			
Biggest lead	2 (1 st 19:33)		27 (2 nd 14:41)		Turnovers	13	16				1st	2nd	TOT	
Best Scoring Run	5 (2 nd 12:54)		12 (2 nd 15:32)		Paint	30	32				SEM	28	32	60
Lead Changes					Second Chance	13	8							
Times Tied	1				Fast Breaks	4	10				LIP	37	41	78
Time with Lead	00:23		38:28		Bench	37	16							

SOUTHEAST MISSOURI BASKETBALL NOTES

**WESTMINSTER**
DECEMBER 29**GAME SUMMARIES**

MURRAY, Ky. - Murray State used a 20-2 run over a near seven-minute stretch in the second half to pull away from Southeast Missouri, 73-53, at the CFSB Center.

SEMO and MSU, once big rivals in the Ohio Valley Conference, met for the first time with the Racers being a member of the Missouri Valley.

The 89th meeting between the teams featured six ties and six lead changes before the Racers put together their decisive surge.

After BJ Ward's jumper gave the Redhawks a 37-34 lead with 18:31

left to play in the game, MSU scored 20 of the next 22 points in 6:57.

Jacobi Wood's shot in the paint put MSU back on top and the Racers never trailed again.

The Racers heated up to shoot 62.5 percent (15-of-24) from the field in the second stanza, while SEMO made 26.9 percent (7-of-26) of its shots. MSU outscored SEMO, 40-20, in the second half.

Teddy Washington, Jr. and Brendan Terry scored 12 points each to lead the Redhawks.



CAPE GIRARDEAU, Mo. - Brendan Terry scored a game-high 17 points to lead five players in double figures as Southeast Missouri blew out St. Mary of the Woods 93-56.

SEMO never trailed on its way to ending a two-game losing streak and picking up its third home victory of the season.

The Redhawks built a 10-point lead in the first 3:57 of the contest and never let up.

Terry got SEMO going with a dunk on its first possession and Teddy Washington, Jr. added five

points before Rob Martin made two free throws to put the Redhawks ahead, 15-5, with 16:07 remaining in the first half.

A 7-0 run later widened the Redhawks margin to 32-16 capped by Terry's second-chance layup with 8:08 left to play.

Troy Cole, Jr.'s dunk then gave SEMO a 48-28 lead at the half.

Mason Hanback's basket off a pass from BJ Ward gave SEMO a 93-53 lead, its largest of the contest.



Official Basketball Box Score - Final
Southeast Mo. St. at Murray St.
12/06/24 CFSB Center, Murray
2024-25 Men's Basketball

Game Time: 3:00 PM
Game Duration: 2:00
Attendance: 4,795

Officials: Ray Nall, Chris Hudson, De Salle Dean

Southeast Mo. St. - 53													Record: 3-6																	
NO.	Name	Min	FG	3P	FT	Rebounds	Fouls	TP	AS	TO	ST	Blocks	+/-	Shooting By Period																
			M-A	M-A	M-A	OR	DR	TOT	PF	FD		BS	BA	1st FG	1st 3PT	1st FT	2nd FG	2nd 3PT	2nd FT	3rd FG	3rd 3PT	3rd FT	GM FG	GM 3PT	GM FT	GM 3PT	GM FT	GM 3PT		
15	Brendan Terry	F 20:28	4-5	0-0	4-6	2	4	6	4	5	12	0	3	0	0	0	-11	1st FG	14-26	53.8%	3PT	3-6	50.0%	FT	24	30	80.0%	1st FG	7-26	26.9%
30	Elliot Lowndes	F 14:31	2-5	0-0	0-1	1	4	5	4	1	4	0	1	0	1	2	-11	2nd FG	10-20	50.0%	3PT	1-7	14.3%	FT	5-7	71.4%	2nd FG	11-22	50.0%	
1	Rob Martin	G 28:41	4-9	0-2	0-0	0	0	0	0	2	8	5	1	1	0	-10	3rd FG	10-20	50.0%	3PT	1-7	14.3%	FT	5-7	71.4%	3rd FG	11-22	50.0%		
2	BJ Ward	G 28:29	2-8	0-2	0-0	1	1	1	1	0	4	1	3	0	0	-13	GM FG	21-52	40.4%	3PT	4-13	30.8%	FT	7-11	63.6%	GM FG	21-52	40.4%		
10	Teddy Washington, Jr.	G 33:41	4-11	2-4	2-2	0	2	2	0	3	12	1	2	0	0	-17	Dead Ball Rebounds: 2-3													
4	Troy Cole, Jr.	G 24:30	2-2	0-0	1-2	0	1	1	0	2	5	0	1	1	0	-18														
18	David Idada	G 12:20	1-3	0-0	0-0	1	2	3	5	0	2	1	0	0	0	-5														
44	Braxton Stacker	G 15:32	1-4	1-2	0-0	0	1	1	2	0	3	0	0	0	0	-14														
3	Damarion Walkup	G 17:27	1-4	1-2	0-0	0	1	1	2	1	3	0	0	0	0	-9														
5	TJ Bell	G 02:40	0-1	0-1	0-0	0	0	0	0	0	0	0	0	0	0	-1														
35	Mason Hanback	G 01:41	0-0	0-0	0-0	0	0	0	0	0	0	0	0	0	0	-3														
Team						3	2	5			0	0	0																	
Totals			21-52	4-13	7-11	7	18	25	20	14	53	8	11	2	2	-20														

Technical Fouls: Coach 2nd 14:50 Terry 2nd 7:32

Murray St. - 73													Record: 6-2												
NO.	Name	Min	FG	3P	FT	Rebounds	Fouls	TP	AS	TO	ST	Blocks	+/-	Shooting By Period											
			M-A	M-A	M-A	OR	DR	TOT	PF	FD		BS	BA	1st FG%	2nd FG%	3rd FG%	FT%								
23	Nick Ellington	F 27:15	6-8	0-0	3-6	5	3	8	3	7	15	2	0	3	1	0	27	1st FG% 11:30 36.7%							
0	Kylen Milton	F 15:25	1-2	0-0	0-0	1	0	1	4	2	2	1	2	0	0	0	11	3PT% 5:11 45.5%							
7	AJ Ferguson	G 31:26	3-6	2-3	0-0	1	4	5	1	3	8	2	4	0	0	0	12	FT% 8:58 68.5%							
9	Terence Harcum	G 39:21	4-12	3-7	1-2	0	2	2	1	1	12	2	2	0	0	0	20	2nd FG% 15:54 62.5%							
24	Jacobi Wood	G 32:11	8-15	3-4	4-6	1	8	9	1	2	23	2	1	1	0	1	13	3PT% 4:17 57.7%							
2	Kyler Lindsay	G 12:19	1-3	0-0	2-2	1	1	2	2	1	4	1	1	0	1	0	-7	FT% 6:12 50%							
13	Aiden Applewhite	G 22:18	3-7	1-3	2-4	3	3	6	1	2	9	0	2	0	0	1	8	GM FG% 26:54 48.1%							
11	Justin Morgan	G 16:43	0-1	0-1	0-0	1	0	1	2	0	0	0	0	1	0	0	16	3PT% 9:18 50.0%							
4	Patrick Chew	G 00:39	0-0	0-0	0-0	0	0	0	0	0	0	0	0	0	0	0	0	FT% 12:20 60.0%							
14	Trey Boggers	G 00:39	0-0	0-0	0-0	0	0	0	0	0	0	0	0	0	0	0	0								
17	Chiang Ring	G 00:39	0-0	0-0	0-0	0	0	0	0	0	0	0	0	0	0	0	0								
35	Jordan McCullum	G 00:39	0-0	0-0	0-0	0	0	0	0	0	0	0	0	0	0	0	0								
8	John McCrear	G 00:26	0-0	0-0	0-0	0	0	0	0	0	0	0	0	0	0	0	0								
Team						1	5	6	0					Dead Ball Rebounds: 47											
Totals			26-54	9-18	12-20	14	26	40	15	16	73	10	12	5	2	2	20								

Technical Fouls: Morgan 2nd 7:32

		SEM	MUR	Points from		SEM	MUR	Period by Period Scoring		
Biggest lead	7 (1 st 10:21)	21 (2 nd 3:23)	Turnovers	13	8			1st	2nd	TOT
Best Scoring Run	7 (1 st 1:47)	15 (2 nd 11:34)	Paint	28	30	SEM	33	20	53	
Lead Changes			Second Chance	4	21					
Times Tied	6		Fast Breaks	4	3	MUR	33	40	73	
Time with Lead	07:49	25:42	Bench	13	13					



Official Basketball Box Score - Final
St. Mary-Woods at Southeast Mo. St.
12/15/24 Show Me Center, Cape Girardeau
2024-25 Men's Basketball

Game Time: 2:00 PM
Game Duration: 1:42
Attendance: 630

Officials: Gene Crimshaw, Kelly Davis, Alex Mansur

St. Mary-Woods - 56													Record: 9-2												
NO.	Name	Min	FG	3P	FT	Rebounds	Fouls	TP	AS	TO	ST	Blocks	+/-	Shooting By Period											
			M-A	M-A	M-A	OR	DR	TOT	PF	FD		BS	BA	1st	2nd	3rd	4th								
10	Jared Bonds	24:37	3-7	0-0	0-0	2	4	6	0	1	0	0	1	0	0	1	18								
13	Malik Tansmore	F 27:33	3-9	0-3	1-3	0	2	2	2	2	7	1	2	1	0	0	29								
30	Jesse Burdick	F 25:26	2-8	2-4	0-0	1	4	5	0	0	6	0	3	1	0	0	19								
1	DaMeriz Merriweather	G 30:03	4-8	2-5	4-7	0	4	4	3	6	14	2	2	2	0	0	29								
3	Andre Irvin Jr.	G 26:43	1-7	0-3	4-4	0	1	1	2	2	6	2	1	0	0	1	22								
4	Zayvion Baker	15:15	2-4	1-3	1-1	0	2	2	0	1	6	0	2	0	0	0	-15								
22	Malachi Pearson	G 12:50	2-5	0-3	2-2	0	2	2	1	1	6	0	2	1	0	0	-5								
35	Ben Chestnut	15:36	2-5	0-2	0-0	1	0	1	5	0	4	0	0	1	0	1	-18								
5	Terrance Hill	08:50	0-2	0-1	1-3	0	2	2	0	2	1	0	1	0	0	0	-9								
2	Jayden Moore	04:13	0-0	0-0	0-0	0	0	0	1	0	0	0	1	0	0	0	-8								
20	Rocco Roshel	04:47	0-1	0-1	0-0	1	0	1	0	0	0	0	0	2	0	0	1								
25	Chris Owens	04:07	0-1	0-1	0-0	0	1	1	1	0	0	0	1	0	0	0	-4								
Team						0	0	0			0		2												
Totals			19-57	5-26	13-20	5	22	27	15	15	58	5	18	8	0	3	37								
																		1st FG% 10-29 34.5%							
																		2nd FG% 3-13 23.1%							
																		3rd FG% 5-7 71.4%							
																		2nd FT% 9-28 32.1%							
																		3PT% 2-13 15.4%							
																		FT% 8-13 61.5%							
																		GM FG% 19-57 33.3%							
																		3PT% 5-26 19.2%							
																		FT% 13-20 65.0%							
																		Dead Ball Rebounds: 3.3							

GAME SUMMARIES

WESTMINSTER
DECEMBER 29

CAPE GIRARDEAU, Mo. - Teddy Washington, Jr. had a double-double 28 points and 10 rebounds to lead Southeast Missouri to a 79-72 win over Eastern Illinois (3-8, 0-1) in the Ohio Valley Conference opener for both teams.

SEMO did not trail for the second-straight game and began OVC play with a win for the second year in a row.

After EIU made it a one-point game to start the second half, Washington, Jr. took over.

He did not miss a field goal (5-of-5) in the first 7:16 of the

second half. Washington, Jr. nailed a 3-pointer, was fouled and converted a 4-point play to give the Redhawks a 55-45 advantage with 13:42 remaining.

Washington, Jr. accounted for six of his team's first 10 made field goals in the second half and scored 24 points in the final 20 minutes of play. His fifth 3-pointer pushed SEMO's lead to 67-51 with just under eight minutes left.

He shot a scorching 72.7 percent (8-of-11) and made five 3-pointers in his huge second half surge.



CAPE GIRARDEAU, Mo. - BJ Ward dropped in 18 points to lead Southeast Missouri to an 80-64 win over SIU Edwardsville.

Ward scored double figures for the seventh time this season en route to leading the Redhawks to their second-straight Ohio Valley Conference victory.

He shot 6-of-14 from the field and buried four 3-pointers in 34 minutes. Ward's 34 minutes tied a career-high.

SEMO led the entire game and outscored SIUE by eight points in each half. The Redhawks held the

Cougars under 30 points in the final 20 minutes of action.

SIUE did not have an offensive rebound in the contest and was outrebounded by a +15 margin (37-22).

Teddy Washington, Jr. and Brendan Terry each added 17 points. Terry also finished with eight rebounds.

As a team, the Redhawks shot 48.4 percent (30-of-62) from the field and 86.7 percent (13-of-15) at the free throw line.



Official Basketball Box Score - Final
Eastern Ill. at Southeast Mo. St.
12/19/20 Cape Girardeau, Mo.
2024-25 Men's Basketball

Game Time: 7:30 PM
Game Duration: 1:58
Attendance: 840

Officials: Kevin Driver, James Hicks, Aaron Denton

Eastern Ill. - 72

Record: 3-8 (0-1)

NO. Name	Min	FG	3P	FT	Rebounds	Fouls	TP	AS	TO	ST	Blocks	BS	BA	+/-
23 Rodolfo Rufino Bolls	F 26:25	3-7	0-0	4-6	5	4	9	3	2	10	0	1	0	-1
40 Koopel Jacob	F 36:27	5-14	0-3	5-7	6	6	12	3	6	15	2	2	3	-8
3 Nakyl Shelton	G 29:31	4-13	0-2	9-10	4	0	4	4	6	17	0	0	3	-3
5 Zion Fruster	G 34:35	5-12	3-5	2-2	1	2	3	3	2	15	0	2	1	-2
11 Malik Olatoye	G 36:27	4-7	1-2	1-4	0	4	4	2	4	10	4	1	1	-11
17 Lazar Grbovic	08:00	1-1	0-0	0-0	1	0	1	2	1	2	0	1	0	-6
9 Obadiah Curtis	10:30	0-0	0-0	0-0	1	1	3	0	0	0	3	0	0	-6
12 Carson Frost	15:27	1-2	1-2	0-0	0	0	0	0	0	3	0	0	0	0
22 Sekou Kalle	02:38	0-0	0-0	0-0	0	0	0	0	0	0	0	0	0	-4
Team					0	0	0	0	0	2				
Totals		23-56	5-14	21-29	17	17	34	20	21	72	6	12	8	-7

Technical Fouls: NONE

Southeast Mo. St. - 79

Record: 5-6 (1-0)

NO. Name	Min	FG	3P	FT	Rebounds	Fouls	TP	AS	TO	ST	Blocks	BS	BA	+/-
15 Brendan Terry	F 26:08	6-8	0-0	1-5	1	2	3	3	5	13	1	3	2	0
30 Elliot Lowndes	F 11:24	4-4	0-0	0-0	0	1	1	4	0	8	1	4	1	0
1 Rob Martin	G 33:46	3-8	2-4	0-0	0	0	0	3	1	8	9	1	0	3
2 BJ Ward	G 28:45	1-3	1-2	2-2	1	0	1	2	1	5	4	2	1	0
10 Teddy Washington, Jr.	G 38:02	8-15	5-10	7-7	1	9	10	1	8	28	1	1	0	1
4 Troy Cole, Jr.	21:11	2-7	2-6	0-0	0	1	5	6	2	1	6	0	0	1
18 David Idada	09:21	2-2	0-0	1-2	1	1	2	4	2	5	0	0	0	10
44 Braxton Stackler	14:31	0-0	0-0	4-4	0	0	0	0	2	4	1	0	0	0
55 Marques Bell	12:56	1-1	0-0	0-0	0	1	1	2	0	2	1	0	0	0
35 Mason Hanback	03:56	0-0	0-0	0-0	0	0	0	0	0	0	1	0	0	-2
Team					0	0	0	0	0	1				
Totals		27-48	10-22	15-20	5	19	24	21	20	79	18	13	4	6

Technical Fouls: NONE

	EIU	SEMO
Biggest lead	0 (1 st 20:00)	16 (2 nd 8:11)
Best Scoring Run	6 (1 st 16:13)	8 (2 nd 17:22)
Lead Changes	0	
Times Tied	2	
Time with Lead	00:00	38:28

Points from	EIU	SEMO
Turnovers	17	13
Paint	26	28
Second Chance	17	0
Fast Breaks	8	4
Bench	5	17

Period by Period Scoring	1st	2nd	TOT
EIU	35	37	72
SEMO	38	41	79



Official Basketball Box Score - Final
SIUE at Southeast Mo. St.
12/21/24 Show Me Center, Cape Girardeau
2024-25 Men's Basketball

Game Time: 3:45 PM
Game Duration: 1:54
Attendance: 1,123

Officials: Bryan Washer, Chris Duprey, Sean Samsel

SIUE - 64

Record: 7-6 (0-2)

NO. Name	Min	FG	3P	FT	Rebounds	Fouls	TP	AS	TO	ST	Blocks	BS	BA	+/-
0 Ring Malth	F 32:22	3-12	1-7	1-2	0	6	6	4	5	8	2	0	0	-11
34 Armas Sakeris	F 15:55	2-2	0-0	0-1	0	2	2	1	1	4	1	0	0	-5
2 Desmond Polk	G 29:25	1-4	0-1	2-2	0	1	1	4	2	4	0	0	0	-12
3 Ray'Sean Taylor	G 34:50	5-13	3-8	3-3	0	4	4	1	2	16	2	0	1	-16
11 Brian Taylor	G 28:55	5-8	1-1	4-6	0	5	5	4	15	2	3	1	0	-13
21 Myles Thompson	16:11	2-3	0-0	2-3	0	1	1	0	3	6	1	0	1	-5
23 Cham Okey	05:02	0-2	0-0	0-0	0	1	1	0	0	0	0	0	0	-4
5 Declan Dillon	17:50	3-3	1-1	0-0	0	2	2	1	0	7	2	0	0	-6
1 Jordan Pickett	06:33	0-4	0-2	0-0	0	0	0	0	0	0	0	0	0	1
24 Kyle Thomas	04:07	2-2	0-0	0-0	0	0	0	0	0	4	0	1	0	34
40 Eddiean Tirado	08:50	0-1	0-1	0-0	0	0	0	0	0	0	0	1	0	-4
Team					0	0	0	0	0	0				
Totals		23-54	6-22	12-17	0	22	22	15	18	64	10	5	3	-16

Technical Fouls: NONE

Southeast Mo. St. - 80

Record: 6-6 (2-0)

NO. Name	Min	FG	3P	FT	Rebounds	Fouls	TP	AS	TO	ST	Blocks	BS	BA	+/-
15 Brendan Terry	F 29:15	7-9	0-0	3-4	1	7	8	2	3	17	1	1	0	15
30 Elliot Lowndes	F 07:28	2-3	0-0	0-0	1	2	3	1	0	4	1	0	0	1
1 Rob Martin	G 20:02	1-5	1-2	0-0	1	1	2	3	1	3	3	3	1	0
2 BJ Ward	G 34:25	6-14	4-10	2-2	0	4	4	0	1	18	4	1	0	20
10 Teddy Washington, Jr.	G 32:52	6-13	2-4	3-3	1	6	7	2	3	17	3	1	2	0
18 David Idada	12:12	2-2	0-0	3-4	1	1	2	3	2	7	0	0	1	0
4 Troy Cole, Jr.	22:15	3-4	0-0	2-2	1	2	3	2	3	8	0	0	0	12
44 Braxton Stackler	23:44	2-6	0-1	0-0	0	4	4	2	2	4	1	0	0	3
3 Damarion Wakeup	13:01	1-4	0-1	0-0	1	2	3	1	0	2	1	0	0	1
55 Marques Bell	02:57	0-1	0-0	0-0	0	1	1	1	0	0	0	0	0	0
5 TJ Biel	01:49	0-1	0-1	0-0	0	0	0	0	1	0	0	0	0	0
Team					0	0	0	0	0	0				
Totals		30-62	7-19	13-15	8	29	37	18	15	80	14	7	4	3

Technical Fouls: NONE

	SIUE	SEMO
Biggest lead	0 (1 st 20:00)	18 (2 nd 3:03)
Best Scoring Run	5 (1 st 3:51)	9 (2 nd 3:03)
Lead Changes	0	
Times Tied	2	
Time with Lead	00:00	38:59

Points from	SIUE	SEMO
Turnovers	4	6
Paint	28	40
Second Chance	2	15
Fast Breaks	0	7
Bench	17	21

Period by Period Scoring	1st	2nd	TOT
SIUE	37	27	64
SEMO	45	35	80