



2024-25 SOUTHEAST MISSOURI BASKETBALL

# GAME NOTES

#FEELINROWDY

OVC Regular-Season Champions **1999-2000** OVC Tournament Champions **1999-2000** | **2022-23** NCAA Tournament **1999-2000** | **2022-23**

Southeast Missouri Strategic Communications // 1221 Broadway Cape Girardeau, MO 63701 // SEMORedhawks.com

## GAME 3



### Crowley's Ridge College

1-1, 0-0 AMC



### Southeast Missouri

0-2, 0-0 OVC

Wednesday, November 13, 2024 / 6:30 p.m., CT  
Cape Girardeau, Mo.

#### Crowley's Ridge College Pioneers

**Head Coach**.....Chris Perkins

**Record at CRC**.....N/A

**Overall Record**.....N/A

#### Southeast Missouri Redhawks

**Head Coach**.....Brad Korn

**Record at SEMO**.....53-75, 31-42 OVC

**Overall Record**.....53-75

#### Game Information

**Arena**.....Show Me Center (7,000)

**Video**.....ESPN+

**Radio**.....Real Rock 99.3 FM

**Series Record**.....First Meeting

## FOLLOW THE REDHAWKS

**Video:** **ESPN+**

**Commentators**.....Erik Sean, Tom Schuberth

**Online**.....Plus.ESPN.com

**Mobile App**.....ESPN

#### Redhawks Radio Network

**Play-by-Play**.....Erik Sean

**Color Analyst**.....Tom Schuberth

**Flagship Station**.....Real Rock 99.3 FM

**Listen Online**.....SEMORedhawks.com

#### Live Stats

**SEMORedhawks.com**

#### Social Media

**X**.....@SEMOMBB

**Hashtag**.....#FeelinRowdy

**Instagram**.....@SEMORedhawks | @SEMOMBB

**Facebook**.....SEMORedhawks | SEMOMBB

## STRATEGIC COMMUNICATIONS

**Jeff Honza**.....Associate AD / Men's Basketball Contact

**Office**.....(573) 651-2933

**Cell**.....(618) 528-1145


**Email**.....jhonza@semo.edu/redhawk1@me.com

**Website**.....SEMORedhawks.com



#### Southeast Missouri or SEMO

is the preferred reference for Southeast Missouri State University athletic teams. Southeastern Missouri State is **NOT** an acceptable reference.



#### Redhawks Host Crowley's Ridge College

- Southeast Missouri plays host to NAIA affiliate Crowley's Ridge College in its home-opener Wednesday. Tip-off is set for 6:30 p.m., CT at the Show Me Center.
- SEMO meets Crowley's Ridge College for the first time in 2024-25.
- Crowley's Ridge College, located in Paragould, Arkansas, is a member of the American Midwest Conference (AMC).
- Paragould, Arkansas is a little over two hours from Cape Girardeau.
- Wednesday's game will be an exhibition contest for the Pioneers. The Redhawks are the only NCAA Division I school on Crowley Ridge College's schedule this season.

#### Home-Openers

- Southeast Missouri is 24-9 in home-openers since joining the NCAA Division I ranks in 1991-92.
- SEMO began its home slate with a win in eight of the last 12 years and posted victories in 15 of its previous 19 home-opening contests.
- The Redhawks won their home-opener in five of their last eight seasons.
- SEMO is 1-3 in home-openers under Head Coach Brad Korn.
- Korn's first home-opening win was a 83-46 victory over Lyon College on Nov. 12, 2022. Lyon College is a NCAA Division III school in Batesville, Arkansas.

#### Against Non-Division I

- Crowley's Ridge College is one of three non-Division I schools on Southeast Missouri's 2024-25 schedule.
- The Redhawks also host Saint Mary of the Woods (Dec. 15) and Westminster (Dec. 29) in non-conference action.
- SEMO is on a 37-game winning streak against non-Division I opponents.
- Head Coach Brad Korn is 8-0 all-time in such games. Korn is 2-0 vs. Missouri Baptist, 1-0 vs. William Woods, 1-0 vs. Harris-Stowe, 1-0 vs. Lindsey Wilson College, 1-0 vs. Webster College, 1-0 vs. Lyon College and 1-0 vs. Bethel (Tenn.).
- The Redhawks have not allowed more than 61 points in each of their last six meeting with non-Division I teams. SEMO outscored its opponents by a combined, 507-316 (+191), in that span.

#### Two-Game Home Stand

- Southeast Missouri starts a brief two-game home stand with Crowley's Ridge College Wednesday.
- The Redhawks will remain in Cape Girardeau to host Chattanooga (Nov. 17) four days later.
- Chattanooga will be the first NCAA Division I school to visit the Show Me Center this year.
- SEMO has 15 home games in 2024-25, including five in non-conference play.
- The Redhawks will be at home three times in November with their other matchup against Kansas City (Nov. 30).

#### Korn at the Show Me Center

- Brad Korn finished with a winning record at home each of his first four years as Southeast Missouri's head coach.
- Korn is 32-22 all-time at the Show Me Center.
- The Redhawks went 7-6 (2020-21), 8-5 (2021-22), 9-4 (2022-23) and 8-7 (2023-24) at home since Korn took over as head coach.





## CROWLEY'S RIDGE COLLEGE NOVEMBER 13

### QUICK FACTS

Location.....	Cape Girardeau, Mo.
Founded.....	1873
Enrollment.....	8,454
Nickname.....	Redhawks
Colors.....	Red & Black
Affiliation.....	NCAA Division I
Conference.....	Ohio Valley
President.....	Dr. Carlos Vargas
V.P. for Intercollegiate Athletics.....	Brady Barke
Basketball Office Phone.....	(573) 651-5132
Facility.....	Show Me Center (7,000)
Year Opened.....	1987
First Year of Basketball.....	1907
First Year of Division I Basketball.....	1991-92
All-Time Record (Yrs.).....	1326-1263 (117)
All-Time Division I Record (Yrs.).....	385-562 (33)
All-Time OVC Record (Yrs.).....	213-328 (33)
OVC Tournament Record.....	16-16
OVC Tournament Appearances (Last).....	18 (2023)
OVC Regular-Season Championships.....	1 (1999-2000)
OVC Tournament Championships.....	2 (1999-2000; 2022-23)
NCAA Tournament Berths.....	2 (1999-2000; 2022-23)
2023-24 Record.....	9-22
Home.....	8-7
Away.....	1-14
Neutral.....	0-1
2023-24 OVC Record/Finish.....	4-14/10th
Home.....	3-6
Away.....	1-8
Starters Returning/Lost.....	2/3
Lettermen Returning/Lost.....	7/8
Newcomers.....	7

### UPCOMING OVC GAMES (CT)

#### Thursday, November 14

Lindenwood vs. New Orleans, 3 p.m.  
Morehead State at Chattanooga, 7 p.m.

#### Friday, November 15

Tennessee Tech at VMI, 2:30 p.m.  
SIU Edwardsville at Western Michigan, 4 p.m.  
Lindenwood at Robert Morris, 6 p.m.  
Eastern Illinois at Northwestern, 7 p.m.

#### Saturday, November 16

Tennessee Tech vs. TBA, TBA  
UT Martin at Longwood, 12 p.m.  
Central Arkansas at Western Illinois, 1 p.m.  
SIU Edwardsville vs. Canisius, 2 p.m.  
Little Rock at UT-San Antonio, 3 p.m.  
Southern Indiana at Purdue Fort Wayne, 6 p.m.  
Alabama A&M at Tennessee State, 7 p.m.

#### Sunday, November 17

Lindenwood vs. Stonehill College, 12 p.m.  
**Chattanooga at Southeast Missouri, 2 p.m.**

### 2024-25 STATS COMPARISON



#### Crowley's Ridge College (1-1, 0-0 AMC)

Team Statistics	CRC	OPP
Points Per Game	73.0	65.5
Rebounds Per Game	39.0	29.0
Field Goal Percentage	.480	.387
3-Point FG Percentage	.154	.316
Free Throw Percentage	.600	.676
Assists Per Game	19.0	13.0
Steals Per Game	10.5	12.0
Blocks Per Game	4.0	2.5

#### Southeast Missouri (0-2, 0-0 OVC)

Team Statistics	SEMO	OPP
Points Per Game	68.0	86.5
Rebounds Per Game	29.5	44.5
Field Goal Percentage	.433	.462
3-Point FG Percentage	.375	.271
Free Throw Percentage	.609	.758
Assists Per Game	13.0	12.5
Steals Per Game	7.0	8.5
Blocks Per Game	2.5	4.5

### Ward Off to Big Start

- BJ Ward is off to a strong start this 2024-25 season after scoring double figures in each of his first two games.
- Ward began the year with 17 points off the bench at Bradley (Nov. 4) and followed that up with a career-high 22 in his first start of the season at Vanderbilt (Nov. 10).
- He scored double figures in back-to-back games for the second time in his career.
- Ward enters Wednesday's game as Southeast Missouri's leading scorer with 19.5 points per game.
- He is shooting 65.2 percent (15-of-23) from the field and a scorching 75 percent (9-of-12) from 3-point range.
- Ward knocked down a career-best six 3-pointers against the Commodores.

### Washington, Jr. and Biel Reach Double Figures

- Along with BJ Ward, Teddy Washington, Jr. and TJ Biel registered double figures in the scoring column in Southeast Missouri's latest matchup at Vanderbilt (Nov. 10).
- Washington, Jr. scored 19 points, all in the second half, against the Commodores.
- Biel added 12 points off the bench on a career-high four 3-pointers.
- For Washington, Jr., it was his first career double-digit game as a Redhawk.

### Redhawks Bury 12 Threes

- The Redhawks gave Vanderbilt all it could handle in their 85-76 loss on Nov. 10.
- Southeast Missouri made 12 three-pointers in the contest and, at one time, led by double figures early in the game.
- It was the 27th time Semo had 10 or more made 3-pointers in a game under Head Coach Brad Korn.

### About Crowley's Ridge

- NAIA member Crowley's Ridge College is 1-1 so far this season.
- CRC claimed its first win of the year with a 80-62 home victory over Oakland City (Nov. 9).
- Wednesday's game against Southeast Missouri

is an exhibition contest for the Pioneers.

- Braxton Cousins and Zak Brown are CRC's top two scoring threats with 18.5 and 16 points per game, respectively.

### Redhawks Drop Season-Opener

- Southeast Missouri dropped its season-opener at Missouri Valley Conference preseason favorite Bradley, 88-60, on Nov. 4.
- Semo opened a season on the road for the seventh-straight year and 18th time in 19 seasons.
- The Redhawks fell to 13-21 in season-opening contests during their NCAA Division I era.
- Semo also went to 3-2 in such games under Head Coach Brad Korn.
- The Redhawks last season-opening win was a 64-61 victory at South Florida on Nov. 7, 2022.

### Welcome to NCAA Division I Basketball

- Five players saw their first basketball action at the NCAA Division I level during Southeast Missouri's season-opener at Bradley (Nov. 4).
- Forward Brendan Terry and guard Troy Cole, Jr. each made their first career starts as Redhawks, while Damarion Walkup, Saxton Hoepker and Elliot Lowndes came off the bench.
- Terry (Pensacola State College), Cole, Jr. (Highland CC), Walkup (Olney Central College), Hoepker (Southwestern Illinois College) and Lowndes (John A. Logan College) are all junior college transfers.
- Fellow newcomer Teddy Washington, Jr. also made his first career start as a Redhawk. Semo is Washington, Jr.'s second Division I school after spending the 2023-24 campaign at Texas A&M-Corpus Christi.

### Walkup Scored Double Figures in Division I Debut

- Damarion Walkup scored 11 points off the bench in his Southeast Missouri debut at Bradley (Nov. 4).
- Walkup made three field goals, including

## SOUTHEAST MISSOURI BASKETBALL NOTES

two from 3-point range and knocked down 3-of-4 free throws in 26 minutes.

- His 26 minutes were third-most against the Braves behind starters Teddy Washington, Jr. (28) and Rob Martin (27).
- Walkup scored SEMO's first points of the 2024-25 campaign on a layup with 18:38 left to play in the first half.

### Ohio Valley Conference Update

- Early on this 2024-25 season, nine of the 11 Ohio Valley Conference teams have at least one win.
- UT Martin leads the way with a 2-1 record, while Lindenwood, Little Rock, Tennessee Tech and Western Illinois follow at 1-1.
- Eastern Illinois (1-2), Morehead State (1-2), SIU Edwardsville (1-2) and Tennessee State (1-2) also picked up a victory.
- SEMO (0-2) and Southern Indiana (0-3) are looking to get in the win column.

### About the Program

- Southeast Missouri begins its 118th season of basketball in 2024-25.
- This year marks SEMO's 34th as an NCAA Division I program.
- The Redhawks first moved to the NCAA Division I ranks in 1991-92.
- SEMO has a total of nine winning seasons at the NCAA Division I level.
- The Redhawks won one Ohio Valley Conference regular-season title (1999-2000), two OVC Tournament crowns (1999-2000, 2022-23) and advanced to the NCAA Tournament twice (1999-2000, 2022-23).
- SEMO has an all-time NCAA Division I record of 385-564 and is 213-328 in the OVC.

### Year Five for Korn

- Brad Korn is in his fifth year as Southeast Missouri's head coach.
- Korn's position at SEMO is his first as a head coach.
- He led the Redhawks to their first Ohio Valley

Conference Tournament title and NCAA Tournament appearance in over two decades during the 2022-23 campaign.

- SEMO became the first #5 seed to win the OVC Tournament winning four games in four days along the way.
- Korn is 53-75 overall and 31-42 in the OVC.
- He was hired as the seventh head coach in SEMO's NCAA Division I era on Mar. 23, 2020.
- Korn has coached in eight NCAA Tournaments -- seven as an assistant coach and one as a head coach -- during his career.

### Roster Breakdown

- The 2024-25 roster consists of 14 players, including two seniors, eight juniors, three sophomores and one freshman.
- Rob Martin, BJ Ward, TJ Biel, David Idada, Mason Hanback, Braxton Stacker and Marqueas Bell are the returnees back from last season.
- SEMO added six transfers and one freshman to complete this year's team.

### Redhawks Picked Seventh in OVC Preseason Poll

- Southeast Missouri was picked seventh in the 2024-25 Ohio Valley Conference Men's Basketball Preseason Poll.
- SEMO accumulated 86 points in the overall voting by the OVC head men's basketball coaches.
- Little Rock was tabbed this year's preseason favorite with 200 points and 20 of the possible 22 first-place votes.
- The Trojans were one of three teams to share last year's OVC regular-season title along with Morehead State and UT Martin.
- Western Illinois (172 pts.), SIU Edwardsville (2 first-place votes, 151 pts.), Tennessee State (134 pts.), Morehead State (131 pts.) and Eastern Illinois (87 pts.) were also picked ahead of the Redhawks.
- Southern Indiana (79 pts.), Lindenwood

**CROWLEY'S RIDGE COLLEGE**  
**NOVEMBER 13**



### 2024-25 OVC PRESEASON POLL

School	First-Place Votes	Pts.
Little Rock	20	200
Western Illinois	-	172
SIU Edwardsville	2	151
Tennessee State	-	134
Morehead State	-	131
Eastern Illinois	-	87
<b>Southeast Missouri</b>	<b>-</b>	<b>86</b>
Southern Indiana	-	79
Lindenwood	-	67
UT Martin	-	52
Tennessee Tech	-	51



### OVC Players to Watch

Rob Martin, G  
Teddy Washington, Jr., G

### 2024-25 OVC STANDINGS (AS OF NOV. 12)

School	OVC	Pct.	Overall	Pct.	Home	Away	Neutral	Streak
UT Martin	0-0	.000	2-1	.667	1-0	1-1	0-0	L1
Lindenwood	0-0	.000	1-1	.500	1-0	0-1	0-0	W1
Little Rock	0-0	.000	1-1	.500	1-0	0-1	0-0	L1
Tennessee Tech	0-0	.000	1-1	.500	1-0	0-1	0-0	W1
Western Illinois	0-0	.000	1-1	.500	0-0	1-1	0-0	L1
Eastern Illinois	0-0	.000	1-2	.333	1-0	0-2	0-0	L1
Morehead State	0-0	.000	1-2	.333	1-0	0-2	0-0	L1
SIU Edwardsville	0-0	.000	1-2	.333	1-0	0-2	0-0	L2
Tennessee State	0-0	.000	1-2	.333	1-0	0-2	0-0	L2
<b>Southeast Missouri</b>	<b>0-0</b>	<b>.000</b>	<b>0-2</b>	<b>.000</b>	<b>0-0</b>	<b>0-2</b>	<b>0-0</b>	<b>L2</b>
Southern Indiana	0-0	.000	0-3	.000	0-1	0-2	0-0	L3





## CROWLEY'S RIDGE COLLEGE NOVEMBER 13

(67 pts.), UT Martin (52 pts.) and Tennessee Tech (51 pts.) round out the 11-team predicted order of finish.

### Returning Starters

- Guards Rob Martin and Braxton Stacker are Southeast Missouri's returning starters.
- Martin led SEMO in scoring (11.9 ppg), assists (108), minutes (28.5 mpg) and free throw percentage (.885) during his first year with the Redhawks in 2023-24.
- He ranked fifth in the Ohio Valley Conference in assists and sixth in assist/turnover ratio (1.52).
- Stacker ranked fourth on the team in scoring with 7.4 points per game and topped the Redhawks in steals (29) and blocks (15).

### Byrd Joins Coaching Staff

- DJ Byrd was hired as an assistant coach to complete Southeast Missouri's staff for the 2024-25 season.
- Byrd was briefly at Barry University last summer before arriving in Cape Girardeau.
- Prior to that, he was on the men's basketball staff at Mercer University for five years.
- Byrd worked as a graduate assistant from 2017-19 at Purdue with 2019 NABC National Coach of the Year Matt Painter.
- A former standout as a player at Purdue, Byrd saw action in 130 career games and scored 880 points along the way.
- He made 195 three-pointers, ninth-most among Boilermaker career leaders.
- Byrd was the Big Ten Conference Sixth Man of the Year in 2012 helping lead Purdue to three NCAA Tournaments (2010, 2011, 2012).
- In 2010, the Boilermakers won the Big Ten Championship and advanced to the Sweet 16 before falling to the eventual NCAA National Champion Duke Blue Devils.

### November Games

- Southeast Missouri will play seven games in November, its first month of the 2024-25 season.
- SEMO travels to Bradley (Nov. 4) and SEC member Vanderbilt (Nov. 10) before returning to Cape Girardeau for its home-opener against Crowley's Ridge College (Nov. 13).
- The Redhawks also host Chattanooga (Nov. 17) and Kansas City (Nov. 30) and play two games in Conway, Arkansas vs. Central Arkansas (Nov. 21) and UNC

Asheville (Nov. 22).

- SEMO is 10-14 all-time in November games under Head Coach Brad Korn.

### 2024-25 Schedule

- Southeast Missouri will play 31 games, including 15 at the Show Me Center in 2024-25.
- SEMO's non-conference slate is comprised of 11 matchups, eight of which are against NCAA Division I opponents.
- The Redhawks begin the season with back-to-back road games at Missouri Valley Conference member Bradley (Nov. 4) and Southeastern Conference member Vanderbilt (Nov. 10).
- SEMO hosts NAIA affiliate Crowley's Ridge College (Nov. 13) in its home-opener. Crowley's Ridge is one of three non-Division I teams making trips to Cape Girardeau along with St. Mary of the Woods (Dec. 15) and Westminster (Dec. 29).
- The rest of the Redhawks non-conference slate features games at Central Arkansas (Nov. 21), Lipscomb (Dec. 5) and former Ohio Valley Conference foe Murray State (Dec. 8), a neutral site contest against UNC Asheville (Nov. 22) in Conway, Arkansas and home matchups with Chattanooga (Nov. 17) and Kansas City (Nov. 30).
- SEMO opens its 20-game OVC schedule at home prior to Christmas against Eastern Illinois (Dec. 19) and SIU Edwardsville (Dec. 21).
- For the second-straight year the league membership includes 11 teams (Eastern Illinois, Lindenwood, Little Rock, Morehead State, SEMO, SIU Edwardsville, Southern Indiana, Tennessee State, Tennessee Tech, UT Martin and Western Illinois).
- In 2024-25, the Conference schedule switches to a true round-robin slate of 20 games (after being 18 games a season ago).

### Ohio Valley Conference Tournament

- The Ohio Valley Conference Board of Presidents voted to accept an agreement to hold the OVC Men's and Women's Basketball Championships at the Ford Center in Evansville, Indiana through the 2026 Championship.
- The agreement also includes an option for the 2027 Championship.
- The OVC Basketball Championships have been held in the venue since 2018. In September 2019, the OVC accepted a three-year agreement to continue hosting the event at the venue through 2023, and in December exercised an option for 2024.
- The Ford Center, which opened in

November 2011, is an 11,000-seat arena located in the core of Evansville's downtown district. The 290,000-square foot facility serves as home of Evansville Thunderbolts of the Southern Professional Hockey League and the University of Evansville men's basketball team. The Ford Center also serves as host to numerous sporting events and concerts on an annual basis.

- The OVC Basketball Tournament is the fourth-oldest Division I Championship in the country; the men's event will be held for the 60th time this year.
- The top eight men's and women's teams, based upon Conference winning percentage, automatically earn access to the OVC Basketball Championship. The OVC Basketball Championships feature 14 games of basketball action spanning four days as teams compete to capture the OVC title and earn a bid to the NCAA Tournament.



**CROWLEY'S RIDGE COLLEGE**  
**NOVEMBER 13**



# SOUTHEAST MISSOURI BASKETBALL NOTES



## CROWLEY'S RIDGE COLLEGE NOVEMBER 13

### 2024-25 SCHEDULE/RESULTS

#### November (0-2)

4	at Bradley	ESPN+	L, 60-88
10	at Vanderbilt		L, 76-85
13	Crowley's Ridge College	ESPN+	6:30 p.m.
17	Chattanooga	ESPN+	2 p.m.
21	at Central Arkansas		6:30 p.m.
22	vs. UNC Asheville!		TBA
30	Kansas City	ESPN+	7:30 p.m.

#### December (0-0, 0-0 OVC)

5	at Lipscomb		11 a.m.
8	at Murray State		3 p.m.
15	Saint Mary of the Woods	ESPN+	2 p.m.
19	Eastern Illinois*	ESPN+	7:30 p.m.
21	SIU Edwardsville*	ESPN+	3:45 p.m.
29	Westminster	ESPN+	2 p.m.

#### January (0-0, 0-0 OVC)

2	at Tennessee State*	ESPN+	7:30 p.m.
4	at UT Martin*	ESPN+	3:30 p.m.
9	Southern Indiana*	ESPN+	7:30 p.m.
11	Morehead State*	ESPN+	3:45 p.m.
14	Little Rock*	ESPN+	7:30 p.m.
16	at Tennessee Tech*	ESPN+	7:30 p.m.
23	at Lindenwood*	ESPN+	7:30 p.m.
25	at Western Illinois*	ESPN+	3:30 p.m.
30	UT Martin*	ESPN+	7:30 p.m.

#### February (0-0, 0-0 OVC)

1	Tennessee State*	ESPN+	3:45 p.m.
6	at Morehead State*	ESPN+	6:30 p.m.
8	at Southern Indiana*	ESPN+	7:30 p.m.
11	at Little Rock*	ESPN+	7 p.m.
15	Tennessee Tech*	ESPN+	3:45 p.m.
20	Western Illinois*	ESPN+	7:30 p.m.
22	Lindenwood*	ESPN+	3:45 p.m.
27	at SIU Edwardsville*	ESPN+	7:30 p.m.

#### March (0-0, 0-0 OVC)

1	at Eastern Illinois*	ESPN+	3:30 p.m.
5	OVC Tournament	First Round	Evansville, Ind.
6	OVC Tournament	Quarterfinals	Evansville, Ind.
7	OVC Tournament	Semifinals	Evansville, Ind.
8	OVC Tournament	Championship	Evansville, Ind.

All games broadcast live on the radio at Real Rock 99.3 FM. All times Central and Subject to Change; Home Games in **Bold**; \* - Denotes Ohio Valley Conference Game ! - Game played in Conway, Ark.

### PROBABLE STARTERS



Guard  
5-10 / 170 / Jr.  
St. Louis, Mo. / Indiana State

1

## ROB MARTIN

- Started 30 of 33 games in his career.
- Leads the team with seven assists and is third on the team with 7.5 points per game.
- Scored double figures a team-high 19 times in his career.
- Transferred to SEMO from Indiana State.




Guard  
6-0 / 195 / So.  
St. Louis, Mo. / Chaminade

2

## BJ WARD

- Southeast Missouri's top scorer with 19.5 points per game.
- Dropped in a career-high 22 points in his first start of the season at Vanderbilt (11/10).
- Made a team-high nine 3-pointers in two games this year.



Guard  
6-5 / 200 / Jr.  
Donaldsonville, La. / Highland CC

4

## TROY COLE, JR.

- Started the first two games of the season.
- Was Highland Community College's top scorer with 16.5 points per game in 2023-24.
- Shot 49.7 percent (186-of-374) from the field.
- Ranked second on the team in assists (95) and steals (50).
- Played his freshman season at Blackburn College, where he averaged 15.2 points per contest.



Guard  
6-2 / 175 / Sr.  
Blytheville, Ark. / Indiana State

10

## TEDDY WASHINGTON, JR.

- Started two games.
- Ranks second on the team in scoring (11.5 ppg) and is Southeast Missouri's top rebounder (5.0 rpg).
- Registered double figures for the first time this season with 19 second-half points at Vanderbilt (11/10).
- One of six transfers on this year's roster.
- Joined Southeast Missouri from Texas A&M-Corpus Christi, where he saw action in 27 games and made one start in 2023-24.
- Ranked second on the team with 37 steals and had 10 multi-steal games.



Forward  
6-7 / 215 / Jr.  
Santa Monica, Calif. / Pensacola State College

15

## BRENDAN TERRY

- Started the first two games.
- Scored seven points in his first career Division I start at Bradley (11/4).
- Played two seasons at Pensacola State College.
- As a sophomore, started 20 games and averaged 7.7 points and seven rebounds as the team's top rebounder and fourth-leading scorer.
- Was a three-year starter at Crossroads High School.
- Won a State Championship in 2018 and averaged 17.3 points per game as a senior.

**SEMO**  
BASKETBALL



## MEDIA INFORMATION

### Strategic Communications

The Southeast Missouri Strategic Communications Office is always willing to assist the media with their coverage of Redhawk basketball. All media and credential requests should be made to Associate Director of Athletics Jeff Honza. Should you need any information, feel free to call anytime, day or night. Honza can be reached at (573) 651-2933 (work) or (618) 528-1145 (mobile).

### In-Season Interview Policy

All of Southeast Missouri's basketball student-athletes and coaches will be available to the media throughout the 2024-25 season. Interviews should be arranged through the Southeast Missouri Strategic Communications Office. Interviews with players and coaches will be conducted either before or after practices during the season. Please let the Strategic Communications Office know if you plan to attend practice. Practices are held at either the Show Me Center or Student Recreation Center.

### Credentials

Credentials are required for entrance to the Show Me Center. To request season or single-game credentials, please contact Jeff Honza in the Southeast Missouri Strategic Communications Office by phone at (573) 651-2933 or email at [redhawk1@me.com](mailto:redhawk1@me.com) / [jhonza@semo.edu](mailto:jhonza@semo.edu). Credentials can be picked up at the NCAA Pass Gate located at the Southeast entrance of the Show Me Center. Southeast Missouri follows the guidelines set forth by the NCAA governing the issuance of credentials. Press credentials will be issued to accredited sports writers of daily and weekly newspapers. Photo passes will be issued to accredited members of the photo media working for newspapers and television stations. All credential requests should come from sports editors, directors or anchors. Spouses, dates and minors will not be permitted on Press Row or in the press areas at the Show Me Center. Any unauthorized use of credentials will result in revocation of credentials issued by Southeast Missouri State University and credential requests will not be honored for future SEMO athletic events.

### Press Row

Media will be assigned seats courtside on the north side of the Show Me Center. Press Row is reserved for working media



only. Professional decorum is expected at all times. Cheering or outward expression is strictly prohibited.

### SEMORedhawks.com

Southeast Missouri's official athletics website is updated daily with information on all 15 sports available. Complete schedules, results, coaches and player bios, and other information can be accessed.

### Postgame Interviews

The Southeast Missouri Strategic Communications staff will make requested student-athletes available to the media at the conclusion of each game. Head Coach Brad Korn's first postgame responsibility after meeting with the team is his live radio show. Korn and selected student-athletes will address the media after every game and the opposing head coach will be available upon request. Korn will address any media immediately after his postgame radio obligation with the Redhawks Radio Network.

### Photographers/Videographers

Photographers and videographers working the floor level at the Show Me Center are required to shoot from behind the dash lines along the baselines and must sit on the floor in those areas. The Strategic Communications Department may identify other positions off the court where

photographers/videographers may work, provided the view is not blocked for fans. At no time may photographers/videographers work directly from behind the official scorer's table and team benches, and in front of any courtside signage. No tripods may be placed on or beside the court and flash photography is strictly prohibited.

### Live Stats

StatBroadcast Live is the exclusive live statistics platform of Southeast Missouri basketball. Live stats can be accessed at [Statb.us/I/SEMO](http://Statb.us/I/SEMO).

### Visiting Radio

A courtesy ethernet line is available for official visiting team radio use at the Show Me Center. If additional lines are needed, they must be secured by calling (573) 651-2275 at least one week in advance. Space along with ethernet lines and multiple live camera angles will be provided. Contact Jeff Honza for more information.

### Press Row Services

The Show Me Center is equipped with wireless internet. A member of the Strategic Communications staff will provide login information. Full statistical packets will be available following each game.





**CROWLEY'S RIDGE COLLEGE**  
**NOVEMBER 13**

**HEAD COACH BRAD KORN**



**Head Coach**  
**Fifth Year**  
**Southern Illinois, 2004**



## BRAD KORN

### Korn File

**Hometown:** Plano, Ill.

**Birthdate:** August 22, 1981

**Alma Mater:** Southern Illinois, 2004

**Education:** Bachelor's Marketing (Southern Illinois); Master's in Administrative Studies (Missouri State)

**Date Hired:** March 23, 2020

**Family:** Wife - Kristin; Daughters - Brielyn, Ashtyn

### By the Numbers

- 53 overall wins.
- 31 Ohio Valley Conference victories.
- 19 wins in 2022-23, SEMO's most in a season since 1999-2000.
- 10 OVC wins in 2022-23, SEMO's most in a season since 1999-2000.
- 10 OVC Commissioner's Honor Roll selections.
- 6 OVC Freshman of the Week honorees.
- 5 OVC Players of the Week honorees.
- 4 OVC Newcomers of the Week honorees.
- 2 OVC First-Team selections.
- 2 OVC Second-Team selections.
- 2 OVC All-Tournament Team selections.
- 2 1,000-point scorers.
- 1 OVC Tournament Championship (2022-23).
- 1 NCAA Tournament Appearance (2022-23, First Four).
- 1 OVC Tournament Most Valuable Player.

### Career Highlights

- Officially hired as the seventh head coach in Southeast Missouri's NCAA Division I era on March 23, 2020.
- Began his first head coaching job in the middle of a COVID-19 pandemic during the 2020-21 season.
- Brought the national spotlight back on SEMO basketball when his 2022-23 team won the OVC Tournament title and advanced to the NCAA Tournament. It was the program's first OVC Tournament crown and NCAA Tournament appearance in over two decades.
- SEMO became the first #5 seed to ever win the OVC Tournament after winning four games in four days during the 2022-23 campaign. Along the way, the Redhawks knocked off the tourney's top two seeds in #1 Morehead State and #2 Tennessee Tech to claim the title.
- The Redhawks faced Texas A&M-Corpus Christi in the NCAA First Four on Mar. 14, 2023. SEMO's 2022-23 season ended with a close

75-71 loss in that game.

- SEMO snapped a streak of eight-straight losing seasons with its 19-17 record during 2022-23.
- It was the first time the Redhawks had both winning overall and OVC records in a season since 2004-05.
- The historic 2022-23 season received unprecedented media attention. Brad Korn and Chris Harris were featured in a live interview with Inside College Basketball studio hosts Clark Kellogg, Seth Davis, Greg Gumbel and Jay Wright on Selection Sunday prior to the Atlantic 10 Championship game.
- Became just the second head coach in SEMO basketball history to lead his team to back-to-back trips to the OVC Tournament semifinals (2021-22, 2022-23).
- The OVC Tournament semifinal appearance in 2021-22 was SEMO's first in 17 years.
- Academically, Korn's 2023-24 team completed the academic year with a 3.09 grade point average helping lift SEMO Athletics to a department record 3.44 spring GPA.

### Coaching Experience

- 2004-06 - Graduate Assistant, Southern Illinois
- 2006-12 - Assistant Coach, Southern Illinois
- 2012-13 - Director of Operations, Kansas State
- 2013-16 - Assistant Coach, Missouri State
- 2016-20 - Assistant Coach, Kansas State
- 2020-present - Head Coach, Southeast Missouri

### Previous Experience

- Korn spent five years at Big 12 Conference member Kansas State working four seasons as an assistant coach and one as the program's Director of Operations.
- In his final four years back at K-State after returning following a three-year stint at Missouri State, Korn helped the Wildcats to 82 wins and three-straight NCAA Tournaments.
- K-State posted consecutive 25-win campaigns for the first time in school history (2017-18, 2018-19).
- Spent one season on Bruce Weber's inaugural staff at K-State as Director of Operations, helping lead the Wildcats to a 27-8 record and their first-ever Big 12 regular-season title in 2012-13.
- Overall, Korn has 19 years of Division I coaching experience.
- Returned to Manhattan, Kansas in May, 2016 after three seasons at Missouri State, where he was an assistant coach under Paul Lusk.
- Before his first stint at K-State, Korn spent eight years at his alma mater, Southern Illinois, including his final six seasons as a full-time

**SEMO**  
**BASKETBALL**



**HEAD COACH BRAD KORN**

assistant under Chris Lowery.

- During his time at SIU, Korn helped lead the Salukis to a 145-116 record, four postseason appearances, two Missouri Valley Conference championships and one State Farm Missouri Valley Tournament title. The 2006-07 SIU team advanced to the Sweet 16 with Korn on the coaching staff.

**Playing Experience**

- Korn helped the Salukis through one of their greatest periods of success from 1999 to 2004.
- The squad went from 16 wins his redshirt-freshman season to three consecutive NCAA Tournament appearances under head coaches Bruce Weber and Matt Painter.
- He was part of three Missouri Valley Conference regular-season championships.
- The 6-foot-9 forward saw action in 121 games in his career, averaging 5.2 points and 2.3 rebounds in 14.5 minutes per game.
- As a senior, Korn averaged 9.7 points on 41 percent shooting with four rebounds and 1.9 assists in helping lead SIU to 25 wins and a 17-1 mark in MVC play.
- He was named to the MVC's Most Improved Team.

**KORN YEAR-BY-YEAR**

Year	School	Assignment	Record	Conf./Fin.	Postseason
2004-05	Southern Illinois	Graduate Asst.	27-8	15-3/1st	NCAA Second Round
2005-06	Southern Illinois	Graduate Asst.	22-11	12-6/2nd	NCAA First Round
2006-07	Southern Illinois	Assistant Coach	29-7	15-3/1st	NCAA Sweet 16
2007-08	Southern Illinois	Assistant Coach	18-15	11-7/3rd	NIT Second Round
2008-09	Southern Illinois	Assistant Coach	13-18	8-10/5th	-
2009-10	Southern Illinois	Assistant Coach	15-15	6-12/9th	-
2010-11	Southern Illinois	Assistant Coach	13-19	5-13/8th	-
2011-12	Southern Illinois	Assistant Coach	8-23	6-13/9th	-
2012-13	Kansas State	Dir. of Operations	27-8	14-4/1st	NCAA Second Round
2013-14	Missouri State	Assistant Coach	20-13	9-9/4th	CIT Tournament
2014-15	Missouri State	Assistant Coach	11-20	5-13/8th	-
2015-16	Missouri State	Assistant Coach	13-19	8-10/7th	-
2016-17	Kansas State	Assistant Coach	21-14	8-10/6th	NCAA First Round
2017-18	Kansas State	Assistant Coach	25-12	10-8/4th	NCAA Elite Eight
2018-19	Kansas State	Assistant Coach	25-9	14-4/1st	NCAA First Round
2019-20	Kansas State	Assistant Coach	11-21	3-15/10th	-
2020-21	Southeast Missouri	Head Coach	11-16	9-11/7th	-
2021-22	Southeast Missouri	Head Coach	14-18	8-9/4th	-
2022-23	Southeast Missouri	Head Coach	19-17	10-8/5th	OVC Tournament Champs NCAA First Four
2023-24	Southeast Missouri	Head Coach	9-22	4-14/10th	-
2024-25	Southeast Missouri	Head Coach	0-2		

**Overall Record:** 53-75  
**Record at SEMO:** 53-75, 31-42 Ohio Valley Conference (5 years)  
**Record as**  
**College Assistant:** 222-205  
**Record as**  
**Grad Assistant:** 49-19





**CROWLEY'S RIDGE COLLEGE**  
**NOVEMBER 13**

## ASSISTANT COACHES



Third Year  
Eastern Illinois, 2004

**ASSOCIATE HEAD COACH**



### J.R. REYNOLDS

- In his third year at Southeast Missouri.
- Spent his first two seasons as an assistant coach before being promoted to associate head coach on Sept. 9, 2024.
- Worked five years as an assistant coach at Miami (Ohio) and four seasons as an assistant at his alma mater, Eastern Illinois.
- Was a graduate assistant at Purdue, as well and began his coaching career at Southern Illinois College.



Second Year  
Missouri Baptist, 2013

**ASSISTANT COACH**



### LADON CHAMPAGNIE

- Enters his second year as a full-time assistant coach.
- Initially joined the Southeast Missouri staff as Director of Operations, where he spent two years.
- Worked five years as head boys basketball coach at Bishop DuBourg High School.
- Began his basketball coaching career at Westminster Christian Academy, where he spent four years.



Second Year  
Greenville College, 2016

**ASSISTANT COACH/OPERATIONS**



### RYAN STROHM

- Starts his second year at Southeast Missouri.
- Was elevated to assistant coach/operations on Sept. 9, 2024.
- Oversees team budgets, coordinates travel plans for away games and supervises managers, while providing support to academic programs and other areas in addition to his coaching duties.
- Coached at Huntington for three years before joining the SEMO staff.



First Year  
Purdue, 2013

**ASSISTANT COACH**



### DJ BYRD

- Newest addition to Southeast Missouri's coaching staff.
- Starts his first year at SEMO following a brief stint at Barry University and five years at Mercer University.
- Worked as a graduate assistant at Purdue, where he was a standout player.
- Saw action in 130 career games and scored 890 points helping lead Purdue to three NCAA Tournaments (2010, 2011, 2012).
- Was the Big Ten Conference Sixth Man of the Year in 2012.



## 2024-25 ROSTER



## Numerical

No.	Name	Pos.	Ht.	Wt.	Cl.	Hometown/High School/College
1	Rob Martin	G	5-10	170	Jr.	St. Louis, Mo./Christian Brothers/Indiana State
2	BJ Ward	G	6-0	195	So.	St. Louis, Mo./Chaminade College Prep School
3	Damarion Walkup	G	6-3	195	So.	Bowling Green, Ky./Warren Central/Olney Central College
4	Troy Cole, Jr.	G	6-5	200	Jr.	Donaldsonville, La./Donaldsonville/Highland CC
5	TJ Biel	G	6-7	205	Sr.	Calgary, Alberta, Canada/Edge School/Triton College
10	Teddy Washington, Jr.	G	6-2	175	Sr.	Blytheville, Ark./Blytheville/Texas A&M-Corpus Christi
15	Brendan Terry	F	6-7	215	Jr.	Santa Monica, Calif./Crossroads/Pensacola State College
18	David Idada	C	7-0	265	Jr.	Barendrecht, Netherlands/Golden State Prep
22	Saxton Hoepker	F	6-8	215	Jr.	Nashville, Ill./Nashville/Southwestern Illinois College
25	Jay Reynolds	G	6-4	190	Fr.	Cape Girardeau, Mo./Central H.S.
30	Elliot Lowndes	F	7-0	220	Jr.	Carbondale, Ill./Cobden/John A. Logan College
35	Mason Hanback	C	7-0	255	Jr.	Jackson, Tenn./Tennessee Prep
44	Braxton Stacker	G	6-5	205	Jr.	Fairview Heights, Ill./Cardinal Ritter/Murray State
55	Marques Bell	G	6-3	185	So.	Kansas City, Mo./Park Hill H.S.

## Alphabetical

No.	Name	Pos.	Ht.	Wt.	Cl.	Hometown/High School/College
55	Marques Bell	G	6-3	185	So.	Kansas City, Mo./Park Hill H.S.
5	TJ Biel	G	6-7	205	Sr.	Calgary, Alberta, Canada/Edge School/Triton College
4	Troy Cole, Jr.	G	6-5	200	Jr.	Donaldsonville, La./Donaldsonville/Highland CC
35	Mason Hanback	C	7-0	255	Jr.	Jackson, Tenn./Tennessee Prep
22	Saxton Hoepker	F	6-8	215	Jr.	Nashville, Ill./Nashville/Southwestern Illinois College
18	David Idada	C	7-0	265	Jr.	Barendrecht, Netherlands/Golden State Prep
30	Elliot Lowndes	F	7-0	220	Jr.	Carbondale, Ill./Cobden/John A. Logan College
1	Rob Martin	G	5-10	170	Jr.	St. Louis, Mo./Christian Brothers/Indiana State
25	Jay Reynolds	G	6-4	190	Fr.	Cape Girardeau, Mo./Central H.S.
44	Braxton Stacker	G	6-5	205	Jr.	Fairview Heights, Ill./Cardinal Ritter/Murray State
15	Brendan Terry	F	6-7	215	Jr.	Santa Monica, Calif./Crossroads/Pensacola State College
3	Damarion Walkup	G	6-3	195	So.	Bowling Green, Ky./Warren Central/Olney Central College
2	BJ Ward	G	6-0	195	So.	St. Louis, Mo./Chaminade College Prep School
10	Teddy Washington, Jr.	G	6-2	175	Sr.	Blytheville, Ark./Blytheville/Texas A&M-Corpus Christi

Head Coach: Brad Korn (Fifth Year)

Associate Head Coach: J.R. Reynolds (Third Year)

Assistant Coaches: LaDon Champagnie (Second Year), Ryan Strohm (Second Year), DJ Byrd (First Year)

Graduate Assistant: Sam Bledsoe Managers: Brett Hassel, Connor Cameron, Mason Oliver, Steven Creaghan

## Breakdown by Class

Total Squad Members.....	14
Seniors.....	2
Juniors.....	8
Sophomores.....	3
Freshmen.....	1

## Geographical

Arkansas.....	1
California.....	1
Canada.....	1
Illinois.....	3
Kentucky.....	1
Louisiana.....	1
Missouri.....	4
Netherlands.....	1
Tennessee.....	1

## By Position

Center.....	2
Forward.....	3
Guard.....	9

## Pronunciations

Marqueas Bell.....	mar-KEZ
TJ Biel.....	beel
Mason Hanback.....	hand-back
Saxton Hoepker.....	HEP-kerr
David Idada.....	EE-dah-dah
Ellot Lowndes.....	lown-dess

(down rhymes with town)



# SOUTHEAST MISSOURI BASKETBALL NOTES



**CROWLEY'S RIDGE COLLEGE**  
**NOVEMBER 13**

**2024-25 RADIO/TV ROSTER**



**1** | **Rob Martin**  
G / 5-10 / 170 / Jr.  
St. Louis, Mo.



**2** | **BJ Ward**  
G / 6-0 / 195 / So.  
St. Louis, Mo.



**3** | **Damarion Walkup**  
G / 6-3 / 195 / So.  
Bowling Green, Ky.



**4** | **Troy Cole, Jr.**  
G / 6-5 / 200 / Jr.  
Donaldsonville, La.



**5** | **TJ Biel**  
G / 6-7 / 205 / Sr.  
Calgary, Alberta




**10** | **Teddy Washington, Jr.**  
G / 6-2 / 175 / Jr.  
Blytheville, Ark.



**15** | **Brendan Terry**  
F / 6-7 / 215 / Jr.  
Santa Monica, Calif.



**18** | **David Idada**  
C / 7-0 / 265 / Jr.  
Barendrecht, Netherlands



**22** | **Saxton Hoepker**  
F / 6-8 / 215 / Jr.  
Nashville, Ill.



**25** | **Jay Reynolds**  
G / 6-4 / 190 / Fr.  
Cape Girardeau, Mo.



**30** | **Elliot Lowndes**  
F / 7-0 / 220 / Jr.  
Carbondale, Ill.



**35** | **Mason Hanback**  
C / 7-0 / 255 / Jr.  
Jackson, Tenn.



**44** | **Braxton Stacker**  
G / 6-5 / 205 / Jr.  
Fairview Heights, Ill.



**55** | **Marqueas Bell**  
G / 6-3 / 185 / So.  
Kansas City, Mo.



**Brad Korn**  
Head Coach  
Fifth Year




**J.R. Reynolds**  
Associate Head Coach  
Third Year



**LaDon Champagnie**  
Assistant Coach  
Second Year



**Ryan Strohm**  
Assistant Coach/Operations  
Second Year



**DJ Byrd**  
Assistant Coach  
First Year



**Sam Bledsoe**  
Graduate Assistant  
First Year



**Brett Hassell**  
Manager



**Connor Cameron**  
Manager



**Mason Oliver**  
Manager



**Steven Creaghan**  
Manager

**SEMO**  
BASKETBALL





# SOUTHEAST MISSOURI BASKETBALL NOTES

**CROWLEY'S RIDGE COLLEGE**  
**NOVEMBER 13**



## 2024-25 OVERALL STATISTICS

### Game Records

Record	Overall	Home	Away	Neutral
ALL GAMES	0-2	0-0	0-2	0-0
CONFERENCE	0-0	0-0	0-0	0-0
NON-CONFERENCE	0-2	0-0	0-2	0-0

### Score by Periods

Team	1st	2nd	OT	TOT
Southeast Mo. St.	67	69	0	136
Opponents	86	87	0	173

### Team Box Score

No.	Player				Total		3-Point		F-Throw		Rebounds											
		GP-GS	MIN	AVG	FG-FGA	FG%	3FG-3FGA	3FG%	FT-FTA	FT%	OFF	DEF	TOT	AVG	PF	DQ	A	TO	BLK	STL	PTS	AVG
2	WARD, BJ	2-1	55:11	27.6	15-23	.652	9-12	.750	0-0	.000	0	1	1	0.5	6	0	6	2	0	3	39	19.5
10	WASHINGTON, JR., Teddy	2-2	61:57	31.0	10-32	.313	2-13	.154	1-2	.500	0	10	10	5.0	5	0	5	4	1	4	23	11.5
1	MARTIN, Rob	2-2	57:14	28.6	4-10	.400	0-1	.000	7-9	.778	1	2	3	1.5	6	0	7	0	0	0	15	7.5
5	BIEL, TJ	2-1	34:19	17.2	5-12	.417	4-7	.571	0-2	.000	2	8	10	5.0	4	0	1	4	2	0	14	7.0
3	WALKUP, Damarion	2-0	45:10	22.6	3-10	.300	2-7	.286	5-6	.833	2	5	7	3.5	2	0	2	4	0	1	13	6.5
15	TERRY, Brendan	2-2	33:06	16.6	5-8	.625	0-0	.000	1-4	.250	1	3	4	2.0	5	0	2	4	2	2	11	5.5
4	COLE, JR., Troy	2-2	29:46	14.9	5-12	.417	0-4	.000	0-0	.000	1	3	4	2.0	6	1	0	1	0	2	10	5.0
55	BELL, Marqueas	2-0	21:47	10.9	2-5	.400	1-2	.500	0-0	.000	0	2	2	1.0	3	0	1	3	0	0	5	2.5
18	IDADA, David	2-0	08:07	4.1	1-1	1.000	0-0	.000	0-0	.000	2	0	2	1.0	1	0	0	2	0	0	2	1.0
35	HANBACK, Mason	2-0	15:44	7.9	1-1	1.000	0-0	.000	0-0	.000	0	2	2	1.0	4	0	1	0	0	1	2	1.0
30	LOWNDES, Elliot	2-0	21:56	11.0	1-3	.333	0-1	.000	0-0	.000	1	5	6	3.0	4	0	1	1	0	0	2	1.0
22	HOEPKER, Saxton	2-0	15:43	7.9	0-3	.000	0-1	.000	0-0	.000	0	2	2	1.0	5	0	0	0	0	1	0	0.0
Team											3	3	6									
Total		2	400		52-120	.433	18-48	.375	14-23	.609	13	46	59	29.5	51	1	26	25	5	14	136	68.0
Opponents		2	400		55-119	.462	13-48	.271	50-66	.758	30	59	89	44.5	28	0	25	25	9	17	173	86.5

### Team Statistics

	SEMO	OPP
<b>Scoring</b>	<b>136</b>	<b>173</b>
Points per game	68.0	86.5
Scoring margin	-18.5	-
<b>Field goals-att</b>	<b>52-120</b>	<b>55-119</b>
Field goal pct	.433	.462
<b>3 point fg-att</b>	<b>18-48</b>	<b>13-48</b>
3-point FG pct	.375	.271
3-pt FG made per game	9.0	6.5
<b>Free throws-att</b>	<b>14-23</b>	<b>50-66</b>
Free throw pct	.609	.758
F-Throws made per game	7.0	25.0
<b>Rebounds</b>	<b>59</b>	<b>89</b>
Rebounds per game	29.5	44.5
Rebounding margin	-15.0	-
<b>Assists</b>	<b>26</b>	<b>25</b>
Assists per game	13.0	12.5
<b>Turnovers</b>	<b>25</b>	<b>25</b>
Turnovers per game	12.5	12.5
Turnover margin	0.0	-
Assist/turnover ratio	1.0	1.0
<b>Steals</b>	<b>14</b>	<b>17</b>
Steals per game	7.0	8.5
<b>Blocks</b>	<b>5</b>	<b>9</b>
Blocks per game	2.5	4.5
<b>Winning streak</b>	<b>0</b>	<b>-</b>
Home win streak	0	-
<b>Attendance</b>	<b>0</b>	<b>10714</b>
Home games-Avg/Game	0-0	2-5357
Neutral site-Avg/Game	-	0-0

### Team Results

Date	Opponent		Score	Att.
11/04/2024	at Bradley	L	60-88	5014
11/10/2024	at Vanderbilt	L	76-85	5700

# SOUTHEAST MISSOURI BASKETBALL NOTES



**CROWLEY'S RIDGE COLLEGE**  
**NOVEMBER 13**

**2023-24 FINAL OVC STATISTICS**

## Game Records

Record	Overall	Home	Away	Neutral
ALL GAMES	4-14	3-6	1-8	0-0
CONFERENCE	4-14	3-6	1-8	0-0
NON-CONFERENCE	0-0	0-0	0-0	0-0

## Score by Periods

Team	1st	2nd	OT	TOT
Southeast Mo. St.	543	611	19	1173
Opponents	626	678	17	1321

## Team Box Score

No.	Player				Total		3-Point		F-Throw		Rebounds											
		GP-GS	MIN	AVG	FG-FGA	FG%	3FG-3FGA	3FG%	FT-FTA	FT%	OFF	DEF	TOT	AVG	PF	DQ	A	TO	BLK	STL	PTS	AVG
1	MARTIN, Rob	18-15	496:44	27.6	86-203	.424	25-62	.403	37-41	.902	10	27	37	2.1	51	0	66	41	1	19	234	13.0
21	EARLEY, Josh	17-17	408:14	24.0	99-175	.566	0-0	.000	19-31	.613	31	74	105	6.2	21	0	11	24	7	4	217	12.8
3	SMART, Aquan	16-10	346:43	21.7	43-125	.344	4-26	.154	33-44	.750	3	46	49	3.1	51	1	32	27	4	15	123	7.7
44	STACKER, Braxton	17-14	362:53	21.3	38-85	.447	8-25	.320	42-48	.875	19	36	55	3.2	42	1	12	13	8	18	126	7.4
55	BELL, Marqueas	15-5	234:10	15.6	32-73	.438	5-14	.357	25-36	.694	4	38	42	2.8	16	0	17	15	1	10	94	6.3
11	EURSHER, Evan	18-9	429:38	23.9	36-118	.305	27-74	.365	4-4	1.000	14	49	63	3.5	31	0	16	12	1	8	103	5.7
4	LARSON, Adam	18-13	360:17	20.0	30-77	.390	20-53	.377	10-18	.556	7	21	28	1.6	25	0	9	9	5	6	90	5.0
33	BRANSON, Dylan	6-2	132:14	22.0	9-28	.321	0-9	.000	4-5	.800	12	12	24	4.0	24	3	10	10	0	5	22	3.7
2	WARD, BJ	17-2	273:54	16.1	25-82	.305	5-34	.147	6-11	.545	3	14	17	1.0	10	0	25	14	0	8	61	3.6
5	BIEL, TJ	18-2	301:44	16.8	19-63	.302	8-29	.276	14-22	.636	16	24	40	2.2	28	0	6	10	5	6	60	3.3
10	IDADA, David	16-1	142:44	8.9	10-20	.500	0-0	.000	8-20	.400	17	25	42	2.6	34	1	3	10	4	5	28	1.8
35	HANBACK, Mason	15-0	110:52	7.4	6-16	.375	0-0	.000	0-0	.000	8	14	22	1.5	22	0	1	10	5	0	12	0.8
22	ELKAMIL, Gavyn	5-0	24:54	5.0	1-3	.333	1-3	.333	0-0	.000	0	2	2	0.4	2	0	0	0	0	0	3	0.6
Team											12	13	25					6				
Total		18	3625		434-1068	.406	103-329	.313	202-280	.721	156	395	551	30.6	357	6	208	201	41	104	1173	65.2
Opponents		18	3625		462-1009	.458	90-309	.291	307-418	.734	169	489	658	36.6	276	7	218	224	65	110	1321	73.4

## Team Statistics

	SEMO	OPP
<b>Scoring</b>	<b>1173</b>	<b>1321</b>
Points per game	65.2	73.4
Scoring margin	-8.2	-
<b>Field goals-att</b>	<b>434-1068</b>	<b>462-1009</b>
Field goal pct	.406	.458
<b>3 point fg-att</b>	<b>103-329</b>	<b>90-309</b>
3-point FG pct	.313	.291
3-pt FG made per game	5.7	5.0
<b>Free throws-att</b>	<b>202-280</b>	<b>307-418</b>
Free throw pct	.721	.734
F-Throws made per game	11.2	17.1
<b>Rebounds</b>	<b>551</b>	<b>658</b>
Rebounds per game	30.6	36.6
Rebounding margin	-5.9	-
<b>Assists</b>	<b>208</b>	<b>218</b>
Assists per game	11.6	12.1
<b>Turnovers</b>	<b>201</b>	<b>224</b>
Turnovers per game	11.2	12.4
Turnover margin	+1.3	-
Assist/turnover ratio	1.0	1.0
<b>Steals</b>	<b>104</b>	<b>110</b>
Steals per game	5.8	6.1
<b>Blocks</b>	<b>41</b>	<b>65</b>
Blocks per game	2.3	3.6
<b>Winning streak</b>	<b>1</b>	<b>-</b>
Home win streak	0	-
<b>Attendance</b>	<b>12266</b>	<b>15280</b>
Home games-Avg/Game	9-1363	9-1698
Neutral site-Avg/Game	-	0-0

## Team Results

Date	Opponent		Score	Att.
12/29/2023	Southern Ind.	Wot	93-91	1470
12/31/2023	Morehead St.	L	64-83	1849
01/04/2024	at Western Ill.	L	61-68	629
01/11/2024	Lindenwood	L	68-74	1175
01/13/2024	at Tennessee Tech	L	59-70	1210
01/20/2024	SIUE	W	52-47	2142
01/25/2024	at UT Martin	L	58-84	1521
01/27/2024	at Little Rock	L	61-66	1356
01/30/2024	at Lindenwood	L	54-58	1986
02/03/2024	Western Ill.	L	55-76	1060
02/08/2024	Tennessee Tech	W	88-69	1056
02/10/2024	Tennessee St.	L	74-77	1134
02/15/2024	at Eastern Ill.	L	57-75	1369
02/17/2024	at SIUE	L	76-80	2233
02/22/2024	Little Rock	L	61-83	1013
02/24/2024	UT Martin	L	72-82	1367
02/29/2024	at Morehead St.	L	50-72	3105
03/02/2024	at Southern Ind.	W	70-66	1871

# SOUTHEAST MISSOURI BASKETBALL NOTES

**CROWLEY'S RIDGE COLLEGE**  
**NOVEMBER 13**



## 2024-25 STATISTICS

### Comparison Game-by-Game (SEMO/Opponent)

Opponent	1st	2nd	Score	Mar	Total FG	FG Pct	3-Pointers	3FG Pct	Free Throws	FT Pct	Rebounds (Mar)	Assist	T/Over	Block	Steal	Fouls
Bradley	29/46	31/42	60-88	(28)	24-57/30-54	.421/.556	6-23/10-23	.261/.435	6-10/18-25	.600/.720	27/36 (9)	8/15	17/16	2/3	11/10	20/10
Vanderbilt	38/40	38/45	76-85	(9)	28-63/25-65	.444/.385	12-25/3-25	.480/120	8-13/32-41	.615/.780	32/53 (21)	18/10	8/9	3/6	3/7	31/18
Crowley's Ridge Coll.																
Chattanooga																
Central Arkansas																
UNC Asheville																
Kansas City																
Lipscomb																
Murray State																
St. Mary of the Woods																
Eastern Illinois																
SIU Edwardsville																
Westminster																
Tennessee State																
UT Martin																
Southern Indiana																
Morehead State																
Little Rock																
Tennessee Tech																
Lindenwood																
Western Illinois																
UT Martin																
Tennessee State																
Morehead State																
Southern Indiana																
Little Rock																
Tennessee Tech																
Western Illinois																
Lindenwood																
SIU Edwardsville																
Eastern Illinois																

### Points in the Paint, Second Chance Points, Points Off Turnovers, Fastbreak Points, Bench Points

Opponent	W/L	POINTS IN THE PAINT		2ND CHANCE POINTS		POINTS OFF TURNOVERS		FAST BREAK POINTS		BENCH POINTS	
		SEMO	OPP.	SEMO	OPP.	SEMO	OPP.	SEMO	OPP.	SEMO	OPP.
Bradley	L	26	34	9	11	19	25	5	12	37	37
Vanderbilt	L	22	42	0	22	8	12	2	2	16	33
Crowley's Ridge Coll.											
Chattanooga											
Central Arkansas											
UNC Asheville											
Kansas City											
Lipscomb											
Murray State											
St. Mary of the Woods											
Eastern Illinois											
SIU Edwardsville											
Westminster											
Tennessee State											
UT Martin											
Southern Indiana											
Morehead State											
Little Rock											
Tennessee Tech											
Lindenwood											
Western Illinois											
UT Martin											
Tennessee State											
Morehead State											
Southern Indiana											
Little Rock											
Tennessee Tech											
Western Illinois											
Lindenwood											
SIU Edwardsville											
Eastern Illinois											



**CROWLEY'S RIDGE COLLEGE**  
**NOVEMBER 13**

**2024-25 STATISTICS**

**Game-by-Game Leaders**

Opponent	W/L	Score	Points	Rebounds	Assists	Blocks	Steals
Bradley	L	60-88	Ward - 17	Washington, Jr. - 5	Martin - 3	Terry, Biel - 1	Ward - 3
Vanderbilt	L	76-85	Ward - 22	Biel - 6	Ward - 5	Terry, Washington, Biel - 1	Washington, Jr. - 2
Crowley's Ridge Coll.							
Chattanooga							
Central Arkansas							
UNC Asheville							
Kansas City							
Lipscomb							
Murray State							
St. Mary of the Woods							
Eastern Illinois							
SIU Edwardsville							
Westminster							
Tennessee State							
UT Martin							
Southern Indiana							
Morehead State							
Little Rock							
Tennessee Tech							
Lindenwood							
Western Illinois							
UT Martin							
Tennessee State							
Morehead State							
Southern Indiana							
Little Rock							
Tennessee Tech							
Western Illinois							
Lindenwood							
SIU Edwardsville							
Eastern Illinois							





2024-25 STATISTICS

Game-by-Game Starters

Opponent	W/L	Score	Guard	Guard	Guard	Guard/Forward	Forward/Center	First Man Off the Bench
Bradley	L	60-88	Martin	Biel	Cole, Jr.	Washington, Jr., G	Terry, F	Ward, 17 pts., 3 steals, 21 min.
Vanderbilt	L	76-85	Martin	Ward	Cole, Jr.	Washington, Jr., G	Terry, F	Lowndes, 2 pts., 2 reb., 10 min.
Crowley's Ridge Coll.								
Chattanooga								
Central Arkansas								
UNC Asheville								
Kansas City								
Lipscomb								
Murray State								
St. Mary of the Woods								
Eastern Illinois								
SIU Edwardsville								
Westminster								
Tennessee State								
UT Martin								
Southern Indiana								
Morehead State								
Little Rock								
Tennessee Tech								
Lindenwood								
Western Illinois								
UT Martin								
Tennessee State								
Morehead State								
Southern Indiana								
Little Rock								
Tennessee Tech								
Western Illinois								
Lindenwood								
SIU Edwardsville								
Eastern Illinois								

Starting Lineup Combinations

Record	Guard	Guard	Guard	Guard/Forward	Forward/Center
0-1	Martin	Biel	Cole, Jr.	Washington, Jr., G	Terry, F
0-1	Martin	Ward	Cole, Jr.	Washington, Jr., G	Terry, F

## SOUTHEAST MISSOURI BASKETBALL NOTES



**CROWLEY'S RIDGE COLLEGE**  
**NOVEMBER 13**

**2024-25 STATISTICS**

**Team Game-by-Game Statistics**

	Score	FG-A	Pct.	3FG-A	Pct.	FT-A	Pct.	OFF	DEF	Total	F	A	TO	B	S
<b>Southeast Missouri</b>	<b>L, 60-88</b>	<b>24-57</b>	<b>.421</b>	<b>6-23</b>	<b>.261</b>	<b>6-10</b>	<b>.600</b>	<b>9</b>	<b>18</b>	<b>27</b>	<b>20</b>	<b>8</b>	<b>17</b>	<b>2</b>	<b>11</b>
Bradley		30-54	.556	10-23	.435	18-25	.720	10	26	36	10	15	16	3	10
<b>Southeast Missouri</b>	<b>L, 76-85</b>	<b>28-63</b>	<b>.444</b>	<b>12-25</b>	<b>.480</b>	<b>8-13</b>	<b>.615</b>	<b>4</b>	<b>28</b>	<b>32</b>	<b>31</b>	<b>18</b>	<b>8</b>	<b>3</b>	<b>3</b>
Vanderbilt		25-65	.385	3-25	.120	32-41	.780	20	33	53	18	10	9	6	7
<b>Southeast Missouri</b>															
Crowley's Ridge Coll.															
<b>Southeast Missouri</b>															
Chattanooga															
<b>Southeast Missouri</b>															
Central Arkansas															
<b>Southeast Missouri</b>															
UNC Asheville															
<b>Southeast Missouri</b>															
Kansas City															
<b>Southeast Missouri</b>															
Lipscomb															
<b>Southeast Missouri</b>															
Murray State															
<b>Southeast Missouri</b>															
St. Mary of the Woods															
<b>Southeast Missouri</b>															
Eastern Illinois															
<b>Southeast Missouri</b>															
SIU Edwardsville															
<b>Southeast Missouri</b>															
Westminster															
<b>Southeast Missouri</b>															
Tennessee State															
<b>Southeast Missouri</b>															
UT Martin															
<b>Southeast Missouri</b>															
Southern Indiana															
<b>Southeast Missouri</b>															
Morehead State															
<b>Southeast Missouri</b>															
Little Rock															
<b>Southeast Missouri</b>															
Tennessee Tech															
<b>Southeast Missouri</b>															
Lindenwood															
<b>Southeast Missouri</b>															
Western Illinois															
<b>Southeast Missouri</b>															
UT Martin															
<b>Southeast Missouri</b>															
Tennessee State															
<b>Southeast Missouri</b>															
Morehead State															
<b>Southeast Missouri</b>															
Southern Indiana															
<b>Southeast Missouri</b>															
Little Rock															
<b>Southeast Missouri</b>															
Tennessee Tech															
<b>Southeast Missouri</b>															
Western Illinois															
<b>Southeast Missouri</b>															
Lindenwood															
<b>Southeast Missouri</b>															
SIU Edwardsville															
<b>Southeast Missouri</b>															
Eastern Illinois															



## 2024-25 STATISTICS

2024-25 Game-by-Game Leaders  
Summary (# of Games)+

## Points

BJ Ward.....	2
--------------	---

## Rebounds

Teddy Washington, Jr.....	1
TJ Biel .....	1

## Assists

Rob Martin.....	1
BJ Ward.....	1

## Blocks

TJ Biel .....	2
Brendan Terry .....	2
Teddy Washington, Jr.....	1

## Steals

BJ Ward.....	1
Teddy Washington, Jr.....	1

## Dunks (# for 2024-25 Season)

Mason Hanback.....	1
--------------------	---

## Games Played/Started

	2024-25	Career
Mason Hanback	2/0	38/0
Braxton Stacker	-	30/26
Rob Martin	2/2	33/30
David Idada	2/0	32/4
TJ Biel	2/1	32/6
BJ Ward	2/1	31/3
Marqueas Bell	2/0	27/5
Troy Cole, Jr.	2/2	2/2
Teddy Washington, Jr.	2/2	2/2
Brendan Terry	2/2	2/2
Damarion Walkup	2/0	2/0
Saxton Hoepker	2/0	2/0
Elliot Lowndes	2/0	2/0

## Career Ledger

## Double-Digit Point Games

	2024-25	Career
Rob Martin.....	-	19
Braxton Stacker .....	-	7
TJ Biel .....	1	5
BJ Ward.....	2	5
Marqueas Bell.....	-	4
Damarion Walkup.....	1	1
Teddy Washington, Jr.....	1	1

## Double-Digit Rebound Games

	2024-25	Career
David Idada.....	-	2

## 20+ Point Games

	2024-25	Career
Rob Martin.....	-	3
TJ Biel .....	-	1
BJ Ward.....	1	1

## 8+ Rebound Games

	2024-25	Career
David Idada.....	-	3
TJ Biel .....	-	2

## 5+ Assist Games

	2024-25	Career
Rob Martin.....	-	9
BJ Ward.....	1	4
Braxton Stacker .....	-	1

## 3+ Steal Games

	2024-25	Career
Rob Martin.....	-	3
BJ Ward.....	1	2
TJ Biel .....	-	1
Marqueas Bell.....	-	1
Braxton Stacker .....	-	1

## SEMO's 2024-25 Record:

At Home.....	0-0
On the Road.....	0-2
At Neutral Sites.....	0-0
In Ohio Valley Conference Games.....	0-0
In November.....	0-2
In December.....	0-0
In January.....	0-0
In February.....	0-0
In March.....	0-0
Leading at the Half .....	0-0
Trailing at the Half.....	0-2
Tied at the Half .....	0-0
In Overtime Games .....	0-0
The Redhawks Score First.....	0-1
In 1-4 Point Games.....	0-0
In 5-9 Point Games.....	0-1
In 10-14 Point Games.....	0-0
In 15+ Point Games.....	0-1
Leading with Five Minutes Left in Regulation.....	0-0
Trailing with Five Minutes Left in Regulation .....	0-2
Tied with Five Minutes Left in Regulation .....	0-0
Scoring Less than 50 Points .....	0-0
Scoring 50-59 Points.....	0-0
Scoring 60-69 Points.....	0-1
Scoring 70-79 Points.....	0-1
Scoring 80-89 Points.....	0-0
Scoring 90-99 Points.....	0-0
Scoring 100 or more Points.....	0-0
Giving up Less Than 50 Points.....	0-0
Giving up 50-59 Points.....	0-0
Giving up 60-69 Points .....	0-0
Giving up 70-79 Points .....	0-0
Giving up 80-89 Points.....	0-2
Giving up 90-99 Points .....	0-0
Giving up 100 or more Points.....	0-0
Shooting 50% or Better from the Field .....	0-0
Shooting Less Than 50% from the Field .....	0-2
Opponent Shoots 50% or Better from the Field.....	0-1
Opponent Shoots Less Than 50% from the Field.....	0-1
Outshooting Opponent.....	0-1
Outshot by Opponent.....	0-1
Field Goal Percentage is Tied.....	0-0
Shooting 50% or Better from 3-Point Range .....	0-1
Shooting Less Than 50% from 3-Point Range.....	0-1
Opponent Shoots 50% or Better from 3-Point Range.....	0-0
Opponent Shoots Less Than 50% from 3-Point Range.....	0-2
Shooting 50% or Better from the Free Throw Line.....	0-2
Shooting Less Than 50% from the Free Throw Line.....	0-0
Opponent Shoots 50% or Better from the Free Throw Line.....	0-2
Opponent Shoots Less Than 50% from the Free Throw Line.....	0-0
Shooting More Free Throws Than Opponent .....	0-0
Shooting Less Free Throws Than Opponent .....	0-2
Free Throws are Tied.....	0-0
SEMO's Starters Outscore Opponent's Starters.....	0-1
Opponent's Starters Outscore SEMO's Starters.....	0-1
Starter Scoring is Tied.....	0-0
Bench Outscores Opponent .....	0-0
Opponent Bench Outscores SEMO .....	0-1
Bench Scoring is Tied .....	0-1
Bench Contributes Double Figures in Points .....	0-2
No Redhawk Players Score Double Figures.....	0-0
Two Redhawk Players Score Double Figures.....	0-1
3+ Redhawk Players Score Double Figures .....	0-1
Outrebounding an Opponent.....	0-0
Opponent Outrebounds SEMO.....	0-2
Rebounds are Tied .....	0-0
Getting 10+ Assists.....	0-1
Getting 10+ Steals.....	0-1
Getting 5+ Blocks.....	0-0
Forcing more Turnovers than Opponent .....	0-1
Committing more Turnovers than Opponent.....	0-1
Turnovers are Tied.....	0-0



**CROWLEY'S RIDGE COLLEGE**  
**NOVEMBER 13**

**2024-25 REDHAWKS**



6-3 / 165 / So.  
 Kansas City, Mo.  
 Park Hill H.S.

**55**  
**GUARD**

## MARQUEAS BELL

### 2024-25 Notes

- Played in Southeast Missouri's first two games off the bench.
- Scored five points in his first action of the season at Bradley (11/4).
- Played 17 minutes and made 2-of-4 field goals in that game.
- Knocked down one 3-pointer and grabbed two rebounds against the Braves.

### Bell's Game-by-Game Statistics

2024-25	FG	3P	FT	O/D	REB	F	PTS	A	TO	B	S	M
at Bradley	2-4	1-2	0-0	0/2	2	2	5	1	2	0	0	17
at Vanderbilt	0-1	0-0	0-0	0/0	0	1	0	0	1	0	0	4
Crowley's Ridge Coll.												
Chattanooga												
at Central Arkansas												
vs. UNC Asheville												
Kansas City												
at Lipscomb												
at Murray State												
St. Mary of the Woods												
Eastern Illinois												
SIU Edwardsville												
Westminster												
at Tennessee State												
at UT Martin												
Southern Indiana												
Morehead State												
Little Rock												
at Tennessee Tech												
at Lindenwood												
at Western Illinois												
UT Martin												
Tennessee State												
at Morehead State												
at Southern Indiana												
at Little Rock												
Tennessee Tech												
Western Illinois												
Lindenwood												
at SIU Edwardsville												
at Eastern Illinois												

• - Game Started

### 2024-25 SEASON-HIGHS

Points	5	at Bradley (11/4/24)
Total Rebounds	2	at Bradley (11/4/24)
Offensive Rebounds	-	-
Defensive Rebounds	2	at Bradley (11/4/24)
Field Goals Made	2	at Bradley (11/4/24)
Field Goals Attempted	4	at Bradley (11/4/24)
3-Point Field Goals Made	1	at Bradley (11/4/24)
3-Point Field Goals Attempted	2	at Bradley (11/4/24)
Free Throws Made	-	-
Free Throws Attempted	-	-
Assists	1	at Bradley (11/4/24)
Blocks	-	-
Steals	-	-
Minutes	17	at Bradley (11/4/24)

### CAREER-HIGHS

Points	18	at SIU Edwardsville (2/17/24)
Total Rebounds	7	vs. UT Martin (2/24/24)
Offensive Rebounds	1	3x, last vs. Little Rock (2/22/24)
Defensive Rebounds	7	vs. UT Martin (2/24/24)
Field Goals Made	7	at SIU Edwardsville (2/17/24)
Field Goals Attempted	11	at Eastern Illinois (2/15/24)
3-Point Field Goals Made	2	at SIU Edwardsville (2/17/24)
3-Point Field Goals Attempted	3	at SIU Edwardsville (2/17/24)
Free Throws Made	6	vs. Little Rock (2/22/24)
Free Throws Attempted	9	vs. Little Rock (2/22/24)
Assists	6	vs. UT Martin (2/24/24)
Blocks	1	at SIU Edwardsville (2/17/24)
Steals	3	at SIU Edwardsville (2/17/24)
Minutes	31	vs. UT Martin (2/24/24)

### Bell's Career Statistics at Southeast Missouri

#### Overall

Season	G-GS	Min	Avg	FG-FGA	Pct	3FG-3FGA	Pct	FT-FTA	Pct	Off	Def	Tot	Avg	PF	FO	A	TO	Blk	Stl	Pts	Avg
2023-24	25-5	297	11.9	42-96	.438	6-19	.316	30-45	.667	4	51	55	2.2	24	0	19	19	1	12	120	4.8
2024-25	2-0	21	10.5	2-5	.400	1-2	.500	0-0	.000	0	2	2	1.0	3	0	1	3	0	0	5	2.5
Total	27-5	318	11.8	44-101	.436	7-21	.333	30-45	.667	4	53	57	2.1	27	0	20	22	1	12	125	4.6

#### Ohio Valley Conference Games Only

Season	G-GS	Min	Avg	FG-FGA	Pct	3FG-3FGA	Pct	FT-FTA	Pct	Off	Def	Tot	Avg	PF	FO	A	TO	Blk	Stl	Pts	Avg
2023-24	15-5	235	15.7	32-73	.438	5-14	.357	25-36	.694	4	38	42	2.8	16	0	17	15	1	10	94	6.3
2024-25																					
Total																					





## 2024-25 REDHAWKS



6-7 / 205 / Sr.  
Calgary, Alberta, Canada  
Edge School  
Triton College

**5**  
**GUARD**

**TJ BIEL****2024-25 Notes**

- Started the second-straight season-opener of his career at Bradley (11/4).
- Saw action in two games and scored double figures for the first time when he finished with 12 at Vanderbilt (11/10).
- Made a career-high four 3-pointers against the Commodores.
- Scored two points, grabbed four rebounds and one block in 13 minutes at Bradley (11/4).

**Biel's Game-by-Game Statistics**

2024-25	FG	3P	FT	O/D	REB	F	PTS	A	TO	B	S	M
at Bradley*	1-5	0-1	0-0	1/3	4	1	2	0	2	1	0	13
at Vanderbilt	4-7	4-6	0-2	1/5	6	3	12	1	2	1	0	21
Crowley's Ridge Coll.												
Chattanooga												
at Central Arkansas												
vs. UNC Asheville												
Kansas City												
at Lipscomb												
at Murray State												
St. Mary of the Woods												
Eastern Illinois												
SIU Edwardsville												
Westminster												
at Tennessee State												
at UT Martin												
Southern Indiana												
Morehead State												
Little Rock												
at Tennessee Tech												
at Lindenwood												
at Western Illinois												
UT Martin												
Tennessee State												
at Morehead State												
at Southern Indiana												
at Little Rock												
Tennessee Tech												
Western Illinois												
Lindenwood												
at SIU Edwardsville												
at Eastern Illinois												

• - Game Started

**2024-25 SEASON-HIGHS**

Points	12	at Vanderbilt (11/10/24)
Total Rebounds	6	at Vanderbilt (11/10/24)
Offensive Rebounds	1	2x, last at Vanderbilt (11/10/24)
Defensive Rebounds	5	at Vanderbilt (11/10/24)
Field Goals Made	4	at Vanderbilt (11/10/24)
Field Goals Attempted	7	at Vanderbilt (11/10/24)
3-Point Field Goals Made	4	at Vanderbilt (11/10/24)
3-Point Field Goals Attempted	6	at Vanderbilt (11/10/24)
Free Throws Made	-	-
Free Throws Attempted	2	at Vanderbilt (11/10/24)
Assists	1	at Vanderbilt (11/10/24)
Blocks	1	2x, last at Vanderbilt (11/10/24)
Steals	-	-
Minutes	21	at Vanderbilt (11/10/24)

**CAREER-HIGHS**

Points	23	at Purdue Fort Wayne (12/9/23)
Total Rebounds	9	vs. Bethel (1/6/24)
Offensive Rebounds	4	at Butler (11/10/23)
Defensive Rebounds	8	2x, last vs. Bethel (1/6/24)
Field Goals Made	8	at Purdue Fort Wayne (12/9/23)
Field Goals Attempted	11	at Purdue Fort Wayne (12/9/23)
3-Point Field Goals Made	4	at Vanderbilt (11/10/24)
3-Point Field Goals Attempted	7	at Vanderbilt (11/10/24)
Free Throws Made	7	at Purdue Fort Wayne (12/9/23)
Free Throws Attempted	9	at Purdue Fort Wayne (12/9/23)
Assists	2	vs. Central Arkansas (11/20/23)
Blocks	2	at Lindenwood (1/30/24)
Steals	4	vs. Missouri Baptist (12/3/23)
Minutes	29	at Purdue Fort Wayne (12/9/23)

**Biel's Career Statistics at Southeast Missouri****Overall**

Season	G-GS	Min	Avg	FG-FGA	Pct	3FG-3FGA	Pct	FT-FTA	Pct	Off	Def	Tot	Avg	PF	FO	A	TO	Blk	Stl	Pts	Avg
2023-24	30-5	522	17.4	49-121	.405	12-49	.245	38-55	.691	29	58	87	2.9	52	0	12	19	8	11	148	4.9
2024-25	2-1	34	17.0	5-12	.417	4-7	.571	0-2	.000	2	8	10	5.0	4	0	1	4	2	0	14	7.0
Total	32-6	556	17.4	54-133	.406	16-56	.286	38-57	.667	31	66	97	3.0	56	0	13	23	10	11	162	5.1

**Ohio Valley Conference Games Only**

Season	G-GS	Min	Avg	FG-FGA	Pct	3FG-3FGA	Pct	FT-FTA	Pct	Off	Def	Tot	Avg	PF	FO	A	TO	Blk	Stl	Pts	Avg
2023-24	18-2	300	16.7	19-63	.302	8-29	.276	14-22	.636	16	24	40	2.2	28	0	6	10	5	6	60	3.3
2024-25																					
Total																					



**CROWLEY'S RIDGE COLLEGE**  
**NOVEMBER 13**

**2024-25 REDHAWKS**



6-5 / 200 / Jr.  
Donaldsonville, La.  
Donaldsonville H.S.  
Highland CC

**4**  
**GUARD**

## TROY COLE, JR.

### 2024-25 Notes

- Made his first career NCAA Division I start at Bradley (11/4).
- Started Southeast Missouri's first two games.
- Had six points and three rebounds at Vanderbilt (11/10).
- Before that, he scored four points, had one rebound and added a steal in 18 minutes at Bradley (11/4).

### Prior to Southeast Missouri

- Was Highland Community College's top scorer with 16.5 points per game in 2023-24.
- Started all 33 games shooting 49.7 percent (186-of-374) from the field. Made just under 40 percent (39.5) of his 3-point attempts (45-of-114).
- Ranked second on the team in assists (95) and steals (50).
- Played his freshman season at Blackburn College in 2022-23, averaging 15.2 points per game and shooting 51.9 percent from the field.
- Attended Donaldsonville High School and averaged 18.2 points per game as a senior.
- Was voted Most Valuable Player on the football team as a running back.

### Cole, Jr.'s Game-by-Game Statistics

2024-25	FG	3P	FT	O/D	REB	F	PTS	A	TO	B	S	M
at Bradley*	2-5	0-2	0-0	0/1	1	1	4	0	1	0	1	18
at Vanderbilt*	3-7	0-2	0-0	1/2	3	5	6	0	0	0	1	13
Crowley's Ridge Coll.												
Chattanooga												
at Central Arkansas												
vs. UNC Asheville												
Kansas City												
at Lipscomb												
at Murray State												
St. Mary of the Woods												
Eastern Illinois												
SIU Edwardsville												
Westminster												
at Tennessee State												
at UT Martin												
Southern Indiana												
Morehead State												
Little Rock												
at Tennessee Tech												
at Lindenwood												
at Western Illinois												
UT Martin												
Tennessee State												
at Morehead State												
at Southern Indiana												
at Little Rock												
Tennessee Tech												
Western Illinois												
Lindenwood												
at SIU Edwardsville												
at Eastern Illinois												

• - Game Started

### 2024-25 SEASON/CAREER-HIGHS

Points	6	at Vanderbilt (11/10/24)
Total Rebounds	3	at Vanderbilt (11/10/24)
Offensive Rebounds	1	at Vanderbilt (11/10/24)
Defensive Rebounds	2	at Vanderbilt (11/10/24)
Field Goals Made	3	at Vanderbilt (11/10/24)
Field Goals Attempted	7	at Vanderbilt (11/10/24)
3-Point Field Goals Made	-	-
3-Point Field Goals Attempted	2	2x, last at Vanderbilt (11/10/24)
Free Throws Made	-	-
Free Throws Attempted	-	-
Assists	-	-
Blocks	-	-
Steals	1	2x, last at Vanderbilt (11/10/24)
Minutes	18	at Bradley (11/4/24)

### +Cole, Jr.'s Career Statistics at Southeast Missouri

Overall																	
Season	G-GS	Min	Avg	FG-FGA	Pct	3FG-3FGA	Pct	FT-FTA	Pct	Off	Def	Tot	Avg	PF	FO	A	TO
2024-25	2-2	31	15.5	5-12	.417	0-4	.000	0-0	.000	1	3	4	2.0	6	1	0	1
Ohio Valley Conference Games Only																	
Season	G-GS	Min	Avg	FG-FGA	Pct	3FG-3FGA	Pct	FT-FTA	Pct	Off	Def	Tot	Avg	PF	FO	A	TO
2024-25																	



## 2024-25 REDHAWKS



7-0 / 245 / Jr.  
Jackson, Tenn.  
Tennessee Prep

**35**  
**CENTER**

# MASON HANBACK

## 2024-25 Notes

- Came off the bench in Southeast Missouri's first two games.
- Scored two points in eight minutes during the season-opener at Bradley (11/4).
- Had two rebounds and one assist in eight minutes at Vanderbilt (11/10).

## Hanback's Game-by-Game Statistics

2024-25	FG	3P	FT	O/D	REB	F	PTS	A	TO	B	S	M
at Bradley	1-1	0-0	0-0	0/0	0	1	2	0	0	0	1	8
at Vanderbilt	0-0	0-0	0-0	0/2	2	2	0	1	0	0	0	8
Crowley's Ridge Coll.												
Chattanooga												
at Central Arkansas												
vs. UNC Asheville												
Kansas City												
at Lipscomb												
at Murray State												
St. Mary of the Woods												
Eastern Illinois												
SIU Edwardsville												
Westminster												
at Tennessee State												
at UT Martin												
Southern Indiana												
Morehead State												
Little Rock												
at Tennessee Tech												
at Lindenwood												
at Western Illinois												
UT Martin												
Tennessee State												
at Morehead State												
at Southern Indiana												
at Little Rock												
Tennessee Tech												
Western Illinois												
Lindenwood												
at SIU Edwardsville												
at Eastern Illinois												

• - Game Started

## 2024-25 SEASON-HIGHS

Points	2	at Bradley (11/4/24)
Total Rebounds	2	at Vanderbilt (11/10/24)
Offensive Rebounds	-	-
Defensive Rebounds	2	at Vanderbilt (11/10/24)
Field Goals Made	1	at Bradley (11/4/24)
Field Goals Attempted	1	at Bradley (11/4/24)
3-Point Field Goals Made	-	-
3-Point Field Goals Attempted	-	-
Free Throws Made	-	-
Free Throws Attempted	-	-
Assists	1	at Vanderbilt (11/10/24)
Blocks	-	-
Steals	1	at Bradley (11/4/24)
Minutes	8	2x, last at Vanderbilt (11/10/24)

## CAREER-HIGHS

Points	8	vs. Eastern Illinois (2/16/23)
Total Rebounds	4	3x, last at Eastern Illinois (2/15/24)
Offensive Rebounds	2	4x, last at Eastern Illinois (2/15/24)
Defensive Rebounds	3	vs. Harris-Stowe (12/6/23)
Field Goals Made	4	vs. Eastern Illinois (2/16/23)
Field Goals Attempted	5	vs. Lindsey Wilson (2/17/23)
3-Point Field Goals Made	-	-
3-Point Field Goals Attempted	-	-
Free Throws Made	1	3x, last vs. Bethel (1/6/24)
Free Throws Attempted	2	2x, last vs. Bethel (1/6/24)
Assists	1	2x, last at Vanderbilt (11/10/24)
Blocks	3	at Morehead State (1/14/23)
Steals	1	3x, last at Bradley (11/4/24)
Minutes	20	vs. Harris-Stowe (12/6/23)

## Hanback's Career Statistics at Southeast Missouri

### Overall

Season	G-GS	Min	Avg	FG-FGA	Pct	3FG-3FGA	Pct	FT-FTA	Pct	Off	Def	Tot	Avg	PF	FO	A	TO	Blk	Stl	Pts	Avg
2022-23	10-0	49	4.9	8-9	.889	0-0	.000	2-3	.667	0	3	3	0.3	8	0	0	2	3	0	18	1.8
2023-24	26-0	231	8.9	22-37	.595	0-0	.000	1-4	.250	14	25	39	1.5	40	0	2	14	8	2	45	1.7
2024-25	2-0	16	8.0	1-1	1.000	0-0	.000	0-0	.000	0	2	2	1.0	4	0	1	0	0	1	2	1.0
Total	38-0	296	7.8	31-47	.660	0-0	.000	3-7	.429	14	30	44	1.2	52	0	3	16	11	3	65	1.7

### Ohio Valley Conference Games Only

Season	G-GS	Min	Avg	FG-FGA	Pct	3FG-3FGA	Pct	FT-FTA	Pct	Off	Def	Tot	Avg	PF	FO	A	TO	Blk	Stl	Pts	Avg
2022-23	5-0	30	6.0	6-7	.857	0-0	.000	0-0	.000	0	2	2	0.4	7	0	0	1	3	0	12	2.4
2023-24	15-0	113	7.5	6-16	.375	0-0	.000	0-0	.000	8	14	22	1.5	22	0	1	10	5	0	12	0.8
2024-25																					
Total	20-0	143	7.2	12-23	.522	0-0	.000	0-0	.000	8	16	24	1.2	29	0	1	11	8	0	24	1.2



CROWLEY'S RIDGE COLLEGE  
NOVEMBER 13

2024-25 REDHAWKS



6-8 / 215 / Jr.  
Nashville, Ill.  
Nashville H.S.  
Southwestern  
Illinois College

22  
FORWARD

SAXTON HOEPKER

2024-25 Notes

- Played nine minutes off the bench in his first career NCAA Division I game at Bradley (11/4).
- Pulled down two rebounds in six minutes off the bench at Vanderbilt (11/10).

Prior to Southeast Missouri

- Led Southwestern Illinois College with a double-double 13.5 points and 10.2 rebounds per game in 2023-24.
- Started 29 of 31 games and shot 43.4 percent (163-of-376) from the field.
- Notched 32 steals, 69 assists and 33 blocks.
- Ranked 11th in junior college basketball in rebounding and finished fourth nationally in defensive rebounds.
- Earned All-Region 24 honors.
- As a freshman, played in 31 games and logged nine starts with an average of 3.6 points and 3.3 rebounds per contest.
- Graduated from Nashville High School, where he earned All-Southern Illinois and Second-Team All-State honors.
- Helped lead the Hornets to a Class 2A State Championship as a senior.

Hoepker's Game-by-Game Statistics

2024-25	FG	3P	FT	O/D	REB	F	PTS	A	TO	B	S	M
at Bradley	0-1	0-0	0-0	0/0	0	2	0	0	0	0	1	9
at Vanderbilt	0-2	0-1	0-0	0/2	2	3	0	0	0	0	0	6
Crowley's Ridge Coll.												
Chattanooga												
at Central Arkansas												
vs. UNC Asheville												
Kansas City												
at Lipscomb												
at Murray State												
St. Mary of the Woods												
Eastern Illinois												
SIU Edwardsville												
Westminster												
at Tennessee State												
at UT Martin												
Southern Indiana												
Morehead State												
Little Rock												
at Tennessee Tech												
at Lindenwood												
at Western Illinois												
UT Martin												
Tennessee State												
at Morehead State												
at Southern Indiana												
at Little Rock												
Tennessee Tech												
Western Illinois												
Lindenwood												
at SIU Edwardsville												
at Eastern Illinois												

• - Game Started

2024-25 SEASON/CAREER-HIGHS

Points	-	-
Total Rebounds	2	at Vanderbilt (11/10/24)
Offensive Rebounds	-	-
Defensive Rebounds	2	at Vanderbilt (11/10/24)
Field Goals Made	-	-
Field Goals Attempted	2	at Vanderbilt (11/10/24)
3-Point Field Goals Made	-	-
3-Point Field Goals Attempted	1	at Vanderbilt (11/10/24)
Free Throws Made	-	-
Free Throws Attempted	-	-
Assists	-	-
Blocks	-	-
Steals	1	at Bradley (11/4/24)
Minutes	9	at Bradley (11/4/24)

Hoepker's Career Statistics at Southeast Missouri

Overall																	
Season	G-GS	Min	Avg	FG-FGA	Pct	3FG-3FGA	Pct	FT-FTA	Pct	Off	Def	Tot	Avg	PF	FO	A	TO
2024-25	2-0	15	7.5	0-3	.000	0-1	.000	0-0	0.0	0	2	2	1.0	5	0	0	0
Ohio Valley Conference Games Only																	
Season	G-GS	Min	Avg	FG-FGA	Pct	3FG-3FGA	Pct	FT-FTA	Pct	Off	Def	Tot	Avg	PF	FO	A	TO
2024-25																	



## 2024-25 REDHAWKS



7-0 / 250 / Jr.  
Barendrecht, Netherlands  
Golden State Prep

18  
CENTER

## DAVID IDADA

## 2024-25 Notes

- Came off the bench in Southeast Missouri's first two games.
- Posted two points and two rebounds in eight minutes off the bench at Bradley (11/4).

## Idada's Game-by-Game Statistics

2024-25	FG	3P	FT	O/D	REB	F	PTS	A	TO	B	S	M
at Bradley	1-1	0-0	0-0	2/0	2	1	2	0	1	0	0	8
at Vanderbilt	0-0	0-0	0-0	0/0	0	0	0	0	1	0	0	1
Crowley's Ridge Coll.												
Chattanooga												
at Central Arkansas												
vs. UNC Asheville												
Kansas City												
at Lipscomb												
at Murray State												
St. Mary of the Woods												
Eastern Illinois												
SIU Edwardsville												
Westminster												
at Tennessee State												
at UT Martin												
Southern Indiana												
Morehead State												
Little Rock												
at Tennessee Tech												
at Lindenwood												
at Western Illinois												
UT Martin												
Tennessee State												
at Morehead State												
at Southern Indiana												
at Little Rock												
Tennessee Tech												
Western Illinois												
Lindenwood												
at SIU Edwardsville												
at Eastern Illinois												

• - Game Started

## 2024-25 SEASON-HIGHS

Points	2	at Bradley (11/4/24)
Total Rebounds	2	at Bradley (11/4/24)
Offensive Rebounds	2	at Bradley (11/4/24)
Defensive Rebounds	-	-
Field Goals Made	1	at Bradley (11/4/24)
Field Goals Attempted	1	at Bradley (11/4/24)
3-Point Field Goals Made	-	-
3-Point Field Goals Attempted	-	-
Free Throws Made	-	-
Free Throws Attempted	-	-
Assists	-	-
Blocks	-	-
Steals	-	-
Minutes	8	at Bradley (11/4/24)

## CAREER-HIGHS

Points	9	vs. Harris-Stowe (12/6/23)
Total Rebounds	12	at Chattanooga (11/26/23)
Offensive Rebounds	7	vs. Missouri Baptist (12/3/23)
Defensive Rebounds	7	at Chattanooga (11/26/23)
Field Goals Made	3	2x, last at Southern Indiana (3/2/24)
Field Goals Attempted	7	at Southern Indiana (3/2/24)
3-Point Field Goals Made	-	-
3-Point Field Goals Attempted	1	at Chattanooga (11/26/23)
Free Throws Made	5	vs. Harris-Stowe (12/6/23)
Free Throws Attempted	6	3x, last at Southern Indiana (3/2/24)
Assists	2	at Little Rock (1/27/24)
Blocks	2	3x, last at Kansas City (11/30/23)
Steals	2	at Little Rock (1/27/24)
Minutes	19	at Southern Indiana (3/2/24)

## Idada's Career Statistics at Southeast Missouri

## Overall

Season	G-GS	Min	Avg	FG-FGA	Pct	3FG-3FGA	Pct	FT-FTA	Pct	Off	Def	Tot	Avg	PF	FO	A	TO	Blk	Stl	Pts	Avg
2023-24	29-4	275	9.5	21-46	.457	0-1	.000	16-44	.364	35	53	88	3.0	59	2	5	24	13	9	58	2.0
2024-25	2-0	9	4.5	1-1	1.000	0-0	.000	0-0	.000	2	0	2	1.0	1	0	0	2	0	0	2	1.0
Total	31-4	284	9.2	22-47	.468	0-1	.000	16-44	.364	37	53	90	2.9	60	2	5	26	13	9	60	1.9

## Ohio Valley Conference Games Only

Season	G-GS	Min	Avg	FG-FGA	Pct	3FG-3FGA	Pct	FT-FTA	Pct	Off	Def	Tot	Avg	PF	FO	A	TO	Blk	Stl	Pts	Avg
2023-24	16-1	139	8.7	10-20	.500	0-0	.000	8-20	.400	17	25	42	2.6	34	1	3	10	4	5	28	1.8
2024-25																					
Total																					





**CROWLEY'S RIDGE COLLEGE**  
**NOVEMBER 13**

**2024-25 REDHAWKS**



7-0 / 220 / Jr.  
Carbondale, Ill.  
Cobden H.S.  
John A. Logan  
College

**30**  
**FORWARD**

## ELLIOT LOWNDES

### 2024-25 Notes

- Grabbed four rebounds in 12 minutes off the bench during his first career NCAA Division I game at Bradley (11/4).
- Scored two points and grabbed two rebounds in 10 minutes at Vanderbilt (11/10).

### Prior to Southeast Missouri

- Played two seasons at John A. Logan College, which captured the 2023 NJCAA National Championship.
- Started 25 games and averaged 10.6 points and 7.5 rebounds in 2023-24.
- Finished the 2023-24 campaign with 105 blocks.
- As a freshman in 2022-23, he played in 25 games off the bench and scored 3.6 points helping lead JALC to a 33-2 record.
- Class 1A Honorable Mention All-State and First-Team All-South Egyptian Conference selection at Cobden High School.

### Lowndes' Game-by-Game Statistics

2024-25	FG	3P	FT	O/D	REB	F	PTS	A	TO	B	S	M
at Bradley	0-1	0-1	0-0	1/3	4	1	0	0	1	0	0	12
at Vanderbilt	1-2	0-0	0-0	0/2	2	3	2	1	0	0	0	10
Crowley's Ridge Coll.												
Chattanooga												
at Central Arkansas												
vs. UNC Asheville												
Kansas City												
at Lipscomb												
at Murray State												
St. Mary of the Woods												
Eastern Illinois												
SIU Edwardsville												
Westminster												
at Tennessee State												
at UT Martin												
Southern Indiana												
Morehead State												
Little Rock												
at Tennessee Tech												
at Lindenwood												
at Western Illinois												
UT Martin												
Tennessee State												
at Morehead State												
at Southern Indiana												
at Little Rock												
Tennessee Tech												
Western Illinois												
Lindenwood												
at SIU Edwardsville												
at Eastern Illinois												

• - Game Started

### 2024-25 SEASON/CAREER-HIGHS

Points	2	at Vanderbilt (11/10/24)
Total Rebounds	4	at Bradley (11/4/24)
Offensive Rebounds	1	at Bradley (11/4/24)
Defensive Rebounds	3	at Bradley (11/4/24)
Field Goals Made	1	at Vanderbilt (11/10/24)
Field Goals Attempted	2	at Vanderbilt (11/10/24)
3-Point Field Goals Made	-	-
3-Point Field Goals Attempted	1	at Bradley (11/4/24)
Free Throws Made	-	-
Free Throws Attempted	-	-
Assists	1	at Vanderbilt (11/10/24)
Blocks	-	-
Steals	-	-
Minutes	12	at Bradley (11/4/24)

### Lowndes' Career Statistics at Southeast Missouri

#### Overall

Season	G-GS	Min	Avg	FG-FGA	Pct	3FG-3FGA	Pct	FT-FTA	Pct	Off	Def	Tot	Avg	PF	FO	A	TO	Blk	Stl	Pts	Avg
2024-25	2-0	22	11.0	1-3	.333	0-1	.000	0-0		1	5	6	3.0	4	0	1	1	0	0	2	1.0

#### Ohio Valley Conference Games Only

Season	G-GS	Min	Avg	FG-FGA	Pct	3FG-3FGA	Pct	FT-FTA	Pct	Off	Def	Tot	Avg	PF	FO	A	TO	Blk	Stl	Pts	Avg
2024-25																					



## 2024-25 REDHAWKS



5-10 / 160 / Jr.  
St. Louis, Mo.  
Christian Brothers H.S.  
Indiana State

1  
GUARD

## ROB MARTIN

## 2024-25 Notes

- Opened the season with six points, two rebounds and a team-high three assists at Bradley (11/4).
- Also made two free throws and logged 26 minutes against the Braves.
- Defensively, he limited Missouri Valley Conference Preseason Player of the Year Duke Deen to seven points in 29 minutes.
- Played 31 minutes and scored nine points to go along with four assists at Vanderbilt (11/10). Made 5-of-7 free throws in that game, as well.

## Martin's Game-by-Game Statistics

2024-25	FG	3P	FT	O/D	REB	F	PTS	A	TO	B	S	M
at Bradley*	2-4	0-1	2-2	1/1	2	3	6	3	0	0	0	26
at Vanderbilt*	2-6	0-0	5-7	0/1	1	3	9	4	0	0	0	31
Crowley's Ridge Coll.												
Chattanooga												
at Central Arkansas												
vs. UNC Asheville												
Kansas City												
at Lipscomb												
at Murray State												
St. Mary of the Woods												
Eastern Illinois												
SIU Edwardsville												
Westminster												
at Tennessee State												
at UT Martin												
Southern Indiana												
Morehead State												
Little Rock												
at Tennessee Tech												
at Lindenwood												
at Western Illinois												
UT Martin												
Tennessee State												
at Morehead State												
at Southern Indiana												
at Little Rock												
Tennessee Tech												
Western Illinois												
Lindenwood												
at SIU Edwardsville												
at Eastern Illinois												

• - Game Started

## 2024-25 SEASON-HIGHS

Points	9	at Vanderbilt (11/10/24)
Total Rebounds	2	at Bradley (11/4/24)
Offensive Rebounds	1	at Bradley (11/4/24)
Defensive Rebounds	1	2x, last at Vanderbilt (11/10/24)
Field Goals Made	2	2x, last at Vanderbilt (11/10/24)
Field Goals Attempted	6	at Vanderbilt (11/10/24)
3-Point Field Goals Made	-	-
3-Point Field Goals Attempted	1	at Bradley (11/4/24)
Free Throws Made	5	at Vanderbilt (11/10/24)
Free Throws Attempted	7	at Vanderbilt (11/10/24)
Assists	4	at Vanderbilt (11/10/24)
Blocks	-	-
Steals	-	-
Minutes	31	at Vanderbilt (11/10/24)

## CAREER-HIGHS

Points	29	vs. Southern Indiana (12/29/23)
Total Rebounds	6	vs. Harris-Stowe (12/6/23)
Offensive Rebounds	2	3x, last vs. UT Martin (2/24/24)
Defensive Rebounds	5	vs. Harris-Stowe (12/6/23)
Field Goals Made	10	vs. Southern Indiana (12/29/23)
Field Goals Attempted	15	vs. Southern Indiana (12/29/23)
3-Point Field Goals Made	3	4x, last at Southern Indiana (3/2/24)
3-Point Field Goals Attempted	6	at Little Rock (1/27/24)
Free Throws Made	8	at Southern Indiana (3/2/24)
Free Throws Attempted	8	at Southern Indiana (3/2/24)
Assists	9	at SIU Edwardsville (2/17/24)
Blocks	1	vs. Tennessee Tech (2/8/24)
Steals	4	vs. Tennessee State (2/10/24)
Minutes	38	at Tennessee Tech (1/13/24)

## Martin's Career Statistics at Southeast Missouri

## Overall

Season	G-GS	Min	Avg	FG-FGA	Pct	3FG-3FGA	Pct	FT-FTA	Pct	Off	Def	Tot	Avg	PF	FO	A	TO	Blk	Stl	Pts	Avg
2023-24	31-28	882	28.5	138-326	.423	40-102	.392	54-61	.885	19	49	68	2.2	71	0	108	71	1	26	370	11.9
2024-25	2-2	57	28.5	4-10	.400	0-1	.000	7-9	.778	1	2	3	1.5	6	0	7	0	0	0	15	7.5
Total	33-30	939	28.5	142-336	.423	40-103	.388	61-70	.871	20	51	71	2.2	77	0	115	71	1	26	385	11.7

## Ohio Valley Conference Games Only

Season	G-GS	Min	Avg	FG-FGA	Pct	3FG-3FGA	Pct	FT-FTA	Pct	Off	Def	Tot	Avg	PF	FO	A	TO	Blk	Stl	Pts	Avg
2023-24	18-15	497	27.6	86-203	.424	25-62	.403	37-41	.902	10	27	37	2.1	51	0	66	41	1	19	234	13.0
2024-25																					
Total																					



CROWLEY'S RIDGE COLLEGE  
NOVEMBER 13

2024-25 REDHAWKS



6-4 / 190 / Fr.  
Cape Girardeau, Mo.  
Central H.S.

JAY REYNOLDS

Prior to Southeast Missouri

- Two-time Class 5 All-District and All-SEMO Conference pick at Cape Central High School.
- Named First-Team All-Southwest Ohio Conference as a sophomore.
- Scored 1,000 career points as a prep.
- Son of SEMO Associate Head Coach Jay Reynolds.

Reynolds' Game-by-Game Statistics

2024-25	FG	3P	FT	O/D	REB	F	PTS	A	TO	B	S	M
at Bradley	DNP	-	-	-	-	-	-	-	-	-	-	-
at Vanderbilt	DNP	-	-	-	-	-	-	-	-	-	-	-
Crowley's Ridge Coll.												
Chattanooga												
at Central Arkansas												
vs. UNC Asheville												
Kansas City												
at Lipscomb												
at Murray State												
St. Mary of the Woods												
Eastern Illinois												
SIU Edwardsville												
Westminster												
at Tennessee State												
at UT Martin												
Southern Indiana												
Morehead State												
Little Rock												
at Tennessee Tech												
at Lindenwood												
at Western Illinois												
UT Martin												
Tennessee State												
at Morehead State												
at Southern Indiana												
at Little Rock												
Tennessee Tech												
Western Illinois												
Lindenwood												
at SIU Edwardsville												
at Eastern Illinois												

• - Game Started

2024-25 SEASON/CAREER-HIGHS

Points	-	-
Total Rebounds	-	-
Offensive Rebounds	-	-
Defensive Rebounds	-	-
Field Goals Made	-	-
Field Goals Attempted	-	-
3-Point Field Goals Made	-	-
3-Point Field Goals Attempted	-	-
Free Throws Made	-	-
Free Throws Attempted	-	-
Assists	-	-
Blocks	-	-
Steals	-	-
Minutes	-	-

Reynolds' Career Statistics at Southeast Missouri

Overall

Season	G-GS	Min	Avg	FG-FGA	Pct	3FG-3FGA	Pct	FT-FTA	Pct	Off	Def	Tot	Avg	PF	FO	A	TO	Blk	Stl	Pts	Avg
2024-25																					

Ohio Valley Conference Games Only

Season	G-GS	Min	Avg	FG-FGA	Pct	3FG-3FGA	Pct	FT-FTA	Pct	Off	Def	Tot	Avg	PF	FO	A	TO	Blk	Stl	Pts	Avg
2024-25																					



## 2024-25 REDHAWKS



6-5 / 185 / Jr.  
Fairview Heights, Ill.  
Cardinal Ritter H.S.  
Murray State

**44**  
**GUARD**

## BRAXTON STACKER

## 2023-24 Highlights

- Ranked fourth on the team in scoring with 7.4 points in his first year at Southeast Missouri.
- Started 26 of 30 games and led the team with 15 blocks and 29 steals.
- Averaged 3.1 rebounds per contest.
- Ranked third on the team with 31 offensive boards, shot 41 percent (73-of-178) from the field and 81.1 percent (60-of-74) at the free throw line.
- Started 14 Ohio Valley Conference games.
- Scored double figures in seven games with a season-high 14 points at Morehead State (2/29).
- Finished with a season-high seven rebounds at Southern Indiana (3/2).
- Did not miss a free throw in his final five games of the season going 14-of-14 in that stretch.

## Stacker's Game-by-Game Statistics

2024-25	FG	3P	FT	O/D	REB	F	PTS	A	TO	B	S	M
at Bradley	DNP	-	-	-	-	-	-	-	-	-	-	-
at Vanderbilt	DNP	-	-	-	-	-	-	-	-	-	-	-
Crowley's Ridge Coll.												
Chattanooga												
at Central Arkansas												
vs. UNC Asheville												
Kansas City												
at Lipscomb												
at Murray State												
St. Mary of the Woods												
Eastern Illinois												
SIU Edwardsville												
Westminster												
at Tennessee State												
at UT Martin												
Southern Indiana												
Morehead State												
Little Rock												
at Tennessee Tech												
at Lindenwood												
at Western Illinois												
UT Martin												
Tennessee State												
at Morehead State												
at Southern Indiana												
at Little Rock												
Tennessee Tech												
Western Illinois												
Lindenwood												
at SIU Edwardsville												
at Eastern Illinois												

• - Game Started

## 2024-25 SEASON-HIGHS

Points	-	-
Total Rebounds	-	-
Offensive Rebounds	-	-
Defensive Rebounds	-	-
Field Goals Made	-	-
Field Goals Attempted	-	-
3-Point Field Goals Made	-	-
3-Point Field Goals Attempted	-	-
Free Throws Made	-	-
Free Throws Attempted	-	-
Assists	-	-
Blocks	-	-
Steals	-	-
Minutes	-	-

## CAREER-HIGHS

Points	14	at Morehead State (2/29/24)
Total Rebounds	7	2x, last at Southern Indiana (3/2/24)
Offensive Rebounds	3	2x, last vs. Tennessee State (2/10/24)
Defensive Rebounds	6	at Kansas City (11/30/23)
Field Goals Made	5	2x, last at Morehead State (2/29/24)
Field Goals Attempted	13	at Butler (11/10/23)
3-Point Field Goals Made	3	vs. Lindsey Wilson (12/17/23)
3-Point Field Goals Attempted	6	at Little Rock (1/27/24)
Free Throws Made	7	vs. Morehead State (12/31/23)
Free Throws Attempted	8	2x, last vs. Tennessee State (2/10/24)
Assists	5	vs. Harris-Stowe (2/6/23)
Blocks	2	2x, last vs. UT Martin (2/24/24)
Steals	4	at Morehead State (2/29/24)
Minutes	32	at Lindenwood (1/30/24)

## Stacker's Career Statistics at Southeast Missouri

## Overall

Season	G-GS	Min	Avg	FG-FGA	Pct	3FG-3FGA	Pct	FT-FTA	Pct	Off	Def	Tot	Avg	PF	FO	A	TO	Blk	Stl	Pts	Avg
2023-24	30-26	606	20.2	73-178	.410	15-51	.294	60-74	.811	31	63	94	3.1	70	1	21	35	15	29	221	7.4
2024-25																					
Total																					

## Ohio Valley Conference Games Only

Season	G-GS	Min	Avg	FG-FGA	Pct	3FG-3FGA	Pct	FT-FTA	Pct	Off	Def	Tot	Avg	PF	FO	A	TO	Blk	Stl	Pts	Avg
2023-24	17-14	363	21.4	38-85	.447	8-25	.320	42-48	.875	19	36	55	3.2	42	1	12	13	8	18	126	7.4
2024-25																					
Total																					



**CROWLEY'S RIDGE COLLEGE**  
**NOVEMBER 13**

**2024-25 REDHAWKS**



6-7 / 215 / Jr.  
Santa Monica, Calif.  
Crossroads H.S.  
Pensacola State  
College

**15**

**FORWARD**

## BRENDAN TERRY

### 2024-25 Notes

- Started Southeast Missouri's first two games.
- Recorded seven points in his first career NCAA Division I start at Bradley (11/4).
- Did not miss a field goal (3-of-3), had one block and collected two steals in 13 minutes against the Braves.
- Scored the first points of the season on a layup with 18:38 remaining in the first half.
- Scored four points and had four rebounds in 20 minutes at Vanderbilt (11/10).

### Prior to Southeast Missouri

- Played two seasons at Pensacola State College.
- As a sophomore, started 20 games and averaged 21 minutes per contest.
- Averaged 7.7 points and seven rebounds as his team's top rebounder and fourth-leading scorer.
- Registered a team-high 19 blocks and shot 50.3 percent (78-of-155) from the field.
- Participated in 29 games and logged six starts during his freshman year in 2022-23.

### Terry's Game-by-Game Statistics

2024-25	FG	3P	FT	O/D	REB	F	PTS	A	TO	B	S	M
at Bradley*	3-3	0-0	1-4	0/0	0	3	7	0	3	1	2	13
at Vanderbilt*	2-5	0-0	0-0	1/3	4	2	4	2	1	1	0	20
Crowley's Ridge Coll.												
Chattanooga												
at Central Arkansas												
vs. UNC Asheville												
Kansas City												
at Lipscomb												
at Murray State												
St. Mary of the Woods												
Eastern Illinois												
SIU Edwardsville												
Westminster												
at Tennessee State												
at UT Martin												
Southern Indiana												
Morehead State												
Little Rock												
at Tennessee Tech												
at Lindenwood												
at Western Illinois												
UT Martin												
Tennessee State												
at Morehead State												
at Southern Indiana												
at Little Rock												
Tennessee Tech												
Western Illinois												
Lindenwood												
at SIU Edwardsville												
at Eastern Illinois												

• - Game Started

### 2024-25 SEASON/CAREER-HIGHS

Points	7	at Bradley (11/4/24)
Total Rebounds	4	at Vanderbilt (11/10/24)
Offensive Rebounds	1	at Vanderbilt (11/10/24)
Defensive Rebounds	3	at Vanderbilt (11/10/24)
Field Goals Made	3	at Bradley (11/4/24)
Field Goals Attempted	5	at Vanderbilt (11/10/24)
3-Point Field Goals Made	-	-
3-Point Field Goals Attempted	-	-
Free Throws Made	1	at Bradley (11/4/24)
Free Throws Attempted	4	at Bradley (11/4/24)
Assists	2	at Vanderbilt (11/10/24)
Blocks	1	2x, last at Vanderbilt (11/10/24)
Steals	2	at Bradley (11/4/24)
Minutes	20	at Vanderbilt (11/10/24)

### Terry's Career Statistics at Southeast Missouri

#### Overall

Season	G-GS	Min	Avg	FG-FGA	Pct	3FG-3FGA	Pct	FT-FTA	Pct	Off	Def	Tot	Avg	PF	FO	A	TO	Blk	Stl	Pts	Avg
2024-25	2-2	33	16.5	5-8	.625	0-0	.000	1-4		250	1	3	4	2.0	5	0	2	4	2	11	5.5

#### Ohio Valley Conference Games Only

Season	G-GS	Min	Avg	FG-FGA	Pct	3FG-3FGA	Pct	FT-FTA	Pct	Off	Def	Tot	Avg	PF	FO	A	TO	Blk	Stl	Pts	Avg
2024-25																					





## 2024-25 REDHAWKS



6-3 / 195 / So.  
Bowling Green, Ky.  
Warren Central H.S.  
Olney Central College

**3**  
**GUARD**

# DAMARION WALKUP

## 2024-25 Notes

- Came off the bench in Southeast Missouri's first two contests.
- Scored double figures with 11 points off the bench in his first career NCAA Division I game at Bradley (11/4).
- Made 3-of-9 field goals with two of those from 3-point range.
- Also hit 3-of-4 free throws, grabbed four rebounds and had a steal in 27 minutes.
- Played the second-most minutes on the team against the Braves.
- Scored two points and had three boards at Vanderbilt (11/10).

## Prior to Southeast Missouri

- Tabbed Great Rivers Athletic Conference and Region 24 Player of the Year as a freshman at Olney Central College in 2023-24.
- Led the Blue Knights and the GRAC in scoring with 18.5 points per game and was second on the team with 65 three-pointers made.
- Dished out 44 assists, collected 35 steals and added 11 blocks.
- Started 15 games and averaged 4.4 rebounds per contest.
- Averaged 19.3 points per game in conference play leading OCC to the 2023-24 GRAC title.
- Won a State Championship at Warren Central High School when his

## Walkup's Game-by-Game Statistics

2024-25	FG	3P	FT	O/D	REB	F	PTS	A	TO	B	S	M
at Bradley	3-9	2-6	3-4	2/2	4	1	11	1	3	0	1	27
at Vanderbilt	0-1	0-1	2-2	0/3	3	1	2	1	1	0	0	19
Crowley's Ridge Coll.												
Chattanooga												
at Central Arkansas												
vs. UNC Asheville												
Kansas City												
at Lipscomb												
at Murray State												
St. Mary of the Woods												
Eastern Illinois												
SIU Edwardsville												
Westminster												
at Tennessee State												
at UT Martin												
Southern Indiana												
Morehead State												
Little Rock												
at Tennessee Tech												
at Lindenwood												
at Western Illinois												
UT Martin												
Tennessee State												
at Morehead State												
at Southern Indiana												
at Little Rock												
Tennessee Tech												
Western Illinois												
Lindenwood												
at SIU Edwardsville												
at Eastern Illinois												

• - Game Started

## 2024-25 SEASON/CAREER-HIGHS

Points	11	at Bradley (11/4/24)
Total Rebounds	4	at Bradley (11/4/24)
Offensive Rebounds	2	at Bradley (11/4/24)
Defensive Rebounds	3	at Vanderbilt (11/10/24)
Field Goals Made	3	at Bradley (11/4/24)
Field Goals Attempted	9	at Bradley (11/4/24)
3-Point Field Goals Made	2	at Bradley (11/4/24)
3-Point Field Goals Attempted	6	at Bradley (11/4/24)
Free Throws Made	3	at Bradley (11/4/24)
Free Throws Attempted	4	at Bradley (11/4/24)
Assists	1	2x, last at Vanderbilt (11/10/24)
Blocks	-	-
Steals	1	at Bradley (11/4/24)
Minutes	27	at Bradley (11/4/24)

## Walkup's Career Statistics at Southeast Missouri

Overall																	
Season	G-GS	Min	Avg	FG-FGA	Pct	3FG-3FGA	Pct	FT-FTA	Pct	Off	Def	Tot	Avg	PF	FO	A	TO
2024-25	2-0	46	23.0	3-10	.300	2-7	.286	5-6	.833	2	5	7	3.5	2	0	2	4
Ohio Valley Conference Games Only																	
Season	G-GS	Min	Avg	FG-FGA	Pct	3FG-3FGA	Pct	FT-FTA	Pct	Off	Def	Tot	Avg	PF	FO	A	TO
2024-25																	



CROWLEY'S RIDGE COLLEGE  
NOVEMBER 13

2024-25 REDHAWKS



6-0 / 180 / So.  
St. Louis, Mo.  
Chaminade College Prep

2  
GUARD

BJ WARD

2024-25 Notes

- Started the season strong by scoring double figures in each of Southeast Missouri's first two games.
- Made a nice season debut when he scored 17 points off the bench at Bradley (11/4).
- Made 7-of-10 field goals and buried three 3-pointers in 21 minutes.
- Scored 14 of his points in 11 minutes during the first half.
- In his first start of the season at Vanderbilt (11/10), he poured in a career-best 22 points and made a career-high six 3-pointers.
- Leads the Redhawks with 19.5 points per game and nine 3-pointers made. Is shooting a team-high 65.2 percent (15-of-23) from the field and 75 percent (9-of-12) from long range to start the year.

Ward's Game-by-Game Statistics

2024-25	FG	3P	FT	O/D	REB	F	PTS	A	TO	B	S	M
at Bradley	7-10	3-5	0-0	0/0	0	2	17	1	2	0	3	21
at Vanderbilt*	8-13	6-7	0-0	0/1	1	4	22	5	0	0	0	34
Crowley's Ridge Coll.												
Chattanooga												
at Central Arkansas												
vs. UNC Asheville												
Kansas City												
at Lipscomb												
at Murray State												
St. Mary of the Woods												
Eastern Illinois												
SIU Edwardsville												
Westminster												
at Tennessee State												
at UT Martin												
Southern Indiana												
Morehead State												
Little Rock												
at Tennessee Tech												
at Lindenwood												
at Western Illinois												
UT Martin												
Tennessee State												
at Morehead State												
at Southern Indiana												
at Little Rock												
Tennessee Tech												
Western Illinois												
Lindenwood												
at SIU Edwardsville												
at Eastern Illinois												

• - Game Started

2024-25 SEASON-HIGHS

Points	22	at Vanderbilt (11/10/24)
Total Rebounds	1	at Vanderbilt (11/10/24)
Offensive Rebounds	-	-
Defensive Rebounds	1	at Vanderbilt (11/10/24)
Field Goals Made	8	at Vanderbilt (11/10/24)
Field Goals Attempted	13	at Vanderbilt (11/10/24)
3-Point Field Goals Made	6	at Vanderbilt (11/10/24)
3-Point Field Goals Attempted	7	at Vanderbilt (11/10/24)
Free Throws Made	-	-
Free Throws Attempted	-	-
Assists	5	at Vanderbilt (11/10/24)
Blocks	-	-
Steals	3	at Bradley (11/4/24)
Minutes	34	at Vanderbilt (11/10/24)

CAREER-HIGHS

Points	22	at Vanderbilt (11/10/24)
Total Rebounds	4	2x, last at Southern Indiana (3/2/24)
Offensive Rebounds	1	6x, last at Eastern Illinois (2/15/24)
Defensive Rebounds	4	at Southern Indiana (3/2/24)
Field Goals Made	8	at Vanderbilt (11/10/24)
Field Goals Attempted	13	at Vanderbilt (11/10/24)
3-Point Field Goals Made	6	at Vanderbilt (11/10/24)
3-Point Field Goals Attempted	7	at Vanderbilt (11/10/24)
Free Throws Made	2	4x, last at Eastern Illinois (2/15/24)
Free Throws Attempted	3	vs. Evansville (11/15/23)
Assists	7	2x, last vs. Tennessee Tech (2/8/24)
Blocks	1	2x, last vs. Lindsey Wilson (12/17/23)
Steals	3	2x, last at Bradley (11/4/24)
Minutes	34	at Vanderbilt (11/10/24)

Ward's Career Statistics at Southeast Missouri

Overall																	
Season	G-GS	Min	Avg	FG-FGA	Pct	3FG-3FGA	Pct	FT-FTA	Pct	Off	Def	Tot	Avg	PF	FO	A	TO
2023-24	29-2	541	18.7	47-150	.313	11-68	.162	10-17	.588	6	32	38	1.3	30	0	55	24
2024-25	2-1	55	27.5	15-23	.652	9-12	.750	0-0	.000	0	1	1	0.5	6	0	6	2
Total	31-3	596	19.2	62-173	.358	20-80	.250	10-17	.588	6	33	39	1.3	36	0	61	26
Ohio Valley Conference Games Only																	
Season	G-GS	Min	Avg	FG-FGA	Pct	3FG-3FGA	Pct	FT-FTA	Pct	Off	Def	Tot	Avg	PF	FO	A	TO
2023-24	17-2	275	16.2	25-82	.305	5-34	.147	6-11	.545	3	14	17	1.0	10	0	25	14
2024-25																	
Total																	



## 2024-25 REDHAWKS



6-2 / 175 / Sr.  
Blytheville, Ark.  
Blytheville H.S.  
Texas A&M-CC

**30**  
**GUARD**

# TEDDY WASHINGTON JR.

## 2024-25 Notes

- Led Southeast Missouri with five rebounds and 28 minutes during his first career start with the Redhawks at Bradley (11/4).
- Finished with double figures for the first time as a Redhawk when he pitched in 19 points, all in the second half, at Vanderbilt (11/10).
- Scored four points, dished out two assists and added two steals against the Braves.

## Prior to Southeast Missouri

- Saw action in 27 games and made one start at Texas A&M-Corpus Christi in 2023-24.
- Finished second on the team with 37 steals for an average of 1.4 per game.
- Had 10 multi-steal games, including six with three or more.
- Posted a season-high four steals vs. New Orleans.
- Scored double figures six times, pulled down 70 rebounds and dished out 28 assists.
- Played two years at Moberly Area Community College and averaged 14.2 points per game.
- Earned All-Region honors and was the recipient of the team's

## Washington, Jr.'s Game-by-Game Statistics

2024-25	FG	3P	FT	O/D	REB	F	PTS	A	TO	B	S	M
at Bradley*	2-13	0-5	0-0	0/5	5	1	4	2	2	0	2	28
at Vanderbilt*	8-16	2-6	1-2	0/3	3	2	19	1	1	1	1	20
Crowley's Ridge Coll.												
Chattanooga												
at Central Arkansas												
vs. UNC Asheville												
Kansas City												
at Lipscomb												
at Murray State												
St. Mary of the Woods												
Eastern Illinois												
SIU Edwardsville												
Westminster												
at Tennessee State												
at UT Martin												
Southern Indiana												
Morehead State												
Little Rock												
at Tennessee Tech												
at Lindenwood												
at Western Illinois												
UT Martin												
Tennessee State												
at Morehead State												
at Southern Indiana												
at Little Rock												
Tennessee Tech												
Western Illinois												
Lindenwood												
at SIU Edwardsville												
at Eastern Illinois												

• - Game Started

## 2024-25 SEASON/CAREER-HIGHS

Points	19	at Vanderbilt (11/10/24)
Total Rebounds	5	2x, last at Vanderbilt (11/10/24)
Offensive Rebounds	-	-
Defensive Rebounds	5	2x, last at Vanderbilt (11/10/24)
Field Goals Made	8	at Vanderbilt (11/10/24)
Field Goals Attempted	19	at Vanderbilt (11/10/24)
3-Point Field Goals Made	2	at Vanderbilt (11/10/24)
3-Point Field Goals Attempted	8	at Vanderbilt (11/10/24)
Free Throws Made	1	at Vanderbilt (11/10/24)
Free Throws Attempted	2	at Vanderbilt (11/10/24)
Assists	3	at Vanderbilt (11/10/24)
Blocks	1	at Vanderbilt (11/10/24)
Steals	2	2x, last at Vanderbilt (11/10/24)
Minutes	33	at Vanderbilt (11/10/24)

## Washington, Jr.'s Career Statistics at Southeast Missouri

### Overall

Season	G-GS	Min	Avg	FG-FGA	Pct	3FG-3FGA	Pct	FT-FTA	Pct	Off	Def	Tot	Avg	PF	FO	A	TO	Blk	Stl	Pts	Avg
2024-25	2-2	61	30.5	10-32	.313	2-13	.154	1-2	.500	0	10	10	5.0	5	0	5	4	1	4	23	11.5

### Ohio Valley Conference Games Only

Season	G-GS	Min	Avg	FG-FGA	Pct	3FG-3FGA	Pct	FT-FTA	Pct	Off	Def	Tot	Avg	PF	FO	A	TO	Blk	Stl	Pts	Avg
2024-25																					

## SOUTHEAST MISSOURI BASKETBALL NOTES



**CROWLEY'S RIDGE COLLEGE**  
**NOVEMBER 13**

## GAME SUMMARIES



**PEORIA, Ill.** - BJ Ward scored a career-high 17 points and Southeast Missouri dropped its season-opener to preseason Missouri Valley Conference favorite Bradley, 88-60, at Carver Arena.

Ward scored 14 of his points in the first half and surpassed his previous career-best of 13 vs. Tennessee Tech on Feb. 8, 2024.

His effort, however, wasn't enough against a hot shooting BU team that hit 55.6 percent (30-of-54) of its field goals and buried 10 three-pointers.

The Braves were on fire from the get-go making six of their first seven shots to grab an early 15-2 lead 4:17 into the contest. BU made its first five field goals with Darius Hannah and Christian Davis scoring five points each to key the stretch.

BU led as many as 29 with a little over three minutes left before polishing off its victory.

Ward finished at 7-of-10 from the field and 3-of-5 from long range. He also dished out one assist and had a team-high three steals.

Damarion Walkup followed with 11 points off the bench.



**NASHVILLE, Tenn.** - BJ Ward poured in a career-high 22 points and made six 3-pointers as Southeast Missouri gave Southeastern Conference member Vanderbilt all it could handle in a 85-76 loss.

As a team, SEMO made 12 three-pointers and shot 52.2 percent from long range. The Redhawks outscored VU, 36-9, from beyond the arc.

Behind Ward's first three 3-pointers, SEMO started strong out of the gate.

The Redhawks made four of their first seven shots and

proceeded to take their first double-digit lead of the season at 16-6 on Ward's third trey with 14 minutes remaining in the first half.

The Commodores then went ahead for the first time when Tyler Nickel scored a layup and never trailed again after that.

Ward shot 8-of-13 from the field with a career-best 6-of-7 three-pointers in his first start of the season.

Teddy Washington, Jr. followed with 19 points and TJ Biel chipped in 12.



Official Basketball Box Score - Final  
**Southeast Mo. St. at Bradley**  
11/04/24 Carver Arena, Peoria  
2024-25 Men's Basketball

Game Time: 7:00 PM  
Game Duration: 1:50  
Attendance: 5,014

Officials: Ed Crenshaw, Mick Feldbinder, Wesley Harper

Southeast Mo. St. - 60													Record: 0-1																
NO.	Name	Min	FG	3P	FT	Rebounds	Fouls	TP	AS	TO	ST	Blocks	BS	BA	+	-	Shooting By Period												
			M/A	M/A	M/A	OR	DR	FF	FD								1 <sup>st</sup>	2 <sup>nd</sup>	3 <sup>rd</sup>	4 <sup>th</sup>	OT	FT	GM						
15	Brandon Terry	F 12:57	3-3	0-0	1-4	0	0	0	3	2	7	0	3	2	1	0	-17	1 <sup>st</sup>	FG%	13-28	46.4%								
1	Rob Martin	G 25:50	2-4	0-1	2-2	1	1	2	3	2	6	3	0	0	0	0	-24	3 <sup>rd</sup>	FT%	3-7	42.9%								
4	Troy Cole, Jr.	G 17:37	2-5	0-2	0-0	0	1	1	0	4	0	1	1	0	0	0	0	2 <sup>nd</sup>	FG%	11-29	37.9%								
5	TJ Biel	G 13:07	1-5	0-1	0-0	1	3	4	1	1	2	0	2	0	1	0	-17	3 <sup>rd</sup>	FT%	3-16	18.8%								
10	Teddy Washington, Jr.	G 28:43	2-13	0-5	0-0	0	5	5	1	2	4	2	2	2	0	2	-19	FT%	6-10	60%									
3	Damarion Walkup	26:34	3-9	2-6	3-4	2	2	4	1	2	11	1	3	1	0	0	-15	GM	FG%	24-57	42.1%								
22	Saxton Hoepker	09:25	0-1	0-0	0-0	0	0	0	0	2	0	0	0	1	0	0	-1	3 <sup>rd</sup>	FT%	6-23	26.1%								
30	Elliot Lowndes	11:53	0-1	0-1	0-0	1	3	4	1	0	0	0	0	1	0	0	-11	FT%	6-10	60.0%									
2	BJ Ward	21:19	7-10	3-5	0-0	0	0	0	2	0	17	1	2	3	0	0	-1	Dead Ball	Rebounds:	2-0									
35	Mason Harbuck	08:00	1-1	0-0	0-0	0	0	0	2	0	2	0	0	1	0	0	-4												
55	Marquess Bell	17:25	2-4	1-2	0-0	0	2	2	0	0	5	1	2	0	0	1	-14												
18	David Idada	07:10	1-1	0-0	0-0	2	0	2	1	1	2	0	1	0	0	0	-4												
Team			2													1	3	0	0	8	17	11	2	3	-28				
Totals			24-57													6-23	6-10	9	18	27	20	10	60	8	17	11	2	3	-28

Bradley - 88													Record: 1-0													
NO.	Name	Min	FG	M/A	3P	M/A	FT	M/A	Rebounds	Fouls	TP	AS	TO	ST	Blocks	BS	BA	+	-	Shooting By Period						
1	Almar Atison	F	10:08	5-8	3-4	0-1	1	7	8	4	1	13	0	3	1	1	0	1	17	1 <sup>st</sup>	FG%	17-28	60.7%			
35	Darius Hannah	F	28:58	4-6	1-3	0-0	0	3	3	1	1	9	5	2	3	0	0	23	3 <sup>rd</sup>	FT%	5-6	83.3%				
3	Zek Montgomery	G	25:19	2-6	1-3	2-2	1	0	1	1	1	7	0	2	2	0	0	29	2 <sup>nd</sup>	FG%	13-26	50.0%				
5	Christian Davis	G	0:21	6-7	2-3	1-1	2	4	6	1	1	15	3	3	1	1	0	19	3 <sup>rd</sup>	FT%	3-10	30.0%				
21	Duke Dean	D	28:42	2-7	1-4	2-2	0	1	1	0	3	7	4	1	0	0	0	18	GM	FG%	30-54	55.6%				
0	Demarian Burch	20:52	3-3	1-1	2-3	0	2	2	1	3	9	2	1	1	0	0	8	3 <sup>rd</sup>	FT%	10-23	43.5%					
4	Ahmet Jonovic	10:51	2-4	0-0	2-4	2	5	7	1	2	6	0	1	0	0	0	-1	FT%	18-25	72.0%						
22	Jaqwan Johnson	18:31	4-6	0-1	7-10	2	0	2	0	6	15	1	1	1	0	0	17	Dead Ball	Rebounds:	3-0						
4	Corey Thomas	09:23	2-6	1-4	2-2	1	3	4	1	1	7	0	0	0	1	0	11									
2	Connor Dillon	04:29	0-0	0-0	0-0	1	0	1	0	0	0	0	1	1	0	0	-5									
10	Timothy Knapp	03:07	0-1	0-0	0-0	0	1	1	0	0	0	0	0	0	0	0	1	2								
25	Goanar Bliew	01:41	0-0	0-0	0-0	0	0	0	0	0	0	0	0	0	0	0	0	1								
34	Connor Linke	00:39	0-0	0-0	0-0	0	0	0	0	0	0	0	0	0	0	0	0	1								
Team									0	0	0			1												
Totals				30:54	10-23	18-25	10	26	36	10	20	88	15	16	10	3	2	28	Technical Fouls: NONE							

		SEMO	BRAD	Points from		SEMO	BRAD	Period by Period Scoring			
Biggest lead	0 (1 <sup>st</sup> 20:00)	29 (2 <sup>nd</sup> 4:07)		Turnovers	19	25		1st	2nd	TOT	
Best Scoring Run	6 (1 <sup>st</sup> 14:42)	11 (2 <sup>nd</sup> 4:07)		Paint	26	34		SEMO	29	31	60
Lead Changes	0			Second Chance	9	11			46	42	88
Times Tied	0			Fast Breaks	5	12		BRAD			
Time with Lead	00:00	39:35		Bench	37	37					



Official Basketball Box Score - Final  
**Southeast Mo. St. at Vanderbilt**  
11/10/24 Memorial Gymnasium, Nashville, Tenn.  
Vanderbilt vs. SEMO

Game Time: 12:00 PM  
Game Duration: 2:10  
Attendance: 5,700

Officials: Joe Lindsay, Steven Anderson, Chase Shaw

Southeast Mo. St. - 76										Record: 0-2									
NO. NAME	Min	FG M/A	3P M/A	FT M/A	Rebounds OR DR TOT	Fouls PF	TP	AS	TO	ST	Blocks BS BA	+/-	Shooting By Period						
15 Brendan Terry	F 20:09	2-5	0-0	0-0	1 3 4	2 3 4	2	1	0	1	0	-14	1 <sup>st</sup> 3PT%	13-28	46.4%				
1 Rob Martin	G 3:12	2-4	0-0	0-0	0 1 1	3 5 9	4	0	0	0	0	-15	2 <sup>nd</sup> FT%	7-13	53.8%				
2 BJ Ward	G 33:52	8-13	6-7	0-0	0 1 1	4 1 22	5	0	0	0	0	2	3 <sup>rd</sup> 4 <sup>th</sup>	FG%	15-35	42.9%			
4 Troy Cole, Jr.	G 12:09	3-7	0-2	0-0	1 2 3	5 0 6	0	0	1	0	1	-4	3 <sup>rd</sup> FT%	5-12	41.7%				
10 Teddy Washington, Jr.	G 33:14	19-28	1-2	0-0	5 5 4	4 4 19	3	2	2	1	0	-5	3 <sup>rd</sup> 4 <sup>th</sup>	FT%	3-6	50.0%			
30 Elliot Lowndes	10:03	1-2	0-0	0-0	0 2 2	3 0 2	1	1	0	0	0	8	GM FG%	28-63	44.4%				
5 TJ Biel	21:12	4-7	4-6	0-2	1 5 6	3 3 12	1	2	0	1	1	-4	3 <sup>rd</sup> FT%	12-25	48.0%				
3 Damarion Walkup	18:36	0-1	0-1	2-2	0 3 3	1 1 2	1	1	0	0	0	-1	FT%	8-13	61.5%				
18 David Idada	00:57	0-0	0-0	0-0	0 0 0	0 0 0	0	0	0	0	0	-3	Dead Ball Rebounds: 3-0						
55 Marquess Bell	04:22	0-1	0-0	0-0	0 0 0	1 0 0	0	0	0	0	0	-4							
22 Saxton Hoepker	06:18	0-2	0-1	0-0	0 2 2	3 0 0	0	0	0	0	0	-8							
35 Mason Harbuck	07:44	0-0	0-0	0-0	0 2 2	2 0 0	0	1	0	0	0	3							
Team					1 2 3	0													
Totals		28-63	12-25	9-13	4 28 32	31 17 76	18	8	3	3	6	-9							

Vanderbilt - 85													Record: 2-0												
NO.		Min	FG	3P	FT	Rebounds	Fouls	TP	AS	TO	ST	Blocks													
			M	A	M	OR	DR	P	F	F		BS	B												
5	Tyler Nickel	F 25:11	3-10	2-7	3-3	2	6	2	8	2	3	11	0												
22	Jaylen Carey	F 20:41	2-6	0-1	2-2	1	3	5	1	6	0	2	0												
99	Devin McGlockton	F 26:15	4-9	0-0	6-6	11	8	19	1	6	1	0	1												
1	Jason Edwards	G 27:28	4-10	1-4	8-9	0	3	3	2	6	17	1	0												
4	Grant Huffman	G 18:39	1-2	0-1	2-2	0	1	1	1	2	4	3	0												
2	MJ Collins	17:41	4-7	0-3	0-1	2	2	4	1	1	8	0	3												
11	A.J. Hoggard	23:54	2-11	0-6	7-10	0	2	2	4	8	11	4	2												
3	Tyler Tammis	25:12	2-6	0-3	2-2	2	6	0	0	4	2	2	1												
10	Chris Manon	14:51	2-3	0-0	2-2	2	4	6	2	1	0	0	1												
20	Jordan Williams	03:43	1-1	0-0	0-0	0	1	1	0	0	2	0	0												
Team						0	2	2		0	0	0													
Totals			25-65	3-25	32-41	20	33	53	18	30	85	10	9												
													Shooting By Period												
													1ST	FG	12-34	35.3%									
													1ST	FT	1-13	7.7%									
														FT%	15-22	68.2%									
													2nd	FG	13-31	41.9%									
														3PT%	2-12	16.7%									
													FT%	17-19	89.5%										
													GM	FG	25-65	38.5%									
													3PT%	3-25	12.0%										
													FT%	32-41	78.0%										
													Dead Ball Rebounds: 1-0												