



2024-25 SOUTHEAST MISSOURI BASKETBALL

GAME NOTES

#FEELINROWDY

OVC Regular-Season Champions **1999-2000** OVC Tournament Champions **1999-2000** | **2022-23** NCAA Tournament **1999-2000** | **2022-23**

Southeast Missouri Strategic Communications // 1221 Broadway Cape Girardeau, MO 63701 // SEMORedhawks.com

GAME 1



Southeast Missouri

0-0, 0-0 OVC



Bradley

0-0, 0-0 MVC

Monday, November 4, 2024 / 7 p.m., CT
Peoria, Ill.

Southeast Missouri Redhawks

Head Coach.....Brad Korn

Record at SEMO.....53-73, 31-42 OVC

Overall Record.....53-73

Bradley Braves

Head Coach.....Brian Wardle

Record at BU.....158-138, 85-81 MVC

Overall Record.....253-203

Game Information

Arena.....Carver Arena (11,060)

Video.....ESPN+

Radio.....Real Rock 99.3 FM

Series Record.....BU leads, 10-2

Last Meeting.....BU 73, SEMO 60 | 11/19/22

Last Meeting in Peoria.....BU 73, SEMO 60 | 11/19/22

FOLLOW THE REDHAWKS

Video: **ESPN+**

Online.....Plus.ESPN.com

Mobile App.....ESPN

Redhawks Radio Network

Play-by-Play.....Erik Sean

Flagship Station.....Real Rock 99.3 FM

Listen Online.....SEMORedhawks.com

Live Stats

BradleyBraves.com

Social Media

X.....@SEMOMBB

Hashtag.....#FeelinRowdy

Instagram.....@SEMORedhawks | @SEMOMBB

Facebook.....SEMORedhawks | SEMOMBB

STRATEGIC COMMUNICATIONS

Jeff Honza.....Associate AD / Men's Basketball Contact

Office.....(573) 651-2933

Cell.....(618) 528-1145

Email.....jhonza@semo.edu/redhawk1@me.com

Website.....SEMORedhawks.com



Southeast Missouri or SEMO

is the preferred reference for Southeast Missouri State University athletic teams. Southeastern Missouri State is **NOT** an acceptable reference.



Redhawks Open Season at Bradley

- Southeast Missouri opens its 2024-25 season at Missouri Valley Conference member Bradley on Nov. 4. Tip-off is set for 7 p.m., CT at Carver Arena.
- SEMO starts a season against Bradley for the second time in its NCAA Division I era.
- The Redhawks and Braves last faced each other in a season-opener on Nov. 19, 2004. BU won that game, 77-73, in Peoria, Illinois.
- SEMO opens a season on the road for the seventh-straight year.
- The Redhawks have started a season on the road every year Brad Korn has been their head coach.
- SEMO is 3-1 in season-openers with Korn at the helm.

Series Notes

- Southeast Missouri and Bradley meet for the 13th time in 2024-25.
- BU holds a 10-2 lead in the all-time series that dates back to 1976.
- SEMO is 1-9 against the Braves in Peoria.
- The Redhawks only win on BU's home court came on Dec. 22, 1999 (65-60).
- SEMO has dropped each of the last eight meetings between the teams with seven of those in Peoria.

Season-Openers

- The Redhawks are 13-20 in season-opening games during their NCAA Division I era.
- Southeast Missouri opens a season away from home for the 18th time in 19 years when it travels to Bradley Monday.
- SEMO is 3-1 in such games under Head Coach Brad Korn.
- The Redhawks last season-opening win, a 64-61 victory at South Florida (Nov. 7, 2022), gave SEMO three-straight season-opening wins away from home for the first time in program history.

About the Program

- Southeast Missouri begins its 118th season of basketball in 2024-25.
- This year marks SEMO's 34th as an NCAA Division I program.
- The Redhawks first moved to the NCAA Division I ranks in 1991-92.
- SEMO has a total of nine winning seasons at the NCAA Division I level.
- The Redhawks won one Ohio Valley Conference regular-season title (1999-2000), two OVC Tournament crowns (1999-2000, 2022-23) and advanced to the NCAA Tournament twice (1999-2000, 2022-23).
- SEMO has an all-time NCAA Division I record of 385-562 and is 213-328 in the OVC.

Roster Breakdown

- The 2024-25 roster consists of 14 players, including two seniors, eight juniors, three sophomores and one freshman.
- Rob Martin, BJ Ward, TJ Biel, David Idada, Mason Hanback, Braxton Stacker and Marqueas Bell are the returnees back from last season.
- SEMO added six transfers and one freshman to complete this year's team.



SOUTHEAST MISSOURI BASKETBALL NOTES



BRADLEY
NOVEMBER 4

QUICK FACTS

Location.....	Cape Girardeau, Mo.
Founded.....	1873
Enrollment.....	8,454
Nickname.....	Redhawks
Colors.....	Red & Black
Affiliation.....	NCAA Division I
Conference.....	Ohio Valley
President.....	Dr. Carlos Vargas
V.P. for Intercollegiate Athletics.....	Brady Barke
Basketball Office Phone.....	(573) 651-5132
Facility.....	Show Me Center (7,000)
Year Opened.....	1987
First Year of Basketball.....	1907
First Year of Division I Basketball.....	1991-92
All-Time Record (Yrs.).....	1326-1263 (117)
All-Time Division I Record (Yrs.).....	385-562 (33)
All-Time OVC Record (Yrs.).....	213-328 (33)
OVC Tournament Record.....	16-16
OVC Tournament Appearances (Last).....	18 (2023)
OVC Regular-Season Championships.....	1 (1999-2000)
OVC Tournament Championships.....	2 (1999-2000; 2022-23)
NCAA Tournament Berths.....	2 (1999-2000; 2022-23)
2023-24 Record.....	9-22
Home.....	8-7
Away.....	1-14
Neutral.....	0-1
2023-24 OVC Record/Finish.....	4-14/10th
Home.....	3-6
Away.....	1-8
Starters Returning/Lost.....	2/3
Lettermen Returning/Lost.....	7/8
Newcomers.....	7

UPCOMING OVC GAMES (CT)

Monday, November 4

Morehead State at Louisville, 6 p.m.
Tennessee Tech at Georgia, 6:30 p.m.
Southeast Missouri at Bradley, 7 p.m.
UT Martin at Illinois State, 7 p.m.
Southern Indiana at DePaul, 7 p.m.
Eastern Illinois at Illinois, 7 p.m.
Arkansas Baptist at Little Rock, 7 p.m.
Westminster at SIU Edwardsville, 7:30 p.m.
Fisk at Tennessee State, 7:30 p.m.
Lindenwood at Oklahoma, 8 p.m.
Western Illinois at San Jose State, 9 p.m.

Wednesday, November 6

Boyce at Morehead State, 6 p.m.
Earlham College at Eastern Illinois, 7 p.m.
SIU Edwardsville at Indiana, 7 p.m.
Western Illinois at Pepperdine, 8 p.m.

Thursday, November 7

Kentucky Christian at UT Martin, 11 a.m.
UHSP at Lindenwood, 6 p.m.
Bryan College at Tennessee Tech, 6 p.m.
Bucknell at Southern Indiana, 7 p.m.



2023-24 STATS COMPARISON

Southeast Missouri (9-22, 4-14 OVC)

Team Statistics	SEMO	OPP
Points Per Game	67.0	73.5
Rebounds Per Game	31.7	36.1
Field Goal Percentage	.413	.463
3-Point FG Percentage	.304	.307
Free Throw Percentage	.699	.698
Assists Per Game	12.4	12.5
Steals Per Game	5.7	6.6
Blocks Per Game	2.5	3.4

Bradley (23-12, 13-7 MVC)

Team Statistics	BU	OPP
Points Per Game	74.1	67.1
Rebounds Per Game	34.7	33.0
Field Goal Percentage	.472	.411
3-Point FG Percentage	.366	.327
Free Throw Percentage	.727	.719
Assists Per Game	13.2	11.4
Steals Per Game	7.1	6.7
Blocks Per Game	4.1	2.1

Redhawks Picked Seventh in OVC Preseason Poll

- Southeast Missouri was picked seventh in the 2024-25 Ohio Valley Conference Men's Basketball Preseason Poll.
- SEMO accumulated 86 points in the overall voting by the OVC head men's basketball coaches.
- Little Rock was tabbed this year's preseason favorite with 200 points and 20 of the possible 22 first-place votes.
- The Trojans were one of three teams to share last year's OVC regular-season title along with Morehead State and UT Martin.
- Western Illinois (172 pts.), SIU Edwardsville (2 first-place votes, 151 pts.), Tennessee State (134 pts.), Morehead State (131 pts.) and Eastern Illinois (87 pts.) were also picked ahead of the Redhawks.
- Southern Indiana (79 pts.), Lindenwood (67 pts.), UT Martin (52 pts.) and Tennessee Tech (51 pts.) round out the 11-team predicted order of finish.

Returning Starters

- Guards Rob Martin and Braxton Stacker are Southeast Missouri's returning starters.
- Martin led SEMO in scoring (11.9 ppg), assists (108), minutes (28.5 mpg) and free throw percentage (.885) during his first year with the Redhawks in 2023-24.
- He ranked fifth in the Ohio Valley Conference in assists and sixth in assist/turnover ratio (1.52).
- Stacker ranked fourth on the team in scoring with 7.4 points per game and topped the Redhawks in steals (29) and blocks (15).

NCAA Division I Experience

- Eight players on this year's roster have NCAA Division I playing experience.
- Returnees Rob Martin, Marqueas Bell, TJ Biel, David Idada, Mason Hanback, Braxton Stacker and BJ Ward all played with the Redhawks in 2023-24. Teddy Washington, Jr., who played one season at Texas A&M-Corpus Christi, is the other.

- Transfers Troy Cole, Jr. (Highland CC), Saxton Hoepker (Southwestern Illinois College), Elliot Lowndes (John A. Logan College), Brendan Terry (Pensacola State College) and Damarion Walkup (Olney Central College), along with freshman Jay Reynolds (Cape Central H.S.) make their NCAA Division I basketball debuts in 2024-25.

Against the Missouri Valley Conference

- Southeast Missouri is 134-279 all-time against the Missouri Valley Conference.
- SEMO has played Missouri State (147 games) and Southern Illinois (120 games) the most out of the MVC.
- The Redhawks are 46-74 against SIU, 0-2 vs. Drake, 8-14 vs. Evansville, 2-10 vs. Bradley, 1-7 vs. Illinois State, 1-3 vs. Indiana State, 55-92 vs. Missouri State, 21-65 vs. Murray State and 0-12 vs. Belmont.
- Bradley is one of two MVC schools on SEMO's 2024-25 schedule. SEMO will also travel to Murray State on Dec. 8.

Year Five for Korn

- Brad Korn is in his fifth year as Southeast Missouri's head coach.
- Korn's position at SEMO is his first as a head coach.
- He led the Redhawks to their first Ohio Valley Conference Tournament title and NCAA Tournament appearance in over two decades during the 2022-23 campaign.
- SEMO became the first #5 seed to win the OVC Tournament winning four games in four days along the way.
- Korn is 53-73 overall and 31-42 in the OVC.
- He was hired as the seventh head coach in SEMO's NCAA Division I era on Mar. 23, 2020.

Byrd Joins Coaching Staff

- DJ Byrd was hired as an assistant coach to complete Southeast Missouri's staff for the 2024-25 season.
- Byrd was briefly at Barry University last summer before arriving in Cape Girardeau.

SOUTHEAST MISSOURI BASKETBALL NOTES

- Prior to that, he was on the men's basketball staff at Mercer University for five years.
- Byrd worked as a graduate assistant from 2017-19 at Purdue with 2019 NABC National Coach of the Year Matt Painter.
- A former standout as a player at Purdue, Byrd saw action in 130 career games and scored 880 points along the way.
- He made 195 three-pointers, ninth-most among Boilermaker career leaders.
- Byrd was the Big Ten Conference Sixth Man of the Year in 2012 helping lead Purdue to three NCAA Tournaments (2010, 2011, 2012).
- In 2010, the Boilermakers won the Big Ten Championship and advanced to the Sweet 16 before falling to the eventual NCAA National Champion Duke Blue Devils.

November Games

- Southeast Missouri will play seven games in November, its first month of the 2024-25 season.
- After Bradley, SEMO travels to SEC member Vanderbilt (Nov. 10) before returning to Cape Girardeau for its home-opener against Crowley's Ridge College (Nov. 13).
- The Redhawks also host Chattanooga (Nov. 17) and Kansas City (Nov. 30) and play two games in Conway, Arkansas vs. Central Arkansas (Nov. 21) and UNC Asheville (Nov. 22).
- SEMO is 10-13 all-time in November games under Head Coach Brad Korn.

About Bradley

- Bradley was tabbed the preseason favorite in the Missouri Valley Conference for this upcoming 2024-25 campaign.
- BU received 46 first-place votes and 597 points in the overall voting.
- The Braves finished third in the MVC regular-season race a year ago and were last picked to win the league in 1999-2000.
- Duke Deen was selected as the MVC Preseason Player of the Year.

- Darius Hannah joined Deen on the MVC Preseason First-Team and Zek Montgomery was a Preseason Second-Team selection for BU.
- The Braves went 23-12 overall and 13-7 in MVC action last season.

2024-25 Schedule

- Southeast Missouri will play 31 games, including 15 at the Show Me Center in 2024-25.
- SEMO's non-conference slate is comprised of 11 matchups, eight of which are against NCAA Division I opponents.
- The Redhawks begin the season with back-to-back road games at Missouri Valley Conference member Bradley (Nov. 4) and Southeastern Conference member Vanderbilt (Nov. 10).
- SEMO hosts NAIA affiliate Crowley's Ridge College (Nov. 13) in its home-opener. Crowley's Ridge is one of three non-Division I teams making trips to Cape Girardeau along with St. Mary of the Woods (Dec. 15) and Westminster (Dec. 29).
- The rest of the Redhawks non-conference slate features games at Central Arkansas (Nov. 21), Lipscomb (Dec. 5) and former Ohio Valley Conference foe Murray State (Dec. 8), a neutral site contest against UNC Asheville (Nov. 22) in Conway, Arkansas and home matchups with Chattanooga (Nov. 17) and Kansas City (Nov. 30).
- SEMO opens its 20-game OVC schedule at home prior to Christmas against Eastern Illinois (Dec. 19) and SIU Edwardsville (Dec. 21).
- For the second-straight year the league membership includes 11 teams (Eastern Illinois, Lindenwood, Little Rock, Morehead State, SEMO, SIU Edwardsville, Southern Indiana, Tennessee State, Tennessee Tech, UT Martin and Western Illinois).
- In 2024-25, the Conference schedule switches to a true round-robin slate of 20 games (after being 18 games a season ago).

BRADLEY
NOVEMBER 4



2024-25 OVC PRESEASON POLL

School	First-Place Votes	Pts.
Little Rock	20	200
Western Illinois	-	172
SIU Edwardsville	2	151
Tennessee State	-	134
Morehead State	-	131
Eastern Illinois	-	87
Southeast Missouri	-	86
Southern Indiana	-	79
Lindenwood	-	67
UT Martin	-	52
Tennessee Tech	-	51



OVC Players to Watch

Rob Martin, G
Teddy Washington, Jr., G

2023-24 FINAL OVC STANDINGS

School	OVC	Pct.	Overall	Pct.	Home	Away	Neutral	L10	Streak
Little Rock	14-4	.778	21-13	.618	14-4	6-6	1-3	8-2	L2
UT Martin	14-4	.778	21-11	.656	12-2	9-7	0-2	8-2	L1
Morehead State	14-4	.778	26-9	.743	14-1	9-7	3-1	6-4	L1
Western Illinois	13-5	.722	21-12	.636	10-5	10-6	1-1	6-4	L1
Tennessee State	10-8	.556	18-15	.545	11-3	5-10	2-2	5-5	L1
SIU Edwardsville	9-9	.500	17-16	.515	12-2	2-13	3-1	4-6	L1
Eastern Illinois	8-10	.444	14-18	.438	9-6	4-11	1-1	4-6	L1
Southern Indiana	5-13	.278	8-24	.250	5-10	3-13	0-1	2-8	L4
Tennessee Tech	5-13	.278	10-21	.323	7-8	3-13	0-0	3-7	L2
Southeast Missouri	4-14	.222	9-22	.290	8-7	1-14	0-1	2-8	W1
Lindenwood	3-15	.167	9-22	.290	4-10	3-12	2-0	2-8	L1



BRADLEY
NOVEMBER 4

Ohio Valley Conference Tournament

- The Ohio Valley Conference Board of Presidents voted to accept an agreement to hold the OVC Men's and Women's Basketball Championships at the Ford Center in Evansville, Indiana through the 2026 Championship.
- The agreement also includes an option for the 2027 Championship.
- The OVC Basketball Championships have been held in the venue since 2018. In September 2019, the OVC accepted a three-year agreement to continue hosting the event at the venue through 2023, and in December exercised an option for 2024.
- The Ford Center, which opened in November 2011, is an 11,000-seat arena located in the core of Evansville's downtown district. The 290,000-square foot facility serves as home of Evansville Thunderbolts of the Southern Professional Hockey League and the University of Evansville men's basketball team. The Ford Center also serves as host to numerous sporting events and concerts on an annual basis.
- The OVC Basketball Tournament is the fourth-oldest Division I Championship in the country; the men's event will be held for the 60th time this year.
- The top eight men's and women's teams, based upon Conference winning percentage, automatically earn access to the OVC Basketball Championship. The OVC Basketball Championships feature 14 games of basketball action spanning four days as teams compete to capture the OVC title and earn a bid to the NCAA Tournament.



BRADLEY
NOVEMBER 4



SOUTHEAST MISSOURI BASKETBALL NOTES



BRADLEY
NOVEMBER 4

2024-25 SCHEDULE/RESULTS

November (0-0)

4	at Bradley ^{ESPN+}	7 p.m.
10	at Vanderbilt	12 p.m.
13	Crowley's Ridge College ^{ESPN+}	6:30 p.m.
17	Chattanooga ^{ESPN+}	2 p.m.
21	at Central Arkansas	6:30 p.m.
22	vs. UNC Asheville !	TBA
30	Kansas City ^{ESPN+}	7:30 p.m.

December (0-0, 0-0 OVC)

5	at Lipscomb	11 a.m.
8	at Murray State	3 p.m.
15	Saint Mary of the Woods ^{ESPN+}	2 p.m.
19	Eastern Illinois* ^{ESPN+}	7:30 p.m.
21	SIU Edwardsville* ^{ESPN+}	3:45 p.m.
29	Westminster ^{ESPN+}	2 p.m.

January (0-0, 0-0 OVC)

2	at Tennessee State* ^{ESPN+}	7:30 p.m.
4	at UT Martin* ^{ESPN+}	3:30 p.m.
9	Southern Indiana* ^{ESPN+}	7:30 p.m.
11	Morehead State* ^{ESPN+}	3:45 p.m.
14	Little Rock* ^{ESPN+}	7:30 p.m.
16	at Tennessee Tech* ^{ESPN+}	7:30 p.m.
23	at Lindenwood* ^{ESPN+}	7:30 p.m.
25	at Western Illinois* ^{ESPN+}	3:30 p.m.
30	UT Martin+ ^{ESPN+}	7:30 p.m.

February (0-0, 0-0 OVC)

1	Tennessee State* ^{ESPN+}	3:45 p.m.
6	at Morehead State* ^{ESPN+}	6:30 p.m.
8	at Southern Indiana* ^{ESPN+}	7:30 p.m.
11	at Little Rock* ^{ESPN+}	7 p.m.
15	Tennessee Tech* ^{ESPN+}	3:45 p.m.
20	Western Illinois* ^{ESPN+}	7:30 p.m.
22	Lindenwood* ^{ESPN+}	3:45 p.m.
27	at SIU Edwardsville* ^{ESPN+}	7:30 p.m.

March (0-0, 0-0 OVC)

1	at Eastern Illinois* ^{ESPN+}	3:30 p.m.
5	OVC Tournament ^{First Round}	Evansville, Ind.
6	OVC Tournament ^{Quarterfinals}	Evansville, Ind.
7	OVC Tournament ^{Semifinals}	Evansville, Ind.
8	OVC Tournament ^{Championship}	Evansville, Ind.

All games broadcast live on the radio at Real Rock 99.3 FM. All times Central and Subject to Change; Home Games in **Bold**; * - Denotes Ohio Valley Conference Game ! - Game played in Conway, Ark.

PROBABLE STARTERS




Guard
5-10 / 170 / Jr.
St. Louis, Mo. / Indiana State

1

ROB MARTIN

- Led the team in scoring and assists in his first year at Southeast Missouri in 2023-24.
- Averaged 11.9 points in 31 games and 28 starts.
- Dished out 108 assists for an average of 3.5 per game.
- Led the team with 28.5 minutes per contest.
- Averaged 13 points per game in Ohio Valley Conference play.
- Ranked fifth in the OVC in assists and sixth in assist/turnover ratio.



Guard
6-7 / 205 / Sr.
Calgary, Alberta / Triton College

5

TJ BIEL

- Saw action in 30 games and logged five starts in his first season at Southeast Missouri in 2023-24.
- Averaged 4.9 points and 2.9 rebounds a game.
- Scored 3.3 points and grabbed 2.2 rebounds per contest in Ohio Valley Conference play.
- Started four games at Triton College averaging 9.3 points and 4.1 rebounds in 2022-23.



Forward
6-7 / 215 / Jr.
Santa Monica, Calif. / Pensacola State College

15

BRENDAN TERRY

- Played two seasons at Pensacola State College.
- As a sophomore, started 20 games and averaged 7.7 points and seven rebounds as the team's top rebounder and fourth-leading scorer.
- Was a three-year starter at Crossroads High School.
- Won a State Championship in 2018 and averaged 17.3 points per game as a senior.




Guard
6-5 / 200 / Jr.
Donaldsonville, La. / Highland CC

4

TROY COLE, JR.

- Will make first career NCAA Division I start at Bradley on Nov. 4.
- Was Highland Community College's top scorer with 16.5 points per game in 2023-24.
- Shot 49.7 percent (186-of-374) from the field.
- Ranked second on the team in assists (95) and steals (50).
- Played his freshman season at Blackburn College, where he averaged 15.2 points per contest.



Guard
6-2 / 175 / Sr.
Blytheville, Ark. / Indiana State

10

TEDDY WASHINGTON, JR.

- One of six transfers on this year's roster.
- Joins Southeast Missouri from Texas A&M-Corpus Christi, where he saw action in 27 games and made one start in 2023-24.
- Ranked second on the team with 37 steals and had 10 multi-steal games.
- Played two seasons at Moberly Area Community College, averaging 14.2 points per game.
- Earned All-Region honors at MACC.

SEMO
BASKETBALL

MEDIA INFORMATION

BRADLEY
NOVEMBER 4



Strategic Communications

The Southeast Missouri Strategic Communications Office is always willing to assist the media with their coverage of Redhawk basketball. All media and credential requests should be made to Associate Director of Athletics Jeff Honza. Should you need any information, feel free to call anytime, day or night. Honza can be reached at (573) 651-2933 (work) or (618) 528-1145 (mobile).

In-Season Interview Policy


All of Southeast Missouri's basketball student-athletes and coaches will be available to the media throughout the 2024-25 season. Interviews should be arranged through the Southeast Missouri Strategic Communications Office. Interviews with players and coaches will be conducted either before or after practices during the season. Please let the Strategic Communications Office know if you plan to attend practice. Practices are held at either the Show Me Center or Student Recreation Center.

Credentials

Credentials are required for entrance to the Show Me Center. To request season or single-game credentials, please contact Jeff Honza in the Southeast Missouri Strategic Communications Office by phone at (573) 651-2933 or email at redhawk1@me.com / jhonza@semo.edu. Credentials can be picked up at the NCAA Pass Gate located at the Southeast entrance of the Show Me Center. Southeast Missouri follows the guidelines set forth by the NCAA governing the issuance of credentials. Press credentials will be issued to accredited sports writers of daily and weekly newspapers. Photo passes will be issued to accredited members of the photo media working for newspapers and television stations. All credential requests should come from sports editors, directors or anchors. Spouses, dates and minors will not be permitted on Press Row or in the press areas at the Show Me Center. Any unauthorized use of credentials will result in revocation of credentials issued by Southeast Missouri State University and credential requests will not be honored for future SEMO athletic events.

Press Row

Media will be assigned seats courtside on the north side of the Show Me Center. Press Row is reserved for working media







SEMO BASKETBALL
SEMO BASKETBALL
SEMO BASKETBALL
SEMO BASKETBALL

2024-25 RADIO SHOW SCHEDULE
ALL SHOWS 12-1 P.M., CT

DECEMBER 9 - WINGS ETC. CAPE GIRARDEAU
DECEMBER 16 - WINGS ETC. JACKSON
DECEMBER 23 - NO SHOW
DECEMBER 30 - NO SHOW

JANUARY 6 - WINGS ETC. CAPE GIRARDEAU
JANUARY 13 - WINGS ETC. CAPE GIRARDEAU
JANUARY 20 - WINGS ETC. JACKSON
JANUARY 27 - WINGS ETC. CAPE GIRARDEAU

FEBRUARY 3 - WINGS ETC. CAPE GIRARDEAU
FEBRUARY 10 - WINGS ETC. JACKSON
FEBRUARY 17 - WINGS ETC. CAPE GIRARDEAU
FEBRUARY 24 - WINGS ETC. CAPE GIRARDEAU

NOTE: RADIO SHOW MAY START SOONER DEPENDING ON THE CONCLUSION OF THE SEMO FOOTBALL SEASON

only. Professional decorum is expected at all times. Cheering or outward expression is strictly prohibited.

SEMORedhawks.com

Southeast Missouri's official athletics website is updated daily with information on all 15 sports available. Complete schedules, results, coaches and player bios, and other information can be accessed.

Postgame Interviews

The Southeast Missouri Strategic Communications staff will make requested student-athletes available to the media at the conclusion of each game. Head Coach Brad Korn's first postgame responsibility after meeting with the team is his live radio show. Korn and selected student-athletes will address the media after every game and the opposing head coach will be available upon request. Korn will address any media immediately after his postgame radio obligation with the Redhawks Radio Network.

Photographers/Videographers

Photographers and videographers working the floor level at the Show Me Center are required to shoot from behind the dash lines along the baselines and must sit on the floor in those areas. The Strategic Communications Department may identify other positions off the court where

photographers/videographers may work, provided the view is not blocked for fans. At no time may photographers/videographers work directly from behind the official scorer's table and team benches, and in front of any courtside signage. No tripods may be placed on or beside the court and flash photography is strictly prohibited.

Live Stats

StatBroadcast Live is the exclusive live statistics platform of Southeast Missouri basketball. Live stats can be accessed at Statb.us/I/SEMO.

Visiting Radio

A courtesy ethernet line is available for official visiting team radio use at the Show Me Center. If additional lines are needed, they must be secured by calling (573) 651-2275 at least one week in advance. Space along with ethernet lines and multiple live camera angles will be provided. Contact Jeff Honza for more information.

Press Row Services

The Show Me Center is equipped with wireless internet. A member of the Strategic Communications staff will provide login information. Full statistical packets will be available following each game.



BRADLEY
NOVEMBER 4

HEAD COACH BRAD KORN



Head Coach
Fifth Year
Southern Illinois, 2004



BRAD KORN

Korn File

Hometown: Plano, Ill.

Birthdate: August 22, 1981

Alma Mater: Southern Illinois, 2004

Education: Bachelor's Marketing (Southern Illinois); Master's in Administrative Studies (Missouri State)

Date Hired: March 23, 2020

Family: Wife - Kristin; Daughters - Brielyn, Ashtyn

By the Numbers

- 53 overall wins.
- 31 Ohio Valley Conference victories.
- 19 wins in 2022-23, SEMO's most in a season since 1999-2000.
- 10 OVC wins in 2022-23, SEMO's most in a season since 1999-2000.
- 10 OVC Commissioner's Honor Roll selections.
- 6 OVC Freshman of the Week honorees.
- 5 OVC Players of the Week honorees.
- 4 OVC Newcomers of the Week honorees.
- 2 OVC First-Team selections.
- 2 OVC Second-Team selections.
- 2 OVC All-Tournament Team selections.
- 2 1,000-point scorers.
- 1 OVC Tournament Championship (2022-23).
- 1 NCAA Tournament Appearance (2022-23, First Four).
- 1 OVC Tournament Most Valuable Player.

Career Highlights

- Officially hired as the seventh head coach in Southeast Missouri's NCAA Division I era on March 23, 2020.
- Began his first head coaching job in the middle of a COVID-19 pandemic during the 2020-21 season.
- Brought the national spotlight back on SEMO basketball when his 2022-23 team won the OVC Tournament title and advanced to the NCAA Tournament. It was the program's first OVC Tournament crown and NCAA Tournament appearance in over two decades.
- SEMO became the first #5 seed to ever win the OVC Tournament after winning four games in four days during the 2022-23 campaign. Along the way, the Redhawks knocked off the tourney's top two seeds in #1 Morehead State and #2 Tennessee Tech to claim the title.
- The Redhawks faced Texas A&M-Corpus Christi in the NCAA First Four on Mar. 14, 2023. SEMO's 2022-23 season ended with a close

75-71 loss in that game.

- SEMO snapped a streak of eight-straight losing seasons with its 19-17 record during 2022-23.
- It was the first time the Redhawks had both winning overall and OVC records in a season since 2004-05.
- The historic 2022-23 season received unprecedented media attention. Brad Korn and Chris Harris were featured in a live interview with Inside College Basketball studio hosts Clark Kellogg, Seth Davis, Greg Gumbel and Jay Wright on Selection Sunday prior to the Atlantic 10 Championship game.
- Became just the second head coach in SEMO basketball history to lead his team to back-to-back trips to the OVC Tournament semifinals (2021-22, 2022-23).
- The OVC Tournament semifinal appearance in 2021-22 was SEMO's first in 17 years.
- Academically, Korn's 2023-24 team completed the academic year with a 3.09 grade point average helping lift SEMO Athletics to a department record 3.44 spring GPA.

Coaching Experience

- 2004-06 - Graduate Assistant, Southern Illinois
- 2006-12 - Assistant Coach, Southern Illinois
- 2012-13 - Director of Operations, Kansas State
- 2013-16 - Assistant Coach, Missouri State
- 2016-20 - Assistant Coach, Kansas State
- 2020-present - Head Coach, Southeast Missouri

Previous Experience

- Korn spent five years at Big 12 Conference member Kansas State working four seasons as an assistant coach and one as the program's Director of Operations.
- In his final four years back at K-State after returning following a three-year stint at Missouri State, Korn helped the Wildcats to 82 wins and three-straight NCAA Tournaments.
- K-State posted consecutive 25-win campaigns for the first time in school history (2017-18, 2018-19).
- Spent one season on Bruce Weber's inaugural staff at K-State as Director of Operations, helping lead the Wildcats to a 27-8 record and their first-ever Big 12 regular-season title in 2012-13.
- Overall, Korn has 19 years of Division I coaching experience.
- Returned to Manhattan, Kansas in May, 2016 after three seasons at Missouri State, where he was an assistant coach under Paul Lusk.
- Before his first stint at K-State, Korn spent eight years at his alma mater, Southern Illinois, including his final six seasons as a full-time

SEMO
BASKETBALL

HEAD COACH BRAD KORN**BRADLEY**
NOVEMBER 4

assistant under Chris Lowery.

- During his time at SIU, Korn helped lead the Salukis to a 145-116 record, four postseason appearances, two Missouri Valley Conference championships and one State Farm Missouri Valley Tournament title. The 2006-07 SIU team advanced to the Sweet 16 with Korn on the coaching staff.

Playing Experience

- Korn helped the Salukis through one of their greatest periods of success from 1999 to 2004.
- The squad went from 16 wins his redshirt-freshman season to three consecutive NCAA Tournament appearances under head coaches Bruce Weber and Matt Painter.
- He was part of three Missouri Valley Conference regular-season championships.
- The 6-foot-9 forward saw action in 121 games in his career, averaging 5.2 points and 2.3 rebounds in 14.5 minutes per game.
- As a senior, Korn averaged 9.7 points on 41 percent shooting with four rebounds and 1.9 assists in helping lead SIU to 25 wins and a 17-1 mark in MVC play.
- He was named to the MVC's Most Improved Team.

KORN YEAR-BY-YEAR

Year	School	Assignment	Record	Conf./Fin.	Postseason
2004-05	Southern Illinois	Graduate Asst.	27-8	15-3/1st	NCAA Second Round
2005-06	Southern Illinois	Graduate Asst.	22-11	12-6/2nd	NCAA First Round
2006-07	Southern Illinois	Assistant Coach	29-7	15-3/1st	NCAA Sweet 16
2007-08	Southern Illinois	Assistant Coach	18-15	11-7/3rd	NIT Second Round
2008-09	Southern Illinois	Assistant Coach	13-18	8-10/5th	-
2009-10	Southern Illinois	Assistant Coach	15-15	6-12/9th	-
2010-11	Southern Illinois	Assistant Coach	13-19	5-13/8th	-
2011-12	Southern Illinois	Assistant Coach	8-23	6-13/9th	-
2012-13	Kansas State	Dir. of Operations	27-8	14-4/1st	NCAA Second Round
2013-14	Missouri State	Assistant Coach	20-13	9-9/4th	CIT Tournament
2014-15	Missouri State	Assistant Coach	11-20	5-13/8th	-
2015-16	Missouri State	Assistant Coach	13-19	8-10/7th	-
2016-17	Kansas State	Assistant Coach	21-14	8-10/6th	NCAA First Round
2017-18	Kansas State	Assistant Coach	25-12	10-8/4th	NCAA Elite Eight
2018-19	Kansas State	Assistant Coach	25-9	14-4/1st	NCAA First Round
2019-20	Kansas State	Assistant Coach	11-21	3-15/10th	-
2020-21	Southeast Missouri	Head Coach	11-16	9-11/7th	-
2021-22	Southeast Missouri	Head Coach	14-18	8-9/4th	-
2022-23	Southeast Missouri	Head Coach	19-17	10-8/5th	OVC Tournament Champs NCAA First Four
2023-24	Southeast Missouri	Head Coach	9-22	4-14/10th	-
2024-25	Southeast Missouri	Head Coach			

Overall Record: 53-73**Record at SEMO:** 53-73, 31-42 Ohio Valley Conference (4 years)**Record as****College Assistant:** 222-205**Record as****Grad Assistant:** 49-19



BRADLEY
NOVEMBER 4

ASSISTANT COACHES



Third Year
Eastern Illinois, 2004

ASSOCIATE HEAD COACH



J.R. REYNOLDS

- In his third year at Southeast Missouri.
- Spent his first two seasons as an assistant coach before being promoted to associate head coach on Sept. 9, 2024.
- Worked five years as an assistant coach at Miami (Ohio) and four seasons as an assistant at his alma mater, Eastern Illinois.
- Was a graduate assistant at Purdue, as well and began his coaching career at Southern Illinois College.



Second Year
Missouri Baptist, 2013

ASSISTANT COACH



LADON CHAMPAGNE

- Enters his second year as a full-time assistant coach.
- Initially joined the Southeast Missouri staff as Director of Operations, where he spent two years.
- Worked five years as head boys basketball coach at Bishop DuBourg High School.
- Began his basketball coaching career at Westminster Christian Academy, where he spent four years.



Second Year
Greenville College, 2016

ASSISTANT COACH/OPERATIONS



RYAN STROHM

- Starts his second year at Southeast Missouri.
- Was elevated to assistant coach/operations on Sept. 9, 2024.
- Oversees team budgets, coordinates travel plans for away games and supervises managers, while providing support to academic programs and other areas in addition to his coaching duties.
- Coached at Huntington for three years before joining the SEMO staff.



First Year
Purdue, 2013

ASSISTANT COACH



DJ BYRD

- Newest addition to Southeast Missouri's coaching staff.
- Starts his first year at SEMO following a brief stint at Barry University and five years at Mercer University.
- Worked as a graduate assistant at Purdue, where he was a standout player.
- Saw action in 130 career games and scored 890 points helping lead Purdue to three NCAA Tournaments (2010, 2011, 2012).
- Was the Big Ten Conference Sixth Man of the Year in 2012.

2024-25 ROSTER

BRADLEY
NOVEMBER 4

Numerical

No.	Name	Pos.	Ht.	Wt.	Cl.	Hometown/High School/College
1	Rob Martin	G	5-10	170	Jr.	St. Louis, Mo./Christian Brothers/Indiana State
2	BJ Ward	G	6-0	195	So.	St. Louis, Mo./Chaminade College Prep School
3	Damarion Walkup	G	6-3	195	So.	Bowling Green, Ky./Warren Central/Olney Central College
4	Troy Cole, Jr.	G	6-5	200	Jr.	Donaldsonville, La./Donaldsonville/Highland CC
5	TJ Biel	G	6-7	205	Sr.	Calgary, Alberta, Canada/Edge School/Triton College
10	Teddy Washington, Jr.	G	6-2	175	Sr.	Blytheville, Ark./Blytheville/Texas A&M-Corpus Christi
15	Brendan Terry	F	6-7	215	Jr.	Santa Monica, Calif./Crossroads/Pensacola State College
18	David Idada	C	7-0	265	Jr.	Barendrecht, Netherlands/Golden State Prep
22	Saxton Hoepker	F	6-8	215	Jr.	Nashville, Ill./Nashville/Southwestern Illinois College
25	Jay Reynolds	G	6-4	190	Fr.	Cape Girardeau, Mo./Central H.S.
30	Elliot Lowndes	F	7-0	220	Jr.	Carbondale, Ill./Cobden/John A. Logan College
35	Mason Hanback	C	7-0	255	Jr.	Jackson, Tenn./Tennessee Prep
44	Braxton Stacker	G	6-5	205	Jr.	Fairview Heights, Ill./Cardinal Ritter/Murray State
55	Marques Bell	G	6-3	185	So.	Kansas City, Mo./Park Hill H.S.

Alphabetical

No.	Name	Pos.	Ht.	Wt.	Cl.	Hometown/High School/College
55	Marques Bell	G	6-3	185	So.	Kansas City, Mo./Park Hill H.S.
5	TJ Biel	G	6-7	205	Sr.	Calgary, Alberta, Canada/Edge School/Triton College
4	Troy Cole, Jr.	G	6-5	200	Jr.	Donaldsonville, La./Donaldsonville/Highland CC
35	Mason Hanback	C	7-0	255	Jr.	Jackson, Tenn./Tennessee Prep
22	Saxton Hoepker	F	6-8	215	Jr.	Nashville, Ill./Nashville/Southwestern Illinois College
18	David Idada	C	7-0	265	Jr.	Barendrecht, Netherlands/Golden State Prep
30	Elliot Lowndes	F	7-0	220	Jr.	Carbondale, Ill./Cobden/John A. Logan College
1	Rob Martin	G	5-10	170	Jr.	St. Louis, Mo./Christian Brothers/Indiana State
25	Jay Reynolds	G	6-4	190	Fr.	Cape Girardeau, Mo./Central H.S.
44	Braxton Stacker	G	6-5	205	Jr.	Fairview Heights, Ill./Cardinal Ritter/Murray State
15	Brendan Terry	F	6-7	215	Jr.	Santa Monica, Calif./Crossroads/Pensacola State College
3	Damarion Walkup	G	6-3	195	So.	Bowling Green, Ky./Warren Central/Olney Central College
2	BJ Ward	G	6-0	195	So.	St. Louis, Mo./Chaminade College Prep School
10	Teddy Washington, Jr.	G	6-2	175	Sr.	Blytheville, Ark./Blytheville/Texas A&M-Corpus Christi

Head Coach: Brad Korn (Fifth Year)**Associate Head Coach:** J.R. Reynolds (Third Year)**Assistant Coaches:** LaDon Champagnie (Second Year), Ryan Strohm (Second Year), DJ Byrd (First Year)**Graduate Assistant:** Sam Bledsoe **Managers:** Brett Hassel, Connor Cameron, Mason Oliver, Steven Creaghan

Breakdown by Class

Total Squad Members.....	14
Seniors.....	2
Juniors.....	8
Sophomores.....	3
Freshmen.....	1

Geographical

Arkansas.....	1
California.....	1
Canada.....	1
Illinois.....	3
Kentucky.....	1
Louisiana.....	1
Missouri.....	4
Netherlands.....	1
Tennessee.....	1

By Position

Center.....	2
Forward.....	3
Guard.....	9

Pronunciations

Marqueas Bell.....	mar-KEZ
TJ Biel.....	beel
Mason Hanback.....	hand-back
Saxton Hoepker.....	HEP-kerr
David Idada.....	EE-dah-dah
Ellot Lowndes.....	lown-dess

(down rhymes with town)

SOUTHEAST MISSOURI BASKETBALL NOTES



BRADLEY
NOVEMBER 4

2024-25 RADIO/TV ROSTER



1 | **Rob Martin**
G / 5-10 / 170 / Jr.
St. Louis, Mo.



2 | **BJ Ward**
G / 6-0 / 195 / So.
St. Louis, Mo.



3 | **Damarion Walkup**
G / 6-3 / 195 / So.
Bowling Green, Ky.



4 | **Troy Cole, Jr.**
G / 6-5 / 200 / Jr.
Donaldsonville, La.



5 | **TJ Biel**
G / 6-7 / 205 / Sr.
Calgary, Alberta




10 | **Teddy Washington, Jr.**
G / 6-2 / 175 / Jr.
Blytheville, Ark.



15 | **Brendan Terry**
F / 6-7 / 215 / Jr.
Santa Monica, Calif.



18 | **David Idada**
C / 7-0 / 265 / Jr.
Barendrecht, Netherlands



22 | **Saxton Hoepker**
F / 6-8 / 215 / Jr.
Nashville, Ill.



25 | **Jay Reynolds**
G / 6-4 / 190 / Fr.
Cape Girardeau, Mo.



30 | **Elliot Lowndes**
F / 7-0 / 220 / Jr.
Carbondale, Ill.



35 | **Mason Hanback**
C / 7-0 / 255 / Jr.
Jackson, Tenn.



44 | **Braxton Stacker**
G / 6-5 / 205 / Jr.
Fairview Heights, Ill.



55 | **Marqueas Bell**
G / 6-3 / 185 / So.
Kansas City, Mo.



Brad Korn
Head Coach
Fifth Year




J.R. Reynolds
Associate Head Coach
Third Year



LaDon Champagnie
Assistant Coach
Second Year



Ryan Strohm
Assistant Coach/Operations
Second Year



DJ Byrd
Assistant Coach
First Year



Sam Bledsoe
Graduate Assistant
First Year



Brett Hassell
Manager



Connor Cameron
Manager



Mason Oliver
Manager



Steven Creaghan
Manager

SEMO
BASKETBALL



SOUTHEAST MISSOURI BASKETBALL NOTES

2023-24 FINAL OVERALL STATISTICS



Game Records

Record	Overall	Home	Away	Neutral
ALL GAMES	9-22	8-7	1-14	0-1
CONFERENCE	4-14	3-6	1-8	0-0
NON-CONFERENCE	5-8	5-1	0-6	0-1

Score by Periods

Team	1st	2nd	OT	TOT
Southeast Mo. St.	959	1100	19	2078
Opponents	1119	1142	17	2278

Team Box Score

No. Player					Total		3-Point		F-Throw		Rebounds													
		GP-GS	MIN	AVG	FG-FGA	FG%	3FG-3FGA	3FG%	FT-FTA	FT%	OFF	DEF	TOT	AVG	PF	DQ	A	TO	BLK	STL	PTS	AVG		
1	MARTIN, Rob	31-28	883:08	28.5	138-326	.423	40-102	.392	54-61	.885	19	49	68	2.2	71	0	108	71	1	26	370	11.9		
21	EARLEY, Josh	28-27	601:43	21.5	134-231	.580	0-0	.000	22-38	.579	45	95	140	5.0	34	0	12	42	9	10	290	10.4		
3	SMART, Aquan	29-23	640:27	22.1	83-239	.347	13-69	.188	63-85	.741	6	82	88	3.0	84	2	67	59	8	25	242	8.3		
44	STACKER, Braxton	30-26	607:09	20.2	73-178	.410	15-51	.294	60-74	.811	31	63	94	3.1	70	1	21	35	15	29	221	7.4		
4	LARSON, Adam	31-23	622:26	20.1	71-166	.428	51-126	.405	30-46	.652	15	56	71	2.3	43	0	18	15	10	11	223	7.2		
11	EURSHER, Evan	29-9	615:25	21.2	56-167	.335	34-98	.347	15-18	.833	22	71	93	3.2	47	0	31	18	1	13	161	5.6		
5	BIEL, TJ	30-5	520:06	17.3	49-121	.405	12-49	.245	38-55	.691	29	58	87	2.9	52	0	12	19	8	11	148	4.9		
55	BELL, Marqueas	25-5	298:35	11.9	42-96	.438	6-19	.316	30-45	.667	4	51	55	2.2	24	0	19	19	1	12	120	4.8		
33	BRANSON, Dylan	9-3	187:34	20.8	13-39	.333	0-12	.000	10-13	.769	15	17	32	3.6	33	3	21	15	0	9	36	4.0		
2	WARD, BJ	29-2	537:30	18.5	47-150	.313	11-68	.162	10-17	.588	6	32	38	1.3	30	0	55	24	2	17	115	4.0		
24	CLARK, Kobe	3-0	47:33	15.9	4-9	.444	1-5	.200	2-5	.400	7	10	17	5.7	5	0	2	4	0	2	11	3.7		
22	ELKAMIL, Gavyn	18-0	153:34	8.5	11-43	.256	9-31	.290	7-7	1.000	10	20	30	1.7	14	0	10	2	2	2	38	2.1		
10	IDADA, David	29-4	280:16	9.7	21-46	.457	0-1	.000	16-44	.364	35	53	88	3.0	59	2	5	24	13	9	58	2.0		
35	HANBACK, Mason	26-0	229:34	8.8	22-37	.595	0-0	.000	1-4	.250	14	25	39	1.5	40	0	2	14	8	2	45	1.7		
Team											21	23	44					10						
Total		31	6225		764-1848	.413	192-631	.304	358-512	.699	279	705	984	31.7	606	8	383	371	78	178	2078	67.0		
Opponents		31	6225		802-1733	.463	160-522	.307	514-736	.698	275	845	1120	36.1	508	9	387	392	104	206	2278	73.5		

Team Statistics

	SEMO	OPP
Scoring	2078	2278
Points per game	67.0	73.5
Scoring margin	-6.5	-
Field goals-att	764-1848	802-1733
Field goal pct	.413	.463
3 point fg-att	192-631	160-522
3-point FG pct	.304	.307
3-pt FG made per game	6.2	5.2
Free throws-att	358-512	514-736
Free throw pct	.699	.698
F-Throws made per game	11.5	16.6
Rebounds	984	1120
Rebounds per game	31.7	36.1
Rebounding margin	-4.4	-
Assists	383	387
Assists per game	12.4	12.5
Turnovers	371	392
Turnovers per game	12.0	12.6
Turnover margin	+0.7	-
Assist/turnover ratio	1.0	1.0
Steals	178	206
Steals per game	5.7	6.6
Blocks	78	104
Blocks per game	2.5	3.4
Winning streak	1	-
Home win streak	0	-
Attendance	20617	38941
Home games-Avg/Game	15-1374	15-2596
Neutral site-Avg/Game	-	1-2163

Team Results

Date	Opponent		Score	Att.
11/06/2023	at Grand Canyon	L	67-88	7186
11/10/2023	at Butler	L	56-91	7072
11/15/2023	Evansville	L	57-76	1023
11/20/2023	Central Ark.	W	70-68	1231
11/25/2023	vs Evansville	L	74-93	2163
11/26/2023	at Chattanooga	L	56-72	2907
11/30/2023	at Kansas City	L	44-74	1297
12/03/2023	Mo. Baptist	W	84-56	1242
12/06/2023	Harris-Stowe	W	95-45	1563
12/09/2023	at Purdue Fort Wayne	L	80-89	1838
12/17/2023	Lindsey Wilson	W	87-59	1869
12/21/2023	at Illinois St.	L	64-85	3361
12/29/2023	Southern Ind.	Wot	93-91	1470
12/31/2023	Morehead St.	L	64-83	1849
01/04/2024	at Western Ill.	L	61-68	629
01/06/2024	Bethel (TN)	W	71-61	1423
01/11/2024	Lindenwood	L	68-74	1175
01/13/2024	at Tennessee Tech	L	59-70	1210
01/20/2024	SIUE	W	52-47	2142
01/25/2024	at UT Martin	L	58-84	1521
01/27/2024	at Little Rock	L	61-66	1356
01/30/2024	at Lindenwood	L	54-58	1986
02/03/2024	Western Ill.	L	55-76	1060
02/08/2024	Tennessee Tech	W	88-69	1056
02/10/2024	Tennessee St.	L	74-77	1134
02/15/2024	at Eastern Ill.	L	57-75	1369
02/17/2024	at SIUE	L	76-80	2233
02/22/2024	Little Rock	L	61-83	1013
02/24/2024	UT Martin	L	72-82	1367
02/29/2024	at Morehead St.	L	50-72	3105
03/02/2024	at Southern Ind.	W	70-66	1871

SOUTHEAST MISSOURI BASKETBALL NOTES



BRADLEY
NOVEMBER 4

2023-24 FINAL OVC STATISTICS

Game Records

Record	Overall	Home	Away	Neutral
ALL GAMES	4-14	3-6	1-8	0-0
CONFERENCE	4-14	3-6	1-8	0-0
NON-CONFERENCE	0-0	0-0	0-0	0-0

Score by Periods

Team	1st	2nd	OT	TOT
Southeast Mo. St.	543	611	19	1173
Opponents	626	678	17	1321

Team Box Score

No.	Player				Total		3-Point		F-Throw		Rebounds											
		GP-GS	MIN	AVG	FG-FGA	FG%	3FG-3FGA	3FG%	FT-FTA	FT%	OFF	DEF	TOT	AVG	PF	DQ	A	TO	BLK	STL	PTS	AVG
1	MARTIN, Rob	18-15	496:44	27.6	86-203	.424	25-62	.403	37-41	.902	10	27	37	2.1	51	0	66	41	1	19	234	13.0
21	EARLEY, Josh	17-17	408:14	24.0	99-175	.566	0-0	.000	19-31	.613	31	74	105	6.2	21	0	11	24	7	4	217	12.8
3	SMART, Aquan	16-10	346:43	21.7	43-125	.344	4-26	.154	33-44	.750	3	46	49	3.1	51	1	32	27	4	15	123	7.7
44	STACKER, Braxton	17-14	362:53	21.3	38-85	.447	8-25	.320	42-48	.875	19	36	55	3.2	42	1	12	13	8	18	126	7.4
55	BELL, Marqueas	15-5	234:10	15.6	32-73	.438	5-14	.357	25-36	.694	4	38	42	2.8	16	0	17	15	1	10	94	6.3
11	EURSHER, Evan	18-9	429:38	23.9	36-118	.305	27-74	.365	4-4	1.000	14	49	63	3.5	31	0	16	12	1	8	103	5.7
4	LARSON, Adam	18-13	360:17	20.0	30-77	.390	20-53	.377	10-18	.556	7	21	28	1.6	25	0	9	9	5	6	90	5.0
33	BRANSON, Dylan	6-2	132:14	22.0	9-28	.321	0-9	.000	4-5	.800	12	12	24	4.0	24	3	10	10	0	5	22	3.7
2	WARD, BJ	17-2	273:54	16.1	25-82	.305	5-34	.147	6-11	.545	3	14	17	1.0	10	0	25	14	0	8	61	3.6
5	BIEL, TJ	18-2	301:44	16.8	19-63	.302	8-29	.276	14-22	.636	16	24	40	2.2	28	0	6	10	5	6	60	3.3
10	IDADA, David	16-1	142:44	8.9	10-20	.500	0-0	.000	8-20	.400	17	25	42	2.6	34	1	3	10	4	5	28	1.8
35	HANBACK, Mason	15-0	110:52	7.4	6-16	.375	0-0	.000	0-0	.000	8	14	22	1.5	22	0	1	10	5	0	12	0.8
22	ELKAMIL, Gavyn	5-0	24:54	5.0	1-3	.333	1-3	.333	0-0	.000	0	2	2	0.4	2	0	0	0	0	0	3	0.6
Team											12	13	25					6				
Total		18	3625		434-1068	.406	103-329	.313	202-280	.721	156	395	551	30.6	357	6	208	201	41	104	1173	65.2
Opponents		18	3625		462-1009	.458	90-309	.291	307-418	.734	169	489	658	36.6	276	7	218	224	65	110	1321	73.4

Team Statistics

	SEMO	OPP
Scoring	1173	1321
Points per game	65.2	73.4
Scoring margin	-8.2	-
Field goals-att	434-1068	462-1009
Field goal pct	.406	.458
3 point fg-att	103-329	90-309
3-point FG pct	.313	.291
3-pt FG made per game	5.7	5.0
Free throws-att	202-280	307-418
Free throw pct	.721	.734
F-Throws made per game	11.2	17.1
Rebounds	551	658
Rebounds per game	30.6	36.6
Rebounding margin	-5.9	-
Assists	208	218
Assists per game	11.6	12.1
Turnovers	201	224
Turnovers per game	11.2	12.4
Turnover margin	+1.3	-
Assist/turnover ratio	1.0	1.0
Steals	104	110
Steals per game	5.8	6.1
Blocks	41	65
Blocks per game	2.3	3.6
Winning streak	1	-
Home win streak	0	-
Attendance	12266	15280
Home games-Avg/Game	9-1363	9-1698
Neutral site-Avg/Game	-	0-0

Team Results

Date	Opponent		Score	Att.
12/29/2023	Southern Ind.	Wot	93-91	1470
12/31/2023	Morehead St.	L	64-83	1849
01/04/2024	at Western Ill.	L	61-68	629
01/11/2024	Lindenwood	L	68-74	1175
01/13/2024	at Tennessee Tech	L	59-70	1210
01/20/2024	SIUE	W	52-47	2142
01/25/2024	at UT Martin	L	58-84	1521
01/27/2024	at Little Rock	L	61-66	1356
01/30/2024	at Lindenwood	L	54-58	1986
02/03/2024	Western Ill.	L	55-76	1060
02/08/2024	Tennessee Tech	W	88-69	1056
02/10/2024	Tennessee St.	L	74-77	1134
02/15/2024	at Eastern Ill.	L	57-75	1369
02/17/2024	at SIUE	L	76-80	2233
02/22/2024	Little Rock	L	61-83	1013
02/24/2024	UT Martin	L	72-82	1367
02/29/2024	at Morehead St.	L	50-72	3105
03/02/2024	at Southern Ind.	W	70-66	1871

2024-25 STATISTICS

BRADLEY
NOVEMBER 4

Comparison Game-by-Game (SEMO/Opponent)

Opponent	1st	2nd	Score	Mar	Total FG	FG Pct	3-Pointers	3FG Pct	Free Throws	FT Pct	Rebounds (Mar)	Assist	T/Over	Block	Steal	Fouls
Bradley																
Vanderbilt																
Crowley's Ridge Coll.																
Chattanooga																
Central Arkansas																
UNC Asheville																
Kansas City																
Lipscomb																
Murray State																
St. Mary of the Woods																
Eastern Illinois																
SIU Edwardsville																
Westminster																
Tennessee State																
UT Martin																
Southern Indiana																
Morehead State																
Little Rock																
Tennessee Tech																
Lindenwood																
Western Illinois																
UT Martin																
Tennessee State																
Morehead State																
Southern Indiana																
Little Rock																
Tennessee Tech																
Western Illinois																
Lindenwood																
SIU Edwardsville																
Eastern Illinois																

Points in the Paint, Second Chance Points, Points Off Turnovers, Fastbreak Points, Bench Points

Opponent	W/L	POINTS IN THE PAINT		2ND CHANCE POINTS		POINTS OFF TURNOVERS		FAST BREAK POINTS		BENCH POINTS	
		SEMO	OPP.	SEMO	OPP.	SEMO	OPP.	SEMO	OPP.	SEMO	OPP.
Bradley											
Vanderbilt											
Crowley's Ridge Coll.											
Chattanooga											
Central Arkansas											
UNC Asheville											
Kansas City											
Lipscomb											
Murray State											
St. Mary of the Woods											
Eastern Illinois											
SIU Edwardsville											
Westminster											
Tennessee State											
UT Martin											
Southern Indiana											
Morehead State											
Little Rock											
Tennessee Tech											
Lindenwood											
Western Illinois											
UT Martin											
Tennessee State											
Morehead State											
Southern Indiana											
Little Rock											
Tennessee Tech											
Western Illinois											
Lindenwood											
SIU Edwardsville											
Eastern Illinois											



BRADLEY
NOVEMBER 4

2024-25 STATISTICS

Game-by-Game Leaders

Opponent	W/L	Score	Points	Rebounds	Assists	Blocks	Steals
Bradley							
Vanderbilt							
Crowley's Ridge Coll.							
Chattanooga							
Central Arkansas							
UNC Asheville							
Kansas City							
Lipscomb							
Murray State							
St. Mary of the Woods							
Eastern Illinois							
SIU Edwardsville							
Westminster							
Tennessee State							
UT Martin							
Southern Indiana							
Morehead State							
Little Rock							
Tennessee Tech							
Lindenwood							
Western Illinois							
UT Martin							
Tennessee State							
Morehead State							
Southern Indiana							
Little Rock							
Tennessee Tech							
Western Illinois							
Lindenwood							
SIU Edwardsville							
Eastern Illinois							

BRADLEY
NOVEMBER 4



2024-25 STATISTICS

Game-by-Game Starters

Opponent	W/L	Score	Guard	Guard	Guard	Guard/Forward	Forward/Center	First Man Off the Bench
Bradley								
Vanderbilt								
Crowley's Ridge Coll.								
Chattanooga								
Central Arkansas								
UNC Asheville								
Kansas City								
Lipscomb								
Murray State								
St. Mary of the Woods								
Eastern Illinois								
SIU Edwardsville								
Westminster								
Tennessee State								
UT Martin								
Southern Indiana								
Morehead State								
Little Rock								
Tennessee Tech								
Lindenwood								
Western Illinois								
UT Martin								
Tennessee State								
Morehead State								
Southern Indiana								
Little Rock								
Tennessee Tech								
Western Illinois								
Lindenwood								
SIU Edwardsville								
Eastern Illinois								

Starting Lineup Combinations

Record	Guard	Guard	Guard	Guard/Forward	Forward/Center
-	-	-	-	-	-



BRADLEY
NOVEMBER 4

2024-25 STATISTICS

Team Game-by-Game Statistics

	Score	FG-A	Pct.	3FG-A	Pct.	FT-A	Pct.	OFF	DEF	Total	F	A	TO	B	S
Southeast Missouri															
Bradley															
Southeast Missouri															
Vanderbilt															
Southeast Missouri															
Crowley's Ridge Coll.															
Southeast Missouri															
Chattanooga															
Southeast Missouri															
Central Arkansas															
Southeast Missouri															
UNC Asheville															
Southeast Missouri															
Kansas City															
Southeast Missouri															
Lipscomb															
Southeast Missouri															
Murray State															
Southeast Missouri															
St. Mary of the Woods															
Southeast Missouri															
Eastern Illinois															
Southeast Missouri															
SIU Edwardsville															
Southeast Missouri															
Westminster															
Southeast Missouri															
Tennessee State															
Southeast Missouri															
UT Martin															
Southeast Missouri															
Southern Indiana															
Southeast Missouri															
Morehead State															
Southeast Missouri															
Little Rock															
Southeast Missouri															
Tennessee Tech															
Southeast Missouri															
Lindenwood															
Southeast Missouri															
Western Illinois															
Southeast Missouri															
UT Martin															
Southeast Missouri															
Tennessee State															
Southeast Missouri															
Morehead State															
Southeast Missouri															
Southern Indiana															
Southeast Missouri															
Little Rock															
Southeast Missouri															
Tennessee Tech															
Southeast Missouri															
Western Illinois															
Southeast Missouri															
Lindenwood															
Southeast Missouri															
SIU Edwardsville															
Southeast Missouri															
Eastern Illinois															

2024-25 STATISTICS

BRADLEY
NOVEMBER 42024-25 Game-by-Game Leaders
Summary (# of Games)+

Points

-

Rebounds

-

Assists

-

Blocks

-

Steals

-

Dunks (# for 2024-25 Season)

-

Games Played/Started

	2024-25	Career
Mason Hanback	-	36/0
Braxton Stacker	-	30/26
Rob Martin	-	31/28
David Idada	-	30/4
TJ Biel	-	30/5
BJ Ward	-	29/2
Marqueas Bell	-	25/5

Career Ledger

Double-Digit Point Games

	2024-25	Career
Rob Martin	-	19
Braxton Stacker	-	7
TJ Biel	-	4
Marqueas Bell	-	4
BJ Ward	-	3

Double-Digit Rebound Games

	2024-25	Career
David Idada	-	2

20+ Point Games

	2024-25	Career
Rob Martin	-	3
TJ Biel	-	1

8+ Rebound Games

	2024-25	Career
David Idada	-	3
TJ Biel	-	2

5+ Assist Games

	2024-25	Career
Rob Martin	-	9
BJ Ward	-	3
Braxton Stacker	-	1

3+ Steal Games

	2024-25	Career
Rob Martin	-	3
BJ Ward	-	1
TJ Biel	-	1
Marqueas Bell	-	1
Braxton Stacker	-	1

SEMO's 2024-25 Record:

At Home	0-0
On the Road	0-0
At Neutral Sites	0-0
In Ohio Valley Conference Games	0-0
In November	0-0
In December	0-0
In January	0-0
In February	0-0
In March	0-0
Leading at the Half	0-0
Trailing at the Half	0-0
Tied at the Half	0-0
In Overtime Games	0-0
The Redhawks Score First	0-0
In 1-4 Point Games	0-0
In 5-9 Point Games	0-0
In 10-14 Point Games	0-0
In 15+ Point Games	0-0
Leading with Five Minutes Left in Regulation	0-0
Trailing with Five Minutes Left in Regulation	0-0
Tied with Five Minutes Left in Regulation	0-0
Scoring Less than 50 Points	0-0
Scoring 50-59 Points	0-0
Scoring 60-69 Points	0-0
Scoring 70-79 Points	0-0
Scoring 80-89 Points	0-0
Scoring 90-99 Points	0-0
Scoring 100 or more Points	0-0
Giving up Less Than 50 Points	0-0
Giving up 50-59 Points	0-0
Giving up 60-69 Points	0-0
Giving up 70-79 Points	0-0
Giving up 80-89 Points	0-0
Giving up 90-99 Points	0-0
Giving up 100 or more Points	0-0
Shooting 50% or Better from the Field	0-0
Shooting Less Than 50% from the Field	0-0
Opponent Shoots 50% or Better from the Field	0-0
Opponent Shoots Less Than 50% from the Field	0-0
Outshooting Opponent	0-0
Outshot by Opponent	0-0
Field Goal Percentage is Tied	0-0
Shooting 50% or Better from 3-Point Range	0-0
Shooting Less Than 50% from 3-Point Range	0-0
Opponent Shoots 50% or Better from 3-Point Range	0-0
Opponent Shoots Less Than 50% from 3-Point Range	0-0
Shooting 50% or Better from the Free Throw Line	0-0
Shooting Less Than 50% from the Free Throw Line	0-0
Opponent Shoots 50% or Better from the Free Throw Line	0-0
Opponent Shoots Less Than 50% from the Free Throw Line	0-0
Shooting More Free Throws Than Opponent	0-0
Shooting Less Free Throws Than Opponent	0-0
Free Throws are Tied	0-0
SEMO's Starters Outscore Opponent's Starters	0-0
Opponent's Starters Outscore SEMO's Starters	0-0
Starter Scoring is Tied	0-0
Bench Outscores Opponent	0-0
Opponent Bench Outscores SEMO	0-0
Bench Scoring is Tied	0-0
Bench Contributes Double Figures in Points	0-0
No Redhawk Players Score Double Figures	0-0
Two Redhawk Players Score Double Figures	0-0
3+ Redhawk Players Score Double Figures	0-0
Outrebounding an Opponent	0-0
Opponent Outrebounds SEMO	0-0
Rebounds are Tied	0-0
Getting 10+ Assists	0-0
Getting 10+ Steals	0-0
Getting 5+ Blocks	0-0
Forcing more Turnovers than Opponent	0-0
Committing more Turnovers than Opponent	0-0
Turnovers are Tied	0-0



BRADLEY
NOVEMBER 4

2024-25 REDHAWKS



6-3 / 165 / So.
Kansas City, Mo.
Park Hill H.S.

55
GUARD

MARQUEAS BELL

2023-24 Highlights

- Played in 25 games and made five starts as a freshman.
- Started each of the last five games of the season.
- Averaged 4.8 points and 2.2 rebounds per contest and shot 43.8 percent (42-of-96) from the field with six of his makes coming from 3-point range.
- Made 30-of-45 free throws for 66.7 percent.
- Dished out 19 assists, had one block and collected 12 steals.
- During Ohio Valley Conference play, he saw action in 15 games and averaged over six points (6.3) against league opponents.
- Knocked down a 3-pointer in five games.
- Scored a season-high 18 points in his first career start at SIU Edwardsville (2/17); Had 17 points and five rebounds at Eastern Illinois (2/15); Posted season-highs with six assists and seven rebounds vs. UT Martin (2/24).
- Scored double figures in four of his last nine games of the season.
- Named OVC Freshman of the Week on Feb. 19.

Bell's Game-by-Game Statistics

2024-25	FG	3P	FT	O/D	REB	F	PTS	A	TO	B	S	M
at Bradley												
at Vanderbilt												
Crowley's Ridge Coll.												
Chattanooga												
at Central Arkansas												
vs. UNC Asheville												
Kansas City												
at Lipscomb												
at Murray State												
St. Mary of the Woods												
Eastern Illinois												
SIU Edwardsville												
Westminster												
at Tennessee State												
at UT Martin												
Southern Indiana												
Morehead State												
Little Rock												
at Tennessee Tech												
at Lindenwood												
at Western Illinois												
UT Martin												
Tennessee State												
at Morehead State												
at Southern Indiana												
at Little Rock												
Tennessee Tech												
Western Illinois												
Lindenwood												
at SIU Edwardsville												
at Eastern Illinois												

• - Game Started

2024-25 SEASON-HIGHS

Points	-	-
Total Rebounds	-	-
Offensive Rebounds	-	-
Defensive Rebounds	-	-
Field Goals Made	-	-
Field Goals Attempted	-	-
3-Point Field Goals Made	-	-
3-Point Field Goals Attempted	-	-
Free Throws Made	-	-
Free Throws Attempted	-	-
Assists	-	-
Blocks	-	-
Steals	-	-
Minutes	-	-

CAREER-HIGHS

Points	18	at SIU Edwardsville (2/17/24)
Total Rebounds	7	vs. UT Martin (2/24/24)
Offensive Rebounds	1	3x, last vs. Little Rock (2/22/24)
Defensive Rebounds	7	vs. UT Martin (2/24/24)
Field Goals Made	7	at SIU Edwardsville (2/17/24)
Field Goals Attempted	11	at Eastern Illinois (2/15/24)
3-Point Field Goals Made	2	at SIU Edwardsville (2/17/24)
3-Point Field Goals Attempted	3	at SIU Edwardsville (2/17/24)
Free Throws Made	6	vs. Little Rock (2/22/24)
Free Throws Attempted	9	vs. Little Rock (2/22/24)
Assists	6	vs. UT Martin (2/24/24)
Blocks	1	at SIU Edwardsville (2/17/24)
Steals	3	at SIU Edwardsville (2/17/24)
Minutes	31	vs. UT Martin (2/24/24)

Bell's Career Statistics at Southeast Missouri

Overall

Season	G-GS	Min	Avg	FG-FGA	Pct	3FG-3FGA	Pct	FT-FTA	Pct	Off	Def	Tot	Avg	PF	FO	A	TO	Blk	Stl	Pts	Avg
2023-24	25-5	297	11.9	42-96	.438	6-19	.316	30-45	.667	4	51	55	2.2	24	0	19	19	1	12	120	4.8
2024-25																					
Total																					

Ohio Valley Conference Games Only

Season	G-GS	Min	Avg	FG-FGA	Pct	3FG-3FGA	Pct	FT-FTA	Pct	Off	Def	Tot	Avg	PF	FO	A	TO	Blk	Stl	Pts	Avg
2023-24	15-5	235	15.7	32-73	.438	5-14	.357	25-36	.694	4	38	42	2.8	16	0	17	15	1	10	94	6.3
2024-25																					
Total																					

2024-25 REDHAWKS

BRADLEY
NOVEMBER 4

6-7 / 205 / Sr.
Calgary, Alberta, Canada
Edge School
Triton College

5
GUARD

TJ BIEL

2023-24 Highlights

- Appeared in 30 games and started five during his first season at Southeast Missouri in 2023-24.
- Averaged 4.9 points and 2.9 rebounds per game, while shooting over 40 percent (40.5) from the field (49-of-121).
- Made 12 three-pointers and 69.1 percent (38-of-55) of his free throws.
- Grabbed 29 offensive rebounds, had 12 assists, gathered eight blocks and registered 11 steals.
- Scored 4.3 points and pulled down 2.2 rebounds per game in Ohio Valley Conference action.
- Poured in a season-high 23 points and had nine rebounds at Purdue Fort Wayne (12/9).
- Scored double-digit points on four occasions.

Biel's Game-by-Game Statistics

2024-25	FG	3P	FT	O/D	REB	F	PTS	A	TO	B	S	M
at Bradley												
at Vanderbilt												
Crowley's Ridge Coll.												
Chattanooga												
at Central Arkansas												
vs. UNC Asheville												
Kansas City												
at Lipscomb												
at Murray State												
St. Mary of the Woods												
Eastern Illinois												
SIU Edwardsville												
Westminster												
at Tennessee State												
at UT Martin												
Southern Indiana												
Morehead State												
Little Rock												
at Tennessee Tech												
at Lindenwood												
at Western Illinois												
UT Martin												
Tennessee State												
at Morehead State												
at Southern Indiana												
at Little Rock												
Tennessee Tech												
Western Illinois												
Lindenwood												
at SIU Edwardsville												
at Eastern Illinois												

• - Game Started

2024-25 SEASON-HIGHS

Points	-	-
Total Rebounds	-	-
Offensive Rebounds	-	-
Defensive Rebounds	-	-
Field Goals Made	-	-
Field Goals Attempted	-	-
3-Point Field Goals Made	-	-
3-Point Field Goals Attempted	-	-
Free Throws Made	-	-
Free Throws Attempted	-	-
Assists	-	-
Blocks	-	-
Steals	-	-
Minutes	-	-

CAREER-HIGHS

Points	23	at Purdue Fort Wayne (12/9/23)
Total Rebounds	9	vs. Bethel (1/6/24)
Offensive Rebounds	4	at Butler (11/10/23)
Defensive Rebounds	8	2x, last vs. Bethel (1/6/24)
Field Goals Made	8	at Purdue Fort Wayne (12/9/23)
Field Goals Attempted	11	at Purdue Fort Wayne (12/9/23)
3-Point Field Goals Made	3	at Little Rock (1/27/24)
3-Point Field Goals Attempted	6	at Little Rock (1/27/24)
Free Throws Made	7	at Purdue Fort Wayne (12/9/23)
Free Throws Attempted	9	at Purdue Fort Wayne (12/9/23)
Assists	2	vs. Central Arkansas (11/20/23)
Blocks	2	at Lindenwood (1/30/24)
Steals	4	vs. Missouri Baptist (12/3/23)
Minutes	29	at Purdue Fort Wayne (12/9/23)

Biel's Career Statistics at Southeast Missouri

Overall

Season	G-GS	Min	Avg	FG-FGA	Pct	3FG-3FGA	Pct	FT-FTA	Pct	Off	Def	Tot	Avg	PF	FO	A	TO	Blk	Stl	Pts	Avg
2023-24	30-5	522	17.4	49-121	.405	12-49	.245	38-55	.691	29	58	87	2.9	52	0	12	19	8	11	148	4.9
2024-25																					
Total																					

Ohio Valley Conference Games Only

Season	G-GS	Min	Avg	FG-FGA	Pct	3FG-3FGA	Pct	FT-FTA	Pct	Off	Def	Tot	Avg	PF	FO	A	TO	Blk	Stl	Pts	Avg
2023-24	18-2	300	16.7	19-63	.302	8-29	.276	14-22	.636	16	24	40	2.2	28	0	6	10	5	6	60	3.3
2024-25																					
Total																					



BRADLEY
NOVEMBER 4

2024-25 REDHAWKS



6-5 / 200 / Jr.
Donaldsonville, La.
Donaldsonville H.S.
Highland CC

4
GUARD

TROY COLE, JR.

Prior to Southeast Missouri

- Was Highland Community College's top scorer with 16.5 points per game in 2023-24.
- Started all 33 games shooting 49.7 percent (186-of-374) from the field. Made just under 40 percent (39.5) of his 3-point attempts (45-of-114).
- Ranked second on the team in assists (95) and steals (50).
- Played his freshman season at Blackburn College in 2022-23, averaging 15.2 points per game and shooting 51.9 percent from the field.
- Attended Donaldsonville High School and averaged 18.2 points per game as a senior.
- Was voted Most Valuable Player on the football team as a running back.

Cole, Jr.'s Game-by-Game Statistics

2024-25	FG	3P	FT	O/D	REB	F	PTS	A	TO	B	S	M
at Bradley												
at Vanderbilt												
Crowley's Ridge Coll.												
Chattanooga												
at Central Arkansas												
vs. UNC Asheville												
Kansas City												
at Lipscomb												
at Murray State												
St. Mary of the Woods												
Eastern Illinois												
SIU Edwardsville												
Westminster												
at Tennessee State												
at UT Martin												
Southern Indiana												
Morehead State												
Little Rock												
at Tennessee Tech												
at Lindenwood												
at Western Illinois												
UT Martin												
Tennessee State												
at Morehead State												
at Southern Indiana												
at Little Rock												
Tennessee Tech												
Western Illinois												
Lindenwood												
at SIU Edwardsville												
at Eastern Illinois												

• - Game Started

2024-25 SEASON/CAREER-HIGHS

Points	-	-
Total Rebounds	-	-
Offensive Rebounds	-	-
Defensive Rebounds	-	-
Field Goals Made	-	-
Field Goals Attempted	-	-
3-Point Field Goals Made	-	-
3-Point Field Goals Attempted	-	-
Free Throws Made	-	-
Free Throws Attempted	-	-
Assists	-	-
Blocks	-	-
Steals	-	-
Minutes	-	-

+Cole, Jr.'s Career Statistics at Southeast Missouri

Overall																	
Season	G-GS	Min	Avg	FG-FGA	Pct	3FG-3FGA	Pct	FT-FTA	Pct	Off	Def	Tot	Avg	PF	FO	A	TO
2024-25																	
Ohio Valley Conference Games Only																	
Season	G-GS	Min	Avg	FG-FGA	Pct	3FG-3FGA	Pct	FT-FTA	Pct	Off	Def	Tot	Avg	PF	FO	A	TO
2024-25																	

2024-25 REDHAWKS

BRADLEY
NOVEMBER 47-0 / 245 / Jr.
Jackson, Tenn.
Tennessee Prep35
CENTER

MASON HANBACK

2023-24 Highlights

- Played in 26 games off the bench.
- Averaged 1.7 points and 1.5 rebounds per contest.
- Shot 59.5 percent (22-of-37) from the field for the best field goal percentage on the team.
- Grabbed 39 rebounds, added eight blocks and had two steals.
- Scored a season-high six points vs. Missouri Baptist (12/3), Harris-Stowe (12/6) and Lindsey Wilson College (12/17).
- Pulled down a season-best four rebounds on three occasions.
- Saw action in 15 Ohio Valley Conference games.

Hanback's Game-by-Game Statistics

2024-25	FG	3P	FT	O/D	REB	F	PTS	A	TO	B	S	M
at Bradley												
at Vanderbilt												
Crowley's Ridge Coll.												
Chattanooga												
at Central Arkansas												
vs. UNC Asheville												
Kansas City												
at Lipscomb												
at Murray State												
St. Mary of the Woods												
Eastern Illinois												
SIU Edwardsville												
Westminster												
at Tennessee State												
at UT Martin												
Southern Indiana												
Morehead State												
Little Rock												
at Tennessee Tech												
at Lindenwood												
at Western Illinois												
UT Martin												
Tennessee State												
at Morehead State												
at Southern Indiana												
at Little Rock												
Tennessee Tech												
Western Illinois												
Lindenwood												
at SIU Edwardsville												
at Eastern Illinois												

• - Game Started

2024-25 SEASON-HIGHS

Points	-
Total Rebounds	-
Offensive Rebounds	-
Defensive Rebounds	-
Field Goals Made	-
Field Goals Attempted	-
3-Point Field Goals Made	-
3-Point Field Goals Attempted	-
Free Throws Made	-
Free Throws Attempted	-
Assists	-
Blocks	-
Steals	-
Minutes	-

CAREER-HIGHS

Points	8	vs. Eastern Illinois (2/16/23)
Total Rebounds	4	3x, last at Eastern Illinois (2/15/24)
Offensive Rebounds	2	4x, last at Eastern Illinois (2/15/24)
Defensive Rebounds	3	vs. Harris-Stowe (12/6/23)
Field Goals Made	4	vs. Eastern Illinois (2/16/23)
Field Goals Attempted	5	vs. Lindsey Wilson (2/17/23)
3-Point Field Goals Made	-	-
3-Point Field Goals Attempted	-	-
Free Throws Made	1	3x, last vs. Bethel (1/6/24)
Free Throws Attempted	2	2x, last vs. Bethel (1/6/24)
Assists	1	2x, last vs. Southern Indiana (12/29/23)
Blocks	3	at Morehead State (1/14/23)
Steals	1	2x, last at Illinois State (12/21/23)
Minutes	20	vs. Harris-Stowe (12/6/23)

Hanback's Career Statistics at Southeast Missouri

Overall

Season	G-GS	Min	Avg	FG-FGA	Pct	3FG-3FGA	Pct	FT-FTA	Pct	Off	Def	Tot	Avg	PF	FO	A	TO	Blk	Stl	Pts	Avg
2022-23	10-0	49	4.9	8-9	.889	0-0	.000	2-3	.667	0	3	3	0.3	8	0	0	2	3	0	18	1.8
2023-24	26-0	231	8.9	22-37	.595	0-0	.000	1-4	.250	14	25	39	1.5	40	0	2	14	8	2	45	1.7
2024-25																					
Total	36-0	280	7.8	30-46	.652	0-0	.000	3-7	.429	14	28	42	1.2	48	0	2	16	11	2	63	1.8

Ohio Valley Conference Games Only

Season	G-GS	Min	Avg	FG-FGA	Pct	3FG-3FGA	Pct	FT-FTA	Pct	Off	Def	Tot	Avg	PF	FO	A	TO	Blk	Stl	Pts	Avg
2022-23	5-0	30	6.0	6-7	.857	0-0	.000	0-0	.000	0	2	2	0.4	7	0	0	1	3	0	12	2.4
2023-24	15-0	113	7.5	6-16	.375	0-0	.000	0-0	.000	8	14	22	1.5	22	0	1	10	5	0	12	0.8
2024-25																					
Total	20-0	143	7.2	12-23	.522	0-0	.000	0-0	.000	8	16	24	1.2	29	0	1	11	8	0	24	1.2



BRADLEY
NOVEMBER 4

2024-25 REDHAWKS



6-8 / 215 / Jr.
Nashville, Ill.
Nashville H.S.
Southwestern
Illinois College

22
FORWARD

SAXTON HOEPKER

Prior to Southeast Missouri

- Led Southwestern Illinois College with a double-double 13.5 points and 10.2 rebounds per game in 2023-24.
- Started 29 of 31 games and shot 43.4 percent (163-of-376) from the field.
- Notched 32 steals, 69 assists and 33 blocks.
- Ranked 11th in junior college basketball in rebounding and finished fourth nationally in defensive rebounds.
- Earned All-Region 24 honors.
- As a freshman, played in 31 games and logged nine starts with an average of 3.6 points and 3.3 rebounds per contest.
- Graduated from Nashville High School, where he earned All-Southern Illinois and Second-Team All-State honors.
- Helped lead the Hornets to a Class 2A State Championship as a senior.
- Made what turned out to be the game-winning layup with 21 seconds left in the 32-31 state title victory.

Hoepker's Game-by-Game Statistics

2024-25	FG	3P	FT	O/D	REB	F	PTS	A	TO	B	S	M
at Bradley												
at Vanderbilt												
Crowley's Ridge Coll.												
Chattanooga												
at Central Arkansas												
vs. UNC Asheville												
Kansas City												
at Lipscomb												
at Murray State												
St. Mary of the Woods												
Eastern Illinois												
SIU Edwardsville												
Westminster												
at Tennessee State												
at UT Martin												
Southern Indiana												
Morehead State												
Little Rock												
at Tennessee Tech												
at Lindenwood												
at Western Illinois												
UT Martin												
Tennessee State												
at Morehead State												
at Southern Indiana												
at Little Rock												
Tennessee Tech												
Western Illinois												
Lindenwood												
at SIU Edwardsville												
at Eastern Illinois												

• - Game Started

2024-25 SEASON/CAREER-HIGHS

Points	-	-
Total Rebounds	-	-
Offensive Rebounds	-	-
Defensive Rebounds	-	-
Field Goals Made	-	-
Field Goals Attempted	-	-
3-Point Field Goals Made	-	-
3-Point Field Goals Attempted	-	-
Free Throws Made	-	-
Free Throws Attempted	-	-
Assists	-	-
Blocks	-	-
Steals	-	-
Minutes	-	-

Hoepker's Career Statistics at Southeast Missouri

Overall																	
Season	G-GS	Min	Avg	FG-FGA	Pct	3FG-3FGA	Pct	FT-FTA	Pct	Off	Def	Tot	Avg	PF	FO	A	TO
2024-25																	
Ohio Valley Conference Games Only																	
Season	G-GS	Min	Avg	FG-FGA	Pct	3FG-3FGA	Pct	FT-FTA	Pct	Off	Def	Tot	Avg	PF	FO	A	TO
2024-25																	

2024-25 REDHAWKS

BRADLEY
NOVEMBER 4

7-0 / 250 / Jr.
Barendrecht, Netherlands
Golden State Prep

18
CENTER

DAVID IDADA

2023-24 Highlights

- Averaged two points and three rebounds per game in 29 games and four starts.
- Ranked second on the team with 13 blocks and shot 45.7 percent (21-of-46) from the floor.
- Dished out five assists and tallied nine steals.
- Played in all 16 games and made one start in Ohio Valley Conference action.
- Had double-digit rebounds twice with a season-high 12 at Chattanooga (11/26) and 10 at Southern Indiana (3/2).
- Scored a season-high nine points and added seven rebounds vs. Harris-Stowe (12/6).
- Pulled down nine rebounds in his first career start vs. Missouri Baptist (12/3).
- Registered multiple blocks in three contests.

Idada's Game-by-Game Statistics

2024-25	FG	3P	FT	O/D	REB	F	PTS	A	TO	B	S	M
at Bradley												
at Vanderbilt												
Crowley's Ridge Coll.												
Chattanooga												
at Central Arkansas												
vs. UNC Asheville												
Kansas City												
at Lipscomb												
at Murray State												
St. Mary of the Woods												
Eastern Illinois												
SIU Edwardsville												
Westminster												
at Tennessee State												
at UT Martin												
Southern Indiana												
Morehead State												
Little Rock												
at Tennessee Tech												
at Lindenwood												
at Western Illinois												
UT Martin												
Tennessee State												
at Morehead State												
at Southern Indiana												
at Little Rock												
Tennessee Tech												
Western Illinois												
Lindenwood												
at SIU Edwardsville												
at Eastern Illinois												

• - Game Started

2024-25 SEASON-HIGHS

Points	-	-
Total Rebounds	-	-
Offensive Rebounds	-	-
Defensive Rebounds	-	-
Field Goals Made	-	-
Field Goals Attempted	-	-
3-Point Field Goals Made	-	-
3-Point Field Goals Attempted	-	-
Free Throws Made	-	-
Free Throws Attempted	-	-
Assists	-	-
Blocks	-	-
Steals	-	-
Minutes	-	-

CAREER-HIGHS

Points	9	vs. Harris-Stowe (12/6/23)
Total Rebounds	12	at Chattanooga (11/26/23)
Offensive Rebounds	7	vs. Missouri Baptist (12/3/23)
Defensive Rebounds	7	at Chattanooga (11/26/23)
Field Goals Made	3	2x, last at Southern Indiana (3/2/24)
Field Goals Attempted	7	at Southern Indiana (3/2/24)
3-Point Field Goals Made	-	-
3-Point Field Goals Attempted	1	at Chattanooga (11/26/23)
Free Throws Made	5	vs. Harris-Stowe (12/6/23)
Free Throws Attempted	6	3x, last at Southern Indiana (3/2/24)
Assists	2	at Little Rock (1/27/24)
Blocks	2	3x, last at Kansas City (11/30/23)
Steals	2	at Little Rock (1/27/24)
Minutes	19	at Southern Indiana (3/2/24)

Idada's Career Statistics at Southeast Missouri

Overall

Season	G-GS	Min	Avg	FG-FGA	Pct	3FG-3FGA	Pct	FT-FTA	Pct	Off	Def	Tot	Avg	PF	FO	A	TO	Blk	Stl	Pts	Avg
2023-24	29-4	275	9.5	21-46	.457	0-1	.000	16-44	.364	35	53	88	3.0	59	2	5	24	13	9	58	2.0
2024-25																					
Total																					

Ohio Valley Conference Games Only

Season	G-GS	Min	Avg	FG-FGA	Pct	3FG-3FGA	Pct	FT-FTA	Pct	Off	Def	Tot	Avg	PF	FO	A	TO	Blk	Stl	Pts	Avg
2023-24	16-1	139	8.7	10-20	.500	0-0	.000	8-20	.400	17	25	42	2.6	34	1	3	10	4	5	28	1.8
2024-25																					
Total																					



BRADLEY
NOVEMBER 4

2024-25 REDHAWKS



7-0 / 220 / Jr.
Carbondale, Ill.
Cobden H.S.
John A. Logan
College

30
FORWARD

ELLIOT LOWNDES

Prior to Southeast Missouri

- Played two seasons at John A. Logan College, which captured the 2023 NJCAA National Championship.
- Started 25 games and averaged 10.6 points and 7.5 rebounds in 2023-24.
- Finished the 2023-24 campaign with 105 blocks.
- As a freshman in 2022-23, he played in 25 games off the bench and scored 3.6 points helping lead JALC to a 33-2 record.
- Class 1A Honorable Mention All-State and First-Team All-South Egyptian Conference selection at Cobden High School.

Lowndes' Game-by-Game Statistics

2024-25	FG	3P	FT	O/D	REB	F	PTS	A	TO	B	S	M
at Bradley												
at Vanderbilt												
Crowley's Ridge Coll.												
Chattanooga												
at Central Arkansas												
vs. UNC Asheville												
Kansas City												
at Lipscomb												
at Murray State												
St. Mary of the Woods												
Eastern Illinois												
SIU Edwardsville												
Westminster												
at Tennessee State												
at UT Martin												
Southern Indiana												
Morehead State												
Little Rock												
at Tennessee Tech												
at Lindenwood												
at Western Illinois												
UT Martin												
Tennessee State												
at Morehead State												
at Southern Indiana												
at Little Rock												
Tennessee Tech												
Western Illinois												
Lindenwood												
at SIU Edwardsville												
at Eastern Illinois												

• - Game Started

2024-25 SEASON/CAREER-HIGHS

Points	-	-
Total Rebounds	-	-
Offensive Rebounds	-	-
Defensive Rebounds	-	-
Field Goals Made	-	-
Field Goals Attempted	-	-
3-Point Field Goals Made	-	-
3-Point Field Goals Attempted	-	-
Free Throws Made	-	-
Free Throws Attempted	-	-
Assists	-	-
Blocks	-	-
Steals	-	-
Minutes	-	-

Lowndes' Career Statistics at Southeast Missouri

Overall

Season	G-GS	Min	Avg	FG-FGA	Pct	3FG-3FGA	Pct	FT-FTA	Pct	Off	Def	Tot	Avg	PF	FO	A	TO	Blk	Stl	Pts	Avg
2024-25																					

Ohio Valley Conference Games Only

Season	G-GS	Min	Avg	FG-FGA	Pct	3FG-3FGA	Pct	FT-FTA	Pct	Off	Def	Tot	Avg	PF	FO	A	TO	Blk	Stl	Pts	Avg
2024-25																					

2024-25 REDHAWKS

BRADLEY
NOVEMBER 4

5-10 / 160 / Jr.
St. Louis, Mo.
Christian Brothers H.S.
Indiana State

1

GUARD

ROB MARTIN

2023-24 Highlights

- Southeast Missouri's top scorer (11.9 ppg) and leader in assists (108) during his first year with the Redhawks.
- Started 28 of 31 games and led the team with 28.5 minutes per contest.
- Shot 42.3 percent (138-of-326) from the field and ranked second on the team with 40 three-pointers made and 26 steals.
- Was one of two players who saw action in every game.
- Averaged 13 points in 18 games and 15 starts in Ohio Valley Conference play.
- Rated fifth in the OVC in assists and sixth in assist/turnover ratio (1.52).
- Dropped in a season-high 29 points and scored the game-winning basket with 1.1 seconds left to give SEMO an OVC opening overtime victory over Southern Indiana (12/29).
- Scored over 20 points three times and pitched in double-digit points on 19 occasions.
- Finished as the Redhawks leading scorer in seven contests.
- Pitched in double figures in 14 of his final 19 games of the season.
- Dished out five or more assists nine times with a season-best nine at SIU Edwardsville (2/17).
- Named OVC Newcomer of the Week on Dec. 11.

2024-25 SEASON-HIGHS

Points	-	-
Total Rebounds	-	-
Offensive Rebounds	-	-
Defensive Rebounds	-	-
Field Goals Made	-	-
Field Goals Attempted	-	-
3-Point Field Goals Made	-	-
3-Point Field Goals Attempted	-	-
Free Throws Made	-	-
Free Throws Attempted	-	-
Assists	-	-
Blocks	-	-
Steals	-	-
Minutes	-	-

Martin's Game-by-Game Statistics

2024-25	FG	3P	FT	O/D	REB	F	PTS	A	TO	B	S	M
at Bradley												
at Vanderbilt												
Crowley's Ridge Coll.												
Chattanooga												
at Central Arkansas												
vs. UNC Asheville												
Kansas City												
at Lipscomb												
at Murray State												
St. Mary of the Woods												
Eastern Illinois												
SIU Edwardsville												
Westminster												
at Tennessee State												
at UT Martin												
Southern Indiana												
Morehead State												
Little Rock												
at Tennessee Tech												
at Lindenwood												
at Western Illinois												
UT Martin												
Tennessee State												
at Morehead State												
at Southern Indiana												
at Little Rock												
Tennessee Tech												
Western Illinois												
Lindenwood												
at SIU Edwardsville												
at Eastern Illinois												

• - Game Started

CAREER-HIGHS

Points	29	vs. Southern Indiana (12/29/23)
Total Rebounds	6	vs. Harris-Stowe (12/6/23)
Offensive Rebounds	2	3x, last vs. UT Martin (2/24/24)
Defensive Rebounds	5	vs. Harris-Stowe (12/6/23)
Field Goals Made	10	vs. Southern Indiana (12/29/23)
Field Goals Attempted	15	vs. Southern Indiana (12/29/23)
3-Point Field Goals Made	3	4x, last at Southern Indiana (3/2/24)
3-Point Field Goals Attempted	6	at Little Rock (1/27/24)
Free Throws Made	8	at Southern Indiana (3/2/24)
Free Throws Attempted	8	at Southern Indiana (3/2/24)
Assists	9	at SIU Edwardsville (2/17/24)
Blocks	1	vs. Tennessee Tech (2/8/24)
Steals	4	vs. Tennessee State (2/10/24)
Minutes	38	at Tennessee Tech (1/13/24)

Martin's Career Statistics at Southeast Missouri

Overall

Season	G-GS	Min	Avg	FG-FGA	Pct	3FG-3FGA	Pct	FT-FTA	Pct	Off	Def	Tot	Avg	PF	FO	A	TO	Blk	Stl	Pts	Avg
2023-24	31-28	882	28.5	138-326	.423	40-102	.392	54-61	.885	19	49	68	2.2	71	0	108	71	1	26	370	11.9
2024-25																					
Total																					

Ohio Valley Conference Games Only

Season	G-GS	Min	Avg	FG-FGA	Pct	3FG-3FGA	Pct	FT-FTA	Pct	Off	Def	Tot	Avg	PF	FO	A	TO	Blk	Stl	Pts	Avg
2023-24	18-15	497	27.6	86-203	.424	25-62	.403	37-41	.902	10	27	37	2.1	51	0	66	41	1	19	234	13.0
2024-25																					
Total																					



BRADLEY
NOVEMBER 4

2024-25 REDHAWKS



6-4 / 190 / Fr.
Cape Girardeau, Mo.
Central H.S.

JAY REYNOLDS

Prior to Southeast Missouri

- Two-time Class 5 All-District and All-SEMO Conference pick at Cape Central High School.
- Named First-Team All-Southwest Ohio Conference as a sophomore.
- Scored 1,000 career points as a prep.
- Son of SEMO Associate Head Coach Jay Reynolds.

Reynolds' Game-by-Game Statistics

2024-25	FG	3P	FT	O/D	REB	F	PTS	A	TO	B	S	M
at Bradley												
at Vanderbilt												
Crowley's Ridge Coll.												
Chattanooga												
at Central Arkansas												
vs. UNC Asheville												
Kansas City												
at Lipscomb												
at Murray State												
St. Mary of the Woods												
Eastern Illinois												
SIU Edwardsville												
Westminster												
at Tennessee State												
at UT Martin												
Southern Indiana												
Morehead State												
Little Rock												
at Tennessee Tech												
at Lindenwood												
at Western Illinois												
UT Martin												
Tennessee State												
at Morehead State												
at Southern Indiana												
at Little Rock												
Tennessee Tech												
Western Illinois												
Lindenwood												
at SIU Edwardsville												
at Eastern Illinois												

• - Game Started

2024-25 SEASON/CAREER-HIGHS

Points	-	-
Total Rebounds	-	-
Offensive Rebounds	-	-
Defensive Rebounds	-	-
Field Goals Made	-	-
Field Goals Attempted	-	-
3-Point Field Goals Made	-	-
3-Point Field Goals Attempted	-	-
Free Throws Made	-	-
Free Throws Attempted	-	-
Assists	-	-
Blocks	-	-
Steals	-	-
Minutes	-	-

Reynolds' Career Statistics at Southeast Missouri

Overall

Season	G-GS	Min	Avg	FG-FGA	Pct	3FG-3FGA	Pct	FT-FTA	Pct	Off	Def	Tot	Avg	PF	FO	A	TO	Blk	Stl	Pts	Avg
2024-25																					

Ohio Valley Conference Games Only

Season	G-GS	Min	Avg	FG-FGA	Pct	3FG-3FGA	Pct	FT-FTA	Pct	Off	Def	Tot	Avg	PF	FO	A	TO	Blk	Stl	Pts	Avg
2024-25																					

2024-25 REDHAWKS

BRADLEY
NOVEMBER 4

6-5 / 185 / Jr.
Fairview Heights, Ill.
Cardinal Ritter H.S.
Murray State

44
GUARD

BRAXTON STACKER

2023-24 Highlights

- Ranked fourth on the team in scoring with 7.4 points in his first year at Southeast Missouri.
- Started 26 of 30 games and led the team with 15 blocks and 29 steals.
- Averaged 3.1 rebounds per contest.
- Ranked third on the team with 31 offensive boards, shot 41 percent (73-of-178) from the field and 81.1 percent (60-of-74) at the free throw line.
- Started 14 Ohio Valley Conference games.
- Scored double figures in seven games with a season-high 14 points at Morehead State (2/29).
- Finished with a season-high seven rebounds at Southern Indiana (3/2).
- Did not miss a free throw in his final five games of the season going 14-of-14 in that stretch.

Stacker's Game-by-Game Statistics

2024-25	FG	3P	FT	O/D	REB	F	PTS	A	TO	B	S	M
at Bradley												
at Vanderbilt												
Crowley's Ridge Coll.												
Chattanooga												
at Central Arkansas												
vs. UNC Asheville												
Kansas City												
at Lipscomb												
at Murray State												
St. Mary of the Woods												
Eastern Illinois												
SIU Edwardsville												
Westminster												
at Tennessee State												
at UT Martin												
Southern Indiana												
Morehead State												
Little Rock												
at Tennessee Tech												
at Lindenwood												
at Western Illinois												
UT Martin												
Tennessee State												
at Morehead State												
at Southern Indiana												
at Little Rock												
Tennessee Tech												
Western Illinois												
Lindenwood												
at SIU Edwardsville												
at Eastern Illinois												

• - Game Started

2024-25 SEASON-HIGHS

Points	-	-
Total Rebounds	-	-
Offensive Rebounds	-	-
Defensive Rebounds	-	-
Field Goals Made	-	-
Field Goals Attempted	-	-
3-Point Field Goals Made	-	-
3-Point Field Goals Attempted	-	-
Free Throws Made	-	-
Free Throws Attempted	-	-
Assists	-	-
Blocks	-	-
Steals	-	-
Minutes	-	-

CAREER-HIGHS

Points	14	at Morehead State (2/29/24)
Total Rebounds	7	2x, last at Southern Indiana (3/2/24)
Offensive Rebounds	3	2x, last vs. Tennessee State (2/10/24)
Defensive Rebounds	6	at Kansas City (11/30/23)
Field Goals Made	5	2x, last at Morehead State (2/29/24)
Field Goals Attempted	13	at Butler (11/10/23)
3-Point Field Goals Made	3	vs. Lindsey Wilson (12/17/23)
3-Point Field Goals Attempted	6	at Little Rock (1/27/24)
Free Throws Made	7	vs. Morehead State (12/31/23)
Free Throws Attempted	8	2x, last vs. Tennessee State (2/10/24)
Assists	5	vs. Harris-Stowe (2/6/23)
Blocks	2	2x, last vs. UT Martin (2/24/24)
Steals	4	at Morehead State (2/29/24)
Minutes	32	at Lindenwood (1/30/24)

Stacker's Career Statistics at Southeast Missouri

Overall

Season	G-GS	Min	Avg	FG-FGA	Pct	3FG-3FGA	Pct	FT-FTA	Pct	Off	Def	Tot	Avg	PF	FO	A	TO	Blk	Stl	Pts	Avg
2023-24	30-26	606	20.2	73-178	.410	15-51	.294	60-74	.811	31	63	94	3.1	70	1	21	35	15	29	221	7.4
2024-25																					
Total																					

Ohio Valley Conference Games Only

Season	G-GS	Min	Avg	FG-FGA	Pct	3FG-3FGA	Pct	FT-FTA	Pct	Off	Def	Tot	Avg	PF	FO	A	TO	Blk	Stl	Pts	Avg
2023-24	17-14	363	21.4	38-85	.447	8-25	.320	42-48	.875	19	36	55	3.2	42	1	12	13	8	18	126	7.4
2024-25																					
Total																					



BRADLEY
NOVEMBER 4

2024-25 REDHAWKS



6-7 / 215 / Jr.
Santa Monica, Calif.
Crossroads H.S.
Pensacola State
College

15
FORWARD

BRENDAN TERRY

Prior to Southeast Missouri

- Played two seasons at Pensacola State College.
- As a sophomore, started 20 games and averaged 21 minutes per contest.
- Averaged 7.7 points and seven rebounds as his team's top rebounder and fourth-leading scorer.
- Registered a team-high 19 blocks and shot 50.3 percent (78-of-155) from the field.
- Participated in 29 games and logged six starts during his freshman year in 2022-23.
- Averaged 5.8 points and 3.9 rebounds and made 58.7 percent (71-of-121) of his field goals that year.
- Won a State Championship in 2018 at Crossroads High School.
- Was named Dual Sport Player of the Year (Basketball & Baseball) by the LA Times.

Terry's Game-by-Game Statistics

2024-25	FG	3P	FT	O/D	REB	F	PTS	A	TO	B	S	M
at Bradley												
at Vanderbilt												
Crowley's Ridge Coll.												
Chattanooga												
at Central Arkansas												
vs. UNC Asheville												
Kansas City												
at Lipscomb												
at Murray State												
St. Mary of the Woods												
Eastern Illinois												
SIU Edwardsville												
Westminster												
at Tennessee State												
at UT Martin												
Southern Indiana												
Morehead State												
Little Rock												
at Tennessee Tech												
at Lindenwood												
at Western Illinois												
UT Martin												
Tennessee State												
at Morehead State												
at Southern Indiana												
at Little Rock												
Tennessee Tech												
Western Illinois												
Lindenwood												
at SIU Edwardsville												
at Eastern Illinois												

• - Game Started

2024-25 SEASON/CAREER-HIGHS

Points	-	-
Total Rebounds	-	-
Offensive Rebounds	-	-
Defensive Rebounds	-	-
Field Goals Made	-	-
Field Goals Attempted	-	-
3-Point Field Goals Made	-	-
3-Point Field Goals Attempted	-	-
Free Throws Made	-	-
Free Throws Attempted	-	-
Assists	-	-
Blocks	-	-
Steals	-	-
Minutes	-	-

Terry's Career Statistics at Southeast Missouri

Overall

Season	G-GS	Min	Avg	FG-FGA	Pct	3FG-3FGA	Pct	FT-FTA	Pct	Off	Def	Tot	Avg	PF	FO	A	TO	Blk	Stl	Pts	Avg
2024-25																					

Ohio Valley Conference Games Only

Season	G-GS	Min	Avg	FG-FGA	Pct	3FG-3FGA	Pct	FT-FTA	Pct	Off	Def	Tot	Avg	PF	FO	A	TO	Blk	Stl	Pts	Avg
2024-25																					

2024-25 REDHAWKS

BRADLEY
NOVEMBER 4

6-3 / 195 / So.
Bowling Green, Ky.
Warren Central H.S.
Olney Central College

3
GUARD

DAMARION WALKUP

Prior to Southeast Missouri

- Tabbed Great Rivers Athletic Conference and Region 24 Player of the Year as a freshman at Olney Central College in 2023-24.
- Led the Blue Knights and the GRAC in scoring with 18.5 points per game and was second on the team with 65 three-pointers made.
- Dished out 44 assists, collected 35 steals and added 11 blocks.
- Started 15 games and averaged 4.4 rebounds per contest.
- Averaged 19.3 points per game in conference play leading OCC to the 2023-24 GRAC title.
- Won a State Championship at Warren Central High School when his team went 36-1 his senior year.

Walkup's Game-by-Game Statistics

2024-25	FG	3P	FT	O/D	REB	F	PTS	A	TO	B	S	M
at Bradley												
at Vanderbilt												
Crowley's Ridge Coll.												
Chattanooga												
at Central Arkansas												
vs. UNC Asheville												
Kansas City												
at Lipscomb												
at Murray State												
St. Mary of the Woods												
Eastern Illinois												
SIU Edwardsville												
Westminster												
at Tennessee State												
at UT Martin												
Southern Indiana												
Morehead State												
Little Rock												
at Tennessee Tech												
at Lindenwood												
at Western Illinois												
UT Martin												
Tennessee State												
at Morehead State												
at Southern Indiana												
at Little Rock												
Tennessee Tech												
Western Illinois												
Lindenwood												
at SIU Edwardsville												
at Eastern Illinois												

• - Game Started

2024-25 SEASON/CAREER-HIGHS

Points	-	-
Total Rebounds	-	-
Offensive Rebounds	-	-
Defensive Rebounds	-	-
Field Goals Made	-	-
Field Goals Attempted	-	-
3-Point Field Goals Made	-	-
3-Point Field Goals Attempted	-	-
Free Throws Made	-	-
Free Throws Attempted	-	-
Assists	-	-
Blocks	-	-
Steals	-	-
Minutes	-	-

Walkup's Career Statistics at Southeast Missouri

Overall

Season	G-GS	Min	Avg	FG-FGA	Pct	3FG-3FGA	Pct	FT-FTA	Pct	Off	Def	Tot	Avg	PF	FO	A	TO	Blk	Stl	Pts	Avg
2024-25																					

Ohio Valley Conference Games Only

Season	G-GS	Min	Avg	FG-FGA	Pct	3FG-3FGA	Pct	FT-FTA	Pct	Off	Def	Tot	Avg	PF	FO	A	TO	Blk	Stl	Pts	Avg
2024-25																					



BRADLEY
NOVEMBER 4

2024-25 REDHAWKS



6-0 / 180 / So.
St. Louis, Mo.
Chaminade College Prep

2
GUARD

BJ WARD

2023-24 Highlights

- Played in 29 games and made two starts as a freshman.
- Averaged four points and 1.3 rebounds.
- Was third on the team with 55 assists.
- Added 17 steals, two blocks and drained 11 three-pointers.
- Saw action in 17 Ohio Valley Conference games.
- Scored a season-high 13 points off the bench vs. Tennessee Tech (2/8).
- Scored 11 points for his first career double-digit game vs. Western Illinois (2/3).
- Also dropped in 10 points in the season finale at Southern Indiana (3/2).
- Made his first career start at SIU Edwardsville (2/17).
- Finished with a season-best seven assists vs. Central Arkansas (11/20) and Tennessee Tech (2/8).

Ward's Game-by-Game Statistics

2024-25	FG	3P	FT	O/D	REB	F	PTS	A	TO	B	S	M
at Bradley												
at Vanderbilt												
Crowley's Ridge Coll.												
Chattanooga												
at Central Arkansas												
vs. UNC Asheville												
Kansas City												
at Lipscomb												
at Murray State												
St. Mary of the Woods												
Eastern Illinois												
SIU Edwardsville												
Westminster												
at Tennessee State												
at UT Martin												
Southern Indiana												
Morehead State												
Little Rock												
at Tennessee Tech												
at Lindenwood												
at Western Illinois												
UT Martin												
Tennessee State												
at Morehead State												
at Southern Indiana												
at Little Rock												
Tennessee Tech												
Western Illinois												
Lindenwood												
at SIU Edwardsville												
at Eastern Illinois												

• - Game Started

2024-25 SEASON-HIGHS

Points	-	-
Total Rebounds	-	-
Offensive Rebounds	-	-
Defensive Rebounds	-	-
Field Goals Made	-	-
Field Goals Attempted	-	-
3-Point Field Goals Made	-	-
3-Point Field Goals Attempted	-	-
Free Throws Made	-	-
Free Throws Attempted	-	-
Assists	-	-
Blocks	-	-
Steals	-	-
Minutes	-	-

CAREER-HIGHS

Points	13	vs. Tennessee Tech(2/8/24)
Total Rebounds	4	2x, last at Southern Indiana (3/2/24)
Offensive Rebounds	1	6x, last at Eastern Illinois (2/15/24)
Defensive Rebounds	4	at Southern Indiana (3/2/24)
Field Goals Made	6	vs. Tennessee Tech (2/8/24)
Field Goals Attempted	10	4x, last at Southern Indiana (3/2/24)
3-Point Field Goals Made	1	11x, last at Southern Indiana (3/2/24)
3-Point Field Goals Attempted	6	2x, last at Kansas City (11/30/24)
Free Throws Made	2	4x, last at Eastern Illinois (2/15/24)
Free Throws Attempted	3	vs. Evansville (11/15/23)
Assists	7	2x, last vs. Tennessee Tech (2/8/24)
Blocks	1	2x, last vs. Lindsey Wilson (12/17/23)
Steals	3	at Chattanooga (11/26/23)
Minutes	31	at Chattanooga (11/26/23)

Ward's Career Statistics at Southeast Missouri
Overall

Season	G-GS	Min	Avg	FG-FGA	Pct	3FG-3FGA	Pct	FT-FTA	Pct	Off	Def	Tot	Avg	PF	FO	A	TO	Blk	Stl	Pts	Avg
2023-24	29-2	541	18.7	47-150	.313	11-68	.162	10-17	.588	6	32	38	1.3	30	0	55	24	2	17	115	4.0
2024-25																					
Total																					

Ohio Valley Conference Games Only

Season	G-GS	Min	Avg	FG-FGA	Pct	3FG-3FGA	Pct	FT-FTA	Pct	Off	Def	Tot	Avg	PF	FO	A	TO	Blk	Stl	Pts	Avg
2023-24	17-2	275	16.2	25-82	.305	5-34	.147	6-11	.545	3	14	17	1.0	10	0	25	14	0	8	61	3.6
2024-25																					
Total																					

2024-25 REDHAWKS

BRADLEY
NOVEMBER 4

6-2 / 175 / Sr.
Blytheville, Ark.
Blytheville H.S.
Texas A&M-CC

30
GUARD

TEDDY WASHINGTON JR.

Prior to Southeast Missouri

- Saw action in 27 games and made one start at Texas A&M-Corpus Christi in 2023-24.
- Finished second on the team with 37 steals for an average of 1.4 per game.
- Had 10 multi-steal games, including six with three or more.
- Posted a season-high four steals vs. New Orleans.
- Scored double figures six times, pulled down 70 rebounds and dished out 28 assists.
- Played two years at Moberly Area Community College and averaged 14.2 points per game.
- Earned All-Region honors and was the recipient of the team's Leadership Award.
- Claimed Best Offensive Player accolades.
- Guided his team to a 30-4 record and No. 4 national ranking.
- Started all 34 games as a sophomore.
- Garnered All-State and All-Conference laurels at Blytheville High School.

Washington, Jr.'s Game-by-Game Statistics

2024-25	FG	3P	FT	O/D	REB	F	PTS	A	TO	B	S	M
at Bradley												
at Vanderbilt												
Crowley's Ridge Coll.												
Chattanooga												
at Central Arkansas												
vs. UNC Asheville												
Kansas City												
at Lipscomb												
at Murray State												
St. Mary of the Woods												
Eastern Illinois												
SIU Edwardsville												
Westminster												
at Tennessee State												
at UT Martin												
Southern Indiana												
Morehead State												
Little Rock												
at Tennessee Tech												
at Lindenwood												
at Western Illinois												
UT Martin												
Tennessee State												
at Morehead State												
at Southern Indiana												
at Little Rock												
Tennessee Tech												
Western Illinois												
Lindenwood												
at SIU Edwardsville												
at Eastern Illinois												

• - Game Started

2024-25 SEASON/CAREER-HIGHS

Points	-	-
Total Rebounds	-	-
Offensive Rebounds	-	-
Defensive Rebounds	-	-
Field Goals Made	-	-
Field Goals Attempted	-	-
3-Point Field Goals Made	-	-
3-Point Field Goals Attempted	-	-
Free Throws Made	-	-
Free Throws Attempted	-	-
Assists	-	-
Blocks	-	-
Steals	-	-
Minutes	-	-

Washington, Jr.'s Career Statistics at Southeast Missouri

Overall

Season	G-GS	Min	Avg	FG-FGA	Pct	3FG-3FGA	Pct	FT-FTA	Pct	Off	Def	Tot	Avg	PF	FO	A	TO	Blk	Stl	Pts	Avg
2024-25																					

Ohio Valley Conference Games Only

Season	G-GS	Min	Avg	FG-FGA	Pct	3FG-3FGA	Pct	FT-FTA	Pct	Off	Def	Tot	Avg	PF	FO	A	TO	Blk	Stl	Pts	Avg
2024-25																					