



GAME NOTES



2024 SOUTHEAST MISSOURI FOOTBALL

OVC Champions 2010 | 2019 | 2022 FCS Playoffs 2010 | 2018 | 2019 | 2022

Southeast Missouri Strategic Communications // 1221 Broadway Cape Girardeau, MO 63701 // SEMORedhawks.com

SCHEDULE/RESULTS

												
Aug. 24 W, 37-15 Montgomery, Ala.	Aug. 31 L, 16-23 Las Cruces, N.M.	Sept. 7 W, 45-42 <small>2OT</small> Cape Girardeau, Mo.	Sept. 21 W, 38-21 Carbondale, Ill.	Sept. 28 W, 19-0 Cape Girardeau, Mo.	Oct. 5 W, 38-27 Charleston, Ill.	Oct. 12 W, 34-3 Cape Girardeau, Mo.	Oct. 19 W, 26-13 Charleston, S.C.	Oct. 26 2 p.m., CT Cape Girardeau, Mo.	Nov. 9 1 p.m., CT St. Charles, Mo.	Nov. 16 1 p.m., CT Cape Girardeau, Mo.	Nov. 23 3:30 p.m., CT Nashville, Tenn.	
ESPN	ESPN	ESPN	ESPN	ESPN	ESPN	ESPN	ESPN	ESPN	ESPN	ESPN	ESPN	

GAME 9



Gardner-Webb

2-5, 1-2 Big South-OVC



#6 Southeast Missouri

7-1, 4-0 Big South-OVC

Saturday, October 26, 2024 / 2 p.m., CT
Cape Girardeau, Mo.

Gardner-Webb Runnin' Bulldogs

Head Coach.....Cris Reisert
Record at GWU.....2-5, 1-2 Big South-OVC
Overall Record.....42-16

#6 Southeast Missouri Redhawks

Head Coach.....Tom Matukewicz
Record at SEMO.....61-60, 45-30 Big South-OVC
Overall Record.....62-60

Game Information

Facility.....Houck Field (8,000)
Surface.....Field Turf
Video.....ESPN+
Radio.....Real Rock 99.3 FM
Series Record.....First Meeting

FOLLOW THE REDHAWKS

Video: **ESPN+**

Play-by-Play.....Erik Sean
Analyst.....Rick Wieser
Online.....Plus.ESPN.com
Mobile App.....ESPN

Redhawks Radio Network

Play-by-Play.....Erik Sean
Analyst.....Rick Wieser (Home Games)
Flagship Station.....Real Rock 99.3 FM
Listen Online.....SEMORedhawks.com

Live Stats

EU Panthers.com

Social Media

X.....@SEMOFootball
Hashtag.....#FeelinRowdy
Instagram.....@SEMORedhawks | @SEMOFootball
Facebook.....SEMORedhawks | SEMOFootball


STRATEGIC COMMUNICATIONS

Jeff Honza.....Associate AD / Football Contact
Office.....(573) 651-2933
Cell.....(618) 528-1145
Email.....jhonza@semo.edu/redhawk1@me.com
Website.....SEMORedhawks.com



Southeast Missouri or SEMO

is the preferred reference for Southeast Missouri State University athletic teams. Southeastern Missouri State is **NOT** an acceptable reference.



Redhawks Host Gardner-Webb

- #6 Southeast Missouri plays host to Gardner-Webb during Homecoming weekend Saturday. Kickoff is set for 2 p.m., CT at Houck Field.
- Gardner-Webb is the second-straight Big South school SEMO faces after beating Charleston Southern, 26-13, on the road Oct. 19.
- The Redhawks are 1-2 against Big South schools. SEMO fell to Robert Morris (21-20) and Bryant (45-21) in 2023, and defeated Charleston Southern (26-23) in 2024.
- Gardner-Webb is the first North Carolina school SEMO plays in its program history. It is located in Boiling Springs, N.C., 583 miles east of Cape Girardeau.

Series Notes

- Southeast Missouri and Gardner-Webb meet for the first time in 2024.
- Gardner-Webb is one of two Big South football schools. The other is Charleston Southern.



Seven Wins

- The Redhawks picked up their seventh win of the season when they defeated Charleston Southern, 26-23, on Oct. 19.
- Southeast Missouri won seven or more games in a season for the fourth time under Head Coach Tom Matukewicz.
- SEMO is one of 10 teams in all of NCAA Division I football with seven or more wins.
- FCS schools Montana State (8-0), UC Davis (7-1) and North Dakota State (7-1), and FBS schools Oregon (7-0), Miami (7-0), Iowa State (7-0), Indiana (7-0), BYU (7-0) and Army West Point (7-0).

Homecoming at SEMO

- Gardner-Webb makes its first-ever trip to Cape Girardeau on Southeast Missouri's Homecoming weekend.
- Saturday is SEMO's 33rd Homecoming game since it moved to the NCAA Division I Football Championship Subdivision level in 1991.
- The Redhawks are 17-15 all-time in those Homecoming matchups.
- SEMO is 6-3 in Homecoming games under Head Coach Tom Matukewicz. The Redhawks did not play a Homecoming game in 2020 due to the COVID-19 pandemic.
- The Redhawks beat Eastern Illinois, 35-28, on Homecoming in 2023 (Oct. 14).



GARDNER-WEBB OCTOBER 26

QUICK FACTS

Location.....	Cape Girardeau, Mo.
Founded.....	1873
Enrollment.....	8,454
Nickname.....	Redhawks
Colors.....	Red & Black
Affiliation.....	NCAA Division I (FCS)
Conference.....	Big South-OVC
President.....	Dr. Carlos Vargas
V.P. for Intercollegiate Athletics.....	Brady Barke
Football Office Phone.....	(573) 651-2110
Stadium (Capacity).....	Houck Field (8,000)
Year First Constructed.....	1930
Surface.....	FieldTurf
First Year of Football.....	1904
First Year of Division I (FCS).....	1991
OVC Championships (Years).....	3 (2010, 2019, 2022)
NCAA FCS Playoff Berths (Years).....	4 (2010, 2018, 2019, 2022)
2023 Record.....	4-7
Home.....	2-2
Away.....	2-5
OVC Record/Finish.....	3-3/5th
Basic Offensive Set.....	Multiple/Spread
Basic Defensive Set.....	Pro Style 3-4
Starters Returning/Lost.....	13/9
Offense.....	7/4
Defense.....	5/6
Specialists Returning/Lost.....	2/1
Players Returning/Lost.....	60/45

2024 TOP-25 POLLS (OCT. 21)

AFCA/Hudl Coaches

1. North Dakota State
2. Montana State
3. South Dakota State
4. South Dakota
5. UC Davis
6. Southeast Missouri
7. North Dakota
8. Tarleton State
9. Montana
10. Central Arkansas
11. Incarnate Word
12. Idaho
13. Richmond
14. Villanova
15. William & Mary
16. Rhode Island
17. Mercer
18. Missouri State
19. Abilene Christian
20. Illinois State
21. North Carolina Central
22. Dartmouth
23. Jackson State
24. Stony Brook
25. Chattanooga

Stats Perform Media

1. North Dakota State
2. Montana State
3. South Dakota State
4. South Dakota
5. UC Davis
6. Southeast Missouri
7. North Dakota
8. Tarleton State
9. Montana
10. Incarnate Word
11. Idaho
12. Central Arkansas
13. Villanova
14. Mercer
15. Rhode Island
16. William & Mary
17. Abilene Christian
18. Richmond
19. Chattanooga
20. North Carolina Central
21. Illinois State
22. Dartmouth
23. East Tennessee State
24. Western Carolina
25. Tennessee State



STATS COMPARISON

Gardner-Webb (2-5, 1-2 Big South-OVC)

Team Statistics	GWU	OPP
Points Per Game	24.8	29.1
First Downs	147	135
Rushing Yards Per Game	146.1	156.6
Passing Yards Per Game	220.5	216.1
Total Yards Per Game	366.7	372.7
Fumbles-Lost	5-1	13-4
Penalty Yards Per Game	86.5	69.4
Time of Possession	31:31	28:29

#6 Southeast Missouri (7-1, 4-0 Big South-OVC)

Team Statistics	SEMO	OPP
Points Per Game	31.6	18.0
First Downs	187	138
Rushing Yards Per Game	91.4	109.9
Passing Yards Per Game	315.8	199.1
Total Yards Per Game	407.1	309.0
Fumbles-Lost	6-3	12-5
Penalty Yards Per Game	69.6	57.3
Time of Possession	30:21	29:39

Six-Game Winning Streak

- The Redhawks carry a six-game winning streak into this weekend's matchup with Gardner-Webb.
- That stretch started with a 45-42 double overtime victory over Big South-OVC preseason favorite UT Martin on Sept. 7.
- SEMO followed that up with a 38-21 road win at #7 Southern Illinois (Sept. 21), 19-0 home victory over Northwestern State (Sept. 28), 38-27 road win at Eastern Illinois (Oct. 5), 34-3 home win over Tennessee Tech (Oct. 12) and 26-13 road victory at Charleston Southern (Oct. 19).
- One more victory will give Tom Matukewicz his longest winning streak as SEMO's head coach.
- It will also give the Redhawks their longest winning streak since they won nine in a row in 2010.

Big South-OVC Play

- The Redhawks are in Big South-OVC play for the rest of the season.
- Southeast Missouri is in sole possession of first place in the standings with a 4-0 mark.
- SEMO beat both teams (UT Martin, Eastern Illinois) ahead of the Redhawks in this year's Big South-OVC Preseason Poll.
- The Redhawks took down Big South-OVC preseason favorite UT Martin, 45-42, in double overtime on Sept. 7, defeated Eastern Illinois (Oct. 5), 38-27, on the road, beat Tennessee Tech (Oct. 12), 34-3, and took down Charleston Southern (Oct. 19), 26-13, for their conference wins.
- SEMO (3-0) and Tennessee State (3-0) are the only Big South-OVC schools undefeated at home this year.

Record Smasher

- Paxton DeLaurent broke three Southeast Missouri career records against Tennessee Tech (Oct. 12).
- DeLaurent became the school's all-time career leader in passing yardage, passing touchdowns and completions.

- He has thrown for 6,898 yards and 51 touchdowns, and completed 586 passes in his career.
- DeLaurent surpassed Jason Liley (6,179, 1989-92) for the passing yardage record, Daniel Santacaterina (46, 2018-19) for the passing touchdowns mark and Liley (530) for the pass completions record.
- He is only the second quarterback in program history to throw for over 6,000 yards.
- DeLaurent has thrown a touchdown pass in all eight of his starts this season.

Another Career Record Ahead for DeLaurent

- Paxton DeLaurent looks to break his fifth Southeast Missouri career record this weekend.
- DeLaurent, presently with 7,270 yards, needs 167 more to become the school's all-time career leader in total offense.
- Matt Scheible (2008-11) currently holds the record with 7,436 total yards.
- DeLaurent also broke SEMO's all-time career records in passing yards, pass attempts, passing touchdowns and completions this year.

DeLaurent Clears 2,000 Passing Yards

- Paxton DeLaurent went over 2,000 passing yards this season when he threw for a career-high 418 against Tennessee Tech (Oct. 12).
- DeLaurent is one of six FCS quarterbacks over 2,000 passing yards.
- He is third nationally in that category behind Abilene Christian's Maverick McIvor (2,552) and UC Davis' Miles Hastings (2,515). Monmouth's Derek Robertson (2,274), Missouri State's Jacob Clark (2,252) and Western Carolina's Cole Gonzales (2,148) are the others with over 2,000 passing yards.
- DeLaurent surpassed 2,000 passing yards in a season for the second time in his career.
- He leads the Big South-OVC and ranks third in the FCS in passing yards.



SOUTHEAST MISSOURI FOOTBALL NOTES

Riddick Leads Big South-OVC in Punt Returns

- Khalani Riddick leads the Big South-OVC and ranks 16th in the FCS in punt returns.
- Riddick returned 17 punts for 200 yards averaging 11.8 yards per return through eight games.
- His 200 punt return yards rate 10th among Southeast Missouri's all-time single-season leaders in that category.

Flight Trip Win

- For the first time, Southeast Missouri won a game on a flight trip during its NCAA Division I era when it beat Charleston Southern, 26-13, on Oct. 19.
- SEMO flew for the second time this season when it made the trek to Charleston, South Carolina.
- The Redhawks previously were 0-7 in games they flew to since joining the NCAA Division I FCS ranks in 1991.
- SEMO has flown two seven games under Head Coach Tom Matukewicz making trips to Weber State (Loss, 2018), Montana State (Loss, 2019), Sam Houston State (Loss, 2021), Montana (Loss, 2022), Bryant (Loss, 2023), New Mexico State (Loss, 2024) and Charleston Southern (Win, 2024).

Big South-OVC Update

- At 7-1 overall, Big South-OVC leader Southeast Missouri has the best record of anyone in the league this season.
- Only three teams in the Big South-OVC have winning overall records, including SEMO, Tennessee State (6-2) and UT Martin (4-3).
- The Redhawks are the only undefeated team in Big South-OVC play with their 4-0 mark.
- Three teams are behind SEMO with one conference loss. Tennessee State (3-1), UT Martin (2-1) and Western Illinois (2-1) are in that group.
- SEMO (6 games), TSU (4 game) and UTM

(3 games) are all on winning streaks of three or more games.

Road Winning Streak

- Southeast Missouri picked up its third-straight road win when it defeated Charleston Southern, 26-23, on Oct. 19.
- SEMO (3-1) is the only Big South-OVC team with a winning record on the road this season.
- The Redhawks also beat then-#7 Southern Illinois, 38-21, on Sept. 21 and Eastern Illinois, 38-27, on Oct. 5 during that stretch.
- SEMO last won three-consecutive road games in 2022.
- Overall, the Redhawks are 4-1 outside of Cape Girardeau this season with its other victory coming at a neutral site against North Alabama in the FCS Kickoff in Montgomery, Alabama on Aug. 24.

Over Halfway to 100

- Bryce Norman leads Southeast Missouri with 74 tackles through eight starts this season.
- Norman is 26 tackles away from getting 100 in a season for the second time in his career.
- He recorded a career-best 119 tackles in 2022.
- Norman led SEMO in tackles every year he has been in a Redhawk uniform.
- He leads the Big South-OVC and ranks 17th in the FCS in total tackles. Norman is averaging 9.3 tackles per game and has recorded double-digit stops three times this year.

What a Turnaround

- After finishing the 2023 season last in the Big South-OVC Association in sacks, Southeast Missouri is third in the conference in that category this year.
- SEMO has 20 sacks and is averaging 2.5 per contest.
- The Redhawks are +6 from their 14 sacks in 11 games during the 2023 campaign.

GARDNER
OCTOBER 19



Redhawks Third in 2024 Big South-OVC Preseason Poll

- Southeast Missouri was picked third in the 2024 Big South-OVC Association Preseason Poll released on July 17.
- SEMO accumulated 51 points and two first-place votes in the balloting by the Association's head coaches.
- UT Martin was tabbed this year's preseason favorite and Eastern Illinois was voted second.

2024 BIG SOUTH-OVC PRESEASON POLL

School	First-Place Votes	Pts.
UT Martin	5	61
Eastern Illinois	2	53
Southeast Missouri	2	51
Tennessee State	-	41
Gardner-Webb	-	40
Charleston Southern	-	27
Tennessee Tech	-	24
Lindenwood	-	18
Western Illinois	-	9



2024 BIG SOUTH-OVC ASSOCIATION STANDINGS (AS OF OCT. 20)

School	Big South-OVC	Pct.	Overall	Pct.	Home	Away	Neutral	L10	Streak
Southeast Missouri	4-0	1.000	7-1	.875	3-0	3-1	1-0	7-1	W6
Tennessee State	3-1	.750	6-2	.750	3-0	2-2	1-0	6-2	W4
UT Martin	2-1	.667	4-3	.571	2-1	2-2	0-0	4-3	W3
Western Illinois	2-1	.667	3-4	.429	2-1	1-3	0-0	3-4	W1
Lindenwood	2-2	.500	3-5	.375	2-2	1-3	0-0	3-5	L1
Tennessee Tech	2-2	.500	2-5	.286	1-1	1-4	0-0	2-5	L3
Gardner-Webb	1-2	.333	2-5	.286	1-2	1-3	0-0	2-5	W1
Eastern Illinois	0-3	.000	1-6	.143	1-2	0-4	0-0	1-6	L5
Charleston Southern	0-4	.000	1-6	.143	0-3	1-3	0-0	1-6	L5

Upcoming Big South-OVC Games (CT)

Saturday, October 26

Charleston Southern at Tennessee Tech, 1:30 p.m.

Western Illinois at Lindenwood, 2 p.m.

Gardner-Webb at #6 Southeast Missouri, 2 p.m.

Eastern Illinois at UT Martin, 2 p.m.



GARDNER-WEBB
OCTOBER 26

- Nationally, the Redhawks are 28th in the FCS in sacks.
- Nine different SEMO players have recorded a sack this season. Nasim Cairo and Jeremy Walton pave the way with four and 3.5 sacks, respectively.

Offensive Line Getting it Done

- Southeast Missouri's offensive line has had to battle through an abundance of injuries this season.
- Currently, SEMO is without three starters and has had seven offensive linemen affected by injury through eight games.
- The Redhawks have powered through the adversity leading the Big South-OVC in sacks allowed. SEMO's offensive line allowed just 11 sacks for an average of 1.4 per game.
- This is a big improvement for SEMO's O-line which gave up 34 sacks in 2023.

Redhawks Crack Top-10 in National Polls

- Southeast Missouri reached its highest ranking in program history at #6 in the American Football Coaches Association Coaches and Stats Perform Media polls on Oct. 21.
- SEMO is a Top-10 team for the first time in 14 years.
- The #6 ranking surpassed the Redhawks previous #7 ranking in the Stats Perform Media Poll on Nov. 8, 2010.
- It is the sixth-straight week where the Redhawks are ranked in both Top-25 polls.
- The Redhawks initially landed in the Top-25 in both polls on Sept. 16.
- SEMO and Tennessee State (#25, Stats Perform Media Poll) are the only Top-25 schools in the Big South-OVC.
- The Redhawks have been ranked a total of 38 weeks in either the AFCA or Stats Perform Top-25 polls under Head Coach Tom Matukewicz.

AFCA Coaches

Sept. 16	#21	Sept. 16	#21
Sept. 23	#14	Sept. 23	#13
Sept. 30	#13	Sept. 30	#13
Oct. 7	#9	Oct. 7	#11
Oct. 14	#8	Oct. 14	#8
Oct. 21	#6	Oct. 21	#6

Stats Perform

Sept. 16	#21	Sept. 16	#21
Sept. 23	#14	Sept. 23	#13
Sept. 30	#13	Sept. 30	#13
Oct. 7	#9	Oct. 7	#11
Oct. 14	#8	Oct. 14	#8
Oct. 21	#6	Oct. 21	#6

Shut 'Em Out

- Southeast Missouri recorded its first shutout of the season with a 19-0 win over Southland Conference member Northwestern State (Sept. 28).
- It was SEMO's first shutout at home over an NCAA Division I opponent in 30 years. The last was a 10-0 win over UT Martin on Sept. 24, 1994.
- The shutout marked the Redhawks second at Houck Field under Tom Matukewicz. His other was a 77-0 thrashing of Missouri Baptist in his first career game as a head coach on Aug. 28, 2014.
- It was SEMO's fifth during the Redhawks NCAA Division I era.

Ruble Scores First Career Touchdown

- Sophomore Cole Ruble scored his first career touchdown against Eastern Illinois (Oct. 5).
- Ruble scored on a 2-yard run to give SEMO a 24-0 lead with 9:35 left to play in the second quarter.
- Five players have scored a rushing touchdown this season, including Ruble (1), Payton Brown (4), Carter Hensley (1), Paxton DeLaurent (1) and Tristan Smith (1).

Pippin Propels Redhawks

- DC Pippin matched his career-high of four field goals when he made 4-of-5 at Charleston Southern (Oct. 19).
- Pippin finished with a career-best 14 points against the Buccaneers. He made field goals of 25, 24, 34 and 27 yards, and connected on 2-of-2 PATs in that game.
- He also scored 13 of SEMO's points and made four field goals against Northwestern State (Sept. 28).
- Pippin scored the final 12 points of that game on kicks of 30, 38, 37 and 24 yards.
- That performance came three weeks after he kicked his first career game-winning field goal to beat UT Martin (Sept. 7) in double overtime.
- Pippin is SEMO's leading scorer this season with 75 points (17-of-24 field goals and 24-of-25 extra points).
- He leads the Big South-OVC and ranks 13th in the FCS in scoring with 9.4 points per game.
- Pippin made a field goal in eight-straight games and has scored double-digit points four times in 2024.
- He is second all-time on SEMO's career point after touchdown list. Pippin (111-of-113) is behind Derek Kutz (136-of-143, 2001-04) on that list.

- He is the third kicker in program history to make 100 PATs in his career joining Kutz and Ryan McCrum (100-of-104, 2013-16).
- Pippin was named Big South-OVC Specialist of the Week on Sept. 30 and Oct. 7.

Non-Conference Wrap

- With its 19-0 win over Northwestern State (Sept. 28), Southeast Missouri finished with a 3-1 record in non-conference games.
- The 3-1 mark is the Redhawks best non-conference record under Head Coach Tom Matukewicz.
- It is the third time SEMO posted a winning non-conference record with Matukewicz at the helm.
- The Redhawks also compiled winning records against non-league foes in 2018 (3-2) and 2022 (4-3).
- SEMO's only non-conference loss was to Football Bowl Subdivision and Conference USA member New Mexico State (23-16, Aug. 31).
- The Redhawks picked up their non-conference wins against North Alabama (37-15, Aug. 24) in the FCS Kickoff, at then-#7 Southern Illinois (38-21, Sept. 21) and vs. Northwestern State (19-0, Sept. 28).

Defense Brings It

- Southeast Missouri leads the Big South-OVC in total defense (309 ypg allowed), scoring defense (18 ppg allowed), pass efficiency defense (117.5 rating), opponent fourth-down conversions (35 pct.), and red zone defense (66.7 pct.).
- SEMO forced five turnovers inside the red zone and stopped opponents on fourth down 13 times this year.
- The Redhawks have given up 18 touchdowns through eight games for an average of 2.3 per contest.
- SEMO also pitched a shutout and held opponents under 20 points four times in 2024.
- Nationally, the Redhawks rank sixth in the FCS red zone defense, 16th in total defense, 10th in scoring defense, 13th in rushing defense and 21st in opponent fourth-down conversion percentage.
- The Redhawks have not allowed a touchdown in their last two home games.

Great Start

- At 7-1, Southeast Missouri has its best record in its first eight games of a season under Head Coach Tom Matukewicz.
- Prior to this year, SEMO's best start to a season with Matukewicz at the helm was 6-1 in 2022.
- The Redhawks surpassed their total number of wins from 2023 (4-7) by a +3 margin.
- SEMO last began a season at 7-1 in 2010. That year, the Redhawks won nine of their first 10 contests en route to the program's first-ever Ohio Valley Conference title and NCAA FCS Playoff appearance.
- The Redhawks are one of four teams that are 7-0 against FCS schools this season. The others are Montana State, UC Davis and North Dakota State.

Winning Season

- With its seventh win at Charleston Southern (26-13) on Oct. 19, Southeast Missouri clinched its fourth winning season with Tom Matukewicz as its head coach.
- SEMO also posted winning records under Matukewicz in 2018 (9-4), 2019 (9-4) and 2022 (9-3).
- This is the seventh time during the school's NCAA Division I FCS era where the Redhawks accumulated seven or more wins in a season.
- The 2024 campaign marks SEMO's seventh winning season in their NCAA Division I FCS tenure.

Smith Emerges

- With both Payton Brown and Brandon Epton, Jr. out due to injury, Darrell Smith has taken the bulk of the carries at running back.
- Smith made his first career start at tailback at Eastern Illinois (Oct. 5). He ran for a game-high 63 yards on 18 carries and caught four passes for 41 yards in that game.
- The week before that, Smith ran for a career-high 127 yards on 31 touches in SEMO's win over Northwestern State (Sept. 28).
- His 31 carries against the Demons tied for sixth-most in a game in program history.
- Smith became the second Redhawk player to rush for over 100 yards this season.
- He moved to second on the team in rushing with 202 yards on 53 attempts for an average of 3.8 yards per carry.

Redhawks Take Down #7 Southern Illinois

- #21 Southeast Missouri upended #7 Southern Illinois by a score of 31-18 in the annual War for the Wheel matchup on Sept. 21 in Carbondale, Illinois.
- It was the 92nd meeting between the teams separated just 48 miles apart.
- SEMO won the wheel trophy for the fourth time since the rivalry was deemed War for the Wheel in 2018.
- The Redhawks scored 14 fourth-quarter points to put the exclamation point on their third win of the season.
- SEMO beat SIU for the third time in its last four trips to Saluki Stadium.

Ninth Brickyard Win

- Southeast Missouri defeated a ranked FCS opponent for a program record ninth time under Head Coach Tom Matukewicz when the Redhawks beat #7 Southern Illinois (Sept. 21).
- SEMO improved to 11-33 all-time against ranked FCS foes since 2004.
- SIU, then #17 at the time, was the last ranked opponent the Redhawks beat prior to this season on Sept. 10, 2022 (34-31).
- For Matukewicz the victory was his fourth over a Top-10 ranked opponent as SEMO's head coach.
- Every time SEMO upsets a FBS or ranked FCS opponent, it displays the winning scores of those games permanently in the "Brickyard."
- The Brickyard resides in the Redhawks locker room located in the Rosengarten Athletic Complex.

Anderson Excels

- Dorian Anderson went over 100 receiving yards in four of his last seven starts.
- Anderson had 109 yards and a touchdown on seven catches at Eastern Illinois (Oct. 5).
- He also finished with 115 yards at New Mexico State (Aug. 31), a career-high 127 yards vs. UT Martin (Sept. 7) and 111 yards at Southern Illinois (Sept. 21).
- He is Southeast Missouri's top receiver with 44 receptions for 640 yards and seven touchdowns through eight starts.
- Anderson is second in the Big South-OVC in receiving yards (640) and receptions (44), and third in receiving yards per game (80 ypg).
- He is seventh in the FCS in receiving touchdowns, eighth in receiving yards, 14th in receiving yards per game and 19th in receptions per game.
- Anderson caught a touchdown pass in five of his last seven games.

GARDNER
OCTOBER 19



Brown Goes Over 100 Yards

- Freshman Payton Brown became Southeast Missouri's first 100-yard rusher of the season.
- Brown ran for 124 yards and one touchdown at #7 Southern Illinois (Sept. 21) averaging 6.9 yards per carry along the way.
- He carried the ball 18 times against the Salukis and had three runs of 14 or more yards.

Offense Produces

- Southeast Missouri leads the Big South-OVC in scoring offense (31.6 ppg), total offensive plays (590), touchdowns scored (29), total offense (407.1 ppg), points scored kicking (253), total offense (407.1), passing offense (315.7 ypg), pass attempts (368), pass completions (227) and passing touchdowns (21).
- Nationally, SEMO is sixth in the FCS in passing offense, 25th in scoring offense, 23rd in total offense, 10th in red zone offense, 22nd in third-down conversion percentage (45 pct.) and second in fourth-down conversion percentage (91 pct.).
- Nine different Redhawks have scored a touchdown through eight games this season, including Payton Brown (4), Carter Hensley (1), Dorian Anderson (7), Cam Pedro (3), Tristan Smith (4), Mitchell Sellers (6), Kyron Downing (2), Cole Ruble (1) and Paxton DeLaurent (1).

Record Performance

- Quarterback Paxton DeLaurent threw for a career-high 376 yards and Southeast Missouri record six touchdowns against UT Martin (Sept. 7).
- DeLaurent completed passes to seven different receivers.
- He completed 34-of-63 passes at a 53.9 percent clip. DeLaurent also established new career-highs in completions and attempts. DeLaurent's 63 passing attempts were also a school record.
- DeLaurent threw touchdown passes of 17, 18, 20, 5, 10 and 11 yards in the Redhawks come-from-behind double overtime thriller against the Skyhawks.
- He started under center against UT Martin for the first time in his career. He was injured when SEMO played UTM in 2023 and the schools did not face each other in 2022.



GARDNER-WEBB
OCTOBER 26

DeLaurent and Norman Reach Milestones

- Paxton DeLaurent went over 5,000 passing yards and Bryce Norman surpassed 300 career tackles against UT Martin (Sept. 7).
- DeLaurent now has 6,898 passing yards and is SEMO's all-time career leader in passing yardage.
- He is just the second quarterback in program history to throw for over 6,000 yards.
- Norman became the 10th player in program history to get 300 career tackles.
- He currently ranks seventh among the school's career leaders with 346 tackles.

What a Game!

- The Big South-Ohio Valley Conference Association opener between Southeast Missouri and UT Martin was a monumental matchup at Houck Field on Sept. 7.
- In a game with a playoff like feel, SEMO overcame a two-touchdown deficit to take down the preseason Big South-OVC favorite Skyhawks, 45-42, in double overtime.
- UTM was ahead, 35-21, with 12:35 remaining in the fourth quarter when the Redhawks mounted their ferocious comeback.
- The game featured 87 combined points, 12 touchdowns, two overtimes, five lead changes, five ties, three 100-yard receivers, one 100-yard rusher, two 250-plus yard passers and one single-game record.

Big South-OVC Weekly Honors


- In four of the last five weeks, Southeast Missouri earned multiple Big South-OVC Association weekly honors.

TOP PERFORMERS WEEK EIGHT / OCT. 19, 2024



10 Paxton DeLaurent, QB 6-5, 229, Sr., Camdenton, Mo.

Paxton DeLaurent threw for 335 yards and one touchdown and did not have an interception in #8 Southeast Missouri's 26-13 win over Charleston Southern (Oct. 19). DeLaurent completed 32-of-55 passes and threw his only touchdown pass for 20 yards to Kyron Downing in the third quarter. He threw a touchdown pass eight games in a row.



49 DC Pippin, K 6-0, 195, Sr., Springfield, Ill.

DC Pippin scored a career-high 14 points to lead #8 Southeast Missouri to its sixth-straight win, a 26-13 road victory at Charleston Southern. Pippin made 4-of-5 field goals and two extra points. He matched his career-best of four field goals which also came this season. Pippin gave SEMO an early lead with two field goals in the first quarter on kicks of 25 and 24 yards, respectively. His 34-yard field goal regained a 9-7 edge for the Redhawks after CSU took its only lead in the second quarter. SEMO never trailed again after Pippin's third field goal of the contest. He then kicked a 27-yard field goal for the Redhawks' final points with 11:12 remaining in the fourth period. In addition to his place kicking, Pippin kicked off seven times for 362 yards and two touchbacks, averaging 51.7 yards per kickoff. He finished with double-digit points in a game for the fourth time in 2024.



SEMO FOOTBALL SACK HUNGER THANK YOU SPONSORS



GARDNER
OCTOBER 19



- Quarterback Paxton DeLaurent was named Offensive Player of the Week and Bryce Norman was tabbed Defensive Player of the Week on Oct. 14.
- DeLaurent was named Offensive Player of the Week and DC Pippin was voted Co-Specialist of the Week on Oct. 7.
- Pippin was also named the league's Specialist of the Week on Sept. 30.
- DeLaurent was tabbed Big South-OVC Offensive Player of the Week and Payton Brown was the league's Freshman of the Week on Sept. 23.
- Prior to that, DeLaurent won Big South-OVC Offensive and Bryce Norman earned Big South-OVC Co-Defensive Player of the Week honors on Sept. 9.
- SEMO has won a total of nine Big South-OVC weekly awards this season.

One-Score Games

- Since the start of the 2023 season, Southeast Missouri has been involved in eight one-score games.
- Two of SEMO's last three contests were one-score affairs. The Redhawks fell to New Mexico State, 23-16, on Aug. 31 and beat UT Martin, 45-42, in double overtime on Sept. 7.
- The Redhawks are 3-5 in those games.

Air Raid

- In its 45-42 win over UT Martin (Sept. 7), Southeast Missouri threw for 376 yards.
- Through seven games, SEMO leads the Big South-OVC and ranks fifth in the FCS in passing offense with 312.4 yards per contest.
- The Redhawks have 20 passing touchdowns, all of which belong to Paxton DeLaurent.
- DeLaurent leads the FCS in passing touchdowns, ranks third in passing yards (2,087), stands fifth in passing yards per game (298.1) and is third in points responsible for (128).

Home-Opening Victory

- With its home-opening win over UT Martin (Sept. 7), Southeast Missouri improved to 7-4 in such games under Head Coach Tom Matukewicz.
- The Redhawks picked up their third-straight home-opening win after beating Nicholls, 42-16, on Sept. 17, 2022 and Lindenwood, 45-7, on Sept. 9, 2023.
- SEMO is now 21-13 all-time in home-openers during its NCAA Division I Football Championship Subdivision era.
- The Redhawks moved to 14-19 all-time in Big South-OVC home-openers.

- SEMO won nine of 11 conference home-openers with Matukewicz as its head coach.
- The Redhawks are unbeaten (3-0) at Houck Field this year.

100-Yard Receivers Please Stand Up

- Southeast Missouri had a pair of 100-yard receivers in three of its last five games.
- Dorian Anderson and Cam Pedro each had over 100 receiving yards vs. UT Martin (Sept. 7).
- Pedro made a game-high nine receptions for 126 yards and Anderson had eight catches for 127 yards and two touchdowns.
- Against #7 Southern Illinois (Sept. 21), Anderson caught eight passes for 111 yards and two touchdowns, and Tristan Smith had seven receptions for 109 yards.
- Most recently, Smith had 124 yards and a touchdown and Anderson finished with 109 yards and one TD at Eastern Illinois (Oct. 5).
- Anderson, Pedro and Smith are among the Big South-OVC's top five leaders in receiving yards.

Double-Digit Tacklers

- Southeast Missouri had its first players reach double-digits in tackles against UT Martin (Sept. 7).
- Bryce Norman paved the way with 13 tackles, while Khalani Riddick and Mali Walton followed with 11 and 10, respectively.
- For Riddick and Walton, it marked the first time they finished with 10 or more tackles in a game.
- Norman and Walton turned in 12 and 10 tackles, respectively at #7 Southern Illinois (Sept. 21).
- Norman most recently finished with 15 tackles vs. Tennessee Tech (Oct. 12) for the 17th double-digit tackle game of his career.

Pulling Rank

- Southeast Missouri ranks among the top 10 teams in the FCS in seven statistical categories.
- The Redhawks are second in fourth-down conversion percentage (91 pct.), sixth in first downs offense (187), sixth in passing offense (315.8 ypg), sixth in red zone defense (66.7 pct.), 10th in red zone offense (92.5 pct.), 10th in scoring defense (18 ppg allowed) and third in winning percentage (.875).

Take it Away

- The Redhawk defense has 10 takeaways through eight games this season.
- SEMO has five interceptions and five fumble recoveries.
- SEMO won the turnover margin in two games this season and forced a turnover in eight of its last 12 contests dating back to 2023.

About Gardner-Webb

- Gardner-Webb snapped a two-game losing streak with 42-35 win over Lindenwood last week.
- The Runnin' Bulldogs are ranked second in the Big South-OVC in total offense behind Southeast Missouri with 366.7 yards per game.
- Individually, quarterback Tyler Ridell leads the league in pass efficiency (140.2) and passing yards attempted (7.9 yards per pass), and is fourth in passing touchdowns (9).
- Ridell initially committed to play football at Southeast Missouri, but opted to go to Gardner-Webb instead.
- The Runnin' Bulldogs are last in the Big South-OVC in turnover margin (-4). Gardner-Webb has thrown a league-high nine interceptions this year.

Notable Streaks

- Bryce Norman led Southeast Missouri in tackles for three-straight seasons. If Norman does that again in 2024, he will become the first player in program history to lead the team in tackles four years in a row.
- Kobe Sixkiller, a four-year starter, made 22-straight starts on the offensive line.
- The Redhawks have not had a losing record in Big South-OVC play for six-straight seasons. The last time that happened was in 2017 (3-5).

Good to Know

- Bryce Norman ranks seventh among Southeast Missouri's career leaders in tackles (346), tackles for loss (29.5) and sacks (11.5). Norman became the 10th player in program history to go over 300 career tackles.
- Paxton DeLaurent broke SEMO's all-time career records in passing yardage (6,898), passing touchdowns (51), completions (586) and attempts (943). DeLaurent is only the second quarterback in program history to



GARDNER-WEBB
OCTOBER 26

throw for over 6,000 yards.

- DeLaurent's 376 passing yards against UT Martin (Sept. 7) ranked seventh in program history for most passing yards in a game.
- His 63 passing attempts against the Skyhawks surpassed Mike Haley (61, at Kent State, Sept. 10, 2005) for a new single-game record.
- DeLaurent's six touchdown passes against UT Martin (Sept. 7) surpassed SEMO's previous single-game record of five thrown by Kyle Snyder (vs. Austin Peay, 2014) and Jack Tomco (vs. UT Martin, 2002).
- His 34 completions tied the school's single-game record.
- DeLaurent needs 167 yards to break SEMO's all-time career record in total offense. He has 7,270 yards and is behind Matt Scheible (7,436, 2008-11) on that list.

QB 1

- Quarterback Paxton DeLaurent has started all eight games under center for the Redhawks this year.
- After leaving the FCS Kickoff game vs. North Alabama (Aug. 24) late in the second quarter with a shoulder injury, DeLaurent has since thrown for 295 yards and one touchdown at New Mexico State (Aug. 31), 376 yards and a school record six touchdowns vs. UT Martin (Sept. 7), 301 yards and four TDs at Southern Illinois (Sept. 21), 237 yards and one touchdown vs. Northwestern State (Sept. 28), 364 yards and three touchdowns at Eastern Illinois (Oct. 5), 418 yards and four TDs vs. Tennessee Tech (Oct. 12) and 335 yards and one touchdown at Charleston Southern (Oct. 19).
- He has thrown a touchdown pass to five different receivers in eight starts.
- DeLaurent is 17-8 as SEMO's three-year starting quarterback.
- DeLaurent started the first seven games of the 2023 campaign before suffering a season-ending shoulder injury early in the second quarter at Tennessee Tech (Oct. 21).
- During the preseason, DeLaurent was ranked as the #8 returning quarterback in the FCS by HERO Sports.
- DeLaurent also made the 2024 Stats Perform Walter Payton Award Preseason Watch List. A total of 35 players were selected to the initial list entering the season.

- DeLaurent was one of 20 quarterbacks across all divisions of college football invited to participate as a counselor at the Manning Passing Academy from June 27-30, 2024.

Redhawks Go Down to the Wire with New Mexico State

- The Redhawks led Football Bowl Subdivision and Conference USA member New Mexico State until the final minutes in their close 23-16 loss on Aug. 31.
- SEMO was ahead, 16-15, until a NMSU fourth down stop resulted in the game's winning touchdown with 1:57 left to play.
- The Redhawks had one final chance and got to the Aggies 16-yard line when Paxton DeLaurent's pass went off the hands of Cam Pedro and was intercepted with 37 seconds on the clock.
- SEMO dropped to 1-28 all-time against FBS opponents and has lost 23 in a row against such schools.

Redhawks Win FCS Kickoff

- In its first ever appearance at the Week Zero FCS Kickoff, Southeast Missouri defeated North Alabama, 37-15, on Aug. 24.
- SEMO, which trailed 15-7 with 4:11 remaining in the second quarter, scored 30 unanswered points en route to its season-opening victory.
- The Redhawks grinded out the win without starting quarterback Paxton DeLaurent who left the game with a shoulder injury late in the second quarter.
- Freshman running back Payton Brown was named the game's Most Valuable Player after rushing for 97 yards and three touchdowns. Brown scored 18 of SEMO's final 30 points.
- Brown tied a FCS Kickoff single-game record in touchdowns and SEMO's defense tied a FCS Kickoff single-game record with four takeaways, including two fumble recoveries and two interceptions.
- SEMO played and won a football game on the ESPN mothership for the first time in program history.
- The Redhawks beat North Alabama for the first time in just the second meeting between the teams. SEMO and UNA last met 68 years ago during the 1956 season in Florence, Alabama.
- This year marked the seventh time Montgomery Alabama's Cramton Bowl played host to the FCS Kickoff.

Season-Opening Win

- Southeast Missouri snapped a four-game losing streak in season-opening games with its win over North Alabama (Aug. 24).
- SEMO improved to 11-23 all-time in season-openers during its NCAA Division I era.
- Tom Matukewicz is now 3-8 in such games with six of those losses coming against FBS opponents.
- North Alabama marked just the third non-FBS opponent SEMO faced in a season-opening game with Matukewicz at the helm.
- The 37-15 (+22) win over UNA was SEMO's largest margin of victory in a season-opener since the Redhawks blanked Missouri Baptist, 77-0, in Matukewicz's first game as a head coach on Aug. 28, 2014.
- It was only the fifth time in the Redhawks NCAA Division I FCS era where they won a season-opener by more than 20 points.

Impressive Debuts

- Freshmen running back Payton Brown and redshirt-freshman quarterback Carter Hensley carried Southeast Missouri to victory in their first college game against North Alabama (Aug. 24).
- Brown, a true freshman from Festus, Missouri, ran for 97 yards and three touchdowns on 19 carries.
- He scored his first career touchdown on a 1-yard run in the second quarter before hitting paydirt on runs of 25 and 1 yards, respectively.
- Hensley, who entered the game late in the second quarter for the injured Paxton DeLaurent, completed 10-of-14 passes for 100 yards and ran for 26 yards and one touchdown on four carries.
- A native of Rogers, Arkansas, Hensley engineered the last five scoring drives of the contest.

Defense Delivers

- Southeast Missouri's defense put together an outstanding performance against North Alabama (Aug. 24).
- SEMO had four takeaways on two fumble recoveries and two interceptions.
- It was the most turnovers forced by the Redhawks in a season-opener in 16 years since Southwest Baptist turned the ball over five times on Aug. 28, 2008.
- Jared Pedraza and McCoy Casey each recovered a fumble and Adrian Patterson and Justus Johnson added one interception apiece.
- The Redhawk defense also had a pair of big fourth-down stops.

- Additionally, SEMO finished with three sacks and five tackles for loss.

First SEMO Action

- Thirteen players saw their first action in a Southeast Missouri uniform against North Alabama (Aug. 24).
- Newcomers Adrian Patterson (DB), Justus Johnson (DB), McCoy Casey (OLB), Brandon Epton, Jr. (RB), Cam Pedro (WR), Carter Guillaume (OL), Tyler McMillan (OL) and Jalen Nettles (OL) made their first career starts.
- Carter Hensley, Jared Pedraza, Landon Sylvie, Payton Brown and Chris Daigre saw action, as well.
- Cam Pedro scored the first touchdown of the 2024 season on a 4-yard pass from Paxton DeLaurent with 9:29 left in the first quarter.

Preseason Recognition

- Center Zack Gieg and inside linebacker Bryce Norman were named to both the 2024 Stats Perform and Phil Steele Preseason All-America Teams.
- Zack Gieg and quarterback Paxton DeLaurent represent Southeast Missouri on the 2024 Stats Perform Walter Payton Award Preseason Watch List. Gieg and DeLaurent are among 35 players on the preseason watch list. The Payton Award, which is in its 38th season, is presented annually to the National Offensive Player of the Year in Division I FCS football.
- Bryce Norman made the 2024 Stats Perform Buck Buchanan Award Preseason Watch List. Thirty players are on the preseason watch list for the prestigious award given annually to National Defensive Player of the Year in Division I FCS football. This year is the 30th Anniversary for the Buck Buchanan Award.
- Sophomore Logan Leftrick is one of 13 players that made the 2024 FCS Punter of the Year Preseason Watch List. The FCS Punter of the Year Award is presented by The Augusta Sports Council.
- Bryce Norman was tabbed the 2024 Big South-OVC Association Preseason Defensive Player of the Year. Norman is SEMO's first Preseason Defensive Player of the Year since fellow linebacker Zach Hall earned the honor in 2019.
- Seven Redhawks, including quarterback Paxton DeLaurent, offensive lineman Zack Gieg, tight end Danny Joiner, kicker DC Pippin, defensive lineman Steven Lewis, defensive back Joedrick Lewis and linebacker Bryce Norman are among the Big South-OVC Players to Watch.

Roster Notes

- Southeast Missouri's 2024 roster consists of 103 players.
- SEMO has 16 seniors, six graduates, 29 juniors, 22 sophomores and 30 freshmen.
- Ty Leonard, Darrell Smith, Jared Pedraza, Peyton Knight, Zack Gieg and Steven Lewis are the graduates.
- The Redhawks return 12 starters, including seven on offense and five on defense.
- Returning offensive starters are Paxton DeLaurent (QB), Zack Gieg (OL), Kobe Sixkiller (OL), Jamaricus Hill (OL), Tyson Miller (OL) and Jack Clinkenbeard.
- Returning defensive starters are Bryce Norman (ILB), Sam Cook (OLB), Steven Lewis (DL), Joedrick Lewis (DB) and Ty Leonard (DB).
- Bryce Norman (First-Team), Zack Gieg (First-Team) and kicker DC Pippin (Second-Team) are SEMO's returning All-Conference players from 2023.

Let's Talk Tuke

- Tom Matukewicz is in his 11th year as Southeast Missouri's head coach.
- Matukewicz has been at SEMO his entire head coaching career.
- He is 61-60 overall and 45-30 in Big South-OVC play.
- Matukewicz guided the Redhawks to two conference titles (2019, 2022) and three FCS Playoff berths (2018, 2019, 2022), both program bests.
- He also has a program record nine wins over ranked FCS opponents.
- Matukewicz's 2018 (9-4), 2019 (9-4) and 2022 (9-3) teams each tied the school record in wins.
- He is the 13th head coach in SEMO football history and ranks third all-time in wins behind Kenneth Knox (88-59-4, 1952-67) and Abe Stuber (72-42-6, 1932-46).
- Matukewicz's 61 wins are the most of any head coach in the Redhawks Division I era.
- He was named the Roy Kidd Ohio Valley Conference Coach of the Year in 2018 and 2022.
- Matukewicz has 62 total wins as a head coach, including 61 at SEMO and one as Northern Illinois' interim head coach.

Mr. SEMO

- Nearby Jackson native Bryce Norman is back to lead Southeast Missouri's defense. Norman's hometown is just eight miles north of Cape Girardeau.

GARDNER
OCTOBER 19



- The inside linebacker is the 2024 Big South-OVC Preseason Defensive Player of the Year.
- He is the first SEMO player tabbed the league's Preseason Defensive Player of the Year since fellow linebacker Zach Hall earned the honor in 2019.
- Norman has become the household name of SEMO's defense and accumulated 325 tackles, 28 tackles for loss, 11.5 sacks, two interceptions, six forced fumbles and two fumble recoveries in his career.
- He ranks among SEMO's career leaders in tackles (7th, 346), sacks (7th, 11.5) and tackles for loss (7th, 29.5).
- Norman was rated as the #8 returning linebacker in the FCS by HERO Sports and the #10 top returning linebacker in the FCS by Sports Illustrated.
- He is also among 30 players selected to the 2024 Stats Perform Buck Buchanan Award Preseason Watch List. This year marks the 30th Anniversary for the Buck Buchanan Award which is presented to the National Defensive Player of the Year in the Division I Football Championship Subdivision each season.
- Norman is looking to become the first player in SEMO football history to lead the team in tackles four-straight seasons.

Welcome to Cape Girardeau

- Southeast Missouri has three new coaches on its football staff this season.
- Todd Drury is in his first year as safeties coach, Morris Lolar is in his first season coaching the cornerbacks and Madison Bunch is in his first year coaching the running backs.
- Drury joins the Redhawks after spending the 2023 season as defensive coordinator at Western Illinois. Before that, he was head coach at Missouri S&T from 2019-22.
- Lolar worked with the defensive backfield at Missouri Valley College in 2023. He, too, has previous head coaching experience working three years at the helm of NAIA member Bethel College (Kan.). Lolar played college football at Minnesota and Friends University before going on to spend six years in the CFL between the Edmonton Eskimos and Winnipeg Bombers organizations.
- Bunch was the offensive analyst and assistant running backs coach at Rutgers



GARDNER-WEBB
OCTOBER 26

in 2023. He returns to SEMO's coaching staff where he once worked as the Redhawks recruiting coordinator and assistant wide receivers coach in 2022.

About the Program

- Southeast Missouri is in its 120th year of college football.
- The 2024 campaign marks SEMO's 34th year at the NCAA Division I Football Championship Subdivision (FCS) level.
- The Redhawks joined the FCS in 1991 and are 150-230 all-time in their Division I era.
- SEMO won three conference titles (2010, 2019, 2022) and made four NCAA FCS Playoff appearances (2010, 2018, 2019, 2022) in program history.
- The Redhawks have a total of seven winning seasons (7-5 in 1994, 8-4 in 2022, 9-3 in 2010, 9-4 in 2018, 9-4 in 2019, 9-3 in 2022, 7-1 in 2024) in their NCAA Division I tenure.

2024 Schedule Notes

- Southeast Missouri begins its 2024 season a week earlier with its first-ever appearance in the FCS Kickoff vs. North Alabama (Aug. 24).
- SEMO will play a 12-game schedule with five home games.
- The Redhawks travel over 1,200 miles west to play Football Bowl Subdivision and Conference USA member New Mexico State (Aug. 31).
- Longtime rival Southern Illinois (Sept. 21) and Northwestern State (Sept. 28) are SEMO's other non-conference foes.
- The Big South-OVC Association slate features nine league teams playing an eight-game conference schedule in 2024.
- SEMO opens conference play at home against reigning Big South-OVC Co-Champion UT Martin (Sept. 7).
- Tennessee Tech (Oct. 12), reigning Big South-OVC Co-Champion and 2023 FCS Playoff participant Gardner-Webb (Oct. 26) and first-year Association member Western Illinois (Nov. 16) complete the Redhawks home portion of the schedule.
- The remainder of the Big South-OVC schedule includes trips to Eastern Illinois (Oct. 5), Charleston Southern (Oct. 19), Lindenwood (Nov. 9) and Tennessee State (Nov. 23).

- SEMO faces Gardner-Webb and Charleston Southern for the first time in 2024.
- Big South-OVC Association games will primarily take place between weeks five and 13, with one game apiece during weeks two and four. Seven weeks will feature four Association matchups.
- SEMO has two bye weeks (Sept. 14 & Nov. 2) this season.

Big South-OVC Football Association Presidents and Chancellors Enter into New Enhanced Agreement

- On June 12, 2024, the Board of Presidents and Chancellors of the nine regionally-aligned member institutions solidified their commitment to each other with a new enhanced agreement that will provide an opportunity to extend the original partnership through 2030 and beyond.
- The agreement strengthens the structure between the FCS-committed institutions and is intended to provide all members access to the automatic bid to the NCAA Division I Football Championship Playoffs, long-term stability and a competitive league schedule.
- All teams will play eight Association games in 2024, renewing established rivalries and sparking new ones.
- The original agreement, signed in February 2022, provided for Association play from 2023 through 2026. The new agreement, approved unanimously by all participating presidents and chancellors, now adds a "look-in" provision following the initial four-year term, which was to end after the 2026 season, for an additional four years, to provide institutions added membership certainty and stability.
- The framework also allows for the potential introduction of additional member institutions to the Association.
- The agreement confirms that the Ohio Valley Conference office will manage day-to-day football operations in consultation with Big South Conference leadership.
- The Big South-OVC Association currently includes nine schools: Charleston Southern, Eastern Illinois, Gardner-Webb, Lindenwood, Southeast Missouri, Tennessee State, Tennessee Tech, UT Martin and Western Illinois.

Redhawks Team Up to Sack Hunger Again in 2024

- Southeast Missouri's Department of Athletics is once again teaming up to Sack Hunger this 2024 football season.
- SEMO is partnering with Southeast Missouri Food Bank, Coalter Insurance Group, First Midwest Bank, Coast to Coast Signs, Sikeston Jaycee Bootheel Rodeo and Midwest Sterilization to provide meals to families facing hunger in the southeast Missouri region.
- For every quarterback sack against opposing teams this year, Coalter Insurance Group, First Midwest Bank, Coast to Coast Signs, Sikeston Jaycee Bootheel Rodeo and Midwest Sterilization will each donate \$100 to Southeast Missouri Food Bank.
- Every \$1 donated to the Southeast Missouri Food Bank provides four meals, meaning each Redhawk sack will supply 2,000 meals to families facing hunger.
- River Radio, the official radio broadcast partner of SEMO Athletics, will also support the campaign by airing public service announcements during Redhawk football broadcasts throughout the 2024 season.
- Fans who wish to join the Redhawks in the fight against hunger can donate to Southeast Missouri Food Bank at SEMOFoodBank.org.

Ridin' with Rowdy Fundraiser

- Southeast Missouri's football program is offering a special raffle for an opportunity to win a 2024 Nissan Titan PRO-4X pickup truck as part of its Ridin' with Rowdy fundraiser.
- Ridin' with Rowdy raffle tickets can be purchased at prices of \$100 per ticket, \$500 for six tickets and \$1,000 for 12 tickets. Only 1,000 entries will be sold with the goal of the initiative being to provide additional scholarships for the football program so it can continue to retain championship/Top 25 caliber student-athletes.
- There is no limit on the number of tickets an individual may purchase, while supplies last.
- Powered by John Sinclair Nissan, the 2024 Nissan Titan (5.6-Liter Endurance V8 PRO-4X 4x4 CC) is valued at \$68,140.
- The Ridin' with Rowdy Raffle ends on Oct. 26, 2024 at the close of the third quarter of SEMO's Homecoming football game vs. Gardner-Webb. The winning raffle ticket will then be announced

GARDNER
OCTOBER 19

sometime during the fourth quarter.

- You must be 18 years of age or older to participate and must be physically present in Missouri when purchasing a ticket.
- Visit <https://e.givesmart.com/events/DDd/page/raffle> for all rules, terms and conditions.



Redhawks in the NFL

- One former Southeast Missouri football player is currently on an active NFL roster
- Wide receiver Ryan Flournoy is with the Dallas Cowboys. Flournoy was selected by the Cowboys in the sixth round of the 2024 NFL Draft.
- Fellow wide receiver Kristian Wilkerson was signed to the Las Vegas Raiders practice squad.
- Flournoy and Wilkerson played against each other in a NFL preseason game on Aug. 17, 2024. Flournoy caught his first touchdown pass in that contest.
- Flournoy made his NFL debut against the Pittsburgh Steelers on Sunday Night Football Oct. 6.
- Defensive back Mike Ford, who initially joined the Cleveland Browns practice squad, was recently moved to the team's active roster.
- Former SEMO offensive lineman Dan Connolly played eight seasons with the New England Patriots and helped the Patriots win Super Bowl XLIX over the Seattle Seahawks in his final season. Connolly holds the longest kick return by an offensive lineman in an NFL game with a 71-yard return against the Green Bay Packers on Dec. 19, 2010. Connolly weighed 313 pounds at the time of his record return.
- Center Eugene Amano won the Rimington Award at Southeast Missouri and was a seventh round draft pick of the Tennessee Titans in 2004. Amano played nine seasons with the Titans and made 31 starts on the offensive line from 2004-12.
- Jon Gruden spent one season as SEMO's quarterbacks coach in 1988. Gruden was head coach of Tampa Bay when the Buccaneers

won their Super Bowl title. He was also the head coach of the Las Vegas Raiders.

Currently, Gruden is an advisor for the Milano Seamen of the European League of Football.

- Marty Mornhinweg was the Redhawks offensive coordinator and quarterbacks coach from 1989-90. Mornhinweg was head coach of the Detroit Lions from 2001-02 and finished his career as a senior offensive consultant with the Philadelphia Eagles in 2020.

Remarkable Success

- Southeast Missouri Athletics has reached unprecedented success.
- Since 2019-20, SEMO has won 30 conference titles with every sport winning at least one along the way.
- Academically, SEMO broke a department record when it finished the 2023-24 academic year with a 3.44 spring grade point average.
- The football team set its highest spring GPA ever with a 3.18 mark.
- SEMO most recently earned a school record 45 Ohio Valley Conference Medals of Honor for the 2023-24 academic year. The OVC Academic Medal of Honor is given annually to the student-athletes who achieve the highest grade point average in a Conference-sponsored sport. Every Redhawk that won the OVC Medal of Honor achieved a perfect 4.0 GPA.
- Redhawk teams won five NCAA Public Recognition Awards based on their perfect 1,000 scores in the most recent multiyear Academic Progress Rates (APR). The report is based on NCAA Division I APR data submitted by the institution for the 2019-20, 2020-21, 2021-22 and 2022-23 academic years.
- SEMO won the OVC Commissioner's Cup in two of the last four years. The Redhawks garnered the honor in 2020-21 and 2022-23. The OVC Commissioner's Cup is a symbol of overall athletic excellence in Conference-sponsored championships and is awarded annually to one member institution. The Redhawks never won the prestigious honor until 2020-21.

SOAR Collective

- On Mar. 25, 2024, Southeast Missouri's Department of Athletics partnered with SOAR Collective, the official NIL Collective of SEMO Athletics.
- As an official sponsor and partner of SEMO

Athletics, SOAR Collective will be designated as the "Official NIL Collective of SEMO Athletics," receive permission to utilize SEMO marks and logos as part of student-athlete NIL initiatives and will receive various sponsorship assets.

- SOAR Collective is a third-party organization that was formed to help empower student-athletes to maximize all the endeavors they undertake while in southeast Missouri birth on and off the field.
- Encompassing the One Team, One Family concept, the alumni and fans are committed to working tirelessly to ensure that every current and future Redhawk can leverage the power of their name, image, and likeness to build a brighter future for themselves and the community.

SOARCollective.org





GARDNER-WEBB
OCTOBER 26

MEDIA INFORMATION

Strategic Communications

The Southeast Missouri Strategic Communications Office is always willing to assist the media with their coverage of Redhawk football. All media and credential requests should be made to Assistant Director of Athletics Jeff Honza. Should you need any information, feel free to call anytime, day or night. Honza can be reached at (573) 651-2933 (work) or (618) 528-1145 (mobile).

In-Season Interview Policy

All of Southeast Missouri's football student-athletes and coaches will be available to the media throughout the 2023 season. Interviews should be arranged through the Southeast Missouri Strategic Communications Office. Interviews with players and coaches will be conducted either by phone or in-person after practice on Tuesdays and Wednesdays during the season. Please let the Strategic Communications Office know at least 24 hours in advance so interview arrangements can be made. Practices generally run from 3:30-5:30 p.m. during the season.

Credentials

Credentials are required for all media at Houck Field. To request season or single-game credentials, please contact Jeff Honza in the Southeast Missouri Strategic Communications Office by phone at (573) 651-2933 or email at redhawk1@me.com/ jhonza@semo.edu. Credentials can be picked up at the will call area located at the south side of Houck Field. Southeast Missouri follows the guidelines set forth by the NCAA governing the issuance of credentials. Credentials will be issued to accredited sports writers of daily and weekly newspapers. Photo credentials will be issued to accredited members of the photo media working for newspapers and television stations. All credential requests should come from sports editors, directors or anchors. Any unauthorized use of credentials will result in revocation of credentials issued by Southeast Missouri State University and credential requests will not be honored for future SEMO athletic events.

In-Season Interview Policy

All of Southeast Missouri's football student-athletes and coaches will be available to the media throughout the 2023 season. Interviews should be arranged through the Southeast Missouri Strategic Communications Office. Interviews with players and coaches will be conducted either by phone or in-person after practice on Tuesdays and Wednesdays during the season. Please let the Strategic Communications Office know at least 24 hours in advance so interview arrangements can be made. Practices generally run from 3:30-5:30 p.m. during the season.

SEMORedhawks.com

Southeast Missouri's official athletics website is updated daily and information on all 15 sports is available. Complete schedules, results, coaches and player bios, and other information can be accessed.

Postgame Interviews

The Southeast Missouri Strategic Communications staff will make student-athletes available to the media at the conclusion of each game. Postgame press conferences will be held in the Holcomb Success Center across Bellevue Street. Coach Matukewicz's first postgame responsibility after meeting with the team is his live radio show.

Photographers

Please observe NCAA regulations and shoot from the designated areas assigned at Houck Field. Photographers are not permitted to shoot in the official team areas (20-yard line to 20-yardline). Photographers must display their credentials at all times and shoot from behind the bold red line outside the team areas.

Redhawks on ESPN+

The Ohio Valley Conference and ESPN have a media rights agreement, which includes a minimum of 600 conference events on ESPN+, the multi-sport, direct-to-consumer subscription streaming service from The Walt Disney Company Direct-to-Consumer & International segment and ESPN. All of Southeast Missouri's home games and Big South-OVC games air live on ESPN+. ESPN+ offers fans thousands of additional live events, on-demand content and original programming not available on ESPN's linear TV or digital networks. ESPN+ is an integrated part of the completely redesigned ESPN App. ESPN+ is also available through ESPN.com.

Redhawks Radio Network

All Southeast Missouri football games will be broadcast live on the radio at Real Rock 99.3 FM (KCGQ) and online at SEMORedhawks.com. Erik Sean returns for his 25th year as the "Voice of the Redhawks." Sean is the Director of Sports Operations for Mississippi River Radio's eight radio stations in Cape Girardeau. Sean will be assisted by SEMO Hall of Fame quarterback Rick Wieser (analyst) at all home games.

Radio Network Affiliates

Real Rock 99.3 FM (KCGQ) (Flagship)
ESPN 93.5 FM (K228FX)
ESPN 1220 AM (KGIR)
ESPN 1470 AM (KMAL)

Big South-OVC Content Gathering Sessions

Zoom sessions with all Ohio Valley Conference and Big South Head Football Coaches will be conducted each week beginning Aug. 27. The sessions will be on Tuesdays during the season. Southeast Missouri's Tom Matukewicz will be on the call from 11:20-11:30 a.m., CT every week. If you have questions or need more information, contact Kyle Schwartz at (615) 690-6685 or kschwartz@ovc.org.

Join Zoom Meeting: <https://us02web.zoom.us/j/89692446244?pwd=MB0nQM080nZnHP0td7oeVUtmYs6L1>

No Press Box Space

There is currently no press box space available for media at Houck Field. Southeast Missouri's Strategic Communications Department will make every effort to assist media with their coverage while construction phases are ongoing. Radio crews for both teams will have space available to work in Rose Theater close to Houck Field.

Live Stats







StatBroadcast Live is the exclusive live statistics platform of Southeast Missouri football. Live stats can be accessed at **Statb.us/1/SEMO**.



MEDIA INFORMATION

GARDNER
OCTOBER 19



OCTOBER	GAME WEEK MEDIA SCHEDULE				
21 	22 	23 	24 	25 	26 
Radio Show 12-1 p.m., CT Wings Etc. Cape Girardeau	Big South-OVC Content Gathering Session 11:20 a.m., CT Practice 3:45-5:45 p.m., CT Houck Field (Interviews After)	Practice 3:45-5:45 p.m., CT Houck Field (Interviews After)	No Interview Availability	No Interview Availability	#8 SEMO vs Gardner-Webb 2 p.m., CT



SEMO FOOTBALL
SEMO FOOTBALL
SEMO FOOTBALL
SEMO FOOTBALL

2024 RADIO SHOW SCHEDULE

ALL SHOWS 12-1 P.M., CT

AUGUST 19 - WINGS ETC. CAPE GIRARDEAU
AUGUST 26 - WINGS ETC. CAPE GIRARDEAU

SEPTEMBER 2 - WINGS ETC. JACKSON
SEPTEMBER 9 - WINGS ETC. CAPE GIRARDEAU
SEPTEMBER 16 - WINGS ETC. CAPE GIRARDEAU
SEPTEMBER 23 - WINGS ETC. JACKSON
SEPTEMBER 30 - WINGS ETC. CAPE GIRARDEAU

OCTOBER 7 - WINGS ETC. CAPE GIRARDEAU
OCTOBER 14 - WINGS ETC. JACKSON
OCTOBER 21 - WINGS ETC. CAPE GIRARDEAU
OCTOBER 28 - WINGS ETC. CAPE GIRARDEAU

NOVEMBER 4 - WINGS ETC. JACKSON
NOVEMBER 11 - WINGS ETC. CAPE GIRARDEAU
NOVEMBER 18 - WINGS ETC. CAPE GIRARDEAU
NOVEMBER 25 - WINGS ETC. JACKSON

SOUTHEAST MISSOURI FOOTBALL NOTES



GARDNER-WEBB
OCTOBER 26

NUMERICAL ROSTER

No.	Name	Pos.	Ht.	Wt.	Cl.	Hometown/Last School
0	Cam Pedro	WR	5-11	176	So.	Lawrenceville, Ga./Marshall
1	Tristan Smith	WR	6-5	205	Jr.	LaGrange, Ga./Hutchinson CC
1	Trel Riley	DB	6-1	172	Jr.	Princeton, Ky./Trinity Valley CC
2	Joedrick Lewis	CB	5-11	190	Sr.	Houston, Texas/Trinity Valley CC
2	Logan Leftrick	P	6-1	221	So.	Springfield, Tenn./Springfield H.S.
3	Danny Duray	K	6-2	191	Fr.	Mount Prospect, Ill./Hersey H.S.
3	Brandon Epton, Jr.	RB	6-0	185	Jr.	Dallas, Texas/Hutchinson CC
4	Johnny Weber	QB	6-4	221	Fr.	Bristol, Wis./Carmel Catholic H.S.
4	McCoy Casey	OLB	6-2	235	Jr.	Houston, Texas/Trinity Valley CC
5	Ty Leonard	CB	6-0	170	Gr.	Louisville, Ky./Butler H.S.
5	Darrell Smith	RB	5-11	190	Gr.	Alton, Ill./College of DuPage
6	Dorian Anderson	WR	6-7	200	Sr.	Oakland, Tenn./Shorter University
7	Khalani Riddick	DB	6-0	195	Sr.	Elk Grove, Calif./Sacramento City Coll.
8	Carter Hensley	QB	6-4	226	So.	Rogers, Ark./Heritage H.S.
8	Trey Lisle	OLB	6-6	230	Fr.	Fayetteville, Ark./Fayetteville H.S.
9	Adrian Patterson	DB	6-0	182	Jr.	Wichita, Kan./Coffeyville CC
9	Adrian Fox	QB	6-3	201	Fr.	Jackson, Mo./Jackson H.S.
10	Paxton DeLaurent	QB	6-5	229	Sr.	Camdenton, Mo./Central Methodist
10	Dony'e Taylor	DB	6-1	202	Sr.	Cape Girardeau, Mo./Central H.S.
11	Patrick Heitert	QB	6-0	191	Jr.	St. Louis, Mo./Christian Brothers H.S.
11	Jared Pedraza	ILB	6-1	237	Gr.	Franklin, Texas/Northwestern State
12	Sam Cook	OLB	6-4	230	Sr.	Neosho, Mo./Western Illinois
12	Greg Menne	QB	6-2	217	So.	Independence, Mo./Fort Osage H.S.
13	Mali Walton	ILB	6-0	226	Sr.	St. Louis, Mo./Parkway South H.S.
14	Amare Townsend	DB	6-1	174	So.	Louisville, Ky./DuPont Manual H.S.
15	Cole Ruble	RB	5-10	193	So.	Imperial, Mo./Seckman H.S.
16	Jeremy Walton	OLB	6-1	240	Jr.	Gurnee, Ill./Trinity International
16	Trent Shelton	WR	6-3	200	Fr.	St. Louis, Mo./Gateway Stem H.S.
17	Logan Hite	DB	5-11	210	Fr.	Poplar Bluff, Mo./Poplar Bluff H.S.
17	Kyron Downing	WR	5-10	180	Jr.	Vinita, Okla./Vinita H.S.
18	Justus Johnson	DB	6-1	177	Jr.	St. Louis, Mo./Murray State
19	Danny Joiner	TE	6-3	243	Jr.	Kansas City, Mo./Army
20	Chris Daigre	DB	5-11	175	Sr.	Baton Rouge, La./Grambling State
21	Octavius Henderson	DB	6-3	186	Jr.	Nashville, Tenn./Goodpasture School
22	Pavton Brown	RB	6-1	216	Fr.	Festus, Mo./Hillsboro H.S.
23	DJ Delmore	DB	5-11	186	So.	Baton Rouge, La./Woodlawn H.S.
24	JaQori Williams	S	6-0	198	Sr.	Millbrook, Ala./Dodge City CC
25	Slade Dollar	ILB	6-2	220	Jr.	Naples, Fla./Naples H.S.
26	Z'kef Johnson	DB	6-1	187	Sr.	Sumter, S.C./Independence CC
27	Aquarius Winston, Jr.	DB	6-1	203	Jr.	Southaven, Miss./Southaven H.S.
28	Jacorey Love	RB	5-10	177	Fr.	Kansas City, Mo./Liberty North H.S.
29	Temidayo Odugbemi	ILB	6-1	229	So.	Dallas, Ga./Paulding County H.S.
30	Judd Cunningham	LS	6-0	218	Jr.	Farmington, Mo./Farmington H.S.
31	Tyson Underwood	DB	5-10	189	Fr.	Scott City, Mo./Scott City H.S.
32	Bryce Norman	ILB	6-0	215	Sr.	Jackson, Mo./Jackson H.S.
33	Mitchell Sellers	WR	6-5	236	Sr.	Paradise, Texas/Southern Mississippi
34	Landon Sylvie	DB	5-11	170	Fr.	Shreveport, La./Calvary Baptist
35	Khalik Boothe	DB	5-10	180	Fr.	Batesville, Miss./South Panola H.S.
36	Brandon Brigham	RB	6-0	215	Fr.	Chicago, Ill./Homewood-Flossmoor H.S.
37	Skyler Young	RB	5-10	202	So.	Osceola, Ark./Osceola H.S.
38	Tony Terry	TE	6-5	240	Fr.	Jackson, Mo./Kansas
39	Adam Heston	P	6-1	218	Sr.	Sewell, N.J./Eastern Michigan
41	Logan Eggart	TE	6-5	227	Fr.	Madison, Ala./James Clemons H.S.
42	Brandon Mason	OLB	6-5	233	Fr.	St. Louis, Mo./Hazelwood Central H.S.
43	Nolan Reed	TE	6-3	236	Jr.	Bonne Terre, Mo./North County H.S.
44	Jamarion Smith	RB	5-11	195	Fr.	Portageville, Mo./Portageville H.S.
45	Andrew Civey	TE	6-3	244	So.	Bonne Terre, Mo./North County H.S.
46	Peyton Knight	LS	6-1	215	Gr.	Indianapolis, Ind./Marian University
47	Wesley Dabbs	TE	6-6	221	Fr.	Memphis, Tenn./Briarcrest H.S.
48	Latrevis Thompson	OLB	6-2	223	Jr.	Kennett, Mo./Kennett H.S.
49	DC Pippin	K	6-0	195	Sr.	Springfield, Ill./Springfield H.S.
50	Jalen Nettles	OL	6-4	322	Jr.	Canton, Miss./UAB
51	Robert Dover	OLB	6-3	236	Fr.	Mountain Home, Ark./Mountain Home H.S.
53	Michael Cardilli	ILB	6-0	225	So.	Mokena, Ill./Western Illinois
54	Jayden Davis	ILB	6-1	222	Fr.	Alabaster, Ala./Thompson H.S.
55	Nasim Cairo	DL	6-2	260	Jr.	Edwardsville, Ill./Edwardsville H.S.

56	Zack Gieg	OL	6-1	296	Gr.	Morgan Hill, Calif./Fresno State
59	Davarious Nunley	ILB	5-10	202	Fr.	Cape Girardeau, Mo./Central H.S.
61	Zane Coon	OL	6-3	302	Fr.	Jackson, Mo./Jackson H.S.
62	Caleb Fikejs	LS	5-10	231	Fr.	Plainfield, Ill./Plainfield North H.S.
63	Zach Hudson	OL	6-4	298	So.	Imperial, Mo./Seckman H.S.
64	Chris Frye	OL	6-2	294	Jr.	Kansas City, Mo./Lincoln Prep H.S.
65	Mason Miller	OL	6-1	298	Fr.	Tullahoma, Tenn./Tullahoma H.S.
68	Carter Guillaume	OL	6-2	282	Fr.	Louisville, Ky./St. Xavier H.S.
69	Kobe Sixkiller	OL	6-1	300	Sr.	Jay, Okla./Northeastern Okla. A&M
70	Ethan Hatton	OL	6-3	295	So.	Memphis, Tenn./Lausanne Collegiate
71	Tyson Miller	OL	6-5	286	Jr.	Lafayette, Ind./Lafayette Jefferson H.S.
72	Jamarcus Hill	OL	6-5	297	Jr.	Jefferson, Ga./Jefferson H.S.
73	Trey Gibbs	OL	6-3	284	Jr.	Jenks, Okla./Northeastern Okla. A&M
74	Kaleb Pearley	OL	6-5	304	So.	Metairie, La./Archbishop Rummel H.S.
75	Tyler McMillan	OL	6-6	315	So.	Detroit, Mich./Northwestern State
77	Rashad Turner	OL	6-5	316	Jr.	Louisville, Ky./Carnahan H.S.
78	Yusef Sanogo-Kendrick	OL	6-4	310	Fr.	Henderson, Ky./Henderson County H.S.
79	Eli Clausen	OL	6-5	230	Fr.	Tucson, Ariz./Tanque Verde H.S.
80	Jaques Wyatt	WR	6-6	196	So.	Clarksville, Tenn./Clarksville Academy
81	Donnie Cheers	WR	6-2	189	So.	Marion, Ark./Marion H.S.
82	Demetrian Cannon	WR	6-1	196	So.	St. Louis, Mo./De Smet Jesuit H.S.
83	Jack Clinkenbeard	WR	5-11	195	Jr.	Springfield, Mo./Glendale H.S.
84	Anthony Westervelt	WR	6-2	197	So.	Imperial, Mo./Seckman H.S.
85	Zyan Royal	WR	5-10	164	Fr.	St. Louis, Mo./Kirkwood H.S.
86	Brennan Remy	WR	6-0	188	Fr.	Cincinnati, Ohio/Lakota West H.S.
87	Braden Thompson	TE	6-4	246	Jr.	Nebraska City, Neb./Nebraska City H.S.
88	Kierrie Conley	WR	5-11	170	Jr.	Stockbridge, Ga./Jackson State
89	Wesley Corbitt	WR	6-0	188	Jr.	Jackson, Miss./Northeast Miss. CC
90	Servant Counsellor	DL	6-4	287	So.	Tulsa, Okla./Will Rogers College H.S.
91	Jehchys Brown	DL	6-2	291	So.	Centralia, Ill./Centralia H.S.
92	Jaylon Stone	DL	6-2	288	So.	Athens, Ga./Clark Central H.S.
93	Ashton Jones	DL	6-2	252	Fr.	Louisville, Ky./St. Xavier H.S.
94	Ja'Mian Golden	DL	6-3	263	Jr.	Parma, Mo./New Madrid H.S.
95	Sam Keeper	DL	6-1	270	Sr.	St. Louis, Mo./Cardinal Ritter H.S.
97	Caleb Webb	DL	5-11	284	Jr.	Memphis, Tenn./Cordova H.S.
98	Timothy Maxson	DL	6-2	274	Fr.	New Orleans, La./De La Salle H.S.
99	Steven Lewis	DL	6-1	291	Gr.	Pontiac, Ill./Pontiac H.S.

Head Coach

Tom Matukewicz (11th Year)

Assistant Coaches

Jeromy McDowell (Offensive Coordinator/Quarterbacks); Ricky Coon (Defensive Coordinator/Defensive Line); Luke Berblinger (Tight Ends); Connor Benado (Inside Linebackers/Specialists); Lucas Orchard (Offensive Line); Quin Jones (Outside Linebackers); Desmond Noird (Wide Receivers); Cade Brister (Recruiting Coordinator/Nickelbacks); Todd Drury (Safeties); Morris Lolar (Cornerbacks); Madison Bunch (Running Backs)

Additional Football Staff

Brett Blackman (Director of Operations); Ethan Heifner (Defensive Quality Control); Wes Piersall (Director of Sports Performance); Brett Reynolds (Graduate Assistant Operations); Conner Justus (Graduate Assistant Offense); Dalyn McDonald (Video Coordinator)

Pronunciations

Jehchys Brownjeh-KYE-us	Z'kef Johnsonzye-KEEF
Nasim Cairona-seem CARE-oh	Greg Mennemany
Andrew Civeysiv-ee	Temidayo Odugbemitem-EE-dye-OH
Kierrie ConleyKEY-air-EE		oh-DO-bem-EE
Chris DaigreDAY-gree	Khlani RiddickKUH-lawn-ee
Paxton DeLaurentduh-lore-ent	Yusef Sanogo-KendrickYOU-seff
Danny Duraydurr-AYE		
Caleb FikejsFIKE-us		
Zack Gieggig		
Carter GuillaumeGILL-um		
Ja'Mian Goldenja-myan		

Squad Breakdown

Total Squad Members103
Seniors (Graduates)16 (63)
Juniors29
Sophomores22
Freshmen30

SOUTHEAST MISSOURI FOOTBALL NOTES

ALPHABETICAL ROSTER

GARDNER
OCTOBER 19



No.	Name	Pos.	Ht.	Wt.	Cl.	Hometown/Last School
6	Dorian Anderson	WR	6-7	200	Sr.	Oakland, Tenn./Shorter University
35	Khalik Boothe	DB	5-10	180	Fr.	Batesville, Miss./South Panola H.S.
36	Brandon Brigham	RB	6-0	215	Fr.	Chicago, Ill./Homewood-Flossmoor H.S.
91	Jehchys Brown	DL	6-2	291	So.	Centralia, Ill./Centralia H.S.
22	Payton Brown	RB	6-1	216	Fr.	Festus, Mo./Hillsboro H.S.
55	Nasim Cairo	DL	6-2	260	Jr.	Edwardsville, Ill./Edwardsville H.S.
82	Demettrion Cannon	WR	6-1	196	So.	St. Louis, Mo./De Smet Jesuit H.S.
53	Michael Cardilli	ILB	6-0	225	So.	Mokena, Ill./Western Illinois
4	McCoy Casey	OLB	6-2	235	Jr.	Houston, Texas/Trinity Valley CC
81	Donnie Cheers	WR	6-2	189	So.	Marion, Ark./Marion H.S.
45	Andrew Civey	TE	6-3	244	So.	Bonne Terre, Mo./North County H.S.
79	Eli Clausen	OL	6-5	230	Fr.	Tucson, Ariz./Tanque Verde H.S.
83	Jack Clinkenbeard	WR	5-11	195	Jr.	Springfield, Mo./Glendale H.S.
18	Kierrie Conley	WR	5-11	170	Jr.	Stockbridge, Ga./Jackson State
22	Sam Cook	OLB	6-4	230	Sr.	Neosho, Mo./Western Illinois
61	Zane Coon	OL	6-3	302	Fr.	Jackson, Mo./Jackson H.S.
89	Wesley Corbitt	WR	6-0	188	Jr.	Jackson, Miss./Northeast Miss. CC
90	Servant Counsellor	DL	6-4	287	So.	Tulsa, Okla./Will Rogers College H.S.
30	Judd Cunningham	LS	6-0	218	Jr.	Farmington, Mo./Farmington H.S.
47	Wesley Dabbs	TE	6-6	221	Fr.	Memphis, Tenn./Briarcrest H.S.
20	Chris Daigre	DB	5-11	175	Sr.	Baton Rouge, La./Grambling State
54	Jayden Davis	ILB	6-1	222	Fr.	Alabaster, Ala./Thompson H.S.
10	Paxton DeLaurent	QB	6-5	229	Sr.	Camdenton, Mo./Central Methodist
23	DJ Delmore	DB	5-11	186	So.	Baton Rouge, La./Woodlawn H.S.
25	Slade Dollar	ILB	6-2	220	Jr.	Naples, Fla./Naples H.S.
51	Robert Dover	OLB	6-3	236	Fr.	Mountain Home, Ark./Mountain Home H.S.
17	Kyron Downing	WR	5-10	180	Jr.	Vinita, Okla./Vinita H.S.
3	Danny Duray	K	6-2	191	Fr.	Mount Prospect, Ill./Hersey H.S.
41	Logan Eggart	TE	6-5	227	Fr.	Madison, Ala./James Clemons H.S.
3	Brandon Epton, Jr.	RB	6-0	185	Jr.	Dallas, Texas/Hutchinson CC
62	Caleb Fikejs	LS	5-10	231	Fr.	Plainfield, Ill./Plainfield North H.S.
9	Adrian Fox	QB	6-3	201	Fr.	Jackson, Mo./Jackson H.S.
64	Chris Frye	OL	6-2	294	Jr.	Kansas City, Mo./Lincoln Prep H.S.
73	Trey Gibbs	OL	6-3	284	Jr.	Jenks, Okla./Northeastern Okla. A&M
56	Zack Gieg	OL	6-1	296	G.	Morgan Hill, Calif./Fresno State
94	Ja'Mian Golden	DL	6-3	263	Jr.	Parma, Mo./New Madrid H.S.
68	Carter Guillaume	OL	6-2	282	Fr.	Louisville, Ky./St. Xavier H.S.
70	Ethan Hatton	OL	6-3	295	So.	Memphis, Tenn./Lausanne Collegiate
11	Patrick Heitert	QB	6-0	191	Jr.	St. Louis, Mo./Christian Brothers H.S.
21	Octavius Henderson	DB	6-3	186	Jr.	Nashville, Tenn./Goodpasture School
8	Carter Hensley	QB	6-4	226	So.	Rogers, Ark./Heritage H.S.
39	Adam Heston	P	6-1	218	Sr.	Sewell, N.J./Eastern Michigan
72	Jamarcus Hill	OL	6-5	297	Jr.	Jefferson, Ga./Jefferson H.S.
17	Logan Hite	DB	5-11	210	Fr.	Poplar Bluff, Mo./Poplar Bluff H.S.
63	Zach Hudson	OL	6-4	298	So.	Imperial, Mo./Seckman H.S.
18	Justus Johnson	DB	6-1	177	Jr.	St. Louis, Mo./Murray State
26	Zi'kef Johnson	DB	6-1	187	Sr.	Sumter, S.C./Independence CC
19	Danny Joiner	TE	6-3	243	Jr.	Kansas City, Mo./Army
93	Ashton Jones	DL	6-2	252	Fr.	Louisville, Ky./St. Xavier H.S.
95	Sam Keeper	DL	6-1	270	Sr.	St. Louis, Mo./Cardinal Ritter H.S.
46	Peyton Knight	LS	6-1	215	G.	Indianapolis, Ind./Marian University
2	Logan Leftrick	P	6-1	221	So.	Springfield, Tenn./Springfield H.S.
5	Ty Leonard	CB	6-0	170	G.	Louisville, Ky./Butler H.S.
2	Joedrick Lewis	CB	5-11	190	Sr.	Houston, Texas/Trinity Valley CC
99	Steven Lewis	DL	6-1	291	G.	Pontiac, Ill./Pontiac H.S.
8	Trey Lisle	OLB	6-6	230	Fr.	Fayetteville, Ark./Fayetteville H.S.
28	Jacorey Love	RB	5-10	177	Fr.	Kansas City, Mo./Liberty North H.S.
42	Brandon Mason	OLB	6-5	233	Fr.	St. Louis, Mo./Hazelwood Central H.S.
98	Timothy Maxson	DL	6-2	274	Fr.	New Orleans, La./De La Salle H.S.
75	Tyler McMillan	OL	6-6	315	So.	Detroit, Mich./Northwestern State
12	Greg Menne	QB	6-2	217	So.	Independence, Mo./Fort Osage H.S.
65	Mason Miller	OL	6-1	298	Fr.	Tullahoma, Tenn./Tullahoma H.S.
71	Tyson Miller	OL	6-5	286	Jr.	Lafayette, Ind./Lafayette Jefferson H.S.
50	Jalen Nettles	OL	6-4	322	Jr.	Canton, Miss./UAB
32	Bryce Norman	ILB	6-0	215	Sr.	Jackson, Mo./Jackson H.S.
59	Davarious Nunley	ILB	5-10	202	Fr.	Cape Girardeau, Mo./Central H.S.

29	Temidayo Odugbemi	ILB	6-1	229	So.	Dallas, Ga./Paulding County H.S.
9	Adrian Patterson	DB	6-0	182	Jr.	Wichita, Kan./Coffeyville CC
74	Kaleb Pearley	OL	6-5	304	So.	Metairie, La./Archbishop Rummel H.S.
11	Jared Pedraza	ILB	6-1	237	G.	Franklin, Texas/Northwestern State
0	Cam Pedro	WR	5-11	176	So.	Lawrenceville, Ga./Marshall
49	DC Pippin	K	6-0	195	Sr.	Springfield, Ill./Springfield H.S.
43	Nolan Reed	TE	6-3	236	Jr.	Bonne Terre, Mo./North County H.S.
86	Brennan Remy	WR	6-0	188	Fr.	Cincinnati, Ohio/Lakota West H.S.
7	Khalani Riddick	DB	6-0	195	Sr.	Elk Grove, Calif./Sacramento City Coll.
1	Trel Riley	DB	6-1	172	Jr.	Princeton, Ky./Trinity Valley CC
85	Zyan Royal	WR	5-10	164	Fr.	St. Louis, Mo./Kirkwood H.S.
15	Cole Ruble	RB	5-10	193	So.	Imperial, Mo./Seckman H.S.
78	Yusef Sanogo-Kendrick	OL	6-4	310	Fr.	Henderson, Ky./Henderson County H.S.
33	Mitchell Sellers	WR	6-5	236	Sr.	Paradise, Texas/Southern Mississippi
16	Trent Shelton	WR	6-3	200	Fr.	St. Louis, Mo./Gateway Stem H.S.
69	Kobe Sixkiller	OL	6-1	300	Sr.	Jay, Okla./Northeastern Okla. A&M
5	Darrell Smith	RB	5-11	190	G.	Alton, Ill./College of DuPage
44	Jamarion Smith	RB	5-11	195	Fr.	Portageville, Mo./Portageville H.S.
1	Tristan Smith	WR	6-5	205	Jr.	LaGrange, Ga./Hutchinson CC
92	Jaylon Stone	DL	6-2	288	So.	Athens, Ga./Clark Central H.S.
34	Landon Sylvie	DB	5-11	170	Fr.	Shreveport, La./Calvary Baptist
10	Dony'e Taylor	DB	6-1	202	Sr.	Cape Girardeau, Mo./Central H.S.
38	Tony Terry	TE	6-5	240	Fr.	Jackson, Mo./Kansas
87	Braden Thompson	TE	6-4	246	Jr.	Nebraska City, Neb./Nebraska City H.S.
48	Latrevion Thompson	OLB	6-2	223	Jr.	Kennett, Mo./Kennett H.S.
14	Amare Townsend	DB	6-1	174	So.	Louisville, Ky./DuPont Manual H.S.
77	Rashad Turner	OL	6-5	316	Jr.	St. Louis, Mo./Carnahan H.S.
31	Tyson Underwood	DB	5-10	189	Fr.	Scott City, Mo./Scott City H.S.
16	Jeremy Walton	OLB	6-1	240	Jr.	Gurnee, Ill./Trinity International
13	Mali Walton	ILB	6-0	226	Sr.	St. Louis, Mo./Parkway South H.S.
97	Caleb Webb	DL	5-11	284	Jr.	Memphis, Tenn./Cordova H.S.
4	Johnny Weber	QB	6-4	221	Fr.	Bristol, Wis./Carmel Catholic H.S.
84	Anthony Westervelt	WR	6-2	197	So.	Imperial, Mo./Seckman H.S.
24	JaQori Williams	S	6-0	198	Sr.	Millbrook, Ala./Dodge City CC
27	Aquarius Winston, Jr.	DB	6-1	203	Jr.	Southaven, Miss./Southaven H.S.
80	Jaques Wyatt	WR	6-6	196	So.	Clarksville, Tenn./Clarksville Academy
37	Skyler Young	RB	5-10	202	So.	Osceola, Ark./Osceola H.S.

Head Coach

Tom Matukewicz (11th Year)

Assistant Coaches

Jeromy McDowell (Offensive Coordinator/Quarterbacks); Ricky Coon (Defensive Coordinator/Defensive Line); Luke Berblinger (Tight Ends); Connor Benado (Inside Linebackers/Specialists); Lucas Orchard (Offensive Line); Quin Jones (Outside Linebackers); Desmond Noird (Wide Receivers); Cade Brister (Recruiting Coordinator/Nickelbacks); Todd Drury (Safeties); Morris Lolar (Cornerbacks); Madison Bunch (Running Backs)

Additional Football Staff

Brett Blackman (Director of Operations); Ethan Heifner (Defensive Quality Control); Wes Piersall (Director of Sports Performance); Brett Reynolds (Graduate Assistant Operations); Conner Justus (Graduate Assistant Offense); Dalyn McDonald (Video Coordinator)

Pronunciations

Jehchys Brownjeh-KYE-us
Nasim Cairona-seem CARE-oh
Andrew Civeysiv-ee
Kierrie ConleyKEY-air-EE
Chris DaigreDAY-gree
Paxton DeLaurentduh-lore-ent
Danny Duraydurr-AYE
Caleb FikejsFIKE-us
Zack Gieggig
Carter GuillaumeGILL-um
Ja'Mian Goldenja-myan
Zi'kef Johnsonzye-KEEF
Greg Mennemany
Temidayo Odugbemitem-EE-dye-OH
	oh-DO-bem-EE
Khlani RiddickKUH-lawn-ee
Yusef Sanogo-KendrickYOU-seff

Squad Breakdown

Total Squad Members103
Seniors (Graduates)16 (6)
Juniors29
Sophomores22
Freshmen30



GARDNER-WEBB
OCTOBER 26

Offense

Left Tackle

- 75** Tyler McMillan // 6-6 // 315 // So. // Detroit, Mich. (Northwestern State)
78 Yusef Sanogo-Kendrick // 6-4 // 310 // Fr. // Henderson, Ky. (Henderson H.S.)

Left Guard

- 68** Carter Guillaume // 6-2 // 282 // Fr. // Louisville, Ky. (St. Xavier H.S.)
72 Jamarcus Hill // 6-5 // 297 // Jr. // Jefferson, Ga. (Jefferson H.S.)

Center

- 69** Kobe Sixkiller // 6-1 // 300 // Sr. // Jay, Okla. (Northeastern Oklahoma A&M)
68 Carter Guillaume // 6-2 // 282 // Fr. // Louisville, Ky. (St. Xavier H.S.)

Right Guard

- 78** Yusef Sanogo-Kendrick // 6-4 // 310 // Fr. // Henderson, Ky. (Henderson H.S.)
72 Jamarcus Hill // 6-5 // 297 // Jr. // Jefferson, Ga. (Jefferson H.S.)

Right Tackle

- 77** Rashad Turner // 6-5 // 316 // Jr. // St. Louis, Mo. (Carnahan H.S.)
72 Jamarcus Hill // 6-5 // 297 // Jr. // Jefferson, Ga. (Jefferson H.S.)

Tight End

- 45** Andrew Civey // 6-3 // 244 // R-Fr. // Bonne Terre, Mo. (North County H.S.)
38 Tony Terry // 6-5 // 240 // Fr. // Jackson, Mo. (Kansas)

Quarterback

- 10** Paxton DeLaurent // 6-5 // 229 // Sr. // Camdenton, Mo. (Central Methodist)
8 Carter Hensley // 6-4 // 226 // So. // Rogers, Ark. (Heritage H.S.)

Tailback

- 15** Cole Ruble // 5-10 // 193 // So. // Imperial, Mo. (Seckman H.S.)
28 Jacorey Love // 5-10 // 177 // Fr. // Kansas City, Mo. (Liberty North H.S.)

Wide Receiver

- 6** Dorian Anderson // 6-7 // 200 // Sr. // Oakland, Tenn. (Shorter University)
83 Jack Clinkenbeard // 5-11 // 195 // Jr. // Springfield, Mo. (Glendale H.S.)

Wide Receiver

- 1** Tristan Smith // 6-5 // 205 // Jr. // LaGrange, Ga. (Hutchinson CC)
17 Kyron Downing // 5-10 // 180 // Jr. // Vinita, Okla. (Vinita H.S.)

Wide Receiver

- 0** Cam Pedro // 5-11 // 176 // So. // Lawrenceville, Ga. (Marshall)
81 Donnie Cheers // 6-2 // 189 // So. // Marion, Ark. (Marion H.S.)

GARDNER-WEBB GAME TWO-DEEP

Defense

Defensive End

- 55** Nasim Cairo // 6-2 // 260 // Jr. // Edwardsville, Ill. (Edwardsville H.S.)
97 Caleb Webb // 5-11 // 284 // Jr. // Memphis, Tenn. (Cordova H.S.)

Nose Tackle

- 95** Sam Keeper // 6-1 // 270 // Sr. // St. Louis, Mo. (Cardinal Ritter H.S.)
92 Jaylon Stone // 6-2 // 288 // So. // Athens, Ga. (Clarke Central H.S.)

Defensive Tackle

- 91** Jehchys Brown // 6-2 // 291 // So. // Centralia, Ill. (Centralia H.S.)
97 Caleb Webb // 5-11 // 284 // Jr. // Memphis, Tenn. (Cordova H.S.)

Outside Linebacker (Rush)

- 4** McCoy Casey // 6-2 // 235 // Jr. // Crosby, Texas (Trinity Valley CC)
12 Sam Cook // 6-4 // 230 // Sr. // Neosho, Mo. (Western Illinois)

Linebacker (Mike)

- 32** Bryce Norman // 6-0 // 215 // Sr. // Jackson, Mo. (Jackson H.S.)
25 Slade Dollar // 6-2 // 220 // Jr. // Naples, Fla. (Naples H.S.)

Linebacker (Will)

- 13** Mali Walton // 6-0 // 226 // Sr. // St. Louis, Mo. (Parkway South H.S.)
11 Jared Pedraza // 6-1 // 237 // Jr. // Franklin, Tenn. (Northwestern State)

Outside Linebacker (Star)

- 16** Jeremy Walton // 6-1 // 240 // Jr. // Gurnee, Ill. (Trinity International)
48 Latrevion Thompson // 6-2 // 223 // Jr. // Kennett, Mo. (Kennett H.S.)

Nickelback

- 34** Landon Sylvie // 5-11 // 170 // Fr. // Shreveport, La. (Calvary Baptist Academy)
24 JaQori Williams // 6-0 // 198 // Sr. // Montgomery, Ala. (Dodge City CC)

Left Cornerback

- 20** Chris Daigre // 5-11 // 175 // Sr. // Baton Rouge, La. (Grambling State)
21 Octavius Henderson // 6-3 // 186 // Jr. // Nashville, Tenn. (Goodpasture)

Free Safety

- 5** Ty Leonard // 6-0 // 170 // Gr. // Louisville, Ky. (Butler H.S.)
14 Amare Townsend // 6-1 // 174 // R-Fr. // Louisville, Ky. (DuPont Manual H.S.)

Strong Safety

- 7** Khalani Riddick // 6-0 // 195 // Sr. // Elk Grove, Calif. (Sacramento City College)
23 DJ Delmore // 5-11 // 186 // So. // Baton Rouge, La. (Woodlawn H.S.)

Right Cornerback

- 21** Octavius Henderson // 6-3 // 186 // Jr. // Nashville, Tenn. (Goodpasture)
23 DJ Delmore // 5-11 // 186 // So. // Baton Rouge, La. (Woodlawn H.S.)

Special Teams

Placekicker

- 49** DC Pippin // 6-0 // 195 // Sr. // Springfield, Ill. (Springfield H.S.)
3 Danny Duray // 6-2 // 191 // Fr. // Mount Prospect, Ill. (Hersey H.S.)

Kickoffs

- 49** DC Pippin // 6-0 // 195 // Sr. // Springfield, Ill. (Springfield H.S.)
3 Danny Duray // 6-2 // 191 // Fr. // Mount Prospect, Ill. (Hersey H.S.)

Punter

- 2** Logan Leftrick // 6-1 // 221 // So. // Springfield, Tenn. (Springfield H.S.)
39 Adam Heston // 6-1 // 218 // Sr. // Sewell, N.J. (Eastern Michigan)

Long Snapper/Short Snapper

- 46** Peyton Knight // 6-1 // 215 // Gr. // Indianapolis, Ind. (Marian University)
30 Judd Cunningham // 6-0 // 218 // Jr. // Farmington, Mo. (Farmington H.S.)

Holder

- 39** Adam Heston // 6-1 // 218 // Sr. // Sewell, N.J. (Eastern Michigan)
2 Logan Leftrick // 6-1 // 221 // So. // Springfield, Tenn. (Springfield H.S.)

Punt Returns

- 7** Khalani Riddick // 6-0 // 195 // Sr. // Elk Grove, Calif. (Sacramento City College)
17 Kyron Downing // 5-10 // 180 // Jr. // Vinita, Okla. (Vinita H.S.)

Kickoff Returns

- 17** Kyron Downing // 5-10 // 180 // Jr. // Vinita, Okla. (Vinita H.S.)
15 Cole Ruble // 5-10 // 193 // So. // Imperial, Mo. (Seckman H.S.)

HOUCK FIELD**GARDNER**
OCTOBER 19**Phase One Complete**

- Phase One of the Houck Project officially opened for the start of Southeast Missouri's 2023 football season.
- The Southeast Missouri State University Board of Governors took bold action to begin the first phase of construction for a new Houck Field on Sept. 24, 2021.
- Phase One included demolition of the original south grandstand structure and construction of a new south sideline, construction and replacement of the south sideline and grandstand of Houck Field as well as new seating, turf replacement, concession stands, restrooms, ADA access and associated HVAC, mechanical and other systems work.
- The original structure of Houck Field stood for 91 years before demolition following the 2021 season.
- Ground was broken for Phase One of the project on Sept. 6, 2022 with construction work done by Fager-McGee Commercial Construction.

Future Phases

- Future phases of the Houck Multiuse Complex will include construction of a new central ticketing office and press box with working and premium seating areas.
- The North sideline, where the walls of the limestone quarry will create a one-of-a-kind setting and fan experience that is uniquely Southeast Missouri, will be complete with its own concessions, restrooms and fan amenities.
- The full Houck Project will offer not only improved athletic facilities but also needed academic spaces, spaces for sports medicine and athletic training, football operations and premium seating areas for gameday.

**More than a Stadium**

- With its prominent location on Broadway Street, Houck Field welcomes everyone who visits SEMO and its historic riverfront district.
- Houck Field is the doorstep to downtown Cape Girardeau and the front porch of the Southeast Missouri campus.
- Once complete, a reimagined Houck Field will be a statement of a stronger, healthier university and be a shining jewel to anchor the downtown area.
- A new Houck Field will bring more visitors to the Southeast Missouri community and kindle new opportunities for local businesses.





GARDNER-WEBB
OCTOBER 26

HEAD COACH TOM MATUKIEWICZ



11th Year
Fort Hays State, 1997



TOM MATUKIEWICZ

Matukewicz File

Hometown: Silver Lake, Kan.

Birthdate: August 5, 1973

Alma Mater: Fort Hays State, 1997

Education: B.S. Physical Education (Fort Hays State); Master's in Administration (Pittsburg State)

Date Hired: December 18, 2013

Family: Wife - Lenna; Daughters - Georgia, Shelby

Brick-by-Brick

Love, Effort, Attitude and Discipline (L.E.A.D.) are the pillars of Tom Matukewicz's process-driven Southeast Missouri football program which is earning its place in the national spotlight. Matukewicz is in his 11th year as the Redhawks head coach. His commitment to excellence and Brick-by-Brick mantra have the Redhawks soaring to new heights.

Championship Culture

Matukewicz guided his teams to two Ohio Valley Conference titles (2019, 2022), three NCAA Football Championship Subdivision Playoff appearances (2018, 2019, 2022) and the school's only FCS Playoff win (2018). All those are program bests.

Nine-Win Seasons

Southeast Missouri finished with nine wins in a season a total of three times under Matukewicz. SEMO went 9-4 in both 2018 and 2019, and 9-3 in 2022.

Brickyard Wins

Tom Matukewicz has a program record nine wins over ranked FCS opponents. Each win over a ranked opponent is deemed a "Brickyard Win." The Brickyard is an area in SEMO's locker room where all victories over ranked FBS or FCS opponents are permanently displayed.

- Southeast Missouri 24, #3 Southeastern La. 23 (Sept. 20, 2014)
- Southeast Missouri 28, #20 Tennessee State 21 (Oct. 4, 2014)
- Southeast Missouri 21, #13 Eastern Illinois 14 (Oct. 1, 2016)
- Southeast Missouri 37, #4 Jacksonville State 14 (Oct. 19, 2018)
- Southeast Missouri 28, #15 Stony Brook 14 (Nov. 24, 2018)
- Southeast Missouri 24, #14 Jacksonville State 21 (Oct. 19, 2019)
- Southeast Missouri 31, #8 UT Martin 14 (Nov. 20, 2021)
- Southeast Missouri 34, #17 Southern Illinois 31 (Sept. 10, 2022)
- Southeast Missouri 38, #7 Southern Illinois 21 (Sept. 21, 2024)

Career Notables

- 67 All-Big South-OVC Selections (40 First-Team; 27 Second-Team).
- 61 wins, most among SEMO head coaches in the NCAA Division I era.
- 45 Big South-OVC wins, most among SEMO head coaches.
- 38 weeks in FCS Top-25 Polls (Either Stats Perform or AFCA Coaches).
- 26 wins from 2018-2021 are most by any senior class in program history.
- 13 All-Americans.
- 5 consecutive winning conference records (2018-2022), only time in program history that has been done.
- 4 winning seasons with seven or more wins.
- 4 wins against ranked Top-10 opponents.
- 3 players currently on NFL teams (Ryan Flournoy, Dallas Cowboys; Mike Ford, Cleveland Browns; Kristian Wilkerson, Las Vegas Raiders).
- 3 NFL Draft picks (Kendall Donnerson, Drew Forbes, Ryan Flournoy).
- 2-time Roy Kidd OVC Coach of the Year (2018, 2022).
- 2 Big South-OVC Offensive Players of the Year (Marquis Terry, 2018; Geno Hess, 2022).
- 1 Big South-OVC Defensive Payer of the Year (Zach Hall, 2018).
- 1 Buck Buchanan Award-Winner (Zach Hall, 2018), only Buck Buchanan Award recipient in program history.
- 1 OVC Male Athlete of the Year (Geno Hess, 2022-23).
- 1 Athletic Directors Association Defensive Player of the Year (Zach Hall, 2018).
- 2018 team led the FCS in turnover margin (+1.85), turnovers gained (36), interceptions (23), blocked punts allowed (0) and fumbles lost (1).
- On October 19, 2019, SEMO upended then-#14 Jacksonville State on the road becoming the first team to beat JSU in Jacksonville, Alabama in the program's NCAA Division I FCS era. The Redhawks ended JSU's 36-game winning streak in OVC play and 32-game winning streak in home regular-season contests.

Coaching Experience

- 30th year overall, 11th at Southeast Missouri
- 1995-96 - Defensive Line/Special Teams, Fort Hays State
- 1997-98 - Offensive Tackles/Tight Ends, Pittsburg State
- 1999 - Offensive Tackles/Tight Ends, Coffeyville CC
- 2000 - Defensive Line, Emporia State
- 2001-07 - Linebackers/Run Game Coordinator, Southern Illinois
- 2008-09 - Run Game Coordinator, Northern Illinois
- 2010 - Interim Head Coach, Northern Illinois
- 2011 - Linebackers, Northern Illinois
- 2012-13 - Defensive Coordinator, Toledo
- 2014-present - Head Coach, Southeast Missouri



HEAD COACH TOM MATUKEWICZ**GARDNER**
OCTOBER 19**More than Just Football**

Tom Matukewicz's Southeast Missouri football program is highly visible in the community and often engages in random acts of kindness.

Matukewicz simply uses goodwill to teach his players valuable life lessons.

- SEMO teamed up with the Cape Girardeau Police Department to raise money for the Minority Police Academy Scholarship Fund on Oct. 10, 2020. The event raised \$13,000, which helped fund two scholarships.
- In 2015, SEMO partnered with Saint Francis Medical Center to announce a new collaboration, taking the Redhawks' Pink Up efforts to a new level. As part of a Pink Up Jersey Auction, the football team raised over \$75,000 for breast cancer awareness over a four-year period. The Redhawks donned special pink jerseys, each personalized with a name in honor or memory of a survivor or loved one during this special initiative.
- Before its 2016 season- opener at Memphis, SEMO visited St. Jude Children's Research Hospital. Redhawk players, coaches and support staff toured the amazing facility that leads the way the world understands, treats and defeats childhood cancer and other life-threatening diseases. SEMO donated teddy bears and other items along with a check for over \$500 to St. Jude Children's Research Hospital.
- On July 21, 2016, Matukewicz organized a Cops and Hawks flag football game which brought a whole community together in light of shootings in the United States. Redhawk players and local law enforcement officials were teammates in the event which raised \$4,500 for BackStoppers, a non-profit organization that provides needed financial assistance and support to the spouses and dependent children of fallen and injured service members in the line of duty.
- During SEMO's 2014 season- opener against Missouri Baptist, the Redhawk captains took a No. 14 jersey to midfield for the coin toss to honor the memory of Kaden Robert. Robert was a Kelly High School football player who died in an accidental shooting on June, 2014.
- A week later, Michael Douglas, a 16-year old from Kansas, accompanied the Redhawks on the sideline for their game against the Jayhawks on Sept. 6, 2014. Douglas was diagnosed with an interstitial lung disease when he was a year old and has to use an oxygen tank. The teenager initially contacted wide receiver Mike Cyliak for an autograph the summer before the 2014 campaign. Once Matukewicz heard the story, he wrote Douglas a letter and invited him to the game.
- SEMO's football program generously donated to the Nolan Weber Believers 5K & Fun Run/ Walk in nearby Jackson. Weber was a soccer player at Jackson High School who fought brain cancer for almost three years (doubling the life expectancy of what his illness normally came with) before he passed away. The contribution went to the Believing Beyond Nolan Weber Foundation that provides financial and/or spiritual/ emotional support to children and their families battling cancer and other catastrophic illnesses.
- In 2022-23, Matukewicz organized two L.E.A.D Revival professional development workshops that focus on leadership within any type of organization or team. The event affords participants the opportunity to learn the art of leadership and building/maintaining a championship culture.

MATUKEWICZ YEAR-BY-YEAR

Year	School	Assignment	Record	Conf.	Postseason
1995	Fort Hays State	DL/ST	8-2-2	-	-
1996	Fort Hays State	DL/ST	7-3	-	-
1997	Pittsburg State	OT/TE	9-2	-	NCAA Division II Playoffs
1998	Pittsburg State	OT/TE	7-2	-	-
1999	Coffeyville CC	OT/TE	5-5	-	-
2000	Emporia State	DL	6-5	-	-
2001	Southern Illinois	LB/Run Game	1-10	-	-
2002	Southern Illinois	LB/Run Game	4-8	-	-
2003	Southern Illinois	LB/Run Game	10-2	-	FCS Playoffs
2004	Southern Illinois	LB/Run Game	10-2	-	FCS Playoffs
2005	Southern Illinois	LB/Run Game	9-4	-	FCS Playoffs (Quarterfinals)
2006	Southern Illinois	LB/Run Game	9-4	-	FCS Playoffs (Quarterfinals)
2007	Southern Illinois	LB/Run Game	12-2	-	FCS Playoffs (Semifinals)
2008	Northern Illinois	Run Game Coord.	6-7	-	Independence Bowl
2009	Northern Illinois	Run Game Coord.	7-6	-	International Bowl
2010	Northern Illinois	Interim HC	11-3	-	Humanitarian Bowl (credited with the win)
2011	Northern Illinois	Linebackers	11-3	-	GoDaddy.com Bowl
2012	Toledo	Defensive Coord.	9-4	-	Famous Idaho Potato Bowl
2013	Toledo	Defensive Coord.	7-5	-	-
2014	Southeast Missouri	Head Coach	5-7	3-5 (t6th)	-
2015	Southeast Missouri	Head Coach	4-7	3-4 (5th)	-
2016	Southeast Missouri	Head Coach	3-8	3-5 (7th)	-
2017	Southeast Missouri	Head Coach	3-8	3-5 (6th)	-
2018	Southeast Missouri	Head Coach	9-4	6-2 (2nd)	FCS Playoffs (Second Round)
2019	Southeast Missouri	Head Coach	9-4	7-1 (1st)	FCS Playoffs (First Round)
2020	Southeast Missouri	Head Coach	4-4	4-3 (4th)	-
2021	Southeast Missouri	Head Coach	4-7	4-2 (t2nd)	-
2022	Southeast Missouri	Head Coach	9-3	5-0 (t1st)	FCS Playoffs (First Round)
2023	Southeast Missouri	Head Coach	4-7	3-3 (5th)	-
2024	Southeast Missouri	Head Coach	7-1	4-0	-

Overall Record: 62-60
Record at SEMO: 61-60, 45-30 Big South-OVC (11 years)
Record at NIU: 1-0
Record as
College Assistant: 147-79-2 (19 years)





GARDNER-WEBB
OCTOBER 26

ASSISTANT COACHES



Seventh Year
Central Methodist, 2004 **PRESS BOX**

OFFENSIVE COORDINATOR

JEROMY MCDOWELL

- Started first NCAA Division I coaching job at Southeast Missouri on Dec. 12, 2017.
- Was SEMO's starting quarterback from 2001-03.
- McDowell's offense broke SEMO single-season records in total yards (5,618) and yards per game (468.2) during the 2022 campaign.
- In 2021, SEMO led the FCS in red zone offense.
- Returned to SEMO after working four years at NCAA Division II Colorado Mesa.



Third Year
Bethel College, 2005

DEFENSIVE COORDINATOR

RICKY COON

- In his second coaching stint at Southeast Missouri.
- Spent five years as defensive line coach and assistant head coach from 2014-18 before returning to take defensive coordinator position.
- Worked three years as head coach at Dodge City Community College from 2019-21.
- In 2018, his SEMO defense led the nation in takeaways and turnover margin.
- His son, Zane, is an offensive lineman at SEMO.



Sixth Year
Emporia State, 2018

TIGHT ENDS

LUKE BERBLINGER

- Second-longest tenured assistant coach on staff behind offensive coordinator Jeromy McDowell.
- Is in his first season overseeing the tight ends.
- Also coached the running backs and held other roles, including video coordinator, recruiting coordinator and offensive quality control.
- Helped assemble SEMO's 2022 signing class, the largest in program history.
- Played four years as a slotback at Emporia State.



Fourth Year
MidAmerica Nazarene, 2016

INSIDE LB/SPECIALISTS

CONNOR BENADO

- In his third season coaching the inside linebackers and specialists.
- Spent first year at SEMO overseeing defensive quality control and assisting with the outside linebackers.
- Worked two years at Missouri State and was a graduate assistant at William Jewell College
- Won a Heart of America Conference title as a player at MidAmerica Nazarene in 2016.



Third Year
Southeast Missouri, 2019

OFFENSIVE LINE

LUCAS ORCHARD

- Third year as offensive line coach.
- Started two seasons at center for Southeast Missouri in 2017 and 2018.
- Second-Team All-OVC honoree as a senior in 2018.
- Move to the full-time role after spending two years as a graduate assistant and one season as a student assistant coach.
- Started every game of his two-year junior college career at East Central CC.



Second Year
Stephen F. Austin, 2019

OUTSIDE LINEBACKERS

QUIN JONES

- Second year coaching the outside linebackers.
- Worked as a graduate assistant for one season at TCU in 2023, the year the Horned Frogs played in the National Championship game.
- Spent one semester as a graduate assistant at SMU (Fall, 2021) and one at Midwestern State (Spring, 2021).
- Two-year starter at Stephen F. Austin.
- Played two seasons at East Mississippi CC.



Second Year
Florida A&M, 2017

WIDE RECEIVERS

DESMOND NOIRD

- Will coach the wide receivers in 2024 after spending the 2023 season as the Redhawks recruiting coordinator.
- Worked two years at Missouri State as defensive quality control coach, including one under Bobby Petrino.
- Played four seasons at Florida A&M.
- Had a career-best 15 receptions for 157 yards and two touchdowns as a sophomore.



Second Year
Lindenwood, 2022 **PRESS BOX**

RECRUITING/NICKELBACKS

CADE BRISTER

- Initially joined Southeast Missouri's staff as video coordinator before moving to recruiting coordinator and nickelbacks coach.
- Played five years at fellow Big South-OVC member Lindenwood.
- Set 16 single-season records and eight career marks as the Lions' quarterback.
- 2016 Missouri Player of the Year at Fort Zumwalt North High School.



First Year
Evangel University, 2009

SAFETIES

TODD DRURY

- Makes his debut as Southeast Missouri's safeties coach in 2024.
- Spent the 2023 season as defensive coordinator at Western Illinois.
- Head Coach at Missouri S&T from 2019-22.
- Graduated from Evangel University, where he played collegiately and held various coaching roles.

ASSISTANT COACHES

GARDNER
OCTOBER 19



First Year
Friends University, 1992

CORNERBACKS

MORRIS LOLAR

- Makes his debut as Southeast Missouri's cornerbacks coach in 2024.
- Worked with the defensive backfield at Missouri Valley College and was an assistant coach at Dodge City Community College prior to SEMO.
- Has previous head coaching experience at NAIA member Bethel College.
- Two-time First-Team All-American at Friends Univ.
- Later played six years in the CFL.



First Year
Central Arkansas, 2018

RUNNING BACKS

MADISON BUNCH

- Is in his first year coaching Southeast Missouri's running backs.
- Spent the 2023 season as offensive analyst and assistant running backs coach at Rutgers.
- Was SEMO's recruiting coordinator and assistant wide receivers coach in 2022.
- Earned his bachelor's degree at Central Arkansas and master's at Arkansas Tech.
- Also coached at North Alabama and Hendrix.



SUPPORT STAFF



First Year
Tennessee Tech, 2016

SPORTS PERFORMANCE

WES PIERSALL

- Begins his first year as Southeast Missouri's Director of Sports Performance.
- Previously held strength & conditioning positions at LSU, UL Monroe and Texas A&M.
- 2016 graduate of Big South-OVC Association member Tennessee Tech.



Sixth Year
Southeast Missouri, 1999

DIRECTOR OF OPERATIONS

BRETT BLACKMAN

- Oversees team budgets, travel plays for away games and supervises equipment staff, while providing support to academic programs and other football areas.
- Worked as an administrator, teacher and head football coach at Charleston High School prior to Southeast Missouri.



PRESS BOX

GRADUATE ASSISTANT
OFFENSIVE LINE

CONNER JUSTUS



GRADUATE ASSISTANT
OPERATIONS

BRETT REYNOLDS



VIDEO COORDINATOR

DALYN McDONALD



GARDNER-WEBB
OCTOBER 26

CAREER-HIGHS (OFFENSE)

6 DORIAN ANDERSON

Receptions	8	2x, last at Southern Illinois (9/21/24)
Receiving Yards	127	vs. UT Martin (9/7/24)
Receiving Touchdowns	2	2x, last at Southern Illinois (9/21/24)
Longest Reception	51	at New Mexico State (8/31/24)

36 BRANDON BRIGHAM

Rushing Attempts	-	-
Rushing Yards	-	-
Rushing Touchdowns	-	-
Longest Rush	-	-
Receptions	-	-
Receiving Yards	-	-
Receiving Touchdowns	-	-
Longest Reception	-	-

22 PAYTON BROWN

Rushing Attempts	19	vs. North Alabama (8/24/24)
Rushing Yards	124	at Southern Illinois (9/21/24)
Rushing Touchdowns	3	vs. North Alabama (8/24/24)
Longest Rush	52	at Southern Illinois (9/21/24)
Receptions	2	2x, last at Southern Illinois (9/21/24)
Receiving Yards	29	vs. North Alabama (8/24/24)
Receiving Touchdowns	-	-
Longest Reception	17	at Southern Illinois (9/21/24)

82 DEMETRION CANNON

Receptions	-	-
Receiving Yards	-	-
Receiving Touchdowns	-	-
Longest Reception	-	-

81 DONNIE CHEERS

Receptions	3	2x, last at Charleston Southern (10/19/24)
Receiving Yards	39	at New Mexico State (8/31/24)
Receiving Touchdowns	-	-
Longest Reception	31	at Charleston Southern (10/19/24)

45 ANDREW CIVEY

Receptions	3	vs. Tennessee Tech (10/12/24)
Receiving Yards	24	vs. Tennessee Tech (10/12/24)
Receiving Touchdowns	-	-
Longest Reception	20	at Charleston Southern (10/19/24)

83 JACK CLINKENBEARD

Receptions	5	vs. Southern Illinois (9/16/23)
Receiving Yards	64	at Tennessee Tech (10/21/23)
Receiving Touchdowns	1	at Eastern Kentucky (9/23/23)
Longest Reception	56	at Tennessee Tech (10/21/23)

88 KIERRIE CONLEY

Receptions	-	-
Receiving Yards	-	-
Receiving Touchdowns	-	-
Longest Reception	-	-

89 WESLEY CORBITT

Receptions	-	-
Receiving Yards	-	-
Receiving Touchdowns	-	-
Longest Reception	-	-

47 WESLEY DABBS

Receptions	-	-
Receiving Yards	-	-
Receiving Touchdowns	-	-
Longest Reception	-	-

10 PAXTON DELAURENT

Completions	34	2x, last vs. Tennessee Tech (10/12/24)
Attempts	63	vs. UT Martin (9/7/24)
Passing Yards	418	vs. Tennessee Tech (10/12/24)
Passing Touchdowns	6	vs. UT Martin (9/7/24)
Longest Pass	89	at Tennessee Tech (10/21/23)
Rushes	15	vs. Central Arkansas (9/24/22)
Rushing Yards	74	at Iowa State (9/3/22)
Rushing Touchdowns	2	at Eastern Kentucky (9/23/23)
Longest Rush	24	vs. Tennessee Tech (10/8/22)

17 KYRON DOWNING

Receptions	5	at Charleston Southern (10/19/24)
Receiving Yards	68	at Charleston Southern (10/19/24)
Receiving Touchdowns	1	2x, last at Charleston Southern (10/19/24)
Longest Reception	38	at Northwestern State (10/22/22)

41 LOGAN EGGART

Receptions	-	-
Receiving Yards	-	-
Receiving Touchdowns	-	-
Longest Reception	-	-

3 BRANDON EPTON, JR.

Rushing Attempts	16	vs. North Alabama (8/24/24)
Rushing Yards	48	vs. North Alabama (8/24/24)
Rushing Touchdowns	-	-
Longest Rush	15	vs. North Alabama (8/24/24)
Receptions	6	vs. North Alabama (8/24/24)
Receiving Yards	22	vs. North Alabama (8/24/24)
Receiving Touchdowns	-	-
Longest Reception	11	vs. North Alabama (8/24/24)

9 ADRIAN FOX

Completions	-	-
Attempts	-	-
Passing Yards	-	-
Passing Touchdowns	-	-
Longest Pass	-	-
Rushes	-	-
Rushing Yards	-	-
Rushing Touchdowns	-	-
Longest Rush	-	-

11 PATRICK HEITERT

Completions	14	vs. Robert Morris (11/4/23)
Attempts	33	vs. Robert Morris (11/4/23)
Passing Yards	179	at Tennessee Tech (10/21/23)
Passing Touchdowns	1	3x, last vs. Robert Morris (11/4/23)
Longest Pass	60	at Tennessee Tech (10/21/23)
Rushes	17	at Bryant (11/18/23)
Rushing Yards	46	at Bryant (11/18/23)
Rushing Touchdowns	1	3x, last at Bryant (11/18/23)
Longest Rush	15	at Eastern Illinois (11/12/22)

GARDNER
OCTOBER 19

CAREER-HIGHS (OFFENSE)
8 CARTER HENSLEY

Completions	10	vs. North Alabama (8/24/24)
Attempts	14	vs. North Alabama (8/24/24)
Passing Yards	100	vs. North Alabama (8/24/24)
Passing Touchdowns	-	-
Longest Pass	23	vs. North Alabama (8/24/24)
Rushes	4	vs. North Alabama (8/24/24)
Rushing Yards	26	vs. North Alabama (8/24/24)
Rushing Touchdowns	1	vs. North Alabama (8/24/24)
Longest Rush	47	vs. North Alabama (8/24/24)

19 DANNY JOINER

Receptions	2	5x, last vs. UT Martin (9/7/24)
Receiving Yards	34	at Bryant (11/18/23)
Receiving Touchdowns	-	-
Longest Reception	20	at Bryant (11/18/23)

28 JACOREY LOVE

Rushing Attempts	12	at Charleston Southern (10/19/24)
Rushing Yards	65	at Charleston Southern (10/19/24)
Rushing Touchdowns	-	-
Longest Rush	18	at Charleston Southern (10/19/24)
Receptions	-	-
Receiving Yards	-	-
Receiving Touchdowns	-	-
Longest Reception	-	-

12 GREG MENNE

Completions	3	at UT Martin (11/11/23)
Attempts	5	at UT Martin (11/11/23)
Passing Yards	91	at UT Martin (11/11/23)
Passing Touchdowns	1	at UT Martin (11/11/23)
Longest Pass	75	at UT Martin (11/11/23)
Rushes	1	at UT Martin (11/11/23)
Rushing Yards	4	at UT Martin (11/11/23)
Rushing Touchdowns	-	at UT Martin (11/11/23)
Longest Rush	4	at UT Martin (11/11/23)

0 CAM PEDRO

Receptions	9	2x, last vs. UT Martin (9/7/24)
Receiving Yards	126	vs. UT Martin (9/7/24)
Receiving Touchdowns	1	3x, last vs. Tennessee Tech (10/12/24)
Longest Reception	46	vs. Tennessee Tech (10/12/24)

49 DC PIPPIN

Field Goals	4	2x, last at Charleston Southern (10/19/24)
Field Goals Attempted	6	vs. Northwestern State (9/28/24)
Long	54	at Northwestern State (10/28/23)
PATs	6	4x, last vs. UT Martin (9/7/24)
Points	14	at Charleston Southern (10/19/24)

43 NOLAN REED

Receptions	-	-
Receiving Yards	-	-
Receiving Touchdowns	-	-
Longest Reception	-	-

86 BRENNAN REMY

Receptions	-	-
Receiving Yards	-	-
Receiving Touchdowns	-	-
Longest Reception	-	-

85 ZYAN ROYAL

Receptions	-	-
Receiving Yards	-	-
Receiving Touchdowns	-	-
Longest Reception	-	-

15 COLE RUBLE

Rushing Attempts	10	vs. Tennessee Tech (10/12/24)
Rushing Yards	41	vs. Northwestern State (9/28/24)
Rushing Touchdowns	1	at Eastern Illinois (10/5/24)
Longest Rush	17	vs. Northwestern State (9/28/24)
Receptions	2	2x, last vs. Tennessee Tech (10/12/24)
Receiving Yards	10	vs. Northwestern State (9/28/24)
Receiving Touchdowns	-	-
Longest Reception	10	2x, last vs. Tennessee Tech (10/12/24)

33 MITCHELL SELLERS

Receptions	6	3x, last vs. Tennessee Tech (10/12/24)
Receiving Yards	67	vs. Tennessee Tech (10/12/24)
Receiving Touchdowns	3	vs. UT Martin (9/7/24)
Longest Reception	31	vs. Tennessee Tech (10/12/24)

16 TRENT SHELTON

Receptions	-	-
Receiving Yards	-	-
Receiving Touchdowns	-	-
Longest Reception	-	-

5 DARRELL SMITH

Rushing Attempts	31	vs. Northwestern State (9/28/24)
Rushing Yards	127	vs. Northwestern State (9/28/24)
Rushing Touchdowns	1	at Tennessee State (11/5/22)
Longest Rush	56	at Tennessee State (11/5/22)
Receptions	4	at Eastern Illinois (10/5/24)
Receiving Yards	41	at Eastern Illinois (10/5/24)
Receiving Touchdowns	-	-
Longest Reception	20	vs. Tennessee Tech (10/12/24)

44 JAMARION SMITH

Rushing Attempts	-	-
Rushing Yards	-	-
Rushing Touchdowns	-	-
Longest Rush	-	-
Receptions	-	-
Receiving Yards	-	-
Receiving Touchdowns	-	-
Longest Reception	-	-

1 TRISTAN SMITH

Receptions	8	at Eastern Illinois (10/5/24)
Receiving Yards	124	at Eastern Illinois (10/5/24)
Receiving Touchdowns	1	3x, last vs. Tennessee Tech (10/12/24)
Longest Reception	54	at Eastern Illinois (10/5/24)

SOUTHEAST MISSOURI FOOTBALL NOTES



GARDNER-WEBB
OCTOBER 26

CAREER-HIGHS (OFFENSE)

38 TONY TERRY

Receptions	1	vs. Tennessee Tech (10/12/24)
Receiving Yards	-	-
Receiving Touchdowns	-	-
Longest Reception	-	-

87 BRADEN THOMPSON

Receptions	-	-
Receiving Yards	-	-
Receiving Touchdowns	-	-
Longest Reception	-	-

4 JOHNNY WEBER

Completions	-	-
Attempts	-	-
Passing Yards	-	-
Passing Touchdowns	-	-
Longest Pass	-	-
Rushes	-	-
Rushing Yards	-	-
Rushing Touchdowns	-	-
Longest Rush	-	-

84 ANTHONY WESTERVELT

Receptions	1	vs. Tennessee Tech (10/12/24)
Receiving Yards	9	vs. Tennessee Tech (10/12/24)
Receiving Touchdowns	-	-
Longest Reception	9	vs. Tennessee Tech (10/12/24)

80 JACQUES WYATT

Receptions	1	at Charleston Southern (10/19/24)
Receiving Yards	25	at Charleston Southern (10/19/24)
Receiving Touchdowns	-	-
Longest Reception	25	at Charleston Southern (10/19/24)

37 SKYLER YOUNG

Rushing Attempts	-	-
Rushing Yards	-	-
Rushing Touchdowns	-	-
Longest Rush	-	-
Receptions	-	-
Receiving Yards	-	-
Receiving Touchdowns	-	-
Longest Reception	-	-

CAREER-HIGHS (DEFENSE)

GARDNER
OCTOBER 19

35 KHALIK BOOTHE

Total Tackles	1	vs. Tennessee Tech (10/12/24)
Solo Tackles	-	-
Assisted Tackles	1	vs. Tennessee Tech (10/12/24)
Tackles for Loss	-	-
TFL Yards	-	-
Sacks	-	-
Sack Yards	-	-
Forced Fumbles	-	-
Fumble Recoveries	-	-
Interceptions	-	-

91 JEHCHYS BROWN

Total Tackles	2	vs. UT Martin (9/7/24)
Solo Tackles	1	4x, last at Eastern Illinois (10/5/24)
Assisted Tackles	2	vs. UT Martin (9/7/24)
Tackles for Loss	1.0	at Eastern Illinois (10/5/24)
TFL Yards	14	at Eastern Illinois (10/5/24)
Sacks	1.0	at Eastern Illinois (10/5/24)
Sack Yards	14	at Eastern Illinois (10/5/24)
Forced Fumbles	-	-
Fumble Recoveries	-	-
Interceptions	-	-

55 NASIM CAIRO

Total Tackles	7	vs. UT Martin (9/7/24)
Solo Tackles	4	vs. North Alabama (8/24/24)
Assisted Tackles	6	2x, last at Southern Illinois (9/21/24)
Tackles for Loss	2.0	2x, last vs. North Alabama (8/24/24)
TFL Yards	17	vs. North Alabama (8/24/24)
Sacks	2.0	vs. North Alabama (8/24/24)
Sack Yards	17	vs. North Alabama (8/24/24)
Forced Fumbles	1	2x, last vs. North Alabama (8/24/24)
Fumble Recoveries	-	-
Interceptions	-	-

53 MICHAEL CARDILLI

Total Tackles	-	-
Solo Tackles	-	-
Assisted Tackles	-	-
Tackles for Loss	-	-
TFL Yards	-	-
Sacks	-	-
Sack Yards	-	-
Forced Fumbles	-	-
Fumble Recoveries	-	-
Interceptions	-	-

4 MCCOY CASEY

Total Tackles	9	at Southern Illinois (9/21/24)
Solo Tackles	5	at Southern Illinois (9/21/24)
Assisted Tackles	6	at New Mexico State (8/31/24)
Tackles for Loss	3.5	at Southern Illinois (9/21/24)
TFL Yards	17	at Southern Illinois (9/21/24)
Sacks	1.5	at Southern Illinois (9/21/24)
Sack Yards	8	at Southern Illinois (9/21/24)
Forced Fumbles	-	-
Fumble Recoveries	1	vs. North Alabama (8/24/24)
Interceptions	-	-

12 SAM COOK

Total Tackles	6	vs. Southern Illinois (9/16/23)
Solo Tackles	4	at Central Arkansas (10/7/23)
Assisted Tackles	3	2x, last at UT Martin (11/11/23)
Tackles for Loss	2.0	at Central Arkansas (10/7/23)
TFL Yards	6	2x, last vs. Eastern Illinois (10/14/23)
Sacks	1.0	2x, last vs. Eastern Illinois (10/14/23)
Sack Yards	6	vs. Eastern Illinois (10/14/23)
Forced Fumbles	-	-
Fumble Recoveries	-	-
Interceptions	-	-

90 SERVHANT COUNSELLOR

Total Tackles	-	-
Solo Tackles	-	-
Assisted Tackles	-	-
Tackles for Loss	-	-
TFL Yards	-	-
Sacks	-	-
Sack Yards	-	-
Forced Fumbles	-	-
Fumble Recoveries	-	-
Interceptions	-	-

20 CHRIS DAIGRE

Total Tackles	5	4x, last vs. Tennessee Tech (10/12/24)
Solo Tackles	5	vs. Tennessee Tech (10/12/24)
Assisted Tackles	2	3x, last vs. Northwestern State (9/28/24)
Tackles for Loss	-	-
TFL Yards	-	-
Sacks	-	-
Sack Yards	-	-
Forced Fumbles	-	-
Fumble Recoveries	-	-
Interceptions	-	-

54 JAYDEN DAVIS

Total Tackles	-	-
Solo Tackles	-	-
Assisted Tackles	-	-
Tackles for Loss	-	-
TFL Yards	-	-
Sacks	-	-
Sack Yards	-	-
Forced Fumbles	-	-
Fumble Recoveries	-	-
Interceptions	-	-

23 DJ DELMORE

Total Tackles	2	vs. Tennessee Tech (10/12/24)
Solo Tackles	2	vs. Tennessee Tech (10/12/24)
Assisted Tackles	1	2x, last at Charleston Southern (10/19/24)
Tackles for Loss	-	-
TFL Yards	-	-
Sacks	-	-
Sack Yards	-	-
Forced Fumbles	-	-
Fumble Recoveries	-	-
Interceptions	-	-



GARDNER-WEBB
OCTOBER 26

CAREER-HIGHS (DEFENSE)

25 SLADE DOLLAR

Total Tackles	5	at Tennessee State (11/5/22)
Solo Tackles	2	4x, last at Southern Illinois (9/21/24)
Assisted Tackles	3	2x, last vs. Tennessee Tech (10/12/24)
Tackles for Loss	1.5	at Tennessee State (11/5/22)
TFL Yards	7	at Tennessee State (11/5/22)
Sacks	1.0	at Northwestern State (10/22/22)
Sack Yards	2	at Northwestern State (10/22/22)
Forced Fumbles	-	-
Fumble Recoveries	-	-
Interceptions	1	vs. Tennessee Tech (10/12/24)

51 ROBERT DOVER

Total Tackles	-	-
Solo Tackles	-	-
Assisted Tackles	-	-
Tackles for Loss	-	-
TFL Yards	-	-
Sacks	-	-
Sack Yards	-	-
Forced Fumbles	-	-
Fumble Recoveries	-	-
Interceptions	-	-

94 JA'MIAN GOLDEN

Total Tackles	2	vs. Tennessee Tech (10/12/24)
Solo Tackles	1	vs. Tennessee Tech (10/12/24)
Assisted Tackles	1	vs. Tennessee Tech (10/12/24)
Tackles for Loss	-	-
TFL Yards	-	-
Sacks	-	-
Sack Yards	-	-
Forced Fumbles	-	-
Fumble Recoveries	-	-
Interceptions	-	-

21 OCTAVIUS HENDERSON

Total Tackles	4	at Eastern Illinois (10/5/24)
Solo Tackles	4	at Eastern Illinois (10/5/24)
Assisted Tackles	2	at Southern Illinois (9/21/24)
Tackles for Loss	1.0	at Eastern Illinois (10/5/24)
TFL Yards	3	-at Eastern Illinois (10/5/24)
Sacks	-	-
Sack Yards	-	-
Forced Fumbles	-	-
Fumble Recoveries	-	-
Interceptions	-	-

39 ADAM HESTON

Punts	8	at Kansas State (9/2/23)
Long	54	at Kansas State (9/2/23)
Average	41.0	at Kansas State (9/2/23)
Inside 20	4	at Kansas State (9/2/23)

17 LOGAN HITE

Total Tackles	-	-
Solo Tackles	-	-
Assisted Tackles	-	-
Tackles for Loss	-	-
TFL Yards	-	-
Sacks	-	-
Sack Yards	-	-
Forced Fumbles	-	-
Fumble Recoveries	-	-
Interceptions	-	-

18 JUSTUS JOHNSON

Total Tackles	3	at Southern Illinois (9/21/24)
Solo Tackles	2	2x, last at Southern Illinois (9/21/24)
Assisted Tackles	1	3x, last at Southern Illinois (9/21/24)
Tackles for Loss	0.5	at New Mexico State (8/31/24)
TFL Yards	2	at New Mexico State (8/31/24)
Sacks	-	-
Sack Yards	-	-
Forced Fumbles	-	-
Fumble Recoveries	-	-
Interceptions	1	2x, last at New Mexico State (8/31/24)

26 ZI'KEF JOHNSON

Total Tackles	3	2x, last at Tennessee Tech (10/21/23)
Solo Tackles	3	at Kansas State (9/2/23)
Assisted Tackles	1	at Tennessee Tech (10/21/23)
Tackles for Loss	-	-
TFL Yards	-	-
Sacks	-	-
Sack Yards	-	-
Forced Fumbles	-	-
Fumble Recoveries	-	-
Interceptions	-	-

93 ASHTON JONES

Total Tackles	-	-
Solo Tackles	-	-
Assisted Tackles	-	-
Tackles for Loss	-	-
TFL Yards	-	-
Sacks	-	-
Sack Yards	-	-
Forced Fumbles	-	-
Fumble Recoveries	-	-
Interceptions	-	-

95 SAM KEEPER

Total Tackles	6	at UT Martin (11/11/23)
Solo Tackles	3	at Eastern Illinois (10/12/22)
Assisted Tackles	5	at UT Martin (11/11/23)
Tackles for Loss	1.5	2x, last vs. Tennessee Tech (10/12/24)
TFL Yards	9	vs. Eastern Illinois (10/30/21)
Sacks	1.5	vs. Tennessee Tech (10/12/24)
Sack Yards	9	vs. Eastern Illinois (10/30/21)
Forced Fumbles	-	-
Fumble Recoveries	-	-
Interceptions	-	-

2 LOGAN LEFTRICK

Punts	8	2x, last vs. UT Martin (9/7/24)
Long	58	vs. Eastern Illinois (10/14/23)
Average	44.6	at Nicholls (10/28/23)
Inside 20	5	vs. Southern Illinois (9/16/23)

CAREER-HIGHS (DEFENSE)

GARDNER
OCTOBER 19

5 TY LEONARD

Total Tackles	9	2x, last vs. Southern Illinois (9/16/23)
Solo Tackles	9	at Austin Peay (10/9/21)
Assisted Tackles	4	2x, last vs. Southern Illinois (9/16/23)
Tackles for Loss	0.5	6x, last at New Mexico State (8/31/24)
TFL Yards	3	at New Mexico State (8/31/24)
Sacks	-	-
Sack Yards	-	-
Forced Fumbles	-	-
Fumble Recoveries	1	vs. Southern Illinois (9/16/23)
Interceptions	1	4x, last vs. Tennessee Tech (10/12/24)

2 JOEDRICK LEWIS

Total Tackles	7	at Kansas State (9/2/23)
Solo Tackles	6	2x, last at Kansas State (9/2/23)
Assisted Tackles	3	at Northwestern State (10/22/22)
Tackles for Loss	1.0	2x, last at UT Martin (11/11/23)
TFL Yards	9	at Kansas State (9/2/23)
Sacks	-	-
Sack Yards	-	-
Forced Fumbles	-	-
Fumble Recoveries	-	-
Interceptions	1	3x, last at UT Martin (11/11/23)

99 STEVEN LEWIS

Total Tackles	7	2x, last vs. Robert Morris (11/4/23)
Solo Tackles	4	at Southern Illinois (9/10/22)
Assisted Tackles	7	vs. Robert Morris (11/4/23)
Tackles for Loss	1.5	vs. Robert Morris (11/4/23)
TFL Yards	4	at UT Martin (4/3/20)
Sacks	2.0	vs. Lindenwood (9/9/23)
Sack Yards	9	vs. Lindenwood (9/9/23)
Forced Fumbles	-	-
Fumble Recoveries	-	-
Interceptions	1	at Nicholls (10/28/23)

8 TREY LISLE

Total Tackles	1	at New Mexico State (8/31/24)
Solo Tackles	1	at New Mexico State (8/31/24)
Assisted Tackles	-	-
Tackles for Loss	-	-
TFL Yards	-	-
Sacks	-	-
Sack Yards	-	-
Forced Fumbles	-	-
Fumble Recoveries	-	-
Interceptions	-	-

42 BRANDON MASON

Total Tackles	-	-
Solo Tackles	-	-
Assisted Tackles	-	-
Tackles for Loss	-	-
TFL Yards	-	-
Sacks	-	-
Sack Yards	-	-
Forced Fumbles	-	-
Fumble Recoveries	-	-
Interceptions	-	-

98 TIMOTHY MAXSON

Total Tackles	-	-
Solo Tackles	-	-
Assisted Tackles	-	-
Tackles for Loss	-	-
TFL Yards	-	-
Sacks	-	-
Sack Yards	-	-
Forced Fumbles	-	-
Fumble Recoveries	-	-
Interceptions	-	-

32 BRYCE NORMAN

Total Tackles	17	vs. Nicholls (9/17/22)
Solo Tackles	8	3x, last at Eastern Kentucky (9/23/23)
Assisted Tackles	12	2x, last vs. Tennessee Tech (10/12/24)
Tackles for Loss	3.5	vs. Robert Morris (11/4/23)
TFL Yards	18	vs. Robert Morris (11/4/23)
Sacks	3.0	vs. Robert Morris (11/4/23)
Sack Yards	17	vs. Robert Morris (11/4/23)
Forced Fumbles	1	6x, last vs. UT Martin (9/7/24)
Fumble Recoveries	1	2x, last vs. Robert Morris (11/4/23)
Interceptions	1	2x, last vs. vs. Robert Morris (11/4/23)

59 DAVARIOUS NUNLEY

Total Tackles	-	-
Solo Tackles	-	-
Assisted Tackles	-	-
Tackles for Loss	-	-
TFL Yards	-	-
Sacks	-	-
Sack Yards	-	-
Forced Fumbles	-	-
Fumble Recoveries	-	-
Interceptions	-	-

29 TEMIDAYO ODUGBEMI

Total Tackles	-	-
Solo Tackles	-	-
Assisted Tackles	-	-
Tackles for Loss	-	-
TFL Yards	-	-
Sacks	-	-
Sack Yards	-	-
Forced Fumbles	-	-
Fumble Recoveries	-	-
Interceptions	-	-

9 ADRIAN PATTERSON

Total Tackles	4	vs. North Alabama (8/24/24)
Solo Tackles	1	vs. North Alabama (8/24/24)
Assisted Tackles	3	vs. North Alabama (8/24/24)
Tackles for Loss	-	-
TFL Yards	-	-
Sacks	-	-
Sack Yards	-	-
Forced Fumbles	-	-
Fumble Recoveries	-	-
Interceptions	1	vs. North Alabama (8/24/24)

SOUTHEAST MISSOURI FOOTBALL NOTES



GARDNER-WEBB
OCTOBER 26

CAREER-HIGHS (DEFENSE)

11 JARED PEDRAZA

Total Tackles	9	at Eastern Illinois (10/5/24)
Solo Tackles	8	at Eastern Illinois (10/5/24)
Assisted Tackles	5	vs. Northwestern State (9/28/24)
Tackles for Loss	2.0	vs. North Alabama (8/24/24)
TFL Yards	3	vs. North Alabama (8/24/24)
Sacks	1.0	vs. North Alabama (8/24/24)
Sack Yards	1	vs. North Alabama (8/24/24)
Forced Fumbles	1	vs. North Alabama (8/24/24)
Fumble Recoveries	1	vs. North Alabama (8/24/24)
Interceptions	-	-

7 KHALANI RIDDICK

Total Tackles	11	2x, last vs. UT Martin (9/7/24)
Solo Tackles	5	4x, last at Charleston Southern (10/19/24)
Assisted Tackles	6	2x, last vs. UT Martin (9/7/24)
Tackles for Loss	1.5	at Tennessee Tech (10/21/23)
TFL Yards	11	at Bryant (11/18/23)
Sacks	1.0	at Bryant (11/18/23)
Sack Yards	11	at Bryant (11/18/23)
Forced Fumbles	-	-
Fumble Recoveries	1	vs. UT Martin (9/7/24)
Interceptions	1	vs. Robert Morris (11/4/23)

92 JAYLON STONE

Total Tackles	5	vs. Northwestern State (9/28/24)
Solo Tackles	3	at Eastern Illinois (10/5/24)
Assisted Tackles	4	3x, last vs. Northwestern State (9/28/24)
Tackles for Loss	1.5	vs. Northwestern State (9/28/24)
TFL Yards	3	at Charleston Southern (10/19/24)
Sacks	1.0	2x, last at Eastern Illinois (10/5/24)
Sack Yards	3	at Eastern Illinois (10/5/24)
Forced Fumbles	-	-
Fumble Recoveries	-	-
Interceptions	-	-

34 LANDON SYLVIE

Total Tackles	5	at Eastern Illinois (10/5/24)
Solo Tackles	4	at Eastern Illinois (10/5/24)
Assisted Tackles	2	vs. Northwestern State (9/28/24)
Tackles for Loss	-	-
TFL Yards	-	-
Sacks	-	-
Sack Yards	-	-
Forced Fumbles	-	-
Fumble Recoveries	-	-
Interceptions	-	-

10 DONY'E TAYLOR

Total Tackles	9	vs. Murray State (10/16/21)
Solo Tackles	4	5x, last at Kansas State (9/2/23)
Assisted Tackles	5	2x, last vs. Murray State (10/16/21)
Tackles for Loss	0.5	at Southern Illinois (9/10/22)
TFL Yards	-	-
Sacks	-	-
Sack Yards	-	-
Forced Fumbles	-	-
Fumble Recoveries	-	-
Interceptions	1	at Austin Peay (10/9/21)

48 LATREVION THOMPSON

Total Tackles	5	at Lindenwood (10/1/22)
Solo Tackles	3	at Lindenwood (10/1/22)
Assisted Tackles	3	vs. Tennessee Tech (10/12/24)
Tackles for Loss	0.5	2x, last vs. Tennessee Tech (10/12/24)
TFL Yards	1	2x, last vs. Tennessee Tech (10/12/24)
Sacks	0.5	at Lindenwood (10/1/22)
Sack Yards	1	at Lindenwood (10/1/22)
Forced Fumbles	-	-
Fumble Recoveries	-	-
Interceptions	-	-

14 AMARE TOWNSEND

Total Tackles	5	vs. Tennessee Tech (10/12/24)
Solo Tackles	4	vs. Tennessee Tech (10/12/24)
Assisted Tackles	2	vs. Northwestern State (9/28/24)
Tackles for Loss	1.0	vs. Tennessee Tech (10/12/24)
TFL Yards	2	vs. Tennessee Tech (10/12/24)
Sacks	-	-
Sack Yards	-	-
Forced Fumbles	-	-
Fumble Recoveries	-	-
Interceptions	-	-

31 TYSON UNDERWOOD

Total Tackles	-	-
Solo Tackles	-	-
Assisted Tackles	-	-
Tackles for Loss	-	-
TFL Yards	-	-
Sacks	-	-
Sack Yards	-	-
Forced Fumbles	-	-
Fumble Recoveries	-	-
Interceptions	-	-

16 JEREMY WALTON

Total Tackles	8	vs. UT Martin (9/7/24)
Solo Tackles	5	vs. UT Martin (9/7/24)
Assisted Tackles	4	vs. Northwestern State (9/28/24)
Tackles for Loss	1.5	vs. UT Martin (9/7/24)
TFL Yards	15	vs. UT Martin (9/7/24)
Sacks	1.5	vs. UT Martin (9/7/24)
Sack Yards	15	vs. UT Martin (9/7/24)
Forced Fumbles	-	-
Fumble Recoveries	-	-
Interceptions	-	-

13 MALI WALTON

Total Tackles	10	2x, last at Southern Illinois (9/21/24)
Solo Tackles	6	at Southern Illinois (9/21/24)
Assisted Tackles	8	vs. UT Martin (9/7/24)
Tackles for Loss	1.0	3x, last vs. Tennessee Tech (10/12/24)
TFL Yards	7	at Southern Illinois (9/21/24)
Sacks	1.0	at Southern Illinois (9/21/24)
Sack Yards	7	at Southern Illinois (9/21/24)
Forced Fumbles	-	-
Fumble Recoveries	-	-
Interceptions	1	2x, last vs. Lindenwood (9/9/23)

CAREER-HIGHS (DEFENSE)**GARDNER**
OCTOBER 19**97 CALEB WEBB**

Total Tackles	2	vs. Lindenwood (9/9/23)
Solo Tackles	1	vs. Tennessee Tech (10/12/24)
Assisted Tackles	2	vs. Lindenwood (9/9/23)
Tackles for Loss	0.5	at Bryant (11/18/23)
TFL Yards	2	at Bryant (11/18/23)
Sacks	-	-
Sack Yards	-	-
Forced Fumbles	-	-
Fumble Recoveries	-	-
Interceptions	-	-

24 JAQORI WILLIAMS

Total Tackles	4	at New Mexico State (8/31/24)
Solo Tackles	2	2x, last at New Mexico State (8/31/24)
Assisted Tackles	2	4x, last vs. UT Martin (9/7/24)
Tackles for Loss	1.0	2x, last at New Mexico State (8/31/24)
TFL Yards	5	at New Mexico State (8/31/24)
Sacks	-	-
Sack Yards	-	-
Forced Fumbles	-	-
Fumble Recoveries	-	-
Interceptions	-	-

27 AQUARIUS WINSTON, JR.

Total Tackles	1	vs. Tennessee Tech (10/12/24)
Solo Tackles	-	-
Assisted Tackles	1	vs. Tennessee Tech (10/12/24)
Tackles for Loss	-	-
TFL Yards	-	-
Sacks	-	-
Sack Yards	-	-
Forced Fumbles	-	-
Fumble Recoveries	-	-
Interceptions	-	-

SOUTHEAST MISSOURI FOOTBALL NOTES



GARDNER-WEBB
OCTOBER 26

GAME-BY-GAME STATISTICS

	UNA 8/24	NMSU 8/31	UTM 9/7	SIU 9/21	NSU 9/28	EIU 10/5	TTU 10/12	CSU 10/19	GWU 10/26	LIN 11/9	WIU 11/16	TSU 11/23
First Downs	23	15	24	22	26	26	23	28				
Rushing	10	4	0	6	13	2	3	3				
Passing	10	10	20	14	12	21	18	18				
Penalty	3	1	4	2	1	3	2	7				
Third Downs	15	16	13	11	22	12	11	15				
Converted	8	5	3	6	11	7	6	6				
Efficiency	53.3	31.3	23.1	54.5	50.0	58.3	54.5	40.0				
Fourth Downs	1	2	2	1	3	0	0	1				
Converted	1	1	2	1	3	0	0	1				
Efficiency	1.00	50.0	1.00	1.00	1.00	0.0	0.0	1.00				
Total Net Yards	372	352	365	449	420	425	455	415				
Plays	76	66	74	66	88	73	63	84				
Avg Per Play	4.9	5.3	4.9	6.8	4.8	5.8	7.2	4.9				
Net Yards Rushing	176	57	-11	148	183	61	37	80				
Attempts	45	21	10	25	45	30	17	29				
Avg. Per Rush	3.9	2.7	-1.1	5.9	4.1	2.0	2.2	2.8				
Net Yards Passing	196	295	376	301	237	364	418	335				
Attempts	31	45	63	41	43	43	46	32				
Completions	24	27	34	25	21	30	34	55				
Completion Pct.	77.4	60.0	53.9	60.9	48.8	69.8	73.9	58.1				
Yds. Per Attempt	6.3	6.6	5.9	7.3	5.5	8.5	9.1	6.1				
Touchdowns	1	1	6	4	1	3	4	1				
Interceptions	0	1	0	1	1	1	2	0				
Sacked	2	0	3	1	1	2	1	1				
Yards Lost	25	0	16	10	8	11	6	12				
Touchdowns	5	1	6	5	1	5	4	2				
Rushing	4	0	0	1	0	2	0	1				
Passing	1	1	6	4	1	3	4	1				
Returns	0	0	0	0	0	0	0	0				
Penalties	8	8	8	9	8	5	9	5				
Yards Lost	81	70	67	89	85	50	80	35				
Fumbles	1	2	0	0	0	1	1	1				
Fumbles Lost	1	0	0	0	0	0	1	1				
Punts	4	3	8	2	1	4	2	27				
Total Yards	162	97	316	79	43	157	83	73				
Gross Avg.	40.5	32.3	39.5	39.5	43.0	39.2	41.5	36.5				
Net Avg.	36.0	29.7	39.5	39.5	44.0	29.2	31.5	36.5				
Inside 20	1	2	4	1	1	1	1	0				
Touchbacks	0	0	0	0	0	2	1	0				
FGs Attempted	1	4	2	2	6	1	3	5				
FGs Made	1	3	1	1	4	1	2	4				
PATs Made-Att.	3-5	1-1	6-6	4-5	1-1	5-5	4-4	2-2				
Kicking M-A	2-2	1-1	6-6	3-4	1-1	5-5	4-4	2-2				
2-pt. Rushing M-A	1-2	0-0	0-0	0-0	0-0	0-0	0-0	0-0				
2-pt. Passing M-A	0-1	0-0	0-0	1-1	0-0	0-0	0-0	0-0				
Kickoffs-Yds-TB	7-454-3	6-392-3	6-319-1	3-79-0	6-355-1	7-412-3	7-459-3	7-362-2				
Safeties	0	0	0	0	0	0	0	0				
Points Scored	37	16	45	38	19	38	34	26				
Time of Possession	36:39	37:24	21:47	26:01	41:45	34:02	29:31	33:43				
Net TO Ratio	+3	-	+1	-1	-1	-1	-	-				

SOUTHEAST MISSOURI FOOTBALL NOTES

OPPONENT GAME-BY-GAME STATISTICS



	UNA 8/24	NMSU 8/31	UTM 9/7	SIU 9/21	NSU 9/28	EIU 10/5	TTU 10/12	CSU 10/19	GWU 10/26	LIN 11/9	WIU 11/16	TSU 11/23
First Downs	16	20	22	24	5	19	20	12				
Rushing	8	13	8	4	1	3	2	5				
Passing	6	4	12	17	4	14	15	6				
Penalty	2	3	2	3	0	2	3	1				
Third Downs	12	19	13	18	10	13	18	11				
Converted	4	10	3	8	1	4	7	3				
Efficiency	33.3	52.7	23.1	44.4	0.1	30.8	38.8	27.3				
Fourth Downs	3	0	2	4	2	4	2	3				
Converted	1	0	2	1	0	1	1	1				
Efficiency	33.3	0.0	1.00	25.0	0.0	25.0	50.0	33.3				
Total Net Yards	320	270	470	403	120	385	265	255				
Plays	59	72	76	78	40	63	74	51				
Avg Per Play	5.4	3.8	6.2	5.2	3.0	6.1	3.6	5.0				
Net Yards Rushing	216	210	193	62	53	19	34	108				
Attempts	35	49	43	30	22	21	27	33				
Avg. Per Rush	6.2	4.3	4.5	2.1	2.4	0.9	1.3	3.3				
Net Yards Passing	104	60	277	341	67	366	231	147				
Attempts	24	23	33	48	18	42	47	18				
Completions	12	7	23	28	9	27	26	12				
Completion Pct.	50.0	30.4	69.7	58.3	50.0	64.3	55.3	66.7				
Yds. Per Attempt	4.3	2.6	8.4	7.1	3.7	8.7	4.9	8.2				
Touchdowns	0	0	4	1	0	2	0	2				
Interceptions	2	1	0	0	0	0	2	0				
Sacked	3	3	2	3	2	5	2	0				
Yards Lost	18	17	18	16	2	42	11	0				
Touchdowns	2	2	6	2	0	4	0	2				
Rushing	2	2	2	1	0	2	0	0				
Passing	0	0	4	1	0	2	0	2				
Returns	0	0	0	0	0	0	0	0				
Penalties	6	6	12	5	2	6	5	10				
Yards Lost	34	40	104	42	22	41	61	114				
Fumbles	3	0	1	1	0	1	2	4				
Fumbles Lost	2	0	1	0	0	0	1	1				
Punts	3	6	6	2	7	5	7	5				
Total Yards	92	299	232	69	301	188	246	234				
Gross Avg.	30.7	49.8	38.7	34.5	43.0	37.6	35.1	46.8				
Net Avg.	30.7	39.8	33.0	18.5	33.3	30.2	34.7	41.0				
Inside 20	1	1	0	0	1	0	3	3				
Touchbacks	0	1	0	0	1	0	0	1				
FGs Attempted	0	2	2	3	0	0	1	0				
FGs Made	0	2	0	2	0	0	1	0				
PAFs Made-Att.	2-2	2-2	6-6	1-2	0-0	3-4	0-0	1-2				
Kicking M-A	1-1	1-1	6-6	1-1	0-0	3-3	0-0	1-1				
2-pt. Rushing M-A	0-0	1-1	0-0	0-0	0-0	0-1	0-0	0-0				
2-pt. Passing M-A	1-1	0-0	0-0	0-1	0-0	0-0	0-0	0-1				
Kickoffs-Yds-TB	3-194-2	5-325-5	6-317-1	5-319-1	1-55-0	4-229-2	2-130-1	3-178-2				
Safeties	0	1	0	0	0	0	0	0				
Points Scored	15	23	42	21	0	27	3	13				
Time of Possession	23:21	22:36	38:13	33:59	18:15	25:58	30:29	26:17				
Net TO Ratio	-3	-	-1	+1	+1	+1	-	-				

SOUTHEAST MISSOURI FOOTBALL NOTES



GARDNER-WEBB
OCTOBER 26

GAME-BY-GAME LEADERS

Date	Opponent	Scoring	Rushing Yards	Receptions	Receiving Yards	Tackles
Aug. 24	North Alabama	Brown - 18 pts.	Brown - 97	Pedro, Epton, Jr. - 6	Anderson - 71	Riddick - 8
Aug. 31	at New Mexico State	Pippin - 10 pts.	S. Lewis - 27	Pedro - 9	Anderson - 115	Riddick - 11
Sept. 7	UT Martin	Sellers - 18 pts.	Brown - 3	Pedro - 9	Anderson - 127	Norman - 13
Sept. 21	at Southern Illinois	Anderson - 12 pts.	Brown - 124	Anderson - 8	Anderson - 111	Norman - 12
Sept. 28	Northwestern State	Pippin - 13 pts.	D. Smith - 127	Anderson - 5	Pedro - 58	Pedraza, Norman - 6
Oct. 5	at Eastern Illinois	Pippin - 8 pts.	D. Smith - 63	T. Smith - 8	T. Smith - 124	Pedraza - 9
Oct. 12	Tennessee Tech	Pippin - 10 pts.	Ruble - 31	Pedro, T. Smith, Sellers - 6	Pedro - 111	Norman - 15
Oct. 19	at Charleston Southern	Pippin - 14 pts.	Love - 65	Pedro - 8	T. Smith - 90	Leonard - 8
Oct. 26	Gardner-Webb					
Nov. 9	at Lindenwood					
Nov. 16	Western Illinois					
Nov. 23	at Tennessee State					

GAME-BY-GAME SCORING

Date	Opponent	Southeast Missouri								Opponents								Point Differential
		1	2	1H	3	4	2H	OT	TOT	1	2	1H	3	4	2H	OT	TOT	
Aug. 24	North Alabama	7	6	13	8	16	24	-	37	8	7	15	0	0	0	-	15	+22
Aug. 31	at New Mexico State	7	3	10	3	3	6	-	16	0	10	10	0	13	13	-	23	-7
Sept. 7	UT Martin	7	7	14	7	14	21	10	45	0	14	14	14	7	21	7	42	+3
Sept. 21	at Southern Illinois	13	3	16	8	14	22	-	38	2	10	12	9	0	9	-	21	+17
Sept. 28	Northwestern State	10	3	13	3	3	6	-	19	0	0	0	0	0	0	-	0	+19
Oct. 5	at Eastern Illinois	17	7	24	7	7	14	-	38	0	7	7	7	13	20	-	27	+11
Oct. 12	Tennessee Tech	0	10	10	7	17	24	-	34	0	0	0	3	0	3	-	3	+31
Oct. 19	at Charleston Southern	6	10	16	7	3	10	-	26	0	7	7	6	0	6	-	13	+13
Oct. 26	Gardner-Webb																	
Nov. 9	at Lindenwood																	
Nov. 16	Western Illinois																	
Nov. 23	at Tennessee State																	
	Totals	67	49	116	50	77	127	10	253	10	55	65	39	33	72	7	144	+109

SOUTHEAST MISSOURI RED ZONE STATISTICS

Date	Opponent	Drives In Red Zone	Scores	Scoring %	TDs	Total Pts.	Made FGs	Missed FGs	TO	Downs	Avg. Points
Aug. 24	North Alabama	5	4	80.0	4	26	0	0	1	0	6.5
Aug. 31	at New Mexico State	2	1	50.0	0	3	1	1	1	0	3.0
Sept. 7	UT Martin	7	7	1.00	6	45	1	1	0	0	6.4
Sept. 21	at Southern Illinois	5	5	1.00	5	35	0	0	0	0	7.0
Sept. 28	Northwestern State	7	5	71.4	1	19	4	2	0	0	3.8
Oct. 5	at Eastern Illinois	5	5	1.00	4	31	1	0	0	0	6.2
Oct. 12	Tennessee Tech	3	4	75.0	2	20	2	0	0	0	5.0
Oct. 19	at Charleston Southern	6	6	1.00	2	26	4	0	0	0	4.3
Oct. 26	Gardner-Webb										
Nov. 9	at Lindenwood										
Nov. 16	Western Illinois										
Nov. 23	at Tennessee State										
	Totals	40	37	92.5	24	205	13	4	2	0	5.5

SOUTHEAST MISSOURI FOOTBALL NOTES

OPPONENT RED ZONE STATISTICS

GARDNER
OCTOBER 19



Date	Opponent	Drives In Red Zone	Scores	Scoring %	TDs	Total Pts.	Made FGs	Missed FGs	TO	Downs	Avg. Points
Aug. 24	North Alabama	3	2	66.7	2	15	0	0	0	1	7.5
Aug. 31	at New Mexico State	3	3	100	2	18	1	0	0	0	6.0
Sept. 7	UT Martin	6	4	66.7	4	28	0	2	0	0	7.0
Sept. 21	at Southern Illinois	6	4	66.7	2	19	2	1	0	0	4.7
Sept. 28	Northwestern State	0	0	0.0	0	0	0	0	0	0	0.0
Oct. 5	at Eastern Illinois	4	3	75.0	3	21	0	0	0	1	7.0
Oct. 12	Tennessee Tech	2	0	0.0	0	0	0	0	2	0	0.0
Oct. 19	at Charleston Southern	0	0	0.0	0	0	0	0	0	0	0.0
Oct. 26	Gardner-Webb										
Nov. 9	at Lindenwood										
Nov. 16	Western Illinois										
Nov. 23	at Tennessee State										
	Totals	24	16	72.7	13	101	3	3	2	2	6.3

GAME-BY-GAME COMPARISON (SEMO/OPPONENT)

Date	Opponent	Score	First Downs				Rushing		Passing		Total Offense		Return	
			Total	Rush	Pass	Pen	No.-Yds		Comp-Att-Int	Yds	Plays-Yds		Yds	TOs
Aug. 24	North Alabama	37-15	23/16	10/8	10/6	3/2	45-176/35-200		24-31-0/12-24-2	196/104	76-372/59-304		68/94	1/4
Aug. 31	at New Mexico State	16-23	15/20	4/13	10/4	1/3	21-57/49-210		27-45-1/7-23-1	295/60	66-352/72-270		40/74	1/1
Sept. 7	UT Martin	45-42	24/22	0/8	20/12	4/2	10--11/43-193		34-64-0/23-33-0	376/277	74-365/76-470		81/56	0/1
Sept. 21	at Southern Illinois	38-21	22/24	6/4	14/17	2/3	25-148/30-62		25-41-1/28-48-0	301/341	66-449/78-403		111/111	1/0
Sept. 28	Northwestern State	19-0	26/5	13/1	12/4	1/0	45-183/22-53		21-43-1/9-18-0	237/67	88-420/40-120		84/65	1/0
Oct. 5	at Eastern Illinois	38-27	26/19	2/3	21/14	3/2	30-61/21-19		30-43-1/27-42-0	364/366	73-425/63-385		63/79	1/0
Oct. 12	Tennessee Tech	34-3	23/20	3/2	18/15	2/3	17-37/27-34		34-46-2/26-47-2	418/231	63-455/74-265		146/13	3/3
Oct. 19	at Charleston Southern	26-13	28/12	3/5	18/6	7/1	29-80/33-108		32-55-0/12-18-0	335/147	84-415/51-255		16/54	1/1
Oct. 26	Gardner-Webb													
Nov. 9	at Lindenwood													
Nov. 16	Western Illinois													
Nov. 23	at Tennessee State													

Date	Opponent	3rd Down	4th Down	Time of	TOP	Avg Yds	Avg Yds	Avg Yds	Punting	Penalties
		Conv	Conv	Possession	Margin	Per Rush	Per Pass	Per Play	No.-Avg	No.-Yds
Aug. 24	North Alabama	8-15/4-12	1-1/1-3	36:39/23:21	13:18	3.9/5.7	6.3/4.3	4.9/5.2	4-40.5/3-30.7	8-81/6-34
Aug. 31	at New Mexico State	5-16/10-19	2-3/0-0	24:29/35:31	-11:02	2.7/4.3	6.6/2.6	5.3/3.8	3-32.3/6-49.8	8-79/6-40
Sept. 7	UT Martin	3-13/3-13	2-2/2-2	21:47/38:13	-16:26	-1.1/4.5	5.9/8.4	4.9/6.2	8-39.5/6-38.7	8-67/12-104
Sept. 21	at Southern Illinois	6-11/8-18	1-1/1-4	26:01/33:59	-7:58	5.9/2.1	7.3/7.1	6.8/5.2	2-39.5/2-34.5	9-89/5-42
Sept. 28	Northwestern State	11-22/1-10	3-3/0-2	41:45/18:15	23:30	4.1/2.4	5.5/3.7	4.8/3.0	1-43.0/7-43.0	8-85/2-22
Oct. 5	at Eastern Illinois	7-12/4-13	0-0/1-4	34:02/25:58	8:04	2.0/0.9	8.5/8.7	5.8/6.1	4-39.3/5-37.6	5-50/6-41
Oct. 12	Tennessee Tech	6-11/7-18	0-0/1-2	29:31/30:29	-0:58	2.2/1.3	9.1/4.9	7.2/3.6	2-41.5/7-35.1	9-80/5-61
Oct. 19	at Charleston Southern	6-15/3-11	1-1/1-3	33:43/26:17	7:26	2.8/3.3	6.1/8.2	4.9/5.0	2-36.5/5-46.8	5-35/10-114
Oct. 26	Gardner-Webb									
Nov. 9	at Lindenwood									
Nov. 16	Western Illinois									
Nov. 23	at Tennessee State									

SOUTHEAST MISSOURI FOOTBALL NOTES



GARDNER-WEBB
OCTOBER 26

GAME-BY-GAME TACKLES

Player	UNA 8/24	NMSU 8/31	UTM 9/7	SIU 9/21	NSU 9/28	EIU 10/5	TTU 10/12	CSU 10/19	GWU 10/26	LIN 11/9	WIU 11/16	TSU 11/23
Khalik Boothe	-	-	-	-	-	-	1	-	-	-	-	-
Jehchys Brown	-	1	2	1	1	1	1	-	-	-	-	-
Nasim Cairo	4	-	7	6	1	1	2	1	-	-	-	-
McCoy Casey	1	8	6	9	2	2	4	4	-	-	-	-
Donnie Cheers	-	-	-	1	-	-	3	-	-	-	-	-
Sam Cook	3	-	2	2	1	1	-	1	-	-	-	-
Chris Daigre	2	5	1	5	2	5	5	1	-	-	-	-
DJ Delmore	-	1	-	-	-	-	2	1	-	-	-	-
Slade Dollar	-	-	1	3	-	-	4	-	-	-	-	-
Ja'Mian Golden	-	-	-	-	-	-	2	-	-	-	-	-
Carter Guillaume	1	-	-	-	1	-	-	-	-	-	-	-
Octavius Henderson	-	-	-	3	1	4	3	3	-	-	-	-
Justus Johnson	2	2	2	3	-	-	-	-	-	-	-	-
Zi'kef Johnson	-	-	-	-	-	1	-	-	-	-	-	-
Sam Keeper	1	3	2	-	3	-	4	2	-	-	-	-
Ty Leonard	1	6	7	4	5	1	1	8	-	-	-	-
Steven Lewis	1	4	3	-	-	-	-	-	-	-	-	-
Trey Lisle	-	1	-	-	-	-	-	-	-	-	-	-
Bryce Norman	7	9	13	12	6	6	15	6	-	-	-	-
Adrian Patterson	4	-	-	-	-	-	-	-	-	-	-	-
Jared Pedraza	7	6	4	-	6	9	1	4	-	-	-	-
Khalani Riddick	8	11	11	9	4	3	5	5	-	-	-	-
Jaylon Stone	3	-	4	2	5	3	1	3	-	-	-	-
Landon Sylvie	2	-	2	1	3	5	2	-	-	-	-	-
Dony'e Taylor	4	2	4	-	-	-	-	-	-	-	-	-
Latrevion Thompson	2	-	1	3	1	1	3	1	-	-	-	-
Amare Townsend	-	1	-	-	2	1	5	3	-	-	-	-
Jeremy Walton	3	2	8	3	4	-	2	2	-	-	-	-
Mali Walton	3	6	10	10	4	4	5	2	-	-	-	-
Caleb Webb	-	-	-	-	-	-	1	-	-	-	-	-
JaQori Williams	1	4	2	2	1	-	-	-	-	-	-	-
Aquarius Winston, Jr.	-	-	-	-	-	-	1	-	-	-	-	-

Sacks

No.

Yds

Nasim Cairo	4.0	32
McCoy Casey	3.0	16
Jeremy Walton	2.5	20
Bryce Norman	2.5	21
Jaylon Stone	2.0	4
Mali Walton	1.5	8
Sam Keeper	1.5	7
Jehchys Brown	1.0	14
Jared Pedraza	1.0	1
Jeremy Walton	1.0	1
total	20.0	124

Forced Fumbles

Bryce Norman	1
Jared Pedraza	1
Nasim Cairo	1
Tristan Smith	1
Total	4

Interceptions

No.

Yds

Justus Johnson	2	3
Slade Dollar	1	74
Ty Leonard	1	44
Adrian Patterson	1	13
Total	5	134

Fumble Recoveries

No.

Yds

Jared Pedraza	1	5
McCoy Casey	1	0
Khalani Riddick	1	0
Tristan Smith	1	0
Sam Keeper	1	0
Total	5	5

Tackles for Loss

No.

Yds

Bryce Norman	8.0	42
McCoy Casey	6.0	25
Nasim Cairo	5.5	34
Jared Pedraza	5.5	8
Jaylon Stone	5.0	10
Jeremy Walton	4.5	24
Mali Walton	3.5	12
Sam Keeper	2.0	8
Jehchys Brown	1.0	14
JaQori Williams	1.0	5
Khalani Riddick	1.0	4
Octavius Henderson	1.0	3
Amare Townsend	1.0	2
Ty Leonard	0.5	3
Justus Johnson	0.5	2
Latrevion Thompson	0.5	1
Sam Cook	1.5	6
Total	48.0	195

Pass Breakups

Chris Daigre	5
Ty Leonard	5
Justus Johnson	3
Landon Sylvie	3
Octavius Henderson	3
Khalani Riddick	3
Zi'kef Johnson	2
McCoy Casey	2
Nasim Cairo	1
Jeremy Walton	1
JaQori Williams	1
Dony'e Taylor	1
Jehchys Brown	1
Mali Walton	1
Total	35

SOUTHEAST MISSOURI FOOTBALL NOTES

GAME-BY-GAME STARTERS

GARDNER
OCTOBER 19



Offense

Date	Opponent	WR	WR	TE/WR	LT	LG	C	RG	RT	QB	RB	WR
Aug. 24	North Alabama	Pedro	Downing	Joiner	McMillan	Guillaume	Gieg	Sixkiller	Nettles	DeLaurent	Epton, Jr.	Anderson
Aug. 31	at New Mexico State	Pedro	Downing	Joiner	McMillan	Guillaume	Gieg	Sixkiller	Nettles	DeLaurent	Epton, Jr.	Anderson
Sept. 7	UT Martin	Pedro	T. Smith	Joiner	McMillan	Guillaume	Gieg	Sixkiller	Turner	DeLaurent	Brown	Anderson
Sept. 21	at Southern Illinois	Downing	T. Smith	Civey	McMillan	Guillaume	Gieg	Sixkiller	Turner	DeLaurent	Brown	Anderson
Sept. 28	Northwestern State	Pedro	T. Smith	Civey	McMillan	Guillaume	Gieg	Sixkiller	Turner	DeLaurent	Brown	Anderson
Oct. 5	at Eastern Illinois	Pedro	T. Smith	Sellers, WR	McMillan	Guillaume	Gieg	Sixkiller	Nettles	DeLaurent	D. Smith	Anderson
Oct. 12	Tennessee Tech	Pedro	T. Smith	Civey	McMillan	Guillaume	Sixkiller	Sanogo	Turner	DeLaurent	D. Smith	Anderson
Oct. 19	at Charleston Southern	Pedro	T. Smith	Civey	McMillan	Guillaume	Sixkiller	Sanogo	Turner	DeLaurent	Ruble	Anderson
Oct. 26	Gardner-Webb											
Nov. 9	at Lindenwood											
Nov. 16	Western Illinois											
Nov. 23	at Tennessee State											

Defense

Date	Opponent	DE/NB	NT	DT	OLB	ILB	ILB	OLB/S	CB	FS	SS	CB
Aug. 24	North Alabama	D. Taylor, NB	S. Lewis	Cairo	J. Walton	Norman	M. Walton	Casey	Johnson	Leonard	Riddick	Patterson
Aug. 31	at New Mexico State	Keeper, DE	S. Lewis	Cairo	J. Walton	Norman	M. Walton	Williams, S	Johnson	Leonard	Riddick	Patterson
Sept. 7	UT Martin	Keeper, DE	S. Lewis	Cairo	J. Walton	Norman	M. Walton	Casey	Johnson	Leonard	Riddick	Daigre
Sept. 21	at Southern Illinois	D. Taylor, NB	Keeper	Cairo	J. Walton	Norman	M. Walton	Casey	Johnson	Leonard	Riddick	Daigre
Sept. 28	Northwestern State	Sylvie, NB	Keeper	Cairo	J. Walton	Norman	M. Walton	Casey	Henderson	Leonard	Riddick	Daigre
Oct. 5	at Eastern Illinois	Sylvie, NB	Keeper	Cairo	J. Walton	Norman	M. Walton	Casey	Henderson	Leonard	Riddick	Daigre
Oct. 12	Tennessee Tech	Sylvie, NB	Keeper	Cairo	J. Walton	Norman	M. Walton	Casey	Townsend	Leonard	Riddick	Daigre
Oct. 19	at Charleston Southern	Henderson, NB	Keeper	Cairo	J. Walton	Norman	M. Walton	Casey	Townsend	Leonard	Riddick	Daigre
Oct. 26	Gardner-Webb											
Nov. 9	at Lindenwood											
Nov. 16	Western Illinois											
Nov. 23	at Tennessee State											

Specialists

Date	Opponent	K	P
Aug. 24	North Alabama	Pippin	Leftrick
Aug. 31	at New Mexico State	Pippin	Leftrick
Sept. 7	UT Martin	Pippin	Leftrick
Sept. 21	at Southern Illinois	Pippin	Leftrick
Sept. 28	Northwestern State	Pippin	Leftrick
Oct. 5	at Eastern Illinois	Pippin	Leftrick
Oct. 12	Tennessee Tech	Pippin	Leftrick
Oct. 19	at Charleston Southern	Pippin	Leftrick
Oct. 26	Gardner-Webb		
Nov. 9	at Lindenwood		
Nov. 16	Western Illinois		
Nov. 23	at Tennessee State		

2024 Participation Chart

0	Cam Pedro	8/7	23	DJ Delmore	8/0	74	Kaleb Pearley	2/0
1	Tristan Smith	6/6	24	JaQori Williams	5/1	75	Tyler McMillan	8/8
2	Logan Leftrick	8/8	25	Slade Dollar	8/0	77	Rashad Turner	7/5
3	Brandon Epton, Jr.	3/2	27	Aquarius Winston, Jr.	6/0	78	Yusef Sanogo-Kendrick	4/2
4	McCoy Casey	8/7	28	Jacorey Love	1/0	80	Jacques Wyatt	2/0
5	Ty Leonard	8/8	30	Judd Cunningham	8/0	81	Donnie Cheers	7/0
5	Darrell Smith	7/2	32	Bryce Norman	8/8	83	Jack Clinkenbeard	8/0
6	Dorian Anderson	8/8	33	Mitchell Sellers	8/1	84	Anthony Westervelt	8/0
7	Khalani Riddick	8/8	34	Landon Sylvie	8/3	87	Braden Thompson	2/0
8	Trey Lisle	1/0	35	Khalik Boothe	5/0	91	Jehchys Brown	8/0
8	Carter Hensley	2/0	38	Tony Terry	3/0	92	Jaylon Stone	7/0
9	Adrian Patterson	2/2	39	Adam Heston	8/0	94	Ja'Mian Golden	1/0
10	Dony'e Taylor	4/2	43	Nolan Reed	8/0	95	Sam Keeper	8/7
10	Paxton DeLaurent	8/8	45	Andrew Civey	8/4	97	Caleb Webb	3/0
11	Jared Pedraza	8/0	46	Peyton Knight	8/0	99	Steven Lewis	3/3
12	Sam Cook	7/0	48	Latrevion Thompson	8/0			
13	Mali Walton	8/8	49	DC Pippin	8/8			
14	Amare Townsend	7/2	50	Jalen Nettles	3/3			
15	Cole Ruble	8/1	54	Jayden Davis	1/0			
16	Jeremy Walton	8/8	55	Nasim Cairo	8/8			
17	Kyron Downing	8/3	56	Zack Gieg	6/6			
18	Justus Johnson	4/4	63	Zach Hudson	8/0			
19	Danny Joiner	3/3	68	Carter Guillaume	8/8			
20	Chris Daigre	8/6	69	Kobe Sixkiller	8/8			
21	Octavius Henderson	8/3	70	Ethan Hatton	4/0			
22	Payton Brown	5/3	71	Tyson Miller	2/0			
			73	Trey Gibbs	8/0			

SOUTHEAST MISSOURI FOOTBALL NOTES



GARDNER-WEBB
OCTOBER 26

SOUTHEAST MISSOURI STATISTICS

SEMO Rushes of 10 or More Yards

Date	Opponent	QTR	Rusher	Yards
08-24-24	North Alabama	3	Brandon Epton, Jr.	11
08-24-24	North Alabama	3	Payton Brown	25
08-24-24	North Alabama	4	Carter Hensley	47
08-24-24	North Alabama	4	Brandon Epton, Jr.	15
08-31-24	New Mexico State	3	Steven Lewis	27
09-21-24	Southern Illinois	1	Payton Brown	28
09-21-24	Southern Illinois	2	Paxton DeLaurent	15
09-21-24	Southern Illinois	3	Payton Brown	52
09-21-24	Southern Illinois	4	Paxton DeLaurent	10
09-21-24	Southern Illinois	4	Payton Brown	14
09-28-24	Northwestern State	2	Darrell Smith	13
09-28-24	Northwestern State	2	Darrell Smith	11
09-28-24	Northwestern State	4	Darrell Smith	16
09-28-24	Northwestern State	4	Cole Ruble	17
09-28-24	Northwestern State	4	Cole Ruble	15
10-05-24	Eastern Illinois	3	Darrell Smith	16
10-12-24	Tennessee Tech	2	Cole Ruble	11
10-19-24	Charleston Southern	4	Jacorey Love	18

SEMO Completions of 20 or More Yards

Date	Opponent	QTR	Passer/Receiver	Yards
08-24-24	North Alabama	2	Hensley/Anderson	23
08-31-24	New Mexico State	1	DeLaurent/Anderson	51
08-31-24	New Mexico State	2	DeLaurent/Downing	20
08-31-24	New Mexico State	3	DeLaurent/Brown	21
08-31-24	New Mexico State	3	DeLaurent/Pedro	23
08-31-24	New Mexico State	4	DeLaurent/Cheers	20
09-07-24	UT Martin	2	DeLaurent/Pedro	37
09-07-24	UT Martin	2	DeLaurent/Pedro	25
09-07-24	UT Martin	3	DeLaurent/Pedro	26
09-07-24	UT Martin	3	DeLaurent/Anderson	20
09-07-24	UT Martin	3	DeLaurent/Anderson	30
09-07-24	UT Martin	4	DeLaurent/Sellers	21
09-07-24	UT Martin	OT2	DeLaurent/Anderson	22
09-21-24	Southern Illinois	1	DeLaurent/Anderson	20
09-21-24	Southern Illinois	4	DeLaurent/T. Smith	21
09-21-24	Southern Illinois	4	DeLaurent/T. Smith	43
09-28-24	Northwestern State	1	DeLaurent/Pedro	24
09-28-24	Northwestern State	1	DeLaurent/Pedro	25
09-28-24	Northwestern State	2	DeLaurent/Sellers	20
09-28-24	Northwestern State	3	DeLaurent/T. Smith	35
10-05-24	Eastern Illinois	1	DeLaurent/Anderson	21
10-05-24	Eastern Illinois	1	DeLaurent/Anderson	29
10-05-24	Eastern Illinois	2	DeLaurent/Pedro	20
10-05-24	Eastern Illinois	3	DeLaurent/T. Smith	54
10-05-24	Eastern Illinois	4	DeLaurent/T. Smith	27
10-12-24	Tennessee Tech	1	DeLaurent/D. Smith	20
10-12-24	Tennessee Tech	1	DeLaurent/Pedro	35
10-12-24	Tennessee Tech	2	DeLaurent/Downing	23
10-12-24	Tennessee Tech	2	DeLaurent/T. Smith	37
10-12-24	Tennessee Tech	2	DeLaurent/T. Smith	22
10-12-24	Tennessee Tech	3	DeLaurent/Pedro	46
10-12-24	Tennessee Tech	4	DeLaurent/Sellers	31
10-19-24	Charleston Southern	1	DeLaurent/Anderson	20
10-19-24	Charleston Southern	1	DeLaurent/Downing	21
10-19-24	Charleston Southern	2	DeLaurent/Wyatt	25
10-19-24	Charleston Southern	3	DeLaurent/Downing	24
10-19-24	Charleston Southern	3	DeLaurent/Civey	20
10-19-24	Charleston Southern	3	DeLaurent/Downing	20
10-19-24	Charleston Southern	4	DeLaurent/Cheers	31

OPPONENT STATISTICS

GARDNER
OCTOBER 19

Opponent Rushes of 10 or More Yards

Date	Opponent	QTR	Rusher	Yards
08-24-24	North Alabama	1	Jayvian Allen	62
08-24-24	North Alabama	2	Logan Collier	10
08-24-24	North Alabama	2	Ari Patu	11
08-24-24	North Alabama	3	Ari Patu	25
08-24-24	North Alabama	4	Jalen Fletcher	15
08-31-24	New Mexico State	1	Seth McGowan	20
08-31-24	New Mexico State	2	TJ Pride	13
08-31-24	New Mexico State	2	Seth McGowan	14
08-31-24	New Mexico State	4	Deuce Hogan	13
08-31-24	New Mexico State	4	Monte Watkins	11
08-31-24	New Mexico State	4	Seth McGowan	17
09-07-24	UT Martin	1	Patrick Smith	12
09-07-24	UT Martin	1	Patrick Smith	19
09-07-24	UT Martin	3	Michael Pleas Jr.	32
09-07-24	UT Martin	3	Patrick Smith	10
09-07-24	UT Martin	3	Patrick Smith	29
09-07-24	UT Martin	4	Patrick Smith	11
09-21-24	Southern Illinois	1	Willtrell Hartson	13
10-05-24	Eastern Illinois	3	MJ Flowers	16
10-05-24	Eastern Illinois	4	MJ Flowers	11
10-19-24	Charleston Southern	1	Noah Jennings	29
10-19-24	Charleston Southern	1	Rob McCoy	16
10-19-24	Charleston Southern	1	Tyson Greenwade	31
10-19-24	Charleston Southern	4	Kaleb Jackson	20
10-19-24	Charleston Southern	4	Kaleb Jackson	10

Opponent Completions of 20 or More Yards

Date	Opponent	QTR	Passer/Receiver	Yards
08-24-24	North Alabama	2	Patu/Cooper	21
09-07-24	UT Martin	2	Dent/Rucker	20
09-07-24	UT Martin	2	Dent/Tanksley	38
09-07-24	UT Martin	3	Dent/Dostin	24
09-07-24	UT Martin	3	Dent/Tanksley	39
09-21-24	Southern Illinois	2	Simmons/Davis III	32
09-21-24	Southern Illinois	3	Simmons/Lewis	30
09-21-24	Southern Illinois	3	Simmons/Davis III	28
09-21-24	Southern Illinois	4	Simmons/Lewis	28
09-21-24	Southern Illinois	4	Simmons/Davis III	20
10-05-24	Eastern Illinois	3	Holley/Gipson	43
10-05-24	Eastern Illinois	3	Holley/Nelson	40
10-05-24	Eastern Illinois	4	Holley/Flowers	20
10-05-24	Eastern Illinois	4	Holley/Rogers	39
10-05-24	Eastern Illinois	4	Holley/Green	27
10-05-24	Eastern Illinois	4	Holley/Willman	46
10-12-24	Tennessee Tech	4	Potts/Linkins	23
10-19-24	Charleston Southern	2	Jackson/Rhone	26
10-19-24	Charleston Southern	3	Jackson/Rhone	44

SOUTHEAST MISSOURI FOOTBALL NOTES



GARDNER-WEBB
OCTOBER 26

SOUTHEAST MISSOURI SCORING DRIVES

Aug. 24 North Alabama

Scoring Play	Qtr	Clock	Plays	Yards	Consumed
Pedro 4 yd pass from DeLaurent	1	9:29	12	57	4:28
Brown 1 yd rush	2	0:18	10	46	3:53
Brown 25 yd rush	3	0:15	9	73	4:26
Brown 1 yd rush	4	7:13	7	78	4:04
Hensley 1 yd rush	4	7:13	3	19	1:21
Pippin 41-yard field goal	4	2:43	4	7	2:19

Aug. 31 at New Mexico State

Scoring Play	Qtr	Clock	Plays	Yards	Consumed
Anderson 51 yd pass from DeLaurent	1	2:03	7	80	2:45
Pippin 37 yd field goal	2	7:08	9	56	3:56
Pippin 53 yd field goal	3	9:22	7	25	1:46
Pippin 48 yd field goal	4	14:56	7	19	2:36

Sept. 7 UT Martin

Scoring Play	Qtr	Clock	Plays	Yards	Consumed
Smith 17 yd pass from DeLaurent	1	4:42	3	36	1:37
Anderson 18 yd pass from DeLaurent	2	1:40	6	75	1:51
Anderson 20 yd pass from DeLaurent	3	12:00	8	70	2:56
Sellers 5 yd pass from DeLaurent	4	8:30	6	52	1:32
Sellers 10 yd pass from DeLaurent	4	0:39	8	45	1:43
Sellers 11 yd pass from DeLaurent	OT1	0:00	4	25	-
Pippin 37 yd field goal	OT2	0:00	4	5	-

Sept. 21 at #7 Southern Illinois

Scoring Play	Qtr	Clock	Plays	Yards	Consumed
Downing 12 yd pass from DeLaurent	1	8:59	7	34	0:57
Anderson 19 yd pass from DeLaurent	1	2:06	7	80	3:34
Pippin 43 yd field goal	2	0:07	8	41	1:30
Anderson 19 yd pass from DeLaurent	3	1:16	4	71	0:43
Sellers 3 yd pass from DeLaurent	4	11:58	8	46	3:08
Brown 1 yd rush	4	3:35	11	66	6:22

Sept. 28 Northwestern State

Scoring Play	Qtr	Clock	Plays	Yards	Consumed
Pedro 10 yd pass from DeLaurent	1	9:03	9	37	2:44
Pippin 30 yd field goal	1	5:54	9	53	2:46
Pippin 38 yd field goal	2	7:15	17	14	7:39
Pippin 37 yd field goal	3	11:11	9	50	3:39
Pippin 24 yd field goal	4	7:04	12	50	6:22

Oct. 5 at Eastern Illinois

Scoring Play	Qtr	Clock	Plays	Yards	Consumed
Pippin 26 yd field goal	1	9:45	14	67	5:15
Sellers 9 yd pass from DeLaurent	1	3:03	6	62	1:52
Anderson 29 yd pass from DeLaurent	1	0:42	1	29	0:08
Ruble 2 yd rush	2	9:35	10	62	4:37
T. Smith 3 yd pass from DeLaurent	3	10:02	4	73	1:31
DeLaurent 1 yd rush	4	12:22	15	98	7:55

Oct. 12 Tennessee Tech

Scoring Play	Qtr	Clock	Plays	Yards	Consumed
Pippin 24 yd field goal	2	6:45	10	74	5:06
T. Smith 13 yd pass from DeLaurent	2	4:36	3	62	1:15
Pedro 46 yd pass from DeLaurent	3	5:22	7	75	3:19
Sellers 31 yd pass from DeLaurent	4	13:42	2	38	0:41
Anderson 5 yd pass from DeLaurent	4	9:23	6	41	2:49
Pippin 35 yd field goal	4	0:27	7	7	3:45

Oct. 19 at Charleston Southern

Scoring Play	Qtr	Clock	Plays	Yards	Consumed
Pippin 25 yd field goal	1	11:35	7	35	2:07
Pippin 24 yd field goal	1	4:04	10	57	2:53
Pippin 34 yd field goal	2	12:16	8	59	2:36
T. Smith 1 yd rush	2	0:09	17	83	5:09
Downing 20 yd pass from DeLaurent	3	10:38	7	79	2:07
Pippin 27 yd field goal	4	11:12	10	67	3:42

Oct. 26 Gardner-Webb

Scoring Play	Qtr	Clock	Plays	Yards	Consumed
-					

Nov. 9 at Lindenwood

Scoring Play	Qtr	Clock	Plays	Yards	Consumed
-					

Nov. 16 Western Illinois

Scoring Play	Qtr	Clock	Plays	Yards	Consumed
-					

Nov. 23 at Tennessee State

Scoring Play	Qtr	Clock	Plays	Yards	Consumed
-					

**OPPONENT SCORING DRIVES****Aug. 24 North Alabama**

Scoring Play	Qtr	Clock	Plays	Yards	Consumed
Allen 3 yd rush	1	1:22	7	85	3:47
Patu 11 yd rush	2	4:11	5	61	1:49

Aug. 31 at New Mexico State

Scoring Play	Qtr	Clock	Plays	Yards	Consumed
McGowan 14 yd rush	2	11:04	13	75	5:59
Montano 24 yd field goal	2	0:40	16	72	6:21
SAFETY	4	0:44	-	-	11:10
Montano 51 yd field goal	4	6:07	9	36	7:31
McGowan 3 yd rush	4	1:57	6	34	2:12

Sept. 7 UT Martin

Scoring Play	Qtr	Clock	Plays	Yards	Consumed
Rucker 20 yd pass from Dent	2	8:14	7	47	3:46
Rucker 3 yd pass from Dent	2	3:31	7	55	3:29
Dostin 24 yd pass from Dent	3	7:16	8	75	4:44
Smith 29 yd rush	3	3:59	4	43	1:32
Raymond 1 yd rush	4	12:35	9	90	4:21
Wondeh 7 yd pass from Dent	OT1	0:00	4	25	-

Sept. 21 at #7 Southern Illinois

Scoring Play	Qtr	Clock	Plays	Yards	Consumed
Green 89 yd blocked field goal return	1	8:59	-	-	-
Davis III 11 yd pass from Simmons	2	8:25	12	69	6:08
Geelen 38 yd field goal	2	0:07	11	66	3:45
Geelen 34 yd field goal	3	8:32	11	43	5:22
Hartson 3 yd rush	3	2:06	7	48	2:52

Oct. 5 at Eastern Illinois

Scoring Play	Qtr	Clock	Plays	Yards	Consumed
Willman 12 yd pass from Holley	2	0:27	8	80	1:45
Flowers 1 yd rush	3	11:40	7	75	3:20
Rogers 39 yd pass from Holley	4	7:59	8	82	4:20
Flowers 2 yd rush	4	2:10	2	29	0:29

Oct. 12 Tennessee Tech

Scoring Play	Qtr	Clock	Plays	Yards	Consumed
LeBlanc 43 yd field goal	3	8:41	15	58	6:15

Oct. 19 at Charleston Southern

Scoring Play	Qtr	Clock	Plays	Yards	Consumed
Rhone 26 yd pass from Jackson	2	14:52	7	75	4:12
Rhone 44 yd pass from Jackson	3	0:00	6	77	3:28

Oct. 26 Gardner-Webb

Scoring Play	Qtr	Clock	Plays	Yards	Consumed
-					

Nov. 9 at Lindenwood

Scoring Play	Qtr	Clock	Plays	Yards	Consumed
-					

Nov. 16 Western Illinois

Scoring Play	Qtr	Clock	Plays	Yards	Consumed
-					

Nov. 23 at Tennessee State

Scoring Play	Qtr	Clock	Plays	Yards	Consumed
-					

SOUTHEAST MISSOURI FOOTBALL NOTES



GARDNER-WEBB
OCTOBER 26

PERFORMANCE LISTS

100-Yard Rushing Games (Since 1969)

Date	Player	Yards	Opponent	Date	Player	Yards	Opponent
Nov. 8, 1969	Al Holmes	254	vs. Truman State	Sept. 26, 1987	Brian Lattimore	132	at Delta State
Oct. 3, 1970	Richard Attig	111	vs. Evansville	Oct. 3, 1987	Percy Johnson	101	vs. Northwest Missouri
Oct. 10, 1970	Eddie Moss	144	vs. Missouri State	Nov. 7, 1987	Trent Lane	110	vs. Missouri S&T
Oct. 24, 1970	Richard Attig	145	at Bradley	Sept. 3, 1988	Trent Lane	131	at Troy
Oct. 31, 1970	Al Holmes	101	vs. Lincoln	Oct. 22, 1988	Brian Lattimore	101	vs. Missouri S&T
Nov. 7, 1970	Richard Attig	109	at Northwest Missouri	Oct. 29, 1988	Brian Lattimore	104	at Grand Valley State
Nov. 14, 1970	Richard Attig	143	at Missouri S&T	Nov. 5, 1988	Brian Lattimore	151	at Northwest Missouri
Oct. 9, 1971	Art Miller	157	at Missouri State	Sept. 9, 1989	Brian Lattimore	115	vs. Missouri Southern
Nov. 13, 1971	Eddie Moss	157	vs. Missouri S&T	Sept. 23, 1989	Brian Lattimore	241	at Northwest Missouri
Sept. 16, 1972	Richard Attig	175	at Missouri Southern	Oct. 28, 1989	Brian Lattimore	110	vs. Missouri Western
Oct. 7, 1972	Richard Attig	157	vs. Missouri State	Nov. 4, 1989	Brian Lattimore	133	at Central Missouri
Oct. 28, 1972	John Gabrisch	124	vs. Lincoln	Sept. 1, 1990	Steve Jones	101	vs. Southwest Baptist
Oct. 28, 1972	Richard Attig	137	vs. Lincoln	Sept. 8, 1990	Steve Jones	103	at Missouri Southern
Sept. 29, 1973	John Gabrisch	102	at Evansville	Oct. 6, 1990	Percy Johnson	131	vs. Missouri S&T
Oct. 6, 1973	Richard Attig	100	at Missouri State	Sept. 3, 1992	Kelvin Anderson	222	vs. Murray State
Nov. 10, 1973	Richard Attig	120	vs. Missouri S&T	Sept. 12, 1992	Kelvin Anderson	127	at Southern Illinois
Oct. 19, 1974	Anthony Wallace	127	vs. Missouri State	Sept. 26, 1992	Kelvin Anderson	161	vs. Austin Peay
Oct. 26, 1974	Bobby Everage	177	at Missouri Western	Oct. 3, 1992	Kelvin Anderson	124	at Eastern Kentucky
Nov. 2, 1974	Anthony Wallace	128	at Northwest Missouri	Oct. 10, 1992	Kelvin Anderson	125	at Tennessee Tech
Oct. 25, 1975	Jack Gokin	188	vs. Missouri Western	Oct. 31, 1992	Kelvin Anderson	207	vs. UT Martin
Oct. 2, 1976	Jack Gokin	107	vs. Arkansas Tech	Nov. 14, 1992	Kelvin Anderson	180	vs. Illinois State
Oct. 9, 1976	Jack Gokin	119	vs. Central Missouri	Oct. 2, 1993	Kelvin Anderson	101	vs. Morehead State
Sept. 24, 1977	Jack Gokin	130	at Evansville	Oct. 30, 1993	Kelvin Anderson	196	at Austin Peay
Oct. 8, 1977	Jack Gokin	145	at Central Missouri	Nov. 6, 1993	Shane Kennedy	109	vs. Eastern Kentucky
Oct. 15, 1977	Jack Gokin	117	vs. Northwest Missouri	Nov. 13, 1993	Kelvin Anderson	187	vs. Kentucky State
Oct. 15, 1977	Bill White	144	vs. Northwest Missouri	Nov. 20, 1993	Kelvin Anderson	126	vs. Tennessee State
Sept. 30, 1978	Doug Beard	125	vs. Arkansas Tech	Sept. 24, 1994	Kelvin Anderson	112	vs. UT Martin
Nov. 11, 1978	Bill White	106	at Northwest Missouri	Oct. 1, 1994	Kelvin Anderson	131	at Morehead State
Nov. 11, 1978	Mike Wieser	186	at Northwest Missouri	Oct. 15, 1994	Kelvin Anderson	132	at Southern Illinois
Oct. 27, 1979	Ernest Edwards	190	at Lincoln	Sept. 23, 1995	Dione Tyler	149	at Austin Peay
Nov. 10, 1979	Ernest Edwards	142	vs. Northwest Missouri	Oct. 7, 1995	Dione Tyler	100	vs. Tennessee Tech
Sept. 20, 1980	Keith Hubbard	112	vs. Evansville	Oct. 28, 1995	Dione Tyler	144	at UT Martin
Sept. 20, 1980	Marlon Lee	116	vs. Evansville	Nov. 4, 1995	Stanley Parker	130	vs. Morehead State
Oct. 4, 1980	Ernest Edwards	138	vs. Missouri State	Nov. 18, 1995	Dione Tyler	169	vs. Tennessee State
Oct. 25, 1980	Ernest Edwards	146	vs. Lincoln	Oct. 12, 1996	Britt Mirgaux	102	at Tennessee Tech
Oct. 9, 1982	Jim Prestwood	100	at Truman State	Nov. 2, 1996	Britt Mirgaux	103	vs. UT Martin
Oct. 23, 1982	Ed Wachter	126	vs. Lincoln	Aug. 30, 1997	Riki Smith	112	vs. Lambuth
Oct. 30, 1982	Jim Prestwood	105	at Northwest Missouri	Nov. 1, 1997	Aaron Layne	127	at Austin Peay
Oct. 8, 1983	Audwin Hudson	108	vs. Truman State	Nov. 22, 1997	Corey Williams	136	vs. Tennessee State
Oct. 22, 1983	Marvin Johnson	131	at Lincoln	Oct. 31, 1998	Corey Williams	185	vs. Middle Tennessee
Sept. 8, 1984	Brian Brumley	111	vs. Central Arkansas	Sept. 18, 1999	Mike Gross	104	at Murray State
Sept. 14, 1985	Anthony Jackson	104	at Central Arkansas	Nov. 6, 1999	Broderick Benson	125	vs. Eastern Illinois
Oct. 12, 1985	Anthony Jackson	135	vs. Abilene Christian	Nov. 13, 1999	Rashad West	135	vs. Tennessee State
Nov. 9, 1985	Anthony Jackson	117	at Lincoln	Sept. 1, 2001	Curtis Cooper	129	at Eastern Michigan
Nov. 9, 1985	Brian Lattimore	163	at Lincoln	Sept. 15, 2001	Curtis Cooper	194	vs. Missouri State
Sept. 20, 1986	Anthony Jackson	191	at UT Martin	Sept. 29, 2001	Curtis Cooper	146	at Tennessee State
Oct. 18, 1986	Anthony Jackson	147	at Missouri S&T	Oct. 6, 2001	Curtis Cooper	216	vs. UT Martin
Nov. 15, 1986	Anthony Jackson	182	vs. Lincoln	Nov. 11, 2001	Curtis Cooper	129	vs. Quincy
Sept. 5, 1987	Trent Lane	155	vs. Troy	Aug. 29, 2002	Corey Kinsey	180	vs. Arkansas-Monticello
				Sept. 7, 2002	Corey Kinsey	132	at Southern Illinois
				Sept. 14, 2002	Keiki Misipeka	126	at Eastern Michigan
				Sept. 21, 2002	Corey Kinsey	108	at Missouri State

PERFORMANCE LISTS



Sept. 28, 2002	Keiki Misipeka	144	at Middle Tennessee	•	Nov. 17, 2012	Levi Terrell	215	at Murray State
Oct. 26, 2002	Keiki Misipeka	100	at Murray State		Oct. 5, 2013	Lewis Washington	101	at Tennessee State
Oct. 26, 2002	Corey Kinsey	103	at Murray State		Oct. 19, 2013	DeMichael Jackson	126	at Eastern Illinois
Nov. 9, 2002	Corey Kinsey	102	at Eastern Kentucky		Nov. 2, 2013	DeMichael Jackson	112	vs. Urbana
Nov. 16, 2002	Corey Kinsey	101	vs. Samford		Nov. 9, 2013	DeMichael Jackson	104	vs. Tennessee Tech
Sept. 20, 2003	David Taufouu	107	vs. UT Martin		Nov. 16, 2013	DeMichael Jackson	140	at Austin Peay
Nov. 8, 2003	Jamel Oliver	186	vs. Tennessee State		Oct. 4, 2014	Lennies McFerren	115	vs. Tennessee State
Oct. 30, 2004	David Taufouu	127	vs. UT Martin		Oct. 11, 2014	DeMichael Jackson	104	at Murray State
Oct. 22, 2005	Timmy Holloman	155	at Eastern Kentucky		Oct. 25, 2014	Kyle Snyder	116	at Eastern Kentucky
Nov. 21, 2005	Timmy Holloman	181	vs. Murray State		Nov. 8, 2014	DeMichael Jackson	172	at Tennessee Tech
Sept. 9, 2006	John Radney	116	vs. Missouri S&T		Nov. 15, 2014	DeMichael Jackson	122	vs. Austin Peay
Sept. 9, 2006	Timmy Holloman	149	vs. Missouri S&T		Sept. 12, 2015	DeMichael Jackson	186	vs. Southern Illinois
Oct. 28, 2006	Timmy Holloman	212	at Murray State		Sept. 19, 2015	Tremane McCullough	114	at Indiana State
Aug. 30, 2007	Victor Anderson	118	at Cincinnati		Sept. 26, 2015	Tremane McCullough	166	vs. Shorter
Sept. 8, 2007	Timmy Holloman	203	vs. Southwest Baptist		Oct. 3, 2015	Tremane McCullough	220	vs. Murray State
Sept. 15, 2007	Timmy Holloman	141	vs. Indiana State		Oct. 31, 2015	Tremane McCullough	138	vs. Tennessee Tech
Sept. 22, 2007	Timmy Holloman	170	at Samford		Nov. 7, 2015	Tremane McCullough	150	at Austin Peay
Sept. 29, 2007	Timmy Holloman	133	vs. Eastern Illinois		Nov. 21, 2015	Tremane McCullough	101	vs. UT Martin
Oct. 25, 2007	Mike Jones	131	vs. Murray State		Sept. 3, 2016	Will Young	114	at Memphis
Nov. 17, 2007	Elton Peterson	120	vs. Jacksonville State		Sept. 10, 2016	Will Young	100	at Southern Illinois
Sept. 27, 2008	Henry Harris	110	at Indiana State		Oct. 22, 2016	Will Young	102	at Tennessee Tech
Nov. 1, 2008	Timmy Holloman	107	vs. Eastern Kentucky		Oct. 29, 2016	Will Young	154	vs. Austin Peay
Sept. 26, 2009	Mike Jones	101	at UT Martin		Sept. 9, 2017	Marquis Terry	111	at Dayton
Nov. 14, 2009	Mike Jones	113	vs. Murray State		Sept. 30, 2017	Marquis Terry	184	vs. Eastern Kentucky
Sept. 11, 2010	Henry Harris	113	at Murray State		Oct. 14, 2017	Cameron Sanders	102	vs. Tennessee Tech
Sept. 11, 2010	Matt Scheible	134	at Murray State		Nov. 4, 2017	Marquis Terry	154	vs. UT Martin
Sept. 18, 2010	Henry Harris	142	at Southern Illinois		Nov. 11, 2017	Marquis Terry	116	at Tennessee State
Sept. 25, 2010	Henry Harris	196	vs. Tennessee Tech		Sept. 8, 2018	Marquis Terry	202	vs. Dayton
Oct. 2, 2010	Henry Harris	179	at Eastern Illinois		Sept. 15, 2018	Marquis Terry	311	at Southern Illinois
Oct. 9, 2010	Matt Scheible	128	vs. Tennessee State		Oct. 20, 2018	Marquis Terry	101	vs. Jacksonville State
Oct. 9, 2010	Henry Harris	188	vs. Tennessee State		Oct. 27, 2018	Marquis Terry	123	at UT Martin
Oct. 16, 2010	Matt Scheible	116	at Austin Peay		Nov. 3, 2018	Marquis Terry	107	vs. Tennessee State
Oct. 16, 2010	Henry Harris	152	at Austin Peay		Nov. 10, 2018	Marquis Terry	120	at Murray State
Oct. 23, 2010	Henry Harris	109	vs. Eastern Kentucky		Oct. 5, 2019	Zion Custis	117	vs. Tennessee Tech
Nov. 6, 2010	Henry Harris	293	vs. Southwest Baptist		Nov. 2, 2019	Geno Hess	156	at Tennessee State
Nov. 13, 2010	Henry Harris	134	at Jacksonville State		Oct. 30, 2020	Geno Hess	128	at Southern Illinois
Dec. 4, 2010	Henry Harris	108	at Eastern Washington		Oct. 30, 2020	Andrew Bunch	115	at Southern Illinois
Sept. 24, 2011	Levi Terrell	154	at Tennessee Tech		Mar. 14, 2021	Geno Hess	115	vs. Austin Peay
Oct. 1, 2011	Levi Terrell	106	vs. Eastern Illinois		Sept. 2, 2021	Geno Hess	104	vs. Southern Illinois
Oct. 1, 2011	Matt Scheible	161	vs. Eastern Illinois		Sept. 25, 2021	Geno Hess	205	vs. Tennessee State
Nov. 5, 2011	Matt Scheible	112	vs. Central Methodist		Oct. 9, 2021	Geno Hess	116	at Austin Peay
Nov. 12, 2011	Matt Scheible	209	vs. Jacksonville State		Oct. 16, 2021	Geno Hess	176	vs. Murray State
Sept. 8, 2012	Levi Terrell	128	vs. Mars Hill College		Oct. 23, 2021	Geno Hess	137	at UT Martin
Sept. 22, 2012	Levi Terrell	171	vs. Tennessee Tech		Oct. 30, 2021	Geno Hess	107	vs. Eastern Illinois
Sept. 29, 2012	Levi Terrell	146	at Jacksonville State		Nov. 13, 2021	Geno Hess	111	at Murray State
Oct. 13, 2012	Scott Lathrop	145	vs. Tennessee State		Nov. 20, 2021	Shamenski Rucker	110	vs. UT Martin
Oct. 13, 2012	Levi Terrell	110	vs. Tennessee State		Sept. 24, 2022	Geno Hess	123	vs. Central Arkansas
Oct. 20, 2012	Levi Terrell	144	vs. UT Martin		Oct. 1, 2022	Geno Hess	276	at Lindenwood
Oct. 27, 2012	Levi Terrell	137	at Austin Peay		Oct. 22, 2022	Geno Hess	207	at Northwestern State
Oct. 27, 2012	Scott Lathrop	179	at Austin Peay		Nov. 5, 2022	Geno Hess	136	at Tennessee State
Nov. 10, 2012	Scott Lathrop	102	at Eastern Illinois		Nov. 12, 2022	Geno Hess	198	at Eastern Illinois
Nov. 17, 2012	Scott Lathrop	119	at Murray State	•	Nov. 19, 2022	Geno Hess	317	vs. Murray State

SOUTHEAST MISSOURI FOOTBALL NOTES



GARDNER-WEBB
OCTOBER 26

PERFORMANCE LISTS

Nov. 26, 2022	Geno Hess	122	at Montana
Sept. 9, 2023	Geno Hess	115	vs. Lindenwood
Oct. 7, 2023	Geno Hess	122	at Central Arkansas
Oct. 14, 2023	Geno Hess	129	vs. Eastern Illinois
Oct. 28, 2023	Geno Hess	128	at Nicholls
Nov. 4, 2023	Geno Hess	150	vs. Robert Morris
Nov. 18, 2023	Geno Hess	179	at Bryant
Sept. 21, 2024	Payton Brown	124	at Southern Illinois
Sept. 28, 2024	Darrell Smith	127	vs. Northwestern State

100-Yard Receiving Games (Since 1969)

Date	Player	Yards	Opponent
Oct. 4, 1969	Art Miller	211	at Evansville
Oct. 24, 1970	Art Miller	134	at Bradley
Nov. 11, 1972	David Newberry	106	at Missouri S&T
Nov. 18, 1972	David Newberry	116	vs. Central Missouri
Sept. 15, 1973	Ed Slaughter	125	vs. Missouri Southern
Sept. 29, 1973	Ed Slaughter	173	at Evansville
Oct. 13, 1973	Ed Slaughter	138	vs. Truman State
Nov. 9, 1974	Carl Gross	144	vs. Central Missouri
Oct. 25, 1975	Terry Slattery	104	vs. Missouri Western
Nov. 19, 1977	Michael Tindall	118	at Lincoln
Oct. 4, 1980	Doug Beard	152	vs. Missouri State
Nov. 8, 1980	Doug Beard	136	at Missouri S&T
Sept. 24, 1983	Marvin Johnson	111	at Delta State
Oct. 8, 1983	David Stewart	109	vs. Truman State
Sept. 8, 1984	David Jackson	112	vs. Central Arkansas
Sept. 15, 1984	Gregg Parker	105	at Murray State
Oct. 27, 1984	David Jackson	117	at Northwest Missouri
Nov. 10, 1984	David Jackson	165	vs. Lincoln
Oct. 26, 1985	David Jackson	181	vs. Northwest Missouri
Nov. 16, 1985	Ralph Jefferson	103	vs. Truman State
Nov. 16, 1985	Rick Aeilts	107	vs. Truman State
Sept. 19, 1987	Lorenzo Gathers	112	vs. UT Martin
Oct. 24, 1987	Lorenzo Gathers	131	at Southwest Baptist
Sept. 10, 1988	Lorenzo Gathers	130	vs. Murray State
Oct. 8, 1988	Rick Aeilts	102	at Truman State
Oct. 22, 1988	Lorenzo Gathers	162	vs. Missouri S&T
Nov. 12, 1988	Rick Aeilts	119	vs. Southwest Baptist
Sept. 16, 1989	Farron Harley	103	vs. Mississippi College
Sept. 30, 1989	Farron Harley	139	vs. Pittsburg State
Oct. 21, 1989	Darrell Philon	157	at Truman State
Nov. 4, 1989	Darrell Philon	108	at Central Missouri
Nov. 11, 1989	Farron Harley	178	vs. Lincoln
Sept. 29, 1990	Ches Salyer	119	at Pittsburg State
Oct. 13, 1990	Darrell Philon	142	at Washburn
Oct. 27, 1990	Ches Salyer	116	at Missouri Western
Nov. 3, 1990	Ches Salyer	139	vs. Central Missouri
Aug. 31, 1991	Darrell Philon	160	vs. Southern Illinois
Sept. 28, 1991	Darrell Philon	109	at Austin Peay
Oct. 12, 1991	Aaron Layton	101	vs. Tennessee Tech

Oct. 19, 1991	Darrell Philon	119	vs. Tennessee State
Oct. 24, 1992	Aaron Layton	158	vs. Middle Tennessee
Nov. 7, 1992	Aaron Layton	144	at Morehead State
Nov. 14, 1992	Aaron Layton	153	vs. Illinois State
Nov. 21, 1992	Glenn Krupa	117	at Tennessee State
Oct. 7, 1995	Renaldo Lampkins	116	vs. Tennessee Tech
Nov. 15, 1997	Mitch Fryer	125	vs. Southern Illinois
Oct. 30, 1999	John Borne	118	at UT Martin
Nov. 13, 1999	John Borne	106	vs. Tennessee State
Sept. 9, 2000	Leslie Weaver	153	at Southern Illinois
Nov. 18, 2000	Leslie Weaver	126	at Tennessee State
Sept. 1, 2001	Willie Ponder	120	at Eastern Michigan
Sept. 8, 2001	Willie Ponder	121	at Southern Illinois
Sept. 8, 2001	Adrian Sanders	190	at Southern Illinois
Sept. 15, 2001	Willie Ponder	170	vs. Missouri State
Sept. 22, 2001	Willie Ponder	175	at Illinois State
Sept. 29, 2001	Willie Ponder	108	at Tennessee State
Oct. 20, 2001	Willie Ponder	110	vs. Murray State
Nov. 10, 2001	Adrian Sanders	103	vs. Quincy
Nov. 10, 2001	Willie Ponder	106	vs. Quincy
Aug. 29, 2002	Willie Ponder	103	vs. Arkansas-Monticello
Sept. 7, 2002	Willie Ponder	101	at Southern Illinois
Sept. 14, 2002	Chris NesSmith	114	at Eastern Michigan
Sept. 14, 2002	Willie Ponder	121	at Eastern Michigan
Sept. 21, 2002	Willie Ponder	137	at Missouri State
Oct. 5, 2002	Tarik Simpson	103	vs. Tennessee State
Oct. 5, 2002	Willie Ponder	121	vs. Tennessee State
Oct. 12, 2002	Willie Ponder	104	at UT Martin
Oct. 12, 2002	Tarik Simpson	118	at UT Martin
Oct. 19, 2002	Willie Ponder	153	vs. Eastern Illinois
Nov. 9, 2002	Willie Ponder	185	at Eastern Kentucky
Nov. 16, 2002	Tarik Simpson	115	vs. Samford
Nov. 16, 2002	Willie Ponder	195	vs. Samford
Sept. 20, 2003	Jamel Oliver	110	vs. Missouri State
Sept. 27, 2003	Anthony Gilliam	104	at Samford
Oct. 4, 2003	Ray Goodson	108	vs. Eastern Illinois
Oct. 18, 2003	Brandon Amick	111	at Eastern Kentucky
Nov. 22, 2003	Brandon Amick	156	vs. Jacksonville State
Sept. 11, 2004	Brian Matthews	115	at Bowling Green
Sept. 18, 2004	Ray Goodson	104	at Central Michigan
Oct. 2, 2004	T.J. Milcic	145	at Eastern Illinois
Sept. 29, 2005	Samora Goodson	127	at Samford
Nov. 5, 2005	T.J. Milcic	117	at UT Martin
Nov. 19, 2005	T.J. Milcic	114	at Tennessee Tech
Nov. 3, 2007	Miles Edwards	131	vs. Austin Peay
Aug. 28, 2008	Miles Edwards	204	vs. Southwest Baptist
Oct. 4, 2008	Walter Peoples	110	at Jacksonville State
Nov. 1, 2008	Walter Peoples	154	vs. Eastern Kentucky
Nov. 14, 2009	Chantae Ahamefule	150	vs. Murray State
Sept. 11, 2010	Miles Edwards	100	at Murray State
Sept. 24, 2011	D.J. Foster	115	at Tennessee Tech
Oct. 15, 2011	Spencer Davis	116	at Eastern Kentucky

PERFORMANCE LISTS

GARDNER
OCTOBER 19

Sept. 22, 2012	D.J. Foster	101	vs. Tennessee Tech	Oct. 5, 2024	Tristan Smith	124	at Eastern Illinois
Sept. 21, 2013	Paul McRoberts	133	vs. Southern Illinois	Oct. 5, 2024	Dorian Anderson	109	at Eastern Illinois
Oct. 12, 2013	D.J. Foster	109	vs. Murray State	Oct. 12, 2024	Cam Pedro	111	vs. Tennessee Tech
Nov. 2, 2013	Peter Lloyd	109	vs. Urbana	250-Yard Passing Games (Since 1973)			
Sept. 6, 2014	Paul McRoberts	173	at Kansas	Date	Player	Yards	Opponent
Sept. 27, 2014	Peter Lloyd	179	at UT Martin	Oct. 13, 1973	Lance Brune	301	vs. Truman State
Oct. 25, 2014	Peter Lloyd	104	at Eastern Kentucky	Nov. 17, 1973	Lance Brune	271	at Central Missouri
Nov. 15, 2014	Paul McRoberts	117	vs. Austin Peay	Sept. 1, 1979	Joe Young	253	vs. Murray State
Nov. 15, 2014	Spencer Davis	102	vs. Austin Peay	Oct. 4, 1980	Joe Young	323	vs. Missouri State
Nov. 22, 2014	Paul McRoberts	135	vs. Jacksonville State	Oct. 16, 1982	Jim Prestwood	282	vs. Northern Iowa
Sept. 19, 2015	Paul McRoberts	100	at Indiana State	Sept. 24, 1983	Jim Prestwood	287	at Delta State
Oct. 3, 2015	Paul McRoberts	169	vs. Murray State	Oct. 26, 1985	Jeff Brown	333	vs. Northwest Missouri
Oct. 10, 2015	Paul McRoberts	132	at Eastern Illinois	Nov. 16, 1985	Jeff Brown	372	vs. Truman State
Nov. 14, 2015	Tremane McCullough	104	at Jacksonville State	Aug. 30, 1986	Jeff Brown	307	at Mississippi College
Nov. 21, 2015	Paul McRoberts	127	vs. UT Martin	Sept. 27, 1986	Jeff Brown	296	vs. Delta State
Sept. 10, 2016	Adrian Davis	103	at Southern Illinois	Sept. 26, 1987	Jeff Brown	273	at Delta State
Oct. 8, 2016	Tremane McCullough	103	at Eastern Kentucky	Oct. 24, 1987	Jeff Brown	304	at Southwest Baptist
Oct. 22, 2016	Kristian Wilkerson	116	at Tennessee Tech	Oct. 8, 1988	Jim Eustice	266	at Truman State
Nov. 12, 2016	Kristian Wilkerson	131	at UT Martin	Nov. 12, 1988	Jim Eustice	277	vs. Southwest Baptist
Sept. 9, 2017	Trevon Billington	135	at Dayton	Sept. 30, 1989	Jim Eustice	273	vs. Pittsburg State
Sept. 23, 2017	Kristian Wilkerson	134	at Eastern Illinois	Oct. 21, 1989	Jim Eustice	339	at Truman State
Oct. 14, 2017	Kristian Wilkerson	109	vs. Tennessee Tech	Oct. 28, 1989	Jim Eustice	275	vs. Missouri Western
Sept. 8, 2018	Zack Smith	122	vs. Dayton	Nov. 11, 1989	Jim Eustice	268	vs. Lincoln
Oct. 6, 2018	Jerrick Orr	121	at Tennessee Tech	Sept. 1, 1990	Jason Liley	266	vs. Southwest Baptist
Oct. 6, 2018	Colby Cornett	115	at Tennessee Tech	Sept. 22, 1990	Jason Liley	316	vs. Northwest Missouri
Oct. 13, 2018	Jerrick Orr	163	vs. Austin Peay	Sept. 29, 1990	Jason Liley	349	at Pittsburg State
Oct. 27, 2018	Kristian Wilkerson	263	at UT Martin	Oct. 13, 1990	Jason Liley	307	at Washburn
Nov. 3, 2018	Kristian Wilkerson	129	vs. Tennessee State	Oct. 27, 1990	Jason Liley	359	at Missouri Western
Aug. 29, 2019	Kristian Wilkerson	146	vs. Southern Illinois	Nov. 3, 1990	Jason Liley	261	vs. Central Missouri
Oct. 5, 2019	Kristian Wilkerson	124	vs. Tennessee Tech	Aug. 31, 1991	Jason Liley	256	vs. Southern Illinois
Oct. 12, 2019	Kristian Wilkerson	122	at Austin Peay	Sept. 28, 1991	Jason Liley	275	at Austin Peay
Oct. 19, 2019	Kristian Wilkerson	129	at Jacksonville State	Oct. 12, 1991	Eric Cohoon	283	vs. Tennessee Tech
Oct. 26, 2019	Aaron Alston	101	vs. UT Martin	Oct. 19, 1991	Eric Cohoon	250	vs. Tennessee State
Nov. 2, 2019	Kristian Wilkerson	111	at Tennessee State	Sept. 12, 1992	Jason Liley	270	at Southern Illinois
Nov. 9, 2019	Kristian Wilkerson	254	Eastern Kentucky	Sept. 26, 1992	Jason Liley	256	vs. Austin Peay
Feb. 28, 2021	Johnny King	115	at Eastern Illinois	Oct. 24, 1992	Jason Liley	288	vs. Middle Tennessee
Mar. 28, 2021	Zack Smith	173	vs. Tennessee Tech	Nov. 14, 1992	Jason Liley	317	vs. Illinois State
Sept. 10, 2022	Ryan Flournoy	145	at Southern Illinois	Oct. 7, 1995	Shane Kennedy	314	vs. Tennessee Tech
Sept. 10, 2022	Johnny King	125	at Southern Illinois	Oct. 30, 1999	Rashad West	260	at UT Martin
Oct. 1, 2022	Johnny King	126	at Lindenwood	Sept. 8, 2001	Jeromy McDowell	391	at Southern Illinois
Oct. 8, 2022	Ryan Flournoy	101	vs. Tennessee Tech	Sept. 15, 2001	Jeromy McDowell	322	vs. Missouri State
Oct. 29, 2022	Ryan Flournoy	256	vs. Eastern Kentucky	Oct. 20, 2001	Jeromy McDowell	303	vs. Murray State
Nov. 26, 2022	Ryan Flournoy	161	at Montana	Sept. 14, 2002	Jack Tomco	298	at Eastern Michigan
Sept. 9, 2023	Damorie Vick	101	vs. Lindenwood	Sept. 21, 2002	Jack Tomco	297	at Missouri State
Sept. 23, 2023	Damorie Vick	135	at Eastern Kentucky	Oct. 5, 2002	Jack Tomco	300	vs. Tennessee State
Oct. 21, 2023	Ryan Flournoy	203	at Tennessee Tech	Oct. 12, 2002	Jack Tomco	429	at UT Martin
Nov. 11, 2023	Ryan Flournoy	112	at UT Martin	Oct. 19, 2002	Jack Tomco	260	vs. Eastern Illinois
Aug. 31, 2024	Dorian Anderson	115	at New Mexico State	Nov. 9, 2002	Jack Tomco	283	at Eastern Kentucky
Sept. 7, 2024	Dorian Anderson	127	vs. UT Martin	Nov. 16, 2002	Jack Tomco	358	vs. Samford
Sept. 7, 2024	Cam Pedro	126	vs. UT Martin	Sept. 27, 2003	Jack Tomco	291	at Samford
Sept. 21, 2024	Dorian Anderson	111	at Southern Illinois				
Sept. 21, 2024	Tristan Smith	109	at Southern Illinois				



GARDNER-WEBB
OCTOBER 26

PERFORMANCE LISTS

Oct. 18, 2003	Jack Tomco	352	at Eastern Kentucky
Nov. 15, 2003	Jack Tomco	353	at Tennessee Tech
Nov. 22, 2003	Andrew Goodenough	407	vs. Jacksonville State
Sept. 11, 2004	Andrew Goodenough	269	at Bowling Green
Sept. 18, 2004	Andrew Goodenough	304	at Central Michigan
Sept. 25, 2004	Andrew Goodenough	327	vs. Samford
Oct. 2, 2004	Andrew Goodenough	321	at Eastern Illinois
Oct. 16, 2004	Andrew Goodenough	339	vs. Eastern Kentucky
Oct. 23, 2004	Andrew Goodenough	263	at Murray State
Nov. 6, 2004	Andrew Goodenough	292	at Tennessee State
Nov. 13, 2004	Andrew Goodenough	250	vs. Tennessee Tech
Sept. 10, 2005	Mike Haley	275	at Kent State
Nov. 19, 2005	Mike Haley	285	at Tennessee Tech
Oct. 27, 2007	Houston Lillard	252	at UT Martin
Nov. 3, 2007	Houston Lillard	265	vs. Austin Peay
Aug. 28, 2008	Houston Lillard	387	vs. Southwest Baptist
Sept. 20, 2008	Houston Lillard	331	vs. Missouri State
Sept. 6, 2014	Kyle Snyder	269	at Kansas
Sept. 27, 2014	Kyle Snyder	269	at UT Martin
Nov. 15, 2014	Kyle Snyder	334	vs. Austin Peay
Sept. 24, 2016	Jesse Hosket	257	at Murray State
Oct. 8, 2016	Jesse Hosket	291	at Eastern Kentucky
Sept. 9, 2017	Jesse Hosket	251	at Dayton
Oct. 21, 2017	Jesse Hosket	348	at Austin Peay
Sept. 8, 2018	Daniel Santacaterina	269	vs. Dayton
Oct. 6, 2018	Daniel Santacaterina	395	at Tennessee Tech
Oct. 13, 2018	Daniel Santacaterina	344	vs. Austin Peay
Oct. 27, 2018	Daniel Santacaterina	386	at UT Martin
Nov. 3, 2018	Daniel Santacaterina	306	vs. Tennessee State
Sept. 21, 2019	Daniel Santacaterina	279	vs. West Virginia State
Nov. 2, 2019	Daniel Santacaterina	291	at Tennessee State
Nov. 9, 2019	Daniel Santacaterina	295	vs. Eastern Kentucky
Feb. 28, 2021	Andrew Bunch	302	at Eastern Illinois
Mar. 28, 2021	Andrew Bunch	259	vs. Tennessee Tech
Sept. 10, 2022	Paxton DeLaurent	332	at Southern Illinois
Sept. 17, 2022	Paxton DeLaurent	309	vs. Nicholls
Sept. 24, 2022	Paxton DeLaurent	252	vs. Central Arkansas
Oct. 1, 2022	Paxton DeLaurent	312	at Lindenwood
Oct. 8, 2022	Paxton DeLaurent	266	vs. Tennessee Tech
Oct. 29, 2022	Paxton DeLaurent	375	vs. Eastern Kentucky
Nov. 26, 2022	Paxton DeLaurent	277	at Montana
Sept. 9, 2023	Paxton DeLaurent	267	vs. Lindenwood
Sept. 16, 2023	Paxton DeLaurent	251	vs. Southern Illinois
Sept. 23, 2023	Paxton DeLaurent	358	at Eastern Kentucky
Oct. 7, 2023	Paxton DeLaurent	262	at Central Arkansas
Oct. 14, 2023	Paxton DeLaurent	257	vs. Eastern Illinois
Aug. 31, 2024	Paxton DeLaurent	295	at New Mexico State
Sept. 7, 2024	Paxton DeLaurent	376	vs. UT Martin
Sept. 21, 2024	Paxton DeLaurent	301	at Southern Illinois
Oct. 5, 2024	Paxton DeLaurent	364	at Eastern Illinois
Oct. 12, 2024	Paxton DeLaurent	418	vs. Tennessee Tech
Oct. 19, 2024	Paxton DeLaurent	335	at Charleston Southern

Top 20 Single-Game Rushing Yards

Date	Player	Yards	Opponent
Nov. 19, 2022	Geno Hess	317	vs. Murray State
Sept. 15, 2018	Marquis Terry	311	at Southern Illinois
Nov. 6, 2010	Henry Harris	293	vs. Southwest Baptist
Oct. 1, 2022	Geno Hess	276	at Lindenwood
Nov. 8, 1969	Al Holmes	254	vs. Truman State
Sept. 23, 1989	Brian Lattimore	241	at Northwest Missouri
Sept. 3, 1992	Kelvin Anderson	222	vs. Murray State
Oct. 3, 2015	Tremane McCullough	220	vs. Murray State
Oct. 6, 2001	Curtis Cooper	216	vs. UT Martin
Oct. 28, 2006	Timmy Holloman	212	at Murray State
Nov. 12, 2011	Matt Scheible	209	vs. Jacksonville State
Oct. 22, 2022	Geno Hess	207	at Northwestern State
Oct. 31, 2002	Kelvin Anderson	207	vs. UT Martin
Sept. 25, 2021	Geno Hess	205	vs. Tennessee State
Sept. 8, 2007	Timmy Holloman	203	vs. Southwest Baptist
Sept. 8, 2018	Marquis Terry	202	vs. Dayton
Nov. 12, 2022	Geno Hess	198	at Eastern Illinois
Sept. 25, 2010	Henry Harris	196	vs. Tennessee Tech
Oct. 30, 1993	Kelvin Anderson	196	at Austin Peay
Sept. 15, 2001	Curtis Cooper	194	vs. Missouri State

Top 20 Single-Game Receiving Yards

Date	Player	Yards	Opponent
Oct. 27, 2018	Kristian Wilkerson	263	at UT Martin
Oct. 29, 2022	Ryan Flournoy	256	vs. Eastern Kentucky
Nov. 9, 2019	Kristian Wilkerson	254	vs. Eastern Kentucky
Oct. 4, 1969	Art Miller	211	at Evansville
Aug. 28, 2008	Miles Edwards	204	vs. Southwest Baptist
Oct. 21, 2023	Ryan Flournoy	203	at Tennessee Tech
Nov. 16, 2002	Willie Ponder	195	vs. Samford
Sept. 8, 2001	Adrian Sanders	190	at Southern Illinois
Nov. 9, 2002	Willie Ponder	185	at Eastern Kentucky
Oct. 26, 1985	David Jackson	181	vs. Northwest Missouri
Sept. 27, 2014	Peter Lloyd	179	at UT Martin
Nov. 11, 1989	Farron Harley	178	vs. Lincoln
Sept. 22, 2001	Willie Ponder	175	at Illinois State
Mar. 28, 2021	Zack Smith	173	vs. Tennessee Tech
Sept. 6, 2014	Paul McRoberts	173	at Kansas
Sept. 29, 1973	Ed Slaughter	173	at Evansville
Sept. 15, 2001	Willie Ponder	170	vs. Missouri State
Oct. 3, 2015	Paul McRoberts	169	vs. Murray State
Nov. 10, 1984	David Jackson	165	vs. Lincoln
Oct. 13, 2018	Jerrick Orr	163	vs. Austin Peay

PERFORMANCE LISTS

GARDNER
OCTOBER 19

Top 20 Single-Game Passing Yards

Date	Player	Yards	Opponent
Oct. 12, 2002	Jack Tomco	429	at UT Martin
Oct. 12, 2024	Paxton DeLaurent	418	vs. Tennessee Tech
Nov. 22, 2003	Andrew Goodenough	407	vs. Jacksonville State
Oct. 6, 2018	Daniel Santacaterina	395	at Tennessee Tech
Sept. 8, 2001	Jeromy McDowell	391	at Southern Illinois
Aug. 28, 2008	Houston Lillard	387	vs. Southwest Baptist
Oct. 27, 2018	Daniel Santacaterina	386	at UT Martin
Sept. 7, 2024	Paxton DeLaurent	376	vs. UT Martin
Oct. 29, 2022	Paxton DeLaurent	375	vs. Eastern Kentucky
Nov. 16, 1985	Jeff Brown	372	vs. Truman State
Oct. 5, 2024	Paxton DeLaurent	364	at Eastern Illinois
Oct. 27, 1990	Jason Liley	359	at Missouri Western
Sept. 23, 2023	Paxton DeLaurent	358	at Eastern Kentucky
Nov. 16, 2002	Jack Tomco	358	vs. Samford
Nov. 15, 2003	Jack Tomco	353	at Tennessee Tech
Oct. 18, 2003	Jack Tomco	352	at Eastern Kentucky
Sept. 29, 1990	Jason Liley	349	at Pittsburg State
Oct. 21, 2017	Jesse Hosket	348	at Austin Peay
Oct. 13, 2018	Daniel Santacaterina	344	vs. Austin Peay
Oct. 16, 2004	Andrew Goodenough	339	vs. Eastern Kentucky

Longest Rushing Plays

Date	Player	Yards	Opponent
Oct. 5, 2013	Lewis Washington	99 (TD)	at Tennessee State
Sept. 3, 1992	Kelvin Anderson	96 (TD)	vs. Murray State
Sept. 8, 2018	Marquis Terry	95 (TD)	vs. Dayton
Oct. 1, 2022	Geno Hess	84 (TD)	at Lindenwood
Nov. 8, 2003	Jamel Oliver	82 (TD)	vs. Tennessee State
Oct. 31, 2015	Tremane McCullough	81 (TD)	vs. Tennessee Tech
Sept. 19, 2015	Tay Bender	80 (TD)	at Indiana State
Oct. 25, 2003	Chaun Tate	80 (TD)	vs. Murray State
Sept. 28, 2002	Keiki Misipeka	78 (TD)	at Middle Tennessee
Sept. 30, 2017	Cameron Sanders	77 (TD)	vs. Eastern Kentucky
Oct. 28, 2006	Timmy Holloman	76 (TD)	at Murray State
Sept. 18, 2021	Q'Nairies Anderson	75 (TD)	at Missouri
Nov. 6, 1999	Broderick Benson	75 (TD)	vs. Eastern Illinois
Sept. 15, 2018	Marquis Terry	74 (TD)	at Southern Illinois
Nov. 19, 2022	Geno Hess	73 (TD)	vs. Murray State
Nov. 2, 2019	Geno Hess	73 (TD)	at Tennessee State
Oct. 1, 2011	Matt Scheible	71 (TD)	vs. Eastern Illinois

Longest Receptions

Date	Player	Yards	Opponent
Oct. 8, 1983	David Stewart	94 (TD)	vs. Truman State
Nov. 10, 2001	Adrian Sanders	93	vs. Quincy
Oct. 21, 2023	Ryan Flournoy	89 (TD)	at Tennessee Tech
Oct. 15, 2011	Spencer Davis	82	at Eastern Kentucky
Oct. 19, 2019	Kristian Wilkerson	80 (TD)	at Jacksonville State
Aug. 28, 2008	Miles Edwards	80 (TD)	vs. Southwest Baptist
Nov. 5, 2005	T.J. Milcic	80 (TD)	at UT Martin
Sept. 22, 2001	Willie Ponder	80 (TD)	at Illinois State
Oct. 12, 2013	D.J. Foster	78 (TD)	vs. Murray State
Nov. 22, 2003	Brandon Amick	76	vs. Jacksonville State
Nov. 11, 2023	Ryan Flournoy	75 (TD)	at UT Martin
Sept. 21, 2013	Paul McRoberts	75 (TD)	vs. Southern Illinois
Nov. 14, 2009	Chantae Ahamefule	75 (TD)	vs. Murray State
Apr. 3, 2021	Rashaan Palmer	74 (TD)	at UT Martin
Sept. 8, 2018	Zack Smith	73 (TD)	vs. Dayton
Oct. 30, 2004	Antonio Scaife	73	vs. UT Martin
Oct. 24, 1998	Corey Williams	73 (TD)	at Missouri State

Longest Kickoff Returns

Date	Player	Yards	Opponent
Nov. 14, 2015	Cameron Sanders	99 (TD)	at Jacksonville State
Sept. 24, 2022	Dalyn McDonald	97 (TD)	vs. Central Arkansas
Nov. 17, 2018	Zion Custis	97 (TD)	vs. Eastern Illinois
Oct. 12, 1985	David Jackson	97 (TD)	vs. Abilene Christian
Nov. 3, 1979	Keith Hubbard	96 (TD)	vs. Truman State
Sept. 23, 2017	Cameron Sanders	93 (TD)	at Eastern Illinois
Oct. 29, 2016	Cameron Sanders	93 (TD)	vs. Austin Peay
Oct. 19, 2013	Spencer Davis	93 (TD)	at Eastern Illinois
Nov. 6, 2004	Romae Rucker	85 (TD)	at Tennessee State
Oct. 30, 2021	Shabari Davis	86 (TD)	vs. Eastern Illinois
Sept. 27, 2008	Jacob McKinley	85	at Indiana State
Sept. 3, 2009	Jacob McKinley	80	vs. Quincy
Sept. 23, 2000	Curtis Cooper	79	vs. Western Kentucky
Oct. 16, 2010	Henry Harris	71	at Austin Peay



GARDNER-WEBB
OCTOBER 26

PERFORMANCE LISTS

Longest Punt Returns

Date	Player	Yards	Opponent
1962	Lyman Brown	86 (TD)	vs. Northwest Missouri
Sept. 22, 2001	Curtis Cooper	70 (TD)	at Illinois State
Oct. 31, 2015	Paul McRoberts	69 (TD)	vs. Tennessee Tech
Sept. 9, 2000	Curtis Cooper	66 (TD)	at Southern Illinois
Oct. 28, 2023	Dalyn McDonald	65 (TD)	at Nicholls
Aug. 28, 2014	Spencer Davis	61	vs. Missouri Baptist
Nov. 1, 2003	Antonio Scaife	58	at UT Martin
Sept. 7, 2019	Zack Smith	52	at Montana State
Nov. 16, 2019	Shabari Davis	46 (TD)	at Eastern Illinois
Sept. 6, 2003	Antonio Scaife	45	vs. Southern Illinois
Oct. 5, 2002	Chris NesSmith	44 (TD)	vs. Tennessee State

Longest Interception Returns

Date	Player	Yards	Opponent
Sept. 22, 2012	Branden Spann	100 (TD)	vs. Tennessee Tech
Sept. 8, 2007	Eddie Calvin	100 (TD)	vs. Southwest Baptist
Nov. 10, 2018	Justin Swift	76 (TD)	at Murray State
Oct. 12, 2024	Slade Dollar	74	vs. Tennessee Tech
Sept. 9, 2023	Henry Pickens III	72 (TD)	vs. Lindenwood
Oct. 10, 2009	Bryan Blanfort	69 (TD)	vs. Austin Peay
Oct. 16, 2010	Tylor Brock	67	at Austin Peay
Sept. 17, 2005	Kellin White	64 (TD)	at Missouri State
Sept. 8, 2012	Tylor Brock	64	vs. Mars Hill College
Oct. 25, 2014	DeMichael Jackson, Travis Sanders, David Coley	63	at Eastern Kentucky
Sept. 9, 2006	Todshon Jones	63	vs. Missouri S&T
Aug. 28, 2008	Eddie Calvin	62	vs. Southwest Baptist
Nov. 23, 2019	Zach Hall	61 (TD)	vs. Murray State
Oct. 30, 2004	Kellin White	61 (TD)	vs. UT Martin

Longest Fumble Returns

Date	Player	Yards	Opponent
Oct. 27, 2012	Branden Spann	98 (TD)	at Austin Peay
Sept. 16, 2000	Rodney Woodall	80 (TD)	vs. Illinois State
Aug. 31, 1995	Greg Klund	80 (TD)	vs. Southern Illinois
Oct. 5, 2013	Cantrell Andrews	68 (TD)	at Tennessee State
Nov. 10, 2018	Justin Swift	60 (TD)	at Murray State
Dec. 4, 2010	Taylor West	59	at Eastern Washington
Nov. 4, 2023	Bryce Norman	46 (TD)	vs. Robert Morris
Nov. 10, 2007	Victor Anderson	45 (TD)	at Missouri State
Sept. 27, 2003	Brandon Bohnert	45	at Samford
Nov. 10, 2007	Nick Stauffer	44	at Missouri State
Sept. 7, 2013	Cantrell Andrews	43	at Ole Miss
Sept. 12, 1998	Jeremy Atwell	39 (TD)	vs. Indiana State
Dec. 1, 2018	Demarcus Rogers	33 (TD)	at Weber State
Aug. 29, 2002	Nate Johnston	33	vs. Arkansas-Monticello
Sept. 17, 2011	Ben Kargbo	24	at Purdue
Nov. 12, 2005	Justin Komondoreas	23	vs. Tennessee State

Longest Punts

Date	Player	Yards	Opponent
Oct. 4, 2003	David Simonhoff	83	vs. Eastern Illinois
Oct. 30, 2004	David Simonhoff	82	vs. UT Martin
Sept. 29, 2005	David Simonhoff	80	at Samford
Oct. 14, 2017	Jake Reynolds	78	vs. Tennessee Tech
Oct. 30, 2021	Zach Haynes	76	vs. Eastern Illinois
Oct. 14, 2006	David Simonhoff	75	at Arkansas
Oct. 23, 2004	David Simonhoff	74	at Murray State
Nov. 10, 2007	Doug Spada	73	at Missouri State
Sept. 25, 2004	David Simonhoff	73	vs. Samford
Nov. 12, 2011	Joe Vucic	72	vs. Jacksonville State
Oct. 20, 2018	Jake Reynolds	71	vs. Jacksonville State
Sept. 9, 2006	David Simonhoff	71	vs. Missouri S&T
Oct. 30, 2004	David Simonhoff	71	vs. UT Martin
Oct. 2, 2004	David Simonhoff	71	at Eastern Illinois

**Longest Field Goals**

Date	Player	Yards	Opponent
1975	Mike Wood	61	vs. Lincoln
Sept. 7, 2019	Kendrick Tiller	55	at Montana State
Oct. 4, 2014	Ryan McCrum	55	vs. Tennessee State
Oct. 22, 2022	DC Pippin	54	at Northwestern State
Sept. 20, 2014	Ryan McCrum	54	vs. Southeastern La.
Aug. 31, 2024	DC Pippin	53	at New Mexico State
Sept. 2, 2010	Drew Geldbach	53	at Ball State
Sept. 26, 2009	Doug Spada	53	at UT Martin
Oct. 11, 2014	Ryan McCrum	52	at Murray State
Oct. 22, 2016	Ryan McCrum	51	at Tennessee Tech
Oct. 18, 2014	Ryan McCrum	51	vs. Eastern Illinois
Nov. 6, 2004	Derek Kutz	51	at Tennessee State
Sept. 10, 2022	DC Pippin	50	at Southern Illinois
Oct. 8, 2016	Ryan McCrum	50	at Eastern Kentucky
Oct. 31, 2015	Ryan McCrum	50	vs. Tennessee Tech
Oct. 29, 2011	Drew Geldbach	50	at UT Martin
Oct. 20, 2007	Doug Spada	50	vs. Murray State

Tackles

Date	Player	Tackles	Opponent
Oct. 16, 1982	Wayne James	27	vs. Northern Iowa
Oct. 24, 1987	Ken Miller	23	at Southwest Baptist
Sept. 1, 2018	Zach Hall	22	at Arkansas State
Sept. 12, 1992	Joe Divis	22	at Southern Illinois
Oct. 25, 2008	Nick Stauffer	21	vs. Tennessee State
Nov. 8, 2008	Nick Stauffer	20	at Murray State
Sept. 29, 2007	Adam Casper	20	vs. Eastern Illinois
Oct. 7, 2006	Adam Casper	20	at Eastern Illinois
Oct. 28, 2000	Ricky Farmer	20	vs. UT Martin
Sept. 16, 2000	Isaac Powell	20	vs. Illinois State
Sept. 9, 2000	Joe Williams	20	at Southern Illinois

Passing Attempts

Date	Player	Attempts	Opponent
Sept. 7, 2024	Paxton DeLaurent	63	vs. UT Martin
Sept. 10, 2005	Mike Haley	61	at Kent State
Oct. 16, 2004	Andrew Goodenough	57	vs. Eastern Kentucky
Oct. 19, 2024	Paxton DeLaurent	55	at Charleston Southern
Nov. 6, 2004	Andrew Goodenough	54	at Tennessee State
Sept. 18, 2004	Andrew Goodenough	50	at Central Michigan
Nov. 26, 2022	Paxton DeLaurent	49	at Montana
Oct. 2, 2004	Andrew Goodenough	49	at Eastern Illinois
Nov. 13, 2004	Andrew Goodenough	48	vs. Tennessee Tech
Nov. 19, 2005	Mike Haley	47	at Tennessee Tech
Nov. 11, 2000	Rashad West	47	at Missouri State
Oct. 12, 2024	Paxton DeLaurent	46	vs. Tennessee Tech
Oct. 7, 2023	Paxton DeLaurent	46	at Central Arkansas

Sept. 16, 2023	Paxton DeLaurent	46	vs. Southern Illinois
Oct. 29, 2022	Paxton DeLaurent	46	vs. Eastern Kentucky

Rushing Attempts

Date	Player	Attempts	Opponent
Oct. 30, 1993	Kelvin Anderson	40	at Austin Peay
Mar. 14, 2021	Geno Hess	37	vs. Austin Peay
Nov. 6, 2010	Henry Harris	35	vs. Southwest Baptist
Oct. 16, 2010	Henry Harris	35	at Austin Peay
Nov. 17, 2007	Elton Peterson	33	vs. Jacksonville State
Sept. 15, 2007	Timmy Holloman	33	vs. Indiana State
Sept. 25, 2010	Henry Harris	32	vs. Tennessee Tech
Sept. 28, 2024	Darrell Smith	31	vs. Northwestern State
Sept. 30, 2017	Marquis Terry	31	vs. Eastern Kentucky
Oct. 29, 2005	Timmy Holloman	31	vs. Murray State
Oct. 22, 2005	Timmy Holloman	31	at Eastern Kentucky
Oct. 6, 2001	Curtis Cooper	31	vs. UT Martin

Longest Return on Blocked Field Goal

Date	Player	Yards	Opponent
Oct. 20, 2018	Bydarrius Knighten	85 (TD)	vs. Jacksonville State



GARDNER-WEBB
OCTOBER 26

RECORD BOOK

Passing Yards (Career)

1. Paxton DeLaurent, 2022-pr.	6,898
2. Jason Liley, 1989-92	6,179
3. Jeff Brown, 1983-87	5,853
4. Daniel Santacaterina, 2018-19	5,291
5. Jack Tomco, 2002-03	4,946
6. Matt Scheible, 2008-11	4,841
7. Lance Brune, 1970-73	4,808
8. Greg Brune, 1964-67	4,210
9. Jesse Hosket, 2016-17	4,155
10. Bobby Brune, 1998-01	4,124

Pass Completions (Career)

1. Paxton DeLaurent, 2022-pr.	586
2. Jason Liley, 1989-92	530
3. Jeff Brown, 1983-87	445
4. Daniel Santacaterina, 2018-19	424
5. Matt Scheible, 2008-11	417
6. Jack Tomco, 2002-03	386

Pass Completion Percentage (Career)

Minimum 150 Attempts

1. Jack Tomco, 2002-03	62.2
2. Paxton DeLaurent, 2022-pr.	62.1
3. Dante Vandeven, 2015-16	61.4
4. Eric Cohoon, 1990-91	60.7
5. Andrew Goodenough, 2003-04	60.2
6. Jason Liley, 1989-92	58.2
7. Daniel Santacaterina, 2018-19	58.1
8. Kyle Snyder, 2013-14	57.6
9. Bobby Brune, 1998-01	57.3
10. Houston Lillard, 2006-08	57.2

Pass Attempts (Career)

1. Paxton DeLaurent, 2022-pr.	943
2. Jason Liley, 1989-92	911
3. Jeff Brown, 1983-87	833
4. Matt Scheible, 2008-11	791
5. Lance Brune, 1970-73	773
6. Daniel Santacaterina, 2018-19	730
7. Jesse Hosket, 2016-17	690
8. Jack Tomco, 2002-03	621
9. Bobby Brune, 1998-01	613
10. Shane Kennedy, 1992-95	592

Most Touchdown Passes (Career)

1. Paxton DeLaurent, 2022-pr.	51
2. Daniel Santacaterina, 2018-19	46
3. Jeff Brown, 1983-87	45
4. Jack Tomco, 2002-03	37
5. Matt Scheible, 2008-11	36
6. Lance Brune, 1970-73	30
7. Jason Liley, 1989-92	30
8. Kyle Snyder, 2013-14	29
9. Greg Brune, 1964-67	29
10. Jesse Hosket, 2016-17	26

Pass Efficiency Percentage (Career)

Minimum 150 Attempts

1. Jack Tomco, 2002-03	141.3
2. Paxton DeLaurent, 2022-pr.	140.1
3. Kyle Snyder, 2013-14	134.9
4. Daniel Santacaterina, 2018-19	132.9
5. Eric Cohoon, 1990-91	127.6
6. Houston Lillard, 2006-08	126.4
7. Dante Vandeven, 2015-16	121.6
8. Jim Eustice, 1988-89	121.3
9. Scott Lathrop, 2011-13	119.4
10. Jeromy McDowell, 2001-03	119.2

Average Yards Per Pass (Career)

Minimum 150 Attempts

1. Jack Tomco, 2002-03	8.0
2. Greg Brune, 1964-67	7.8
3. Greg Schroeder, 1966-69	7.6
4. Kyle Snyder, 2013-14	7.5
5. Paxton DeLaurent, 2022-pr.	7.3
Houston Lillard, 2006-08	7.3
7. Daniel Santacaterina, 2018-19	7.2
8. Jim Eustice, 1988-89	7.1
9. Jeff Brown, 1983-87	7.0
10. Rashad West, 1999-01	6.9
Joe Young, 1979-81	6.9
Eric Cohoon, 1990-91	6.9

Total Offense Yardage (Career)

Rushing and Passing Yardage

1. Matt Scheible, 2008-11	7,436
2. Paxton DeLaurent, 2022-pr.	7,270
3. Jeff Brown, 1983-87	5,935
4. Daniel Santacaterina, 2018-19	5,633
5. Jason Liley, 1989-92	5,764
6. Jack Tomco, 2002-03	4,861
Lance Brune, 1970-73	4,861
8. Bobby Brune, 1998-01	4,278
9. Greg Brune, 1964-67	4,250
10. Jesse Hosket, 2016-17	4,126

Field Goals (Career)

1. Mike Wood, 1974-77	64
2. Ryan McCrum, 2013-16	47
3. Ed Hotz, 1978-81	45
4. DC Pippin, 2020-pr.	44
5. Derek Kutz, 2001-04	42
6. Drew Geldbach, 2010-12	34
Doug Spada, 2006-09	33
8. Kendrick Tiller, 2016-20	26
9. Craig Klafeta, 1986-87	21
10. Earl Wessel, 1988-89	19

Point After Touchdown (Career)

	Made	Att.
1. Derek Kutz, 2001-04	136	143
2. DC Pippin, 2020-pr.	111	113
3. Ryan McCrum, 2013-16	100	104
4. Drew Geldbach, 2010-12	88	98
5. Carl Gross, 1974-77	80	NA
6. Ed Hotz, 1978-81	76	84
7. Doug Spada, 2006-09	66	72
Mike Wood, 1974-77	66	NA
Kendrick Tiller, 2016-20	66	74
10. Nicholas Litang, 2017-18	60	62

Punting Average (Career)

Minimum 50 Attempts

1. David Simonhoff, 2003-06	43.89
2. Doug Spada, 2006-09	42.69
3. Alex Knight, 2013-16	42.12
4. Zach Haynes, 2019-22	40.90
5. George Goodwin, 1937	40.44
6. Jake Reynolds, 2016-19	40.42
7. Joe Vucic, 2010-13	40.20
8. Logan Lefttrick, 2023-pr.	39.88
9. Todd Fields, 1982-85	39.75
10. Mike Wood, 1974-77	39.13

Tackles (Career)

Note: Statistics for tackles have only been recorded since 1980.

1. Robert Haggerty, 1993-96	424
2. Zach Hall, 2016-19	406
3. Ricky Farmer, 2000-03	378
4. Roper Garrett, 2012-16	359
Blake Peiffer, 2009-12	359
6. Ronald Smith, 1993-97	358
7. Bryce Norman, 2021-pr.	346
8. Brian Burton, 1992-96	330
Angel Rubio, 1993-97	330
10. Joe Divis, 1990-92	312
11. O.J. Turner, 2001-04	293
12. Lawrence Johnson, 2018-23	291
13. Doug Berg, 1990-94	290
14. Troy Baglio, 1995-98	285
15. Rick Borman, 1980-81	278
16. James Chinn, 1989-92	277
17. Adam Casper, 2004-07	262
18. Isaac Powell, 1997-00	258
19. Bydarrius Knighten, 2016-20	255
Justin Swift, 2016-19	255

RECORD BOOK

GARDNER
OCTOBER 19

Sacks (Career)

Note: Statistics for sacks have only been recorded since 1993.

1.	Angel Rubio, 1993-97	21.5
2.	Justin Swift, 2016-19	18.5
3.	Edgar Jones, 2003-06	16.0
4.	Zach Hall, 2016-19	15.5
	Doug Berg, 1990-94	15.5
6.	Kendall Donnerson, 2014-17	12.0
7.	Bryce Norman, 2021-pr.	11.5
8.	James Jennette, 1999-02	11.0
	Cordez Vaughn, 1993-94	10.5
10.	Ricky Farmer, 2000-03	10.0
	Ryan Roth, 2000-03	10.0
12.	Chad Meredith, 2013-17	9.5
	Roper Garrett, 2012-16	9.0
	Troy Baglio, 1995-98	9.0
	Mark Munsell, 1991-94	9.0
	Corey Mathis, 2000-01	9.0
17.	Travis Sanders, 2012-16	8.0
	Adam Jones, 2001-04	8.0
	Justin Komondoreas, 2004-05	8.0
	Joel Becker, 1996-99	8.0
21.	Omar Drake Douglas, 2016-21	7.5
	John Popovich, 2013-16	7.5

Tackles for Loss (Career)

Note: Statistics for TFL have been kept consistently since 1993.

1.	Angel Rubio, 1993-97	44.0
2.	Zach Hall, 2016-19	40.0
	James Jennette, 1999-02	40.0
4.	Justin Swift, 2016-19	37.0
5.	Kendall Donnerson, 2014-17	34.5
6.	Ricky Farmer, 2000-03	33.0
7.	Bryce Norman, 2021-pr.	29.5
	Chad Meredith, 2013-17	29.5
9.	Ryan Roth, 2000-03	29.0
10.	Roper Garrett, 2012-16	27.5
11.	Omar Drake Douglas, 2016-21	26.5
12.	Troy Baglio, 1995-98	26.0
	Corey Mathis, 2000-01	26.0
14.	O.J. Turner, 2001-04	24.0
	Edgar Jones, 2003-06	24.0
16.	Jeremy Atwell, 1998-99	22.0
17.	Keandre Booker, 2019-23	21.0
	Brian Burton, 1992-96	21.0
19.	Lawrence Johnson, 2018-23	19.5
	Travis Sanders, 2012-16	19.5

Passing Yards (Season)

1.	Jack Tomco, 2002	3,132
2.	Daniel Santacaterina, 2018	2,844
3.	Andrew Goodenough, 2004	2,813
4.	Paxton DeLaurent, 2022	2,684
5.	Kyle Snyder, 2014	2,582
6.	Jason Liley, 1990	2,580
7.	Daniel Santacaterina, 2019	2,447
8.	Paxton DeLaurent, 2024	2,426
9.	Jesse Hosket, 2016	2,332
10.	Jason Liley, 1992	2,326

Pass Completions (Season)

1.	Andrew Goodenough, 2004	278
2.	Jack Tomco, 2002	242
3.	Daniel Santacaterina, 2018	232
4.	Jason Liley, 1990	220
5.	Paxton DeLaurent, 2024	217
6.	Paxton DeLaurent, 2022	210
7.	Kyle Snyder, 2014	196
8.	Daniel Santacaterina, 2019	192
	Mike Haley, 2005	192
	Jason Liley, 1992	192

Pass Completion Percentage (Season)

Minimum 75 Attempts

1.	Jack Tomco, 2002	65.1
2.	Jeromy McDowell, 2003	64.6
3.	Paxton DeLaurent, 2023	64.4
4.	Bobby Brune, 1998	62.2
5.	Dante Vandeven, 2015	62.0
6.	Paxton DeLaurent, 2024	61.6
7.	Kyle Snyder, 2014	61.3
8.	Andrew Goodenough, 2003	61.2
9.	Jason Liley, 1990	61.1
10.	Paxton DeLaurent, 2022	61.0

Pass Attempts (Season)

1.	Andrew Goodenough, 2004	464
2.	Daniel Santacaterina, 2018	393
3.	Jack Tomco, 2002	372
4.	Jason Liley, 1990	360
5.	Jesse Hosket, 2016	356
6.	Paxton DeLaurent, 2024	352
7.	Mike Haley, 2005	347
8.	Paxton DeLaurent, 2022	344
9.	Daniel Santacaterina, 2019	337
10.	Jesse Hosket, 2017	334

Most Touchdown Passes (Season)

1.	Jack Tomco, 2002	29
2.	Daniel Santacaterina, 2018	28
3.	Kyle Snyder, 2014	23
4.	Paxton DeLaurent, 2024	21
5.	Paxton DeLaurent, 2022	19
6.	Daniel Santacaterina, 2019	18
7.	Greg Brune, 1966	17
8.	Andrew Goodenough, 2004	16
9.	Jesse Hosket, 2017	15
	Mike Haley, 2005	15
	Eric Cohoon, 1991	15
	Jeff Brown, 1985	15

Pass Efficiency Percentage (Season)

Minimum 75 Attempts

1.	Jack Tomco, 2002	153.4
2.	Rashad West, 1999	144.4
3.	Kyle Snyder, 2014	144.0
4.	Paxton DeLaurent, 2022	141.3
5.	Greg Brune, 1966	139.6
6.	Paxton DeLaurent, 2023	138.4
7.	Daniel Santacaterina, 2018	137.7
8.	Paxton DeLaurent, 2024	135.8
9.	Houston Lillard, 2007	135.5
10.	Jeff Brown, 1985	133.4

Passing Yards Per Game (Season)

Minimum 5 Games

1.	Paxton DeLaurent, 2024	303.3
2.	Paxton DeLaurent, 2022	268.4
3.	Jack Tomco, 2002	261.0
4.	Paxton DeLaurent, 2023	256.0
5.	Andrew Goodenough, 2004	255.7
6.	Daniel Santacaterina, 2018	218.8
7.	Kyle Snyder, 2014	215.2
8.	Jesse Hosket, 2016	212.0
9.	Mike Haley, 2005	204.4
10.	Daniel Santacaterina, 2019	188.2

Total Offense Yardage (Season)

Rushing and Passing Yardage

1.	Kyle Snyder, 2014	3,243
2.	Jack Tomco, 2002	3,070
3.	Daniel Santacaterina, 2018	3,047
4.	Paxton DeLaurent, 2022	2,972
5.	Andrew Goodenough, 2004	2,719
6.	Daniel Santacaterina, 2019	2,586
7.	Paxton DeLaurent, 2024	2,435
8.	Matt Scheible, 2011	2,426
9.	Jesse Hosket, 2016	2,348
10.	Jason Liley, 1990	2,333



GARDNER-WEBB
OCTOBER 26

HONORS & AWARDS

Stats Perform Preseason All-Americans

Zack Gieg, OL (First-Team)
Bryce Norman, ILB (Second-Team)

Phil Steele Preseason All-Americans

Zack Gieg, OL (Second-Team)
Bryce Norman, ILB (Third-Team)

Stats Perform Walter Payton Award Preseason Watch List

Paxton DeLaurent, QB
Zack Gieg, OL

Stats Perform Buck Buchanan Award Preseason Watch List

Bryce Norman, ILB

Augusta Sports Council FCS Punter of the Year Preseason Watch List

Logan Leftrick, P

Big South-OVC Preseason Defensive Player of the Year

Bryce Norman, ILB

Big South-OVC Players to Watch

Paxton DeLaurent, QB
Zack Gieg, OL
Danny Joiner, TE
DC Pippin, K
Steven Lewis, DL
Joedrick Lewis, DB
Bryce Norman, ILB

Big South-OVC Offensive Player of the Week

Paxton DeLaurent, QB (Sept. 7)
Paxton DeLaurent, QB (Sept. 23)
Paxton DeLaurent, QB (Oct. 7)
Paxton DeLaurent, QB (Oct. 14)

Big South-OVC Defensive Player of the Week

Bryce Norman, ILB (Sept. 7)
Bryce Norman, ILB (Oct. 14)

Big South-OVC Freshman of the Week

Payton Brown, RB (Sept. 23)

Big South-OVC Specialist of the Week

DC Pippin, K (Sept. 30)
DC Pippin, K (Oct. 7)

FCS Nation Radio National Offensive Player of the Week

Paxton DeLaurent, QB (Sept. 11)

FCS Nation Radio National Defensive Player of the Week

Jared Pedraza, ILB (Aug. 27)

Phil Steele FCS Mid-Season All-Americans

Bryce Norman, ILB, Second-Team
Dorian Anderson, WR, Third-Team
Paxton DeLaurent, QB, Third-Team

Game-by-Game Captains

Aug. 24 - vs. North Alabama
Paxton DeLaurent, Bryce Norman
Aug. 31 - at New Mexico State
Paxton DeLaurent, Bryce Norman
Sept. 7 - vs. UT Martin
Paxton DeLaurent, Bryce Norman
Sept. 21 - at #7 Southern Illinois
Paxton DeLaurent, Bryce Norman
Sept. 28 - vs. Northwestern State
Paxton DeLaurent, Bryce Norman
Oct. 5 - at Eastern Illinois
Paxton DeLaurent, Bryce Norman
Oct. 12 - vs. Tennessee Tech
Paxton DeLaurent, Bryce Norman
Oct. 19 - at Charleston Southern
Paxton DeLaurent, Bryce Norman

GAME SUMMARIES

GARDNER
OCTOBER 19

Game 1

Southeast Missouri 37, North Alabama 15

August 24, 2024 • Montgomery, Ala.

FCS Kickoff • Cramton Bowl



Score by Quarters	1	2	3	4	Score
North Alabama	8	7	0	0	15
Southeast Missouri	7	6	8	16	37

Scoring Summary

1st	9:29	SEMO	Pedro 4 yd pass from DeLaurent (Pippin kick)
			12-57, 4:28, SEMO 7 - UNA 0
1st	1:22	UNA	Allen 3 yd rush (Scott pass from Harris)
			7-85, 3:47, UNA 8 - SEMO 7
2nd	4:11	UNA	Patu 11 yd rush (Contorno kick)
			5-61, 1:49, UNA 15 - SEMO 7
2nd	0:18	SEMO	Brown 1 yd rush (Thompson pass from Hensley failed)
			10-46, 3:53, UNA 15 - SEMO 13
3rd	0:15	SEMO	Brown 25 yd rush (Epton, Jr. rush)
			9-73, 4:26, SEMO 21 - UNA 15
4th	7:13	SEMO	Brown 1 yd rush (Epton, Jr. rush failed)
			7-78, 4:04, SEMO 27 - UNA 15
4th	5:32	SEMO	Hensley 1 yd rush (Pippin kick)
			3-19, 1:21, SEMO 34 - UNA 15
4th	2:43	SEMO	Pippin 41 yd field goal
			4-7, 2:19, SEMO 37 - UNA 15

Team Statistics	UNA	SEMO
First Downs	16	23
Third Down Efficiency	4-12	8-15
Fourth Down Efficiency	1-3	1-1
Total Yards	320	372
Passing	104	196
Completed-Attempts	12-24	24-31
Yards Per Pass	4.3	6.3
Interceptions Thrown	2	0
Rushing	216	176
Rushing Attempts	35	45
Yards Per Rush	6.2	3.9
Penalties	6-34	8-81
Turnovers	4	1
Fumbles-Lost	3-2	1-1
Interceptions Thrown	2	0
Time of Possession	23:21	36:39

Rushing Leaders (Att.-Yds.-TD):

UNA - Javian Allen (13-100-1); Ari Patu (13-52-1); Jalen Fletcher (3-42-0)

SEMO - Payton Brown (19-97-3); Brandon Epton, Jr. (16-48-0); Carter Hensley (4-26-1)

Passing Leaders (C-A-I-TD-Yds.):

UNA - Ari Patu (12-24-2-0-104)

SEMO - Paxton DeLaurent (14-17-0-1-96); Carter Hensley (10-14-0-0-100)

Receiving Leaders (No.-Yds.-TD):

UNA - Kobe Warden (5-50-0); Kaden Cooper (2-27-0)

SEMO - Dorian Anderson (5-71-0); Cam Pedro (6-38-1)

Leading Tacklers:

UNA - Gregory Riddick 12; Jackson Bratton 10

SEMO - Khalani Riddick 8; Jared Pedraza 8

Game 2

New Mexico State 23, Southeast Missouri 16

August 31, 2024 • Las Cruces, N.M.

Aggie Memorial Stadium



Score by Quarters	1	2	3	4	Score
Southeast Missouri	7	3	3	3	16
New Mexico State	0	10	0	13	23

Scoring Summary

1st	2:03	SEMO	Anderson 51 yd pass from DeLaurent (Pippin kick)
			7-80, 2:45, SEMO 7 - NMSU 0
2nd	11:04	NMSU	McGowan 14 yd rush (Montano kick)
			13-75, 5:59, SEMO 7 - NMSU 7
2nd	7:08	SEMO	Pippin 37 yd field goal
			9-56, 3:56, SEMO 10 - NMSU 7
2nd	0:40	SEMO	Montano 24 yd field goal
			16-72, 6:21, SEMO 10 - NMSU 10
3rd	9:22	SEMO	Pippin 53 yd field goal
			7-25, 1:46, SEMO 13 - NMSU 10
4th	14:56	SEMO	Pippin 48 yd field goal
			7-19, 2:36, SEMO 16 - NMSU 10
4th	0:44	NMSU	SAFETY
			11:10, SEMO 16 - NMSU 12
4th	6:07	NMSU	Montano 51 yd field goal
			9-36, 7:31, SEMO 16 - NMSU 15
4th	1:57	NMSU	McGowan 3 yd rush (Awad rush)
			6-34, 2:12, NMSU 23 - SEMO 16

Team Statistics	SEMO	NMSU
First Downs	15	20
Third Down Efficiency	5-16	10-19
Fourth Down Efficiency	2-3	0-0
Total Yards	352	270
Passing	295	60
Completed-Attempts	27-45	7-23
Yards Per Pass	6.6	2.6
Interceptions Thrown	1	1
Rushing	57	210
Rushing Attempts	21	49
Yards Per Rush	2.7	4.3
Penalties	8-70	6-40
Turnovers	1	1
Fumbles-Lost	2-0	0-0
Interceptions	1	1
Time of Possession	37:24	22:36

Rushing Leaders (Att.-Yds.-TD):

SEMO - Steven Lewis (1-27-0)

NMSU - Seth McGowan (11-87-2)

Passing Leaders (C-A-I-TD-Yds.):

SEMO - Paxton DeLaurent (27-45-1-1-295)

NMSU - Parker Awad (5-17-1-0-37)

Receiving Leaders (No.-Yds.-TD):

SEMO - Dorian Anderson (6-115-1)

NMSU - PJ Johnson III (2-35-0)

Leading Tacklers:

SEMO - Khalani Riddick (11)

NMSU - Tayden Barnes (9)

SOUTHEAST MISSOURI FOOTBALL NOTES



GARDNER-WEBB
OCTOBER 26

Game 3

Southeast Missouri 45, UT Martin 42^{2OT}

September 7, 2024 • Cape Girardeau, Mo.
Houck Field



Score by Quarters	1	2	3	4	OT1	OT2	Score
UT Martin	0	14	14	7	7	0	42
Southeast Missouri	7	7	7	14	7	3	45

Scoring Summary

1st	4:42	SEMO	Smith 17 yd pass from DeLaurent (Pippin kick) 13-36, 1:37, SEMO 7 - UTM 0
2nd	8:14	UTM	Rucker 20 yd pass from Dent (Van Winkle kick) 7-47, 3:46, UTM 7 - SEMO 7
2nd	3:32	UNA	Rucker 3 yd pass from Dent (Van Winkle kick) 7-55, 3:29, UTM 14 - SEMO 7
2nd	1:40	SEMO	Anderson 18 yd pass from DeLaurent (Pippin kick) 6-75, 1:51, UTM 14 - SEMO 14
3rd	12:00	SEMO	Anderson 20 yd pass from DeLaurent (Pippin kick) 8-70, 2:56, SEMO 21 - UTM 14
3rd	7:16	UTM	Dostin 24 yd pass from Dent (Van Winkle kick) 8-75, 4:44, UTM 21 - SEMO 21
3rd	3:59	UTM	Smith 29 yd rush (Van Winkle kick) 4-43, 1:32, UTM 28 - SEMO 21
4th	12:35	UTM	Rayond 1 yd rush (Van Winkle kick) 9-90, 4:21, UTM 35 - SEMO 21
4th	8:30	SEMO	Sellers 5 yd pass from DeLaurent (Pippin kick) 6-52, 1:32, UTM 35 - SEMO 28
4th	0:39	UTM	Sellers 10 yd pass from DeLaurent (Pippin kick) 8-45, 1:43, UTM 35 - SEMO 35
OT1	0:00	SEMO	Sellers 11 yd pass from DeLaurent (Pippin kick) 4-25, SEMO 42 - UTM 35
OT1	0:00	UTM	Wondeh 7 yd pass from Dent (Van Winkle kick) 4-25, UTM 42 - SEMO 42
OT2	0:00	SEMO	Pippin 37 yd field goal 4-5, SEMO 45 - UTM 42

Team Statistics	UTM	SEMO
First Downs	22	24
Third Down Efficiency	3-13	3-13
Fourth Down Efficiency	2-2	2-2
Total Yards	470	365
Passing	277	376
Completed-Attempts	23-33	34-64
Yards Per Pass	8.4	5.9
Interceptions Thrown	0	0
Rushing	193	-11
Rushing Attempts	43	10
Yards Per Rush	4.5	-1.1
Penalties	12-104	8-67
Turnovers	1	0
Fumbles-Lost	1-1	0-0
Interceptions Thrown	0	0
Time of Possession	38:13	21:47

Rushing Leaders (Att.-Yds.-TD):

UTM - Patrick Smith (26-148-1)
SEMO - Payton Brown (2-3-0)

Passing Leaders (C-A-I-TD-Yds.):

UTM - Kinead Dent (23-33-0-4-277)
SEMO - Paxton DeLaurent (34-63-0-6-376)

Receiving Leaders (No.-Yds.-TD):

UTM - DeVonte Tanksley (7-113-0)
SEMO - Dorian Anderson (8-127-2)

Leading Tacklers:

UTM - Rob Johnson (7)
SEMO - Bryce Norman (13)

Game 4

#21 Southeast Missouri 38, #7 Southern Illinois 21

September 21, 2024 • Carbondale, Ill.
War for the Wheel • Saluki Stadium



Score by Quarters	1	2	3	4	Score
#21 Southeast Missouri	13	3	8	14	38
#7 Southern Illinois	2	10	9	0	21

Scoring Summary

1st	8:59	SEMO	Downing 12 yd pass from DeLaurent (Pippin kick blocked) 7-34, 0:57, SEMO 6 - SIU 0
1st	8:59	SIU	Green 89 yd blocked field goal return SEMO 6 - SIU 2
1st	2:06	SEMO	Anderson 19 yd pass from DeLaurent (Pippin kick) 7-80, 3:34, SEMO 13 - SIU 2
2nd	8:25	SIU	Davis III 11 yd pass from Simmons (Geelen kick) 12-69, 6:08, SEMO 13 - SIU 9
2nd	1:45	SIU	Geelen 38 yd field goal 11-66, 3:45, SEMO 13 - SIU 12
2nd	0:07	SEMO	Pippin 43 yd field goal 8-41, 1:30, SEMO 16 - SIU 12
3rd	8:32	SIU	Geelen 34 yd field goal 11-43, 5:22, SEMO 16 - SIU 15
3rd	2:06	SIU	Hartson 3 yd rush (Davis pass from Simmons failed) 7-48, 2:52, SIU 21 - SEMO 16
3rd	1:16	SEMO	Anderson 19 yd pass from DeLaurent (Smith pass from DeLaurent) 4-71, 0:43, SEMO 24 - SIU 21
4th	11:58	SEMO	Sellers 3 yd pass from DeLaurent (Pippin kick) 8-46, 3:08, SEMO 31 - SIU 21
4th	3:35	SEMO	Brown 1 yd rush (Pippin kick) 11-66, 6:22, SEMO 39 - SIU 21

Team Statistics	SEMO	SIU
First Downs	22	24
Third Down Efficiency	6-11	8-18
Fourth Down Efficiency	1-1	1-4
Total Yards	449	403
Passing	301	341
Completed-Attempts	25-41	28-48
Yards Per Pass	7.3	7.1
Interceptions Thrown	1	0
Rushing	148	62
Rushing Attempts	25	30
Yards Per Rush	5.9	2.1
Penalties	9-89	5-42
Turnovers	1	0
Fumbles-Lost	0	0
Interceptions Thrown	1	0
Time of Possession	26:01	33:59

Rushing Leaders (Att.-Yds.-TD):

SEMO - Payton Brown (18-124-1)
SIU - Jerrian Parker (15-32-0)

Passing Leaders (C-A-I-TD-Yds.):

SEMO - Paxton DeLaurent (25-40-1-4-301)
SIU - Hunter Simmons (28-48-0-1-341)

Receiving Leaders (No.-Yds.-TD):

SEMO - Dorian Anderson (8-111-2)
SIU - Vinson Davis III (9-132-1)

Leading Tacklers:

SEMO - Bryce Norman (12)
SIU - Ubayd Steed (7); Ben Bogle (7)

SOUTHEAST MISSOURI FOOTBALL NOTES

GARDNER
OCTOBER 19



Game 5

#13 Southeast Missouri 19, Northwestern State 0

September 28, 2024 • Cape Girardeau, Mo.
Houck Field



Score by Quarters	1	2	3	4	Score
Northwestern State	0	0	0	0	0
#13 Southeast Missouri	10	3	3	3	19

Scoring Summary

1st	9:03	SEMO	Pedro 10 yd pass from DeLaurent (Pippin kick)
			9-37, 2:44, SEMO 7 - NSU 0
1st	5:54	SEMO	Pippin 30 yd field goal
			9-53, 2:46, SEMO 10 - NSU 0
2nd	7:15	SEMO	Pippin 38 yd field goal
			17-14, 7:39, SEMO 13 - NSU 0
3rd	11:11	SEMO	Pippin 37 yd field goal
			9-50, 3:39, SEMO 16 - NSU 0
4th	7:04	SEMO	Pippin 24 yd field goal
			12-50, 6:22, SEMO 19 - NSU 0

Team Statistics	NSU	SEMO
First Downs	5	26
Third Down Efficiency	1-10	11-22
Fourth Down Efficiency	0-2	3-3
Total Yards	120	420
Passing	67	237
Completed-Attempts	9-18	21-43
Yards Per Pass	3.7	5.5
Interceptions Thrown	0	1
Rushing	53	183
Rushing Attempts	22	45
Yards Per Rush	2.4	4.1
Penalties	2-22	8-85
Turnovers	0	1
Fumbles-Lost	0-0	0-0
Interceptions Thrown	0	1
Time of Possession	18:15	41:45

Rushing Leaders (Att.-Yds.-TD):

NSU - Zay Davis (7-16-0)
SEMO - Darrell Smith (31-127-0)

Passing Leaders (C-A-I-TD-Yds.):

NSU - Quaterius Hawkins (5-6-0-0-51)
SEMO - Paxton DeLaurent (21-43-1-1-237)

Receiving Leaders (No.-Yds.-TD):

NSU - Travon Jones (3-26-0)
SEMO - Cam Pedro (4-58-1)

Leading Tacklers:

NSU - Blake Gotcher (16)
SEMO - Jared Pedraza (6); Bryce Norman (6)

Game 6

#13 Southeast Missouri 38, Eastern Illinois 27

October 5, 2024 • Charleston, Ill.
O'Brien Field



Score by Quarters	1	2	3	4	Score
#13 Southeast Missouri	17	7	7	7	38
Eastern Illinois	0	7	7	13	27

Scoring Summary

1st	9:45	SEMO	Pippin 26 yd field goal
			14-67, 5:15, SEMO 3 - EIU 0
1st	3:03	SEMO	Sellers 9 yd pass from DeLaurent (Pippin kick)
			6-62, 1:52, SEMO 10 - EIU 0
1st	0:42	SEMO	Anderson 29 yd pass from DeLaurent (Pippin kick)
			1-29, 0:08, SEMO 17 - EIU 0
2nd	9:35	SEMO	Ruble 2 yd rush (Pippin kick)
			10-62, 4:37, SEMO 24 - EIU 0
2nd	0:27	EIU	Willman 12 yd pass from Holley (Patino kick)
			8-80, 1:45, SEMO 24 - EIU 7
3rd	11:40	EIU	Flowers 1 yd rush (Patino kick)
			7-75, 3:20, SEMO 24 - EIU 14
3rd	10:02	SEMO	T. Smith 3 yd pass from DeLaurent (Pippin kick)
			4-73, 1:31, SEMO 31 - EIU 14
4th	12:22	SEMO	DeLaurent 1 yd rush (Pippin kick)
			15-98, 7:55, SEMO 38 - EIU 14
4th	7:59	EIU	Rogers 39 yd pass from Holley (Holley pass failed)
			8-82, 4:20, SEMO 38 - EIU 20
4th	2:10	EIU	Flowers 2 yd rush (Patino kick)
			2-29, 0:29, SEMO 38 - EIU 27

Team Statistics	SEMO	EIU
First Downs	26	19
Third Down Efficiency	7-12	4-13
Fourth Down Efficiency	0-0	1-4
Total Yards	425	385
Passing	364	366
Completed-Attempts	30-43	27-42
Yards Per Pass	8.5	8.7
Interceptions Thrown	1	0
Rushing	61	19
Rushing Attempts	30	21
Yards Per Rush	2.0	0.9
Penalties	5-50	6-41
Turnovers	1	0
Fumbles-Lost	1-0	1-0
Interceptions	1	0
Time of Possession	34:02	25:58

Rushing Leaders (Att.-Yds.-TD):

SEMO - Darrell Smith (18-63-0)
EIU - MJ Flowers (14-48-2)

Passing Leaders (C-A-I-TD-Yds.):

SEMO - Paxton DeLaurent (30-43-1-3-364)
EIU - Pierce Holley (27-42-0-2-366)

Receiving Leaders (No.-Yds.-TD):

SEMO - Tristan Smith (8-124-1)
EIU - MJ Flowers (11-72-0)

Leading Tacklers:

SEMO - Jared Pedraza (9)
EIU - Anthony Shockey (11)

SOUTHEAST MISSOURI FOOTBALL NOTES



GARDNER-WEBB OCTOBER 26

Game 7

#9 Southeast Missouri 34, Tennessee Tech 3

October 12, 2024 • Cape Girardeau, Mo.
Houck Field



Score by Quarters	1	2	3	4	Score
Tennessee Tech	0	0	3	0	3
#9 Southeast Missouri	0	10	7	17	34

Scoring Summary

2nd	6:45	SEMO	Pippin 24 yd field goal
			10-74, 5:06, SEMO 3 - TTU 0
2nd	4:36	SEMO	T. Smith 13 yd pass from DeLaurent (Pippin kick)
			3-62, 1:15, SEMO 10 - TTU 0
3rd	8:41	TTU	LeBlanc 43 yd field goal
			15-58, 6:15, SEMO 10 - TTU 3
3rd	5:22	SEMO	Pedro 46 yd pass from DeLaurent (Pippin kick)
			7-75, 3:19, SEMO 17 - TTU 3
4th	13:42	SEMO	Sellers 31 yd pass from DeLaurent (Pippin kick)
			2-38, 0:41, SEMO 24 - TTU 3
4th	9:23	SEMO	Anderson 5 yd pass from DeLaurent (Pippin kick)
			6-41, 2:49, SEMO 31 - TTU 3
4th	0:27	SEMO	Pippin 35 yd field goal
			7-7, 3:45, SEMO 34 - TTU 3

Team Statistics

	TTU	SEMO
First Downs	20	23
Third Down Efficiency	7-18	6-11
Fourth Down Efficiency	1-2	0-0
Total Yards	265	455
Passing	231	418
Completed-Attempts	26-47	34-46
Yards Per Pass	4.9	9.1
Interceptions Thrown	2	2
Rushing	34	37
Rushing Attempts	27	17
Yards Per Rush	1.3	2.2
Penalties	5-61	9-80
Turnovers	3	3
Fumbles-Lost	2-1	1-1
Interceptions Thrown	2	2
Time of Possession	30:29	29:31

Rushing Leaders (Att.-Yds.-TD):

TTU - Jalen Mitchell (10-25-0)
SEMO - Cole Ruble (10-31-0)

Passing Leaders (C-A-I-TD-Yds.):

TTU - Jordyn Potts (26-47-2-0-231)
SEMO - Paxton DeLaurent (34-46-2-418-4)

Receiving Leaders (No.-Yds.-TD):

TTU - D.J. Linkins (7-90-0)
SEMO - Cam Pedro (6-111-1)

Leading Tacklers:

TTU - Jalin Shephard (9); Kalvyn Crummie (9)
SEMO - Bryce Norman (15)

Game 8

#8 Southeast Missouri 26, Charleston Southern 13

October 19, 2024 • Charleston, S.C.
Buccaneer Field



Score by Quarters	1	2	3	4	Score
#8 Southeast Missouri	6	10	7	3	26
Charleston Southern	0	7	6	0	13

Scoring Summary

1st	11:35	SEMO	Pippin 25 yd field goal
			7-35, 2:07, SEMO 3 - CSU 0
1st	4:04	SEMO	Pippin 24 yd field goal
			10-57, 2:53, SEMO 6 - CSU 0
2nd	14:52	CSU	Rhone 26 yd pass from Jackson (Montgomery kick)
			7-75, 4:12, CSU 7 - SEMO 6
2nd	12:16	SEMO	Pippin 34 yd field goal
			10-59, 2:36, SEMO 9 - CSU 7
2nd	0:09	SEMO	T. Smith 1 yd rush (Pippin kick)
			19-83, 5:09, SEMO 16 - CSU 7
3rd	10:38	SEMO	Downing 20 yd pass from DeLaurent (Pippin kick)
			7-79, 2:07, SEMO 23 - CSU 7
3rd	0:00	CSU	Rhone 44 yd pass from Jackson (Rhone pass from Jackson failed)
			6-77, 3:28, SEMO 23 - CSU 13
4th	11:12	SEMO	Pippin 27 yd field goal
			10-67, 3:42, SEMO 16 - CSU 13

Team Statistics

	SEMO	CSU
First Downs	28	12
Third Down Efficiency	6-15	3-11
Fourth Down Efficiency	1-1	1-3
Total Yards	415	255
Passing	335	147
Completed-Attempts	32-55	12-18
Yards Per Pass	6.1	8.2
Interceptions Thrown	0	0
Rushing	80	108
Rushing Attempts	29	33
Yards Per Rush	2.8	3.3
Penalties	5-35	10-114
Turnovers	1	1
Fumbles-Lost	1-1	4-1
Interceptions Thrown	0	0
Time of Possession	33:43	26:17

Rushing Leaders (Att.-Yds.-TD):

SEMO - Jacorey Love (12-65-0)
CSU - Autavius Ison (11-44-0)

Passing Leaders (C-A-I-TD-Yds.):

SEMO - Paxton DeLaurent (32-55-0-1-335)
CSU - Kaleb Jackson (9-15-0-2-125)

Receiving Leaders (No.-Yds.-TD):

SEMO - Tristan Smith (7-90-0)
CSU - Chris Rhone (6-98-2)

Leading Tacklers:

SEMO - Ty Leonard (8)
CSU - Steve Zayachkowsky (10)

GARDNER
OCTOBER 19





GARDNER-WEBB
OCTOBER 26

2024 STATISTICS



2024-25 Southeast Mo. St. Football
Game Results
All games

Page 1/1
as of Oct 20, 2024

Team Results

	Date	Opponent		Score	Overall	Conf	Time	Attend
	08/24/2024	vs North Ala.	W	37-15	1-0	0-0	3:28	4358
	08/31/2024	at New Mexico St.	L	16-23	1-1	0-0	4:24	10738
*	09/07/2024	UT Martin	Wot2	45-42	2-1	1-0	4:23	6127
	09/21/2024	at Southern Ill.	W	38-21	3-1	1-0	3:17	13421
	09/28/2024	Northwestern St.	W	19-0	4-1	1-0	3:02	6627
*	10/05/2024	at Eastern Ill.	W	38-27	5-1	2-0	3:15	7777
*	10/12/2024	Tennessee Tech	W	34-3	6-1	3-0	3:13	5220
*	10/19/2024	at Charleston So.	W	26-13	7-1	4-0	3:29	3105

2024 STATISTICS

GARDNER
OCTOBER 192024-25 Southeast Mo. St. Football
Overall Team Statistics
All gamesPage 1/2
as of Oct 20, 2024

Team Statistics

	SEMO	OPP
Scoring	253	144
Points per game	31.6	18.0
Points Off Turnovers	29	13
First Downs	187	138
Rushing	41	44
Passing	123	78
Penalty	23	16
Rushing Yardage	731	879
Yards gained rushing	891	1108
Yards lost rushing	160	229
Rushing attempts	222	260
Average per rush	3.3	3.4
Average per game	91.4	109.9
TDs Rushing	8	9
Passing Yardage	2526	1593
Comp-Att-Int	227-368-6	144-253-5
Average per pass	6.9	6.3
Average per catch	11.1	11.1
Average per game	315.8	199.1
TDs Passing	21	9
Total offense	3257	2472
Total plays	590	513
Average per play	5.5	4.8
Average per game	407.1	309.0
Kick returns: #-Yards	13-273	28-492
Punt returns: #-Yards	18-203	3-10
Int returns: #-Yards	5-128	6-61
Kick return average	21.0	17.6
Punt return average	11.3	3.3
Int return average	25.6	10.2
Fumbles-Lost	6-3	12-5
Penalties-Yards	60-557	52-458
Average per game	69.6	57.3
Punts-Yards	26-1010	41-1661
Average per punt	38.8	40.5
Net punt average	35.6	34.1
Kickoffs-Yards	52-3168	30-1762
Average per kick	60.9	58.7
Net kick average	41.1	36.8
Time of possession / game	30:21	29:00
3rd-down conversion	52/115	40/114
3rd-down pct	45%	35%
4rd-down conversion	10/11	7/20



GARDNER-WEBB
OCTOBER 26

2024 STATISTICS



2024-25 Southeast Mo. St. Football
Overall Team Statistics
All games

Page 2/2
as of Oct 20, 2024

	SEMO	OPP
4rd-down pct	91%	35%
Sacks by-Yards	20-124	11-88
Misc Yards	0	0
Touchdowns scored	29	18
Field goals - attempts	17-24	5-8
On-Side kicks	0-1	0-1
Red-zone scores	(37-40) 93%	(16-24) 67%
Red-zone touchdowns	(24-40) 60%	(13-24) 54%
PAT-attempts	(24-25) 96%	(13-13) 100%
2-point conversion-attempts	(2-4) 50%	(2-5) 40%
Attendance	17974	35041
Games / Avg per game	3/5991	4/8760
Neutral site games	-	1/4358

Score by Periods

Team	1st	2nd	3rd	4th	OT	TOT
Southeast Mo. St.	67	49	50	77	10	253
Opponents	10	55	39	33	7	144

2024 STATISTICS

GARDNER
OCTOBER 192024-25 Southeast Mo. St. Football
Individual Statistics
All gamesPage 1/3
as of Oct 20, 2024

Rushing

Player	gp	att	gain	loss	net	avg	td	lg	avg/g
Payton Brown	6	49	259	3	256	5.2	4	52	42.7
Darrell Smith	7	53	220	18	202	3.8	0	16	28.9
Cole Ruble	8	29	103	8	95	3.3	1	17	11.9
Jacorey Love	1	12	65	0	65	5.4	0	18	65.0
Brandon Epton, Jr.	3	30	74	11	63	2.1	0	15	21.0
Steven Lewis	3	1	27	0	27	27.0	0	27	9.0
Carter Hensley	2	4	48	22	26	6.5	1	47	13.0
Paxton DeLaurent	8	29	85	76	9	0.3	1	15	1.1
Kyron Downing	8	3	9	0	9	3.0	0	4	1.1
Tristan Smith	6	1	1	0	1	1.0	1	1	0.2
Mali Walton	8	2	0	1	-1	-0.5	0	0	-0.1
Cam Pedro	8	1	0	1	-1	-1.0	0	0	-0.1
Team	8	8	0	20	-20	-2.5	0	0	-2.5
Total	8	222	891	160	731	3.3	8	52	91.4
Opponents	8	260	1108	229	879	3.4	9	62	109.9

Passing

Player	gp	effc	comp-att-int	pct	yds	td	lg	avg/g
Paxton DeLaurent	8	135.8	217-352-6	61.6	2426	21	54	303.3
Carter Hensley	2	131.4	10-14-0	71.4	100	0	23	50.0
Team	8	0.0	0-2-0	0.0	0	0	0	0.0
Total	8	134.9	227-368-6	61.7	2526	21	54	315.8
Opponents	8	117.6	144-253-5	56.9	1593	9	46	199.1

Receiving

Player	gp	no.	yds	avg	td	lg	avg/g
Cam Pedro	8	46	508	11.0	3	46	63.5
Dorian Anderson	8	44	640	14.5	7	51	80.0
Tristan Smith	6	39	515	13.2	3	54	85.8
Mitchell Sellers	8	29	260	9.0	6	31	32.5
Kyron Downing	8	16	169	10.6	2	24	21.1
Darrell Smith	7	10	94	9.4	0	20	13.4
Cole Ruble	8	9	45	5.0	0	10	5.6
Brandon Epton, Jr.	3	8	21	2.6	0	11	7.0
Donnie Cheers	7	7	81	11.6	0	31	11.6
Payton Brown	6	7	92	13.1	0	21	15.3
Danny Joiner	3	4	17	4.3	0	6	5.7
Andrew Civey	8	4	44	11.0	0	20	5.5
Jack Clinkenbeard	8	1	6	6.0	0	6	0.8
Tony Terry	3	1	0	0.0	0	0	0.0
Anthony Westervelt	8	1	9	9.0	0	9	1.1
Jacques Wyatt	2	1	25	25.0	0	25	12.5
Total	8	227	2526	11.1	21	54	315.8
Opponents	8	144	1593	11.1	9	46	199.1

Punt Returns

Player	no.	yds	avg	td	lg
Khalani Riddick	17	200	11.8	0	43
Payton Brown	1	3	3.0	0	3
Total	18	203	11.3	0	43
Opponents	3	10	3.3	0	6

Interceptions

Player	no.	yds	avg	td	lg
Justus Johnson	2	-3	-1.5	0	0
Ty Leonard	1	44	44.0	0	44
Slade Dollar	1	74	74.0	0	74
Adrian Patterson	1	13	13.0	0	13
Total	5	128	25.6	0	74
Opponents	6	61	10.2	0	27

Kick Returns

Player	no.	yds	avg	td	lg
Darrell Smith	4	109	27.3	0	36
Brandon Epton, Jr.	3	86	28.7	0	53
Judd Cunningham	2	14	7.0	0	8
Cole Ruble	2	32	16.0	0	22
Kyron Downing	1	25	25.0	0	25
Tony Terry	1	7	7.0	0	7
Total	13	273	21.0	0	53
Opponents	28	492	17.6	0	40

Fumble Returns

Player	no.	yds	avg	td	lg
Jared Pedraza	1	5	5.0	0	5
Sam Keeper	1	0	0.0	0	0
Khalani Riddick	1	0	0.0	0	0
McCoy Casey	1	0	0.0	0	0
Tristan Smith	1	0	0.0	0	0
Total	5	5	1.0	0	5
Opponents	3	84	28.0	0	54

SOUTHEAST MISSOURI FOOTBALL NOTES



GARDNER-WEBB
OCTOBER 26

2024 STATISTICS



2024-25 Southeast Mo. St. Football Individual Statistics All games

Page 2/3
as of Oct 20, 2024

Scoring

Player	td	fg	PAT						pts
			kick	rush	rcv	pass	dxp	saf	
DC Pippin	-	17-24	24-25	-	-	-	-	-	75
Dorian Anderson	7	-	-	-	-	-	-	-	42
Mitchell Sellers	6	-	-	-	-	-	-	-	36
Tristan Smith	4	-	-	-	1	-	-	-	26
Payton Brown	4	-	-	-	-	-	-	-	24
Cam Pedro	3	-	-	-	-	-	-	-	18
Kyron Downing	2	-	-	-	-	-	-	-	12
Paxton DeLaurent	1	-	-	-	-	1	-	-	6
Carter Hensley	1	-	-	-	-	-	-	-	6
Cole Ruble	1	-	-	-	-	-	-	-	6
Brandon Epton, Jr.	-	-	-	1	-	-	-	-	2
Total	29	17-24	24-25	1	1	1	0	0	253
Opponents	18	5-8	13-13	1	1	1	1	1	144

Total Offense

Player	g	plays	rush	pass	total	avg/g
Paxton DeLaurent	8	381	9	2426	2435	304.4
Payton Brown	6	49	256	0	256	42.7
Darrell Smith	7	53	202	0	202	28.9
Carter Hensley	2	18	26	100	126	63.0
Cole Ruble	8	29	95	0	95	11.9
Jacorey Love	1	12	65	0	65	65.0
Brandon Epton, Jr.	3	30	63	0	63	21.0
Steven Lewis	3	1	27	0	27	9.0
Kyron Downing	8	3	9	0	9	1.1
Tristan Smith	6	1	1	0	1	0.2
Mali Walton	8	2	-1	0	-1	-0.1
Cam Pedro	8	1	-1	0	-1	-0.1
Team	8	0	-20	0	-20	-2.5
Total	8	590	731	2526	3257	407.1
Opponents	8	513	879	1593	2472	309.0

Field Goals

Player	fg	pct.	01-19	20-29	30-39	40-49	50-99	lg	blk
DC Pippin	17-24	70.8	0-0	6-6	7-10	3-7	1-1	53	0
Opponents	5-8	62.5	0-0	1-2	2-4	1-1	1-1	51	0

FG Sequence

Team Name	Southeast Mo. St.	Opponents
New Mexico St.	(37),(53),46,(48)	(24),(51)
North Ala.	(41)	
UT Martin	44,(37)	29,36
Southern Ill.	49,(43)	37,(38),(34)
Northwestern St.	(30),(38),32,(37),37,(24)	
Eastern Ill.	(26)	
Tennessee Tech	39,(24),(35)	(43)
Charleston So.	(25),(24),(34),(27),47	

Numbers in (parentheses) indicate field goal was made

Punting

Player	no.	yds	avg	lg	tb	fc	i20	50+	blk
Logan Leftrick	24	947	39.5	50	2	16	11	1	0
Team	2	63	31.5	1	1	0	0	1	1
Total	26	1010	38.8	51	3	16	11	2	1
Opponents	41	1661	40.5	62	3	4	9	9	0

Kickoffs

Player	no.	yds	avg	tb	ob	retn	net	ydl
DC Pippin	51	3108	60.9	17	0			
Danny Duray	1	60	60.0	0	0			
Total	52	3168	60.9	17	0	25	41.1	23
Opponents	30	1762	58.7	14	1	13	36.8	28

2024 STATISTICS

GARDNER
OCTOBER 192024-25 Southeast Mo. St. Football
Individual Statistics
All gamesPage 3/3
as of Oct 20, 2024

All Purpose

Player	g	rush	rcv	pr	kr	ir	total	avg/g
Dorian Anderson	8	0	640	0	0	0	640	80.0
Tristan Smith	6	1	515	0	0	0	516	86.0
Cam Pedro	8	-1	508	0	0	0	507	63.4
Darrell Smith	7	202	94	0	109	0	405	57.9
Payton Brown	6	256	92	3	0	0	351	58.5
Mitchell Sellers	8	0	260	0	0	0	260	32.5
Kyron Downing	8	9	169	0	25	0	203	25.4
Khalani Riddick	8	0	0	200	0	0	200	25.0
Cole Ruble	8	95	45	0	32	0	172	21.5
Brandon Epton, Jr.	3	63	21	0	86	0	170	56.7
Donnie Cheers	7	0	81	0	0	0	81	11.6
Slade Dollar	8	0	0	0	0	74	74	9.3
Jacorey Love	1	65	0	0	0	0	65	65.0
Ty Leonard	8	0	0	0	0	44	44	5.5
Andrew Civey	8	0	44	0	0	0	44	5.5
Steven Lewis	3	27	0	0	0	0	27	9.0
Carter Hensley	2	26	0	0	0	0	26	13.0
Jacques Wyatt	2	0	25	0	0	0	25	12.5
Danny Joiner	3	0	17	0	0	0	17	5.7
Judd Cunningham	8	0	0	0	14	0	14	1.8
Adrian Patterson	2	0	0	0	0	13	13	6.5
Paxton DeLaurent	8	9	0	0	0	0	9	1.1
Anthony Westervelt	8	0	9	0	0	0	9	1.1
Tony Terry	3	0	0	0	7	0	7	2.3
Jack Clinkenbeard	8	0	6	0	0	0	6	0.8
Mali Walton	8	-1	0	0	0	0	-1	-0.1
Justus Johnson	4	0	0	0	0	-3	-3	-0.8
Team	8	-20	0	0	0	0	-20	-2.5
Total	8	731	2526	203	273	128	3861	482.6
Opponents	8	879	1593	10	492	61	3035	379.4

SOUTHEAST MISSOURI FOOTBALL NOTES



GARDNER-WEBB
STATISTICS
OCTOBER 26



2024-25 Southeast Mo. St. Football
Overall Defense Statistics
All games

Page 1/1
as of Oct 20, 2024

Team Defense

##	Player	gp	Tackles				Sacks	Pass defense				Fumbles	blkd	
			ua	a	tot	tfl/yds	no-yds	int-yds	brup	qbh	fr-yds	ff	kick	saf
32	Bryce Norman	8	26	48	74	7-33	2.5-21	.	2	5	.	1	.	.
7	Khalani Riddick	8	28	28	56	1-4	.	.	3	.	1-0	.	.	.
13	Mali Walton	8	21	23	44	3.5-12	1.5-8	.	1
11	Jared Pedraza	8	19	21	40	5.5-8	1-1	.	.	2	1-5	1	.	.
4	McCoy Casey	8	13	23	36	6-25	3-16	.	2	6	1-0	.	.	.
5	Ty Leonard	8	18	15	33	0.5-3	.	1-44	5
20	Chris Daigre	8	17	9	26	.	.	.	5	1
16	Jeremy Walton	8	10	14	24	4.5-24	3.5-21	.	2	7
55	Nasim Cairo	8	7	15	22	5.5-34	4-32	.	1	5	.	1	.	.
92	Jaylon Stone	7	8	13	21	5-10	2-4
95	Sam Keeper	8	5	10	15	2-8	1.5-7	.	.	1	1-0	.	.	.
34	Landon Sylvie	8	8	7	15	.	.	.	3
21	Octavius Henderson	8	11	3	14	1-3	.	.	3
12	Sam Cook	7	6	7	13	1.5-6	.	.	.	1
14	Amare Townsend	7	7	5	12	1-2
48	Latrevion Thompson	8	1	11	12	0.5-1
10	Dony'e Taylor	4	4	6	10	.	.	.	1
18	Justus Johnson	4	6	3	9	0.5-2	.	2--3	3
24	JaQori Williams	5	4	5	9	1-5	.	.	1
99	Steven Lewis	3	1	7	8
25	Slade Dollar	8	3	5	8	.	.	1-74
91	Jehchys Brown	8	2	5	7	1-14	1-14	.	1	1
23	DJ Delmore	8	2	2	4
9	Adrian Patterson	2	1	3	4	.	.	1-13
81	Donnie Cheers	7	2	.	2
94	Ja'Mian Golden	1	1	1	2
68	Carter Guillaume	8	2	.	2
10	Paxton DeLaurent	8	1	.	1
22	Payton Brown	6	1	.	1	1-1
1	Tristan Smith	6	1	.	1	1-0	1	.	.
8	Trey Lisle	1	1	.	1
49	DC Pippin	8	1	.	1
35	Khalik Boothe	5	.	1	1
97	Caleb Webb	3	1	.	1	1
15	Cole Ruble	8	.	1	1
26	Zi'kef Johnson	4	1	.	1	.	.	.	2
5	Darrell Smith	7	1	.	1
27	Aquarius Winston Jr.	6	.	1	1
Totals		8	242	292	534	48-195	20-124	5-128	35	30	5-5	4	0	0
Opponents		8	280	256	536	41-148	11-88	6-61	36	25	3-84	4	2	1

