OVC CHAMPS	NCAA TOURNEY
1999-2000	1999-2000
2022-2023	2022-2023

Jeff Honza, Associate Director of Athletics for Strategic Communications
Office: (573) 651-2933 | Cell: (618) 528-1145
Email: jhonza@semo.edu, redhawk1@me.com

SEMO BASKETBALL

2023-24 GAME NOTES

SCHEDULE

November (1-6)		
6	at Grand Canyon ESPN+	L, 67-88
10	at Butler FS2	L, 56-91
15	**Evansville ESPN+**	**L, 57-76**
20	**Central Arkansas ESPN+**	**W, 70-68**
25	vs. Evansville !	L, 74-93
26	at Chattanooga ! ESPN+	L, 56-72
30	at Kansas City SUMMIT LEAGUE NETWORK	L, 44-74
December (4-3, 1-1 OVC)		
3	**Missouri Baptist ESPN+**	**W, 84-56**
6	**Harris-Stowe ESPN+**	**W, 95-45**
9	at Purdue Fort Wayne ESPN+	L, 80-89
17	**Lindsey Wilson College ESPN+**	**W, 87-59**
21	at Illinois State ESPN+	L, 64-85
29	**Southern Indiana* ESPN+**	**W, 93-91 OT**
31	**Morehead State* ESPN+**	**L, 64-83**
January (2-5, 1-5 OVC)		
4	at Western Illinois* ESPN+	L, 61-68
6	**Bethel (Tenn.) ESPN+**	**W, 71-61**
11	**Lindenwood* ESPN+**	**L, 68-74**
13	at Tennessee Tech* ESPN+	L, 59-70
20	**SIU Edwardsville* ESPN+**	**W, 52-47**
25	at UT Martin* ESPN+	L, 58-84
27	at Little Rock* ESPN+	L, 61-66
30	at Lindenwood* ESPN+	7:30 p.m.
February (0-0, 0-0 OVC)		
3	**Western Illinois* (Hall of Fame) ESPN+**	**3:45 p.m.**
8	**Tennessee Tech* ESPN+**	**7:30 p.m.**
10	**Tennessee State* ESPN+**	**3:45 p.m.**
15	at Eastern Illinois* ESPN+	7:30 p.m.
17	at SIU Edwardsville* ESPN+	3:30 p.m.
22	**Little Rock* ESPN+**	**7:30 p.m.**
24	**UT Martin* ESPN+**	**3:45 p.m.**
29	at Morehead State* ESPN+	6 p.m.
March (0-0, 0-0 OVC)		
2	at Southern Indiana* ESPN+	7:30 p.m.
6	OVC Tournament First Round	Evansville, Ind.
7	OVC Tournament Quarterfinals	Evansville, Ind.
8	OVC Tournament Semifinals	Evansville, Ind.
9	OVC Tournament Championship	Evansville, Ind.

All games broadcast live on the radio at Real Rock 99.3 FM. All times Central and Subject to Change; Home Games in **Bold**; * - Denotes OVC Game
! - Coke Zero Sugar Classic (Chattanooga, Tenn.)

Southeast Missouri or **SEMO**
is the preferred reference for Southeast Missouri State University athletic teams. Southeastern Missouri State is **NOT** an acceptable reference.

GAME 22 // SOUTHEAST MISSOURI at LINDENWOOD

Jan. 30 // 7:30 p.m., CT // Hyland Arena (3,270) // St. Charles, Mo. // Series: SEMO leads, 4-2
Listen: Real Rock 99.3 FM // Video: ESPN+ // Live Stats: LindenwoodLions.com // X (formerly Twitter): @SEMOMBB

7-14
2-6 OVC

SEMO REDHAWKS

Head Coach	Brad Korn
Career Record (Yrs.)	51-65 (4)
Record at SEMO (Yrs.)	51-65 (4)
OVC Record	29-34

7-14
1-7 OVC

LINDENWOOD LIONS

Head Coach	Kyle Gerdeman
Career Record (Yrs.)	52-76 (5)
Record at LU (Yrs.)	52-76 (5)
OVC Record	7-19

// Redhawks Travel to Lindenwood

Southeast Missouri (7-14, 2-6) closes out a three-game road stretch when it visits in-state rival Lindenwood (7-14, 1-7) Tuesday. Tip-off is set for 7:30 p.m., CT at Hyland Arena.

// Follow the Redhawks

Fans can listen live on the radio at Real Rock 99.3 FM. Erik Sean will be on the call. Video can be accessed online at ESPN+. Live stats are available at LindenwoodLions.com. Updates will be provided on X (formerly Twitter) @SEMOMBB.

// Series History

Southeast Missouri is 4-2 all-time against Lindenwood. LU, however, won the first matchup between the teams this season. The Lions came away with a 74-68 victory over the Redhawks on Jan. 11 in Cape Girardeau.

// Road Tripping

The Redhawks end January with their third-straight road game in midweek action at Lindenwood Tuesday. Southeast Missouri also played at UT Martin (Jan. 25), and Little Rock (Jan. 27) during that stretch which matches SEMO's longest road swing of the season. The Redhawks are 0-11 away from Cape Girardeau with a 0-10 mark in true road games. SEMO dropped 14-straight true road games dating back to 2022-23. The Redhawks last true road victory was at Eastern Illinois (79-68) on Jan. 28, 2023.

// Redhawks Drop Close One at Little Rock

In a tightly contested matchup that had 13 lead changes, Southeast Missouri came up short in a 66-61 loss at Little Rock (Jan. 27). SEMO made eight 3-pointers and outscored LR, 24-3, from long range, but the Trojans found a way to survive late. LR used an 11-0 run to regain a two-possession lead and hit the go-ahead basket on its only 3-pointer made. The Redhawks battled back to tie the game at 56-56 before the Trojans made six free throws in the last 39 seconds to escape.

// First Meeting Between Redhawks and Lions

Keenon Cole scored 42 points and had 11 rebounds to power Lindenwood to a 74-68 win over Southeast Missouri on Jan. 11 at the Show Me Center. LU led at the half and opened a double-digit lead after scoring the first seven points of the second stanza. The Lions led by as many as 18 points before SEMO got within four with 3.3 seconds to go.

LU shot 62.5 percent from the field in the second half to key its victory. Cole's 42 points are third-most in a game by any player in NCAA Division I basketball this season.

// Road Halftime Lead

Southeast Missouri held a 33-30 halftime lead at Little Rock (Jan. 27), its first lead at the intermission in road game this year. SEMO ended the first half strong with BJ Ward making a layup. Then, after LR turned the ball over, the Redhawks had the ball with 0.6 seconds left. Marqueas Bell in-bounded the ball from just inside halfcourt to Braxton Stacker. Stacker went up over a defender and scored at the buzzer to complete the three-point halftime advantage.

// Bell Plays Well

Freshman Marqueas Bell put together a nice effort in Southeast Missouri's game at Little Rock (Jan. 27). Bell came off the bench to match a season-high six points. He threw down a dunk to tie the game at 56-56 with 2:43 left to play before the Trojans pulled away late. Bell also had one assist and played a season-high 16 minutes.

// Biel Paves the Way

TJ Biel led the Redhawks with 13 points and scored double figures for the fourth time this season. Biel shot 5-of-10 from the field and made a season-high three 3-pointers off the bench.

// Tuesday Matchup

Southeast Missouri (2-6) and Lindenwood (1-7) are a combined 3-13 in Ohio Valley Conference play this season. LU is last in the conference standings and is one of two schools in the OVC with losing records at home. The Lions are 3-5 at Hyland Arena this season. SEMO is looking for its first road win of 2023-24 and LU is looking to end a five-game losing skid, currently longest in the OVC.

// OVC Update

Entering this week, Morehead State remains atop the Ohio Valley Conference standings with a 7-1 league mark. Western Illinois (6-2) is second, while SIU Edwardsville (5-3), Tennessee State (5-3), UT Martin (5-3) and Little Rock (5-3) are all tied for third. Eastern Illinois (4-4), Southeast Missouri (2-6), Tennessee Tech (2-6), Southern Indiana (2-6) and Lindenwood (1-7) round out the standings.

// Halfway Point

Tuesday's game at Lindenwood marks the end of the first half of Ohio Valley Conference play. Southeast Missouri has dropped six of its last seven OVC games and is 2-5 in January.

// Redhawks Upend SIU Edwardsville

The Redhawks ended a four-game losing streak in Ohio Valley Conference play when it took down SIU Edwardsville in a low scoring 52-47 victory on Jan. 20. SEMO made six free throws in the final 21 seconds to seal the win. The Redhawks beat the Cougars in seven of the last eight meetings between the teams. SEMO put a halt to SIUE's three-game winning streak, as well.

// Branson Logs 100th Career Game

Dylan Branson played in his 100th career game against SIU Edwardsville (Jan. 20). Branson scored four points and grabbed six rebounds in 23 minutes off the bench. He has played in 100 games and made 57 starts in his Southeast Missouri tenure. Branson will miss Saturday's game at Little Rock after re-aggravating his foot injury vs. SIU Edwardsville (Jan. 20).

// Earley is Rolling

Josh Earley scored double figures and led the Redhawks in scoring during six of his last seven starts. Earley scored a career-high 20 points at Tennessee Tech (Jan. 13), 18 at Western Illinois (Jan. 4), 14 vs. Bethel (Jan. 6), 16 against both Lindenwood (Jan. 11) and SIU Edwardsville (Jan. 20), and 14 at UT Martin (Jan. 25). He is averaging 9.3 points a game as Southeast Missouri's third-leading scorer.

// Streak Stops at Eight Games

Rob Martin's double-digit scoring streak ended at eight games when he finished with eight points at Little Rock (Jan. 27). He pitched in double figures in eight-straight starts prior to that matchup. Martin leads the team with 13 double-digit scoring games this season.

// Low Scoring Affair

Southeast Missouri (52) and SIU Edwardsville (47) combined for only 99 points on Jan. 20. It was the lowest scoring game the Redhawks were part of this season. The teams also shot a combined 18.7 percent (6-of-32) from

2023-24 OVC Standings (as of Jan. 27)

	OVC					Overall					
	Record	Pct.	Home	Away	Streak	Record	Pct.	Home	Away	Neutral	Streak
Morehead State	7-1	.875	4-0	3-1	W3	16-5	.762	10-0	6-5	0-0	W3
Western Illinois	6-2	.750	2-1	4-1	L1	13-8	.619	7-2	6-6	0-0	L1
SIUE	5-3	.625	4-1	1-2	W1	12-9	.571	9-1	1-8	2-0	W1
Tennessee State	5-3	.625	3-1	2-2	W4	12-9	.571	8-1	3-7	1-1	W4
UT Martin	5-3	.625	3-2	2-1	W2	12-9	.571	8-2	4-6	0-1	W2
Little Rock	5-3	.625	3-1	2-2	W3	11-10	.524	9-4	2-5	0-1	W3
Eastern Illinois	4-4	.500	1-3	3-1	L1	10-11	.476	6-4	3-7	1-0	L1
Southeast Missouri	2-6	.250	2-2	0-4	L2	7-14	.333	7-3	0-10	0-1	L2
Tennessee Tech	2-6	.250	1-2	1-4	L3	7-14	.333	5-4	2-10	0-0	L3
Southern Indiana	2-6	.250	1-4	1-2	L5	5-16	.238	4-7	1-9	0-0	L5
Lindenwood	1-7	.125	0-3	1-4	L5	7-14	.333	3-5	2-9	2-0	L5

3-point range. The 47 points were the fewest SEMO allowed in an Ohio Valley Conference game under Head Coach Brad Korn. Additionally, the Redhawks held a OVC opponent under 50 points for the first time since Dec. 31, 2016 (48, vs. Eastern Kentucky).

// Great Effort

The 47 points Southeast Missouri allowed against SIU Edwardsville (Jan. 20) are the fewest given up by any team in an Ohio Valley Conference game this season. They are also the second fewest points SEMO allowed in any OVC contest since it joined the league in 1991-92. The fewest points the Redhawks allowed in a OVC game stand at 46 vs. Tennessee State on Jan. 6, 2000.

// Double-Digit Free Throw Deficits

Southeast Missouri was outscored, 21-7, at the free throw line at UT Martin (Jan. 25). It marked the seventh time this season where SEMO was outscored by double figures at the charity stripe. Opponents held a 57-25 (+32) advantage in free throws over the last four games alone.

// Eursher Earns First Career Start

Evan Eursher made his first career start at Tennessee Tech (Jan. 13). Eursher had three rebounds in 27 minutes against the Golden Eagles.

// Back-to-Back Double-Digit Games for Eursher

For the first time in his career, Evan Eursher has scored double figures in back-to-back games. Eursher came off the bench to tie a career-high 13 points vs. Bethel (Jan. 6) and finished with 11 five days later against Lindenwood (Jan. 11).

// Non-Conference Wrap

Southeast Missouri completed the non-conference portion of its schedule with a 71-61 win over Bethel (Jan. 6). SEMO concluded non-league play with a 5-8 record this season. All five of those wins were at the Show Me Center.

// Korn Gets 50th Win

Southeast Missouri gave Brad Korn his 50th win as head coach when it beat Bethel, 71-61, on Jan. 6. Korn is now 51-65 overall and 29-34 in the Ohio Valley Conference in his fourth year at the helm.

// Rebounding Advantage

The Redhawks outrebounded Tennessee Tech, 32-22 (+10), for its largest rebounding margin in Ohio Valley Conference play this season. Southeast Missouri was outrebounded in four-straight games prior to winning the battle of the boards against the Golden Eagles.

2023-24 Stats Comparison

SEMO		LU
7-14	Record	7-14
2-6	Conference Record	1-7
67.7	Points Per Game	66.2
73.3	Opp. Points Per Game	72.6
-5.7	Scoring Margin	-6.4
.416	Field Goal Percentage	.416
.465	Opp. Field Goal Percentage	.450
.296	3-Point Field Goal Percentage	.284
.315	Opp. 3-Point Field Goal Percentage	.365
.677	Free Throw Percentage	.733
.682	Opp. Free Throw Percentage	.719
32.4	Rebounds Per Game	31.8
36.0	Opp. Rebounds Per Game	35.2
-3.6	Rebounding Margin	-3.5
12.7	Assists Per Game	8.1
12.9	Turnovers Per Game	12.4
+0.4	Turnover Margin	0.0
2.7	Blocks Per Game	2.4
5.8	Steals Per Game	5.9

2023-24 Honors & Awards

OVC Newcomer of the Week
Rob Martin, G (Dec. 11)

PROJECTED STARTERS

1
Rob Martin
G / 5-10 / 160 / So.
St Louis, Mo.

3
Aquan Smart
G / 6-3 / 175 / Jr.
Evanston, Ill.

4
Adam Larson
F / 6-9 / 180 / So.
Fennimore, Wis.

21
Josh Earley
F / 6-7 / 242 / Sr.
Shawnee Mission, Kan.

44
Braxton Stacker
G / 6-5 / 185 / So.
Fairview Heights, Ill.

LINDENWOOD // JAN. 30

// 4-0 vs. NAIA
Southeast Missouri posted a 4-0 record against NAIA teams this year with home wins over Missouri Baptist (Dec. 3), Harris-Stowe (Dec. 6), Lindsey Wilson College (Dec. 17) and Bethel (Tenn.) (Jan. 6). SEMO dominated those games by a combined 337-221 for a +116 scoring margin.

// What a Game!!
Southeast Missouri started Ohio Valley Conference play with a thrilling 93-91 overtime victory over Southern Indiana (Dec. 29). SEMO led, 71-62, with 2:05 left to play in regulation when USI went on a 12-3 run down the stretch to send the game to overtime. Jack Champion made a desperation 3-pointer at the buzzer to tie the game at 74-74 after Rob Martin's two free throws gave the Redhawks a 74-71 lead. SEMO, which never trailed in overtime, edged the Screaming Eagles 19-17 during the extra period. Martin's jumper with 1.1 seconds left sealed the win.

// Earley and Martin Among Top Scorers in Conference Games
Rob Martin ranks 17th and Josh Earley is close behind at 18th in the Ohio Valley Conference in scoring during league games this season. Martin averages 13.4 points and Earley averages 13 against OVC foes. Martin has scored double figures in all but one of his OVC starts.

// Points Off Turnovers
The Redhawk defense forced 19 turnovers against Southern Indiana (Dec. 29), their most against a Division I opponent this season. Southeast Missouri scored a season-high 27 points off turnovers in that game. Aquan Smart had a huge block right before SEMO took a 74-71 lead with seven seconds left in regulation. Smart also scored 19 points as one of three Redhawks with double figures against the Screaming Eagles.

// OVC Membership
The Redhawks are in their 33rd year as a member of the Ohio Valley Conference. Southeast Missouri first joined the OVC when it moved to the Division I level in 1991-92. SEMO holds an all-time record of 211-319 in league games and has put together winning seasons in OVC play a total of eight times. The Redhawks finished fifth in the OVC with a 10-8 record in 2022-23. The 10 conference wins were SEMO's most since 1999-2000 (14-4) The Redhawks also won their first OVC Tournament title in over two decades a year ago.

// OVC Openers
With its 93-91 overtime win over Southern Indiana (Dec. 29), Southeast Missouri improved to 11-22 all-time in Ohio Valley Conference openers. SEMO ended a streak of six-straight OVC opening losses. The Redhawks last began league action with a win when they beat Eastern Kentucky on Dec. 31, 2016. It was Brad Korn's first victory in an OVC opener as head coach.

// Lots of Free Throws
Southern Indiana and Southeast Missouri combined to shoot 67 free throws in their first Ohio Valley Conference matchup of the season on Dec. 29. USI made 26-of-33 and SEMO went 21-of-34 at the charity stripe. The Redhawks established new season-highs in both free throws made and free throws attempted. SEMO hit 10-of-13 free throws in the overtime period to nail down its 93-91 victory.

// Redhawks at Home
All seven of Southeast Missouri's wins have come at the Show Me Center in 2023-24. SEMO is 7-3 on its homecourt. The Redhawks had a five-game home winning streak that ended against Morehead State (83-64, Dec. 31). Four of SEMO's home victories were against non-Division I teams. The Redhawks are 2-2 in OVC play at home.

// Winning December
The Redhawks wrapped up December with a 4-3 record. Southeast Missouri scored 80 or more points in five of its seven December games.

// Branson Makes Season Debut
After missing the first 10 games of the season due to a broken foot injury, Dylan Branson played for the first time against Lindsey Wilson (Dec. 17). Branson is averaging four points and 3.3 rebounds in seven games and two starts. He started three of Southeast Missouri's last four contests.

// Smart Does it Again
Aquan Smart scored double figures for the fifth-straight time when he dropped in 18 against Lindsey Wilson (Dec. 17). Smart also pulled down seven rebounds and dished out five assists in that game. He scored double figures in eight of his last 14 games and is second on the team with 9.5 points per game.

// Top Redhawk
Rob Martin is Southeast Missouri's top scorer this season. Martin averages 11.6 points per game as the only Redhawk averaging double figures in the scoring column. He scored double-digits in 13 of his last 16 starts. Martin also leads the Redhawks in assists (68) and minutes played (30.2 mpg).

// Hanback On Target
Reserve center Mason Hanback is shooting 65.5 percent from the field in 19 games off the bench this year. Hanback is 19-of-29 from the floor and has scored in 13 of the games he played.

// Martin Tabbed OVC Newcomer of the Week
Point guard Martin was named Ohio Valley Conference Newcomer of the Week for the first time in his career on Dec. 11. Martin averaged 20.5 points, 4.5 rebounds and five assists in two starts. He shot 69.6 percent (16-of-23) from the field, 55.6

percent (5-of-9) from 3-point range and did not miss a free throw (4-of-4). He scored 19 points in the Redhawks 50-point win over Harris-Stowe (Dec. 6) and followed that up with 22 points at Horizon League leader Purdue Fort Wayne (Dec. 9).

// Biel Emerges
Junior TJ Biel notched season-highs in points (23) and rebounds (9) at Purdue Fort Wayne (Dec. 9). He shot 8-of-11 from the field and made 7-of-9 free throws against the Mastodons. He is fifth on the team in scoring with 6.6 points per game. Biel did not play at Illinois State (Dec. 21) due to concussion protocol.

// Two Over 20
For the first time this season, Southeast Missouri had two players score over 20 points in a game. TJ Biel pitched in 23 points and Rob Martin added 22 at Purdue Fort Wayne (Dec. 9). Combined, SEMO has had three players finish with over 20 points in a game. Adam Larson is the other with 22 vs. Evansville (Nov. 25).

// Better Shooting
The Redhawks shot a season-high 56.1 percent from the field in their latest victory over Lindsey Wilson (Dec. 17). Southeast Missouri made 32-of-57 from the field in that game. It was the Redhawks highest field goal percentage in a non-conference game since they shot 57.1 percent (32-of-56) during the 2021-22 season-opener at Missouri State (Nov. 9, 2021).

// 50-Point Blowout
Southeast Missouri recorded its largest victory in 10 years when it blew away Harris-Stowe, 95-45, on Dec. 6. SEMO shot a season-best 50 percent (35-of-70) from the field and made a season-high 12 three-pointers against the Hornets. It was the biggest win since the Redhawks beat Central Baptist, 118-56 (+62), on Nov. 11, 2013.

// Defense Rests
The Redhawks allowed their lowest point total of the season when they held Harris-Stowe to just 45 points on Dec. 6. It was the second-lowest points Southeast Missouri held an opponent to under Head Coach Brad Korn. The lowest point total given up by the Redhawks stands at 44 vs. Eastern Illinois (Jan. 30, 2021) with Korn at the helm.

// Balanced Effort
Southeast Missouri drained a season-high 12 three-pointers against Harris-Stowe (Dec. 6). Seven different Redhawks buried a three in that game. Rob Martin and Adam Larson paved the way with three apiece, while Aquan Smart followed close behind with two. Evan Eursher, TJ Biel, BJ Ward and Gavyn Elkamil all came off the bench to make one 3-pointer. SEMO made over 10 three-pointers in a game three times this year.

// Martin Springs for 19 Points
First-year Southeast Missouri point guard Rob Martin scored 19 points in the Redhawks win over Harris-Stowe (Dec. 6). Martin shot 8-of-11 from the field and 3-of-4 from 3-point range. He scored 11 of SEMO's first 16 points of the game.

// Free Throw Margin
Southeast Missouri outscored Missouri Baptist, 26-6, at the free throw line. SEMO's +20 free throw margin is its largest in a game under Head Coach Brad Korn. The Redhawks shot a season-high 78.8 percent (26-of-33) at the charity stripe against the Spartans.

// New Career-High for Larson
Adam Larson scored 10 of his 15 points at the free throw line against Missouri Baptist (Dec. 3). Larson hit a career-high 10-of-12 free throws. He is the only Redhawk to make 10 free throws in a game this season.

// Four See Doubles
A season-high four Southeast Missouri players reached double figures in the scoring column against Missouri Baptist (Dec. 3). Aquan Smart paved the way with 19 points, while Adam Larson followed with 15, Rob Martin had a season-high 12 and TJ Biel chipped in 11 off the bench.

// Martin Fifth in OVC in Assist/ Turnover Ratio
Rob Martin ranks fifth in the Ohio Valley Conference in assist/turnover ratio. Martin leads the Redhawks with 68 assists and has turned the ball over 47 times for a 1.4 ratio. He dished out a season-high seven assists against Southern Indiana (Dec. 29).

// Coke Zero Sugar Classic Recap
Adam Larson scored double figures in two games at the Coke Zero Sugar Classic in Chattanooga, Tennessee over Thanksgiving weekend (Nov. 25-26). Southeast Missouri finished the multi-team event at 0-2, falling to Evansville, 94-73, and tournament host Chattanooga, 72-56. Larson averaged 17.5 points per game and made 10 threes in two starts to lead SEMO. The Redhawks fell to 3-6 all-time during in-season tournament play. It was SEMO's second trip to Chattanooga for a tournament around the Thanksgiving holiday. The Redhawks also played in the CBE Classic there during the 2012-13 season.

// Larson Plays Strong
Adam Larson is fourth on the team with 9.1 points per game through 21 contests. Larson scored a career-high 22 points and made a career-best six 3-pointers vs. Evansville (Nov. 25). A day later, he led the Redhawks with 13 points and hit four more threes at Chattanooga (Nov. 26). Larson started 18-straight games and is second on the team with nine double-digit scoring performances.

LINDENWOOD // JAN. 30

// 3-Point Threat
Adam Larson ranks sixth in the Ohio Valley Conference in 3-point field goals made. Larson is shooting 40.6 percent on 43-of-106 from beyond the arc. He made 10 of those 3-pointers in two games at the Coke Zero Sugar Classic (Nov. 25-26). Larson buried a career-high six treys vs. Evansville (Nov. 25), falling just three shy of tying his program's single-game record in made threes. Larson drained three or more 3-pointers in eight games this season. He made a 3-pointer in 12 of his last 14 starts.

// Tale of Two Halves
Through 21 games, Southeast Missouri has been a better team in the second half than it has in the first. SEMO trailed by double figures in the first half a total of eight times and fell behind by 12 or more in the opening five minutes on three occasions. Opponents are outscoring the Redhawks, 774-654, in the first half. Meanwhile, SEMO won the second half nine times and trails its opponents by just one point (749-748) in the final 20 minutes. SEMO overcame a 12-point second half deficit to get its first win of the season vs. Central Arkansas (Nov. 20).

// Career-High in Assists
Aquan Smart notched a career-high eight assist to go along with his 10 points against Harris-Stowe (Dec. 6). Smart had all but two of those assists in the first half. He ranks second on the team with 56 assists this season.

// Idada Steps Up
Southeast Missouri 7-footer David Idada put together a strong showing at Chattanooga (Nov. 26). Idada scored six points and became the first Redhawk to get double-digit rebounds when he grabbed 12 in that contest. Since he joined the starting lineup in the last two games, Idada finished with nine boards vs. Missouri Baptist (Dec. 3) and seven against Harris-Stowe (Dec. 6).

// Happy to Assist You
Point guard Rob Martin leads the Redhawks with 68 assists through 21 starts this year. Martin is averaging 3.3 assists per game and has dished out four or more on seven occasions. His season-high is seven against Southern Indiana (Dec. 29). Martin ranks fifth in the Ohio Valley Conference in assists per game.

// Redhawks Get First Win
Southeast Missouri picked up its first win of the season with a 70-68 come-from-behind victory over Central Arkansas (Nov. 20). SEMO overcame a 12-point deficit in the second half and won the game on a baseline jumper by Aquan Smart with seven seconds left. Smart hit his game-winner with one second remaining on the shot clock, as well.

// 3-Pointer Streak
As a team, Southeast Missouri has made at least one 3-pointer in 480 consecutive games. The last time SEMO did not make a 3-pointer was vs. Western Illinois (0-of-6) on Dec. 10, 2008.

// Over 50
Adam Larson surpassed 50 three-pointers made in his career when he shot 71.4 percent (10-of-14) from beyond the arc last weekend at the Coke Zero Sugar Classic (Nov. 25-26). Larson currently has 81 career 3-pointers made.

// Free Throw Comparison
Opponents are shooting 24 free throws per game and hold a +7.1 advantage over Southeast Missouri's 16.9 free throw attempts per game this season. SEMO has been outscored at the free throw line, 345-241 (-104), through 21 games. The Redhawks are shooting 68 percent (241-of-356) at the charity stripe.

// About Lindenwood
Lindenwood is presently last in the Ohio Valley Conference standings and heads into Tuesday's contest with a five-game losing streak. LU's only conference win is against Southeast Missouri. The Lions are last in the league in scoring (66.2 ppg), 3-point field goal percentage (.284), 3-point field goal percentage defense (.365), blocks (51), assists (170) and 3-point field goals made (101). Keenon Cole is second in the OVC in scoring with 18.8 points per game.

// Smart Sticks Winning Shot
Guard Aquan Smart drove to his right and buried a baseline jumper with seven seconds left to give Southeast Missouri its first victory of the season vs. Central Arkansas (Nov. 20). Smart was 2-of-10 from the field before the decisive shot. He finished with nine points and five rebounds against the Bears.

// Elkamil and Eursher Come Up Big
Gavyn Elkamil and Evan Eursher each pitched in double figures off the bench to give Southeast Missouri a nice lift against Central Arkansas (Nov. 20). Elkamil scored 11 points for his first double-digit game as a Redhawk. Eursher followed close behind with 10 points and a career-best six rebounds. Elkamil made two-straight 3-pointers to get SEMO within three late in the second half. Eursher then buried a pair of 3-pointers with his second giving the Redhawks a one-point lead with 1:23 to go. Elkamil (3) and Eursher (2) combined for five of SEMO's six 3-pointers in the contest.

// Clark Out for Season
Forward Kobe Clark, after playing the first three games in 2023-24, is out the rest of the season due to a knee injury. Clark was Southeast Missouri's top rebounder with 5.7 per game at the time of his injury.

// Redhawks Drop Season-Opener at Grand Canyon

The Redhawks opened their 2023-24 season with an 88-67 loss at reigning Western Athletic Conference Tournament Champion Grand Canyon (Nov. 6). Adam Larson led Southeast Missouri with 13 points off the bench and Josh Earley followed with 10 as the Redhawks other double-digit scorer. SEMO outscored the Lopes, 37-34, in the second half.

// Season-Openers

With its loss to Grand Canyon (Nov. 6), Southeast Missouri dropped to 19-20 in season-opening games during its NCAA Division I era. Brad Korn is 3-1 in season-openers as the Redhawks head coach. All four of those matchups were on the road.

// Starting Debuts

Four of five players made their starting debuts for Southeast Missouri at Grand Canyon (Nov. 6). Guards Rob Martin, TJ Biel and Braxton Stacker, and forward Josh Earley started for the first time as Redhawks. Earley, who played in 31 games off the bench a year ago, scored 10 points against the Lopes.

// Welcome to Division I Basketball

Four players, including TJ Biel, David Idada, BJ Ward and Marqueas Bell played in their first NCAA Division I basketball game at Grand Canyon (Nov. 6). Biel spent the last two years at the junior college level and Idada sat out the 2022-23 season due to NCAA regulations. Meanwhile, Ward and Bell are true freshmen on this year's roster. Biel had eight points and four rebounds, and Ward dished out a game-high five assists and had no turnovers against the Lopes.

// Redhawks Down Henderson State in Only Exhibition Matchup

Aquan Smart scored 16 points, grabbed six rebounds and had six assists to lead Southeast Missouri to a 76-61 exhibition win over Henderson State in exhibition action on Oct. 23. Smart scored 10 of his points in the first half and did not miss a free throw going 8-of-8 at the charity stripe. SEMO trailed, 22-16, with 10:53 remaining in the first half when it used an 11-0 run to take a five-point advantage. Evan Eursher made a jumper to get the Redhawks within two and Braxton Stacker threw an alley oop pass to TJ Biel who threw down a dunk to tie the game at 22-22. Smart then drained a 3-pointer off a HSU turnover and Josh Earley added a second-chance layup to push SEMO's lead to 27-22 with just under seven minutes left. The Reddies tied things up at 29-29 at the 4:31 mark, but the Redhawks built their biggest lead of the half at 38-32 on two free throws by Smart. Tim McDonald's 3-pointer at the buzzer narrowed the score to 38-35 at the intermission. SEMO never trailed again and got a nice lift from Earley to start the second half. Earley scored the first eight points in 3:16. His dunk at the end of that stretch extended the Redhawks lead to 46-37 with 16:44 to go. Shortly after Ken Lewis made two free throws to get HSU within three (48-45), David Idada scored in the paint and Gavyn Elkamil rebounded a missed 3-pointer by Biel and scored to put SEMO ahead, 52-45, with 10:41 left. Stacker's corner 3-pointer ran the Redhawks lead to double-digits (55-45). That make was part of a 7-0 run for SEMO during a period where HSU didn't score for over four-and-a-half minutes. Dylan Branson's second-chance layup gave SEMO a 63-50 lead. The Reddies, however, kept chipping away and countered with a 9-0 run. McDonald's two free throws closed SEMO's lead to 63-59 with 4:19 to go and that was as close as HSU could get the rest of the way. BJ Ward knocked down a jumper and Stacker stole the ball and scored on a fast break dunk to widen SEMO's margin to 67-59. Ward and Elkamil each buried a 3-pointer to polish off SEMO's 15-point preseason win. Smart led five Redhawks with double figures in the scoring column. Earley followed with 12 points, while Biel, Stacker and Ward pitched in 10 apiece. SEMO shot 41.3 percent (26-of-63) from the field and 81 percent (17-of-21) at the free throw line for the game. The Redhawks also outrebounded the Reddies, 40-34.

// Year Four for Korn

Brad Korn is in his fourth year as Southeast Missouri's head coach. Korn led SEMO to its first Ohio Valley Conference Tournament title and NCAA Tournament appearance in over two decades during the 2022-23 season. SEMO became the first #5 seed to ever win the OVC Tournament winning four games in four days along the way. Korn is 51-65 overall and 29-34 in the OVC as the Redhawks head coach.

// Returning Starters

Guards Dylan Branson and Aquan Smart are the only starters returning from a year ago. Branson is the most experienced on Southeast Missouri's roster. A two-year starter who is in his fourth year with the program, Branson played in a total of 95 games and made 54 starts in his career. In 2022-23, he averaged 6.8 points and 4.6 rebounds per game. Branson ranked fifth on the team with 26 three-pointers made, dished out 60 assists and added 30 steals. Smart started 25 of 32 games averaging 7.4 points and 3.1 rebounds. He ranked second on the team in both assists (70) and steals (48).

// Statistically Speaking

In league play alone, Southeast Missouri was the top Ohio Valley Conference scoring team with an average of 81.4 points per game. The Redhawks put up 80 or more points in 11 of their 18 OVC contests. Overall, SEMO was first in the league in turnover margin (+1.56) forcing an average of 14.6 per game. The Redhawks assisted on 497 of their 958 made field goals at a rate of 51.8 percent during the 2022-23 campaign. The 497 assists were fifth-most in program history. SEMO also established top-five single-season marks during their program's tenure in OVC

wins (t4th, 10), points (3rd, 2,798), field goals attempted (2nd, 2,191), 3-pointers made (2nd, 286), 3-pointers attempted (1st, 875), free throws made (3rd, 587), free throws attempted (4th, 828) and steals (2nd, 251).

// Experienced Veteran

Dylan Branson is the most experienced on Southeast Missouri's 15-man roster this season. Branson has played in 100 games and made 57 starts in his career. A two-year starter, Branson is in his fourth year with the program. He entered the 2023-24 season with a streak of 22 consecutive starts.

// Korn Contract Extension

Southeast Missouri Head Coach Brad Korn agreed to a four-year contract extension through the 2026-27 season, Vice President for Intercollegiate Athletics Brady Barke announced on July 26, 2023. Korn's new contract will run through April 30, 2027.

// Newest Redhawks

The Redhawks welcome six new players, including three transfers and three freshmen. Guard Rob Martin spent the 2022-23 season at Missouri Valley Conference member Indiana State. Martin played in 12 games as a reserve finishing with 11 points, nine assists and four rebounds. TJ Biel, another guard, started four of nine games while averaging 9.3 points and 4.1 rebounds in one season at Triton College. Before that, Biel was an All-Region 24 honoree at Vincennes University in 2021-22. Guard Braxton Stacker comes to SEMO from former Ohio Valley Conference member Murray State, where he grabbed four rebounds in 12 games off the bench last season. Guards Marques Bell, BJ Ward and Asa Barnes are the freshmen. A Missouri Basketball Coaches Association Class 6 All-State selection, Bell scored 20.7 points and averaged 5.1 rebounds as a senior at Park Hill High School. He is the younger brother of former Michigan and current San Francisco 49ers wide receiver Ronnie Bell. Ward was a three-year starting point guard at Chaminade College Preparatory School. He averaged 14.8 points and led the team with 195 assists and 33 steals his senior year. A walk-on, Barnes joins the Redhawks from Wichita Southeast High School. He is the younger brother of Israel Barnes, who played one season at SEMO in 2022-23.

// Season 117

Southeast Missouri is in its 117th season of basketball. This year marks SEMO's 33rd as an NCAA Division I program. The Redhawks are 394-570 since joining the Division I ranks in 1991-92. SEMO has a total of nine winning seasons, one Ohio Valley Conference regular-season title (1999-2000), two OVC Tournament crowns (1999-2000, 2022-23) and two NCAA Tournament appearances (1999-2000, 2022-23) as a Division I program.

// Up Next

Southeast Missouri starts its second half of Ohio Valley Conference play when it hosts Western Illinois on Feb. 3.

ROSTER

1 **Rob Martin**
Guard / 5-10 / 160 / So.
St. Louis, Mo. / Christian Brothers H.S. / Indiana State

Notes: *First on the team in scoring with 11.6 ppg...Leads the team with 68 assists and ranks fifth in the Ohio Valley Conference with 3.3 assists per game...Scored double figures in 13 of his last 16 starts...Averages 13.4 points per game in OVC play.*

2 **BJ Ward**
Guard / 6-0 / 180 / Fr.
St. Louis, Mo. / Chaminade College Prep School

Notes: *Averages 3.3 ppg and stands third on the team with 36 assists...Played in 19 games off the bench.*

3 **Aquan Smart**
Guard / 6-3 / 175 / Jr.
Evanston, Ill. / Niles North H.S. / Florida International

Notes: *Buried the game-winning shot to give SEMO its first win of the season vs. Central Arkansas (11/20)...Averages 9.5 points and 3.2 rebounds in 19 starts...Scored double figures eight times...Second on the team in scoring.*

4 **Adam Larson**
Forward / 6-9 / 180 / So.
Fennimore, Wis. / Fennimore H.S.

Notes: *Fourth on the team in scoring with 9.1 ppg...Started each of the last 18 games...Scored a career-high 22 points and made a career-best six 3-pointers vs. Evansville (11/25)...Leads the team in 3-pointers made and 3-pt FG percentage.*

5 **TJ Biel**
Guard / 6-7 / 205 / Jr.
Calgary, Alberta, Canada / Edge School / Triton College

Notes: *Averages 6.6 points and 3.4 rebounds per game...Scored double figures in four games with a season-high 23 at Purdue Fort Wayne (12/9)...Made first career OVC start (1/20).*

10 **David Idada**
Center / 7-0 / 250 / So.
Barendrecht, Netherlands / Golden State Prep

Notes: *Averages 1.8 points and 2.9 rebounds per game...Had a season-high six points and 12 rebounds in 15 minutes off the bench at Chattanooga (11/26)...First on the team with 11 blocks...Started three games.*

11 **Evan Eursher**
Guard / 6-2 / 177 / So.
Hendersonville, Tenn. / The Webb School

Notes: *Scored double figures for the first time this season when he dropped in 10 and added a career-high six rebounds vs. Central Arkansas (11/20)...Averages 4.7 points and 2.9 rebounds...Made first career start at Tennessee Tech (1/13).*

12 **Asa Barnes**
Guard / 6-2 / 165 / Fr.
Wichita, Kan. / Wichita Southeast H.S.

Notes: *Did not play the first 21 games.*

21 **Josh Earley**
Forward / 6-7 / 242 / Sr.
Shawnee Mission, Kan. / Bishop Miege H.S. / Tulsa

Notes: *Scored double figures eight times...Ranks third on the team in scoring with 9.3 points per game and second with 4.1 rebounds per contest...Scored over 10 points in each of his last six starts...SEMO's second-leading scorer in OVC games (13 ppg).*

22 **Gavyn Elkamil**
Guard / 6-5 / 190 / So.
Pittsburg, Kan. / Link Prep Academy / Tulsa

Notes: *Registered double figures in the scoring column for the first time in his career when he had 11 points off the bench vs. Central Arkansas (11/20)...Averages 2.5 points and 2.1 rebounds per contest.*

24 **Kobe Clark**
Forward / 6-6 / 180 / Jr.
St. Louis, Mo. / Vashon H.S. / Georgetown

Notes: *Played in the first three games of the season...Is out the rest of the 2023-24 campaign with a knee injury.*

33 **Dylan Branson**
Guard / 6-5 / 220 / Jr.
St. Louis, Mo. / Mehlville H.S.

Notes: *Played in nine games and made three starts after missing the first 10 contests of the season with a broken foot injury...Averages four points and 3.6 rebounds per game...Missed last two games with re-aggravated foot injury.*

35 **Mason Hanback**
Center / 7-0 / 245 / So.
Jackson, Tenn. / Tennessee Prep

Notes: *Played in 19 games...Logged six minutes off the bench in his first game of the year at Butler (11/10)...Leads the team with a .655 field goal percentage.*

44 **Braxton Stacker**
Guard / 6-5 / 185 / So.
Fairview Heights, Ill. / Cardinal Ritter H.S. / Murray State

Notes: *Ranks sixth on the team in scoring with 6.4 points per game in 21 games and 17 starts...Scored double figures on three occasions...Second on the team with 10 blocks and 20 steals.*

55 **Marqueas Bell**
Guard / 6-3 / 165 / Fr.
Kansas City, Mo. / Park Hill H.S.

Notes: *Averages 2.6 points and 1.3 rebounds per game in 15 contests off the bench...Finished with six points and three rebounds at Butler (11/10)...Made a season-high three free throws vs. Lindenwood (1/11)...Also scored six points at Little Rock (1/27).*

ROSTER

ALPHABETICAL ROSTER

No.	Name	Pos.	Ht.	Wt.	Cl.	Hometown (High School/College)
12	Asa Barnes	G	6-2	165	Fr.	Wichita, Kan. (Wichita Southeast)
55	Marqueas Bell	G	6-3	165	Fr.	Kansas City, Mo. (Park Hill)
5	TJ Biel	G	6-7	205	Jr.	Calgary, Alberta, Canada (Edge School/Triton College)
33	Dylan Branson	G	6-5	220	Jr.	St. Louis, Mo. (Mehlville)
24	Kobe Clark	F	6-6	180	Jr.	St. Louis, Mo. (Vashon/Georgetown)
21	Josh Earley	F	6-7	242	Sr.	Shawnee Mission, Kan. (Bishop Miege/Tulsa)
22	Gavyn Elkamil	G	6-5	190	So.	Pittsburg, Kan. (Link Prep Academy/Tulsa)
11	Evan Eursher	G	6-2	177	So.	Hendersonville, Tenn. (The Webb School)
35	Mason Hanback	C	7-0	245	So.	Jackson, Tenn. (Tennessee Prep)
10	David Idada	C	7-0	250	So.	Barendrecht, Netherlands (Golden State Prep)
4	Adam Larson	F	6-9	180	So,	Fennimore, Wis. (Fennimore)
1	Rob Martin	G	5-10	160	So.	St. Louis, Mo. (Christian Brothers/Indiana State)
3	Aquan Smart	G	6-3	175	Jr.	Evanston, Ill. (Niles North/Florida International)
44	Braxton Stacker	G	6-5	185	So.	Fairview Heights, Ill. (Cardinal Ritter/Murray State)
2	BJ Ward	G	6-0	180	Fr.	St. Louis, Mo. (Chaminade Prep School)

Head Coach: Brad Korn, Fourth Year (Southern Illinois, 2004)
Assistant Coach: J.R. Reynolds, Second Year (Eastern Illinois, 2004)
Assistant Coach: Connor Wheeler, Second Year (SIU Edwardsville, 2016)
Assistant Coach: LaDon Champagnie, First Year (Missouri Baptist, 2013)
Director of Operations: Ryan Strohm, First Year (Greenville College, 2016)
Managers: Jake Stinson, Brett Hassel, Ryan Standley, Connor Cameron

SEMO BASKETBALL

BREAKDOWN BY CLASS

Total Squad Members	15
Seniors	1
Juniors	4
Sophomores	7
Freshmen	3

GEOGRAPHICAL

Canada	1
Illinois	2
Kansas	3
Missouri	5
Netherlands	1
Tennessee	2
Wisconsin	1

BY POSITION

Center	2
Forward	3
Guard	10

PRONUNCIATIONS

Marqueas Bell	mar-KEZ
TJ Biel	beel
Gavyn Elkamil	elk-uh-mill
Evan Eursher	urr-sure
Mason Hanback	hand-back
David Idada	EE-dah-dah
Aquan Smart	uh-QWAN

OVC TOURNAMENT CHAMPIONS | 1999-2000 • 2022-2023
NCAA TOURNAMENT | 1999-2000 • 2022-2023

RADIO/TV ROSTER

1 | **Rob Martin**
G / 5-10 / 160 / So.
St. Louis, Mo.



2 | **BJ Ward**
G / 6-0 / 180 / Fr.
St. Louis, Mo.

3 | **Aquan Smart**
G / 6-3 / 175 / Jr.
Evanston, Ill.

4 | **Adam Larson**
F / 6-9 / 180 / So.
Fennimore, Wis.

5 | **TJ Biel**
G / 6-7 / 205 / Jr.
Calgary, Alberta, Canada



10 | **David Idada**
C / 7-0 / 250 / So.
Barendrecht, Netherlands

11 | **Evan Eursher**
G / 6-2 / 177 / So.
Hendersonville, Tenn.

12 | **Asa Barnes**
G / 6-2 / 165 / Fr.
Wichita, Kan.

21 | **Josh Earley**
F / 6-7 / 242 / Sr.
Shawnee Mission, Kan.

22 | **Gavyn Elkamil**
G / 6-5 / 190 / So.
Pittsburg, Kan.

24 | **Kobe Clark**
F / 6-6 / 180 / Jr.
St. Louis, Mo.

33 | **Dylan Branson**
G / 6-5 / 220 / Jr.
St. Louis, Mo.



35 | **Mason Hanback**
C / 7-0 / 245 / So.
Jackson, Tenn.

44 | **Braxton Stacker**
G / 6-5 / 185 / So.
Fairview Heights, Ill.

55 | **Marqueas Bell**
G / 6-3 / 165 / Fr.
Kansas City, Mo.

Brad Korn
Head Coach
Fourth Year

J.R. Reynolds
Assistant Coach
Second Year



Connor Wheeler
Assistant Coach
Second Year

LaDon Champagnie
Assistant Coach
First Year

Ryan Strohm
Director of Operations
First Year

MEDIA INFORMATION

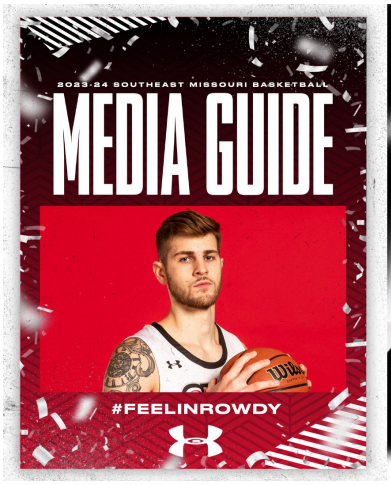

// Strategic Communications

The Southeast Missouri Strategic Communications Office is always willing to assist the media with their coverage of Redhawk basketball. All media and credential requests should be made to Associate Director of Athletics Jeff Honza. Should you need any information, feel free to call anytime, day or night. Honza can be reached at (573) 651-2933 (work) or (618) 528-1145 (mobile).

// In-Season Interview Policy

All of Southeast Missouri's basketball student-athletes and coaches will be available to the media throughout the 2023-24 season. Interviews should be arranged through the Southeast Missouri Strategic Communications Office. Interviews with players and coaches will be conducted either before or after practices during the season. Please let the Strategic Communications Office know if you plan to attend practice. Practices are held at either the Show Me Center or Student Recreation Center.

// Credentials

Credentials are required for entrance to the Show Me Center. To request season or single-game credentials, please contact Jeff Honza in the Southeast Missouri Strategic Communications Office by phone at (573) 651-2933 or email at redhawk1@me.com/ jhonza@semo.edu. Credentials can be picked up at the NCAA Pass Gate located at the Northeast entrance of the Show Me Center. Southeast Missouri follows the guidelines set forth by the NCAA governing the issuance of credentials. Press credentials will be issued to accredited sports writers of daily and weekly newspapers. Photo passes will be issued to accredited members of the photo media working for newspapers and television stations. All credential requests should come from sports editors, directors or anchors. Spouses, dates and minors will not be permitted on Press Row or in the press areas at the Show Me Center. Any unauthorized use of credentials will result in revocation of credentials issued by Southeast Missouri State University and credential requests will not be honored for future SEMO athletic events.

// Postgame Interviews

The Southeast Missouri Strategic Communications staff will make requested student-athletes available to the media at the conclusion of each game. Head Coach Brad Korn's first postgame responsibility after meeting with the team is his live radio show. Korn and selected student-athletes will address the media after every game and the opposing head coach will be available upon request. Korn will address any media immediately after his postgame radio obligation with the Redhawks Radio Network.

// Photographers/Videographers

Photographers and videographers working the floor level at the Show Me Center are required to shoot from behind the dash lines along the baselines and must sit on the floor in those areas. The Strategic Communications Department may identify other positions off the court where photographers/videographers may work, provided the view is not blocked for fans. At no time may photographers/ videographers work directly from behind the official scorer's table and team benches, and in front of any courtside signage. No tripods may be placed on or beside the court and flash photography is strictly prohibited.

// Visiting Radio

A courtesy ethernet line is available for official visiting team radio use at the Show Me Center. If additional lines are needed, they must be secured by calling (573) 651-2275 at least one week in advance. space along with ethernet lines and multiple live camera angles will be provided. Contact Jeff Honza for more information.

// Basketball Radio Show

Southeast Missouri's basketball radio show will be on Mondays at Wings Etc. with shows at the Cape Girardeau (3047 William Street), Jackson (2003 E. Jackson Blvd.) and Dexter (529 N. Walnut) locations during the season. The radio show airs live from Noon-1 p.m., CT, on ESPN 93.5 FM and 1220 AM each week. You can also watch all of Southeast Missouri's basketball radio shows live online at SEMOESPN.com.

HEAD COACH BRAD KORN

BRAD KORN

// Head Coach // Fourth Year // Southern Illinois, 2004

Brad Korn has the spotlight back on Southeast Missouri basketball entering his fourth year as head coach.

In 2022-23, Korn led SEMO to a remarkable postseason run that resulted in the Redhawks winning their first Ohio Valley Conference Tournament title and advancing to the NCAA Tournament for the first time in over two decades.

SEMO, which became the first #5 seed to ever win the OVC Tournament, won four games in four days to hoist its first trophy since 1999-2000. Along the way, the Redhawks knocked off the tourney's top two seeds in #1 Morehead State and #2 Tennessee Tech to claim only their second NCAA Tournament berth in program history.

The Redhawks finished their historic 2022-23 campaign at 19-17 overall and 10-8 in the OVC. SEMO snapped a streak of eight-straight losing records by postint both overall and OVC winning records in a season for the first time since 2004-05. The Redhawks 10 conference wins were their most in a season since the 1999-2000 team went 14-4.

Guards Chris Harris (1,169) and Phillip Russell (1,016), both 1,000-point scorers in their careers, earned All-OVC honors. Russell garnered first-team accolades and Harris was a second-team selection. Both also made the OVC Tournament Team with Harris taking the event's coveted Most Valuable Player honor.

In conference play alone, SEMO was the league's top scoring team with an average of 81.4 points per game in 2022-23. The Redhawks put up 80 or more points in 11 of their 18 league contests. Overall, SEMO was first in the OVC in turnover margin (+1.56) forcing 14.6 per game.

Korn's 2022-23 squad assisted on 497 of 958 made field goals at a rate of 51.8 percent. The Redhawks' 497 assists were teh fifth-most in a season in program history. SEMO's 36 games played are the most in a season all-time. The Redhawks also established top-five single-season marks during their program's tenure in OVC wins (t4th, 10), points (3rd, 2,798), field goals attempted (2nd, 2,191), 3-pointers made (2nd, 286), 3-pointers attempted (1st, 875), free throws made (587, 3rd), free throws attempted (4th, 828), assists (5th, 497) and steals (2nd, 251).

SEMO's storybook 2022-23 season received unprecedented media attention. Korn and Harris were featured in a live interview with Inside College Basketball studio hosts Clark Kellogg, Seth Davis, Greg Gumbel and Jay Wright on Selection Sunday prior to the Atlantic 10 Championship game. Several national media outlets latched on to the Redhawks not soon to be forgotten run.

Korn became just the second head coach in SEMO basketball history to lead his team to back-to-back trips to the OVC Tournament semifinals (2022, 2023) and reach the tournament's title game (2023).

His team records steadily improved over his first three seasons at the helm going from 11 victories during his year in 2020-21, to 14 in 2022-22 and 19 in 2022-23.

The OVC Tournament semifinal appearance in 2021-22 was SEMO's first in 17 years. The Redhawks were 14-18 overall and fourth in the conference with an 8-9 mark.

That year SEMO again had two All-OVC performers. Eric Reed, Jr. claimed first-team accolades and Russell was a

second-team pick.

Statistically, the Redhawks completed the 2021-22 campaign ranked among the top three in the OVC in scoring offense (3rd, 75.6 ppg), free throw percentage (2nd, .732), turnover margin (3rd, +0.41) and 3-point field goals made (1st, 281).

Korn's first head coaching job came anything but easy first taking over at SEMO in the middle of a global COVID-19 pandemic.

Throughout all the challenges and uncertainties during an unprecedented 2020-21 season, Korn led his first SEMO club to an overall record of 11-16 and seventh-place showing in the OVC.

The Redhawks made the OVC Tournament for the first time since 2016-17 and saw a +4 improvement in total wins and +6 jump in OVC victories from the season before. At the time, SEMO's nine conference victories matched the program's most in a season in 20 years.

SEMO rated among the top five OVC teams in 3-point field goal percentage (5th, .352), rebounding margin (5th, +2.2), defensive rebounds (5th, 25.6 per game) and defensive rebound percentage (1st, .764).

Korn was officially introduced as SEMO's head coach on Mar. 23, 2020 and is the seventh head coach in the program's NCAA Division I era (since 1991-92).

Prior to arriving in Cape Girardeau, Korn spent five years at Big 12 Conference member Kansas State working four seasons as an assistant coach and one as the program's Director of Operations.

In his final four years back at K-State after returning following a three-year stint at Missouri State (2013-16), Korn helped the Wildcats to 82 wins and three-straight NCAA Tournaments. K-State posted consecutive 25-win campaigns for the first time in school history (2017-18, 2018-19).

During his first year back in 2016-17, the Wildcats won 21 games, including eight over teams that advanced to the postseason and knocked off Wake Forest in the NCAA First Four before losing to #18 Cincinnati in the NCAA South Regional First Round.

Working primarily with the post players, Korn was a big influence on the development of two-time All-Big 12 First Team selection Dean Wade, who became the fourth Wildcat to earn All-Big 12 First-Team honors in 2018 and just the second to do so in back-to-back seasons. Wade is one of just three players to rank in the school's Top 10 in both career scoring (1,510) and rebounding (685). He was instrumental in the progress of Makol Mawien, who has started every game in his K-State career and emerged as one of the top big men in the Big 12.

Korn was also key in the growth of All-Big 12 selections Wesley Iwundu and D.J. Johnson

during his first season as an assistant coach in 2016-17. Iwundu, who was twice named Third Team All-Big 12, became the first Wildcat since 2008 to be taken in the NBA Draft when he was selected with 33rd overall pick by the Orlando Magic. Johnson, an honorable mention all-league selection, broke the career field goal percentage record at 59.5 percent, while setting the single-season mark for the second consecutive season at 62.3 percent in 2016-17.

Korn spent one season on Bruce Weber's inaugural staff at K-State as Director of Operations in 2012-13, helping the Wildcats to a 27-8 overall record and their first-ever Big 12 regular-season title. It was the school's first conference title since 1977, while the 27 wins rated second-most in school history.

Overall, he has 19 years of Division I experience, which includes time at his alma mater – Southern Illinois (2004-12). Korn has extensive ties to Weber after playing his first four years (1999-2003) for him at Southern Illinois. He redshirted in 1999-2000 before playing the next three years for Weber. He concluded his playing career for (current Purdue head coach) Matt Painter in 2003-04 before spending the next eight years (2004-12) at SIU as an assistant

HEAD COACH BRAD KORN

for then-Saluki head coach and then-K-State associate head coach Chris Lowery.

Korn returned to Manhattan in May 2016 after three seasons at Missouri State, where he served as an assistant coach to then-head coach Paul Lusk from 2013-16. At MSU, he helped the Bears to 44 wins, including a 20 -win season and a trip to the CollegeInsider.com Tournament in 2013-14.

Korn helped mentor a number of All-Missouri Valley honorees during his stay at Missouri State, including 2014 All-MVC Second-Team selection Jarmar Gulley and 2016 MVC Newcomer of the Year Dequon Miller. In addition, he coached three MVC All-Freshman Team honorees in Austin Ruder in 2014 and Obediah Church and Jarred Dixon in 2016 as well as two Most Improved Team members (Dorrian Williams in 2015 and Chris Kendrix in 2016).

Prior to his first stint at K-State, Korn spent eight years (2004-12) at Southern Illinois, including his final six years as a full-time assistant under Lowery. He helped the Salukis post a 145-116 (.556) overall record with four postseason appearances, two Missouri Valley Conference championships and one State Farm Missouri Valley Conference Tournament title. The squad won 20 or more games and advanced to the NCAA Tournament on three occasions (2005, 2006, 2007) during his tenure as an assistant coach, including a 2007 trip to the Sweet 16. He was a graduate assistant at SIU his first two years before being elevated to a full-time assistant coach on Jan. 31, 2006.

A native of Plano, Illinois, Korn helped the Salukis through one of their greatest periods of success from 1999 to 2004. The squad went from 16 wins his redshirt-freshman season to three consecutive NCAA Tournament appearances under Weber and Painter. He was also a part of three Missouri Valley regular season championships as a player.

The 6-foot-9 forward saw action in 121 games in his career, averaging 5.2 points and 2.3 rebounds in 14.5 minutes per game. As a senior, he averaged 9.7 points on 41 percent shooting with four rebounds and 1.9 assists in helping SIU to 25 wins and a 17-1 mark in MVC play. He was named to the league's Most Improved Team.

Korn earned a bachelor's degree in Marketing from Southern Illinois in 2004 and his master's degree in Administrative Studies from Missouri State in 2016.

He resides in Cape Girardeau with his wife, Kristin, and daughters Brielyn and Ashtyn.

The Korn File

Experience:
19th Year (Fourth at SEMO)

Hometown:
Plano, Ill.

Birthdate:
August 22, 1981

Alma Mater:
Southern Illinois, 2004

Education:
BB.A. Marketing (Southern Illinois)
Master's Administrative Studies (Missouri State)

Date Hired:
March 23, 2020

Family:
Wife - Kristin
Children - Brielyn, Ashtyn

Playing Experience:
Southern Illinois, 1999-04

Coaching Experience:
Southern Illinois, Graduate Asst., 2004-06
Southern Illinois, Assistant Coach, 2006-12
Kansas State, Dir. of Operations, 2012-13
Missouri State, Assistant Coach, 2013-16
Kansas State, Assistant Coach, 2016-20
Southeast MIssouri, 2020-pr.

SEMO BASKETBALL

HEAD COACH BRAD KORN

Korn Year-by-Year Records

Year	School	Assignment	Record	Conference/Finish	Postseason
2004-05	Southern Illinois	Graduate Assistant	27-8	15-3/1st	NCAA Second Round
2005-06	Southern Illinois	Graduate Assistant	22-11	12-6/2nd	NCAA First Round
2006-07	Southern Illinois	Assistant Coach	29-7	15-3/1st	NCAA Sweet 16
2007-08	Southern Illinois	Assistant Coach	18-15	11-7/3rd	NIT Second Round
2008-09	Southern Illinois	Assistant Coach	13-18	8-10/5th	-
2009-10	Southern Illinois	Assistant Coach	15-15	6-12/9th	-
2010-11	Southern Illinois	Assistant Coach	13-19	5-13/8th	-
2011-12	Southern Illinois	Assistant Coach	8-23	5-13/9th	-
2012-13	Kansas State	Director of Operations	27-8	14-4/1st	NCAA Second Round
2013-14	Missouri State	Assistant Coach	20-13	9-9/4th	CollegeInsider.com Tourn. (CIT)
2014-15	Missouri State	Assistant Coach	11-20	5-13/8th	-
2015-16	Missouri State	Assistant Coach	13-19	8-10/7th	-
2016-17	Kansas State	Assistant Coach	21-14	8-10/6th	NCAA First Round
2017-18	Kansas State	Assistant Coach	25-12	10-8/4th	NCAA Elite Eight
2018-19	Kansas State	Assistant Coach	25-9	14-4/1st	NCAA First Round
2019-20	Kansas State	Assistant Coach	11-21	3-15/10th	-
2020-21	Southeast Missouri	Head Coach	11-16	9-11/7th	-
2021-22	Southeast Missouri	Head Coach	14-18	8-9/4th	-
2022-23	Southeast Missouri	Head Coach	19-17	10-8/5th	OVC Tournament Champions NCAA First Four
2023-24	Southeast Missouri	Head Coach	7-14	2-6	-

Overall Record: 51-65
Record at Southeast Missouri, 51-65, 29-34 Ohio Valley Conference (4 years)
Record as a College Assistant: 222-205
Record as a Graduate Assistant: 49-19

OVC TOURNAMENT CHAMPIONS | 1999-2000 • 2022-2023
NCAA TOURNAMENT | 1999-2000 • 2022-2023

2023-24 OVERALL STATISTICS

Game Records

Record	Overall	Home	Away	Neutral
ALL GAMES	7-14	7-3	0-10	0-1
CONFERENCE	2-6	2-2	0-4	0-0
NON-CONFERENCE	5-8	5-1	0-6	0-1

Score by Periods

Team	1st	2nd	OT	TOT
Southeast Mo. St.	654	748	19	1421
Opponents	774	749	17	1540

Team Box Score

No.	Player				Total		3-Point		F-Throw		Rebounds											
		GP-GS	MIN	AVG	FG-FGA	FG%	3FG-3FGA	3FG%	FT-FTA	FT%	OFF	DEF	TOT	AVG	PF	DQ	A	TO	BLK	STL	PTS	AVG
1	MARTIN, Rob	21-21	633:34	30.2	92-217	.424	26-70	.371	33-39	.846	13	36	49	2.3	41	0	68	47	0	13	243	11.6
3	SMART, Aquan	21-19	489:43	23.3	68-195	.349	12-62	.194	51-68	.750	5	63	68	3.2	59	1	56	52	6	21	199	9.5
21	EARLEY, Josh	19-18	389:60	20.5	83-142	.585	0-0	.000	11-20	.550	29	48	77	4.1	25	0	3	30	8	9	177	9.3
4	LARSON, Adam	21-18	446:01	21.2	61-140	.436	43-106	.406	26-40	.650	14	48	62	3.0	34	0	14	11	7	8	191	9.1
5	BIEL, TJ	20-4	375:09	18.8	45-96	.469	11-38	.289	30-46	.652	19	49	68	3.4	39	0	9	14	5	8	131	6.6
44	STACKER, Braxton	21-18	379:35	18.1	44-117	.376	10-32	.313	37-48	.771	17	44	61	2.9	43	0	14	29	10	20	135	6.4
11	EURSHER, Evan	19-1	348:09	18.3	31-86	.360	16-48	.333	11-14	.786	14	41	55	2.9	26	0	22	11	0	10	89	4.7
33	BRANSON, Dylan	9-3	187:34	20.8	13-39	.333	0-12	.000	10-13	.769	15	17	32	3.6	33	3	21	15	0	9	36	4.0
24	CLARK, Kobe	3-0	47:33	15.9	4-9	.444	1-5	.200	2-5	.400	7	10	17	5.7	5	0	2	4	0	2	11	3.7
2	WARD, BJ	19-0	341:56	18.0	26-88	.295	6-45	.133	4-9	.444	3	23	26	1.4	24	0	36	17	2	9	62	3.3
55	BELL, Marqueas	15-0	102:54	6.9	15-29	.517	1-5	.200	8-14	.571	0	19	19	1.3	11	0	6	5	0	2	39	2.6
22	ELKAMIL, Gavyn	14-0	132:06	9.4	10-40	.250	8-28	.286	7-7	1.000	10	19	29	2.1	12	0	10	2	2	2	35	2.5
35	HANBACK, Mason	19-0	176:23	9.3	19-29	.655	0-0	.000	1-4	.250	11	19	30	1.6	28	0	2	8	5	2	39	2.1
10	IDADA, David	19-3	174:23	9.2	12-29	.414	0-1	.000	10-29	.345	22	34	56	2.9	32	1	4	17	11	7	34	1.8
Team											17	14	31					8				
Total		**21**	**4225**		**523-1256**	**.416**	**134-452**	**.296**	**241-356**	**.677**	**196**	**484**	**680**	**32.4**	**412**	**5**	**267**	**270**	**56**	**122**	**1421**	**67.7**
Opponents		**21**	**4225**		**544-1171**	**.465**	**107-340**	**.315**	**345-506**	**.682**	**178**	**577**	**755**	**36.0**	**355**	**6**	**261**	**278**	**67**	**148**	**1540**	**73.3**

Team Statistics

	SEMO	OPP
Scoring	**1421**	**1540**
Points per game	67.7	73.3
Scoring margin	-5.7	-
Field goals-att	**523-1256**	**544-1171**
Field goal pct	.416	.465
3 point fg-att	**134-452**	**107-340**
3-point FG pct	.296	.315
3-pt FG made per game	6.4	5.1
Free throws-att	**241-356**	**345-506**
Free throw pct	.677	.682
F-Throws made per game	11.5	16.4
Rebounds	**680**	**755**
Rebounds per game	32.4	36.0
Rebounding margin	-3.6	-
Assists	**267**	**261**
Assists per game	12.7	12.4
Turnovers	**270**	**278**
Turnovers per game	12.9	13.2
Turnover margin	+0.4	-
Assist/turnover ratio	1.0	0.9
Steals	**122**	**148**
Steals per game	5.8	7.0
Blocks	**56**	**67**
Blocks per game	2.7	3.2
Winning streak	**0**	**-**
Home win streak	1	-
Attendance	**14987**	**28377**
Home games-Avg/Game	10-1499	10-2838
Neutral site-Avg/Game	-	1-2163

Team Results

Date	Opponent		Score	Att.
11/06/2023	at Grand Canyon	L	67-88	7186
11/10/2023	at Butler	L	56-91	7072
11/15/2023	Evansville	L	57-76	1023
11/20/2023	Central Ark.	W	70-68	1231
11/25/2023	vs Evansville	L	74-93	2163
11/26/2023	at Chattanooga	L	56-72	2907
11/30/2023	at Kansas City	L	44-74	1297
12/03/2023	Mo. Baptist	W	84-56	1242
12/06/2023	Harris-Stowe	W	95-45	1563
12/09/2023	at Purdue Fort Wayne	L	80-89	1838
12/17/2023	Lindsey Wilson	W	87-59	1869
12/21/2023	at Illinois St.	L	64-85	3361
12/29/2023	Southern Ind.	Wot	93-91	1470
12/31/2023	Morehead St.	L	64-83	1849
01/04/2024	at Western Ill.	L	61-68	629
01/06/2024	Bethel (TN)	W	71-61	1423
01/11/2024	Lindenwood	L	68-74	1175
01/13/2024	at Tennessee Tech	L	59-70	1210
01/20/2024	SIUE	W	52-47	2142
01/25/2024	at UT Martin	L	58-84	1521
01/27/2024	at Little Rock	L	61-66	1356

2023-24 OVC STATISTICS

Game Records

Record	Overall	Home	Away	Neutral
ALL GAMES	2-6	2-2	0-4	0-0
CONFERENCE	2-6	2-2	0-4	0-0
NON-CONFERENCE	0-0	0-0	0-0	0-0

Score by Periods

Team	1st	2nd	OT	TOT
Southeast Mo. St.	238	259	19	516
Opponents	281	285	17	583

Team Box Score

No.	Player				Total		3-Point		F-Throw		Rebounds											
		GP-GS	MIN	AVG	FG-FGA	FG%	3FG-3FGA	3FG%	FT-FTA	FT%	OFF	DEF	TOT	AVG	PF	DQ	A	TO	BLK	STL	PTS	AVG
1	MARTIN, Rob	8-8	247:09	30.9	40-94	.426	11-30	.367	16-19	.842	4	14	18	2.3	21	0	26	17	0	6	107	13.4
21	EARLEY, Josh	8-8	196:30	24.6	48-86	.558	0-0	.000	8-13	.615	15	27	42	5.3	12	0	2	12	6	3	104	13.0
3	SMART, Aquan	8-6	195:58	24.5	28-81	.346	3-19	.158	21-27	.778	2	27	29	3.6	26	0	21	20	2	11	80	10.0
4	LARSON, Adam	8-8	183:52	23.0	20-51	.392	12-33	.364	6-12	.500	6	13	19	2.4	16	0	5	5	2	3	58	7.3
5	BIEL, TJ	8-1	156:47	19.6	15-38	.395	7-18	.389	6-13	.462	6	15	21	2.6	15	0	3	5	2	3	43	5.4
44	STACKER, Braxton	8-6	135:19	16.9	9-24	.375	3-6	.500	19-22	.864	5	17	22	2.8	15	0	5	7	3	9	40	5.0
11	EURSHER, Evan	8-1	162:22	20.3	11-37	.297	9-24	.375	0-0	.000	6	19	25	3.1	10	0	7	5	0	5	31	3.9
33	BRANSON, Dylan	6-2	132:14	22.0	9-28	.321	0-9	.000	4-5	.800	12	12	24	4.0	24	3	10	10	0	5	22	3.7
55	BELL, Marqueas	5-0	38:30	7.7	5-6	.833	0-0	.000	3-5	.600	0	6	6	1.2	3	0	4	1	0	0	13	2.6
2	WARD, BJ	7-0	78:20	11.2	4-20	.200	0-11	.000	0-3	.000	0	5	5	0.7	4	0	6	7	0	0	8	1.1
35	HANBACK, Mason	8-0	57:41	7.2	3-8	.375	0-0	.000	0-0	.000	5	8	13	1.6	10	0	1	4	2	0	6	0.8
10	IDADA, David	6-0	36:50	6.1	1-3	.333	0-0	.000	2-5	.400	4	6	10	1.7	7	0	2	3	2	3	4	0.7
22	ELKAMIL, Gavyn	1-0	03:26	3.4	0-0	.000	0-0	.000	0-0	.000	0	1	1	1.0	0	0	0	0	0	0	0	0.0
Team											8	4	12					4				
Total		**8**	**1625**		**193-476**	**.405**	**45-150**	**.300**	**85-124**	**.685**	**73**	**174**	**247**	**30.9**	**163**	**3**	**92**	**100**	**19**	**48**	**516**	**64.5**
Opponents		**8**	**1625**		**204-447**	**.456**	**37-127**	**.291**	**138-188**	**.734**	**72**	**221**	**293**	**36.6**	**123**	**4**	**92**	**110**	**28**	**52**	**583**	**72.9**

Team Statistics

	SEMO	OPP
Scoring	**516**	**583**
Points per game	64.5	72.9
Scoring margin	-8.4	-
Field goals-att	**193-476**	**204-447**
Field goal pct	.405	.456
3 point fg-att	**45-150**	**37-127**
3-point FG pct	.300	.291
3-pt FG made per game	5.6	4.6
Free throws-att	**85-124**	**138-188**
Free throw pct	.685	.734
F-Throws made per game	10.6	17.3
Rebounds	**247**	**293**
Rebounds per game	30.9	36.6
Rebounding margin	-5.8	-
Assists	**92**	**92**
Assists per game	11.5	11.5
Turnovers	**100**	**110**
Turnovers per game	12.5	13.8
Turnover margin	+1.3	-
Assist/turnover ratio	0.9	0.8
Steals	**48**	**52**
Steals per game	6.0	6.5
Blocks	**19**	**28**
Blocks per game	2.4	3.5
Winning streak	**0**	**-**
Home win streak	1	-
Attendance	**6636**	**4716**
Home games-Avg/Game	4-1659	4-1179
Neutral site-Avg/Game	-	0-0

Team Results

Date	Opponent		Score	Att.
12/29/2023	Southern Ind.	Wot	93-91	1470
12/31/2023	Morehead St.	L	64-83	1849
01/04/2024	at Western Ill.	L	61-68	629
01/11/2024	Lindenwood	L	68-74	1175
01/13/2024	at Tennessee Tech	L	59-70	1210
01/20/2024	SIUE	W	52-47	2142
01/25/2024	at UT Martin	L	58-84	1521
01/27/2024	at Little Rock	L	61-66	1356

2023-24 STATISTICS

Comparison Game-by-Game (SEMO/Opponent)

Opponent	1st	2nd	Score	Mar	Total FG	FG Pct	3-Pointers	3FG Pct	Free Throws	FT Pct	Rebounds (Mar)	Assist	T/Over	Block	Steal	Fouls
Grand Canyon	30/54	37/34	67-88	(21)	25-64/31-62	.391/.500	11-21/7-21	.524/.333	6-15/19-27	.400/.704	32/48 (16)	16/11	17/17	2/6	11/9	19/19
Butler	21/55	35/36	56-91	(35)	20-69/28-58	.290/.483	5-21/9-25	.238/.360	11-17/26-34	.647/.765	36/47 (11)	11/15	15/13	4/7	9/9	20/16
Evansville	28/39	29/37	57-76	(19)	23-53/32-60	.434/.533	7-22/4-12	.318/.333	4-13/8-12	.308/.667	31/30 +1	10/17	18/11	3/4	5/11	13/17
Central Arkansas	27/27	43-41	70-68	+2	24-60/25-56	.400/.446	6-17/6-29	.353/.207	14-22/14-21	.636/.667	37/33 +4	16/14	14/9	3/0	3/10	20/21
Evansville	29/51	45/42	74-93	(19)	26-58/35-62	.448/.565	9-26/4-12	.346/.333	13-17/19-29	.765/.655	31/35 (4)	14/17	14/6	4/4	1/9	20/18
Chattanooga	25/35	31/37	56-72	(16)	19-58/23-44	.328/.523	7-24/6-16	.292/.375	11-19/20-30	.579/.667	29/43 (14)	7/12	12/16	2/4	6/4	22/20
Kansas City	17/38	27/36	44-74	(30)	17-59/27-58	.288/.466	1-19/5-14	.053/.357	9-16/15-29	.563/.517	31/52 (21)	4/12	10/13	6/4	4/4	28/20
Missouri Baptist	48/29	36/27	84-56	+28	26-62/24-49	.419/.490	6-28/2-10	.214/.200	26-33/6-13	.788/.462	38/26 +12	19/9	10/19	0/2	8/6	15/2
Harris-Stowe	50/20	45/25	95-45	+50	35-70/14-55	.500/.255	12-33/3-22	.364/.136	13-18/14-19	.722/.737	47/25 +22	24/7	11/14	1/1	6/6	15/14
Purdue Fort Wayne	39/41	41/48	80-89	(9)	30-59/28-52	.508/.538	6-21/7-14	.286/.500	14-18/26-41	.778/.634	34/29 +5	11/14	16/9	2/2	2/8	25/15
Lindsey Wilson	37/26	50/33	87-59	+28	32-57/21-47	.561/.447	10-19/6-19	.526/.316	13-15/11-18	.867/.611	28/22 +6	20/13	9/16	3/1	6/6	14/18
Illinois State	28/42	36/43	64-85	(21)	23-58/27-55	.397/.491	6-24/8-23	.250/.348	12-17/23-30	.706/.767	30/38 (8)	10/15	14/10	3/2	6/8	25/20
Southern Indiana	34/32	40/42	93-91	+2	32-70/30-67	.457/.448	8-18/5-20	.444/.250	21-34/26-33	.618/.788	39/36 +3	18/13	14/19	6/3	9/7	24/26
Morehead State	33/40	31/43	64-83	(19)	21-53/28-57	.396/.491	4-13/9-25	.308/.360	18-22/18-23	.818/.783	20/35 (15)	8/20	13/14	2/1	5/3	22/20
Western Illinois	26/36	35/32	61-68	(7)	26-62/23-61	.419/.377	5-16/3-8	.313/.375	4-11/19-27	.364/.704	33/50 (17)	11/11	9/13	4/8	6/4	22/16
Bethel (Tenn.)	37/36	34-25	71-61	+10	29-57/26-62	.509/.419	3-15/3-8	.200/.375	10-13/6-14	.769/.429	29/34 (5)	13/13	10/15	4/2	7/6	13/13
Lindenwood	29/34	39/40	68-74	(6)	22-53/26-51	.415/.510	7-19/4-13	.368/.308	17-23/18-28	.739/.643	29/31 (2)	10/6	12/11	5/1	5/10	24/17
Tennessee Tech	37/37	22/33	59-70	(11)	23-56/23-41	.411/.561	8-23/8-14	.348/.571	5-6/16-19	.833/.842	32/22 +10	14/11	14/10	1/1	6/8	16/10
SIU Edwardsville	24/28	28/19	52-47	+5	20-57/17-54	.351/.315	2-14/4-18	.143/.222	10-13/9-15	.769/.600	33/35 (2)	9/3	11/14	1/7	2/3	17/15
UT Martin	22/44	36/40	58-84	(26)	24-65/30-61	.369/.492	3-19/3-18	.158/.167	7-9/21-25	.778/.840	31/44 (13)	10/12	10/13	1/2	9/7	21/13
Little Rock	33/30	26/36	61-66	(5)	25-60/27-55	.417/.491	8-28/1-11	.286/.091	3-6/11-18	.500/.611	30/40 (10)	12/16	17/16	1/5	6/10	17/6
Lindenwood																
Western Illinois																
Tennessee Tech																
Tennessee State																
Eastern Illinois																
SIU Edwardsville																
Little Rock																
UT Martin																
Morehead State																
Southern Indiana																

Points in the Paint, Second Chance Points, Points Off Turnovers, Fastbreak Points, Bench Points

		POINTS IN THE PAINT		*2ND CHANCE POINTS*		*POINTS OFF TURNOVERS*		*FAST BREAK POINTS*		*BENCH POINTS*	
Opponent	W/L	SEMO	OPP.	SEMO	OPP.	SEMO	OPP.	SEMO	OPP.	SEMO	OPP.
Grand Canyon	L	26	46	10	17	15	24	10	18	36	30
Butler	L	22	36	2	11	15	20	14	18	26	33
Evansville	L	22	52	3	12	11	29	4	15	28	12
Central Arkansas	W	32	26	5	11	5	9	14	8	36	19
Evansville	L	24	60	3	10	11	15	4	8	22	35
Chattanooga	L	22	26	8	8	12	11	3	0	25	5
Kansas City	L	28	40	7	17	9	13	6	4	13	21
Missouri Baptist	W	36	28	12	4	21	4	14	2	35	27
Harris-Stowe	W	40	14	25	4	26	8	17	6	33	8
Purdue Fort Wayne	L	38	42	9	9	10	11	16	9	35	14
Lindsey Wilson	W	34	22	2	2	25	5	14	13	32	23
Illinois State	L	30	28	7	14	8	19	9	7	19	23
Southern Indiana	W	40	50	9	13	27	16	16	11	17	16
Morehead State	L	22	36	7	9	16	10	9	3	7	13
Western Illinois	L	34	34	8	19	10	9	9	12	14	16
Bethel (Tenn.)	W	46	36	6	8	22	6	8	12	31	22
Lindenwood	L	24	32	5	7	8	17	8	13	28	6
Tennessee Tech	L	22	26	10	2	13	16	3	4	19	8
SIU Edwardsville	W	30	18	6	7	4	8	6	3	15	0
UT Martin	L	26	48	8	10	15	13	12	14	16	26
Little Rock	L	26	44	11	8	15	19	14	17	29	21
Lindenwood											
Western Illinois											
Tennessee Tech											
Tennessee State											
Eastern Illinois											
SIU Edwardsville											
Little Rock											
UT Martin											
Morehead State											
Southern Indiana											

Game-by-Game Leaders

Opponent	W/L	Score	Points	Rebounds	Assists	Blocks	Steals
Grand Canyon	L	67-88	Larson - 13	Clark - 8	Ward - 5	Idada - 2	Earley - 4
Butler	L	56-91	Larson - 11	Biel - 6	Martin - 5	Stacker - 2	Stacker, Earley - 2
Evansville	L	57-76	Martin, Stacker, Ward - 9	Clark - 5	Martin, Smart - 3	Larson - 2	Ward - 2
Central Arkansas	W	70-68	Earley - 19	Earley - 7	Ward - 7	Earley, Biel, Ward - 1	Martin, Stacker, Ward - 1
Evansville	L	74-93	Larson - 22	Earley, Stacker - 5	Ward, Martin - 4	Idada - 2	Smart - 1
Chattanooga	L	56-72	Larson - 13	Idada - 12	Martin - 5	Stacker, Idada - 1	Ward - 3
Kansas City	L	44-74	Smart - 13	Stacker - 7	Martin - 2	Idada - 2	Smart, Stacker, Eursher, Bell - 1
Missouri Baptist	W	84-56	Smart - 19	Idada - 9	Smart - 5	-	Biel - 4
Harris-Stowe	W	95-45	Larson, Martin - 19	Idada, Eursher - 7	Smart - 8	Idada - 1	Six tied - 1
Purdue Fort Wayne	L	80-89	Biel - 23	Biel - 9	Martin, Smart - 5	Smart, Hanback - 1	Idada, Martin - 1
Lindsey Wilson	W	87-59	Smart - 18	Smart - 7	Smart - 5	Smart, Stacker, Ward - 1	Smart - 2
Illinois State	L	64-85	Larson - 16	Stacker - 5	Martin, Branson - 4	Earley, Stacker, Elkamil - 1	Larson - 2
Southern Indiana	W	93-91 OT	Martin - 29	Branson - 8	Martin - 7	Six tied with - 1	Smart - 3
Morehead State	L	64-83	Smart - 17	Smart - 5	Smart - 6	Stacker, Larson - 1	Smart, Branson - 2
Western Illinois	L	61-69	Earley - 18	Earley - 5	Martin, Smart, Branson - 3	Earley - 2	Six tied - 1
Bethel (Tenn.)	W	71-61	Earley - 14	Biel - 9	Eursher - 4	Four tied - 1	Larson, Branson - 2
Lindenwood	L	68-74	Earley - 16	Earley - 7	Martin - 3	Larson, Earley, Hanback - 1	Smart, Stacker - 2
Tennessee Tech	L	59-70	Earley - 20	Smart - 7	Four tied - 3	Earley - 1	Eursher, Branson, Stacker - 2
SIU Edwardsville	W	52-47	Earley - 16	Earley - 8	Martin - 5	Earley - 1	Stacker, Branson - 1
UT Martin	L	58-84	Earley - 14	Earley - 5	Martin - 3	Smart - 1	Martin - 3
Little Rock	L	61-66	Biel - 13	Four tied - 4	Three tied - 2	Idada - 1	Smart, Biel, Idada - 2
Lindenwood							
Western Illinois							
Tennessee Tech							
Tennessee State							
Eastern Illinois							
SIU Edwardsville							
Little Rock							
UT Martin							
Morehead State							
Southern Indiana							

Game-by-Game Starters

Opponent	W/L	Score	Guard	Guard	Guard	Guard/Forward	Forward/Center	First Man Off the Bench
Grand Canyon	L	67-88	Martin	Smart	Biel	Stacker, G	Earley, F	Idada, 2 blocks, 10 min.
Butler	L	56-91	Martin	Smart	Biel	Stacker, G	Earley, F	Idada, 5 pts, 5 reb., 13 min.
Evansville	L	57-76	Martin	Smart	Biel	Stacker, G	Earley, F	Clark, 2 pts., 5 reb., 15 min.
Central Arkansas	W	70-68	Martin	Smart	Larson	Stacker, G	Earley, F	Biel, 5 pts., 3 reb., 18 min.
Evansville	L	74-93	Martin	Smart	Larson	Stacker, G	Earley, F	Idada, 2 pts., 3 reb., 7 min.
Chattanooga	L	56-72	Martin	Smart	Larson	Stacker, G	Earley, F	Biel, 5 pts., 2 reb., 31 min.
Kansas City	L	44-74	Martin	Smart	Larson	Stacker, G	Earley, F	Biel, 1 pt., 12 min.
Missouri Baptist	W	84-56	Martin	Smart	Larson	Stacker, G	Idada, C	Biel, 11 pts., 6 reb., 23 min.
Harris-Stowe	W	95-45	Martin	Smart	Larson	Stacker, G	Idada, C	Hanback, 6 pts., 3 reb., 20 min.
Purdue Fort Wayne	L	80-89	Martin	Smart	Larson	Stacker, G	Idada, C	Biel, 23 pts., 9 reb., 28 min.
Lindsey Wilson	W	87-59	Martin	Smart	Larson	Stacker, G	Earley, F	Ward, 4 pts., 4 assists, 19 min.
Illinois State	L	64-85	Martin	Smart	Larson	Stacker, G	Earley, F	Branson, 4 pts., 3 reb., 22 min.
Southern Indiana	W	93-91 OT	Martin	Smart	Larson	Stacker, G	Earley, F	Hanback, 2 pts., 2 reb., 12 min.
Morehead State	L	64-83	Martin	Smart	Larson	Stacker, G	Earley, F	Branson, 2 pts., 2 reb., 21 min.
Western Illinois	L	61-68	Martin	Smart	Larson	Stacker, G	Earley, F	Biel, 4 pts., 4 reb., 21 min.
Bethel (Tenn.)	W	71-61	Martin	Smart	Larson	Branson, G	Earley, F	Stacker, 6 pts., 10 min.
Lindenwood	L	68-74	Martin	Smart	Larson	Branson, G	Earley, F	Biel, 3 pts., 1 reb., 24 min.
Tennessee Tech	L	59-70	Martin	Eursher	Larson	Branson, G	Earley, F	Smart, 7 pts., 7 reb., 24 min.
SIU Edwardsville	W	52-47	Martin	Biel	Larson	Stacker, G	Earley, F	Branson, 4 pts., 6 reb., 23 min.
UT Martin	L	58-84	Martin	Smart	Larson	Stacker, G	Earley, F	Hanback, 2 pts., 2 reb., 10 min.
Little Rock	L	61-66	Martin	Smart	Larson	Stacker, G	Earley, F	Eursher, 6 pts., 4 reb., 24 min.
Lindenwood								
Western Illinois								
Tennessee Tech								
Tennessee State								
Eastern Illinois								
SIU Edwardsville								
Little Rock								
UT Martin								
Morehead State								
Southern Indiana								

Starting Lineup Combinations

Record	Guard	Guard	Guard	Guard/Forward	Forward/Center
0-3	Martin	Smart	Biel	Stacker, G	Earley, F
3-8	Martin	Smart	Larson	Stacker, G	Earley, F
2-1	Martin	Smart	Larson	Stacker, G	Idada, C
1-1	Martin	Smart	Larson	Branson, G	Earley, F
0-1	Martin	Eursher	Larson	Branson, G	Earley, F
1-0	Martin	Biel	Larson	Stacker, G	Earley, F

2023-24 STATISTICS

Team Game-by-Game Statistics

	Score	FG-A	Pct.	3FG-A	Pct.	FT-A	Pct.	OFF	DEF	Total	F	A	TO	B	S
Southeast Missouri	**L, 67-88**	**25-64**	**.391**	**11-21**	**.524**	**6-15**	**.400**	**13**	**19**	**32**	**19**	**16**	**17**	**2**	**11**
Grand Canyon		31-62	.500	7-21	.333	19-27	.704	15	33	48	19	11	17	6	9
Southeast Missouri	**L, 91-56**	**20-69**	**.290**	**5-21**	**.238**	**11-17**	**.647**	**13**	**23**	**36**	**20**	**11**	**15**	**4**	**9**
Butler		28-58	.483	9-25	.360	26-34	.765	8	39	47	16	15	13	7	9
Southeast Missouri	**L, 57-76**	**23-53**	**.434**	**7-22**	**.318**	**4-13**	**.308**	**7**	**24**	**31**	**13**	**10**	**18**	**3**	**5**
Evansville		32-60	.533	4-12	.333	8-12	.667	3	27	30	17	17	11	4	11
Southeast Missouri	**W, 70-68**	**25-56**	**.446**	**6-29**	**.207**	**14-21**	**.667**	**8**	**29**	**37**	**20**	**16**	**14**	**3**	**3**
Central Arkansas		24-60	.400	6-17	.353	14-22	.636	8	25	33	21	14	9	0	10
Southeast Missouri	**L, 74-93**	**26-58**	**9-26**	**9-26**	**.346**	**13-17**	**.765**	**9**	**22**	**31**	**20**	**14**	**14**	**4**	**1**
Evansville			35-62	4-12	.333	19-29	.655	9	26	35	18	17	6	4	9
Southeast Missouri	**L, 56-72**	**19-58**	**.328**	**7-24**	**.292**	**11-19**	**.579**	**11**	**18**	**29**	**22**	**7**	**12**	**2**	**6**
Chattanooga		23-44	.523	6-16	.375	20-30	.667	9	34	43	20	12	16	4	4
Southeast Missouri	**L, 44-74**	**17-59**	**.288**	**1-19**	**.053**	**9-16**	**.563**	**8**	**23**	**31**	**28**	**4**	**10**	**6**	**4**
Kansas City		27-58	.466	5-14	.357	15-29	.517	15	37	52	20	12	13	4	4
Southeast Missouri	**W, 84-56**	**26-62**	**.419**	**6-28**	**.214**	**26-33**	**.788**	**14**	**24**	**38**	**15**	**19**	**10**	**0**	**8**
Missouri Baptist		24-49	.490	2-10	.200	6-13	.462	3	23	26	21	9	19	2	6
Southeast Missouri	**W, 95-45**	**35-70**	**.500**	**12-33**	**.364**	**13-18**	**.722**	**15**	**32**	**47**	**15**	**24**	**11**	**1**	**6**
Harris-Stowe		14-55	.255	3-22	.136	14-19	.737	5	20	25	14	7	14	1	6
Southeast Missouri	**L, 80-89**	**30-59**	**.508**	**6-21**	**.286**	**14-18**	**.778**	**7**	**27**	**34**	**25**	**11**	**16**	**2**	**2**
Purdue Fort Wayne		28-52	.538	7-14	.500	26-41	.634	6	23	29	15	14	9	2	8
Southeast Missouri	**W, 87-59**	**32-57**	**.561**	**10-19**	**.526**	**13-15**	**.867**	**4**	**24**	**28**	**14**	**20**	**9**	**3**	**6**
Lindsey Wilson		21-47	.447	6-19	.316	11-18	.611	3	19	22	18	13	16	1	6
Southeast Missouri	**L, 64-85**	**23-58**	**.397**	**6-24**	**.250**	**12-17**	**.706**	**9**	**21**	**30**	**25**	**10**	**14**	**6**	**3**
Illinois State		27-55	.491	8-23	.348	23-30	.767	9	29	38	20	15	10	8	2
Southeast Missouri	**W, 93-91 OT**	**32-70**	**.457**	**8-18**	**.444**	**21-34**	**.618**	**12**	**27**	**39**	**24**	**18**	**14**	**6**	**9**
Southern Indiana		30-67	.448	5-20	.250	26-33	.788	8	28	36	26	13	19	3	7
Southeast Missouri	**L, 64-83**	**21-53**	**.396**	**4-13**	**.308**	**18-22**	**.818**	**4**	**16**	**20**	**22**	**8**	**13**	**2**	**5**
Morehead State		28-57	.491	9-25	.360	18-23	.783	7	28	35	20	20	14	1	3
Southeast Missouri	**L, 68-61**	**26-62**	**.419**	**5-16**	**.313**	**4-11**	**.364**	**14**	**19**	**33**	**22**	**11**	**9**	**4**	**6**
Western Illinois		23-61	.377	3-8	.375	19-27	.704	23	27	50	16	11	13	8	4
Southeast Missouri	**W, 71-61**	**29-57**	**.509**	**3-15**	**.200**	**10-13**	**.769**	**5**	**24**	**29**	**13**	**13**	**10**	**4**	**7**
Bethel (Tenn.)		26-62	.419	3-8	.375	6-14	.429	13	21	34	13	13	15	2	6
Southeast Missouri	**L, 68-74**	**22-53**	**.415**	**7-19**	**.368**	**17-23**	**.739**	**4**	**25**	**29**	**24**	**10**	**12**	**3**	**5**
Lindenwood		26-51	.510	4-13	.308	18-28	.643	5	26	31	17	6	11	1	10
Southeast Missouri	**L, 59-70**	**23-56**	**.411**	**8-23**	**.348**	**5-6**	**.833**	**13**	**19**	**32**	**16**	**14**	**14**	**1**	**6**
Tennessee Tech		23-41	.561	8-14	.571	16-19	.842	1	21	22	10	11	10	1	8
Southeast Missouri	**W, 52-47**	**20-57**	**.351**	**2-14**	**.143**	**10-13**	**.769**	**12**	**21**	**33**	**17**	**9**	**11**	**1**	**2**
SIU Edwardsville		17-54	.315	4-18	.222	9-15	.600	9	26	35	15	3	14	7	3
Southeast Missouri	**L, 58-84**	**24-65**	**.369**	**3-19**	**.158**	**7-9**	**.778**	**5**	**26**	**31**	**21**	**10**	**10**	**1**	**9**
UT Martin		30-61	.492	3-18	.167	21-25	.840	7	37	44	13	12	13	2	7
Southeast Missouri	**L, 61-66**	**25-60**	**.417**	**8-28**	**.286**	**3-6**	**.500**	**9**	**21**	**30**	**17**	**12**	**17**	**1**	**6**
Little Rock		27-55	.491	1-11	.091	11-18	.611	12	28	40	6	16	16	5	10
Southeast Missouri															
Lindenwood															
Southeast Missouri															
Western Illinois															
Southeast Missouri															
Tennessee Tech															
Southeast Missouri															
Tennessee State															
Southeast Missouri															
Eastern Illinois															
Southeast Missouri															
SIU Edwardsville															
Southeast Missouri															
Little Rock															
Southeast Missouri															
UT Martin															
Southeast Missouri															
Morehead State															
Southeast Missouri															
Southern Indiana															

2023-24 STATISTICS

2023-24 Game-by-Game Leaders Summary (# of Games)

Points
Josh Earley 7
Adam Larson 6
Aquan Smart 4
Rob Martin 3
TJ Biel 2
Braxton Stacker 1
BJ Ward 1

Rebounds
Josh Earley 7
David Idada 4
TJ Biel 4
Braxton Stacker 3
Aquan Smart 3
Kobe Clark 2
Evan Eursher 2
Dylan Branson 1

Assists
Rob Martin 14
Aquan Smart 8
BJ Ward 4
Dylan Branson 3
Evan Eursher 2
David Idada 1

Blocks
Josh Earley 7
David Idada 7
Braxton Stacker 6
Aquan Smart 5
Mason Hanback 4
Adam Larson 4
BJ Ward 2
TJ Biel 2
David Idada 1
Gavyn Elkamil 1
Rob Martin 1

Steals
Aquan Smart 9
Braxton Stacker 7
BJ Ward 4
Rob Martin 4
David Idada 4
Adam Larson 3
Evan Eursher 3
Dylan Branson 3
Josh Earley 2
TJ Biel 3
Marqueas Bell 1
Mason Hanback 1

Dunks (# for 2023-24 Season)
Braxton Stacker 6
TJ Biel 4
Aquan Smart 3
Josh Earley 2
David Idada 2
Mason Hanback 2
Adam Larson 1
Marqueas Bell 1

Games Played/Started

	2023-24	Career
Dylan Branson	9/3	100/63
Adam Larson	21/18	56/21
Aquan Smart	21/19	53/44
Josh Earley	19/18	50/18
Evan Eursher	19/1	44/1
Mason Hanback	19/0	29/0
Kobe Clark	3/0	22/15
Braxton Stacker	21/18	21/18
Rob Martin	21/21	21/21
David Idada	20/3	20/3
TJ Biel	20/4	20/4
BJ Ward	19/0	19/0
Marqueas Bell	15/0	15/0
Gavyn Elkamil	14/0	14/0

Career Ledger

Double-Digit Point Games

	2023-24	Career
Josh Earley	8	19
Aquan Smart	8	17
Adam Larson	9	14
Rob Martin	13	13
Dylan Branson	-	11
Kobe Clark	-	4
TJ Biel	4	4
Braxton Stacker	3	3
Evan Eursher	2	3
Gavyn Elkamil	1	1

Double-Digit Rebound Games

	2023-24	Career
Kobe Clark	-	7
Josh Earley	-	3
Dylan Branson	-	1
David Idada	1	1

20+ Point Games

	2023-24	Career
Rob Martin	2	2
Aquan Smart	-	1
Adam Larson	1	1
TJ Biel	1	1
Josh Earley	1	1

30-Point Games

	2023-24	Career
-		

8+ Rebound Games

	2023-24	Career
Kobe Clark	1	10
Josh Earley	1	8
Dylan Branson	1	5
David Idada	2	2
TJ Biel	2	2
Aquan Smart	-	1

5+ Assist Games

	2023-24	Career
Aquan Smart	6	6
Rob Martin	6	6
Kobe Clark	-	3
Dylan Branson	-	2
BJ Ward	2	2
Braxton Stacker	1	1

3+ Steal Games

	2023-24	Career
Aquan Smart	1	11
Kobe Clark	-	4
Dylan Branson	-	2
Josh Earley	1	1
BJ Ward	1	1
TJ Biel	1	1
Rob Martin	1	1

Double-Doubles

	2023-24	Career
Josh Earley	-	3

SEMO's 2023-24 Record:

At Home 7-3
On the Road 0-10
At Neutral Sites 0-1
In Ohio Valley Conference Games 2-6
In November 1-6
In December 4-3
In January 2-5
In February 0-0
In March 0-0
Leading at the Half 5-1
Trailing at the Half 1-12
Tied at the Half 1-1
In Overtime Games 1-0
The Redhawks Score First 4-1
In 1-4 Point Games 2-0
In 5-9 Point Games 1-4
In 10-14 Point Games 1-1
In 15+ Point Games 3-9
Leading with Five Minutes Left in Regulation 5-0
Trailing with Five Minutes Left in Regulation 2-14
Tied with Five Minutes Left in Regulation 0-0
Scoring Less than 50 Points 0-1
Scoring 50-59 Points 1-5
Scoring 60-69 Points 2-6
Scoring 70-79 Points 0-1
Scoring 80-89 Points 2-1
Scoring 90-99 Points 2-0
Scoring 100 or more Points 0-0
Giving up Less Than 50 Points 2-0
Giving up 50-59 Points 2-0
Giving up 60-69 Points 0-2
Giving up 70-79 Points 2-5
Giving up 80-89 Points 0-5
Giving up 90-99 Points 1-2
Giving up 100 or more Points 0-0
Shooting 50% or Better from the Field 3-1
Shooting Less Than 50% from the Field 4-13
Opponent Shoots 50% or Better from the Field 0-7
Opponent Shoots Less Than 50% from the Field 7-7
Outshooting Opponent 6-1
Outshot by Opponent 1-13
Field Goal Percentage is Tied 0-0
Shooting 50% or Better from 3-Point Range 2-2
Shooting Less Than 50% from 3-Point Range 5-12
Opponent Shoots 50% or Better from 3-Point Range 0-2
Opponent Shoots Less Than 50% from 3-Point Range 7-12
Shooting 50% or Better from the Free Throw Line 7-11
Shooting Less Than 50% from the Free Throw Line 0-3
Opponent Shoots 50% or Better from the Free Throw Line 5-14
Opponent Shoots Less Than 50% from the Free Throw Line 2-0
Shooting More Free Throws Than Opponent 2-1
Shooting Less Free Throws Than Opponent 5-13
Free Throws are Tied 0-0
SEMO's Starters Outscore Opponent's Starters 5-0
Opponent's Starters Outscore SEMO's Starters 2-14
Starter Scoring is Tied 0-0
Bench Outscores Opponent 7-7
Opponent Bench Outscores SEMO 0-7
Bench Scoring is Tied 0-0
Bench Contributes Double Figures in Points 7-12
No Redhawk Players Score Double Figures 0-1
Two Redhawk Players Score Double Figures 1-8
3+ Redhawk Players Score Double Figures 6-3
Outrebounding an Opponent 5-3
Opponent Outrebounds SEMO 2-11
Rebounds are Tied 0-0
Getting 10+ Assists 6-11
Getting 10+ Steals 0-1
Getting 5+ Blocks 1-1
Forcing more Turnovers than Opponent 6-5
Committing more Turnovers than Opponent 1-8
Turnovers are Tied 0-1

PLAYER PROFILES

ASA BARNES 12

// Guard // 6-2 // 165 // Freshman
// Wichita, Kan. // Wichita Southeast H.S.

2023-24: Did not see action this season.

Barnes' Game-by-Game Statistics

2023-24	FG	3P	FT	O/D	REB	F	PTS	A	TO	B	S	M
at Grand Canyon	DNP	-	-	-	-	-	-	-	-	-	-	-
at Butler	DNP	-	-	-	-	-	-	-	-	-	-	-
Evansville	DNP	-	-	-	-	-	-	-	-	-	-	-
Central Arkansas	DNP	-	-	-	-	-	-	-	-	-	-	-
vs. Evansville	DNP	-	-	-	-	-	-	-	-	-	-	-
at Chattanooga	DNP	-	-	-	-	-	-	-	-	-	-	-
at Kansas City	DNP	-	-	-	-	-	-	-	-	-	-	-
Missouri Baptist	DNP	-	-	-	-	-	-	-	-	-	-	-
Harris-Stowe	DNP	-	-	-	-	-	-	-	-	-	-	-
Purdue Fort Wayne	DNP	-	-	-	-	-	-	-	-	-	-	-
Lindsey Wilson	DNP	-	-	-	-	-	-	-	-	-	-	-
at Illinois State	DNP	-	-	-	-	-	-	-	-	-	-	-
Southern Indiana	DNP	-	-	-	-	-	-	-	-	-	-	-
Morehead State	DNP	-	-	-	-	-	-	-	-	-	-	-
at Western Illinois	DNP	-	-	-	-	-	-	-	-	-	-	-
Bethel (Tenn.)	DNP	-	-	-	-	-	-	-	-	-	-	-
Lindenwood	DNP	-	-	-	-	-	-	-	-	-	-	-
at Tennessee Tech	DNP	-	-	-	-	-	-	-	-	-	-	-
SIU Edwardsville	DNP	-	-	-	-	-	-	-	-	-	-	-
at UT Martin	DNP	-	-	-	-	-	-	-	-	-	-	-
at Little Rock	DNP	-	-	-	-	-	-	-	-	-	-	-
at Lindenwood												
Western Illinois												
Tennessee Tech												
Tennessee State												
at Eastern Illinois												
at SIU Edwardsville												
Little Rock												
UT Martin												
at Morehead State												
at Southern Indiana												
Totals												

• - Game Started

2023-24 Season/Career-Highs

Points ..... -
Total Rebounds ..... -
  Offensive ..... -
  Defensive ..... -
FG Made ..... -
FG Attempted ..... -
3-Point FG Made ..... -
3-Point FG Attempted ..... -
FT Made ..... -
FT Attempted ..... -
Assists ..... -
Blocks ..... -
Steals ..... -
Minutes ..... -

Barnes' Career Statistics at Southeast Missouri

Overall

Season	G-GS	Min	Avg	FG-FGA	Pct	3FG-3FGA	Pct	FT-FTA	Pct	Off	Def	Tot	Avg	PF	FO	A	TO	Blk	Stl	Pts	Avg
2023-24																					

Ohio Valley Conference Games Only

Season	G-GS	Min	Avg	FG-FGA	Pct	3FG-3FGA	Pct	FT-FTA	Pct	Off	Def	Tot	Avg	PF	FO	A	TO	Blk	Stl	Pts	Avg
2023-24																					

MARQUEAS BELL 55

// Guard // 6-3 // 165 // Freshman
// Kansas City, Mo. // Park Hill H.S.

2023-24: Played in 15 games off the bench...Averages 2.6 points and 1.3 rebounds per contest...Scored six points and grabbed three rebounds at Butler (11/10)...Saw action in his first career NCAA Division I game at Grand Canyon (11/6), where he made one 3-pointer...Knocked down a 3-pointer in four games...Matched a season-best six points on a pair of 3-pointers at Illinois State (12/21)...Hit a season-high 3-of-4 free throws vs. Lindenwood (1/11)... Scored six points, grabbed three rebounds and had one assist in a season-high 16 minutes at Little Rock (1/27).

Bell's Game-by-Game Statistics

2023-24	FG	3P	FT	O/D	REB	F	PTS	A	TO	B	S	M
at Grand Canyon	1-2	1-1	0-0	0/0	0	0	3	0	0	0	0	3
at Butler	3-7	0-1	0-0	0/3	3	2	6	1	2	0	0	15
Evansville	0-0	0-0	1-2	0/1	1	0	1	0	0	0	1	4
Central Arkansas	0-1	0-1	0-0	0/1	1	0	0	0	0	0	0	3
vs. Evansville	0-0	0-0	0-0	0/0	0	0	0	0	1	0	0	2
at Chattanooga	DNP	-	-	-	-	-	-	-	-	-	-	-
at Kansas City	1-2	0-0	1-2	0/1	1	2	3	0	1	0	1	9
Missouri Baptist	0-0	0-0	0-0	0/1	1	0	0	1	0	0	0	3
Harris-Stowe	1-6	0-2	1-2	0/2	2	2	3	0	0	0	0	9
Purdue Fort Wayne	DNP	-	-	-	-	-	-	-	-	-	-	-
Lindsey Wilson	2-2	0-0	0-0	0/1	1	1	4	0	0	0	0	6
at Illinois State	2-3	0-0	2-3	0/3	3	1	6	0	0	0	0	8
Southern Indiana	DNP	-	-	-	-	-	-	-	-	-	-	-
Morehead State	0-0	0-0	0-0	0/0	0	0	0	0	0	0	0	4
at Western Illinois	DNP	-	-	-	-	-	-	-	-	-	-	-
Bethel (Tenn.)	DNP	-	-	-	-	-	-	-	-	-	-	-
Lindenwood	0-0	0-0	3-4	0/1	1	2	3	2	0	0	0	8
at Tennessee Tech	0-0	0-0	0-0	0/0	0	0	0	0	0	0	0	2
SIU Edwardsville	DNP	-	-	-	-	-	-	-	-	-	-	-
at UT Martin	2-2	0-0	0-0	0/2	2	1	4	1	0	0	0	10
at Little Rock	3-4	0-0	0-1	0/3	3	0	6	1	1	0	0	16
at Lindenwood												
Western Illinois												
Tennessee Tech												
Tennessee State												
at Eastern Illinois												
at SIU Edwardsville												
Little Rock												
UT Martin												
at Morehead State												
at Southern Indiana												
Totals	15-29	1-5	8-14	0/19	19	11	39	6	5	0	2	102

• - Game Started

2023-24 Season/Career-Highs

Points	6	3x, last at Little Rock (1/27/24)
Total Rebounds	3	3x, last at Little Rock (1/27/24)
Offensive	-	-
Defensive	3	3x, last at Little Rock (1/27/24)
FG Made	3	2x, last at Little Rock (1/27/24)
FG Attempted	7	at Butler (11/10/23)
3-Point FG Made	1	at Grand Canyon (11/6/23)
3-Point FG Attempted	2	vs. Harris-Stowe (12/6/23)
FT Made	3	vs. Lindenwood (1/11/24)
FT Attempted	4	vs. Lindenwood (1/11/24)
Assists	2	vs. Lindenwood (1/11/24)
Blocks	-	-
Steals	1	2x, last at Kansas City (11/30/23)
Minutes	16	at Little Rock (1/27/24)

Bell's Career Statistics at Southeast Missouri

Overall

Season	G-GS	Min	Avg	FG-FGA	Pct	3FG-3FGA	Pct	FT-FTA	Pct	Off	Def	Tot	Avg	PF	FO	A	TO	Blk	Stl	Pts	Avg
2023-24	15-0	102	6.8	15-29	.517	1-5	.200	8-14	.571	0	19	19	1.3	11	0	6	5	0	2	39	2.6

Ohio Valley Conference Games Only

Season	G-GS	Min	Avg	FG-FGA	Pct	3FG-3FGA	Pct	FT-FTA	Pct	Off	Def	Tot	Avg	PF	FO	A	TO	Blk	Stl	Pts	Avg
2023-24	5-0	40	8.0	5-6	.833	0-0	.000	3-5	.600	0	6	6	1.2	3	0	4	1	0	0	13	2.6

PLAYER PROFILES

TJ BIEL 5

// Guard // 6-7 // 205 // Junior
// Calgary, Alberta, Canada // Edge School // Triton College

2023-24: Averages 6.6 points and 3.4 rebounds per game in 20 contests...Started four games, including the first three of the season...Made his first career SEMO start at Grand Canyon (11/6)...Scored eight points and had four rebounds in 23 minutes against the Lopes...Reached double figures in the scoring column for the first time in his Southeast Missouri career with 11 points off the bench vs. Evansville (11/25)...Also scored 11 points vs. Missouri Baptist (12/3)...Dropped in a season-high 23 points and had a season-best nine rebounds at Purdue Fort Wayne (12/9)...Is fifth on the team in scoring and third in rebounding...Did not play at Illinois State (12/21) due to concussion protocol...Made a season-high two 3-pointer at Tennessee Tech (1/13)...Logged his first career Ohio Valley Conference start vs. SIU Edwardsville (1/20)...Pitched in 13 points at Little Rock (1/27) for his first career double-digit scoring game in league play.

Biel's Game-by-Game Statistics

2023-24	FG	3P	FT	O/D	REB	F	PTS	A	TO	B	S	M
at Grand Canyon*	3-7	1-4	1-2	1/3	4	0	8	1	0	0	0	24
at Butler*	1-5	0-1	0-2	4/2	6	3	2	1	0	0	1	19
Evansville*	0-0	0-0	0-1	0/2	2	3	0	0	0	0	0	8
Central Arkansas	2-6	0-3	1-1	1/2	3	1	5	2	1	1	0	18
vs. Evansville	3-6	1-4	4-4	0/0	0	3	11	0	0	1	0	16
at Chattanooga	1-3	0-0	3-4	2/0	2	1	5	0	1	0	0	17
at Kansas City	0-0	0-0	1-2	0/0	0	1	1	0	1	1	0	12
Missouri Baptist	4-5	1-2	2-2	1/5	6	3	11	3	1	2	0	23
Harris-Stowe	3-4	1-1	0-0	2/3	5	1	7	0	1	0	0	14
Purdue Fort Wayne	8-11	0-2	7-9	1/8	9	4	23	0	1	0	0	29
Lindsey Wilson	3-5	0-1	0-0	0/1	1	2	6	0	1	0	0	16
at Illinois State	DNP	-	-	-	-	-	-	-	-	-	-	-
Southern Indiana	3-7	2-3	1-4	0/2	2	1	9	0	0	1	0	22
Morehead State	2-4	0-2	1-3	1/1	2	2	5	0	0	0	0	24
at Western Illinois	1-4	0-1	2-2	1/3	4	2	4	1	1	1	1	21
Bethel (Tenn.)	2-6	0-2	5-6	1/8	9	2	9	1	1	0	0	26
Lindenwood	1-1	0-0	1-2	0/1	1	1	3	0	1	0	0	24
at Tennessee Tech	3-6	2-4	0-0	1/2	3	4	8	1	2	0	0	17
SIU Edwardsville*	0-0	0-0	0-2	0/0	0	1	0	0	1	0	0	9
at UT Martin	0-3	0-1	0-0	0/1	1	2	0	0	0	0	0	15
at Little Rock	5-10	3-6	0-0	1/3	4	2	13	1	1	0	2	24
at Lindenwood												
Western Illinois												
Tennessee Tech												
Tennessee State												
at Eastern Illinois												
at SIU Edwardsville												
Little Rock												
UT Martin												
at Morehead State												
at Southern Indiana												
Totals	45-93	11-37	29-46	17/47	64	39	130	11	14	7	4	378

• - Game Started

2023-24 Season/Career-Highs

Points	23	at Purdue Fort Wayne (12/9/23)
Total Rebounds	9	2x, last vs. Bethel (1/6/24)
Offensive	4	at Butler (11/10/23)
Defensive	8	2x, last vs. Bethel (1/6/24)
FG Made	8	at Purdue Fort Wayne (12/9/23)
FG Attempted	11	at Purdue Fort Wayne (12/9/23)
3-Point FG Made	3	at Little Rock (1/27/24)
3-Point FG Attempted	4	4x, last at Little Rock (1/27/24)
FT Made	7	at Purdue Fort Wayne (12/9/23)
FT Attempted	9	at Purdue Fort Wayne (12/9/23)
Assists	2	vs. Central Arkansas (11/20/23)
Blocks	1	4x, last at Western Illinois (1/4/24)
Steals	4	vs. Missouri Baptist (12/3/23)
Minutes	29	at Purdue Fort Wayne (12/9/23)

Biel's Career Statistics at Southeast Missouri

Overall

Season	G-GS	Min	Avg	FG-FGA	Pct	3FG-3FGA	Pct	FT-FTA	Pct	Off	Def	Tot	Avg	PF	FO	A	TO	Blk	Stl	Pts	Avg
2023-24	20-4	378	18.9	45-96	.469	11-38	.289	30-46	.652	19	49	68	3.4	39	0	9	14	5	8	131	6.6

Ohio Valley Conference Games Only

Season	G-GS	Min	Avg	FG-FGA	Pct	3FG-3FGA	Pct	FT-FTA	Pct	Off	Def	Tot	Avg	PF	FO	A	TO	Blk	Stl	Pts	Avg
2023-24	8-1	156	19.5	15-38	.395	7-18	.389	6-13	.462	6	15	21	2.6	15	0	3	5	2	3	43	5.4

DYLAN BRANSON 33

// Guard // 6-5 // 220 // Junior
// St. Louis, Mo. // Mehlville H.S.

2023-24: Returned from a broken foot injury to play in his first game of the season vs. Lindsey Wilson (12/17)...Scored two points, had four rebounds and dished out four assists in 14 minutes off the bench against the Blue Raiders...Played in nine games...Averages four points and 3.6 rebounds...Finished with eight points in 22 minutes off the bench at Illinois State (12/21)...Missed the first 10 games of the season...Scored six points and grabbed a eight rebounds vs. Southern Indiana (12/29)...Played a season-high 27 minutes at Western Illinois (1/4)...Started three contests...Played in his 100th career game vs. SIU Edwardsville (1/20)...Re-aggravated his foot injury and missed the last two games at UT Martin (1/25) and Little Rock (1/27).

Branson's Game-by-Game Statistics

2023-24	FG	3P	FT	O/D	REB	F	PTS	A	TO	B	S	M
at Grand Canyon	DNP	-	-	-	-	-	-	-	-	-	-	-
at Butler	DNP	-	-	-	-	-	-	-	-	-	-	-
Evansville	DNP	-	-	-	-	-	-	-	-	-	-	-
Central Arkansas	DNP	-	-	-	-	-	-	-	-	-	-	-
vs. Evansville	DNP	-	-	-	-	-	-	-	-	-	-	-
at Chattanooga	DNP	-	-	-	-	-	-	-	-	-	-	-
at Kansas City	DNP	-	-	-	-	-	-	-	-	-	-	-
Missouri Baptist	DNP	-	-	-	-	-	-	-	-	-	-	-
Harris-Stowe	DNP	-	-	-	-	-	-	-	-	-	-	-
Purdue Fort Wayne	DNP	-	-	-	-	-	-	-	-	-	-	-
Lindsey Wilson	0-3	0-1	2-2	2/2	4	3	2	4	2	0	1	15
at Illinois State	2-4	0-2	4-5	1/2	3	3	8	4	3	0	1	22
Southern Indiana	3-5	0-0	0-1	4/4	8	5	6	1	1	0	0	26
Morehead State	1-4	0-1	0-0	0/2	2	5	2	1	1	0	2	22
at Western Illinois	1-6	0-2	0-0	3/0	3	4	2	3	1	0	0	27
Bethel (Tenn.)*	2-4	0-0	0-1	0/1	1	3	4	3	0	0	2	18
Lindenwood*	2-4	0-2	2-2	0/3	3	5	6	0	3	0	0	17
at Tennessee Tech*	0-4	0-4	2-2	1/1	2	2	2	3	2	0	2	18
SIU Edwardsville	2-5	0-0	0-0	4/2	6	3	4	2	2	0	1	23
at UT Martin	DNP	-	-	-	-	-	-	-	-	-	-	-
at Little Rock	DNP	-	-	-	-	-	-	-	-	-	-	-
at Lindenwood												
Western Illinois												
Tennessee Tech												
Tennessee State												
at Eastern Illinois												
at SIU Edwardsville												
Little Rock												
UT Martin												
at Morehead State												
at Southern Indiana												
Totals	13-39	0-12	10-13	15/17	32	33	36	21	15	0	9	188

• - Game Started

2023-24 Season-Highs

Points	8	at Illinois State (12/21/23)
Total Rebounds	8	vs. Southern Indiana (12/29/23)
Offensive	4	2x, last vs. SiU Edwardsville (1/20/24)
Defensive	4	vs. Southern Indiana (12/29/23)
FG Made	3	vs. Southern Indiana (12/29/23)
FG Attempted	6	at Western Illinois (1/4/24)
3-Point FG Made	-	-
3-Point FG Attempted	4	at Tennessee Tech (1/13/24)
FT Made	4	at Illinois State (12/21/23)
FT Attempted	5	at Illinois State (12/21/23)
Assists	4	2x, last at Illinois State (12/21/23)
Blocks	-	-
Steals	2	3x, last at Tennessee Tech (1/13/24)
Minutes	27	at Western Illinois (1/4/24)

Career-Highs

Points	19	at Little Rock (1/7/23)
Total Rebounds	12	vs. Tennessee Tech (1/21/23)
Offensive	6	2x, last vs. Tennessee Tech (1/23/23)
Defensive	8	vs. UC Davis (11/27/22)
FG Made	7	at Little Rock (1/7/23)
FG Attempted	12	at Little Rock (1/7/23)
3-Point FG Made	4	vs. Eastern Illinois (2/16/23)
3-Point FG Attempted	6	vs. Eastern Illinois (2/16/23)
FT Made	6	vs. Southern Indiana (2/18/23)
FT Attempted	8	vs. Southern Indiana (2/18/23)
Assists	6	vs. Austin Peay (1/1/22)
Blocks	1	17x, last at Eastern Illinois (1/28/23)
Steals	4	vs. Southern Indiana (2/18/23)
Minutes	39	at Lindenwood (2/23/23)

Branson's Career Statistics at Southeast Missouri

Overall

Season	G-GS	Min	Avg	FG-FGA	Pct	3FG-3FGA	Pct	FT-FTA	Pct	Off	Def	Tot	Avg	PF	FO	A	TO	Blk	Stl	Pts	Avg
2020-21	27-2	426	15.8	27-52	.519	14-27	.519	14-15	.933	20	45	65	2.4	54	2	34	40	4	8	82	3.0
2021-22	32-25	566	17.7	29-79	.367	10-41	.244	20-31	.645	20	70	90	2.8	76	2	50	46	7	16	88	2.8
2022-23	32-27	783	24.5	76-167	.455	26-76	.342	41-58	.707	32	116	148	4.6	105	10	60	50	6	30	219	6.8
2023-24	9-3	188	20.9	13-39	.333	0-12	.000	10-13	.769	15	17	32	3.6	33	3	21	15	0	9	36	4.0
Totals	100-57	1963	19.6	145-337	.430	50-156	.321	85-117	.726	87	248	335	3.4	268	17	165	151	17	63	425	4.3

Ohio Valley Conference Games Only

Season	G-GS	Min	Avg	FG-FGA	Pct	3FG-3FGA	Pct	FT-FTA	Pct	Off	Def	Tot	Avg	PF	FO	A	TO	Blk	Stl	Pts	Avg
2020-21	20-2	346	17.3	21-43	.488	10-21	.476	11-11	1.000	18	38	56	2.8	41	2	26	31	4	7	63	3.2
2021-22	17-17	294	17.3	15-43	.349	5-23	.217	20-28	.714	14	33	47	2.8	46	1	32	26	4	10	55	3.2
2022-23	18-17	475	26.4	52-101	.515	17-44	.386	29-41	.707	21	70	91	5.1	66	7	36	28	3	22	150	8.3
2023-24	6-2	133	22.2	9-28	.321	0-9	.000	4-5	.800	12	12	24	4.0	24	3	10	10	0	5	22	3.7
Totals	61-38	1248	20.5	97-215	.451	32-97	.330	64-85	.753	65	153	218	3.6	177	13	104	95	11	44	290	4.8

PLAYER PROFILES

KOBE CLARK

24

// Forward // 6-6 // 180 // Junior
// St. Louis, Mo. // Vashon H.S. // Georgetown

2023-24: Led the Redhawks with 5.7 rebounds and averaged 3.7 points in three games off the bench...Returned after missing the last 17 games of the 2022-23 season with a knee injury to score seven points and lead Southeast Missouri with eight rebounds off at Grand Canyon (11/6)...Finished as SEMO's top rebounder in two games...Is out the rest of the season with a knee injury.

Clark's Game-by-Game Statistics

2023-24	FG	3P	FT	O/D	REB	F	PTS	A	TO	B	S	M
at Grand Canyon	2-4	1-2	2-5	4/4	8	0	7	0	2	0	1	20
at Butler	1-2	0-1	0-0	1/3	4	3	2	2	1	0	1	12
Evansville	1-3	0-2	0-0	2/3	5	2	2	0	1	0	0	16
Central Arkansas	DNP	-	-	-	-	-	-	-	-	-	-	-
vs. Evansville	DNP	-	-	-	-	-	-	-	-	-	-	-
at Chattanooga	DNP	-	-	-	-	-	-	-	-	-	-	-
at Kansas City	DNP	-	-	-	-	-	-	-	-	-	-	-
Missouri Baptist	DNP	-	-	-	-	-	-	-	-	-	-	-
Harris-Stowe	DNP	-	-	-	-	-	-	-	-	-	-	-
Purdue Fort Wayne	DNP	-	-	-	-	-	-	-	-	-	-	-
Lindsey Wilson	DNP	-	-	-	-	-	-	-	-	-	-	-
at Illinois State	DNP	-	-	-	-	-	-	-	-	-	-	-
Southern Indiana	DNP	-	-	-	-	-	-	-	-	-	-	-
Morehead State	DNP	-	-	-	-	-	-	-	-	-	-	-
at Western Illinois	DNP	-	-	-	-	-	-	-	-	-	-	-
Bethel (Tenn.)	DNP	-	-	-	-	-	-	-	-	-	-	-
Lindenwood	DNP	-	-	-	-	-	-	-	-	-	-	-
at Tennessee Tech	DNP	-	-	-	-	-	-	-	-	-	-	-
SIU Edwardsville	DNP	-	-	-	-	-	-	-	-	-	-	-
at UT Martin	DNP	-	-	-	-	-	-	-	-	-	-	-
at Little Rock	DNP	-	-	-	-	-	-	-	-	-	-	-
at Lindenwood												
Western Illinois												
Tennessee Tech												
Tennessee State												
at Eastern Illinois												
at SIU Edwardsville												
Little Rock												
UT Martin												
at Morehead State												
at Southern Indiana												
Totals	4-9	1-5	2-5	7/10	17	5	11	2	4	0	2	48

• - Game Started

2023-24 Season-Highs

Points	7	at Grand Canyon (11/6/23)
Total Rebounds	8	at Grand Canyon (11/6/23)
Offensive	4	at Grand Canyon (11/6/23)
Defensive	4	at Grand Canyon (11/6/23)
FG Made	2	at Grand Canyon (11/6/23)
FG Attempted	4	at Grand Canyon (11/6/23)
3-Point FG Made	1	at Grand Canyon (11/6/23)
3-Point FG Attempted	2	2x, last vs. Evansville (11/15/23)
FT Made	2	at Grand Canyon (11/6/23)
FT Attempted	5	at Grand Canyon (11/6/23)
Assists	2	at Butler (11/10/23)
Blocks	-	-
Steals	1	2x, last at Butler (11/10/23)
Minutes	20	at Grand Canyon (11/6/23)

Career-Highs

Points	13	at Evansville (11/16/22)
Total Rebounds	16	2x, last at Arkansas State (12/14/22)
Offensive	6	2x, last vs. William Woods (11/22/22)
Defensive	14	at Arkansas State (12/14/22)
FG Made	5	at Iowa (12/17/22)
FG Attempted	12	2x, last at Southern Indiana (12/29/22)
3-Point FG Made	2	3x, last at Missouri (12/4/22)
3-Point FG Attempted	4	5x, last vs. UT Martin (1/19/23)
FT Made	4	at Evansville (11/16/22)
FT Attempted	6	at Arkansas State (12/14/22)
Assists	8	at Milwaukee (11/28/22)
Blocks	5	vs. Boston (11/26/22)
Steals	5	at Milwaukee (11/28/22)
Minutes	38	2x, last at Arkansas State (12/14/22)

Clark's Career Statistics at Southeast Missouri

Overall

Season	G-GS	Min	Avg	FG-FGA	Pct	3FG-3FGA	Pct	FT-FTA	Pct	Off	Def	Tot	Avg	PF	FO	A	TO	Blk	Stl	Pts	Avg
2022-23	19-15	571	30.1	49-132	.371	12-48	.250	16-27	.593	47	118	165	8.7	61	1	50	36	23	28	126	6.6
2023-24	3-0	48	16.0	4-9	.444	1-5	.200	2-5	.400	7	10	17	5.7	5	0	2	4	0	2	11	3.7
Totals	22-15	619	28.1	53-141	.376	13-53	.245	18-32	.563	54	128	182	8.3	66	1	52	40	23	30	137	6.2

Ohio Valley Conference Games Only

Season	G-GS	Min	Avg	FG-FGA	Pct	3FG-3FGA	Pct	FT-FTA	Pct	Off	Def	Tot	Avg	PF	FO	A	TO	Blk	Stl	Pts	Avg
2022-23	6-3	150	25.0	11-34	.324	2-13	.154	4-10	.400	13	32	45	7.5	20	1	10	14	6	6	28	4.7
2023-24																					
Totals																					

JOSH EARLEY 21

// Forward // 6-7 // 242 // Senior
// Shawnee Mission, Kan. // Bishop Miege H.S. // Tulsa

2023-24: Scored double figures in his first career Southeast Missouri start at Grand Canyon (11/6)...Shot 5-of-6 from the field and finished with 10 points against the Lopes...Also logged 17 minutes and added a career-high four steals...Ranks third on the team scoring (9.3 ppg) and second in rebounding (4.1 rpg)...Pitched in 19 points and finished with seven boards vs. Central Arkansas (11/20)...Started 18 games...Returned after missing two games with a hip injury to play eight minutes at Purdue Fort Wayne (12/9)...Scored double figures in six of his last seven...Was also the Redhawks top scorer in each of those games...Dropped in a career-high 20 points at Tennessee Tech (1/13)...Averages 13 points per game as SEMO's top scorer in Ohio Valley Conference play.

Earley's Game-by-Game Statistics

2023-24	FG	3P	FT	O/D	REB	F	PTS	A	TO	B	S	M
at Grand Canyon*	5-6	0-0	0-0	0/1	1	3	10	0	2	0	4	17
at Butler*	1-5	0-0	0-2	2/2	4	0	2	0	2	0	2	20
Evansville*	2-5	0-0	0-0	2/2	4	1	4	0	4	0	0	18
Central Arkansas*	8-9	0-0	3-4	2/5	7	1	19	0	1	1	0	30
vs. Evansville*	4-5	0-0	0-0	2/3	5	0	8	0	3	0	0	16
at Chattanooga*	0-2	0-0	0-0	0/1	1	1	0	0	2	0	0	12
at Kansas City*	2-4	0-0	0-1	0/2	2	4	4	0	2	0	0	15
Missouri Baptist	DNP	-	-	-	-	-	-	-	-	-	-	-
Harris-Stowe	DNP	-	-	-	-	-	-	-	-	-	-	-
Purdue Fort Wayne	1-1	0-0	0-0	1/2	3	0	2	0	0	0	0	8
Lindsey Wilson*	3-6	0-0	0-0	0/0	0	1	6	0	0	0	0	16
at Illinois State*	2-2	0-0	0-0	2/0	2	1	4	1	1	1	0	17
Southern Indiana*	4-9	0-0	0-0	1/3	4	4	8	0	1	1	1	23
Morehead State*	4-5	0-0	0-0	2/2	4	0	8	0	0	0	1	23
at Western Illinois*	9-14	0-0	0-1	2/3	5	2	18	0	2	2	0	24
Bethel (Tenn.)*	7-11	0-0	0-0	3/3	6	1	14	0	1	0	0	23
Lindenwood*	5-9	0-0	6-9	1/6	7	2	16	0	2	1	0	23
at Tennessee Tech*	10-14	0-0	0-1	4/1	5	0	20	0	1	1	0	28
SIU Edwardsville*	7-15	0-0	2-2	2/6	8	1	16	1	0	1	0	31
at UT Martin*	7-14	0-0	0-0	2/3	5	2	14	0	0	0	1	26
at Little Rock*	2-6	0-0	0-0	1/3	4	1	4	1	6	0	0	18
at Lindenwood												
Western Illinois												
Tennessee Tech												
Tennessee State												
at Eastern Illinois												
at SIU Edwardsville												
Little Rock												
UT Martin												
at Morehead State												
at Southern Indiana												
Totals	83-142	0-0	11-20	29/48	77	25	177	3	30	8	9	386

• - Game Started

2023-24 Season-Highs

Points	20	at Tennessee Tech (1/13/24)
Total Rebounds	8	vs. SIU Edwardsville (1/20/24)
Offensive	4	at Tennessee Tech (1/13/24)
Defensive	6	2x, last vs. SIU Edwardsville (1/20/24)
FG Made	10	at Tennessee Tech (1/13/24)
FG Attempted	15	vs. SIU Edwardsville (1/20/24)
3-Point FG Made	-	-
3-Point FG Attempted	-	-
FT Made	6	vs. Lindenwood (1/11/24)
FT Attempted	9	vs. Lindenwood (1/11/24)
Assists	1	vs. SIU Edwardsville (1/20/24)
Blocks	2	at Western Illinois (1/4/24)
Steals	4	at Grand Canyon (11/6/23)
Minutes	31	vs. SIU Edwardsville (1/20/24)

Career-Highs

Points	20	at Tennessee Tech (1/13/24)
Total Rebounds	13	vs. Morehead State (3/3/23)
Offensive	5	vs. Lyon College (11/12/22)
Defensive	12	vs. Morehead State (3/3/23)
FG Made	9	at Western Illinois (1/4/24)
FG Attempted	15	vs. SIU Edwardsville (1/20/24)
3-Point FG Made	-	-
3-Point FG Attempted	-	-
FT Made	6	vs. Lindenwood (1/11/24)
FT Attempted	11	vs. Little Rock (2/2/23)
Assists	1	3x, last vs. SIU Edwardsville (1/20/24)
Blocks	2	3x, last at Western Illinois (1/4/24)
Steals	4	at Grand Canyon (11/6/23)
Minutes	31	vs. SIU Edwardsville (1/20/24)

Earley's Career Statistics at Southeast Missouri

Overall

Season	G-GS	Min	Avg	FG-FGA	Pct	3FG-3FGA	Pct	FT-FTA	Pct	Off	Def	Tot	Avg	PF	FO	A	TO	Blk	Stl	Pts	Avg
2022-23	31-0	545	17.6	104-176	.591	0-0	.000	31-61	.508	43	116	159	5.1	49	0	2	30	7	5	239	7.7
2023-24	19-18	388	20.4	83-142	.585	0-0	.000	11-20	.550	29	48	77	4.1	25	0	3	30	8	9	177	9.3
Totals	50-18	933	18.7	187-318	.588	0-0	.000	42-81	.519	72	164	236	4.7	74	0	5	60	15	14	416	8.3

Ohio Valley Conference Games Only

Season	G-GS	Min	Avg	FG-FGA	Pct	3FG-3FGA	Pct	FT-FTA	Pct	Off	Def	Tot	Avg	PF	FO	A	TO	Blk	Stl	Pts	Avg
2022-23	17-0	269	15.8	51-87	.586	0-0	.000	13-29	.448	22	51	73	4.3	24	0	0	18	3	2	115	6.8
2023-24	8-8	196	24.5	48-86	.558	0-0	.000	8-13	.615	15	27	42	5.3	12	0	2	12	6	3	104	13.0
Totals	25-8	465	18.6	99-173	.572	0-0	.000	21-42	.500	37	78	115	4.6	36	0	2	30	9	5	219	8.8

PLAYER PROFILES

GAVYN ELKAMIL 22

// Guard // 6-5 // 190 // Sophomore
// Pittsburg, Kan. // Link Prep Academy // Tulsa

2023-24: Played in 14 games...Is averaging 2.5 points and 2.1 rebounds per contest...Made his Southeast Missouri debut when he came off the bench to score six points on two 3-pointers at Grand Canyon (11/6)...Had two rebounds and one steal, as well... Played nine minutes at Butler (11/10)...Scored double figures for the first time in his career when he had 11 points vs. Central Arkansas (11/20)...Knocked down three 3-pointers against the Bears...Grabbed a season-high five rebounds vs. Harris-Stowe (12/6)...Scored eight points and made two 3-pointers vs. Lindsey Wilson (12/17).

Elkamil's Game-by-Game Statistics

2023-24	FG	3P	FT	O/D	REB	F	PTS	A	TO	B	S	M
at Grand Canyon	2-6	2-2	0-0	2/0	2	0	6	1	0	0	1	11
at Butler	0-2	0-2	0-0	0/0	0	0	0	0	0	0	0	9
Evansville	0-2	0-2	0-0	0/3	3	1	0	1	1	0	0	10
Central Arkansas	3-7	3-7	2-2	2/1	3	0	11	0	0	0	0	16
vs. Evansville	1-7	0-4	1-1	2/2	4	0	3	2	1	0	0	10
at Chattanooga	1-3	0-2	0-0	0/1	1	1	2	0	0	0	0	9
at Kansas City	0-1	0-1	0-0	1/1	2	4	0	1	0	1	0	10
Missouri Baptist	0-2	0-2	0-0	1/0	1	1	0	0	0	0	0	9
Harris-Stowe	1-3	1-3	2-2	1/4	5	2	5	1	0	0	0	13
Purdue Fort Wayne	0-2	0-0	0-0	0/1	1	0	0	0	0	0	0	9
Lindsey Wilson	2-3	2-2	2-2	0/2	2	1	8	4	0	0	1	13
at Illinois State	0-2	0-1	0-0	1/2	3	2	0	0	0	1	0	10
Southern Indiana	DNP	-	-	-	-	-	-	-	-	-	-	-
Morehead State	DNP	-	-	-	-	-	-	-	-	-	-	-
at Western Illinois	DNP	-	-	-	-	-	-	-	-	-	-	-
Bethel (Tenn.)	0-0	0-0	0-0	0/1	1	0	0	0	0	0	0	2
Lindenwood	DNP	-	-	-	-	-	-	-	-	-	-	-
at Tennessee Tech	DNP	-	-	-	-	-	-	-	-	-	-	-
SIU Edwardsville	DNP	-	-	-	-	-	-	-	-	-	-	-
at UT Martin	0-0	0-0	0-0	0/1	1	0	0	0	0	0	0	3
at Little Rock	DNP	-	-	-	-	-	-	-	-	-	-	-
at Lindenwood												
Western Illinois												
Tennessee Tech												
Tennessee State												
at Eastern Illinois												
at SIU Edwardsville												
Little Rock												
UT Martin												
at Morehead State												
at Southern Indiana												
Totals	10-40	8-28	7-7	10/19	29	12	35	10	2	2	2	134

• - Game Started

2023-24 Season/Career-Highs

Points	11	vs. Central Arkansas (11/20/23)
Total Rebounds	5	vs. Harris-Stowe (12/6/23)
Offensive	2	3x, last vs. Evansville (11/25/23)
Defensive	4	vs. Harris-Stowe (12/6/23)
FG Made	3	vs. Central Arkansas (11/20/23)
FG Attempted	7	2x, last vs. Evansville (11/25/23)
3-Point FG Made	3	vs. Central Arkansas (11/20/23)
3-Point FG Attempted	7	vs. Central Arkansas (11/20/23)
FT Made	2	3x, last vs. Lindsey Wilson (12/17/23)
FT Attempted	2	3x, last vs. Lindsey Wilson (12/17/23)
Assists	4	vs. Lindsey Wilson (12/17/23)
Blocks	1	2x, last Illinois State (12/21/23)
Steals	1	2x, last vs. Lindsey Wilson (12/17/23)
Minutes	16	vs. Central Arkansas (11/20/23)

Elkamil's Career Statistics at Southeast Missouri

Overall

Season	G-GS	Min	Avg	FG-FGA	Pct	3FG-3FGA	Pct	FT-FTA	Pct	Off	Def	Tot	Avg	PF	FO	A	TO	Blk	Stl	Pts	Avg
2023-24	14-0	134	9.6	10-40	.250	8-28	.286	7-7	1.000	10	19	29	2.1	12	0	10	2	2	2	35	2.5

Ohio Valley Conference Games Only

Season	G-GS	Min	Avg	FG-FGA	Pct	3FG-3FGA	Pct	FT-FTA	Pct	Off	Def	Tot	Avg	PF	FO	A	TO	Blk	Stl	Pts	Avg
2023-24	1-0	3	3.0	0-0	.000	0-0	.000	0-0	.000	0	1	1	1.0	0	0	0	0	0	0	0	0.0



EVAN EURSHER

// Guard // 6-2 // 177 // Sophomore
// Hendersonville, Tenn. // The Webb School

2023-24: Played 14 minutes off the bench in Southeast Missouri's season-opener at Grand Canyon (11/6)...Had one rebound to go along with one assist...Scored his first points of the season at Butler (11/10)...Averages 4.7 points and 2.9 rebounds per game...Scored double figures for the first time this season with 10 points and grabbed six rebounds vs. Central Arkansas (11/20)...Pulled down a career-high seven rebounds and scored nine points vs. Harris-Stowe (12/6)...Logged a career-high 27 minutes at Purdue Fort Wayne (12/9)...Missed two games with an ankle injury...Matched a career-high with 13 points off the bench vs. Bethel (1/6)...Followed that up with 11 points and six rebounds vs. Lindenwood (1/11)...Played 27 minutes in his first career start at Tennessee Tech (1/13).

Eursher's Game-by-Game Statistics

2023-24	FG	3P	FT	O/D	REB	F	PTS	A	TO	B	S	M
at Grand Canyon	0-3	0-1	0-0	0/1	1	2	0	1	0	0	0	14
at Butler	1-3	0-2	0-0	0/0	0	0	2	1	0	0	1	9
Evansville	2-5	1-2	2-2	0/3	3	0	7	1	2	0	0	17
Central Arkansas	3-5	2-4	2-4	1/5	6	3	10	1	2	0	0	22
vs. Evansville	1-1	0-0	0-0	0/1	1	1	2	1	0	0	0	10
at Chattanooga	2-7	1-4	0-0	0/1	1	3	5	0	1	0	1	13
at Kansas City	0-5	0-4	0-0	0/0	0	2	0	0	0	0	1	10
Missouri Baptist	1-2	0-1	2-2	2/1	3	1	4	4	1	0	1	19
Harris-Stowe	3-4	1-2	2-2	3/4	7	1	9	2	0	0	0	18
Purdue Fort Wayne	2-5	1-2	1-2	1/2	3	3	6	0	0	0	0	27
Lindsey Wilson	DNP	-	-	-	-	-	-	-	-	-	-	-
at Illinois State	DNP	-	-	-	-	-	-	-	-	-	-	-
Southern Indiana	0-1	0-1	0-0	0/3	3	1	0	1	1	0	0	9
Morehead State	0-1	0-1	0-0	0/1	1	0	0	0	0	0	0	8
at Western Illinois	0-1	0-1	0-0	0/2	2	0	0	0	0	0	1	18
Bethel (Tenn.)	5-9	1-2	2-2	1/4	5	0	13	4	0	0	1	26
Lindenwood	4-7	3-3	0-0	2/4	6	0	11	0	1	0	0	25
at Tennessee Tech*	0-6	0-3	0-0	0/3	3	1	0	3	0	0	2	27
SIU Edwardsville	2-4	2-4	0-0	1/2	3	2	6	0	0	0	0	27
at UT Martin	3-10	2-5	0-0	0/3	3	3	8	2	3	0	2	23
at Little Rock	2-7	2-6	0-0	3/1	4	3	6	1	0	0	0	24
at Lindenwood												
Western Illinois												
Tennessee Tech												
Tennessee State												
at Eastern Illinois												
at SIU Edwardsville												
Little Rock												
UT Martin												
at Morehead State												
at Southern Indiana												
Totals	31-86	16-48	11-14	14/41	55	26	89	22	11	0	10	346

• - Game Started

2023-24 Season-Highs

Points	13	vs. Bethel (1/6/24)
Total Rebounds	7	vs. Harris-Stowe (12/6/23)
Offensive	3	2x, last at Little Rock (1/27/24)
Defensive	5	vs. Central Arkansas (11/20/23)
FG Made	5	vs. Bethel (1/6/24)
FG Attempted	10	at UT Martin (1/25/24)
3-Point FG Made	3	vs. Lindenwood (1/11/24)
3-Point FG Attempted	6	at Little Rock (1/27/24)
FT Made	2	5x, last vs. Bethel (1/6/24)
FT Attempted	4	vs. Central Arkansas (11/20/23)
Assists	4	2x, last vs. Bethel (1/6/24)
Blocks	-	-
Steals	2	2x, last at UT Martin (1/25/24)
Minutes	27	3x, last vs. SIU Edwardsville (1/20/24)

Career-Highs

Points	13	2x, last vs. Bethel (1/6/24)
Total Rebounds	7	vs. Harris-Stowe (12/6/23)
Offensive	3	2x, last at Little Rock (1/27/24)
Defensive	5	vs. Central Arkansas (11/20/23)
FG Made	5	2x, last vs. Bethel (1/6/24)
FG Attempted	10	at UT Martin (1/25/24)
3-Point FG Made	3	2x, last vs. Lindenwood (1/11/24)
3-Point FG Attempted	6	2x, last at Little Rock (1/27/24)
FT Made	3	vs. Southern Indiana (2/18/23)
FT Attempted	4	2x, last vs. Central Arkansas (11/20/23)
Assists	4	2x, last vs. Bethel (1/6/24)
Blocks	1	vs. Southern Illinois (12/21/22)
Steals	2	4x, last at UT Martin (1/25/24)
Minutes	27	3x, last vs. SIU Edwardsville (1/20/24)

Eursher's Career Statistics at Southeast Missouri

Overall

Season	G-GS	Min	Avg	FG-FGA	Pct	3FG-3FGA	Pct	FT-FTA	Pct	Off	Def	Tot	Avg	PF	FO	A	TO	Blk	Stl	Pts	Avg
2022-23	25-0	213	8.5	15-45	.333	8-34	.235	9-12	.750	5	17	22	0.9	15	0	5	8	1	9	47	1.9
2023-24	18-1	322	17.9	29-79	.367	14-42	.333	11-14	.786	11	40	51	2.8	23	0	21	11	0	10	83	4.6
Totals	43-1	535	12.4	44-124	.355	22-76	.289	20-26	.769	16	57	73	1.7	38	0	26	19	1	19	130	3.0

Ohio Valley Conference Games Only

Season	G-GS	Min	Avg	FG-FGA	Pct	3FG-3FGA	Pct	FT-FTA	Pct	Off	Def	Tot	Avg	PF	FO	A	TO	Blk	Stl	Pts	Avg
2022-23	14-0	90	6.4	6-17	.353	3-13	.231	7-8	.875	2	6	8	0.6	8	0	3	3	0	4	22	1.6
2023-24	8-1	161	20.1	11-37	.297	9-24	.375	0-0	.000	6	19	25	3.1	10	0	7	5	0	5	31	3.9
Totals	22-1	251	11.4	17-54	.315	12-37	.324	7-8	.875	8	25	33	1.5	18	0	10	8	0	9	53	2.4

PLAYER PROFILES



MASON HANBACK 35

// Center // 7-0 // 245 // Sophomore
// Jackson, Tenn. // Tennessee Prep

2023-24: Saw action in 19 games...Played six minutes off the bench at Butler (11/10)...Had a season-high six points vs. Missouri Baptist (12/3) and Harris-Stowe (12/6)...Scored two points in both games vs. Evansville (11/15, 11/25), at Chattanooga (11/26) and at Kansas City (11/30)...Played a career-high 20 minutes vs. the Hornets...Averages 2.1 points and 1.6 rebounds a game...Is shooting a team-best 65.5 percent (19-of-29) from the field...Pulled down a career-high four rebounds at Illinois State (12/21)...Scored in 12 of the 17 games he played...Matched his career-best four rebounds at Western Illinois (1/4).

Hanback's Game-by-Game Statistics

2023-24	FG	3P	FT	O/D	REB	F	PTS	A	TO	B	S	M
at Grand Canyon	DNP	-	-	-	-	-	-	-	-	-	-	-
at Butler	0-1	0-0	0-0	0/1	1	1	0	0	0	0	0	6
Evansville	1-1	0-0	0-1	1/0	1	1	2	0	0	0	0	9
Central Arkansas	DNP	-	-	-	-	-	-	-	-	-	-	-
vs. Evansville	1-2	0-0	0-0	0/0	0	1	2	0	1	0	0	9
at Chattanooga	1-1	0-0	0-0	0/0	0	1	2	0	0	0	0	7
at Kansas City	1-1	0-0	0-0	2/1	3	3	2	0	0	1	0	11
Missouri Baptist	3-3	0-0	0-0	0/2	2	3	6	1	0	0	0	16
Harris-Stowe	3-3	0-0	0-0	0/3	3	0	6	0	0	0	1	20
Purdue Fort Wayne	1-1	0-0	0-0	1/0	1	3	2	0	0	1	0	8
Lindsey Wilson	3-5	0-0	0-0	0/1	1	0	6	0	1	0	0	9
at Illinois State	1-2	0-0	0-1	2/2	4	3	2	0	1	0	1	17
Southern Indiana	1-2	0-0	0-0	1/1	2	1	2	1	1	1	0	13
Morehead State	0-0	0-0	0-0	0/1	1	2	0	0	1	0	0	7
at Western Illinois	1-3	0-0	0-0	2/2	4	2	2	0	0	0	0	10
Bethel (Tenn.)	1-1	0-0	1-2	0/1	1	2	3	0	1	1	0	6
Lindenwood	0-0	0-0	0-0	0/0	0	0	0	0	0	1	0	4
at Tennessee Tech	0-0	00	0-0	0/1	1	1	0	0	0	0	0	5
SIU Edwardsville	0-2	0-0	0-0	1/2	3	1	0	0	1	0	0	7
at UT Martin	1-1	0-0	0-0	1/1	2	3	2	0	0	0	0	10
at Little Rock	0-0	0-0	0-0	0/0	0	0	0	0	1	0	0	3
at Lindenwood												
Western Illinois												
Tennessee Tech												
Tennessee State												
at Eastern Illinois												
at SIU Edwardsville												
Little Rock												
UT Martin												
at Morehead State												
at Southern Indiana												
Totals	19-29	0-0	1-4	11/19	30	28	40	2	8	5	2	177

• - Game Started

2023-24 Season-Highs

Points	6	3x, last vs. Lindsey Wilson (12/17/23)
Total Rebounds	4	2x, last at Western Illinois (1/4/24)
Offensive	2	3x, last at Western Illinois (1/4/24)
Defensive	3	vs. Harris-Stowe (12/6/23)
FG Made	3	3x, last vs. Lindsey Wilson (12/17/23)
FG Attempted	5	vs. Lindsey Wilson (12/17/23)
3-Point FG Made	-	-
3-Point FG Attempted	-	-
FT Made	1	vs. Bethel (1/6/24)
FT Attempted	2	vs. Bethel (1/6/24)
Assists	1	2x, last vs. Southern Indiana (12/29/23)
Blocks	1	3x, last vs. Bethel (1/6/24)
Steals	1	2x, last at Illinois State (12/21/23)
Minutes	20	vs. Harris-Stowe (12/6/23)

Career-Highs

Points	8	vs. Eastern Illinois (2/16/23)
Total Rebounds	4	2x, last at Western Illinois (1/4/24)
Offensive	2	3x, last at Western Illinois (1/4/24)
Defensive	3	vs. Harris-Stowe (12/6/23)
FG Made	4	vs. Eastern Illinois (2/16/23)
FG Attempted	5	vs. Lindsey Wilson (12/17/23)
3-Point FG Made	-	-
3-Point FG Attempted	-	-
FT Made	1	3x, last vs. Bethel (1/6/24)
FT Attempted	2	2x, last vs. Bethel (1/6/24)
Assists	1	2x, last vs. Southern Indiana (12/29/23)
Blocks	3	at Morehead State (1/14/23)
Steals	1	2x, last at Illinois State (12/21/23)
Minutes	20	vs. Harris-Stowe (12/6/23)

Hanback's Career Statistics at Southeast Missouri

Overall

Season	G-GS	Min	Avg	FG-FGA	Pct	3FG-3FGA	Pct	FT-FTA	Pct	Off	Def	Tot	Avg	PF	FO	A	TO	Blk	Stl	Pts	Avg
2022-23	10-0	49	4.9	8-9	.889	0-0	.000	2-3	.667	0	3	3	0.3	8	0	0	2	3	0	18	1.8
2023-24	19-0	177	9.3	19-29	.655	0-0	.000	1-4	.250	11	19	30	1.6	28	0	2	8	5	2	39	2.1
Totals	29-0	226	7.8	27-38	.711	0-0	.000	3-7	.429	11	22	33	1.1	36	0	2	10	8	2	57	2.0

Ohio Valley Conference Games Only

Season	G-GS	Min	Avg	FG-FGA	Pct	3FG-3FGA	Pct	FT-FTA	Pct	Off	Def	Tot	Avg	PF	FO	A	TO	Blk	Stl	Pts	Avg
2022-23	5-0	30	6.0	6-7	.857	0-0	.000	0-0	.000	0	2	2	0.4	7	0	0	1	3	0	12	2.4
2023-24	8-0	59	7.4	3-8	.375	0-0	.000	0-0	.000	5	8	13	1.6	10	0	1	4	2	0	6	0.8
Totals	13-0	89	6.8	9-15	.600	0-0	.000	0-0	.000	5	10	15	1.2	17	0	1	5	5	0	18	1.4



DAVID IDADA

10

// Center // 7-0 // 250 // Sophomore
// Barendrecht, Netherlands // Golden State Prep

2023-24: Averages 1.8 points and 2.9 rebounds per game...Played in 19 games and started three contests...Led Southeast Missouri with two blocks in his first career Southeast Missouri appearance at Grand Canyon (11/6)...Played 10 minutes off the bench in that game... First on the team with 11 blocks...Finished with a season-high 12 rebounds at Chattanooga (11/26)...Scored a season-best nine points vs. Harris-Stowe (12/6)...Added nine rebounds, including a season-high seven on the offensive glass vs. Missouri Baptist (12/3).

Idada's Game-by-Game Statistics

2023-24	FG	3P	FT	O/D	REB	F	PTS	A	TO	B	S	M
at Grand Canyon	0-1	0-0	0-0	0/0	0	5	0	1	1	2	0	10
at Butler	2-2	0-0	1-3	3/2	5	2	5	0	2	1	0	14
Evansville	0-2	0-0	0-2	0/1	1	0	0	0	1	0	1	11
Central Arkansas	2-2	0-0	0-0	0/6	6	3	4	0	0	0	0	9
vs. Evansville	1-2	0-0	0-2	0/3	3	2	2	0	1	2	0	7
at Chattanooga	2-5	0-1	2-6	5/7	12	3	6	0	1	1	1	15
at Kansas City	0-2	0-0	0-2	0/0	0	1	0	0	0	2	0	10
Missouri Baptist*	1-5	0-0	0-3	7/2	9	4	2	0	1	0	0	16
Harris-Stowe*	2-3	0-0	5-6	2/5	7	1	9	1	1	1	1	16
Purdue Fort Wayne*	0-1	0-0	0-0	0/1	1	3	0	0	4	0	1	11
Lindsey Wilson	1-1	0-0	0-0	1/1	2	0	2	0	0	0	0	9
at Illinois State	0-0	0-0	0-0	0/0	0	0	0	0	1	0	0	3
Southern Indiana	0-1	0-0	0-0	0/2	2	1	0	0	1	1	0	3
Morehead State	0-0	0-0	0-0	0/0	0	3	0	0	1	0	0	1
at Western Illinois	1-1	0-0	0-1	1/0	1	0	2	0	0	0	1	6
Bethel (Tenn.)	0-0	0-0	0-0	0/0	0	1	0	0	1	0	0	5
Lindenwood	0-0	0-0	0-0	1/0	1	1	0	0	0	0	0	6
at Tennessee Tech	DNP	-	-	-	-	-	-	-	-	-	-	-
SIU Edwardsville	DNP	-	-	-	-	-	-	-	-	-	-	-
at UT Martin	0-0	0-0	0-0	1/1	2	0	0	0	0	0	0	2
at Little Rock	0-1	0-0	2-4	1/3	4	2	2	2	1	1	2	17
at Lindenwood												
Western Illinois												
Tennessee Tech												
Tennessee State												
at Eastern Illinois												
at SIU Edwardsville												
Little Rock												
UT Martin												
at Morehead State												
at Southern Indiana												
Totals	12-29	0-1	10-29	22/34	56	32	34	4	17	11	7	171

• - Game Started

2023-24 Season/Career-Highs

Points	9	vs. Harris-Stowe (12/6/23)
Total Rebounds	12	at Chattanooga (11/26/23)
Offensive	7	vs. Missouri Baptist (12/3/23)
Defensive	7	at Chattanooga (11/26/23)
FG Made	2	4x, last vs. Harris-Stowe (12/6/23)
FG Attempted	5	2x, last vs. Missouri Baptist (12/3/23)
3-Point FG Made	-	-
3-Point FG Attempted	1	at Chattanooga (11/26/23)
FT Made	5	vs. Harris-Stowe (12/6/23)
FT Attempted	6	2x, last vs. Harris-Stowe (12/6/23)
Assists	2	at Little Rock (1/27/24)
Blocks	2	3x, last at Kansas City (11/30/23)
Steals	2	at Little Rock (1/27/24)
Minutes	17	at Little Rock (1/27/24)

Idada's Career Statistics at Southeast Missouri

Overall

Season	G-GS	Min	Avg	FG-FGA	Pct	3FG-3FGA	Pct	FT-FTA	Pct	Off	Def	Tot	Avg	PF	FO	A	TO	Blk	Stl	Pts	Avg
2023-24	19-3	171	9.0	12-29	.414	0-1	.000	10-29	.345	22	34	56	2.9	32	1	4	17	11	7	34	1.8

Ohio Valley Conference Games Only

Season	G-GS	Min	Avg	FG-FGA	Pct	3FG-3FGA	Pct	FT-FTA	Pct	Off	Def	Tot	Avg	PF	FO	A	TO	Blk	Stl	Pts	Avg
2023-24	6-0	35	5.8	1-3	.333	0-0	.000	2-5	.400	4	6	10	1.7	7	0	2	3	2	3	4	0.7

PLAYER PROFILES

ADAM LARSON 4

// Forward // 6-9 // 180 // Sophomore
// Fennimore, Wis. // Fennimore H.S.

2023-24: Southeast Missouri's fourth-leading scorer with 9.1 points per game...Played in all 21 games and started the last 18 contests...Pitched in a career-high 22 points and made a career-best six 3-pointers vs. Evansville (11/25)...Followed that up with a team-high 13 points at Chattanooga (11/26)...Averaged 17.5 points and made 10 three-pointers in two starts at the Coke Zero Sugar Classic (11/25-26)...Scored double figures a total of eight times...Made three or more 3-pointers in eight games...Ranks tied for sixth in the Ohio Valley Conference in 3-point field goals made (2.1 per game)...Made 43 threes for the year...Sunk a career-high 10 free throws and scored 15 points vs. Missouri Baptist (12/3)...Had 19 points vs. Harris-Stowe (12/6)...Leads the team in 3-point field goal percentage (.406)...Made a three in 12 of his last 15 games.

Larson's Game-by-Game Statistics

2023-24	FG	3P	FT	O/D	REB	F	PTS	A	TO	B	S	M
at Grand Canyon	4-6	3-5	2-4	0/5	5	0	13	0	1	0	0	18
at Butler	4-7	3-5	0-0	0/2	2	2	11	0	0	1	0	14
Evansville	3-5	1-3	0-0	0/2	2	1	7	0	0	2	0	13
Central Arkansas*	0-2	0-2	0-0	2/0	2	3	0	0	1	0	0	8
vs. Evansville*	7-10	6-8	2-2	1/3	4	1	22	2	0	1	0	27
at Chattanooga*	4-8	4-6	1-2	0/3	3	2	13	0	1	0	0	23
at Kansas City*	0-4	0-2	2-2	0/3	3	1	2	0	0	0	0	21
Missouri Baptist*	2-9	1-8	10-12	1/3	4	1	15	3	0	0	1	23
Harris-Stowe*	7-14	3-10	2-4	3/1	4	0	19	1	2	0	0	21
Purdue Fort Wayne*	3-9	2-9	0-0	1/4	5	1	6	0	1	0	0	30
Lindsey Wilson*	2-3	2-3	0-0	0/4	4	3	6	2	0	0	0	19
at Illinois State*	5-7	5-7	1-2	0/4	4	2	16	0	0	0	2	28
Southern Indiana*	3-9	3-7	2-4	3/3	6	4	11	2	1	0	1	25
Morehead State*	4-5	3-4	0-0	0/1	1	2	11	0	0	1	0	20
at Western Illinois*	2-7	2-6	1-3	0/1	1	2	7	0	0	0	1	19
Bethel (Tenn.)*	1-5	1-5	0-0	0/1	1	1	3	1	0	1	2	15
Lindenwood*	1-4	1-2	1-2	0/2	2	2	4	2	0	1	1	20
at Tennessee Tech*	2-6	2-4	0-0	3/0	3	1	6	1	1	0	0	29
SIU Edwardsville*	2-7	0-3	2-2	0/1	1	0	6	0	1	0	0	21
at UT Martin*	3-5	0-2	0-1	0/4	4	3	6	0	1	0	0	28
at Little Rock*	3-8	1-5	0-0	0/1	1	2	7	0	1	0	0	23
at Lindenwood												
Western Illinois												
Tennessee Tech												
Tennessee State												
at Eastern Illinois												
at SIU Edwardsville												
Little Rock												
UT Martin												
at Morehead State												
at Southern Indiana												
Totals	62-140	43-106	26-40	14/48	62	34	191	14	11	7	8	445

• - Game Started

2023-24 Season-Highs

Points	22	vs. Evansville (11/25/23)
Total Rebounds	6	vs. Southern Indiana (12/29/23)
Offensive	3	3x, last at Tennessee Tech (1/13/24)
Defensive	5	at Grand Canyon (11/6/23)
FG Made	7	2x, last vs. Harris-Stowe (12/6/23)
FG Attempted	14	vs. Harris-Stowe (12/6/23)
3-Point FG Made	6	vs. Evansville (11/25/23)
3-Point FG Attempted	10	vs. Harris-Stowe (12/6/23)
FT Made	10	vs. Missouri Baptist (12/3/23)
FT Attempted	12	vs. Missouri Baptist (12/3/23)
Assists	3	vs. Missouri Baptist (12/3/23)
Blocks	2	vs. Evansville (11/15/23)
Steals	2	2x, last vs. Bethel (1/6/24)
Minutes	30	at Purdue Fort Wayne (12/9/23)

Career-Highs

Points	22	vs. Evansville (11/25/23)
Total Rebounds	6	vs. Southern Indiana (12/29/23)
Offensive	3	3x, last vs. Southern Indiana (12/29/23)
Defensive	5	2x, last at Grand Canyon (11/6/23)
FG Made	7	2x, last vs. Harris-Stowe (12/6/23)
FG Attempted	14	vs. Harris-Stowe (12/6/23)
3-Point FG Made	6	vs. Evansville (11/25/23)
3-Point FG Attempted	10	vs. Harris-Stowe (12/6/23)
FT Made	10	vs. Missouri Baptist (12/3/23)
FT Attempted	12	vs. Missouri Baptist (12/3/23)
Assists	3	vs. Missouri Baptist (12/3/23)
Blocks	3	at Eastern Illinois (1/28/23)
Steals	2	3x, last vs. Bethel (1/6/24)
Minutes	30	at Purdue Fort Wayne (12/9/23)

Larson's Career Statistics at Southeast Missouri

Overall

Season	G-GS	Min	Avg	FG-FGA	Pct	3FG-3FGA	Pct	FT-FTA	Pct	Off	Def	Tot	Avg	PF	FO	A	TO	Blk	Stl	Pts	Avg
2022-23	34-3	455	13.4	60-134	.448	39-103	.379	15-23	.652	9	50	59	1.7	43	0	4	8	12	5	174	5.1
2023-24	21-18	445	21.2	61-140	.436	43-106	.406	26-40	.650	14	48	62	3.0	34	0	14	11	7	8	191	9.1
Totals	55-21	900	16.4	121-274	.442	82-209	.392	41-63	.651	23	98	121	2.2	77	0	18	19	19	13	365	6.6

Ohio Valley Conference Games Only

Season	G-GS	Min	Avg	FG-FGA	Pct	3FG-3FGA	Pct	FT-FTA	Pct	Off	Def	Tot	Avg	PF	FO	A	TO	Blk	Stl	Pts	Avg
2022-23	18-0	206	11.4	29-68	.426	19-53	.358	0-2	.000	3	23	26	1.4	17	0	2	5	8	4	77	4.3
2023-24	8-8	185	23.1	20-51	.392	12-33	.364	6-12	.500	6	13	19	2.4	16	0	5	5	2	3	58	7.3
Totals	26-8	391	15.0	49-119	.412	31-86	.360	6-14	.429	9	36	45	1.7	33	0	7	10	10	7	135	5.2

ROB MARTIN

1

// Guard // 5-10 // 160 // Sophomore
// St. Louis, Mo. // Christian Brothers H.S. // Indiana State

2023-24: Leads the team in scoring with 11.6 points per game in 21 starts at point guard...Only Redhawk averaging double figures in the scoring column...Tops the Redhawks with 68 assists and ranks fifth in the Ohio Valley Conference with 3.2 per game...Scored double figures for the first time in his career when he had 10 points and five assists at Chattanooga (11/26)...Scored nine points at Butler (11/10) and vs. Evansville (11/15 & 11/25)...Finished with 19 points vs. Harris-Stowe (12/6)...Scored 11 of the Redhawks first 16 points of that game...Is fourth in the OVC in assist/turnover ratio (68 assists/47 turnovers, 1.4 ratio)...Scored double figures in 13 of his last 16 starts...Finished with five or more assists in five of his starts...Dropped in a season-high 29 points and scored the game-winning basket with 1.1 seconds left to give Southeast Missouri its overtime victory over Southern Indiana (12/29)...Also had a season-best seven assists that game...Averages 13.4 points per game in eight OVC starts.

Martin's Game-by-Game Statistics

2023-24	FG	3P	FT	O/D	REB	F	PTS	A	TO	B	S	M
at Grand Canyon*	1-8	1-1	0-0	2/0	2	1	3	3	1	0	2	26
at Butler*	3-13	1-3	2-2	0/2	2	4	9	5	2	0	1	32
Evansville*	3-10	2-5	1-2	1/3	4	0	9	3	3	0	0	27
Central Arkansas*	1-5	0-2	2-2	0/1	1	2	4	2	1	0	1	28
vs. Evansville*	3-7	1-3	2-3	1/1	2	3	9	4	2	0	0	31
at Chattanooga*	4-8	1-2	1-1	1/0	1	1	10	5	2	0	0	34
at Kansas City*	4-14	0-3	0-0	2/0	2	1	8	2	1	0	0	31
Missouri Baptist*	4-10	2-4	2-3	0/3	3	1	12	3	2	0	0	30
Harris-Stowe*	8-11	3-4	0-0	1/5	6	0	19	5	3	0	1	26
Purdue Fort Wayne*	8-12	2-5	4-4	1/2	3	2	22	5	5	0	1	34
Lindsey Wilson*	5-8	2-3	0-0	0/0	0	2	12	0	1	0	1	28
at Illinois State*	3-9	0-3	1-1	0/1	1	2	7	4	5	0	0	30
Southern Indiana*	10-15	2-3	7-9	1/2	3	1	29	7	2	0	2	36
Morehead State*	6-14	1-2	1-1	0/2	2	3	14	0	4	0	0	28
at Western Illinois*	5-14	2-3	1-2	0/1	1	4	13	3	1	0	1	31
Bethel (Tenn.)*	5-8	0-2	2-2	0/4	4	1	12	1	2	0	0	28
Lindenwood*	4-11	1-5	2-2	0/2	2	4	11	3	2	0	0	24
at Tennessee Tech*	4-11	3-6	1-1	1/3	4	1	12	3	1	0	0	38
SIU Edwardsville*	5-10	0-2	0-0	0/2	2	3	10	5	3	0	0	31
at UT Martin*	3-11	0-3	4-4	1/1	2	3	10	3	2	0	3	30
at Little Rock*	3-8	2-6	0-0	1/1	2	2	8	2	2	0	0	30
at Lindenwood												
Western Illinois												
Tennessee Tech												
Tennessee State												
at Eastern Illinois												
at SIU Edwardsville												
Little Rock												
UT Martin												
at Morehead State												
at Southern Indiana												
Totals	92-217	26-70	33-39	13/36	49	41	243	68	47	0	13	633

• - Game Started

2023-24 Season/Career-Highs

Points	29	vs. Southern Indiana (12/29/23)
Total Rebounds	6	vs. Harris-Stowe (12/6/23)
Offensive	2	2x, last at Kansas City (11/30/23)
Defensive	5	vs. Harris-Stowe (12/6/23)
FG Made	10	vs. Southern Indiana (12/29/23)
FG Attempted	15	vs. Southern Indiana (12/29/23)
3-Point FG Made	3	2x, last at Tennessee Tech (1/13/24)
3-Point FG Attempted	6	at Tennessee Tech (1/13/24)
FT Made	7	vs. Southern Indiana (12/29/23)
FT Attempted	9	vs. Southern Indiana (12/29/23)
Assists	7	vs. Southern Indiana (12/29/23)
Blocks	-	-
Steals	3	at UT Martin (1/25/24)
Minutes	38	at Tennessee Tech (1/13/24)

Martin's Career Statistics at Southeast Missouri

Overall

Season	G-GS	Min	Avg	FG-FGA	Pct	3FG-3FGA	Pct	FT-FTA	Pct	Off	Def	Tot	Avg	PF	FO	A	TO	Blk	Stl	Pts	Avg
2023-24	21-21	633	30.1	92-217	.424	26-70	.371	33-39	.846	13	36	49	2.3	41	0	68	47	0	13	243	11.6

Ohio Valley Conference Games Only

Season	G-GS	Min	Avg	FG-FGA	Pct	3FG-3FGA	Pct	FT-FTA	Pct	Off	Def	Tot	Avg	PF	FO	A	TO	Blk	Stl	Pts	Avg
2023-24	8-8	248	31.0	40-94	.426	11-30	.367	16-19	.842	4	14	18	2.3	21	0	26	17	0	6	107	13.4

PLAYER PROFILES

AQUAN SMART 3

// Guard // 6-3 // 175 // Junior
// Evanston, Ill. // Niles North H.S. // Florida International

2023-24: Averages 9.5 points and 3.2 rebounds per game and is second on the team in scoring through 21 games and 19 starts...Made a perfect 4-of-4 free throws and had eight points at Butler (11/10)...Scored two points, had three steals and grabbed two rebounds in his first start of the season at Grand Canyon (11/6)...Made the game-winning shot on a baseline jumper with seven seconds left to beat Central Arkansas (11/20)...Scored double figures in eight of his last 13 games...Finished with a season-high 19 points vs. both Missouri Baptist (12/3) and Southern Indiana (12/29)...Had a career-high eight assists against Harris-Stowe...Ranks second on the team with 56 assists and leads the Redhawks with 21 steals...Averages 10 points per game in league play.

Smart's Game-by-Game Statistics

2023-24	FG	3P	FT	O/D	REB	F	PTS	A	TO	B	S	M
at Grand Canyon*	1-6	0-2	0-1	0/2	2	3	2	3	5	0	0	13
at Butler*	2-9	0-2	4-4	1/2	3	2	8	0	3	0	1	25
Evansville*	3-8	1-4	0-2	0/1	1	3	7	3	3	1	0	22
Central Arkansas*	3-11	1-6	2-4	0/5	5	3	9	4	5	0	0	27
vs. Evansville*	3-7	1-3	0-0	0/2	2	4	7	1	1	0	1	26
at Chattanooga*	0-7	0-2	0-0	0/2	2	4	0	0	0	0	0	21
at Kansas City*	4-9	0-1	5-7	0/5	5	4	13	0	1	0	1	26
Missouri Baptist*	4-9	2-5	9-10	1/2	3	0	19	5	3	0	1	28
Harris-Stowe*	4-11	2-6	0-0	1/3	4	1	10	8	3	0	1	25
Purdue Fort Wayne*	5-9	0-1	2-3	0/4	4	3	12	5	2	1	0	21
Lindsey Wilson*	5-10	1-4	7-9	0/7	7	0	18	5	3	1	2	28
at Illinois State*	3-11	0-4	1-1	0/1	1	5	7	0	1	0	1	19
Southern Indiana*	6-17	0-3	7-9	0/3	3	4	19	4	4	1	3	30
Morehead State*	4-16	0-2	9-10	0/5	5	2	17	6	5	0	2	36
at Western Illinois*	4-6	1-1	0-2	1/3	4	3	9	3	2	0	1	21
Bethel (Tenn.)*	3-7	1-3	0-0	0/0	0	1	7	1	2	1	1	16
Lindenwood*	1-8	1-2	0-0	0/3	3	3	3	1	0	0	2	16
at Tennessee Tech	3-7	1-2	0-0	0/7	7	4	7	3	5	0	0	25
SIU Edwardsville	2-8	0-3	1-1	1/2	3	3	5	1	0	0	0	22
at UT Martin*	3-9	0-3	3-4	0/3	3	4	9	2	3	1	1	23
at Little Rock*	5-10	0-3	1-1	0/1	1	3	11	1	1	0	2	22
at Lindenwood												
Western Illinois												
Tennessee Tech												
Tennessee State												
at Eastern Illinois												
at SIU Edwardsville												
Little Rock												
UT Martin												
at Morehead State												
at Southern Indiana												
Totals	68-195	12-62	51-68	5/60	65	59	199	56	52	6	20	491

• - Game Started

2023-24 Season-Highs

Points	19	2x, last vs. Southern Indiana (12/29/23)
Total Rebounds	7	2x, last at Tennessee Tech (1/13/24)
Offensive	1	5x, last vs. SIU Edwardsville (1/20/24)
Defensive	7	2x, last at Tennessee Tech (1/13/24)
FG Made	6	vs. Southern Indiana (12/29/23)
FG Attempted	17	vs. Southern Indiana (12/29/23)
3-Point FG Made	2	2x, last vs. Harris-Stowe (12/6/23)
3-Point FG Attempted	6	2x, last vs. Harris-Stowe (12/6/23)
FT Made	9	2x, last vs. Morehead State (12/31/23)
FT Attempted	10	2x, last vs. Morehead State (12/31/23)
Assists	8	vs. Harris-Stowe (12/6/23)
Blocks	1	5x, last vs. Bethel (1/6/24)
Steals	3	vs. Southern Indiana (12/29/23)
Minutes	36	vs. Morehead State (12/31/23)

Career-Highs

Points	22	at Lindenwood (2/23/23)
Total Rebounds	8	at Lindenwood (2/23/23)
Offensive	2	3x, last at Lindenwood (2/23/23)
Defensive	7	2x, last at Tennessee Tech (1/13/24)
FG Made	8	at Lindenwood (2/23/23)
FG Attempted	17	vs. Southern Indiana (12/29/23)
3-Point FG Made	3	2x, last at Lindenwood (2/23/23)
3-Point FG Attempted	6	2x, last vs. Harris-Stowe (12/6/23)
FT Made	9	2x, last vs. Morehead State (12/31/23)
FT Attempted	10	2x, last vs. Morehead State (12/31/23)
Assists	8	vs. Harris-Stowe (12/6/23)
Blocks	2	vs. Tennessee Tech (1/21/23)
Steals	4	3x, last at Lindenwood (2/23/23)
Minutes	42	2x, last at Lindenwood (2/23/23)

Smart's Career Statistics at Southeast Missouri

Overall

Season	G-GS	Min	Avg	FG-FGA	Pct	3FG-3FGA	Pct	FT-FTA	Pct	Off	Def	Tot	Avg	PF	FO	A	TO	Blk	Stl	Pts	Avg
2022-23	32-25	788	24.6	74-202	.366	20-69	.290	68-92	.739	14	84	98	3.1	109	8	70	75	12	48	236	7.4
2023-24	21-19	492	23.4	68-195	.349	12-62	.194	51-68	.750	5	63	68	3.2	59	1	56	52	6	21	199	9.5
Totals	53-44	1280	24.2	142-397	.358	32-131	.244	119-160	.744	19	147	166	3.1	168	9	126	127	18	69	435	8.2

Ohio Valley Conference Games Only

Season	G-GS	Min	Avg	FG-FGA	Pct	3FG-3FGA	Pct	FT-FTA	Pct	Off	Def	Tot	Avg	PF	FO	A	TO	Blk	Stl	Pts	Avg
2022-23	17-15	453	26.6	45-122	.369	10-44	.227	43-58	.741	8	52	60	3.5	58	4	40	39	7	27	143	8.4
2023-24	8-6	195	24.4	28-81	.346	3-19	.158	21-27	.778	2	27	29	3.6	26	0	21	20	2	11	80	10.0
Totals	25-21	648	25.9	73-203	.360	13-63	.206	64-85	.753	10	79	89	3.6	84	4	61	59	9	38	223	8.9

BRAXTON STACKER 44

// Guard // 6-5 // 185 // Sophomore
// Fairview Heights, Ill. // Cardinal Ritter H.S. // Murray State

2023-24: Is sixth on the team in scoring with 6.4 points per game in 21 games and 18 starts...Scored double figures for the first time when he finished with a season-high 13 points vs. Lindsey Wilson (12/17)...Had nine points and five rebounds in 25 minutes at Butler (11/10)...Posted eight points and four rebounds in his first career Southeast Missouri start at Grand Canyon (11/6)...Shot 3-of-5 from the field and drained one 3-pointer...Played 20 minutes against the Lopes...Second on the team with 20 steals...Had a season-high five assists vs. Harris-Stowe (12/6)...Dropped in 11 points for at Illinois State (12/21)...Scored nine points and had six rebounds in 25 minutes during his Ohio Valley Conference debut vs. Southern Indiana (12/29)...Ranks second on the team with 10 blocks...Scored 11 points for his third double-digit game of the season vs. Lindenwood (1/11).

Stacker's Game-by-Game Statistics

2023-24	FG	3P	FT	O/D	REB	F	PTS	A	TO	B	S	M
at Grand Canyon*	3-5	1-1	1-3	0/2	2	4	8	1	3	0	1	21
at Butler*	2-13	1-4	4-4	2/3	5	1	9	1	3	2	2	25
Evansville*	4-6	1-2	0-1	1/1	2	0	9	0	3	0	1	21
Central Arkansas*	1-4	0-2	0-2	0/0	0	2	2	0	2	0	1	12
vs. Evansville*	2-7	0-1	2-2	1/4	5	3	6	0	1	0	0	22
at Chattanooga*	2-7	0-1	4-5	1/1	2	3	8	1	2	1	0	18
at Kansas City*	2-7	0-2	0-0	1/6	7	3	4	0	2	1	1	24
Missouri Baptist*	4-9	0-2	1-1	0/2	2	0	9	0	1	0	1	15
Harris-Stowe*	2-5	0-2	1-2	2/1	3	4	5	5	1	0	1	15
Purdue Fort Wayne*	2-5	1-1	0-0	0/1	1	4	5	0	2	0	0	15
Lindsey Wilson*	4-8	3-5	2-2	1/4	5	0	13	1	1	1	1	21
at Illinois State*	4-12	0-2	3-4	3/2	5	4	11	0	1	1	1	24
Southern Indiana*	2-3	1-1	4-6	2/4	6	2	9	1	1	1	2	25
Morehead State*	0-2	0-0	7-8	1/0	1	3	7	0	1	1	0	21
at Western Illinois*	0-3	0-1	0-0	0/3	3	3	0	1	1	1	0	18
Bethel (Tenn.)	3-5	0-1	0-0	0/0	0	0	6	0	0	1	1	10
Lindenwood*	4-4	1-1	2-2	0/2	2	3	11	1	1	0	2	17
at Tennessee Tech	1-2	0-0	2-2	0/1	1	2	4	0	0	0	2	11
SIU Edwardsville*	0-3	0-1	4-4	1/2	3	2	4	0	2	0	1	20
at UT Martin*	1-6	1-2	0-0	0/3	3	0	3	1	0	0	2	15
at Little Rock*	1-1	0-0	0-0	1/2	3	0	2	1	1	0	0	9
at Lindenwood												
Western Illinois												
Tennessee Tech												
Tennessee State												
at Eastern Illinois												
at SIU Edwardsville												
Little Rock												
UT Martin												
at Morehead State												
at Southern Indiana												
Totals	44-117	10-32	37-48	17/44	61	43	135	14	29	10	20	379

• - Game Started

2023-24 Season/Career-Highs

Points	13	vs. Lindsey Wilson (12/17/23)
Total Rebounds	7	at Kansas City (11/30/23)
Offensive	3	at Illinois State (12/21/23)
Defensive	6	at Kansas City (11/30/23)
FG Made	4	5x, last vs. Lindenwood (1/11/24)
FG Attempted	13	at Butler (11/10/23)
3-Point FG Made	3	vs. Lindsey Wilson (12/17/23)
3-Point FG Attempted	5	vs. Lindsey Wilson (12/17/23)
FT Made	7	vs. Morehead State (12/31/23)
FT Attempted	8	vs. Morehead State (12/31/23)
Assists	5	vs. Harris-Stowe (12/6/23)
Blocks	2	at Butler (11/10/23)
Steals	2	5x, last at UT Martin (1/25/24)
Minutes	25	2x, last vs. Southern Indiana (12/29/23)

Stacker's Career Statistics at Southeast Missouri

Overall

Season	G-GS	Min	Avg	FG-FGA	Pct	3FG-3FGA	Pct	FT-FTA	Pct	Off	Def	Tot	Avg	PF	FO	A	TO	Blk	Stl	Pts	Avg
2023-24	21-18	379	18.0	44-117	.376	10-32	.313	37-48	.771	17	44	61	2.9	43	0	14	29	10	20	135	6.4

Ohio Valley Conference Games Only

Season	G-GS	Min	Avg	FG-FGA	Pct	3FG-3FGA	Pct	FT-FTA	Pct	Off	Def	Tot	Avg	PF	FO	A	TO	Blk	Stl	Pts	Avg
2023-24	8-6	136	17.0	9-24	.375	3-6	.500	19-22	.864	5	17	22	2.8	15	0	5	7	3	9	40	5.0

PLAYER PROFILES



BJ WARD 2

// Guard // 6-0 // 180 // Freshman
// St. Louis, Mo. // Chaminade College Prep School

2023-24: Dished out a game-high five assists off the bench in his first career NCAA Division I game at Grand Canyon (11/6)...Also had seven points and two steals against the Lopes...Did not play at Butler (11/10) due to a concussion...Scored nine points and had two steals vs. Evansville (11/15)...Ranks fifth on the team with nine steals...Averages 3.3 points per game and ranks third on the team with 36 assists.

Ward's Game-by-Game Statistics

2023-24	FG	3P	FT	O/D	REB	F	PTS	A	TO	B	S	M
at Grand Canyon	3-10	1-2	0-0	0/1	1	1	7	5	0	0	2	23
at Butler	DNP	-	-	-	-	-	-	-	-	-	-	-
Evansville	4-6	1-2	0-0	0/2	2	1	9	2	0	0	2	24
Central Arkansas	2-4	0-2	2-2	0/3	3	2	6	7	1	1	1	27
vs. Evansville	0-4	0-3	2-3	1/1	2	2	2	4	3	0	0	24
at Chattanooga	2-7	1-6	0-1	1/2	3	2	5	1	2	0	3	31
at Kansas City	3-10	1-6	0-0	0/0	0	2	7	1	2	0	0	21
Missouri Baptist	3-8	0-4	0-0	1/3	4	1	6	1	0	0	0	18
Harris-Stowe	1-6	1-3	0-0	0/1	1	3	3	1	0	0	1	23
Purdue Fort Wayne	1-3	0-1	0-0	0/1	1	2	2	1	1	0	0	8
Lindsey Wilson	2-3	0-0	0-0	0/1	1	1	4	4	0	1	0	20
at Illinois State	1-6	1-5	0-0	0/2	2	2	3	1	1	0	0	22
Southern Indiana	0-1	0-0	0-1	0/0	0	0	0	1	1	0	0	13
Morehead State	0-2	0-1	0-0	0/1	1	0	0	1	0	0	0	6
at Western Illinois	2-3	0-1	0-0	0/0	0	0	4	0	0	0	0	5
Bethel (Tenn.)	0-1	0-0	0-0	0/1	1	1	0	2	0	0	0	25
Lindenwood	0-5	0-4	0-0	0/1	1	1	0	1	2	0	0	16
at Tennessee Tech	DNP	-	-	-	-	-	-	-	-	-	-	-
SIU Edwardsville	0-0	0-0	0-2	0/0	0	1	0	0	1	0	0	9
at UT Martin	1-4	0-3	0-0	0/2	2	0	2	1	1	0	0	15
at Little Rock	1-5	0-2	0-0	0/1	1	2	2	2	2	0	0	14
at Lindenwood												
Western Illinois												
Tennessee Tech												
Tennessee State												
at Eastern Illinois												
at SIU Edwardsville												
Little Rock												
UT Martin												
at Morehead State												
at Southern Indiana												
Totals	26-88	6-45	4-9	3/23	26	24	62	36	17	2	9	344

• - Game Started

2023-24 Season/Career-Highs

Points	9	vs. Evansville (11/15/23)
Total Rebounds	4	vs. Missouri Baptist (12/3/23)
Offensive	1	3x, last vs. Missouri Baptist (12/3/23)
Defensive	3	2x, last vs. Missouri Baptist (12/3/23)
FG Made	4	vs. Evansville (11/15/23)
FG Attempted	10	at Grand Canyon (11/6/23)
3-Point FG Made	1	6x, last at Illinois State (12/21/23)
3-Point FG Attempted	6	2x, last at Kansas City (11/30/23)
FT Made	2	2x, last vs. Evansville (11/25/23)
FT Attempted	3	vs. Evansville (11/25/23)
Assists	7	vs. Central Arkansas (11/20/23)
Blocks	1	2x, last vs. Lindsey Wilson (12/17/23)
Steals	3	at Chattanooga (11/26/23)
Minutes	31	at Chattanooga (11/26/23)

Ward's Career Statistics at Southeast Missouri

Overall

Season	G-GS	Min	Avg	FG-FGA	Pct	3FG-3FGA	Pct	FT-FTA	Pct	Off	Def	Tot	Avg	PF	FO	A	TO	Blk	Stl	Pts	Avg
2023-24	19-0	344	18.1	26-88	.295	6-45	.133	4-9	.444	3	23	26	1.4	24	0	36	17	2	9	62	3.3

Ohio Valley Conference Games Only

Season	G-GS	Min	Avg	FG-FGA	Pct	3FG-3FGA	Pct	FT-FTA	Pct	Off	Def	Tot	Avg	PF	FO	A	TO	Blk	Stl	Pts	Avg
2023-24	7-0	78	11.1	4-20	.200	0-11	.000	0-3	.000	0	5	5	0.7	4	0	6	7	0	0	8	1.1

Game 1

Southeast Missouri 67
Grand Canyon 88

November 6, 2023 • GCU Arena • Phoenix, Ariz.

PHOENIX

Southeast Missouri dropped its season-opener to Western Athletic Conference member Grand Canyon University, 88-67, at GCU Arena.

Tyon Grant-Foster scored a game-high 30 points for GCU, which led the entire game.

GCU shot 23 free throws and used a 17-3 advantage at the charity stripe to key a 54-30 halftime lead.

The Lopes started out of the gate with a 14-2 run in the opening four minutes of the contest and never turned back.

Braxton Stacker's alley-oop dunk off a pass from Aquan Smart was SEMO's first points of the year and Adam Larson gave the Redhawks a nice lift off the bench scoring 10 points in his first 11 minutes.

Larson's layup ended a stretch of 11-consecutive points by the Lopes and he later buried a pair of 3-pointers en route to reaching double-digits for the sixth time in his career.

Rob Martin's 3-pointer cut the Lopes' lead to 19 (67-48) with 9:20 left in the contest, but that was as close as the Redhawks would get.

SEMO played better in the second half, where it edged GCU, 37-34.

Larson led the Redhawks with 13 points. He shot 4-of-6 from the field with three of his makes coming from long range. Josh Earley followed with 10 points, while TJ Biel and Stacker added eight apiece.

Official Basketball Box Score - Final
Southeast Mo. St. at Grand Canyon
11/06/23 GCU Arena, Phoenix
2023-24 Men's Basketball

Game Time: 7:00 PM
Game Duration: 2:00
Attendance: 7,186

Officials: Matthew Rukasin, Marcus Hicks, Levon Zakarian

Southeast Mo. St. - 67 Record: 0-1

NO.	Name		Min	FG M-A	3P M-A	FT M-A	Rebounds OR	DR	TOT	Fouls PF	FD	TP	AS	TO	ST	Blocks BS	BA	+/-
21	Josh Earley	F	17:23	5-6	0-0	0-0	0	1	1	3	2	10	0	2	4	0	0	-10
1	Rob Martin	G	26:45	1-8	1-1	0-0	2	0	2	1	2	3	3	1	2	0	0	-30
3	Aquan Smart	G	12:48	1-6	0-2	0-1	0	2	2	3	1	2	3	5	0	0	0	-18
5	TJ Biel	G	23:32	3-7	1-4	1-2	1	3	4	0	3	8	1	0	0	0	0	-23
44	Braxton Stacker	G	20:33	3-5	1-1	1-3	0	2	2	4	2	8	1	3	1	0	2	-17
10	David Idada		10:03	0-1	0-0	0-0	0	0	0	5	1	0	1	1	0	2	0	-1
11	Evan Eursher		13:42	0-3	0-1	0-0	0	1	1	2	0	0	1	0	0	0	0	-11
4	Adam Larson		18:55	4-6	3-5	2-4	0	5	5	0	2	13	0	1	0	0	0	-10
24	Kobe Clark		20:07	2-4	1-2	2-5	4	4	8	0	4	7	0	2	1	0	0	4
2	BJ Ward		22:14	3-10	1-2	0-0	0	1	1	1	1	7	5	0	2	0	3	6
22	Gavyn Elkamil		10:35	2-6	2-2	0-0	2	0	2	0	1	6	1	0	1	0	0	3
12	Asa Barnes		00:00	0-0	0-0	0-0	0	0	0	0	0	0	0	0	0	0	0	0
55	Marqueas Bell		03:23	1-2	1-1	0-0	0	0	0	0	0	3	0	0	0	0	1	2
Team							4	0	4			0		2				
Totals				25-64	11-21	6-15	13	19	32	19	19	67	16	17	11	2	6	-21

Technical Fouls::NONE

Shooting By Period		
1st FG%	11-30	36.7%
3PT%	5-9	55.6%
FT%	3-8	37.5%
2nd FG%	14-34	41.2%
3PT%	6-12	50.0%
FT%	3-7	42.9%
GM FG%	25-64	39.1%
3PT%	11-21	52.4%
FT%	6-15	40.0%

Dead Ball Rebounds: 2, 1

Grand Canyon - 88 Record: 1-0

NO.	Name		Min	FG M-A	3P M-A	FT M-A	Rebounds OR	DR	TOT	Fouls PF	FD	TP	AS	TO	ST	Blocks BS	BA	+/-
24	Duke Brennan	F	18:43	5-6	0-0	2-3	3	7	10	4	2	12	0	3	1	0	0	18
30	Gabe McGlothan	F	27:38	1-4	1-4	2-2	2	3	5	2	2	5	3	4	0	1	0	14
0	Ray Harrison	G	27:24	1-9	0-2	1-3	2	3	5	1	3	3	5	3	0	0	0	26
7	Tyon Grant-Foster	G	24:42	10-15	2-5	8-11	0	4	4	2	5	30	0	2	3	2	1	33
8	Collin Moore	G	28:07	2-7	0-2	4-4	2	2	4	1	3	8	2	1	3	0	0	33
2	Sydney Curry		17:05	4-7	0-0	0-2	4	5	9	1	1	8	1	2	1	0	1	8
5	Lok Wur		16:44	1-4	1-3	0-0	0	4	4	5	1	3	0	0	0	1	0	12
33	Isaiah Shaw		21:57	4-7	3-5	2-2	0	1	1	3	2	13	0	0	1	1	0	-11
6	Malcolm Flaggs		04:38	0-0	0-0	0-0	0	0	0	0	0	0	0	1	0	0	0	-9
12	Marquese Josephs		04:38	2-2	0-0	0-0	0	0	0	0	0	4	0	1	0	0	0	-9
1	Derrick Michael Xzavierro		04:12	1-1	0-0	0-0	1	1	2	0	0	2	0	0	0	0	0	-5
21	Noah Amenhauser		04:12	0-0	0-0	0-0	0	0	0	0	0	0	0	0	0	1	0	-5
Team							1	3	4			0		0				
Totals				31-62	7-21	19-27	15	33	48	19	19	88	11	17	9	6	2	21

Technical Fouls::NONE

Shooting By Period		
1st FG%	16-32	50.0%
3PT%	5-12	41.7%
FT%	17-23	73.9%
2nd FG%	15-30	50.0%
3PT%	2-9	22.2%
FT%	2-4	50%
GM FG%	31-62	50.0%
3PT%	7-21	33.3%
FT%	19-27	70.4%

Dead Ball Rebounds: 4, 0

	SEMO	GCU
Biggest lead	0 (1st 20:00)	30 (2nd 5:00)
Best Scoring Run	9(2nd 2:58)	11(1st 16:09)
Lead Changes	0	
Times Tied	0	
Time with Lead	00:00	39:52

Points from	SEMO	GCU
Turnovers	15	24
Paint	26	46
Second Chance	10	17
Fast Breaks	10	18
Bench	36	30

Period by Period Scoring	1st	2nd	TOT
SEMO	30	37	67
GCU	54	34	88

Game 2

Southeast Missouri 56
Butler 91

November 10, 2023 • Hinkle Fieldhouse • Indianapolis, Ind.

INDIANAPOLIS

Southeast Missouri fell to Butler, 91-56, in the first meeting between the teams at Hinkle Fieldhouse.

Adam Larson scored 11 points off the bench to lead SEMO against the Bulldogs who are out of the Big East Conference.

The Redhawks fell into a big hole early once again when BU pulled ahead 15-2 in the first 2:53 of the contest. The Bulldogs drained three 3-pointers to key their early surge that ended on DJ Davis' triple with 17:06 remaining in the first half.

Hot shooting BU later opened its lead to 28-8 after scoring nine unanswered points. Evan Eursher's pullup jumper ended a three-minute scoreless drought for the Redhawks.

Another Bulldog run, this time 17-0, increased BU's lead to 50-12 before the Bulldogs headed into the locker room up, 55-21.

There were postives in the second half headlined by Larson who scored all of his points in seven minutes on his way to his second double-digit game of the year.

He shot 4-of-5 from the field and made all three of his 3-point attempts. Larson drove the baseline for a nice dunk, as well.

True freshman guard Marqueas Bell also added six points in the second half, where SEMO was edged by one point (36-35).

For the game, the Redhawks shot 29 percent from the field and buried five 3-pointers.

Official Basketball Box Score - Final
Southeast Mo. St. at Butler
11/10/23 Hinkle Fieldhouse, Indianapolis, IN
2023-24 Men's Basketball

Game Time: 8:30 PM
Game Duration: 1:59
Attendance: 7,072

Officials: Pat Driscoll, Lamar Simpson, Nick Terry

Southeast Mo. St. - 56 Record: 0-2

NO.	Name		Min	FG M-A	3P M-A	FT M-A	Rebounds OR	DR	TOT	Fouls PF	FD	TP	AS	TO	ST	Blocks BS	BA	+/-
21	Josh Earley	F	20:19	1-5	0-0	0-2	2	2	4	0	2	2	0	2	2	0	1	-22
1	Rob Martin	G	32:32	3-13	1-3	2-2	0	2	2	4	1	9	5	2	1	0	1	-30
3	Aquan Smart	G	24:09	2-9	0-2	4-4	1	2	3	2	4	8	0	3	1	0	1	-31
5	TJ Biel	G	18:24	1-5	0-1	0-2	4	2	6	3	2	2	1	0	1	0	0	-20
44	Braxton Stacker	G	25:16	2-13	1-4	4-4	2	3	5	1	4	9	1	3	2	2	1	-19
10	David Idada		13:23	2-2	0-0	1-3	3	2	5	2	2	5	0	2	0	1	0	-14
24	Kobe Clark		12:11	1-2	0-1	0-0	1	3	4	3	0	2	2	1	1	0	0	0
4	Adam Larson		14:17	4-7	3-5	0-0	0	2	2	2	0	11	0	0	0	1	1	-21
11	Evan Eursher		09:28	1-3	0-2	0-0	0	0	0	0	1	2	1	0	1	0	0	-15
22	Gavyn Elkamil		08:34	0-2	0-2	0-0	0	0	0	0	0	0	0	0	0	0	0	-5
55	Marqueas Bell		15:09	3-7	0-1	0-0	0	3	3	2	0	6	1	2	0	0	1	1
35	Mason Hanback		06:18	0-1	0-0	0-0	0	1	1	1	0	0	0	0	0	0	1	1
Team							0	1	1			0		0				
Totals				20-69	5-21	11-17	13	23	36	20	16	56	11	15	9	4	7	-35

Technical Fouls: Smart 1st 12:24

Shooting By Period		
1st FG%	7-32	21.9%
3PT%	2-10	20.0%
FT%	5-7	71.4%
2nd FG%	13-37	35.1%
3PT%	3-11	27.3%
FT%	6-10	60%
GM FG%	20-69	29.0%
3PT%	5-21	23.8%
FT%	11-17	64.7%

Dead Ball Rebounds: 3, 1

Butler - 91 Record: 2-0

NO.	Name		Min	FG M-A	3P M-A	FT M-A	Rebounds OR	DR	TOT	Fouls PF	FD	TP	AS	TO	ST	Blocks BS	BA	+/-
1	Jalen Thomas	C	13:31	2-4	0-0	0-0	1	8	9	1	1	4	0	0	1	1	0	16
4	DJ Davis	G	21:17	1-3	1-2	10-10	0	2	2	3	5	13	0	4	1	0	0	26
5	Posh Alexander	G	20:18	5-8	3-4	2-2	0	3	3	2	1	15	2	1	2	0	0	14
11	Jahmyl Telfort	G	20:58	4-9	0-2	4-4	0	2	2	0	2	12	2	0	2	1	0	31
21	Pierre Brooks	G	25:15	5-12	2-6	2-4	1	4	5	2	2	14	3	0	1	1	1	28
23	Andre Screen		11:51	1-1	0-0	4-4	3	5	8	2	2	6	0	3	0	0	0	9
13	Finley Bizjack		25:01	2-8	1-5	1-2	1	0	1	0	2	6	5	0	0	1	2	10
14	Landon Moore		23:25	1-3	1-2	2-6	0	4	4	2	3	5	0	3	0	0	1	27
22	Connor Turnbull		19:36	1-3	0-2	0-0	0	5	5	2	0	2	1	0	2	3	0	7
33	Boden Kapke		13:39	5-6	0-1	1-2	1	5	6	2	1	11	1	1	0	0	0	13
3	Ethan McComb		03:11	1-1	1-1	0-0	0	0	0	0	0	3	0	0	0	0	0	0
2	Artemios Gavalas		00:59	0-0	0-0	0-0	0	0	0	0	0	0	0	0	0	0	0	-3
35	John-Michael Mulloy		00:59	0-0	0-0	0-0	0	0	0	0	0	0	1	1	0	0	0	-3
Team							1	1	2			0		0				
Totals				28-58	9-25	26-34	8	39	47	16	19	91	15	13	9	7	4	35

Technical Fouls::NONE

Shooting By Period		
1st FG%	18-35	51.4%
3PT%	6-16	37.5%
FT%	13-14	92.9%
2nd FG%	10-23	43.5%
3PT%	3-9	33.3%
FT%	13-20	65%
GM FG%	28-58	48.3%
3PT%	9-25	36.0%
FT%	26-34	76.5%

Dead Ball Rebounds: 6, 0

	SEMO	BU
Biggest lead	0 (1st 20:00)	40 (2nd 1:31)
Best Scoring Run	7(1st 2:10)	17(1st 4:48)
Lead Changes	0	
Times Tied	1	
Time with Lead	00:00	39:36

Points from	SEMO	BU
Turnovers	15	20
Paint	22	36
Second Chance	2	11
Fast Breaks	14	18
Bench	26	33

Period by Period Scoring	1st	2nd	TOT
SEMO	21	35	56
BU	55	36	91

GAME SUMMARIES

Game 3

Evansville 76
Southeast Missouri 57

November 15, 2023 • Show Me Center • Cape Girardeau, Mo.

CAPE GIRARDEAU, MO. Rob Martin, Braxton Stacker and BJ Ward each scored nine points as Southeast Missouri dropped its home-opener to Evansville, 76-57, at the Show Me Center.

SEMO, which never led in the game, struggled to get anything going against UE.

The Redhawks pulled within four points (27-23) on a layup by Adam Larson with a little over six minutes left in the first half before UE used a 12-5 run to grab a 39-28 advantage at the intermission.

Ben Humrichous' 3-pointer gave the Purple Aces a spark and UE scored 10 of the next 13 points to build a 37-26 lead. Cameron Haffner buried a three to give the Purple Aces their first double-digit lead with 1:47 to go. Antonio Thomas' layup pushed UE's lead to 13 before BJ Ward scored the final points of the half on a jumper.

The Purple Aces used an 8-0 run to widen their lead to 56-40 with 14:12 remaining and led by as many as 21 (76-55) when Haffner hit a 3-pointer at the 1:13 mark.

Martin added three assists and four rebounds and Ward finished with two steals, as well. Kobe Clark paced SEMO with five rebounds off the bench. The Redhawks edged the Purple Aces, 31-30, in rebounds.

Yacine Toumi pitched in a game-high 20 points for UE.

Game 4

Central Arkansas 68
Southeast Missouri 70

November 20, 2023 • Show Me Center • Cape Girardeau, Mo.

CAPE GIRARDEAU, MO. Josh Earley scored a career-high 19 points and Aquan Smart made the game-winning shot with seven seconds left to send Southeast Missouri to its first win of the season, 70-68, over Central Arkansas.

Tied, 68-68, Smart drove to his right and sunk a baseline jumper with one second on the shot clock. Before that make, Smart was only 2-of-10 from the floor.

UCA had one last chance, but SEMO didn't let the Bears get a shot off.

The Redhawks overcame a 12-point deficit in the second half to grind out their pre-Thanksgiving holiday win.

UCA began the second half with a 14-3 run to take a double-digit lead in the six minutes. Masai Olowokere knocked down back-to-back 3-pointers with is second extending the Bears' margin to 41-30 with 14:10 to go.

The Bears ran their largest lead to 12 points before Gavyn Elkamil later made it a three-point contest. Elkamil drained a 3-pointer on consecutive possessions to slice UCA's lead to 52-49 at the 8:37 mark.

Earley shot a near-perfect 8-of-9 from the field en route to his career-best. He scored 10 of his points in the first half. Earley added a team-high seven rebounds, as well.

Elkamil and Evan Eursher followed with 11 and 10 points.

Official Basketball Box Score - Final
Evansville at Southeast Mo. St.
11/15/23 Show Me Center, Cape Girardeau
2023-24 Men's Basketball

Game Time: 6:30 PM
Game Duration: 1:47
Attendance: 1,023

Officials: Steve Divine, Andrew Walton, John St. Clair

Evansville - 76 Record: 3-0

NO.	Name		Min	FG M-A	3P M-A	FT M-A	Rebounds OR	DR	TOT	Fouls PF	FD	TP	AS	TO	ST	Blocks BS	BA	+/-
10	Yacine Toumi	F	24:13	10-13	0-0	0-2	0	5	5	4	2	20	3	0	1	0	0	13
13	Ben Humrichous	F	25:18	7-10	2-4	2-3	1	3	4	2	2	18	0	1	0	2	0	14
2	Antonio Thomas	G	24:23	3-5	0-1	2-2	0	1	1	1	2	8	4	0	4	0	0	15
3	Cameron Haffner	G	24:48	4-9	2-4	0-0	0	2	2	1	0	10	0	3	1	0	0	9
20	Kenny Strawbridge	G	29:46	3-8	0-1	2-2	1	6	7	1	3	8	5	2	3	0	2	19
11	Joshua Hughes		18:37	2-5	0-1	0-0	0	3	3	1	1	4	0	1	0	2	0	7
4	Chuck Bailey III		13:27	2-5	0-0	2-3	1	2	3	0	3	6	0	1	0	0	0	1
00	Gage Bobe		12:59	0-0	0-0	0-0	0	1	1	4	0	0	3	1	1	0	0	9
1	Tanner Cuff		15:37	0-3	0-1	0-0	0	3	3	1	0	0	1	0	0	0	1	4
22	Sekou Kalle		10:52	1-2	0-0	0-0	0	1	1	2	0	2	1	1	1	0	0	4
Team							0	0	0			0		1				
Totals				32-60	4-12	8-12	3	27	30	17	13	76	17	11	11	4	3	19

Technical Fouls::NONE

Shooting By Period		
1st FG%	16-32	50.0%
3PT%	2-7	28.6%
FT%	5-6	83.3%
2nd FG%	16-28	57.1%
3PT%	2-5	40.0%
FT%	3-6	50%
GM FG%	32-60	53.3%
3PT%	4-12	33.3%
FT%	8-12	66.7%

Dead Ball Rebounds: 3, 2

Southeast Mo. St. - 57 Record: 0-3

NO.	Name		Min	FG M-A	3P M-A	FT M-A	Rebounds OR	DR	TOT	Fouls PF	FD	TP	AS	TO	ST	Blocks BS	BA	+/-
21	Josh Earley	F	17:16	2-5	0-0	0-0	2	2	4	1	0	4	0	4	0	0	0	-8
1	Rob Martin	G	27:30	3-10	2-5	1-2	1	3	4	0	1	9	3	3	0	0	0	-15
3	Aquan Smart	G	22:05	3-8	1-4	0-2	0	1	1	3	2	7	3	3	0	1	2	-12
5	TJ Biel	G	08:00	0-0	0-0	0-1	0	2	2	3	2	0	0	0	0	0	0	-3
44	Braxton Stacker	G	20:18	4-6	1-2	0-1	1	1	2	0	4	9	0	3	1	0	1	-11
24	Kobe Clark		15:15	1-3	0-2	0-0	2	3	5	2	0	2	0	1	0	0	0	-7
4	Adam Larson		13:07	3-5	1-3	0-0	0	2	2	1	0	7	0	0	0	2	0	-6
10	David Idada		11:40	0-2	0-0	0-2	0	1	1	0	3	0	0	1	1	0	1	-1
2	BJ Ward		23:58	4-6	1-2	0-0	0	2	2	1	0	9	2	0	2	0	0	-11
11	Evan Eursher		17:25	2-5	1-2	2-2	0	3	3	0	2	7	1	2	0	0	0	-4
22	Gavyn Elkamil		09:31	0-2	0-2	0-0	0	3	3	1	1	0	1	1	0	0	0	-8
55	Marqueas Bell		04:36	0-0	0-0	1-2	0	1	1	0	1	1	0	0	1	0	0	-2
35	Mason Hanback		09:19	1-1	0-0	0-1	1	0	1	1	1	2	0	0	0	0	0	-7
Team							0	0	0			0		0				
Totals				23-53	7-22	4-13	7	24	31	13	17	57	10	18	5	3	4	-19

Technical Fouls::NONE

Shooting By Period		
1st FG%	12-29	41.4%
3PT%	3-14	21.4%
FT%	1-2	50%
2nd FG%	11-24	45.8%
3PT%	4-8	50.0%
FT%	3-11	27.3%
GM FG%	23-53	43.4%
3PT%	7-22	31.8%
FT%	4-13	30.8%

Dead Ball Rebounds: 3, 2

	Evan	SEMO
Biggest lead	21 (2nd 1:13)	0 (1st 20:00)
Best Scoring Run	8(2nd 14:12)	5(1st 9:36)
Lead Changes	0	
Times Tied	1	
Time with Lead	38:32	00:00

Points from	Evan	SEMO
Turnovers	29	11
Paint	52	22
Second Chance	3	12
Fast Breaks	15	4
Bench	12	28

Period by Period Scoring	1st	2nd	TOT
Evan	39	37	76
SEMO	28	29	57

Official Basketball Box Score - Final
Central Ark. at Southeast Mo. St.
11/20/23 Show Me Center, Cape Girardeau
2023-24 Men's Basketball

Game Time: 6:30 PM
Game Duration: 2:00
Attendance: 1,231

Officials: Kevin Driver, Cedric Coleman, Kyle Stewart

Central Ark. - 68 Record: 1-4

NO.	Name		Min	FG M-A	3P M-A	FT M-A	Rebounds OR	DR	TOT	Fouls PF	FD	TP	AS	TO	ST	Blocks BS	BA	+/-
0	Ubong Abasi Etim	F	28:18	7-7	0-0	1-3	2	6	8	4	4	15	0	1	0	0	0	-5
12	Tucker Anderson	F	24:53	3-10	0-3	0-0	2	2	4	3	1	6	0	0	1	0	0	7
4	Johannes Kirsipuu	G	35:58	2-9	0-1	0-0	2	4	6	3	3	4	8	3	2	0	1	0
5	Masai Olowokere	G	31:03	2-6	2-5	4-4	0	1	1	0	2	10	3	0	2	0	0	2
25	Elias Cato	G	23:37	5-11	0-1	4-7	1	3	4	5	5	14	0	2	3	0	0	0
3	Tucker Bowman		00:48	0-0	0-0	0-0	0	0	0	0	0	0	0	0	0	0	0	0
10	Ibbe Klintman		08:57	1-1	1-1	0-0	0	3	3	2	0	3	0	1	1	0	0	-4
11	Carl Daughtery Jr.		17:38	1-9	0-1	0-0	1	3	4	2	1	2	0	0	0	0	2	-6
21	Daniel Sofield		26:53	3-7	3-5	5-8	0	2	2	2	4	14	3	1	1	0	0	-3
15	Caleb Carr		01:55	0-0	0-0	0-0	0	1	1	0	0	0	0	0	0	0	0	-1
Team							0	0	0			0		1				
Totals				24-60	6-17	14-22	8	25	33	21	20	68	14	9	10	0	3	-2

Technical Fouls::NONE

Shooting By Period		
1st FG%	8-27	29.6%
3PT%	0-4	0.0%
FT%	11-16	68.8%
2nd FG%	16-33	48.5%
3PT%	6-13	46.2%
FT%	3-6	50%
GM FG%	24-60	40.0%
3PT%	6-17	35.3%
FT%	14-22	63.6%

Dead Ball Rebounds: 4, 2

Southeast Mo. St. - 70 Record: 1-3

NO.	Name		Min	FG M-A	3P M-A	FT M-A	Rebounds OR	DR	TOT	Fouls PF	FD	TP	AS	TO	ST	Blocks BS	BA	+/-
4	Adam Larson	F	08:06	0-2	0-2	0-0	2	0	2	3	0	0	0	1	0	0	0	-6
21	Josh Earley	F	29:58	8-9	0-0	3-4	2	5	7	1	8	19	0	1	0	1	0	4
1	Rob Martin	G	27:24	1-5	0-2	2-2	0	1	1	2	1	4	2	1	1	0	0	-6
3	Aquan Smart	G	27:01	3-11	1-6	2-4	0	5	5	3	2	9	4	5	0	0	0	-2
44	Braxton Stacker	G	12:34	1-4	0-2	0-2	0	0	0	2	1	2	0	2	1	0	0	-13
5	TJ Biel		18:06	2-6	0-3	1-1	1	2	3	1	2	5	2	1	0	1	0	8
2	BJ Ward		27:25	2-4	0-2	2-2	0	3	3	2	2	6	7	1	1	1	0	13
10	David Idada		09:25	2-2	0-0	0-0	0	6	6	3	1	4	0	0	0	0	0	-2
11	Evan Eursher		21:13	3-5	2-4	2-4	1	5	6	3	2	10	1	2	0	0	0	11
22	Gavyn Elkamil		15:55	3-7	3-7	2-2	2	1	3	0	2	11	0	0	0	0	0	3
55	Marqueas Bell		02:53	0-1	0-1	0-0	0	1	1	0	0	0	0	0	0	0	0	0
Team							0	0	0			0		0				
Totals				25-56	6-29	14-21	8	29	37	20	21	70	16	14	3	3	0	2

Technical Fouls::NONE

Shooting By Period		
1st FG%	13-30	43.3%
3PT%	1-13	7.7%
FT%	0-2	0%
2nd FG%	12-26	46.2%
3PT%	5-16	31.3%
FT%	14-19	73.7%
GM FG%	25-56	44.6%
3PT%	6-29	20.7%
FT%	14-21	66.7%

Dead Ball Rebounds: 3, 3

	UCA	SEMO
Biggest lead	12 (2nd 12:44)	3 (1st 4:07)
Best Scoring Run	10(2nd 14:10)	8(2nd 10:08)
Lead Changes	10	
Times Tied	10	
Time with Lead	27:35	07:20

Points from	UCA	SEMO
Turnovers	9	5
Paint	26	32
Second Chance	11	5
Fast Breaks	8	14
Bench	19	36

Period by Period Scoring	1st	2nd	TOT
UCA	27	41	68
SEMO	27	43	70

Game 5

Southeast Missouri 74 Evansville 93

Coke Zero Sugar Classic

November 25, 2023 • McKenzie Arena • Chattanooga, Tenn.

CHATTANOOGA, TENN. Adam Larson dropped in a career-high 22 points with a career-best six 3-pointers and Southeast Missouri put together a strong second half in a 93-74 loss to Evansville Saturday at the Coke Zero Sugar Classic.

SEMO, which met UE for the second time in 10 days, outscored the Purple Aces, 45-42, in the game's final 20 minutes.

Larson scored 11 points and made three 3-pointers in both halves en route to his team-high third double-digit game this season. It was his second-straight start after coming off the bench in each of SEMO's first three contests.

Down, 51-29, at halftime, the Redhawks were on fire to start the second half.

Rob Martin and Aquan Smart both buried a 3-pointer to jump-start a 10-2 run and SEMO quickly got within 14 (53-39) when Martin scored again on a layup in just under two minutes.

The Redhawks made nine of their first 10 field goals, four of their first five 3-pointers and used a 20-8 surge to cut UE's lead to single digits (62-54). Smart's pullup jumper capped the run with 13:40 remaining.

UE, however, countered with a 9-0 run to take a 71-54 lead at the 11:34 mark and SEMO never got any closer than 12 after that.

Official Basketball Box Score - Final
Southeast Mo. St. at Evansville
11/25/23 McKenzie Arena, Chattanooga
2023-24 Men's Basketball

Game Time: 2:00 PM
Game Duration: 1:50
Attendance: 2,163

Officials: Michael Terry, Alex Langley, Kevin Mathis

Southeast Mo. St. - 74 Record: 1-4

NO.	Name		Min	FG M-A	3P M-A	FT M-A	Rebounds OR	DR	TOT	Fouls PF	FD	TP	AS	TO	ST	Blocks BS	BA	+/-
4	Adam Larson	F	27:17	7-10	6-8	2-2	1	3	4	1	1	22	2	0	0	1	0	-15
21	Josh Earley	F	16:17	4-5	0-0	0-0	2	3	5	0	0	8	0	3	0	0	0	-4
1	Rob Martin	G	30:38	3-7	1-3	2-3	1	1	2	3	3	9	4	2	0	0	0	-17
3	Aquan Smart	G	25:21	3-7	1-3	0-0	0	2	2	4	0	7	1	1	1	0	1	-3
44	Braxton Stacker	G	22:35	2-7	0-1	2-2	1	4	5	3	6	6	0	1	0	0	0	2
10	David Idada		07:29	1-2	0-0	0-2	0	3	3	2	2	2	0	1	0	2	1	-2
2	BJ Ward		23:56	0-4	0-3	2-3	1	1	2	2	2	2	4	3	0	0	0	-16
5	TJ Biel		15:10	3-6	1-4	4-4	0	0	0	3	3	11	0	0	0	1	0	-11
11	Evan Eursher		10:45	1-1	0-0	0-0	0	1	1	1	0	2	1	0	0	0	0	-15
35	Mason Hanback		09:22	1-2	0-0	0-0	0	0	0	1	0	2	0	1	0	0	0	-13
22	Gavyn Elkamil		09:34	1-7	0-4	1-1	2	2	4	0	1	3	2	1	0	0	2	1
55	Marqueas Bell		01:36	0-0	0-0	0-0	0	0	0	0	0	0	0	1	0	0	0	-2
Team							1	2	3			0		0				
Totals				26-58	9-26	13-17	9	22	31	20	18	74	14	14	1	4	4	-19

Technical Fouls::NONE

Shooting By Period		
1st FG%	9-24	37.5%
3PT%	3-10	30.0%
FT%	8-12	66.7%
2nd FG%	17-34	50.0%
3PT%	6-16	37.5%
FT%	5-5	100%
GM FG%	26-58	44.8%
3PT%	9-26	34.6%
FT%	13-17	76.5%

Dead Ball Rebounds: 1, 0

Evansville - 93 Record: 6-0

NO.	Name		Min	FG M-A	3P M-A	FT M-A	Rebounds OR	DR	TOT	Fouls PF	FD	TP	AS	TO	ST	Blocks BS	BA	+/-
10	Yacine Toumi	F	14:29	3-5	0-0	1-2	0	5	5	3	1	7	1	1	0	0	0	6
13	Ben Humrichous	F	37:09	11-13	3-5	2-2	2	4	6	1	3	27	2	0	1	2	0	16
2	Antonio Thomas	G	30:53	2-5	0-0	3-4	0	4	4	2	2	7	2	2	2	0	0	11
3	Cameron Haffner	G	17:01	0-3	0-2	0-0	2	1	3	2	0	0	0	0	0	0	0	5
20	Kenny Strawbridge	G	17:59	6-11	0-1	5-7	1	0	1	1	4	17	2	0	1	0	2	9
1	Tanner Cuff		29:46	2-7	0-0	3-5	0	7	7	2	4	7	5	0	3	0	2	19
11	Joshua Hughes		28:22	8-12	0-1	5-8	3	3	6	1	5	21	3	0	0	2	0	16
00	Gage Bobe		05:19	0-1	0-1	0-0	0	1	1	2	0	0	1	0	0	0	0	6
4	Chuck Bailey III		19:02	3-5	1-2	0-1	0	1	1	4	1	7	1	3	2	0	0	7
Team							1	0	1			0		0				
Totals				35-62	4-12	19-29	9	26	35	18	20	93	17	6	9	4	4	19

Technical Fouls::NONE

Shooting By Period		
1st FG%	22-36	61.1%
3PT%	4-7	57.1%
FT%	3-7	42.9%
2nd FG%	13-26	50.0%
3PT%	0-5	0.0%
FT%	16-22	72.7%
GM FG%	35-62	56.5%
3PT%	4-12	33.3%
FT%	19-29	65.5%

Dead Ball Rebounds: 6, 0

	SEM	EVA
Biggest lead	0 (1st 20:00)	27 (1st 1:28)
Best Scoring Run	11(2nd 19:27)	9(1st 5:19)
Lead Changes	0	
Times Tied	0	
Time with Lead	00:00	39:47

Points from	SEM	EVA
Turnovers	11	15
Paint	24	60
Second Chance	3	10
Fast Breaks	4	8
Bench	22	35

Period by Period Scoring	1st	2nd	TOT
SEM	29	45	74
EVA	51	42	93

Game 6

Southeast Missouri 56 Chattanooga 72

Coke Zero Sugar Classic

November 26, 2023 • McKenzie Arena • Chattanooga, Tenn.

CHATTANOOGA, TENN. Adam Larson scored 13 points to lead Southeast Missouri, which wrapped up the Coke Zero Sugar Classic with a 72-56 loss to Chattanooga at McKenzie Arena.

Larson closed out his impressive weekend with a combined 35 points (17.5 ppg) and 10 three-pointers made in two starts during the multi-team event.

A cold start put SEMO behind early against the Southern Conference's top defense.

The Redhawks went scoreless for the opening 4:53 of play missing their first seven field goals along the way. Trailing, 11-0, SEMO ended its drought when David Idada rebounded his own miss and scored with 15:07 remaining in the first half.

SEMO settled down and responded with a 10-3 surge. BJ Ward and Evan Eursher both drained a 3-pointer with Eursher's cutting UTC's lead to 14-10 ahead of a media timeout.

The Redhawks managed to close UTC's lead to seven with the help of a 3-pointer by Larson and reverse layup by Rob Martin. Martin's basket narrowed the Mocs margin to 47-40 with 13:33 remaining in the second half.

That was as close as SEMO would get as UTC followed with an 11-2 jaunt finish off its victory.

Official Basketball Box Score - Final
Southeast Mo. St. at Chattanooga
11/26/23 McKenzie Arena, Chattanooga
Coke Zero Sugar Classic

Game Time: 2:00 PM
Game Duration: 1:58
Attendance: 2,907

Officials: Byron Evans, Kyle Bottoms, Chris McCurry

Southeast Mo. St. - 56 Record: 1-5

NO.	Name		Min	FG M-A	3P M-A	FT M-A	Rebounds OR	DR	TOT	Fouls PF	FD	TP	AS	TO	ST	Blocks BS	BA	+/-
4	Adam Larson	F	22:14	4-8	4-6	1-2	0	3	3	2	1	13	0	1	0	0	0	-9
21	Josh Earley	F	12:22	0-2	0-0	0-0	0	1	1	1	0	0	0	2	0	0	0	-23
1	Rob Martin	G	34:03	4-8	1-2	1-1	1	0	1	1	3	10	5	2	0	0	0	-20
3	Aquan Smart	G	20:21	0-7	0-2	0-0	0	2	2	4	0	0	0	0	1	0	0	-15
44	Braxton Stacker	G	17:52	2-7	0-1	4-5	1	1	2	3	4	8	1	2	0	1	1	-2
5	TJ Biel		16:46	1-3	0-0	3-4	2	0	2	1	2	5	0	1	0	0	2	-12
10	David Idada		15:25	2-5	0-1	2-6	5	7	12	3	5	6	0	1	1	1	1	6
2	BJ Ward		30:57	2-7	1-6	0-1	1	2	3	2	4	5	1	2	3	0	0	-5
11	Evan Eursher		13:34	2-7	1-4	0-0	0	1	1	3	1	5	0	1	1	0	0	-1
35	Mason Hanback		07:44	1-1	0-0	0-0	0	0	0	1	0	2	0	0	0	0	0	4
22	Gavyn Elkamil		08:42	1-3	0-2	0-0	0	1	1	1	0	2	0	0	0	0	0	-3
Team							1	0	1			0		0				
Totals				19-58	7-24	11-19	11	18	29	22	20	56	7	12	6	2	4	-16

Technical Fouls::NONE

Shooting By Period		
1st FG%	8-30	26.7%
3PT%	4-15	26.7%
FT%	5-8	62.5%
2nd FG%	11-28	39.3%
3PT%	3-9	33.3%
FT%	6-11	54.5%
GM FG%	19-58	32.8%
3PT%	7-24	29.2%
FT%	11-19	57.9%

Dead Ball Rebounds: 2, 0

Chattanooga - 72 Record: 5-1

NO.	Name		Min	FG M-A	3P M-A	FT M-A	Rebounds OR	DR	TOT	Fouls PF	FD	TP	AS	TO	ST	Blocks BS	BA	+/-
4	Sam Alexis	F	26:59	7-10	2-4	2-4	2	7	9	4	2	18	2	3	0	1	0	20
10	Tyler Millin	F	26:20	0-3	0-1	4-4	3	5	8	4	3	4	1	2	0	1	1	19
25	Jan Zidek	F	19:30	4-6	1-2	7-10	0	5	5	3	7	16	2	2	0	1	0	5
3	Honor Huff	G	31:41	6-13	3-6	3-3	0	3	3	1	2	18	2	2	0	0	0	10
77	Myles Che	G	24:59	4-5	0-0	3-4	0	3	3	3	5	11	3	2	2	0	0	27
0	Noah Melson		06:56	0-1	0-1	0-0	0	0	0	0	0	0	0	0	0	0	0	-4
22	Demetrius Davis		17:50	1-3	0-1	0-0	0	1	1	1	0	2	1	2	1	0	0	-4
34	Randy Brady		21:51	1-1	0-0	1-5	2	5	7	2	3	3	1	1	0	0	0	2
11	Rudy Fitzgibbons III		17:14	0-2	0-1	0-0	0	3	3	2	0	0	0	1	1	0	1	-1
5	Sean Cusano		06:41	0-0	0-0	0-0	0	1	1	0	0	0	0	0	0	1	0	6
Team							2	1	3			0		1				
Totals				23-44	6-16	20-30	9	34	43	20	22	72	12	16	4	4	2	16

Technical Fouls::NONE

Shooting By Period		
1st FG%	10-22	45.5%
3PT%	4-11	36.4%
FT%	11-19	57.9%
2nd FG%	13-22	59.1%
3PT%	2-5	40.0%
FT%	9-11	81.8%
GM FG%	23-44	52.3%
3PT%	6-16	37.5%
FT%	20-30	66.7%

Dead Ball Rebounds: 4, 0

	SEMO	CHATT
Biggest lead	0 (1st 20:00)	19 (2nd 0:57)
Best Scoring Run	7(1st 13:37)	12(1st 15:25)
Lead Changes	0	
Times Tied	0	
Time with Lead	00:00	38:47

Points from	SEMO	CHATT
Turnovers	12	11
Paint	22	26
Second Chance	8	8
Fast Breaks	3	0
Bench	25	5

Period by Period Scoring	1st	2nd	TOT
SEMO	25	31	56
CHATT	35	37	72

GAME SUMMARIES

Game 7

Southeast Missouri 44
Kansas City 74

November 30, 2023 • Swinney Center • Kansas City, Mo.

KANSAS CITY, MO. Southeast Missouri scored a season-low 44 points in a 74-44 loss to Kansas City at the Swinney Center.

SEMO, which led for only 20 seconds of the game, scored 17 points in the opening 20 minutes of play. The Redhawks did not score for the final 4:55 of the first half and trailed, 38-17, at the intermission.

Aquan Smart's turnaround jumper put SEMO ahead, 8-6, early on before KC went on a 14-2 run to get a double-digit advantage at 20-10 with 11:54 to play.

Mason Hanback's layup narrowed the Roos' lead to 26-17 at the 4:55 mark for SEMO's last points of the first half. The Redhawks went 0-of-8 from the field and missed two free throws in that stretch.

KC led by as many as 31 points with 2:28 left before ending its five-game losing streak with its third victory of the season.

Smart scored 13 points to lead SEMO which shot 28.8 percent (17-of-59) from the field. The Redhawks made just one 3-pointer going 1-of-19 from beyond the arc. BJ Ward made SEMO's lone 3-pointer.

Jamar Brown led KC with 19 points and Cameron Faas followed with 16 points and nine rebounds. The Roos outrebounded the Redhawks 52-31 and pulled down 15 offensive boards, as well.

Official Basketball Box Score - Final
Southeast Mo. St. at Kansas City
11/30/23 Swinney Center, Kansas City
2023-24 Men's Basketball

Game Time: 7:00 PM
Game Duration: 2:02
Attendance: 1,297

Officials: Shane Stagg, Jim Bruno, Michael Kitts

Southeast Mo. St. - 44 Record: 1-6

NO.	Name		Min	FG M-A	3P M-A	FT M-A	Rebounds OR	DR	TOT	Fouls PF	FD	TP	AS	TO	ST	Blocks BS	BA	+/-
4	Adam Larson	F	21:27	0-4	0-2	2-2	0	3	3	1	1	2	0	0	0	0	0	-6
21	Josh Earley	F	15:21	2-4	0-0	0-1	0	2	2	4	1	4	0	2	0	0	1	-4
1	Rob Martin	G	31:51	4-14	0-3	0-0	2	0	2	1	2	8	2	1	0	0	1	-21
3	Aquan Smart	G	25:14	4-9	0-1	5-7	0	5	5	4	4	13	0	1	1	0	0	-12
44	Braxton Stacker	G	23:46	2-7	0-2	0-0	1	6	7	3	3	4	0	2	1	1	1	-10
5	TJ Biel		12:00	0-0	0-0	1-2	0	0	0	1	1	1	0	1	0	1	0	-25
11	Evan Eursher		09:56	0-5	0-4	0-0	0	0	0	2	0	0	0	0	1	0	0	-11
2	BJ Ward		20:57	3-10	1-6	0-0	0	0	0	2	1	7	1	2	0	0	1	-24
10	David Idada		10:19	0-2	0-0	0-2	0	0	0	1	3	0	0	0	0	2	0	-16
22	Gavyn Elkamil		09:49	0-1	0-1	0-0	1	1	2	4	1	0	1	0	0	1	0	-12
55	Marqueas Bell		09:07	1-2	0-0	1-2	0	1	1	2	1	3	0	1	1	0	0	-3
35	Mason Hanback		10:13	1-1	0-0	0-0	2	1	3	3	2	2	0	0	0	1	0	-6
Team							2	4	6			0		0				
Totals				17-59	1-19	9-16	8	23	31	28	20	44	4	10	4	6	4	-30

Technical Fouls::NONE

Shooting By Period		
1st FG%	8-29	27.6%
3PT%	1-9	11.1%
FT%	0-2	0%
2nd FG%	9-30	30.0%
3PT%	0-10	0.0%
FT%	9-14	64.3%
GM FG%	17-59	28.8%
3PT%	1-19	5.3%
FT%	9-16	56.3%

Dead Ball Rebounds: 4, 1

Kansas City - 74 Record: 3-5

NO.	Name		Min	FG M-A	3P M-A	FT M-A	Rebounds OR	DR	TOT	Fouls PF	FD	TP	AS	TO	ST	Blocks BS	BA	+/-
23	Allen David Mukeba	F	17:33	4-9	0-0	1-3	2	3	5	3	5	9	1	2	0	2	1	8
0	Artese Stapleton	G	11:03	0-1	0-1	0-0	0	2	2	1	0	0	1	0	0	0	0	7
5	Jamar Brown	G	31:07	7-9	1-2	4-5	0	6	6	3	3	19	1	2	3	0	0	22
11	Anderson Kopp	G	23:53	1-3	0-0	7-10	1	7	8	2	6	9	1	2	0	0	1	14
30	Cameron Faas	G	33:54	7-13	2-5	0-1	4	5	9	2	3	16	3	1	0	0	0	27
13	Khristion Courseault		26:29	1-6	0-2	1-3	0	1	1	1	3	3	2	1	0	0	2	24
20	Melvyn Ebonkoli		10:36	2-5	0-0	0-4	4	3	7	1	4	4	1	0	0	0	0	18
2	Babacar Diallo		16:27	3-6	1-2	2-3	0	4	4	2	2	9	0	1	1	0	0	11
32	Jeff Ngandu		07:30	0-3	0-0	0-0	1	2	3	2	0	0	0	1	0	1	2	2
1	Jayson Petty		11:21	2-3	1-2	0-0	0	3	3	2	2	5	0	0	0	1	0	15
12	Promise Idiaru		05:49	0-0	0-0	0-0	1	0	1	1	0	0	2	0	0	0	0	4
14	Cole Glasgow		02:28	0-0	0-0	0-0	0	0	0	0	0	0	0	0	0	0	0	-1
25	Tyler Andrews		01:50	0-0	0-0	0-0	0	0	0	0	0	0	0	1	0	0	0	-1
Team							2	1	3			0		2				
Totals				27-58	5-14	15-29	15	37	52	20	28	74	12	13	4	4	6	30

Technical Fouls::NONE

Shooting By Period		
1st FG%	15-32	46.9%
3PT%	3-10	30.0%
FT%	5-12	41.7%
2nd FG%	12-26	46.2%
3PT%	2-4	50.0%
FT%	10-17	58.8%
GM FG%	27-58	46.6%
3PT%	5-14	35.7%
FT%	15-29	51.7%

Dead Ball Rebounds: 6, 0

	SEMO	Roos
Biggest lead	2 (1st 17:01)	31 (2nd 2:28)
Best Scoring Run	6(1st 17:01)	12(1st 0:50)
Lead Changes	2	
Times Tied	2	
Time with Lead	00:20	37:17

Points from	SEMO	Roos
Turnovers	9	13
Paint	28	40
Second Chance	7	17
Fast Breaks	6	4
Bench	13	21

Period by Period Scoring	1st	2nd	TOT
SEMO	17	27	44
Roos	38	36	74

Game 8

Missouri Baptist 56
Southeast Missouri 84

December 3, 2023 • Show Me Center • Cape Girardeau, Mo.

CAPE GIRARDEAU, MO. Aquan Smart scored 19 points and Southeast Missouri made 26 free throws in an 84-56 rout of Missouri Baptist at the Show Me Center.

Smart led four players in double figures for the Redhawks. Adam Larson added 15 points, Rob Martin had 12 and TJ Biel chipped in 11.

SEMO, which led from start to finish for the first time this season, outscored MBU, 26-6, at the free throw line en route to its second-straight home victory.

Up, 30-25, with 6:48 remaining in the first half, the Redhawks blew the game open with a 14-0 run.

Biel ignited the surge with a 3-pointer and Smart followed with the next six points. After Mason Hanback scored on a layup, Smart drained a 3-pointer to cap the run as SEMO extended its lead to 44-25 at the 2:01 mark.

Biel's second chance layup with three seconds on the clock sent SEMO into the locker room with its first halftime lead of the year, 48-29.

SEMO didn't let up in the second half where it pushed its lead over 20 points.

The Redhawks took their largest lead of the contest at 84-54 when Hanback made a layup with 25 seconds to go.

Smart shot 4-of-9 from the field and a near perfect 9-of-10 at the free throw line.

Official Basketball Box Score - Final
Mo. Baptist at Southeast Mo. St.
12/03/23 Show Me Center, Cape Girardeau
2023-24 Men's Basketball

Game Time: 3:00 PM
Game Duration: 1:48
Attendance: 1,242

Officials: James Hicks, Davis Maxwell, Kyle Stewart

Mo. Baptist - 56 Record: 0-1

NO.	Name		Min	FG M-A	3P M-A	FT M-A	Rebounds OR	DR	TOT	Fouls PF	FD	TP	AS	TO	ST	Blocks BS	BA	+/-
12	Breven McMullen	F	22:26	0-5	0-2	0-0	0	2	2	3	0	0	1	1	1	1	0	-18
30	Sterling Benjamin	F	21:45	1-6	0-0	1-2	0	6	6	3	1	3	1	1	0	0	0	-18
44	Connor Redrow	F	20:19	1-2	1-2	0-0	0	3	3	2	1	3	1	1	0	1	0	-21
2	Evan Palmquist	G	25:14	1-4	0-2	1-2	0	4	4	2	2	3	0	7	2	0	0	-15
5	D'Mari Wiltz	G	22:03	6-8	0-0	0-1	1	2	3	2	2	12	2	4	1	0	0	-9
11	Keyyaun Batchman		21:49	5-9	0-2	2-2	1	4	5	3	3	12	1	4	1	0	0	-16
22	Mujtaba Alkhaldi		18:10	6-8	0-0	0-2	0	1	1	3	3	12	0	0	0	0	0	-6
23	Nico Hill		08:07	0-0	0-0	0-0	0	0	0	1	0	0	1	0	0	0	0	-8
20	Preston Fortner		16:41	3-5	0-0	0-0	1	0	1	1	1	6	2	0	0	0	0	-18
32	Nick Wasilewski		12:19	1-1	1-1	2-2	0	0	0	0	1	5	0	1	1	0	0	-10
21	Alex Gager		07:24	0-1	0-1	0-2	0	0	0	1	1	0	0	0	0	0	0	1
0	Sam Richardson		00:16	0-0	0-0	0-0	0	0	0	0	0	0	0	0	0	0	0	0
13	Bastien Page		03:27	0-0	0-0	0-0	0	1	1	0	0	0	0	0	0	0	0	-2
Team							0	0	0			0		0				
Totals				24-49	2-10	6-13	3	23	26	21	15	56	9	19	6	2	0	-28

Technical Fouls::NONE

Shooting By Period		
1st FG%	12-24	50.0%
3PT%	1-7	14.3%
FT%	4-6	66.7%
2nd FG%	12-25	48.0%
3PT%	1-3	33.3%
FT%	2-7	28.6%
GM FG%	24-49	49.0%
3PT%	2-10	20.0%
FT%	6-13	46.2%

Dead Ball Rebounds: 3, 0

Southeast Mo. St. - 84 Record: 2-6

NO.	Name		Min	FG M-A	3P M-A	FT M-A	Rebounds OR	DR	TOT	Fouls PF	FD	TP	AS	TO	ST	Blocks BS	BA	+/-
4	Adam Larson	F	23:33	2-9	1-8	10-12	1	3	4	1	5	15	3	0	1	0	0	20
10	David Idada	C	16:23	1-5	0-0	0-3	7	2	9	4	3	2	0	1	0	0	0	13
1	Rob Martin	G	29:28	4-10	2-4	2-3	0	3	3	1	2	12	3	2	0	0	0	23
3	Aquan Smart	G	27:25	4-9	2-5	9-10	1	2	3	0	6	19	5	3	1	0	0	24
44	Braxton Stacker	G	15:05	4-9	0-2	1-1	0	2	2	0	1	9	0	1	1	0	2	16
5	TJ Biel		22:58	4-5	1-2	2-2	1	5	6	3	1	11	1	2	4	0	0	9
35	Mason Hanback		15:26	3-3	0-0	0-0	0	2	2	3	1	6	1	0	0	0	0	12
11	Evan Eursher		19:14	1-2	0-1	2-2	2	1	3	1	2	4	4	1	1	0	0	17
2	BJ Ward		18:12	3-8	0-4	0-0	1	3	4	1	0	6	1	0	0	0	0	5
22	Gavyn Elkamil		08:49	0-2	0-2	0-0	1	0	1	1	0	0	0	0	0	0	0	-1
55	Marqueas Bell		03:27	0-0	0-0	0-0	0	1	1	0	0	0	1	0	0	0	0	2
Team							0	0	0			0		0				
Totals				26-62	6-28	26-33	14	24	38	15	21	84	19	10	8	0	2	28

Technical Fouls::NONE

Shooting By Period		
1st FG%	14-33	42.4%
3PT%	5-16	31.3%
FT%	15-19	78.9%
2nd FG%	12-29	41.4%
3PT%	1-12	8.3%
FT%	11-14	78.6%
GM FG%	26-62	41.9%
3PT%	6-28	21.4%
FT%	26-33	78.8%

Dead Ball Rebounds: 6, 2

	MBU	SEMO
Biggest lead	0 (1st 20:00)	30 (2nd 0:25)
Best Scoring Run	7(2nd 8:52)	14(1st 2:01)
Lead Changes	0	
Times Tied	1	
Time with Lead	00:00	36:59

Points from	MBU	SEMO
Turnovers	4	21
Paint	28	36
Second Chance	4	12
Fast Breaks	2	14
Bench	35	27

Period by Period Scoring	1st	2nd	TOT
MBU	29	27	56
SEMO	48	36	84

Game 9

Harris-Stowe 45
Southeast Missouri 95

December 6, 2023 • Show Me Center • Cape Girardeau, Mo.

CAPE GIRARDEAU, MO. Rob Martin and Adam Larson each dropped in 19 points and Southeast Missouri shot 50 percent with 12 three-pointers in a 95-45 win over Harris-Stowe.

SEMO posted its largest margin of victory in 10 years. The 50-point drubbing was the biggest since the Redhawks beat Central Baptist, 118-56 (+62), on Nov. 11, 2023.

It didn't take long at all for SEMO to put the game out of reach.

The Redhawks heated up to shoot 52.8 percent from the field and buried eight 3-pointers to open a big lead in the first 20 minutes.

Ahead, 9-7, SEMO went on a 30-4 run to take a 28-point advantage. Martin scored 11 of his team's first 16 points of the contest to get the Redhawks going. Nine of those points came from long range.

Smart's 3-pointer extended the Redhawks margin to 42-12 with 5:31 remaining and Evan Eursher's two free throws gave SEMO a commanding 50-20 lead at the half.

Marques Bell's layup on a fast break gave the Redhawks their biggest lead at 95-42 before they put their second-straight win on ice.

Martin shot 8-of-11 from the field and 3-of-4 from 3-point range to go along with five assists and six rebounds. His 19 points are a season-high.

Larson also knocked down three 3-pointers.

Official Basketball Box Score - Final
Harris-Stowe at Southeast Mo. St.
12/06/23 Show Me Center, Cape Girardeau
2023-24 Men's Basketball

Game Time: 6:30 PM
Game Duration: 1:42
Attendance: 1,563

Officials: Andrew Walton, Kelly Davis, Alex Manuel

Harris-Stowe - 45 Record: 0-2

NO.	Name		Min	FG M-A	3P M-A	FT M-A	Rebounds OR	DR	TOT	Fouls PF	FD	TP	AS	TO	ST	Blocks BS	BA	+/-
5	Patrick Evans		18:59	3-8	1-2	0-0	0	2	2	0	0	7	1	1	2	0	1	-26
11	Ken Martin		28:44	0-10	0-7	2-2	0	1	1	0	1	2	1	2	1	0	0	-36
12	Seth Chargois		24:28	3-13	0-6	7-8	1	3	4	0	5	13	0	4	1	0	0	-23
25	Anthony II		23:16	2-3	0-1	2-5	0	2	2	3	5	6	4	2	0	0	0	-24
32	Tyler Victor		22:02	4-7	1-3	0-0	1	2	3	3	0	9	0	1	1	0	0	-17
00	O'Bray Rufus		19:36	0-3	0-1	2-2	1	0	1	0	1	2	0	0	1	0	0	-34
15	Breon Mosby		06:31	0-1	0-0	0-0	0	0	0	0	0	0	0	0	0	0	0	-18
35	Eaton Smith		11:44	1-2	0-0	0-0	1	2	3	1	1	2	0	0	0	0	0	-14
14	Darren Sunkett		17:14	0-3	0-1	1-2	0	3	3	2	2	1	1	2	0	0	0	-28
23	Valdy Zephir		15:40	1-5	1-1	0-0	1	4	5	2	0	3	0	1	0	1	0	-16
22	Corde Brown		11:48	0-0	0-0	0-0	0	1	1	3	0	0	0	0	0	0	0	-14
Team							0	0	0			0		1				
Totals				14-55	3-22	14-19	5	20	25	14	15	45	7	14	6	1	1	-50

Shooting By Period		
1st FG%	7-21	33.3%
3PT%	1-8	12.5%
FT%	5-8	62.5%
2nd FG%	7-34	20.6%
3PT%	2-14	14.3%
FT%	9-11	81.8%
GM FG%	14-55	25.5%
3PT%	3-22	13.6%
FT%	14-19	73.7%

Dead Ball Rebounds: 4, 1

Technical Fouls::NONE

Southeast Mo. St. - 95 Record: 3-6

NO.	Name		Min	FG M-A	3P M-A	FT M-A	Rebounds OR	DR	TOT	Fouls PF	FD	TP	AS	TO	ST	Blocks BS	BA	+/-
4	Adam Larson	F	21:56	7-14	3-10	2-4	3	1	4	0	2	19	1	2	0	0	0	31
10	David Idada	C	15:22	2-3	0-0	5-6	2	5	7	1	4	9	1	1	1	1	1	17
1	Rob Martin	G	26:09	8-11	3-4	0-0	1	5	6	0	0	19	5	3	1	0	0	32
3	Aquan Smart	G	24:39	4-11	2-6	0-0	1	3	4	1	0	10	8	3	1	0	0	32
44	Braxton Stacker	G	14:51	2-5	0-2	1-2	2	1	3	4	1	5	5	1	1	0	0	14
11	Evan Eursher		17:35	3-4	1-2	2-2	3	4	7	1	2	9	2	0	0	0	0	21
35	Mason Hanback		20:24	3-3	0-0	0-0	0	3	3	0	2	6	0	0	1	0	0	25
2	BJ Ward		22:47	1-6	1-3	0-0	0	1	1	3	1	3	1	0	1	0	0	32
5	TJ Biel		13:52	3-4	1-1	0-0	2	3	5	1	0	7	0	1	0	0	0	23
22	Gavyn Elkamil		12:54	1-3	1-3	2-2	1	4	5	2	1	5	1	0	0	0	0	17
55	Marqueas Bell		09:34	1-6	0-2	1-2	0	2	2	2	1	3	0	0	0	0	0	6
Team							0	0	0			0		0				
Totals				35-70	12-33	13-18	15	32	47	15	14	95	24	11	6	1	1	50

Shooting By Period		
1st FG%	19-36	52.8%
3PT%	8-19	42.1%
FT%	4-4	100%
2nd FG%	16-34	47.1%
3PT%	4-14	28.6%
FT%	9-14	64.3%
GM FG%	35-70	50.0%
3PT%	12-33	36.4%
FT%	13-18	72.2%

Dead Ball Rebounds: 4, 5

Technical Fouls::NONE

	HSSU	SEMO
Biggest lead	0 (1st 20:00)	53 (2nd 1:08)
Best Scoring Run	6(1st 4:07)	16(1st 7:10)
Lead Changes	0	
Times Tied	1	
Time with Lead	00:00	38:29

Points from	HSSU	SEMO
Turnovers	8	26
Paint	14	40
Second Chance	4	25
Fast Breaks	6	17
Bench	8	33

Period by Period Scoring	1st	2nd	TOT
HSSU	20	25	45
SEMO	50	45	95

Game 10

Southeast Missouri 80
Purdue Fort Wayne 89

December 9, 2023 • Memorial Coliseum • Fort Wayne, Ind.

FORT WAYNE, IND. TJ Biel scored a season-high 23 points and Rob Martin added a season-best 22 as Southeast Missouri played tough in an 89-80 loss to Horizon League leader Purdue Fort Wayne.

Biel went over 20 points for the first time in his career and scored double figures off the bench for the second time in three games. Meanwhile, Martin increased his season scoring average to 10.5 points per game with his fourth double-digit performance in five starts.

SEMO shot over 50 percent (51.7) from the field in the opening stanza for the second-straight contest and led for most of the game's first 20 minutes.

SEMO made eight of its first 10 field goals in the opening 8:09 and later used a 7-0 surge to take its largest lead of the half. Biel, who scored his first 10 points in the first half, drove in for a layup expanding the Redhawks lead to 33-24 with 5:57 to go.

PFW countered with a 17-6 run and pulled ahead by two at the intermission. Rasheed Batello scored a layup with two seconds on the clock putting the Mastodons ahead, 41-39.

After Martin's 3-pointer regained a 49-46 edge for SEMO with 17:43 remaining in the second half, PFW put together a 12-0 run to break away.

Official Basketball Box Score - Final
Southeast Mo. St. at Purdue Fort Wayne
12/09/23 Allen County War Memorial Coliseum, Fort Wayne
2023-24 Men's Basketball

Game Time: 7:00 PM
Game Duration: 2:07
Attendance: 1,838

Officials: Steve Honacki, Brad Clauss, Scott Siville

Southeast Mo. St. - 80 Record: 3-7

NO.	Name		Min	FG M-A	3P M-A	FT M-A	Rebounds OR	DR	TOT	Fouls PF	FD	TP	AS	TO	ST	Blocks BS	BA	+/-
4	Adam Larson	F	29:47	2-9	2-9	0-0	1	4	5	1	0	6	0	1	0	0	0	7
10	David Idada	C	11:06	0-1	0-0	0-0	0	1	1	3	1	0	0	4	1	0	0	6
1	Rob Martin	G	34:07	8-12	2-5	4-4	1	2	3	2	4	22	5	5	1	0	0	2
3	Aquan Smart	G	20:38	5-9	0-1	2-3	0	4	4	3	2	12	5	2	0	1	0	10
44	Braxton Stacker	G	15:17	2-5	1-1	0-0	0	1	1	4	0	5	0	2	0	0	1	-5
35	Mason Hanback		08:04	1-1	0-0	0-0	1	0	1	3	0	2	0	0	0	1	0	1
11	Evan Eursher		27:13	2-5	1-2	1-2	1	2	3	3	2	6	0	0	0	0	0	-3
2	BJ Ward		08:27	1-3	0-1	0-0	0	1	1	2	0	2	1	1	0	0	0	-18
5	TJ Biel		28:34	8-11	0-2	7-9	1	8	9	4	5	23	0	1	0	0	1	-12
21	Josh Earley		07:34	1-1	0-0	0-0	1	2	3	0	0	2	0	0	0	0	0	-15
22	Gavyn Elkamil		09:14	0-2	0-0	0-0	0	1	1	0	1	0	0	0	0	0	0	-18
Team							1	1	2			0		0				
Totals				30-59	6-21	14-18	7	27	34	25	15	80	11	16	2	2	2	-9

Shooting By Period		
1st FG%	15-29	51.7%
3PT%	4-9	44.4%
FT%	5-7	71.4%
2nd FG%	15-30	50.0%
3PT%	2-12	16.7%
FT%	9-11	81.8%
GM FG%	30-59	50.8%
3PT%	6-21	28.6%
FT%	14-18	77.8%

Dead Ball Rebounds: 3, 0

Technical Fouls: Smart 1st 12:28

Purdue Fort Wayne - 89 Record: 10-1

NO.	Name		Min	FG M-A	3P M-A	FT M-A	Rebounds OR	DR	TOT	Fouls PF	FD	TP	AS	TO	ST	Blocks BS	BA	+/-
32	Eric Mulder	F	27:50	5-5	0-0	1-3	2	3	5	3	2	11	0	1	3	0	0	2
0	Rasheed Bello	G	35:17	6-13	0-1	7-11	2	2	4	1	6	19	5	3	1	0	0	14
1	Jalen Jackson	G	35:18	5-9	1-2	4-6	0	2	2	3	5	15	4	2	1	1	0	14
3	Quinton Morton-Robertson	G	27:15	3-7	2-4	7-9	1	2	3	4	4	15	2	1	0	0	1	16
22	Anthony Roberts	G	29:46	4-8	0-1	7-10	1	5	6	3	6	15	1	2	3	1	1	-8
5	Johnathan DeJurnett		08:58	1-1	0-0	0-2	0	4	4	0	1	2	0	0	0	0	0	9
11	Maximus Nelson		18:43	3-3	3-3	0-0	0	3	3	0	0	9	1	0	0	0	0	14
10	Corey Hadnot II		14:31	1-5	1-2	0-0	0	1	1	0	0	3	1	0	0	0	0	-9
2	Destin Whitaker		02:23	0-1	0-1	0-0	0	0	0	1	0	0	0	0	0	0	0	-7
Team							0	1	1			0		0				
Totals				28-52	7-14	26-41	6	23	29	15	24	89	14	9	8	2	2	9

Shooting By Period		
1st FG%	13-30	43.3%
FT%	12-18	66.7%
2nd FG%	15-22	68.2%
3PT%	4-5	80.0%
FT%	14-23	60.9%
GM FG%	28-52	53.8%
3PT%	7-14	50.0%
FT%	26-41	63.4%

Dead Ball Rebounds: 6, 0

Technical Fouls::NONE

	SEMO	PFW
Biggest lead	9 (1st 5:57)	13 (2nd 10:40)
Best Scoring Run	7(1st 5:57)	12(2nd 13:16)
Lead Changes	6	
Times Tied	8	
Time with Lead	17:21	16:58

Points from	SEMO	PFW
Turnovers	10	11
Paint	38	42
Second Chance	9	9
Fast Breaks	16	9
Bench	35	14

Period by Period Scoring	1st	2nd	TOT
SEMO	39	41	80
PFW	41	48	89

Game Notes:12:28 (1st) Intentional/Unsportsmanlike Foul - SEMO #3 ♦

GAME SUMMARIES

Game 11

Lindsey Wilson 59
Southeast Missouri 87

December 17, 2023 • Show Me Center • Cape Girardeau, Mo.

CAPE GIRARDEAU, MO.

Aquan Smart scored 18 points, pulled down seven rebounds and had five assists to lead Southeast Missouri to its fourth-straight home win with an 87-59 victory over Lindsey Wilson College (6-6).

SEMO improved its home record to 4-1 this season behind Smart's strong effort.

The Redhawks made four of their first five 3-pointers of the game and led for over 18 minutes in the first half en route to getting a double-digit lead.

Rob Martin's jumper ended a stretch of 4:05 where SEMO didn't score. Ward later closed out the half by splashing in a shot off an in-bounds pass from Smart to grab the Redhawks a 37-26 lead at the intermission.

Shortly after Connor Robinson's layup pulled the Blue Raiders within nine, SEMO used a 13-0 run to blow the game open.

SEMO's lead didn't dip below double figures the rest of the way.

The Redhawks made their last nine field goals of the game and took their largest lead on the final basket, a Marqueas Bell basket off a turnover. Gavyn Elkamil knocked down back-to-back 3-pointers off the bench prior to Bell's layup.

Smart shot 5-of-10 from the field and 7-of-9 at the free throw line en route to his fifth double-digit scoring game in a row.

Official Basketball Box Score - Final
Lindsey Wilson at Southeast Mo. St.
12/17/23 Show Me Center, Cape Girardeau
2023-24 Men's Basketball

Game Time: 3:00 PM
Game Duration: 1:56
Attendance: 1,869

Officials: John St. Clair, John Dillion, Aaron Denton Denton

Lindsey Wilson - 59 **Record: 6-7**

NO.	Name		Min	FG M-A	3P M-A	FT M-A	Rebounds OR	DR	TOT	Fouls PF	FD	TP	AS	TO	ST	Blocks BS	BA	+/-
0	Bryce Brown	F	36:34	6-14	1-4	2-4	0	9	9	3	4	15	1	2	1	0	0	-28
5	Connor Robinson	G	22:30	3-5	0-1	2-2	1	2	3	1	1	8	1	1	1	0	1	-11
10	Rodney Lewis	G	06:57	0-1	0-0	0-0	0	0	0	1	0	0	0	1	0	0	1	-10
12	Kenyata Carbon	G	28:37	3-8	0-1	2-4	0	3	3	1	4	8	6	4	1	0	1	-11
15	Barrett Burchyett	G	28:17	2-4	1-3	0-0	1	2	3	3	0	5	1	1	0	0	0	-6
2	Johrdon Mumford		23:23	1-4	0-2	0-0	0	1	1	3	0	2	1	4	2	0	0	-16
4	Matt Khoury		22:02	4-8	4-8	2-2	0	1	1	2	0	14	2	1	1	0	0	-14
33	Jackson Edwards		15:09	1-2	0-0	1-4	1	1	2	2	3	3	0	0	0	1	0	-22
23	Jayden Lazard		13:14	1-1	0-0	2-2	0	0	0	2	1	4	1	1	0	0	0	-12
1	Morgan Campbell		02:17	0-0	0-0	0-0	0	0	0	0	0	0	0	0	0	0	0	-5
30	Kabryen Tinson		01:00	0-0	0-0	0-0	0	0	0	0	0	0	0	0	0	0	0	-5
Team							0	0	0			0		1				
Totals				21-47	6-19	11-18	3	19	22	18	13	59	13	16	6	1	3	-28

Technical Fouls:NONE

Shooting By Period		
1st FG%	10-25	40.0%
3PT%	1-11	9.1%
FT%	5-8	62.5%
2nd FG%	11-22	50.0%
3PT%	5-8	62.5%
FT%	6-10	60%
GM FG%	21-47	44.7%
3PT%	6-19	31.6%
FT%	11-18	61.1%

Dead Ball Rebounds: 4, 2

Southeast Mo. St. - 87 **Record: 4-7**

NO.	Name		Min	FG M-A	3P M-A	FT M-A	Rebounds OR	DR	TOT	Fouls PF	FD	TP	AS	TO	ST	Blocks BS	BA	+/-
4	Adam Larson	F	19:08	2-3	2-3	0-0	0	4	4	3	1	6	2	0	0	0	0	23
21	Josh Earley	F	16:20	3-6	0-0	0-0	0	0	0	1	1	6	0	0	0	0	0	12
1	Rob Martin	G	28:23	5-8	2-3	0-0	0	0	0	2	1	12	0	1	1	0	0	15
3	Aquan Smart	G	28:38	5-10	1-4	7-9	0	7	7	0	7	18	5	3	2	1	0	15
44	Braxton Stacker	G	21:53	4-8	3-5	2-2	1	4	5	0	3	13	1	1	1	1	0	15
2	BJ Ward		19:05	2-3	0-0	0-0	0	1	1	1	0	4	4	0	0	1	0	14
5	TJ Biel		15:45	3-5	0-1	0-0	0	1	1	2	2	6	0	1	0	0	0	3
35	Mason Hanback		09:03	3-5	0-0	0-0	0	1	1	0	0	6	0	1	0	0	0	3
22	Gavyn Elkamil		12:17	2-3	2-2	2-2	0	2	2	1	1	8	4	0	1	0	1	19
10	David Idada		08:47	1-1	0-0	0-0	1	1	2	0	1	2	0	0	0	0	0	7
33	Dylan Branson		14:31	0-3	0-1	2-2	2	2	4	3	1	2	4	2	1	0	0	7
55	Marqueas Bell		06:10	2-2	0-0	0-0	0	1	1	1	0	4	0	0	0	0	0	7
Team							0	0	0			0		0				
Totals				32-57	10-19	13-15	4	24	28	14	18	87	20	9	6	3	1	28

Technical Fouls: Branson 1st1:32

Shooting By Period		
1st FG%	15-33	45.5%
3PT%	4-11	36.4%
FT%	3-3	100%
2nd FG%	17-24	70.8%
3PT%	6-8	75.0%
FT%	10-12	83.3%
GM FG%	32-57	56.1%
3PT%	10-19	52.6%
FT%	13-15	86.7%

Dead Ball Rebounds: 2, 2

	LWU	SEMO
Biggest lead	2 (1st 19:37)	28 (2nd 0:19)
Best Scoring Run	6(1st 3:48)	13(2nd 14:18)
Lead Changes	1	
Times Tied	1	
Time with Lead	00:53	38:15

Points from	LWU	SEMO
Turnovers	5	25
Paint	22	34
Second Chance	2	2
Fast Breaks	13	14
Bench	23	32

Period by Period Scoring	1st	2nd	TOT
LWU	26	33	59
SEMO	37	50	87

Game 12

Southeast Missouri 64
Illinois State 85

December 21, 2023 • CEFCU Arena • Normal, Ill.

NORMAL, ILL.

Adam Larson made five 3-pointers and scored 16 points as Southeast Missouri dropped a 85-64 decision to Missouri Valley Conference member Illinois State.

Larson finished with double figures for his team-high seventh time this season.

SEMO used a nice balance of offense and defense to key a strong surge early.

The Redhawks made four of their first seven field goals and forced six turnovers in the game's opening 8:15. Larson gave SEMO momentum when he knocked down a 3-pointer on each of the Redhawks first two possessions.

Aided by a 6-0 run, SEMO took an 18-12 lead. Aquan Smart converted a 3-point play and Larson added a free throw to close out that stretch. That, however, would be the final time the Redhawks would lead in the game.

Johnny Kinzinger's jumper snapped a drought which saw ISU go scoreless for over four minutes. Kinzinger sparked an initial 10-0 run for the Redbirds who took control by outscoring the Redhawks, 30-10, in the final 10:27 of the first half.

ISU later led by as many as 26 with 5:35 left in the second half before coming away with its eight victory of the season.

Official Basketball Box Score - Final
Southeast Missouri at Illinois State
12/21/23 CEFCU Arena, Normal, Ill.
2023-24 Men's Basketball

Game Time: 7:00 PM
Game Duration: 1:55
Attendance: 3,361

Officials: Gene Grimshaw, Jeff Malham, Brad Yorkovich

Southeast Missouri - 64 **Record: 4-8**

NO.	Name		Min	FG M-A	3P M-A	FT M-A	Rebounds OR	DR	TOT	Fouls PF	FD	TP	AS	TO	ST	Blocks BS	BA	+/-
4	Adam Larson	F	27:39	5-7	5-7	1-2	0	4	4	2	3	16	0	0	2	0	0	-15
21	Josh Earley	F	16:52	2-2	0-0	0-0	2	0	2	1	0	4	1	1	0	1	0	-20
1	Rob Martin	G	29:08	3-9	0-3	1-1	0	1	1	2	1	7	4	5	0	0	0	-23
3	Aquan Smart	G	19:13	3-11	0-4	1-1	0	1	1	5	4	7	0	1	1	0	0	-11
44	Braxton Stacker	G	24:20	4-12	0-2	3-4	3	2	5	4	2	11	0	1	1	1	1	-15
22	Gavyn Elkamil		10:30	0-2	0-1	0-0	1	2	3	2	1	0	0	0	0	1	0	-2
33	Dylan Branson		22:12	2-4	0-2	4-5	1	2	3	3	4	8	4	3	1	0	0	-6
35	Mason Hanback		16:50	1-2	0-0	0-1	2	2	4	3	2	2	0	1	1	0	0	4
2	BJ Ward		21:30	1-6	1-5	0-0	0	2	2	2	0	3	1	1	0	0	1	-11
10	David Idada		03:17	0-0	0-0	0-0	0	0	0	0	0	0	0	1	0	0	0	-4
55	Marqueas Bell		08:29	2-3	0-0	2-3	0	3	3	1	3	6	0	0	0	0	0	-2
Team							0	2	2			0		0				
Totals				23-58	6-24	12-17	9	21	30	25	20	64	10	14	6	3	2	-21

Technical Fouls: Smart 2nd9:15

Shooting By Period		
1st FG%	10-30	33.3%
3PT%	4-15	26.7%
FT%	4-6	66.7%
2nd FG%	13-28	46.4%
3PT%	2-9	22.2%
FT%	8-11	72.7%
GM FG%	23-58	39.7%
3PT%	6-24	25.0%
FT%	12-17	70.6%

Dead Ball Rebounds: 2, 0

Illinois State - 85 **Record: 8-4**

NO.	Name		Min	FG M-A	3P M-A	FT M-A	Rebounds OR	DR	TOT	Fouls PF	FD	TP	AS	TO	ST	Blocks BS	BA	+/-
4	Myles Foster	F	18:57	3-5	0-0	1-4	0	5	5	0	2	7	0	0	0	1	0	15
22	Kendall Lewis	F	23:50	6-6	0-0	6-7	5	4	9	2	7	18	0	2	1	0	0	21
1	Malachi Poindexter	G	24:08	2-6	1-3	2-2	1	2	3	2	1	7	3	0	1	0	0	14
3	Dalton Banks	G	25:35	3-7	2-4	0-0	1	6	7	0	0	8	5	3	0	1	1	24
10	Darius Burford	G	31:13	6-11	3-5	7-8	0	4	4	1	5	22	3	2	2	0	1	23
12	Brandon Lieb		10:31	2-4	0-0	1-2	1	2	3	2	4	5	0	2	1	0	1	1
0	Luke Kasubke		12:39	0-2	0-2	0-0	0	1	1	0	0	0	1	0	0	0	0	7
5	Jordan Davis		13:33	1-3	1-3	0-0	0	2	2	4	0	3	0	0	1	0	0	3
11	Johnny Kinziger		13:29	3-6	1-2	2-3	0	0	0	3	2	9	1	1	2	0	0	0
2	Ty Pence		12:16	0-2	0-2	2-2	0	1	1	4	2	2	2	0	0	0	0	2
14	Nik Stadelman		06:08	0-1	0-1	0-0	0	0	0	0	0	0	0	0	0	0	0	-5
50	Ryan Schmitt		05:12	0-1	0-1	2-2	0	0	0	2	1	2	0	0	0	0	0	-2
23	Harouna Sissoko		02:29	1-1	0-0	0-0	0	1	1	0	0	2	0	0	0	0	0	2
Team							1	1	2			0		0				
Totals				27-55	8-23	23-30	9	29	38	20	24	85	15	10	8	2	3	21

Technical Fouls:NONE

Shooting By Period		
1st FG%	13-27	48.1%
3PT%	4-10	40.0%
FT%	12-14	85.7%
2nd FG%	14-28	50.0%
3PT%	4-13	30.8%
FT%	11-16	68.8%
GM FG%	27-55	49.1%
3PT%	8-23	34.8%
FT%	23-30	76.7%

Dead Ball Rebounds: 5, 0

	SEMO	ILS
Biggest lead	6 (1st 10:27)	26 (2nd 6:37)
Best Scoring Run	10(2nd 2:46)	10(1st 7:52)
Lead Changes	3	
Times Tied	4	
Time with Lead	09:23	28:39

Points from	SEMO	ILS
Turnovers	8	19
Paint	30	28
Second Chance	7	14
Fast Breaks	9	7
Bench	19	23

Period by Period Scoring	1st	2nd	TOT
SEMO	28	36	64
ILS	42	43	85

Game 13

Southern Indiana 91
Southeast Missouri 93 OT

December 29, 2023 • Show Me Center • Cape Girardeau, Mo.

CAPE GIRARDEAU, MO. Rob Martin scored a career-high 29 points and made the game-winning jumper with 1.1 seconds left to give Southeast Missouri a thrilling 93-91 overtime win over Southern Indiana at the Show Me Center.

SEMO led, 71-62, with 2:05 left to play in regulation when USI went on a 12-3 run down the stretch to send the game to overtime.

AJ Smith's layup pulled the Screaming Eagles within one (72-71) with 25 seconds left and the USI had a chance to win the game when Smith drove in for a layup. Aquan Smart, however, blocked Smith's shot and Martin was fouled after that.

Martin calmly made two free throws to put SEMO ahead, 74-71, with seven seconds on the clock. On USI's last possession, Jack Champion made a desperation 3-pointer at the buzzer to force an extra period.

SEMO outlasted USI, 19-17, in overtime to claim its first OVC opening victory since the 2016-17 campaign.

USI again came on strong again in the final minutes of overtime erasing a seven-point deficit in just 62 seconds.

Jeremiah Hernandez split a pair of free throws to cut SEMO's lead to 90-89 with 20 seconds to go.

Hernandez scored on a layup with nine seconds to tie the game at 91-91.

Official Basketball Box Score - Final
Southern Ind. at Southeast Mo. St.
12/29/23 Show Me Center, Cape Girardeau
2023-24 Men's Basketball

Game Time: 7:30 PM
Game Duration: 2:30
Attendance: 1,470

Officials: James Hicks, Chris Hudson, Kelly Davis

Southern Ind. - 91 **Record: 3-11 (0-1)**

NO.	Name		Min	FG M-A	3P M-A	FT M-A	Rebounds OR	DR	TOT	Fouls PF	FD	TP	AS	TO	ST	Blocks BS	BA	+/-
10	Jack Mielke	F	42:03	3-9	2-6	0-1	1	3	4	3	1	8	1	1	1	0	1	2
52	Kiyron Powell	C	18:21	3-6	0-0	2-5	1	2	3	4	3	8	1	4	0	1	0	-1
5	Jack Campion	G	34:09	2-8	1-5	0-0	0	0	0	5	0	5	4	3	0	0	0	-6
21	AJ Smith	G	36:39	8-16	0-4	3-3	2	9	11	5	3	19	1	4	1	1	2	-1
33	Jeremiah Hernandez	G	41:28	9-17	1-4	16-17	1	3	4	0	12	35	2	3	3	0	1	-2
4	Nolan Causwell		19:59	2-4	0-0	4-5	1	7	8	2	3	8	2	0	1	0	0	-6
0	Ryan Hall		16:41	2-6	1-1	0-0	1	1	2	4	0	5	1	1	0	1	2	1
1	Javius Moore		08:31	0-0	0-0	1-2	1	1	2	3	2	1	0	1	0	0	0	1
13	Sam Mervis		07:09	1-1	0-0	0-0	0	2	2	0	0	2	1	1	1	0	0	2
Team							0	0	0			0		1				
Totals				30-67	5-20	26-33	8	28	36	26	24	91	13	19	7	3	6	-2

Technical Fouls::NONE

Shooting By Period		
1st FG%	11-28	39.3%
3PT%	0-6	0.0%
FT%	10-12	83.3%
2nd FG%	13-29	44.8%
3PT%	4-11	36.4%
FT%	12-16	75%
:OT FG%	6-10	60.0%
3PT%	1-3	33.3%
FT%	4-5	80%
GM FG%	30-67	44.8%
3PT%	5-20	25.0%
FT%	26-33	78.8%

Dead Ball Rebounds: 4, 3

Southeast Mo. St. - 93 **Record: 5-8 (1-0)**

NO.	Name		Min	FG M-A	3P M-A	FT M-A	Rebounds OR	DR	TOT	Fouls PF	FD	TP	AS	TO	ST	Blocks BS	BA	+/-
4	Adam Larson	F	25:07	3-9	3-7	2-4	3	3	6	4	3	11	2	1	1	0	1	10
21	Josh Earley	F	22:38	4-9	0-0	0-0	1	3	4	4	1	8	0	1	1	1	0	13
1	Rob Martin	G	35:38	10-15	2-3	7-9	1	2	3	1	7	29	7	2	2	0	0	7
3	Aquan Smart	G	30:14	6-17	0-3	7-9	0	3	3	4	5	19	4	4	3	1	0	-5
44	Braxton Stacker	G	24:55	2-3	1-1	4-6	2	4	6	2	3	9	1	1	2	1	0	0
35	Mason Hanback		12:36	1-2	0-0	0-0	1	1	2	1	0	2	1	1	0	1	0	4
5	TJ Biel		22:36	3-7	2-3	1-4	0	2	2	1	3	9	0	0	0	1	0	-9
33	Dylan Branson		26:05	3-5	0-0	0-1	4	4	8	5	2	6	1	1	0	0	1	0
2	BJ Ward		12:50	0-1	0-0	0-1	0	0	0	0	2	0	1	1	0	0	0	0
11	Evan Eursher		09:04	0-1	0-1	0-0	0	3	3	1	0	0	1	1	0	0	0	-6
10	David Idada		03:17	0-1	0-0	0-0	0	2	2	1	0	0	0	1	0	1	1	-4
Team							0	0	0			0		0				
Totals				32-70	8-18	21-34	12	27	39	24	26	93	18	14	9	6	3	2

Technical Fouls::NONE

Shooting By Period		
1st FG%	14-36	38.9%
3PT%	4-11	36.4%
FT%	2-5	40%
2nd FG%	14-28	50.0%
3PT%	3-6	50.0%
FT%	9-16	56.3%
:OT FG%	4-6	66.7%
3PT%	1-1	100.0%
FT%	10-13	76.9%
GM FG%	32-70	45.7%
3PT%	8-18	44.4%
FT%	21-34	61.8%

Dead Ball Rebounds: 8, 4

	USI	SEMO
Biggest lead	5 (1st 15:00)	12 (2nd 13:03)
Best Scoring Run	8(2nd 9:59)	8(1st 10:36)
Lead Changes	9	
Times Tied	4	
Time with Lead	11:25	29:18

Points from	USI	SEMO
Turnovers	16	27
Paint	50	40
Second Chance	13	9
Fast Breaks	11	16
Bench	16	17

Period by Period Scoring	1st	2nd	OT1	TOT
USI	32	42	17	91
SEMO	34	40	19	93

Game 14

Morehead State 83
Southeast Missouri 64

December 31, 2023 • Show Me Center • Cape Girardeau, Mo.

CAPE GIRARDEAU, MO. Aquan Smart scored 17 points as Southeast Missouri fell to Morehead State in a New Year's Eve matchup at the Show Me Center.

MSU became the first Ohio Valley Conference team to 10 wins this season behind a game-high 34 points from Riley Minix.

SEMO and MSU battled to eight ties and eight lead changes in the first half.

Rob Martin, who scored 10 first-half points, buried a 3-pointer and converted a 4-point play to get the Redhawks their first lead at 14-13 with 13:35 remaining in the opening stanza.

After Smart made two free throws to put SEMO up by one again (30-29), the Eagles went on a 7-0 run to take a six-point advantage. MSU never trailed the rest of the way.

Minix made a pair of free throws to cap that stretch giving MSU a 36-30 lead with 2:48 left. He then scored a layup to increase the Eagles lead to 40-33 at the intermission.

The Eagles never lost the lead the rest of the way.

Smart scored nine of his team-high 17 points at the free throw line and finished with double figures for the seventh time this season.

Official Basketball Box Score - Final
Morehead St. at Southeast Mo. St.
12/31/23 Show Me Center, Cape Girardeau
2023-24 Men's Basketball

Game Time: 3:15 PM
Game Duration: 2:01
Attendance: 1,849

Officials: Steve Divine, Andrew Walton, James Gibson

Morehead St. - 83 **Record: 10-4 (1-0)**

NO.	Name		Min	FG M-A	3P M-A	FT M-A	Rebounds OR	DR	TOT	Fouls PF	FD	TP	AS	TO	ST	Blocks BS	BA	+/-
22	Riley Minix	F	37:28	11-14	2-4	10-11	1	7	8	1	6	34	2	2	0	0	0	22
23	Dieonte Miles	F	11:03	1-2	0-0	0-0	0	1	1	4	0	2	1	2	0	0	0	0
1	Jerone Morton	G	26:06	0-3	0-2	5-7	2	2	4	4	6	5	1	2	1	0	0	6
2	Jordan Lathon	G	36:12	8-19	3-9	1-1	1	8	9	1	2	20	5	1	0	0	1	23
3	Drew Thelwell	G	36:18	3-10	2-6	1-2	0	5	5	0	3	9	7	3	0	0	0	22
4	Eddie Ricks III		30:55	2-4	1-2	0-0	1	4	5	2	2	5	3	2	2	1	0	12
12	George Marshall		10:16	1-2	1-2	0-0	0	0	0	3	1	3	0	0	0	0	0	7
5	Zach Iyeyemi		10:49	2-3	0-0	1-2	2	1	3	5	2	5	1	1	0	0	1	3
10	Brady Dingess		00:53	0-0	0-0	0-0	0	0	0	0	0	0	0	0	0	0	0	0
Team							0	0	0			0		1				
Totals				28-57	9-25	18-23	7	28	35	20	22	83	20	14	3	1	2	19

Technical Fouls::NONE

Shooting By Period		
1st FG%	15-29	51.7%
3PT%	5-13	38.5%
FT%	5-8	62.5%
2nd FG%	13-28	46.4%
3PT%	4-12	33.3%
FT%	13-15	86.7%
GM FG%	28-57	49.1%
3PT%	9-25	36.0%
FT%	18-23	78.3%

Dead Ball Rebounds: 8, 0

Southeast Mo. St. - 64 **Record: 5-9 (1-1)**

NO.	Name		Min	FG M-A	3P M-A	FT M-A	Rebounds OR	DR	TOT	Fouls PF	FD	TP	AS	TO	ST	Blocks BS	BA	+/-
4	Adam Larson	F	20:52	4-5	3-4	0-0	0	1	1	2	0	11	0	0	0	1	0	-18
21	Josh Earley	F	23:17	4-5	0-0	0-0	2	2	4	0	2	8	0	0	1	0	0	0
1	Rob Martin	G	27:26	6-14	1-2	1-1	0	2	2	3	2	14	0	4	0	0	1	-11
3	Aquan Smart	G	35:32	4-16	0-2	9-10	0	5	5	2	6	17	6	5	2	0	0	-23
44	Braxton Stacker	G	20:38	0-2	0-0	7-8	1	0	1	3	4	7	0	1	0	1	0	-10
5	TJ Biel		24:14	2-4	0-2	1-3	1	1	2	2	5	5	0	0	0	0	0	-8
33	Dylan Branson		21:27	1-4	0-1	0-0	0	2	2	5	0	2	1	1	2	0	0	-11
2	BJ Ward		06:13	0-2	0-1	0-0	0	1	1	0	0	0	1	0	0	0	0	-4
35	Mason Hanback		06:54	0-0	0-0	0-0	0	1	1	2	1	0	0	1	0	0	0	-6
11	Evan Eursher		08:47	0-1	0-1	0-0	0	1	1	0	0	0	0	0	0	0	0	4
10	David Idada		01:11	0-0	0-0	0-0	0	0	0	3	0	0	0	1	0	0	0	-4
55	Marqueas Bell		03:29	0-0	0-0	0-0	0	0	0	0	0	0	0	0	0	0	0	-4
Team							0	0	0			0		0				
Totals				21-53	4-13	18-22	4	16	20	22	20	64	8	13	5	2	1	-19

Technical Fouls::NONE

Shooting By Period		
1st FG%	11-24	45.8%
3PT%	2-7	28.6%
FT%	9-11	81.8%
2nd FG%	10-29	34.5%
3PT%	2-6	33.3%
FT%	9-11	81.8%
GM FG%	21-53	39.6%
3PT%	4-13	30.8%
FT%	18-22	81.8%

Dead Ball Rebounds: 4, 3

	MSU	SEMO
Biggest lead	22 (2nd 0:38)	2 (1st 9:06)
Best Scoring Run	7(1st 2:48)	6(1st 13:35)
Lead Changes	8	
Times Tied	8	
Time with Lead	33:37	03:04

Points from	MSU	SEMO
Turnovers	10	16
Paint	36	22
Second Chance	9	7
Fast Breaks	3	9
Bench	13	7

Period by Period Scoring	1st	2nd	TOT
MSU	40	43	83
SEMO	33	31	64

GAME SUMMARIES

Game 15

Southeast Missouri 61
Western Illinois 68

January 4, 2024 • Western Hall • Macomb, Ill.

MACOMB, ILL. Western Illinois made 12 free throws in the final 4:53 of the game to close out a 68-61 win over Southeast Missouri (5-10, 1-2) at Western Hall.

WIU, which made 15-of-17 free throws in the second half, sunk its final 12 of the contest to fight off a feisty SEMO team searching for its first road win of the season.

SEMO outscored WIU, 16-9, in the first six minutes of the final stanza to get within three.

After Rob Martin scored six-straight points, Aquan Smart got a steal and broke away for a dunk to make it a 45-42 contest with 14:12 remaining.

David Idada came off the bench, stole the ball and scored. Idada was fouled and missed his ensuing free throw to get the Redhawks within a point (48-47) with 12:29 to play.

Then, Martin knocked down a jumper to put SEMO ahead, 49-48, for its first lead since the 13-minute mark of the first half.

SEMO trailed by one following a basket by Josh Earley, but JJ Kalakon made four free throws in a row to put WIU ahead, 60-55, with 4:07 on the clock.

The Redhawks continued to battle and trimmed the Leathernecks lead to one (62-61) when Earley scored with 1:21 left to play.

WIU then began its final stretch of made free throws to pull away.

Official Basketball Box Score - Final
Southeast Mo. St. at Western Ill.
01/04/24 Western Hall, Macomb
2023-24 Men's Basketball

Game Time: 7:30 PM
Game Duration: 1:56
Attendance: 629

Officials: Mike O'Neill, Scott Tierney, Chris Duprey

Southeast Mo. St. - 61 **Record: 5-10 (1-2)**

NO.	Name		Min	FG M-A	3P M-A	FT M-A	Rebounds OR	DR	TOT	Fouls PF	FD	TP	AS	TO	ST	Blocks BS	BA	+/-
4	Adam Larson	F	18:35	2-7	2-6	1-3	0	1	1	2	2	7	0	0	1	0	0	-3
21	Josh Earley	F	23:49	9-14	0-0	0-1	2	3	5	2	3	18	0	2	0	2	2	-4
1	Rob Martin	G	30:41	5-14	2-3	1-2	0	1	1	4	1	13	3	1	1	0	3	2
3	Aquan Smart	G	21:43	4-6	1-1	0-2	1	3	4	3	3	9	3	2	1	0	1	7
44	Braxton Stacker	G	18:37	0-3	0-1	0-0	0	3	3	3	0	0	1	1	0	1	1	2
5	TJ Biel		21:08	1-4	0-1	2-2	1	3	4	2	2	4	1	1	1	1	1	-8
33	Dylan Branson		26:20	1-6	0-2	0-0	3	0	3	4	3	2	3	1	0	0	0	-13
11	Evan Eursher		17:59	0-1	0-1	0-0	0	2	2	0	1	0	0	0	1	0	0	-12
35	Mason Hanback		09:37	1-3	0-0	0-0	2	2	4	2	0	2	0	0	0	0	0	1
2	BJ Ward		05:24	2-3	0-1	0-0	0	0	0	0	0	4	0	0	0	0	0	-7
10	David Idada		06:07	1-1	0-0	0-1	1	0	1	0	1	2	0	0	1	0	0	0
Team							4	1	5			0		1				
Totals				26-62	5-16	4-11	14	19	33	22	16	61	11	9	6	4	8	-7

Technical Fouls::NONE

Shooting By Period		
1st FG%	10-28	35.7%
3PT%	3-9	33.3%
FT%	3-4	75%
2nd FG%	16-34	47.1%
3PT%	2-7	28.6%
FT%	1-7	14.3%
GM FG%	26-62	41.9%
3PT%	5-16	31.3%
FT%	4-11	36.4%

Dead Ball Rebounds: 2, 0

Western Ill. - 68 **Record: 9-6 (2-0)**

NO.	Name		Min	FG M-A	3P M-A	FT M-A	Rebounds OR	DR	TOT	Fouls PF	FD	TP	AS	TO	ST	Blocks BS	BA	+/-
4	Jesiah West	F	37:28	2-9	0-0	3-6	1	7	8	1	4	7	3	1	0	2	0	7
23	Drew Cisse	F	30:49	2-7	0-0	2-4	6	8	14	4	3	6	4	1	2	6	2	15
1	Quinlan Bennett	G	14:07	3-5	0-0	1-1	1	2	3	4	1	7	1	2	0	0	1	-2
2	Ryan Myers	G	36:59	6-14	2-4	2-2	1	1	2	2	1	16	1	5	1	0	0	6
10	JJ Kalakon	G	31:17	5-12	0-0	6-7	7	1	8	2	6	16	1	2	1	0	0	14
5	James Dent Jr.		31:43	2-7	0-2	5-5	1	6	7	1	5	9	1	2	0	0	1	11
3	KJ Lee		08:45	1-3	1-2	0-0	0	0	0	1	0	3	0	0	0	0	0	-5
24	Tay Knox		08:52	2-4	0-0	0-2	3	1	4	1	2	4	0	0	0	0	0	-11
Team							3	1	4			0		0				
Totals				23-61	3-8	19-27	23	27	50	16	22	68	11	13	4	8	4	7

Technical Fouls::NONE

Shooting By Period		
1st FG%	15-37	40.5%
3PT%	2-5	40.0%
FT%	4-10	40%
2nd FG%	8-24	33.3%
3PT%	1-3	33.3%
FT%	15-17	88.2%
GM FG%	23-61	37.7%
3PT%	3-8	37.5%
FT%	19-27	70.4%

Dead Ball Rebounds: 4, 0

	SEMO	WILL
Biggest lead	5 (1st 18:16)	10 (1st 0:08)
Best Scoring Run	7(2nd 11:25)	9(1st 14:43)
Lead Changes	7	
Times Tied	2	
Time with Lead	05:32	30:59

Points from	SEMO	WILL
Turnovers	10	9
Paint	34	34
Second Chance	8	19
Fast Breaks	9	12
Bench	14	16

Period by Period Scoring	1st	2nd	TOT
SEMO	26	35	61
WILL	36	32	68

Game 16

Bethel (Tenn.) 61
Southeast Missouri 71

January 6, 2024 • Show Me Center • Cape Girardeau, Mo.

CAPE GIRARDEAU, MO. Josh Earley scored 14 points and Evan Eursher tied a career-high 13 to lead Southeast Missouri to a 71-61 win over Bethel (Tenn.).

SEMO stepped out of conference play to host the Wildcats in its final non-league matchup of the season. With the win, the Redhawks finished off a 4-0 record against non-Division I teams this year and ran its winning streak to 37-straight against schools below the Division I level.

Both teams were hot out of the gate, each shooting over 54 percent from the field in the first half.

The Wildcats extended their lead to eight on two occasions before SEMO battled back to take a one-point edge at the intermission.

Tied, 41-41, early in the second half, SEMO went on a 9-0 run and didn't relinquish its lead from that point on.

Eursher keyed the surge with seven of the points. His third jumper in that stretch gave the Redhawks a 50-41 advantage at the 13:49 mark.

Bethel put together a 7-0 run to make it a two-possession game (61-55) with just over five minutes remaining. That, however, was as close as the Wildcats would get.

SEMO shot 50.9 percent (29-of-57) for the game and scored 22 points off 15 Bethel turnovers.

Official Basketball Box Score - Final
Bethel (TN) at Southeast Mo. St.
01/06/24 Show Me Center, Cape Girardeau
2023-24 Men's Basketball

Game Time: 3:00 PM
Game Duration: 1:41
Attendance: 1,423

Officials: Joey Richardson, John Boylan Jr., Justin Dorris

Bethel (TN) - 61 **Record: 10-5**

NO.	Name		Min	FG M-A	3P M-A	FT M-A	Rebounds OR	DR	TOT	Fouls PF	FD	TP	AS	TO	ST	Blocks BS	BA	+/-
2	Connor Guthrie	G	19:31	3-8	2-3	1-2	2	2	4	0	1	9	1	3	1	0	0	-14
4	Querrion Gadson	G	34:48	8-16	0-1	2-4	5	7	12	4	3	18	5	2	2	0	3	-5
12	Tyler Neely	G	18:19	0-3	0-2	0-0	0	1	1	3	2	0	1	3	1	0	0	-3
30	Kendan Maddox	G	27:59	5-12	0-0	2-4	4	1	5	2	2	12	1	1	0	0	1	-10
34	Brennon Marsh	G	17:43	0-2	0-0	0-0	1	2	3	0	0	0	0	1	1	0	0	-7
5	Dwight Reed		15:33	1-2	0-0	0-1	0	1	1	0	1	2	1	0	0	1	0	4
31	Justin Evans		10:59	2-4	0-0	0-0	0	1	1	0	0	4	1	1	0	0	0	8
50	Ethan Turner		12:01	1-2	1-1	1-2	1	2	3	2	2	4	0	1	0	0	0	0
11	Jose Nazario		24:02	3-7	0-1	0-0	0	4	4	0	1	6	3	1	0	1	0	-9
33	Dimtrije Stojanovic		01:36	0-0	0-0	0-0	0	0	0	1	0	0	0	1	0	0	0	-5
44	Yassine Zlitni		04:33	1-2	0-0	0-0	0	0	0	0	0	2	0	0	0	0	0	-3
20	Garrett Hayden		07:47	2-3	0-0	0-0	0	0	0	0	0	4	0	0	1	0	0	-3
32	Akeyse Rice		05:09	0-1	0-0	0-1	0	0	0	1	1	0	0	0	0	0	0	-3
Team							0	0	0			0		1				
Totals				26-62	3-8	6-14	13	21	34	13	13	61	13	15	6	2	4	-10

Technical Fouls::NONE

Shooting By Period		
1st FG%	17-30	56.7%
3PT%	2-4	50.0%
FT%	0-3	0%
2nd FG%	9-32	28.1%
3PT%	1-4	25.0%
FT%	6-11	54.5%
GM FG%	26-62	41.9%
3PT%	3-8	37.5%
FT%	6-14	42.9%

Dead Ball Rebounds: 6, 3

Southeast Mo. St. - 71 **Record: 6-10**

NO.	Name		Min	FG M-A	3P M-A	FT M-A	Rebounds OR	DR	TOT	Fouls PF	FD	TP	AS	TO	ST	Blocks BS	BA	+/-
4	Adam Larson	F	14:43	1-5	1-5	0-0	0	1	1	1	1	3	1	0	2	1	0	6
21	Josh Earley	F	23:47	7-11	0-0	0-0	3	3	6	1	0	14	0	1	0	0	0	2
1	Rob Martin	G	28:27	5-8	0-2	2-2	0	4	4	1	1	12	1	2	0	0	1	8
3	Aquan Smart	G	16:12	3-7	1-3	0-0	0	0	0	1	0	7	1	2	1	1	0	-7
33	Dylan Branson	G	18:37	2-4	0-0	0-1	0	1	1	3	2	4	3	0	2	0	0	1
44	Braxton Stacker		09:57	3-5	0-1	0-0	0	0	0	0	0	6	0	0	1	1	1	-1
5	TJ Biel		25:17	2-6	0-2	5-6	1	8	9	2	5	9	1	1	0	0	0	7
35	Mason Hanback		06:00	1-1	0-0	1-2	0	1	1	2	1	3	0	1	0	1	0	1
2	BJ Ward		24:08	0-1	0-0	0-0	0	1	1	1	0	0	2	0	0	0	0	17
11	Evan Eursher		25:42	5-9	1-2	2-2	1	4	5	0	3	13	4	0	1	0	0	24
10	David Idada		04:54	0-0	0-0	0-0	0	0	0	1	0	0	0	1	0	0	0	-2
22	Gavyn Elkamil		02:16	0-0	0-0	0-0	0	1	1	0	0	0	0	0	0	0	0	-6
Team							0	0	0			0		2				
Totals				29-57	3-15	10-13	5	24	29	13	13	71	13	10	7	4	2	10

Technical Fouls::NONE

Shooting By Period		
1st FG%	17-31	54.8%
3PT%	2-9	22.2%
FT%	1-2	50%
2nd FG%	12-26	46.2%
3PT%	1-6	16.7%
FT%	9-11	81.8%
GM FG%	29-57	50.9%
3PT%	3-15	20.0%
FT%	10-13	76.9%

Dead Ball Rebounds: 2, 1

	Beth	SEMO
Biggest lead	9 (1st 9:24)	13 (2nd 8:49)
Best Scoring Run	8(1st 13:06)	11(2nd 13:49)
Lead Changes	6	
Times Tied	7	
Time with Lead	15:23	19:03

Points from	Beth	SEMO
Turnovers	6	22
Paint	36	46
Second Chance	11	6
Fast Breaks	12	8
Bench	22	31

Period by Period Scoring	1st	2nd	TOT
Beth	36	25	61
SEMO	37	34	71

Game 17

Lindenwood 74
Southeast Missouri 68

January 11, 2024 • Show Me Center • Cape Girardeau, Mo.

CAPE GIRARDEAU, MO. Keenon Cole had a double-double 42 points and 11 rebounds to power Lindenwood to a 74-68 win over Southeast Missouri at the Show Me Center.

LU picked up its first Ohio Valley Conference win of the season and dropped SEMO to its third-straight conference loss.

Things got out of hand in a hurry for SEMO in the second half. LU opened a double-digit lead by scoring the first seven points.

The Lions continued to capitalize on their momentum, outscoring SEMO 19-7 over a period of seven minutes. Beane accounted for eight of those points and Cole finished the stretch with back-to-back baskets widening LU's lead to 53-36 with 13:06 remaining.

SEMO trailed by as many as 18 points before cutting LU's lead to single digits three times in the last six minutes of play. Rob Martin's jumper (60-52), Eursher's layup (65-56) and Marqueas Bell's free throw (67-58) following an intentional foul dropped the Lions lead below 10.

Adam Larson buried a 3-pointer to trim LU's lead to 72-68 with 3.3 seconds left, but Cole made two more free throws to seal it.

LU shot 62.5 percent (15-of-24) from the field in its decisive second half and 51 percent (26-of-51) for the game.

Official Basketball Box Score - Final
Lindenwood at Southeast Mo. St.
01/11/24 Show Me Center, Cape Girardeau
2023-24 Men's Basketball

Game Time: 7:30 PM
Game Duration: 2:00
Attendance: 1,175

Officials: John St. Clair, Kevin Driver, Kelly Davis

Lindenwood - 74 — **Record: 7-9 (1-2)**

NO.	Name		Min	FG M-A	3P M-A	FT M-A	Rebounds OR	DR	TOT	Fouls PF	FD	TP	AS	TO	ST	Blocks BS	BA	+/-
5	Jaylon McDaniel	F	23:43	2-4	0-0	0-0	1	3	4	3	0	4	0	1	1	0	1	-1
24	Keenon Cole	F	36:20	13-23	3-6	13-16	2	9	11	3	11	42	0	1	2	0	1	8
1	Colin Ruffin	G	24:38	0-1	0-1	1-4	0	2	2	2	6	1	2	0	2	1	0	-1
23	Jeremiah Talton	G	25:05	0-2	0-2	1-2	0	3	3	2	1	1	0	3	2	0	0	11
25	Darius Beane	G	35:09	9-15	0-0	2-4	0	5	5	3	3	20	2	4	2	0	0	4
3	Tommie Williams		25:45	0-1	0-1	1-2	0	2	2	0	2	1	2	0	1	0	0	2
13	Keith Haymon II		15:29	1-3	1-3	0-0	0	0	0	0	0	3	0	0	0	0	0	-5
22	Isaac Ondekane		11:26	1-2	0-0	0-0	2	2	4	4	0	2	0	1	0	0	1	9
15	Nathan Johnson Jr.		02:25	0-0	0-0	0-0	0	0	0	0	0	0	0	0	0	0	0	3
Team							0	0	0			0		1				
Totals				26-51	4-13	18-28	5	26	31	17	23	74	6	11	10	1	3	6

Shooting By Period

1st	FG%	11-27	40.7%
	3PT%	3-10	30.0%
	FT%	9-13	69.2%
2nd	FG%	15-24	62.5%
	3PT%	1-3	33.3%
	FT%	9-15	60%
GM	FG%	26-51	51.0%
	3PT%	4-13	30.8%
	FT%	18-28	64.3%

Dead Ball Rebounds: 3, 3

Technical Fouls: Beane 2nd 6:18

Southeast Mo. St. - 68 — **Record: 6-11 (1-3)**

NO.	Name		Min	FG M-A	3P M-A	FT M-A	Rebounds OR	DR	TOT	Fouls PF	FD	TP	AS	TO	ST	Blocks BS	BA	+/-
4	Adam Larson	F	19:56	1-4	1-2	1-2	0	2	2	2	1	4	2	0	1	1	0	-4
21	Josh Earley	F	23:12	5-9	0-0	6-9	1	6	7	2	6	16	0	2	0	1	0	-4
1	Rob Martin	G	23:41	4-11	1-5	2-2	0	2	2	4	1	11	3	2	0	0	0	6
3	Aquan Smart	G	16:00	1-8	1-2	0-0	0	3	3	3	0	3	1	0	2	0	0	-8
33	Dylan Branson	G	17:50	2-4	0-2	2-2	0	3	3	5	1	6	0	3	0	0	0	-17
2	BJ Ward		16:19	0-5	0-4	0-0	0	1	1	1	0	0	1	2	0	0	0	-12
5	TJ Biel		24:16	1-1	0-0	1-2	0	1	1	1	1	3	0	1	0	0	0	3
11	Evan Eursher		24:18	4-7	3-3	0-0	2	4	6	0	1	11	0	1	0	0	1	8
35	Mason Hanback		03:49	0-0	0-0	0-0	0	0	0	0	1	0	0	0	0	1	0	-2
44	Braxton Stacker		16:22	4-4	1-1	2-2	0	2	2	3	2	11	1	1	2	0	0	-9
10	David Idada		06:25	0-0	0-0	0-0	1	0	1	1	0	0	0	0	0	0	0	3
55	Marqueas Bell		07:52	0-0	0-0	3-4	0	1	1	2	2	3	2	0	0	0	0	6
Team							0	0	0			0		0				
Totals				22-53	7-19	17-23	4	25	29	24	16	68	10	12	5	3	1	-6

Shooting By Period

1st	FG%	9-25	36.0%
	3PT%	4-9	44.4%
	FT%	7-10	70%
2nd	FG%	13-28	46.4%
	3PT%	3-10	30.0%
	FT%	10-13	76.9%
GM	FG%	22-53	41.5%
	3PT%	7-19	36.8%
	FT%	17-23	73.9%

Dead Ball Rebounds: 4, 2

Technical Fouls: Team 2nd 6:24 Smart 2nd 6:18

	LIN	SEMO
Biggest lead	18 (2nd 10:53)	4 (1st 17:26)
Best Scoring Run	11 (2nd 17:26)	8 (2nd 5:50)
Lead Changes	2	
Times Tied	4	
Time with Lead	27:31	07:06

Points from	LIN	SEMO
Turnovers	17	8
Paint	32	24
Second Chance	7	7
Fast Breaks	13	8
Bench	6	28

Period by Period Scoring	1st	2nd	TOT
LIN	34	40	74
SEMO	29	39	68

Game 18

Southeast Missouri 59
Tennessee Tech 70

January 13, 2024 • Eblen Cebter • Cookeville, Tenn.

COOKEVILLE, TENN. Josh Earley scored a career-high 20 points and Southeast Missouri dropped a 70-59 decision to Tennessee Tech at the Eblen Center.

Earley scored 12 of his points in the second half en route to his fourth-straight double-digit scoring performance.

SEMO and TTU started strong with neither missing a field goal in the opening 6:23 of play. The Rehawks made their first six shots and the Golden Eagles went 4-of-4 in that span.

Five ties and five lead changes later, Rob Martin broke a 14-14 deadlock by scoring seven-straight points to put SEMO ahead.

Josiah Davis made a 3-pointer and Daniel Egbuniwe added a layup to regain a 37-33 edge for TTU with 1:50 left. Braxton Stacker then scored a layup to tie things up, 37-37, heading into the intermission.

Earley took over at the beginning of the second half scoring eight points in the first 4:32. His second chance layup finished off that stretch tying the game at 45-45 with 15:28 to go.

TTU countered with the next five points to go up 50-45.

SEMO trailed, 56-54, when the Golden Eagles used a 9-0 run to pull away.

The Redhawks went scoreless for a period of 5:26 in TTU's decisive run.

Official Basketball Box Score - Final
Southeast Missouri at Tennessee Tech
01/13/24 Eblen Center, Cookeville, TN
2023-24 Men's Basketball

Game Time: 3:00 PM
Game Duration: 1:49
Attendance: 1,210

Officials: Andrew Walton, Aaron Denton, Jeremy Trussell

Southeast Missouri - 59 — **Record: 6-12 (1-4)**

NO.	Name		Min	FG M-A	3P M-A	FT M-A	Rebounds OR	DR	TOT	Fouls PF	FD	TP	AS	TO	ST	Blocks BS	BA	+/-
4	Adam Larson	F	28:57	2-6	2-4	0-0	3	0	3	1	0	6	1	1	0	0	0	-15
21	Josh Earley	F	28:04	10-14	0-0	0-1	4	1	5	0	2	20	0	1	0	1	0	-10
1	Rob Martin	G	38:13	4-11	3-6	1-1	1	3	4	1	2	12	3	1	0	0	1	-9
11	Evan Eursher	G	27:18	0-6	0-3	0-0	0	3	3	1	0	0	3	0	2	0	0	-6
33	Dylan Branson	G	18:07	0-4	0-4	2-2	1	1	2	2	2	2	3	2	2	0	0	-4
3	Aquan Smart		24:58	3-7	1-2	0-0	0	7	7	4	2	7	3	5	0	0	0	-11
5	TJ Biel		16:35	3-6	2-4	0-0	1	2	3	4	0	8	1	2	0	0	0	-3
44	Braxton Stacker		11:03	1-2	0-0	2-2	0	1	1	2	2	4	0	0	2	0	0	4
35	Mason Hanback		05:01	0-0	0-0	0-0	0	1	1	1	0	0	0	0	0	0	0	0
55	Marqueas Bell		01:44	0-0	0-0	0-0	0	0	0	0	0	0	0	0	0	0	0	-1
Team							3	0	3			0		2				
Totals				23-56	8-23	5-6	13	19	32	16	10	59	14	14	6	1	1	-11

Shooting By Period

1st	FG%	14-24	58.3%
	3PT%	6-11	54.5%
	FT%	3-4	75%
2nd	FG%	9-32	28.1%
	3PT%	2-12	16.7%
	FT%	2-2	100%
GM	FG%	23-56	41.1%
	3PT%	8-23	34.8%
	FT%	5-6	83.3%

Dead Ball Rebounds: 0, 0

Technical Fouls: NONE

Tennessee Tech - 70 — **Record: 7-11 (2-3)**

NO.	Name		Min	FG M-A	3P M-A	FT M-A	Rebounds OR	DR	TOT	Fouls PF	FD	TP	AS	TO	ST	Blocks BS	BA	+/-
0	Daniel Egbuniwe	F	34:59	5-9	1-3	3-5	0	10	10	0	4	14	5	0	1	0	0	11
1	Diante Wood	G	32:39	4-7	0-1	5-6	1	4	5	1	5	13	3	3	1	0	0	3
2	Kyle Layton	G	32:18	1-1	1-1	0-0	0	0	0	1	1	3	0	1	2	0	0	13
4	Josiah Davis	G	31:04	6-9	1-2	0-0	0	0	0	3	0	13	0	3	0	0	0	6
13	Jayvis Harvey	G	29:09	4-7	3-4	8-8	0	3	3	2	5	19	2	2	3	1	1	14
5	Rodney Johnson Jr.		21:06	1-4	0-1	0-0	0	1	1	1	1	2	1	0	0	0	0	7
15	Rylee Samons		13:48	2-3	2-2	0-0	0	1	1	1	0	6	0	0	0	0	0	-1
35	Jerome Beya		01:49	0-1	0-0	0-0	0	0	0	1	0	0	0	0	1	0	0	0
33	Bogdan Zimonjic		03:08	0-0	0-0	0-0	0	1	1	0	0	0	0	0	0	0	0	2
Team							0	1	1			0		1				
Totals				23-41	8-14	16-19	1	21	22	10	16	70	11	10	8	1	1	11

Shooting By Period

1st	FG%	12-20	60.0%
	3PT%	6-9	66.7%
	FT%	7-8	87.5%
2nd	FG%	11-21	52.4%
	3PT%	2-5	40.0%
	FT%	9-11	81.8%
GM	FG%	23-41	56.1%
	3PT%	8-14	57.1%
	FT%	16-19	84.2%

Dead Ball Rebounds: 1, 0

Technical Fouls: NONE

	SEMO	Tech
Biggest lead	7 (1st 10:24)	11 (2nd 5:32)
Best Scoring Run	7 (1st 10:24)	9 (2nd 5:32)
Lead Changes	10	
Times Tied	10	
Time with Lead	10:17	19:51

Points from	SEMO	Tech
Turnovers	13	16
Paint	22	26
Second Chance	10	2
Fast Breaks	3	4
Bench	19	8

Period by Period Scoring	1st	2nd	TOT
SEMO	37	22	59
Tech	37	33	70

GAME SUMMARIES

Game 19

SIU Edwardsville 47
Southeast Missouri 52

January 20, 2024 • Show Me Center • Cape Girardeau, Mo.

CAPE GIRARDEAU, MO. Josh Earley scored 16 points and Southeast Missouri made six free throws in the final 21 seconds to upend SIU Edwardsville, 52-47, at the Show Me Center.

SEMO overcame an eight-point deficit and buried six of its seven second-half free throws in the final seconds to pick up its seventh win of the season.

SEMO and SIUE played a tight first half that featured five ties and eight lead changes.

Terrance Thompson's hookshot regained a 25-24 edge for SIUE and Minor followed with a stepback 3-pointer at the buzzer sending the Cougars into the intermission with a 28-24 cushion.

After Rob Martin fed Earley for a layup, Martin drove in for a basket to put the Redhawks up, 44-43, their first lead since the 1:12 mark of the opening stanza.

Martin came up big again on SEMO's ensuing possession, this time burying a jumper to increase the Redhawks margin to three.

Braxton Stacker made four free throws and Adam Larson added two to seal the win down the stretch.

Earley, who scored double figures for the fourth-straight game, shot 7-of-15 from the field and led SEMO with eight rebounds. Martin followed with 10 points and a game-high five assists.

Official Basketball Box Score - Final
SIUE at Southeast Mo. St.
01/20/24 Show Me Center, Cape Girardeau
2023-24 Men's Basketball

Game Time: 3:45 PM
Game Duration: 1:57
Attendance: 2,142

Officials: Bryan Washer, James Gibson, Davis Maxwell

SIUE - 47 Record: 11-9 (4-3)

NO.	Name		Min	FG M-A	3P M-A	FT M-A	Rebounds OR	DR	TOT	Fouls PF	FD	TP	AS	TO	ST	Blocks BS	BA	+/-
21	Terrance Thompson	F	29:51	2-4	0-0	2-2	1	1	2	1	3	6	0	1	0	2	0	-2
55	Lamar Wright	F	36:43	1-6	0-1	1-2	3	5	8	2	2	3	0	2	0	2	1	-9
0	Damarco Minor	G	33:50	8-16	3-4	2-3	1	3	4	0	5	21	1	2	1	0	0	-7
3	Ray'Sean Taylor	G	24:50	0-6	0-3	2-2	1	3	4	5	2	2	1	2	0	0	0	-1
42	Shamar Wright	G	34:31	6-13	1-4	2-6	1	5	6	0	4	15	1	2	0	1	0	-2
1	Dorion Staples		02:31	0-1	0-0	0-0	1	1	2	1	0	0	0	0	0	1	0	-2
40	Eddiean Tirado		15:19	0-2	0-2	0-0	1	1	2	2	0	0	0	0	2	0	0	-4
2	Desmond Polk		08:17	0-2	0-2	0-0	0	1	1	0	0	0	0	0	0	0	0	4
11	Brian Taylor		08:57	0-4	0-2	0-0	0	3	3	3	0	0	0	0	0	0	0	-3
23	Adeola Seun		05:13	0-0	0-0	0-0	0	3	3	1	0	0	0	2	0	1	0	1
Team							0	0	0			0		3				
Totals				17-54	4-18	9-15	9	26	35	15	16	47	3	14	3	7	1	-5

Technical Fouls::NONE

Shooting By Period		
1st FG%	11-29	37.9%
3PT%	3-11	27.3%
FT%	3-4	75%
2nd FG%	6-25	24.0%
3PT%	1-7	14.3%
FT%	6-11	54.5%
GM FG%	17-54	31.5%
3PT%	4-18	22.2%
FT%	9-15	60.0%

Dead Ball Rebounds: 5, 0

Southeast Mo. St. - 52 Record: 7-12 (2-4)

NO.	Name		Min	FG M-A	3P M-A	FT M-A	Rebounds OR	DR	TOT	Fouls PF	FD	TP	AS	TO	ST	Blocks BS	BA	+/-
4	Adam Larson	F	20:21	2-7	0-3	2-2	0	1	1	0	2	6	0	1	0	0	1	7
21	Josh Earley	F	31:15	7-15	0-0	2-2	2	6	8	1	2	16	1	0	0	1	2	6
1	Rob Martin	G	31:21	5-10	0-2	0-0	0	2	2	3	1	10	5	3	0	0	0	7
5	TJ Biel	G	09:22	0-3	0-1	1-2	2	2	4	1	1	1	0	0	0	0	0	-10
44	Braxton Stacker	G	20:23	0-3	0-1	4-4	1	2	3	2	4	4	0	2	1	0	1	4
3	Aquan Smart		22:38	2-8	0-3	1-1	1	2	3	3	3	5	1	0	0	0	0	8
33	Dylan Branson		22:25	2-5	0-0	0-0	4	2	6	3	1	4	2	2	1	0	3	-2
11	Evan Eursher		26:42	2-4	2-4	0-0	1	2	3	2	0	6	0	0	0	0	0	6
35	Mason Hanback		06:54	0-2	0-0	0-0	1	2	3	1	0	0	0	1	0	0	0	1
2	BJ Ward		08:39	0-0	0-0	0-2	0	0	0	1	1	0	0	1	0	0	0	-2
Team							0	0	0			0		1				
Totals				20-57	2-14	10-13	12	21	33	17	15	52	9	11	2	1	7	5

Technical Fouls: Earley 2nd 18:52

Shooting By Period		
1st FG%	10-29	34.5%
3PT%	1-7	14.3%
FT%	3-4	75%
2nd FG%	10-28	35.7%
3PT%	1-7	14.3%
FT%	7-9	77.8%
GM FG%	20-57	35.1%
3PT%	2-14	14.3%
FT%	10-13	76.9%

Dead Ball Rebounds: 2, 8

	SIUE	SEMO
Biggest lead	8 (2nd 18:14)	5 (2nd 0:09)
Best Scoring Run	9(2nd 18:14)	6(2nd 1:48)
Lead Changes	9	
Times Tied	5	
Time with Lead	22:13	11:12

Points from	SIUE	SEMO
Turnovers	8	4
Paint	18	30
Second Chance	9	6
Fast Breaks	3	6
Bench	0	15

Period by Period Scoring	1st	2nd	TOT
SIUE	28	19	47
SEMO	24	28	52

Game 20

Southeast Missouri 58
UT Martin 84

January 25, 2024 • Elam Center • Martin, Tenn.

MARTIN, TENN. Josh Earley scored 14 points, Rob Martin added 10 and Southeast Missouri never led in a 84-58 loss to UT Martin at the Elam Center.

Earley scored double figures in his sixth-consecutive start, while Martin reached double-digits for the seventh-straight time.

Down, 12-11, SEMO fell victim to a 12-0 run when it went nearly five-and-a-half minutes without scoring. The Redhawks missed six-straight field goals, turned the ball over three times and misfired on eight of nine shots over that stretch.

Sears scored six points in a row when he converted back-to-back 3-point plays and Issa Muhammad followed that up with a basket to push the Skyhawks lead to 22-11 with 8:45 remaining in the first half.

Kobe Jeffries later buried a 3-pointer and added two free throws to extend UTM's lead to 29-12 with just over seven minutes left.

Sebastian Mendoza's second-chance layup then capped a 19-1 surge by UTM. Aquan Smart made a jumper right after Mendoza's bucket to end a streak of eight consecutive missed field goals by the Redhawks.

The Skyhawks grabbed a big 44-22 halftime lead.

SEMO narrowed UTM's lead to 18 in the second half, but that was as close as it could get.

Official Basketball Box Score - Final
Southeast Missouri at UT Martin
01/25/24 Kathleen and Tom Elam Center, Martin, Tenn.
2023-24 NCAA Men's Basketball

Game Time: 7:50 PM
Game Duration: 1:44
Attendance: 1,521

Officials: James Hicks, Jason Deering, David Carter

Southeast Missouri - 58 Record: 7-13 (2-5)

NO.	Name		Min	FG M-A	3P M-A	FT M-A	Rebounds OR	DR	TOT	Fouls PF	FD	TP	AS	TO	ST	Blocks BS	BA	+/-
4	Adam Larson	F	28:03	3-5	0-2	0-1	0	4	4	3	3	6	0	1	0	0	0	-19
21	Josh Earley	F	25:34	7-14	0-0	0-0	2	3	5	2	0	14	0	0	1	0	0	-17
1	Rob Martin	G	29:54	3-11	0-3	4-4	1	1	2	3	3	10	3	2	3	0	0	-22
3	Aquan Smart	G	23:22	3-9	0-3	3-4	0	3	3	4	2	9	2	3	1	1	1	-12
44	Braxton Stacker	G	14:42	1-6	1-2	0-0	0	3	3	0	2	3	1	0	2	0	0	-4
35	Mason Hanback		09:34	1-1	0-0	0-0	1	1	2	3	2	2	0	0	0	0	0	-8
11	Evan Eursher		23:45	3-10	2-5	0-0	0	3	3	3	1	8	2	3	2	0	1	-13
2	BJ Ward		15:09	1-4	0-3	0-0	0	2	2	0	0	2	1	1	0	0	0	-12
5	TJ Biel		14:40	0-3	0-1	0-0	0	1	1	2	0	0	0	0	0	0	0	-10
22	Gavyn Elkamil		03:26	0-0	0-0	0-0	0	1	1	0	0	0	0	0	0	0	0	-7
10	David Idada		02:17	0-0	0-0	0-0	1	1	2	0	0	0	0	0	0	0	0	1
55	Marqueas Bell		09:34	2-2	0-0	0-0	0	2	2	1	0	4	1	0	0	0	0	-7
Team							0	1	1			0		0				
Totals				24-65	3-19	7-9	5	26	31	21	13	58	10	10	9	1	2	-26

Technical Fouls::NONE

Shooting By Period		
1st FG%	10-33	30.3%
3PT%	1-9	11.1%
FT%	1-2	50%
2nd FG%	14-32	43.8%
3PT%	2-10	20.0%
FT%	6-7	85.7%
GM FG%	24-65	36.9%
3PT%	3-19	15.8%
FT%	7-9	77.8%

Dead Ball Rebounds: 1, 0

UT Martin - 84 Record: 11-9 (4-3)

NO.	Name		Min	FG M-A	3P M-A	FT M-A	Rebounds OR	DR	TOT	Fouls PF	FD	TP	AS	TO	ST	Blocks BS	BA	+/-
0	KK Curry	F	10:33	0-0	0-0	1-2	1	2	3	2	1	1	0	2	2	0	0	-1
2	Issa Muhammad	F	28:11	6-11	0-1	2-2	2	9	11	1	4	14	2	1	1	0	0	19
3	Jordan Sears	G	29:32	7-13	0-2	6-7	1	3	4	2	6	20	2	6	0	0	1	14
11	Desmond Williams	G	30:24	2-5	0-2	0-0	0	1	1	2	1	4	2	1	2	0	0	14
35	Jacob Crews	G	29:22	7-13	2-6	3-3	1	6	7	1	1	19	2	3	1	0	0	7
1	Koby Jeffries		26:52	3-6	1-3	2-2	0	0	0	1	1	9	3	0	0	0	0	25
21	Sebastian Mendoza		22:39	2-5	0-2	1-3	2	5	7	2	2	5	0	0	1	1	0	26
55	David Kamwanga		08:18	1-1	0-0	1-1	0	2	2	1	1	3	0	0	0	0	0	6
5	Jalen Myers		10:38	2-5	0-0	3-3	0	4	4	1	3	7	1	0	0	1	0	19
15	Christian Fussell		03:31	0-2	0-2	2-2	0	1	1	0	1	2	0	0	0	0	0	1
Team							0	4	4			0		0				
Totals				30-61	3-18	21-25	7	37	44	13	21	84	12	13	7	2	1	26

Technical Fouls::NONE

Shooting By Period		
1st FG%	16-33	48.5%
3PT%	1-7	14.3%
FT%	11-13	84.6%
2nd FG%	14-28	50.0%
3PT%	2-11	18.2%
FT%	10-12	83.3%
GM FG%	30-61	49.2%
3PT%	3-18	16.7%
FT%	21-25	84.0%

Dead Ball Rebounds: 2, 0

	SEMO	UTM
Biggest lead	0 (1st 20:00)	28 (2nd 2:57)
Best Scoring Run	4(1st 1:31)	12(1st 8:18)
Lead Changes	0	
Times Tied	2	
Time with Lead	00:00	38:52

Points from	SEMO	UTM
Turnovers	15	13
Paint	26	48
Second Chance	8	10
Fast Breaks	12	14
Bench	16	26

Period by Period Scoring	1st	2nd	TOT
SEMO	22	36	58
UTM	44	40	84

Game 21

Southeast Missouri 61
Little Rock 66

January 27, 2024 • Stephens Center • Little Rock, Ark.

LITTLE ROCK, ARK. Southeast Missouri made eight 3-pointers and outscored Little Rock, 24-3, from long range, but the Trojans found a way to escape with a 66-61 victory in a tightly contested matchup.

Aided by 3-pointers from Rob Martin and TJ Biel, and a layup by freshman Marqueas Bell, SEMO pulled ahead, 50-45, with 9:38 remaining in the game.

LR answered with an 11-0 run to regain a two-possession lead and hit the go-ahead basket on its first trey of the contest.

After missing its first nine 3-pointers, Bradley Douglas' three bounced straight up off the back of the rim and dropped through the net to put the Trojans back on top, 52-50, with 7:30 to play.

SEMO, despite tying the game once, didn't lead the rest of the way following that shot.

Bell's fast break dunk off a David Idada steal made it a 56-56 ball-game at the 2:43 mark.

Evan Eursher later knocked down a 3-pointer to cut LR's lead to 60-59 with 48 seconds, but that was as close as SEMO could get in the final minute.

The Trojans made six free throws in the last 39 seconds to survive.

Official Basketball Box Score - Final
Southeast Mo. St. at Little Rock
01/27/24 Jack Stephens Center, Little Rock
2023-24 Men's Basketball

Game Time: 3:00 PM
Game Duration: 1:57
Attendance: 1,356

Officials: Joey Richardson, Aaron Denton, Alex Manuel

Southeast Mo. St. - 61 **Record: 7-14 (2-6)**

NO.	Name		Min	FG M-A	3P M-A	FT M-A	Rebounds OR	DR	TOT	Fouls PF	FD	TP	AS	TO	ST	Blocks BS	BA	+/-
4	Adam Larson	F	22:01	3-8	1-5	0-0	0	1	1	2	0	7	0	1	0	0	1	-10
21	Josh Earley	F	18:42	2-6	0-0	0-0	1	3	4	1	0	4	1	6	0	0	0	-19
1	Rob Martin	G	30:16	3-8	2-6	0-0	1	1	2	2	0	8	2	2	0	0	0	1
3	Aquan Smart	G	21:31	5-10	0-3	1-1	0	1	1	3	1	11	1	1	2	0	0	-10
44	Braxton Stacker	G	08:39	1-1	0-0	0-0	1	2	3	0	0	2	1	1	0	0	0	-8
11	Evan Eursher		24:29	2-7	2-6	0-0	3	1	4	3	1	6	1	0	0	0	0	-5
35	Mason Hanback		03:16	0-0	0-0	0-0	0	0	0	0	0	0	0	1	0	0	0	0
2	BJ Ward		13:46	1-5	0-2	0-0	0	1	1	2	0	2	2	2	0	0	1	-8
5	TJ Biel		23:55	5-10	3-6	0-0	1	3	4	2	1	13	1	1	2	0	2	10
10	David Idada		17:34	0-1	0-0	2-4	1	3	4	2	2	2	2	1	2	1	0	14
55	Marqueas Bell		15:51	3-4	0-0	0-1	0	3	3	0	1	6	1	1	0	0	1	10
Team							1	2	3			0		0				
Totals				25-60	8-28	3-6	9	21	30	17	6	61	12	17	6	1	5	-5

Shooting By Period		
1st FG%	14-30	46.7%
3PT%	4-10	40.0%
FT%	1-2	50%
2nd FG%	11-30	36.7%
3PT%	4-18	22.2%
FT%	2-4	50%
GM FG%	25-60	41.7%
3PT%	8-28	28.6%
FT%	3-6	50.0%

Dead Ball Rebounds: 1, 0

Technical Fouls::NONE

Little Rock - 66 **Record: 11-10 (5-3)**

NO.	Name		Min	FG M-A	3P M-A	FT M-A	Rebounds OR	DR	TOT	Fouls PF	FD	TP	AS	TO	ST	Blocks BS	BA	+/-
1	DeAntoni Gordon	F	30:24	5-8	0-0	1-2	1	4	5	0	2	11	0	0	0	1	0	9
5	Jaylen Crocker-Johnson	F	30:08	4-7	0-2	0-0	2	8	10	2	1	8	3	2	1	0	0	5
2	KK Robinson	G	38:52	4-12	0-3	5-6	0	3	3	0	5	13	5	4	4	0	0	8
12	Jordan Jefferson	G	16:22	0-0	0-0	0-0	1	1	2	0	0	0	2	1	1	0	0	-1
24	Jamir Chaplin	G	34:16	6-10	0-2	1-4	4	3	7	1	4	13	3	2	2	1	1	7
3	Bradley Douglas		30:30	3-7	1-4	2-4	0	4	4	1	2	9	2	4	2	1	0	1
22	Makhel Mitchell		19:28	5-11	0-0	2-2	4	3	7	2	3	12	1	0	0	2	0	-4
Team							0	2	2			0		3				
Totals				27-55	1-11	11-18	12	28	40	6	17	66	16	16	10	5	1	5

Shooting By Period		
1st FG%	14-29	48.3%
3PT%	0-9	0.0%
FT%	2-4	50%
2nd FG%	13-26	50.0%
3PT%	1-2	50.0%
FT%	9-14	64.3%
GM FG%	27-55	49.1%
3PT%	1-11	9.1%
FT%	11-18	61.1%

Dead Ball Rebounds: 2, 0

Technical Fouls::NONE

	SEMO	LRT
Biggest lead	5 (2nd 19:46)	6 (1st 10:15)
Best Scoring Run	7(2nd 13:44)	11(2nd 6:20)
Lead Changes	13	
Times Tied	4	
Time with Lead	12:12	22:27

Points from	SEMO	LRT
Turnovers	15	19
Paint	26	44
Second Chance	11	8
Fast Breaks	14	17
Bench	29	21

Period by Period Scoring	1st	2nd	TOT
SEMO	33	28	61
LRT	30	36	66