



OVC CHAMPS NCAA TOURNEY
 1999-2000 1999-2000
 2022-2023 2022-2023

Jeff Honza, Associate Director of Athletics for Strategic Communications
 Office: (573) 651-2933 | Cell: (618) 528-1145
 Email: jhonza@semo.edu, redhawk1@me.com

SCHEDULE

November (1-6)

6	at Grand Canyon	ESPN+	L, 67-88
10	at Butler	FS2	L, 56-91
15	Evansville	ESPN+	L, 57-76
20	Central Arkansas	ESPN+	W, 70-68
25	vs. Evansville	!	L, 74-93
26	at Chattanooga	!	L, 56-72
30	at Kansas City	SUMMIT LEAGUE NETWORK	L, 44-74

December (4-3, 1-1 OVC)

3	Missouri Baptist	ESPN+	W, 84-56
6	Harris-Stowe	ESPN+	W, 95-45
9	at Purdue Fort Wayne	ESPN+	L, 80-89
17	Lindsey Wilson College	ESPN+	W, 87-59
21	at Illinois State	ESPN+	L, 64-85
29	Southern Indiana	ESPN+	W, 93-91 OT
31	Morehead State	ESPN+	L, 64-83

January (1-2, 0-2 OVC)

4	at Western Illinois	ESPN+	L, 61-68
6	Bethel (Tenn.)	ESPN+	W, 71-61
11	Lindenwood	ESPN+	L, 68-74
13	at Tennessee Tech	*	3 p.m.
20	SIU Edwardsville	ESPN+	3:45 p.m.
25	at UT Martin	ESPN+	7:30 p.m.
27	at Little Rock	ESPN+	3 p.m.
30	at Lindenwood	ESPN+	7:30 p.m.

February (0-0, 0-0 OVC)

3	Western Illinois* (Hall of Fame)	ESPN+	3:45 p.m.
8	Tennessee Tech*	ESPN+	7:30 p.m.
10	Tennessee State*	ESPN+	3:45 p.m.
15	at Eastern Illinois*	ESPN+	7:30 p.m.
17	at SIU Edwardsville*	ESPN+	3:30 p.m.
22	Little Rock*	ESPN+	7:30 p.m.
24	UT Martin*	ESPN+	3:45 p.m.
29	at Morehead State*	ESPN+	6 p.m.

March (0-0, 0-0 OVC)

2	at Southern Indiana*	ESPN+	7:30 p.m.
6	OVC Tournament	First Round	Evansville, Ind.
7	OVC Tournament	Quarterfinals	Evansville, Ind.
8	OVC Tournament	Semifinals	Evansville, Ind.
9	OVC Tournament	Championship	Evansville, Ind.

All games broadcast live on the radio at Real Rock 99.3 FM. All times Central and Subject to Change; Home Games in **Bold**; * - Denotes OVC Game
 ! - Coke Zero Sugar Classic (Chattanooga, Tenn.)



Southeast Missouri or SEMO

is the preferred reference for Southeast Missouri State University athletic teams. Southeastern Missouri State is **NOT** an acceptable reference.



GAME 18 // SOUTHEAST MISSOURI at TENNESSEE TECH

Jan. 13 // 3 p.m., CT // Eblen Center (9,280) // Cookeville, Tenn. // Series: TTU leads, 38-21
 Listen: Real Rock 99.3 FM // Video: ESPN+ // Live Stats: TTUSports.com // X (formerly Twitter): @SEMOMBB



6-11

1-3 OVC

SEMO REDHAWKS

Head Coach Brad Korn
 Career Record (Yrs.) 50-62 (4)
 Record at SEMO (Yrs.) 50-62 (4)
 OVC Record 28-31



6-11

1-3 OVC

TENNESSEE TECH GOLDEN EAGLES

Head Coach John Pelphrey
 Career Record (Yrs.) 196-219 (14)
 Record at TTU (Yrs.) 47-93 (5)
 OVC Record 30-47

// Redhawks and Golden Eagles

Southeast Missouri (6-11, 1-3) heads to Tennessee Tech (6-11, 1-3) for an afternoon matchup Saturday. Tip is set for 3 p.m., CT at the Eblen Center.

// Follow the Redhawks

Fans can listen live on the radio at Real Rock 99.3 FM. Erik Sean will be on the call. Video can be accessed online at ESPN+. Live stats are available at TTUSports.com. Updates will be provided on X (formerly Twitter) @SEMOMBB.

// Series History

Saturday marks the 60th meeting between Southeast Missouri and Tennessee Tech. TTU holds a 38-21 lead in the all-time series. A year ago, SEMO won two of three games against the Golden Eagles. The second of those victories was an 89-82 overtime win in the Ohio Valley Conference Tournament championship game in Evansville, Indiana. The Redhawks are 5-25 against TTU in Cookeville and look to end a six-game losing streak at the Eblen Center.

// Road Stretch

The Redhawks will be on the road for four of their next five games. After visiting Tennessee Tech, Southeast Missouri

hosts SIU Edwardsville (Jan. 20) before closing out January on a three-game road trip with stops at UT Martin (Jan. 25), Little Rock (Jan. 27) and Lindenwood (Jan. 30).

// Matinee Matchup

Southeast Missouri and Tennessee Tech head into Saturday's matchup with identical overall (6-11) and Ohio Valley Conference (1-3) records. SEMO and TTU are tied at the bottom of the OVC standings. The Redhawks and Golden Eagles each beat Southern Indiana for their only conference wins of the season.

// Looking to Regroup

The Redhawks fell to their third-straight Ohio Valley Conference loss when they came up short in a 74-68 defeat against Lindenwood at the Show Me Center Thursday. Southeast Missouri also dropped an 83-64 decision to Morehead State (Dec. 31) at home and fell to Western Illinois (Jan. 4), 68-61, on the road. MSU and WIU are tied for first with 4-0 league records. The first-year OVC member Leathernecks are also on a league-best eight-game winning streak.

// Second Half the Difference

Lindenwood scored the first seven points of the second half to open a double-digit

FOLLOW THE REDHAWKS AT **SEMOREDRAWS.COM**



2023-24 SOUTHEAST MISSOURI BASKETBALL NOTES

TENNESSEE TECH // JAN. 13

lead and never looked back en route to getting its first Ohio Valley Conference win over Southeast Missouri Thursday. SEMO trailed by as many as 18 points in the second half before cutting the Lions lead to single digits several times in the final six minutes. Adam Larson's 3-pointer made it a four-point game with 3.3 seconds left, but that was as close as the Redhawks would get. LU shot 62.5 percent (15-of-24) from the field in the second half and was powered by a double-double 42 points and 11 rebounds from Keenon Cole.

// Earley Burst

Josh Earley scored double figures and led the Redhawks in scoring during each of his last three starts. Earley scored 18 points at Western Illinois (Jan. 4), 14 vs. Bethel (Jan. 6) and 16 against Lindenwood (Jan. 11). He shot 61.7 percent (21-of-34) from the field and averaged six rebounds per start in that stretch.

// Back-to-Back Double-Digit Games for Eursher

For the first time in his career, Evan Eursher has scored double figures in back-to-back games. Eursher came off the bench to tie a career-high 13 points vs. Bethel (Jan. 6) and finished with 11 five days later against Lindenwood (Jan. 11).

// Non-Conference Wrap

Southeast Missouri completed the non-conference portion of its schedule with a 71-61 win over Bethel (Jan. 6). SEMO concluded non-league play with a 5-8 record this season. All five of those wins were at the Show Me Center.

// Korn Gets 50th Win

Southeast Missouri gave Brad Korn his 50th win as head coach when it beat Bethel, 71-61, on Jan. 6. Korn is now 50-62 overall and 28-31 in the Ohio Valley Conference in his fourth year at the helm.

// 4-0 vs. NAIA

Southeast Missouri posted a 4-0 record against NAIA teams this year with home wins over Missouri Baptist (Dec. 3), Harris-Stowe (Dec. 6), Lindsey Wilson College (Dec. 17) and Bethel (Tenn.) (Jan. 6). SEMO dominated those games by a combined 337-221 for a +116 scoring margin.

// What a Game!!

Southeast Missouri started Ohio Valley Conference play with a thrilling 93-91 overtime victory over Southern Indiana (Dec. 29). SEMO led, 71-62, with 2:05 left to play in regulation when USI went on a 12-3 run down the stretch to send the game to overtime. Jack Champion made a desperation 3-pointer at the buzzer to tie the game at 74-74 after Rob Martin's two free throws gave the Redhawks a 74-71 lead. SEMO, which never trailed in overtime, edged the Screaming Eagles 19-17 during the extra period. Martin's jumper with 1.1 seconds left sealed the win.

// Nice OVC Debut

Rob Martin averaged 18.7 points per game in his first three career Ohio Valley Conference starts. Martin scored a career-high 29 points, dished out a career-best seven assists and buried a game-winning pullup jumper with 1.1 seconds left to key the Redhawks OVC opening victory over Southern Indiana

(Dec. 29). Two days later, he scored 14 points against Morehead State (Dec. 31). Martin scored over 20 points for the second time this season in his first career OVC start versus USI. Most recently, he finished with 13 points at Western Illinois (Jan. 4). Martin ranks seventh in the OVC in scoring during league play this year.

// Points Off Turnovers

The Redhawk defense forced 19 turnovers against Southern Indiana (Dec. 29), their most against a Division I opponent this season. Southeast Missouri scored a season-high 27 points off turnovers in that game. Aquan Smart had a huge block right before SEMO took a 74-71 lead with seven seconds left in regulation. Smart also scored 19 points as one of three Redhawks with double figures against the Screaming Eagles.

// OVC Membership

The Redhawks are in their 33rd year as a member of the Ohio Valley Conference. Southeast Missouri first joined the OVC when it moved to the Division I level in 1991-92. SEMO holds an all-time record of 210-316 in league games and has put together winning seasons in OVC play a total of eight times. The Redhawks finished fifth in the OVC with a 10-8 record in 2022-23. The 10 conference wins were SEMO's most since 1999-2000 (14-4). The Redhawks also won their first OVC

2023-24 OVC Standings (as of Jan. 12)

	OVC						Overall					
	Record	Pct.	Home	Away	Streak		Record	Pct.	Home	Away	Neutral	Streak
Morehead State	4-0	1.000	2-0	2-0	W4		13-4	.765	8-0	5-4	0-0	W5
Western Illinois	4-0	1.000	2-0	2-0	W4		11-6	.647	7-1	4-5	0-0	W8
SIUE	2-2	.500	2-1	0-1	W1		9-8	.529	7-1	0-7	2-0	W1
UT Martin	2-2	.500	0-2	2-0	L2		9-8	.529	5-2	4-5	0-1	L2
Eastern Illinois	2-2	.500	0-1	2-1	L1		8-9	.471	5-2	2-7	1-0	L1
Little Rock	2-2	.500	1-1	1-1	L1		8-9	.471	7-4	1-4	0-1	L1
Southern Indiana	2-3	.400	1-1	1-2	L2		5-13	.278	4-4	1-9	0-0	L2
Lindenwood	1-2	.333	0-1	1-1	W1		7-9	.438	3-3	2-6	2-0	W1
Tennessee State	1-3	.250	1-1	0-2	L2		8-9	.471	6-1	1-7	1-1	L2
Southeast Missouri	1-3	.250	1-2	0-1	L3		6-11	.353	6-3	0-7	0-1	L1
Tennessee Tech	1-3	.250	0-2	1-1	W1		6-11	.353	4-4	2-7	0-0	W1



Tournament title in over two decades a year ago.

// OVC Openers

With its 93-91 overtime win over Southern Indiana (Dec. 29), Southeast Missouri improved to 11-22 all-time in Ohio Valley Conference openers. SEMO ended a streak of six-straight OVC opening losses. The Redhawks last began league action with a win when they beat Eastern Kentucky on Dec. 31, 2016. It was Brad Korn's first victory in an OVC opener as head coach.

// Lots of Free Throws

Southern Indiana and Southeast Missouri combined to shoot 67 free throws in their first Ohio Valley Conference matchup of the season on Dec. 29. USI made 26-of-33 and SEMO went 21-of-34 at the charity stripe. The Redhawks established new season-highs in both free throws made and free throws attempted. SEMO hit 10-of-13 free throws in the overtime period to nail down its 93-91 victory.

// Redhawks at Home

All six of Southeast Missouri's wins have come at the Show Me Center in 2023-24. SEMO is 6-3 on its homecourt. The Redhawks had a five-game home winning streak that ended against Morehead State (83-64, Dec. 31).

Four of SEMO's home victories were against non-Division I teams.

// Winning December

The Redhawks wrapped up December with a 4-3 record. Southeast Missouri scored 80 or more points in five of its seven December games.

// Branson Makes Season Debut

After missing the first 10 games of the season due to a broken foot injury, Dylan Branson played for the first time against Lindsey Wilson (Dec. 17). Branson is averaging 4.3 points and 3.4 rebounds in seven games and two starts. He started each of Southeast Missouri's last two contests.

// Smart Does it Again

Aquan Smart scored double figures for the fifth-straight time when he dropped in 18 against Lindsey Wilson (Dec. 17). Smart also pulled down seven rebounds and dished out five assists in that game. He scored double figures in seven of his last 11 starts and is tied for second on the team with 9.8 points per game.

// Top Redhawk

Rob Martin is Southeast Missouri's top scorer this season. Martin averages 11.9 points per game as the only Redhawk averaging double figures in the scoring column. He scored double-digits in 10 of

2023-24

Stats Comparison

SEMO	TTU
6-11.....Record	6-11
1-3.....Conference Record	1-3
70.1.....Points Per Game	70.5
74.9.....Opp. Points Per Game	76.6
-4.8.....Scoring Margin	-6.12
.423.....Field Goal Percentage	.454
.466.....Opp. Field Goal Percentage	.459
.307.....3-Point Field Goal Percentage	.321
.326.....Opp. 3-Point Field Goal Percentage	.350
.671.....Free Throw Percentage	.714
.671.....Opp. Free Throw Percentage	.753
32.6.....Rebounds Per Game	31.8
36.1.....Opp. Rebounds Per Game	37.1
-3.5.....Rebounding Margin	-5.3
13.1.....Assists Per Game	12.4
12.8.....Turnovers Per Game	11.9
+0.4.....Turnover Margin	-1.7
3.1.....Blocks Per Game	3.0
5.8.....Steals Per Game	5.0

2023-24

Honors & Awards

OVC Newcomer of the Week

Rob Martin, G (Dec. 11)

PROJECTED STARTERS



1

Rob Martin
G / 5-10 / 160 / So.
St. Louis, Mo.



3

Aquan Smart
G / 6-3 / 175 / Jr.
Evanston, Ill.




4

Adam Larson
F / 6-9 / 180 / So.
Fennimore, Wis.



21

Josh Earley
F / 6-7 / 242 / Sr.
Shawnee Mission, Kan.



33

Dylan Branson
G / 6-5 / 220 / Jr.
St. Louis, Mo.



OVC TOURNAMENT CHAMPIONS | 1999-2000 • 2022-2023

NCAA TOURNAMENT | 1999-2000 • 2022-2023



2023-24 SOUTHEAST MISSOURI BASKETBALL NOTES

TENNESSEE TECH // JAN. 13

his last 12 starts. Martin also leads the Redhawks in assists (55) and minutes played (29.6 mpg).

// Road Warriors

The Redhawks played their eighth road game this season at Western Illinois (Jan. 4). SEMO is presently 0-8 away from Cape Girardeau with a 0-7 mark in true road games. Southeast Missouri dropped 11-straight true road games dating back to 2022-23. SEMO's last true road victory was at Eastern Illinois (79-68) on Jan. 28, 2023.

// Hanback On Target

Reserve center Mason Hanback is shooting 69.2 percent from the field in 14 games off the bench this year. Hanback is 18-of-26 from the floor and has scored in 11 of his last 13 games for the Redhawks.

// Martin Tabbed OVC Newcomer of the Week

Point guard Martin was named Ohio Valley Conference Newcomer of the Week for the first time in his career on Dec. 11. Martin averaged 20.5 points, 4.5 rebounds and five assists in two starts. He shot 69.6 percent (16-of-23) from the field, 55.6 percent (5-of-9) from 3-point range and did not miss a free throw (4-of-4). He scored 19 points in the Redhawks 50-point win over Harris-Stowe (Dec. 6) and followed that up with 22 points at Horizon League leader Purdue Fort Wayne (Dec. 9).

// Biel Emerges

Junior TJ Biel notched season-highs in points (23) and rebounds (9) at Purdue Fort Wayne (Dec. 9). He shot 8-of-11 from the field and made 7-of-9 free throws against the Mastodons. He is fifth on the team in scoring with 7.2 points per game. Biel did not play at Illinois State (Dec. 21) due to concussion protocol.

// Two Over 20

For the first time this season, Southeast Missouri had two players score over 20 points in a game. TJ Biel pitched in 23

points and Rob Martin added 22 at Purdue Fort Wayne (Dec. 9). Combined, SEMO has had three players finish with over 20 points in a game. Adam Larson is the other with 22 vs. Evansville (Nov. 25).

// Better Shooting

The Redhawks shot a season-high 56.1 percent from the field in their latest victory over Lindsey Wilson (Dec. 17). Southeast Missouri made 32-of-57 from the field in that game. It was the Redhawks highest field goal percentage in a non-conference game since they shot 57.1 percent (32-of-56) during the 2021-22 season-opener at Missouri State (Nov. 9, 2021).

// 50-Point Blowout

Southeast Missouri recorded its largest victory in 10 years when it blew away Harris-Stowe, 95-45, on Dec. 6. SEMO shot a season-best 50 percent (35-of-70) from the field and made a season-high 12 three-pointers against the Hornets. It was the biggest win since the Redhawks beat Central Baptist, 118-56 (+62), on Nov. 11, 2013.

// Defense Rests

The Redhawks allowed their lowest point total of the season when they held Harris-Stowe to just 45 points on Dec. 6. It was the second-lowest points Southeast Missouri held an opponent to under Head Coach Brad Korn. The lowest point total given up by the Redhawks stands at 44 vs. Eastern Illinois (Jan. 30, 2021) with Korn at the helm.

// Balanced Effort

Southeast Missouri drained a season-high 12 three-pointers against Harris-Stowe (Dec. 6). Seven different Redhawks buried a three in that game. Rob Martin and Adam Larson paved the way with three apiece, while Aquan Smart followed close behind with two. Evan Eursher, TJ Biel, BJ Ward and Gavyn Elkamil all came off the bench to make one 3-pointer.

SEMO made over 10 three-pointers in a game three times this year.

// Martin Springs for 19 Points

First-year Southeast Missouri point guard Rob Martin scored 19 points in the Redhawks win over Harris-Stowe (Dec. 6). Martin shot 8-of-11 from the field and 3-of-4 from 3-point range. He scored 11 of SEMO's first 16 points of the game.

// Free Throw Margin

Southeast Missouri outscored Missouri Baptist, 26-6, at the free throw line. SEMO's +20 free throw margin is its largest in a game under Head Coach Brad Korn. The Redhawks shot a season-high 78.8 percent (26-of-33) at the charity stripe against the Spartans.

// New Career-High for Larson

Adam Larson scored 10 of his 15 points at the free throw line against Missouri Baptist (Dec. 3). Larson hit a career-high 10-of-12 free throws. He is the only Redhawk to make 10 free throws in a game this season.

// Four See Doubles

A season-high four Southeast Missouri players reached double figures in the scoring column against Missouri Baptist (Dec. 3). Aquan Smart paved the way with 19 points, while Adam Larson followed with 15, Rob Martin had a season-high 12 and TJ Biel chipped in 11 off the bench.

// Martin Fifth in OVC in Assist/Turnover Ratio

Rob Martin ranks fifth in the Ohio Valley Conference in assist/turnover ratio. Martin leads the Redhawks with 55 assists and has turned the ball over 39 times for a 1.4 ratio. He dished out a season-high seven assists against Southern Indiana (Dec. 29).



// Coke Zero Sugar Classic Recap

Adam Larson scored double figures in two games at the Coke Zero Sugar Classic in Chattanooga, Tennessee over Thanksgiving weekend (Nov. 25-26). Southeast Missouri finished the multi-team event at 0-2, falling to Evansville, 94-73, and tournament host Chattanooga, 72-56. Larson averaged 17.5 points per game and made 10 threes in two starts to lead SEMO. The Redhawks fell to 3-6 all-time during in-season tournament play. It was SEMO's second trip to Chattanooga for a tournament around the Thanksgiving holiday. The Redhawks also played in the CBE Classic there during the 2012-13 season. 1-of-14 vs. San Diego Nov. 15, 2014

// Larson Plays Strong

Adam Larson is the Redhawks second-leading scorer with 9.8 points per game through 17 contests. Larson scored a career-high 22 points and made a career-best six 3-pointers vs. Evansville (Nov. 25). A day later, he led the Redhawks with 13 points and hit four more threes at Chattanooga (Nov. 26). Larson started 14-straight games and is second on the team with nine double-digit scoring performances.

// 3-Point Threat

Adam Larson ranks sixth in the Ohio Valley Conference in 3-point field goals made. Larson is shooting 43.5 percent on 40-of-92 from beyond the arc. He made 10 of those 3-pointers in two games at the Coke Zero Sugar Classic (Nov. 25-26). Larson buried a career-high six treys vs. Evansville (Nov. 25), falling just three shy of tying his program's single-game record in made threes. Larson drained three or more 3-pointers in eight games this season. He made a 3-pointer in 10-straight contests.

// Tale of Two Halves

Through 17 games, Southeast Missouri has been a better team in the second half than it has in the first. SEMO trailed by double figures in the first half a total of seven times and fell behind by 12 or more in the opening five minutes on three occasions. Opponents are outscoring the Redhawks, 635-538, in the first half. Meanwhile, SEMO won the second half eight times and holds a 634-621 advantage in the final 20 minutes. SEMO overcame a 12-point second half deficit to get its first win of the season vs. Central Arkansas (Nov. 20).

// Career-High in Assists

Aquan Smart notched a career-high eight assist to go along with his 10 points against Harris-Stowe (Dec. 6). Smart had all but two of those assists in the first half. He ranks second on the team with 49 assists this season.

// Idada Steps Up

Southeast Missouri 7-footer David Idada put together a strong showing at Chattanooga (Nov. 26). Idada scored six points and became the first Redhawk to get double-digit rebounds when he grabbed 12 in that contest. Since he joined the starting lineup in the last two games, Idada finished with nine boards vs. Missouri Baptist (Dec. 3) and seven against Harris-Stowe (Dec. 6).

// Happy to Assist You

Point guard Rob Martin leads the Redhawks with 55 assists through 17 starts this year. Martin is averaging 3.3 assists per game and has dished out four or more on six occasions. His season-high is seven against Southern Indiana (Dec. 29). Martin ranks fifth in the Ohio Valley Conference in assists per game.

// Redhawks Get First Win

Southeast Missouri picked up its first win of the season with a 70-68 come-from-behind victory over Central Arkansas (Nov. 20). SEMO overcame a 12-point

deficit in the second half and won the game on a baseline jumper by Aquan Smart with seven seconds left. Smart hit his game-winner with one second remaining on the shot clock, as well.

// 3-Pointer Streak

As a team, Southeast Missouri has made at least one 3-pointer in 476 consecutive games. The last time SEMO did not make a 3-pointer was vs. Western Illinois (0-of-6) on Dec. 10, 2008.

// Over 50

Adam Larson surpassed 50 three-pointers made in his career when he shot 71.4 percent (10-of-14) from beyond the arc last weekend at the Coke Zero Sugar Classic (Nov. 25-26). Larson currently has 78 career 3-pointers made.

// Free Throw Comparison

Opponents are shooting 25 free throws per game and hold a +6.1 advantage over Southeast Missouri's 18.9 free throw attempts per game this season. SEMO has been outscored at the free throw line, 288-216 (-72), through 17 games. The Redhawks are shooting 67.1 percent (216-of-322) at the charity stripe.

// About Tennessee Tech

Tennessee Tech, which did not play Thursday, goes after its second-straight Ohio Valley Conference win after beating Southern Indiana, 73-59, on Jan. 6. TTU ended a four-game losing streak with that victory. Jayvis Harvey is the Golden Eagles top scoring threat with 15.5 points per game. Harvey ranks eighth among the league's top 10 scorers. David Early is not far behind Harvey at 10th in the OVC with 14.3 points per contest. TTU is last in the conference in steals averaging just five per game.

// Smart Sticks Winning Shot

Guard Aquan Smart drove to his right and buried a baseline jumper with seven seconds left to give Southeast Missouri its first victory of the season vs. Central



2023-24 SOUTHEAST MISSOURI BASKETBALL NOTES

TENNESSEE TECH // JAN. 13

Arkansas (Nov. 20). Smart was 2-of-10 from the field before the decisive shot. He finished with nine points and five rebounds against the Bears.

// Earley Establishes New Career-High

Josh Earley scored a career-high 19 points in the Redhawks recent win over Central Arkansas (Nov. 20). Earley made a near-perfect 8-of-9 field goals and went 3-of-4 at the free throw line. He also grabbed seven rebounds.

// Elkamil and Eursher Come Up Big

Gavyn Elkamil and Evan Eursher each pitched in double figures off the bench to give Southeast Missouri a nice lift against Central Arkansas (Nov. 20). Elkamil scored 11 points for his first double-digit game as a Redhawk. Eursher followed close behind with 10 points and a career-best six rebounds. Elkamil made two-straight 3-pointers to get SEMO within three late in the second half. Eursher then buried a pair of 3-pointers with his second giving the Redhawks a one-point lead with 1:23 to go. Elkamil (3) and Eursher (2) combined for five of SEMO's six 3-pointers in the contest.

// Clark Out for Season

Forward Kobe Clark, after playing the first three games in 2023-24, is out the rest of the season due to a knee injury. Clark was Southeast Missouri's top rebounder with 5.7 per game at the time of his injury.

// Redhawks Drop Season-Opener at Grand Canyon

The Redhawks opened their 2023-24 season with an 88-67 loss at reigning Western Athletic Conference Tournament Champion Grand Canyon (Nov. 6). Adam Larson led Southeast Missouri with 13 points off the bench and Josh Earley followed with 10 as the Redhawks other double-digit scorer. SEMO outscored the Lopes, 37-34, in the second half.

// Season-Openers

With its loss to Grand Canyon (Nov. 6), Southeast Missouri dropped to 19-20 in season-opening games during its NCAA Division I era. Brad Korn is 3-1 in season-openers as the Redhawks head coach. All four of those matchups were on the road.

// Starting Debuts

Four of five players made their starting debuts for Southeast Missouri at Grand Canyon (Nov. 6). Guards Rob Martin, TJ Biel and Braxton Stacker, and forward Josh Earley started for the first time as Redhawks. Earley, who played in 31 games off the bench a year ago, scored 10 points against the Lopes.

// Welcome to Division I Basketball

Four players, including TJ Biel, David Idada, BJ Ward and Marqueas Bell played in their first NCAA Division I basketball game at Grand Canyon (Nov. 6). Biel spent the last two years at the junior college level and Idada sat out the 2022-23 season due to NCAA regulations. Meanwhile, Ward and Bell are true freshmen on this year's roster. Biel had eight points and four rebounds, and Ward dished out a game-high five assists and had no turnovers against the Lopes.

// Redhawks Down Henderson State in Only Exhibition Matchup

Aquan Smart scored 16 points, grabbed six rebounds and had six assists to lead Southeast Missouri to a 76-61 exhibition win over Henderson State in exhibition action on Oct. 23. Smart scored 10 of his points in the first half and did not miss a free throw going 8-of-8 at the charity stripe. SEMO trailed, 22-16, with 10:53 remaining in the first half when it used an 11-0 run to take a five-point advantage. Evan Eursher made a jumper to get the Redhawks within two and Braxton Stacker threw an alley oop pass to TJ Biel who threw down a dunk to tie the game at 22-22. Smart then drained a 3-pointer off a HSU turnover and Josh

Earley added a second-chance layup to push SEMO's lead to 27-22 with just under seven minutes left. The Reddies tied things up at 29-29 at the 4:31 mark, but the Redhawks built their biggest lead of the half at 38-32 on two free throws by Smart. Tim McDonald's 3-pointer at the buzzer narrowed the score to 38-35 at the intermission. SEMO never trailed again and got a nice lift from Earley to start the second half. Earley scored the first eight points in 3:16. His dunk at the end of that stretch extended the Redhawks lead to 46-37 with 16:44 to go. Shortly after Ken Lewis made two free throws to get HSU within three (48-45), David Idada scored in the paint and Gavyn Elkamil rebounded a missed 3-pointer by Biel and scored to put SEMO ahead, 52-45, with 10:41 left. Stacker's corner 3-pointer ran the Redhawks lead to double-digits (55-45). That make was part of a 7-0 run for SEMO during a period where HSU didn't score for over four-and-a-half minutes. Dylan Branson's second-chance layup gave SEMO a 63-50 lead. The Reddies, however, kept chipping away and countered with a 9-0 run. McDonald's two free throws closed SEMO's lead to 63-59 with 4:19 to go and that was as close as HSU could get the rest of the way. BJ Ward knocked down a jumper and Stacker stole the ball and scored on a fast break dunk to widen SEMO's margin to 67-59. Ward and Elkamil each buried a 3-pointer to polish off SEMO's 15-point preseason win. Smart led five Redhawks with double figures in the scoring column. Earley followed with 12 points, while Biel, Stacker and Ward pitched in 10 apiece. SEMO shot 41.3 percent (26-of-63) from the field and 81 percent (17-of-21) at the free throw line for the game. The Redhawks also outrebounded the Reddies, 40-34.

// Year Four for Korn

Brad Korn is in his fourth year as Southeast Missouri's head coach. Korn led SEMO to its first Ohio Valley Conference Tournament title and NCAA Tournament appearance in over two decades during



the 2022-23 season. SEMO became the first #5 seed to ever win the OVC Tournament winning four games in four days along the way. Korn is 50-62 overall and 28-31 in the OVC as the Redhawks head coach.

// Returning Starters

Guards Dylan Branson and Aquan Smart are the only starters returning from a year ago. Branson is the most experienced on Southeast Missouri's roster. A two-year starter who is in his fourth year with the program, Branson played in a total of 95 games and made 54 starts in his career. In 2022-23, he averaged 6.8 points and 4.6 rebounds per game. Branson ranked fifth on the team with 26 three-pointers made, dished out 60 assists and added 30 steals. Smart started 25 of 32 games averaging 7.4 points and 3.1 rebounds. He ranked second on the team in both assists (70) and steals (48).

// Statistically Speaking

In league play alone, Southeast Missouri was the top Ohio Valley Conference scoring team with an average of 81.4 points per game. The Redhawks put up 80 or more points in 11 of their 18 OVC contests. Overall, SEMO was first in the league in turnover margin (+1.56) forcing an average of 14.6 per game. The Redhawks assisted on 497 of their 958 made field goals at a rate of 51.8 percent during the 2022-23 campaign. The 497 assists were fifth-most in program history. SEMO also established top-five single-season marks during their program's tenure in OVC wins (t4th, 10), points (3rd, 2,798), field goals attempted (2nd, 2,191), 3-pointers made (2nd, 286), 3-pointers attempted (1st, 875), free throws made (3rd, 587), free throws attempted (4th, 828) and steals (2nd, 251).

// Experienced Veteran

Dylan Branson is the most experienced on Southeast Missouri's 15-man roster this season. Branson has played in 98 games and made 56 starts in his career. A two-year

starter, Branson is in his fourth year with the program. He entered the 2023-24 season with a streak of 22 consecutive starts.

// Korn Contract Extension

Southeast Missouri Head Coach Brad Korn agreed to a four-year contract extension through the 2026-27 season, Vice President for Intercollegiate Athletics Brady Barke announced on July 26, 2023. Korn's new contract will run through April 30, 2027.

// Newest Redhawks

The Redhawks welcome six new players, including three transfers and three freshmen. Guard Rob Martin spent the 2022-23 season at Missouri Valley Conference member Indiana State. Martin played in 12 games as a reserve finishing with 11 points, nine assists and four rebounds. TJ Biel, another guard, started four of nine games while averaging 9.3 points and 4.1 rebounds in one season at Triton College. Before that, Biel was an All-Region 24 honoree at Vincennes University in 2021-22. Guard Braxton Stacker comes to SEMO from former Ohio Valley Conference member Murray State, where he grabbed four rebounds in 12 games off the bench last season. Guards Marques Bell, BJ Ward and Asa Barnes are the freshmen. A Missouri Basketball Coaches Association Class 6 All-State selection, Bell scored 20.7 points and averaged 5.1 rebounds as a senior at Park Hill High School. He is the younger brother of former Michigan and current San Francisco 49ers wide receiver Ronnie Bell. Ward was a three-year starting point guard at Chaminade College Preparatory School. He averaged 14.8 points and led the team with 195 assists and 33 steals his senior year. A walk-on, Barnes joins the Redhawks from Wichita Southeast High School. He is the younger brother of Israel Barnes, who played one season at SEMO in 2022-23.

// Season 117

Southeast Missouri is in its 117th season of basketball. This year marks SEMO's 33rd as an NCAA Division I program. The Redhawks are 393-567 since joining the Division I ranks in 1991-92. SEMO has a total of nine winning seasons, one Ohio Valley Conference regular-season title (1999-2000), two OVC Tournament crowns (1999-2000, 2022-23) and two NCAA Tournament appearances (1999-2000, 2022-23) as a Division I program.

// Up Next

Southeast Missouri returns to Cape Girardeau to host SIU Edwardsville on Jan. 20.



2023-24 SOUTHEAST MISSOURI BASKETBALL NOTES

ROSTER

1	Rob Martin Guard / 5-10 / 160 / So. St. Louis, Mo. / Christian Brothers H.S. / Indiana State	Notes: First on the team in scoring with 11.9 ppg...Leads the team with 55 assists and ranks fifth in the Ohio Valley Conference with 3.2 assists per game...Scored double figures in 10 of his last 12 starts...Averages 16.8 points per game in OVC play.
2	BJ Ward Guard / 6-0 / 180 / Fr. St. Louis, Mo. / Chaminade College Prep School	Notes: Averages 3.6 ppg and stands third on the team with 33 assists...Played in 16 games off the bench.
3	Aquan Smart Guard / 6-3 / 175 / Jr. Evanston, Ill. / Niles North H.S. / Florida International	Notes: Buried the game-winning shot to give SEMO its first win of the season vs. Central Arkansas (11/20)...Averages 9.8 points and 3.2 rebounds in 17 starts...Scored double figures in seven of his last 12 starts...Tied for second on the team in scoring.
4	Adam Larson Forward / 6-9 / 180 / So. Fennimore, Wis. / Fennimore H.S.	Notes: Tied for second on the team in scoring with 9.8 ppg...Started each of the last 14 games...Scored a career-high 22 points and made a career-best six 3-pointers vs. Evansville (11/25)...Leads the team in 3-pointers made and 3-pt FG percentage.
5	TJ Biel Guard / 6-7 / 205 / Jr. Calgary, Alberta, Canada / Edge School / Triton College	Notes: Averages 6.8 points and 3.5 rebounds per game...Scored double figures in three games with 11 points vs. Evansville (11/25) and Missouri Baptist (12/3), and a season-high 23 at Purdue Fort Wayne (12/9).
10	David Idada Center / 7-0 / 250 / So. Barendrecht, Netherlands / Golden State Prep	Notes: Averages 1.9 points and 2.9 rebounds per game...Had a season-high six points and 12 rebounds in 15 minutes off the bench at Chattanooga (11/26)...Tied for first on the team with 10 blocks...Started three games.
11	Evan Eursher Guard / 6-2 / 177 / So. Hendersonville, Tenn. / The Webb School	Notes: Scored double figures for the first time this season when he dropped in 10 and added a career-high six rebounds vs. Central Arkansas (11/20)...Averages 4.6 points and 2.8 rebounds...Finished with double-digit points in last two games.
12	Asa Barnes Guard / 6-2 / 165 / Fr. Wichita, Kan. / Wichita Southeast H.S.	Notes: Did not play the first 17 games.
21	Josh Earley Forward / 6-7 / 242 / Sr. Shawnee Mission, Kan. / Bishop Miege H.S. / Tulsa	Notes: Scored double figures five times...Ranks fourth on the team in scoring with 8.2 points per game and second with 3.7 rebounds per contest...Scored over 10 points in each of his last three starts.
22	Gavyn Elkamil Guard / 6-5 / 190 / So. Pittsburg, Kan. / Link Prep Academy / Tulsa	Notes: Registered double figures in the scoring column for the first time in his career when he had 11 points off the bench vs. Central Arkansas (11/20)...Averages 2.7 points and 2.2 rebounds per contest.
24	Kobe Clark Forward / 6-6 / 180 / Jr. St. Louis, Mo. / Vashon H.S. / Georgetown	Notes: Played in the first three games of the season...Is out the rest of the 2023-24 campaign with a knee injury.
33	Dylan Branson Guard / 6-5 / 220 / Jr. St. Louis, Mo. / Mehlville H.S.	Notes: Played in seven games and made two starts after missing the first 10 contests of the season with a broken foot injury...Averages 4.3 points and 3.4 rebounds per game.
35	Mason Hanback Center / 7-0 / 245 / So. Jackson, Tenn. / Tennessee Prep	Notes: Played in 15 games...Logged six minutes off the bench in his first game of the year at Butler (11/10)...Leads the team with a .692 field goal percentage.
44	Braxton Stacker Guard / 6-5 / 185 / So. Fairview Heights, Ill. / Cardinal Ritter H.S. / Murray State	Notes: Ranks fifth on the team in scoring with 7.2 points per game in 17 games and 15 starts...Scored double figures on three occasions...Tied for first on the team with 10 blocks.
55	Marqueas Bell Guard / 6-3 / 165 / Fr. Kansas City, Mo. / Park Hill H.S.	Notes: Averages 2.4 points and 1.2 rebounds per game in 11 contests off the bench...Finished with six points and three rebounds at Butler (11/10)...Made a season-high three free throws vs. Lindenwood (1/11).



ALPHABETICAL ROSTER

No.	Name	Pos.	Ht.	Wt.	Cl.	Hometown (High School/College)
12	Asa Barnes	G	6-2	165	Fr.	Wichita, Kan. (Wichita Southeast)
55	Marqueas Bell	G	6-3	165	Fr.	Kansas City, Mo. (Park Hill)
5	TJ Biel	G	6-7	205	Jr.	Calgary, Alberta, Canada (Edge School/Triton College)
33	Dylan Branson	G	6-5	220	Jr.	St. Louis, Mo. (Mehlville)
24	Kobe Clark	F	6-6	180	Jr.	St. Louis, Mo. (Vashon/Georgetown)
21	Josh Earley	F	6-7	242	Sr.	Shawnee Mission, Kan. (Bishop Miege/Tulsa)
22	Gavyn Elkamil	G	6-5	190	So.	Pittsburg, Kan. (Link Prep Academy/Tulsa)
11	Evan Eursher	G	6-2	177	So.	Hendersonville, Tenn. (The Webb School)
35	Mason Hanback	C	7-0	245	So.	Jackson, Tenn. (Tennessee Prep)
10	David Idada	C	7-0	250	So.	Barendrecht, Netherlands (Golden State Prep)
4	Adam Larson	F	6-9	180	So.	Fennimore, Wis. (Fennimore)
1	Rob Martin	G	5-10	160	So.	St. Louis, Mo. (Christian Brothers/Indiana State)
3	Aquan Smart	G	6-3	175	Jr.	Evanston, Ill. (Niles North/Florida International)
44	Braxton Stacker	G	6-5	185	So.	Fairview Heights, Ill. (Cardinal Ritter/Murray State)
2	BJ Ward	G	6-0	180	Fr.	St. Louis, Mo. (Chaminade Prep School)

Head Coach: Brad Korn, Fourth Year (Southern Illinois, 2004)

Assistant Coach: J.R. Reynolds, Second Year (Eastern Illinois, 2004)

Assistant Coach: Connor Wheeler, Second Year (SIU Edwardsville, 2016)

Assistant Coach: LaDon Champagnie, First Year (Missouri Baptist, 2013)

Director of Operations: Ryan Strohm, First Year (Greenville College, 2016)

Managers: Jake Stinson, Brett Hassel, Ryan Standley, Connor Cameron

SEMO
BASKETBALL

BREAKDOWN BY CLASS

Total Squad Members	15
Seniors	1
Juniors	4
Sophomores	7
Freshmen	3

GEOGRAPHICAL

Canada	1
Illinois	2
Kansas	3
Missouri	5
Netherlands	1
Tennessee	2
Wisconsin	1

BY POSITION

Center	2
Forward	3
Guard	10

PRONUNCIATIONS

Marqueas Bell	mar-KEZ
TJ Biel	beel
Gavyn Elkamil	elk-uh-mill
Evan Eursher	urr-sure
Mason Hanback	hand-back
David Idada	EE-dah-dah
Aquan Smart	uh-QWAN

OVC TOURNAMENT CHAMPIONS | 1999-2000 • 2022-2023

NCAA TOURNAMENT | 1999-2000 • 2022-2023



2023-24 SOUTHEAST MISSOURI BASKETBALL NOTES

RADIO/TV ROSTER



1 | **Rob Martin**
G / 5-10 / 160 / So.
St. Louis, Mo.



2 | **BJ Ward**
G / 6-0 / 180 / Fr.
St. Louis, Mo.




3 | **Aquan Smart**
G / 6-3 / 175 / Jr.
Evanston, Ill.



4 | **Adam Larson**
F / 6-9 / 180 / So.
Fennimore, Wis.



5 | **TJ Biel**
G / 6-7 / 205 / Jr.
Calgary, Alberta, Canada



10 | **David Idada**
C / 7-0 / 250 / So.
Barendrecht, Netherlands



11 | **Evan Eursher**
G / 6-2 / 177 / So.
Hendersonville, Tenn.



12 | **Asa Barnes**
G / 6-2 / 165 / Fr.
Wichita, Kan.



21 | **Josh Earley**
F / 6-7 / 242 / Sr.
Shawnee Mission, Kan.




22 | **Gavyn Elkamil**
G / 6-5 / 190 / So.
Pittsburg, Kan.



24 | **Kobe Clark**
F / 6-6 / 180 / Jr.
St. Louis, Mo.



33 | **Dylan Branson**
G / 6-5 / 220 / Jr.
St. Louis, Mo.



35 | **Mason Hanback**
C / 7-0 / 245 / So.
Jackson, Tenn.



44 | **Braxton Stacker**
G / 6-5 / 185 / So.
Fairview Heights, Ill.



55 | **Marqueas Bell**
G / 6-3 / 165 / Fr.
Kansas City, Mo.



Brad Korn
Head Coach
Fourth Year



J.R. Reynolds
Assistant Coach
Second Year




Connor Wheeler
Assistant Coach
Second Year



LaDon Champagnie
Assistant Coach
First Year



Ryan Strohm
Director of Operations
First Year



2023-24 SCHEDULE

November 8 at Grand Canyon	9 p.m.	January 11 Lynchburg	7:30 p.m.
November 10 at Butler	FS2 7:30 p.m.	January 13 at Tennessee Tech	9 p.m.
November 15 Tennessee	6:30 p.m.	January 20 SIU Edwardsville	3:45 p.m.
November 20 Central Arkansas	6:30 p.m.	January 25 at UT Martin	2:30 p.m.
November 25 vs. Evansville 1	TBA	January 27 at Little Rock	3 p.m.
November 28 at Chattanooga 1	7 p.m.	January 30 at Louisville	2:30 p.m.
November 29 at Kennesaw St.	7 p.m.	February 3 Western Illinois	3:45 p.m.
December 3 Missouri Pacific	3 p.m.	February 8 Tennessee Tech	2:30 p.m.
December 5 Harris-Stowe	6 p.m.	February 10 Tennessee State	3:45 p.m.
December 9 at Butler East-McKenzie	8 p.m.	February 15 at Tennessee Tech	2:30 p.m.
December 12 Lindsey Wilson College	3 p.m.	February 17 at SIU Edwardsville	3:30 p.m.
December 14 Southern Indiana	7 p.m.	February 22 Lynchburg	2:30 p.m.
December 18 at Southern Indiana	7:30 p.m.	February 24 UT Martin	3:45 p.m.
December 21 Hennepin State	3:15 p.m.	February 29 at Tennessee State	6 p.m.
January 4 at Missouri State	7:30 p.m.	March 2 at Tennessee Tech	7:30 p.m.
January 10 Bethel (Tenn.)	3 p.m.	March 5-8 OVC Tournament: Evansville, Ind.	

■ Home ■ Away ■ Neutral
 All times Central and Subject to Change
 * denotes Ohio Valley Conference game
 1 - College Basketball Super Classic (Chattanooga, Tenn.)



available upon request. Korn will address any media immediately after his postgame radio obligation with the Redhawks Radio Network.

// Photographers/Videographers

Photographers and videographers working the floor level at the Show Me Center are required to shoot from behind the dash lines along the baselines and must sit on the floor in those areas. The Strategic Communications Department may identify other positions off the court where photographers/videographers may work, provided the view is not blocked for fans. At no time may photographers/videographers work directly from behind the official scorer's table and team benches, and in front of any courtside signage. No tripods may be placed on or beside the court and flash photography is strictly prohibited.

// Visiting Radio

A courtesy ethernet line is available for official visiting team radio use at the Show Me Center. If additional lines are needed, they must be secured by calling (573) 651-2275 at least one week in advance. Space along with ethernet lines and multiple live camera angles will be provided. Contact Jeff Honza for more information.

// Basketball Radio Show

Southeast Missouri's basketball radio show will be on Mondays at Wings Etc. with shows at the Cape Girardeau (3047 William Street), Jackson (2003 E. Jackson Blvd.) and Dexter (529 N. Walnut) locations during the season. The radio show airs live from Noon-1 p.m., CT, on ESPN 93.5 FM and 1220 AM each week. You can also watch all of Southeast Missouri's basketball radio shows live online at SMOESPN.com.

// Strategic Communications

The Southeast Missouri Strategic Communications Office is always willing to assist the media with their coverage of Redhawk basketball. All media and credential requests should be made to Associate Director of Athletics Jeff Honza. Should you need any information, feel free to call anytime, day or night. Honza can be reached at (573) 651-2933 (work) or (618) 528-1145 (mobile).

// In-Season Interview Policy

All of Southeast Missouri's basketball student-athletes and coaches will be available to the media throughout the 2023-24 season. Interviews should be arranged through the Southeast Missouri Strategic Communications Office. Interviews with players and coaches will be conducted either before or after practices during the season. Please let the Strategic Communications Office know if you plan to attend practice. Practices are held at either the Show Me Center or Student Recreation Center.

// Credentials

Credentials are required for entrance to the Show Me Center. To request season or single-game credentials, please contact Jeff Honza in the Southeast Missouri Strategic Communications Office by phone at (573) 651-2933 or email at redhawk1@me.com/

jhonza@semo.edu. Credentials can be picked up at the NCAA Pass Gate located at the Northeast entrance of the Show Me Center. Southeast Missouri follows the guidelines set forth by the NCAA governing the issuance of credentials. Press credentials will be issued to accredited sports writers of daily and weekly newspapers. Photo passes will be issued to accredited members of the photo media working for newspapers and television stations. All credential requests should come from sports editors, directors or anchors. Spouses, dates and minors will not be permitted on Press Row or in the press areas at the Show Me Center. Any unauthorized use of credentials will result in revocation of credentials issued by Southeast Missouri State University and credential requests will not be honored for future SMO athletic events.

// Postgame Interviews

The Southeast Missouri Strategic Communications staff will make requested student-athletes available to the media at the conclusion of each game. Head Coach Brad Korn's first postgame responsibility after meeting with the team is his live radio show. Korn and selected student-athletes will address the media after every game and the opposing head coach will be



2023-24 SOUTHEAST MISSOURI BASKETBALL NOTES

HEAD COACH BRAD KORN



BRAD KORN

// Head Coach // Fourth Year // Southern Illinois, 2004

Brad Korn has the spotlight back on Southeast Missouri basketball entering his fourth year as head coach.

In 2022-23, Korn led SEMO to a remarkable postseason run that resulted in the Redhawks winning their first Ohio Valley Conference Tournament title

and advancing to the NCAA Tournament for the first time in over two decades.

SEMO, which became the first #5 seed to ever win the OVC Tournament, won four games in four days to hoist its first trophy since 1999-2000. Along the way, the Redhawks knocked off the tourney's top two seeds

in #1 Morehead State and #2 Tennessee Tech to claim only their second NCAA Tournament berth in program history.

The Redhawks finished their historic 2022-23 campaign at 19-17 overall and 10-8 in the OVC. SEMO snapped a streak of eight-straight losing records by posting both overall and OVC winning records in a season for the first time since 2004-05.

The Redhawks 10 conference wins were their most in a season since the 1999-2000 team went 14-4.

Guards Chris Harris (1,169) and Phillip Russell (1,016), both 1,000-point scorers in their careers, earned All-OVC honors. Russell garnered first-team accolades and Harris was a second-team selection. Both also made the OVC Tournament Team with Harris taking the event's coveted Most Valuable Player honor.

In conference play alone, SEMO was the league's top scoring team with an average of 81.4 points per game in 2022-23. The Redhawks put up 80 or more points in 11 of their 18 league contests. Overall, SEMO was first in the OVC in turnover margin (+1.56) forcing 14.6 per game.

Korn's 2022-23 squad assisted on 497 of 958 made field goals at a rate of 51.8 percent. The Redhawks' 497 assists were the fifth-most in a season in program history. SEMO's 36 games played are the most in a season all-time. The Redhawks also established top-five single-

season marks during their program's tenure in OVC wins (4th, 10), points (3rd, 2,798), field goals attempted (2nd, 2,191), 3-pointers made (2nd, 286), 3-pointers attempted (1st, 875), free throws made (587, 3rd), free throws attempted (4th, 828), assists (5th, 497) and steals (2nd, 251).

SEMO's storybook 2022-23 season received unprecedented media attention. Korn and Harris were featured in a live interview with Inside College Basketball studio hosts Clark Kellogg, Seth Davis, Greg Gumbel and Jay Wright on Selection Sunday prior to the Atlantic 10 Championship game. Several national media outlets latched on to the Redhawks not soon to be forgotten run.

Korn became just the second head coach in SEMO basketball history to lead his team to back-to-back trips to the OVC Tournament semifinals (2022, 2023) and reach the tournament's title game (2023).

His team records steadily improved over his first three seasons at the helm going from 11 victories during his year in 2020-21, to 14 in 2022-22 and 19 in 2022-23.

The OVC Tournament semifinal appearance in 2021-22 was SEMO's first in 17 years. The Redhawks were 14-18 overall and fourth in the conference with an 8-9 mark.

That year SEMO again had two All-OVC performers. Eric Reed, Jr. claimed first-team accolades and Russell was a





second-team pick.

Statistically, the Redhawks completed the 2021-22 campaign ranked among the top three in the OVC in scoring offense (3rd, 75.6 ppg), free throw percentage (2nd, .732), turnover margin (3rd, +0.41) and 3-point field goals made (1st, 281).

Korn's first head coaching job came anything but easy first taking over at SEMO in the middle of a global COVID-19 pandemic.

Throughout all the challenges and uncertainties during an unprecedented 2020-21 season, Korn led his first SEMO club to an overall record of 11-16 and seventh-place showing in the OVC.

The Redhawks made the OVC Tournament for the first time since 2016-17 and saw a +4 improvement in total wins and +6 jump in OVC victories from the season before. At the time, SEMO's nine conference victories matched the program's most in a season in 20 years.

SEMO rated among the top five OVC teams in 3-point field goal percentage (5th, .352), rebounding margin (5th, +2.2), defensive rebounds (5th, 25.6 per game) and defensive rebound percentage (1st, .764).

Korn was officially introduced as SEMO's head coach on Mar. 23, 2020 and is the seventh head coach in the program's NCAA Division I era (since 1991-92).

Prior to arriving in Cape Girardeau, Korn spent five

years at Big 12 Conference member Kansas State working four seasons as an assistant coach and one as the program's Director of Operations.

In his final four years back at K-State after returning following a three-year stint at Missouri State (2013-16), Korn helped the Wildcats to 82 wins and three-straight NCAA Tournaments. K-State posted consecutive 25-win campaigns for the first time in school history (2017-18, 2018-19).

During his first year back in 2016-17, the Wildcats won 21 games, including eight over teams that advanced to the postseason and knocked off Wake Forest in the NCAA First Four before losing to #18 Cincinnati in the NCAA South Regional First Round.

Working primarily with the post players, Korn was a big influence on the development of two-time All-Big 12 First Team selection Dean Wade, who became the fourth Wildcat to earn All-Big 12 First-Team honors in 2018 and just the second to do so in back-to-back seasons. Wade is one of just three players to rank in the school's Top 10 in both career scoring (1,510) and rebounding (685). He was instrumental in the progress of Makol Mawien, who has started every game in his K-State career and emerged as one of the top big men in the Big 12.

Korn was also key in the growth of All-Big 12 selections Wesley Iwundu and D.J. Johnson



during his first season as an assistant coach in 2016-17. Iwundu, who was twice named Third Team All-Big 12, became the first Wildcat since 2008 to be taken in the NBA Draft when he was selected with 33rd overall pick by the Orlando Magic. Johnson, an honorable mention all-league selection, broke the career field goal percentage record at 59.5 percent, while setting the single-season mark for the second consecutive season at 62.3 percent in 2016-17.

Korn spent one season on Bruce Weber's inaugural staff at K-State as Director of Operations in 2012-13, helping the Wildcats to a 27-8 overall

record and their first-ever Big 12 regular-season title. It was the school's first conference title since 1977, while the 27 wins rated second-most in school history.

Overall, he has 19 years of Division I experience, which includes time at his alma mater – Southern Illinois (2004-12). Korn has extensive ties to Weber after playing his first four years (1999-2003) for him at Southern Illinois. He redshirted in 1999-2000 before playing the next three years for Weber. He concluded his playing career for (current Purdue head coach) Matt Painter in 2003-04 before spending the next eight years (2004-12) at SIU as an assistant



HEAD COACH BRAD KORN

for then-Saluki head coach and then-K-State associate head coach Chris Lowery.

Korn returned to Manhattan in May 2016 after three seasons at Missouri State, where he served as an assistant coach to then-head coach Paul Lusk from 2013-16. At MSU, he helped the Bears to 44 wins, including a 20 -win season and a trip to the CollegelInsider.com Tournament in 2013-14.

Korn helped mentor a number of All-Missouri Valley honorees during his stay at Missouri State, including 2014 All-MVC Second-Team selection Jarmar Gulley and 2016 MVC Newcomer of the Year Dequon Miller. In addition, he coached three MVC All-Freshman Team honorees in Austin Ruder in 2014 and Obediah Church and Jarred Dixon in 2016 as well as two Most Improved Team members (Dorrian Williams in 2015 and Chris Kendrix in 2016).

Prior to his first stint at K-State, Korn spent eight years (2004-12) at Southern Illinois, including his final six years as a full-time assistant under Lowery. He helped the Salukis post a 145-116 (.556) overall record with four postseason appearances, two Missouri Valley Conference championships and one State Farm Missouri Valley Conference Tournament title. The squad won 20 or more games and advanced to the NCAA Tournament on three occasions (2005, 2006, 2007) during his tenure as an assistant coach, including a 2007 trip to

the Sweet 16. He was a graduate assistant at SIU his first two years before being elevated to a full-time assistant coach on Jan. 31, 2006.

A native of Plano, Illinois, Korn helped the Salukis through one of their greatest periods of success from 1999 to 2004. The squad went from 16 wins his redshirt-freshman season to three consecutive NCAA Tournament appearances under Weber and Painter. He was also a part of three Missouri Valley regular season championships as a player.

The 6-foot-9 forward saw action in 121 games in his career, averaging 5.2 points and 2.3 rebounds in 14.5 minutes per game. As a senior, he averaged 9.7 points on 41 percent shooting with four rebounds and 1.9 assists in helping SIU to 25 wins and a 17-1 mark in MVC play. He was named to the league's Most Improved Team.

Korn earned a bachelor's degree in Marketing from Southern Illinois in 2004 and his master's degree in Administrative Studies from Missouri State in 2016.

He resides in Cape Girardeau with his wife, Kristin, and daughters Brielyn and Ashtyn.

The Korn File

Experience:

19th Year (Fourth at SEMO)

Hometown:

Plano, Ill.

Birthdate:

August 22, 1981

Alma Mater:

Southern Illinois, 2004

Education:

BB.A. Marketing (Southern Illinois)
Master's Administrative Studies (Missouri State)

Date Hired:

March 23, 2020

Family:

Wife - Kristin
Children - Brielyn, Ashtyn

Playing Experience:

Southern Illinois, 1999-04

Coaching Experience:

Southern Illinois, Graduate Asst., 2004-06
Southern Illinois, Assistant Coach, 2006-12
Kansas State, Dir. of Operations, 2012-13
Missouri State, Assistant Coach, 2013-16
Kansas State, Assistant Coach, 2016-20
Southeast Missouri, 2020-pr.





Korn Year-by-Year Records

Year	School	Assignment	Record	Conference/Finish	Postseason
2004-05	Southern Illinois	Graduate Assistant	27-8	15-3/1st	NCAA Second Round
2005-06	Southern Illinois	Graduate Assistant	22-11	12-6/2nd	NCAA First Round
2006-07	Southern Illinois	Assistant Coach	29-7	15-3/1st	NCAA Sweet 16
2007-08	Southern Illinois	Assistant Coach	18-15	11-7/3rd	NIT Second Round
2008-09	Southern Illinois	Assistant Coach	13-18	8-10/5th	-
2009-10	Southern Illinois	Assistant Coach	15-15	6-12/9th	-
2010-11	Southern Illinois	Assistant Coach	13-19	5-13/8th	-
2011-12	Southern Illinois	Assistant Coach	8-23	5-13/9th	-
2012-13	Kansas State	Director of Operations	27-8	14-4/1st	NCAA Second Round
2013-14	Missouri State	Assistant Coach	20-13	9-9/4th	Collegiansider.com Tourn. (CIT)
2014-15	Missouri State	Assistant Coach	11-20	5-13/8th	-
2015-16	Missouri State	Assistant Coach	13-19	8-10/7th	-
2016-17	Kansas State	Assistant Coach	21-14	8-10/6th	NCAA First Round
2017-18	Kansas State	Assistant Coach	25-12	10-8/4th	NCAA Elite Eight
2018-19	Kansas State	Assistant Coach	25-9	14-4/1st	NCAA First Round
2019-20	Kansas State	Assistant Coach	11-21	3-15/10th	-
2020-21	Southeast Missouri	Head Coach	11-16	9-11/7th	-
2021-22	Southeast Missouri	Head Coach	14-18	8-9/4th	-
2022-23	Southeast Missouri	Head Coach	19-17	10-8/5th	OVC Tournament Champions NCAA First Four
2023-24	Southeast Missouri	Head Coach	6-11	1-3	-

Overall Record: 50-62

Record at Southeast Missouri, 50-62, 28-31 Ohio Valley Conference (4 years)

Record as a College Assistant: 222-205

Record as a Graduate Assistant: 49-19





2023-24 SOUTHEAST MISSOURI BASKETBALL NOTES

2023-24 OVERALL STATISTICS

Game Records

Record	Overall	Home	Away	Neutral
ALL GAMES	6-11	6-3	0-7	0-1
CONFERENCE	1-3	1-2	0-1	0-0
NON-CONFERENCE	5-8	5-1	0-6	0-1

Score by Periods

Team	1st	2nd	OT	TOT
Southeast Mo. St.	538	634	19	1191
Opponents	635	621	17	1273

Team Box Score

No.	Player				Total		3-Point		F-Throw		Rebounds											
		GP-GS	MIN	AVG	FG-FGA	FG%	3FG-3FGA	3FG%	FT-FTA	FT%	OFF	DEF	TOT	AVG	PF	DQ	A	TO	BLK	STL	PTS	AVG
1	MARTIN, Rob	17-17	503:50	29.6	77-177	.435	21-53	.396	28-34	.824	10	29	39	2.3	32	0	55	39	0	10	203	11.9
3	SMART, Aquan	17-17	397:13	23.4	55-161	.342	11-51	.216	46-62	.742	4	50	54	3.2	45	1	49	43	5	18	167	9.8
4	LARSON, Adam	17-14	346:39	20.4	51-114	.447	40-92	.435	24-37	.649	11	42	53	3.1	28	0	13	7	7	8	166	9.8
21	EARLEY, Josh	15-14	286:25	19.1	57-93	.613	0-0	.000	9-17	.529	20	35	55	3.7	21	0	1	23	6	8	123	8.2
44	STACKER, Braxton	17-15	324:49	19.1	41-105	.390	9-29	.310	31-42	.738	15	36	51	3.0	39	0	12	26	10	15	122	7.2
5	BIEL, TJ	16-3	310:37	19.4	37-74	.500	6-26	.231	29-44	.659	15	41	56	3.5	30	0	7	11	5	6	109	6.8
11	EURSHER, Evan	15-0	245:55	16.4	24-59	.407	10-30	.333	11-14	.786	10	32	42	2.8	17	0	16	8	0	6	69	4.6
33	BRANSON, Dylan	7-2	147:02	21.0	11-30	.367	0-8	.000	8-11	.727	10	14	24	3.4	28	3	16	11	0	6	30	4.3
24	CLARK, Kobe	3-0	47:33	15.9	4-9	.444	1-5	.200	2-5	.400	7	10	17	5.7	5	0	2	4	0	2	11	3.7
2	WARD, BJ	16-0	304:22	19.0	24-79	.304	6-40	.150	4-7	.571	3	20	23	1.4	21	0	33	13	2	9	58	3.6
22	ELKAMIL, Gavyn	13-0	128:40	9.9	10-40	.250	8-28	.286	7-7	1.000	10	18	28	2.2	12	0	10	2	2	2	35	2.7
35	HANBACK, Mason	15-0	151:38	10.1	18-26	.692	0-0	.000	1-4	.250	9	15	24	1.6	23	0	2	6	5	2	37	2.5
55	BELL, Marqueas	12-0	75:45	6.3	10-23	.435	1-5	.200	8-13	.615	0	14	14	1.2	10	0	4	4	0	2	29	2.4
10	IDADA, David	17-3	154:32	9.1	12-28	.429	0-1	.000	8-25	.320	20	30	50	2.9	30	1	2	16	10	5	32	1.9
Team											13	11	24				5					
Total		17	3425		431-1018	.423	113-368	.307	216-322	.671	157	397	554	32.6	341	5	222	218	52	99	1191	70.1
Opponents		17	3425		447-960	.466	91-279	.326	288-429	.671	149	465	614	36.1	311	5	219	225	52	120	1273	74.9

Team Statistics

	SEMO	OPP
Scoring	1191	1273
Points per game	70.1	74.9
Scoring margin	-4.8	-
Field goals-att	431-1018	447-960
Field goal pct	.423	.466
3 point fg-att	113-368	91-279
3-point FG pct	.307	.326
3-pt FG made per game	6.6	5.4
Free throws-att	216-322	288-429
Free throw pct	.671	.671
F-Throws made per game	12.7	16.9
Rebounds	554	614
Rebounds per game	32.6	36.1
Rebounding margin	-3.5	-
Assists	222	219
Assists per game	13.1	12.9
Turnovers	218	225
Turnovers per game	12.8	13.2
Turnover margin	+0.4	-
Assist/turnover ratio	1.0	1.0
Steals	99	120
Steals per game	5.8	7.1
Blocks	52	52
Blocks per game	3.1	3.1
Winning streak	0	-
Home win streak	0	-
Attendance	12845	24290
Home games-Avg/Game	9-1427	7-3470
Neutral site-Avg/Game	-	1-2163

Team Results

Date	Opponent		Score	Att.
11/06/2023	at Grand Canyon	L	67-88	7186
11/10/2023	at Butler	L	56-91	7072
11/15/2023	Evansville	L	57-76	1023
11/20/2023	Central Ark.	W	70-68	1231
11/25/2023	vs Evansville	L	74-93	2163
11/26/2023	at Chattanooga	L	56-72	2907
11/30/2023	at Kansas City	L	44-74	1297
12/03/2023	Mo. Baptist	W	84-56	1242
12/06/2023	Harris-Stowe	W	95-45	1563
12/09/2023	at Purdue Fort Wayne	L	80-89	1838
12/17/2023	Lindsey Wilson	W	87-59	1869
12/21/2023	at Illinois St.	L	64-85	3361
12/29/2023	Southern Ind.	Wot	93-91	1470
12/31/2023	Morehead St.	L	64-83	1849
01/04/2024	at Western Ill.	L	61-68	629
01/06/2024	Bethel (TN)	W	71-61	1423
01/11/2024	Lindenwood	L	68-74	1175

2023-24 SOUTHEAST MISSOURI BASKETBALL NOTES

2023-24 OVC STATISTICS



Game Records

Record	Overall	Home	Away	Neutral
ALL GAMES	1-3	1-2	0-1	0-0
CONFERENCE	1-3	1-2	0-1	0-0
NON-CONFERENCE	0-0	0-0	0-0	0-0

Score by Periods

Team	1st	2nd	OT	TOT
Southeast Mo. St.	122	145	19	286
Opponents	142	157	17	316

Team Box Score

No.	Player				Total		3-Point		F-Throw		Rebounds													
		GP-GS	MIN	AVG	FG-FGA	FG%	3FG-3FGA	3FG%	FT-FTA	FT%	OFF	DEF	TOT	AVG	PF	DQ	A	TO	BLK	STL	PTS	AVG		
1	MARTIN, Rob	4-4	117:25	29.4	25-54	.463	6-13	.462	11-14	.786	1	7	8	2.0	12	0	13	9	0	3	67	16.8		
21	EARLEY, Josh	4-4	92:55	23.2	22-37	.595	0-0	.000	6-10	.600	6	14	20	5.0	8	0	0	5	4	2	50	12.5		
3	SMART, Aquan	4-4	103:29	25.9	15-47	.319	2-8	.250	16-21	.762	1	14	15	3.8	12	0	14	11	1	8	48	12.0		
4	LARSON, Adam	4-4	84:30	21.1	10-25	.400	9-19	.474	4-9	.444	3	7	10	2.5	10	0	4	1	2	3	33	8.3		
44	STACKER, Braxton	4-3	80:32	20.1	6-12	.500	2-3	.667	13-16	.813	3	9	12	3.0	11	0	3	4	3	4	27	6.8		
5	BIEL, TJ	4-0	92:14	23.1	7-16	.438	2-6	.333	5-11	.455	2	7	9	2.3	6	0	1	2	2	1	21	5.3		
33	BRANSON, Dylan	4-1	91:42	22.9	7-19	.368	0-5	.000	2-3	.667	7	9	16	4.0	19	3	5	6	0	2	16	4.0		
11	EURSHER, Evan	4-0	60:08	15.0	4-10	.400	3-6	.500	0-0	.000	2	10	12	3.0	1	0	1	2	0	1	11	2.8		
55	BELL, Marqueas	2-0	11:21	5.7	0-0	.000	0-0	.000	3-4	.750	0	1	1	0.5	2	0	2	0	0	0	3	1.5		
35	HANBACK, Mason	4-0	32:56	8.2	2-5	.400	0-0	.000	0-0	.000	3	4	7	1.8	5	0	1	2	2	0	4	1.0		
2	WARD, BJ	4-0	40:46	10.2	2-11	.182	0-6	.000	0-1	.000	0	2	2	0.5	1	0	3	3	0	0	4	1.0		
10	IDADA, David	4-0	16:60	4.2	1-2	.500	0-0	.000	0-1	.000	2	2	4	1.0	5	0	0	2	1	1	2	0.5		
Team											4	1	5				1							
Total		4	825		101-238	.424	24-66	.364	60-90	.667	34	87	121	30.3	92	3	47	48	15	25	286	71.5		
Opponents		4	825		107-236	.453	21-66	.318	81-111	.730	43	109	152	38.0	79	3	50	57	13	24	316	79.0		

Team Statistics

	SEMO	OPP
Scoring	286	316
Points per game	71.5	79.0
Scoring margin	-7.5	-
Field goals-att	101-238	107-236
Field goal pct	.424	.453
3 point fg-att	24-66	21-66
3-point FG pct	.364	.318
3-pt FG made per game	6.0	5.3
Free throws-att	60-90	81-111
Free throw pct	.667	.730
F-Throws made per game	15.0	20.3
Rebounds	121	152
Rebounds per game	30.3	38.0
Rebounding margin	-7.8	-
Assists	47	50
Assists per game	11.8	12.5
Turnovers	48	57
Turnovers per game	12.0	14.3
Turnover margin	+2.3	-
Assist/turnover ratio	1.0	0.9
Steals	25	24
Steals per game	6.3	6.0
Blocks	15	13
Blocks per game	3.8	3.3
Winning streak	0	-
Home win streak	0	-
Attendance	4494	629
Home games-Avg/Game	3-1498	1-629
Neutral site-Avg/Game	-	0-0

Team Results

Date	Opponent		Score	Att.
12/29/2023	Southern Ind.	Wot	93-91	1470
12/31/2023	Morehead St.	L	64-83	1849
01/04/2024	at Western Ill.	L	61-68	629
01/11/2024	Lindenwood	L	68-74	1175





2023-24 SOUTHEAST MISSOURI BASKETBALL NOTES

2023-24 STATISTICS

Comparison Game-by-Game (SEMO/Opponent)

Opponent	1st	2nd	Score	Mar	Total FG	FG Pct	3-Pointers	3FG Pct	Free Throws	FT Pct	Rebounds (Mar)	Assist	T/Over	Block	Steal	Fouls
Grand Canyon	30/54	37/34	67-88	(21)	25-64/31-62	.391/.500	11-21/7-21	.524/.333	6-15/19-27	.400/.704	32/48 (16)	16/11	17/17	2/6	11/9	19/19
Butler	21/55	35/36	56-91	(35)	20-69/28-58	.290/.483	5-21/9-25	.238/.360	11-17/26-34	.647/.765	36/47 (11)	11/15	15/13	4/7	9/9	20/16
Evansville	28/39	29/37	57-76	(19)	23-53/32-60	.434/.533	7-22/4-12	.318/.333	4-13/8-12	.308/.667	31/30 +1	10/17	18/11	3/4	5/11	13/17
Central Arkansas	27/27	43-41	70-68	+2	24-60/25-56	.400/.446	6-17/6-29	.353/.207	14-22/14-21	.636/.667	37/33 +4	16/14	14/9	3/0	3/10	20/21
Evansville	29/51	45/42	74-93	(19)	26-58/35-62	.448/.565	9-26/4-12	.346/.333	13-17/19-29	.765/.655	31/35 (4)	14/17	14/6	4/4	1/9	20/18
Chattanooga	25/35	31/37	56-72	(16)	19-58/23-44	.328/.523	7-24/6-16	.292/.375	11-19/20-30	.579/.667	29/43 (14)	7/12	12/16	2/4	6/4	22/20
Kansas City	17/38	27/36	44-74	(30)	17-59/27-58	.288/.466	1-19/5-14	.053/.357	9-16/15-29	.563/.517	31/52 (21)	4/12	10/13	6/4	4/4	28/20
Missouri Baptist	48/29	36/27	84-56	+28	26-62/24-49	.419/.490	6-28/2-10	.214/.200	26-33/6-13	.788/.462	38/26 +12	19/9	10/19	0/2	8/6	15/2
Harris-Stowe	50/20	45/25	95-45	+50	35-70/14-55	.500/.255	12-33/3-22	.364/.136	13-18/14-19	.722/.737	47/25 +22	24/7	11/14	1/1	6/6	15/14
Purdue Fort Wayne	39/41	41/48	80-89	(9)	30-59/28-52	.508/.538	6-21/7-14	.286/.500	14-18/26-41	.778/.634	34/29 +5	11/14	16/9	2/2	2/8	25/15
Lindsey Wilson	37/26	50/33	87-59	+28	32-57/21-47	.561/.447	10-19/6-19	.526/.316	13-15/11-18	.867/.611	28/22 +6	20/13	9/16	3/1	6/6	14/18
Illinois State	28/42	36/43	64-85	(21)	23-58/27-55	.397/.491	6-24/8-23	.250/.348	12-17/23-30	.706/.767	30/38 (8)	10/15	14/10	3/2	6/8	25/20
Southern Indiana	34/32	40/42	93-91	+2	32-70/30-67	.457/.448	8-18/5-20	.444/.250	21-34/26-33	.618/.788	39/36 +3	18/13	14/19	6/3	9/7	24/26
Morehead State	33/40	31/43	64-83	(19)	21-53/28-57	.396/.491	4-13/9-25	.308/.360	18-22/18-23	.818/.783	20/35 (15)	8/20	13/14	2/1	5/3	22/20
Western Illinois	26/36	35/32	61-68	(7)	26-62/23-61	.419/.377	5-16/3-8	.313/.375	4-11/19-27	.364/.704	33/50 (17)	11/11	9/13	4/8	6/4	22/16
Bethel (Tenn.)	37/36	34-25	71-61	+10	29-57/26-62	.509/.419	3-15/3-8	.200/.375	10-13/6-14	.769/.429	29/34 (5)	13/13	10/15	4/2	7/6	13/13
Lindenwood	29/34	39/40	68-74	(6)	22-53/26-51	.415/.510	7-19/4-13	.368/.308	17-23/18-28	.739/.643	29/31 (2)	10/6	12/11	5/1	5/10	24/17
Tennessee Tech																
SIU Edwardsville																
UT Martin																
Little Rock																
Lindenwood																
Western Illinois																
Tennessee Tech																
Tennessee State																
Eastern Illinois																
SIU Edwardsville																
Little Rock																
UT Martin																
Morehead State																
Southern Indiana																

Points in the Paint, Second Chance Points, Points Off Turnovers, Fastbreak Points, Bench Points

Opponent	W/L	POINTS IN THE PAINT		2ND CHANCE POINTS		POINTS OFF TURNOVERS		FAST BREAK POINTS		BENCH POINTS	
		SEMO	OPP	SEMO	OPP	SEMO	OPP	SEMO	OPP	SEMO	OPP
Grand Canyon	L	26	46	10	17	15	24	10	18	36	30
Butler	L	22	36	2	11	15	20	14	18	26	33
Evansville	L	22	52	3	12	11	29	4	15	28	12
Central Arkansas	W	32	26	5	11	5	9	14	8	36	19
Evansville	L	24	60	3	10	11	15	4	8	22	35
Chattanooga	L	22	26	8	8	12	11	3	0	25	5
Kansas City	L	28	40	7	17	9	13	6	4	13	21
Missouri Baptist	W	36	28	12	4	21	4	14	2	35	27
Harris-Stowe	W	40	14	25	4	26	8	17	6	33	8
Purdue Fort Wayne	L	38	42	9	9	10	11	16	9	35	14
Lindsey Wilson	W	34	22	2	2	25	5	14	13	32	23
Illinois State	L	30	28	7	14	8	19	9	7	19	23
Southern Indiana	W	40	50	9	13	27	16	16	11	17	16
Morehead State	L	22	36	7	9	16	10	9	3	7	13
Western Illinois	L	34	34	8	19	10	9	9	12	14	16
Bethel (Tenn.)	W	46	36	6	8	22	6	8	12	31	22
Lindenwood	L	24	32	5	7	8	17	8	13	28	6
Tennessee Tech											
SIU Edwardsville											
UT Martin											
Little Rock											
Lindenwood											
Western Illinois											
Tennessee Tech											
Tennessee State											
Eastern Illinois											
SIU Edwardsville											
Little Rock											
UT Martin											
Morehead State											
Southern Indiana											



Game-by-Game Leaders

Opponent	W/L	Score	Points	Rebounds	Assists	Blocks	Steals
Grand Canyon	L	67-88	Larson - 13	Clark - 8	Ward - 5	Idada - 2	Earley - 4
Butler	L	56-91	Larson - 11	Biel - 6	Martin - 5	Stacker - 2	Stacker, Earley - 2
Evansville	L	57-76	Martin, Stacker, Ward - 9	Clark - 5	Martin, Smart - 3	Larson - 2	Ward - 2
Central Arkansas	W	70-68	Earley - 19	Earley - 7	Ward - 7	Earley, Biel, Ward - 1	Martin, Stacker, Ward - 1
Evansville	L	74-93	Larson - 22	Earley, Stacker - 5	Ward, Martin - 4	Idada - 2	Smart - 1
Chattanooga	L	56-72	Larson - 13	Idada - 12	Martin - 5	Stacker, Idada - 1	Ward - 3
Kansas City	L	44-74	Smart - 13	Stacker - 7	Martin - 2	Idada - 2	Smart, Stacker, Eursher, Bell - 1
Missouri Baptist	W	84-56	Smart - 19	Idada - 9	Smart - 5	-	Biel - 4
Harris-Stowe	W	95-45	Larson, Martin - 19	Idada, Eursher - 7	Smart - 8	Idada - 1	Six tied - 1
Purdue Fort Wayne	L	80-89	Biel - 23	Biel - 9	Martin, Smart - 5	Smart, Hanback - 1	Idada, Martin - 1
Lindsey Wilson	W	87-59	Smart - 18	Smart - 7	Smart - 5	Smart, Stacker, Ward - 1	Smart - 2
Illinois State	L	64-85	Larson - 16	Stacker - 5	Martin, Branson - 4	Earley, Stacker, Elkamil - 1	Larson - 2
Southern Indiana	W	93-91 ^{OT}	Martin - 29	Branson - 8	Martin - 7	Six tied with - 1	Smart - 3
Morehead State	L	64-83	Smart - 17	Smart - 5	Smart - 6	Stacker, Larson - 1	Smart, Branson - 2
Western Illinois	L	61-69	Earley - 18	Earley - 5	Martin, Smart, Branson - 3	Earley - 2	Six tied - 1
Bethel (Tenn.)	W	71-61	Earley - 14	Biel - 9	Eursher - 4	Four tied - 1	Larson, Branson - 2
Lindenwood	L	68-74	Earley - 16	Earley - 7	Martin - 3	Larson, Earley, Hanback - 1	Smart, Stacker - 2
Tennessee Tech							
SIU Edwardsville							
UT Martin							
Little Rock							
Lindenwood							
Western Illinois							
Tennessee Tech							
Tennessee State							
Eastern Illinois							
SIU Edwardsville							
Little Rock							
UT Martin							
Morehead State							
Southern Indiana							

Game-by-Game Starters

Opponent	W/L	Score	Guard	Guard	Guard	Guard/Forward	Forward/Center	First Man Off the Bench
Grand Canyon	L	67-88	Martin	Smart	Biel	Stacker, G	Earley, F	Idada, 2 blocks, 10 min.
Butler	L	56-91	Martin	Smart	Biel	Stacker, G	Earley, F	Idada, 5 pts, 5 reb., 13 min.
Evansville	L	57-76	Martin	Smart	Biel	Stacker, G	Earley, F	Clark, 2 pts., 5 reb., 15 min.
Central Arkansas	W	70-68	Martin	Smart	Larson	Stacker, G	Earley, F	Biel, 5 pts., 3 reb., 18 min.
Evansville	L	74-93	Martin	Smart	Larson	Stacker, G	Earley, F	Idada, 2 pts., 3 reb., 7 min.
Chattanooga	L	56-72	Martin	Smart	Larson	Stacker, G	Earley, F	Biel, 5 pts., 2 reb., 31 min.
Kansas City	L	44-74	Martin	Smart	Larson	Stacker, G	Earley, F	Biel, 1 pt., 12 min.
Missouri Baptist	W	84-56	Martin	Smart	Larson	Stacker, G	Idada, C	Biel, 11 pts., 6 reb., 23 min.
Harris-Stowe	W	95-45	Martin	Smart	Larson	Stacker, G	Idada, C	Hanback, 6 pts., 3 reb., 20 min.
Purdue Fort Wayne	L	80-89	Martin	Smart	Larson	Stacker, G	Idada, C	Biel, 23 pts., 9 reb., 28 min.
Lindsey Wilson	W	87-59	Martin	Smart	Larson	Stacker, G	Earley, F	Ward, 4 pts., 4 assists, 19 min.
Illinois State	L	64-85	Martin	Smart	Larson	Stacker, G	Earley, F	Branson, 4 pts., 3 reb., 22 min.
Southern Indiana	W	93-91 ^{OT}	Martin	Smart	Larson	Stacker, G	Earley, F	Hanback, 2 pts., 2 reb., 12 min.
Morehead State	L	64-83	Martin	Smart	Larson	Stacker, G	Earley, F	Branson, 2 pts., 2 reb., 21 min.
Western Illinois	L	61-68	Martin	Smart	Larson	Stacker, G	Earley, F	Biel, 4 pts., 4 reb., 21 min.
Bethel (Tenn.)	W	71-61	Martin	Smart	Larson	Branson, G	Earley, F	Stacker, 6 pts., 10 min.
Lindenwood	L	68-74	Martin	Smart	Larson	Branson, G	Earley, F	Biel, 3 pts., 1 reb., 24 min.
Tennessee Tech								
SIU Edwardsville								
UT Martin								
Little Rock								
Lindenwood								
Western Illinois								
Tennessee Tech								
Tennessee State								
Eastern Illinois								
SIU Edwardsville								
Little Rock								
UT Martin								
Morehead State								
Southern Indiana								

Starting Lineup Combinations

Record	Guard	Guard	Guard	Guard/Forward	Forward/Center
0-3	Martin	Smart	Biel	Stacker, G	Earley, F
3-6	Martin	Smart	Larson	Stacker, G	Earley, F
2-1	Martin	Smart	Larson	Stacker, G	Idada, C
1-1	Martin	Smart	Larson	Branson, G	Earley, F



2023-24 SOUTHEAST MISSOURI BASKETBALL NOTES

2023-24 STATISTICS

Team Game-by-Game Statistics

	Score	FG-A	Pct.	3FG-A	Pct.	FT-A	Pct.	OFF	DEF	Total	F	A	TO	B	S
Southeast Missouri	L, 67-88	25-64	.391	11-21	.524	6-15	.400	13	19	32	19	16	17	2	11
Grand Canyon		31-62	.500	7-21	.333	19-27	.704	15	33	48	19	11	17	6	9
Southeast Missouri	L, 91-56	20-69	.290	5-21	.238	11-17	.647	13	23	36	20	11	15	4	9
Butler		28-58	.483	9-25	.360	26-34	.765	8	39	47	16	15	13	7	9
Southeast Missouri	L, 57-76	23-53	.434	7-22	.318	4-13	.308	7	24	31	13	10	18	3	5
Evansville		32-60	.533	4-12	.333	8-12	.667	3	27	30	17	17	11	4	11
Southeast Missouri	W, 70-68	25-56	.446	6-29	.207	14-21	.667	8	29	37	20	16	14	3	3
Central Arkansas		24-60	.400	6-17	.353	14-22	.636	8	25	33	21	14	9	0	10
Southeast Missouri	L, 74-93	26-58	.9-26	9-26	.346	13-17	.765	9	22	31	20	14	14	4	1
Evansville		35-62	4-12	.333	19-29	.655	9	26	35	18	17	6	4	4	9
Southeast Missouri	L, 56-72	19-58	.328	7-24	.292	11-19	.579	11	18	29	22	7	12	2	6
Chattanooga		23-44	.523	6-16	.375	20-30	.667	9	34	43	20	12	16	4	4
Southeast Missouri	L, 44-74	17-59	.288	1-19	.053	9-16	.563	8	23	31	28	4	10	6	4
Kansas City		27-58	.466	5-14	.357	15-29	.517	15	37	52	20	12	13	4	4
Southeast Missouri	W, 84-56	26-62	.419	6-28	.214	26-33	.788	14	24	38	15	19	10	0	8
Missouri Baptist		24-49	.490	2-10	.200	6-13	.462	3	23	26	21	9	19	2	6
Southeast Missouri	W, 95-45	35-70	.500	12-33	.364	13-18	.722	15	32	47	15	24	11	1	6
Harris-Stowe		14-55	.255	3-22	.136	14-19	.737	5	20	25	14	7	14	1	6
Southeast Missouri	L, 80-89	30-59	.508	6-21	.286	14-18	.778	7	27	34	25	11	16	2	2
Purdue Fort Wayne		28-52	.538	7-14	.500	26-41	.634	6	23	29	15	14	9	2	8
Southeast Missouri	W, 87-59	32-57	.561	10-19	.526	13-15	.867	4	24	28	14	20	9	3	6
Lindsey Wilson		21-47	.447	6-19	.316	11-18	.611	3	19	22	18	13	16	1	6
Southeast Missouri	L, 64-85	23-58	.397	6-24	.250	12-17	.706	9	21	30	25	10	14	6	3
Illinois State		27-55	.491	8-23	.348	23-30	.767	9	29	38	20	15	10	8	2
Southeast Missouri	W, 93-91 OT	32-70	.457	8-18	.444	21-34	.618	12	27	39	24	18	14	6	9
Southern Indiana		30-67	.448	5-20	.250	26-33	.788	8	28	36	26	13	19	3	7
Southeast Missouri	L, 64-83	21-53	.396	4-13	.308	18-22	.818	4	16	20	22	8	13	2	5
Morehead State		28-57	.491	9-25	.360	18-23	.783	7	28	35	20	20	14	1	3
Southeast Missouri	L, 68-61	26-62	.419	5-16	.313	4-11	.364	14	19	33	22	11	9	4	6
Western Illinois		23-61	.377	3-8	.375	19-27	.704	23	27	50	16	11	13	8	4
Southeast Missouri	W, 71-61	29-57	.509	3-15	.200	10-13	.769	5	24	29	13	13	10	4	7
Bethel (Tenn.)		26-62	.419	3-8	.375	6-14	.429	13	21	34	13	13	15	2	6
Southeast Missouri	L, 68-74	22-53	.415	7-19	.368	17-23	.739	4	25	29	24	10	12	3	5
Lindenwood		26-51	.510	4-13	.308	18-28	.643	5	26	31	17	6	11	1	10
Southeast Missouri															
Tennessee Tech															
Southeast Missouri															
SIU Edwardsville															
Southeast Missouri															
UT Martin															
Southeast Missouri															
Little Rock															
Southeast Missouri															
Lindenwood															
Southeast Missouri															
Western Illinois															
Southeast Missouri															
Tennessee Tech															
Southeast Missouri															
Tennessee State															
Southeast Missouri															
Eastern Illinois															
Southeast Missouri															
SIU Edwardsville															
Southeast Missouri															
Little Rock															
Southeast Missouri															
UT Martin															
Southeast Missouri															
Morehead State															
Southeast Missouri															
Southern Indiana															



2023-24 Game-by-Game Leaders Summary (# of Games)

Points

Adam Larson.....	6
Aquan Smart.....	4
Josh Earley.....	4
Rob Martin.....	3
Braxton Stacker.....	1
BJ Ward.....	1
TJ Biel.....	1

Rebounds

Josh Earley.....	4
David Idada.....	3
Braxton Stacker.....	3
TJ Biel.....	3
Kobe Clark.....	2
Aquan Smart.....	2
Evan Eursher.....	1
Dylan Branson.....	1

Assists

Rob Martin.....	10
Aquan Smart.....	7
BJ Ward.....	3
Dylan Branson.....	2
Evan Eursher.....	1

Blocks

David Idada.....	6
Braxton Stacker.....	6
Josh Earley.....	5
Aquan Smart.....	4
Mason Hanback.....	4
Adam Larson.....	4
BJ Ward.....	2
TJ Biel.....	2
David Idada.....	1
Gavyn Elkamil.....	1

Steals

Aquan Smart.....	8
Braxton Stacker.....	5
BJ Ward.....	4
Rob Martin.....	4
David Idada.....	3
Adam Larson.....	3
Josh Earley.....	2
Evan Eursher.....	2
TJ Biel.....	2
Marqueas Bell.....	1
Mason Hanback.....	1
Dylan Branson.....	1

Dunks (# for 2023-24 Season)

Braxton Stacker.....	6
TJ Biel.....	4
Aquan Smart.....	3
Josh Earley.....	2
David Idada.....	2
Mason Hanback.....	2
Adam Larson.....	1

Games Played/Started

	2023-24	Career
Dylan Branson	7/2	98/62
Adam Larson	17/14	52/17
Aquan Smart	17/17	49/42
Josh Earley	15/14	46/14
Evan Eursher	15/0	40/0
Mason Hanback	15/0	25/0
Kobe Clark	3/0	22/15
Braxton Stacker	17/15	17/15
Rob Martin	17/17	17/17
David Idada	17/3	17/3
TJ Biel	16/3	16/3
BJ Ward	16/0	16/0
Gavyn Elkamil	13/0	13/0
Marqueas Bell	12/0	12/0

Career Ledger

Double-Digit Point Games

	2023-24	Career
Aquan Smart.....	7	16
Josh Earley.....	5	16
Adam Larson.....	9	14
Dylan Branson.....	-	11
Rob Martin.....	10	10
Kobe Clark.....	-	4
TJ Biel.....	3	3
Braxton Stacker.....	3	3
Evan Eursher.....	2	3
Gavyn Elkamil.....	1	1

Double-Digit Rebound Games

	2023-24	Career
Kobe Clark.....	-	7
Josh Earley.....	-	3
Dylan Branson.....	-	1
David Idada.....	1	1

20+ Point Games

	2023-24	Career
Rob Martin.....	2	2
Aquan Smart.....	-	1
Adam Larson.....	1	1
TJ Biel.....	1	1

30-Point Games

	2023-24	Career
-	-	-

8+ Rebound Games

	2023-24	Career
Kobe Clark.....	1	10
Josh Earley.....	-	7
Dylan Branson.....	1	5
David Idada.....	2	2
TJ Biel.....	2	2
Aquan Smart.....	-	1

5+ Assist Games

	2023-24	Career
Aquan Smart.....	6	6
Rob Martin.....	5	5
Kobe Clark.....	-	3
Dylan Branson.....	-	2
BJ Ward.....	2	2
Braxton Stacker.....	1	1

3+ Steal Games

	2023-24	Career
Aquan Smart.....	1	11
Kobe Clark.....	-	4
Dylan Branson.....	-	2
Josh Earley.....	1	1
BJ Ward.....	1	1
TJ Biel.....	1	1

Double-Doubles

	2023-24	Career
Josh Earley.....	-	3

SEMO's 2023-24 Record:

At Home.....	6-3
On the Road.....	0-7
At Neutral Sites.....	0-1
In Ohio Valley Conference Games.....	1-3
In November.....	1-6
In December.....	4-3
In January.....	1-2
In February.....	0-0
In March.....	0-0
Leading at the Half.....	5-0
Trailing at the Half.....	0-11
Tied at the Half.....	1-0
In Overtime Games.....	1-0
The Redhawks Score First.....	4-0
In 1-4 Point Games.....	2-0
In 5-9 Point Games.....	0-3
In 10-14 Point Games.....	1-0
In 15+ Point Games.....	3-8
Leading with Five Minutes Left in Regulation.....	5-0
Trailing with Five Minutes Left in Regulation.....	1-11
Tied with Five Minutes Left in Regulation.....	0-0
Scoring Less than 50 Points.....	0-1
Scoring 50-59 Points.....	0-3
Scoring 60-69 Points.....	2-5
Scoring 70-79 Points.....	0-1
Scoring 80-89 Points.....	2-1
Scoring 90-99 Points.....	2-0
Scoring 100 or more Points.....	0-0
Giving up Less Than 50 Points.....	1-0
Giving up 50-59 Points.....	2-0
Giving up 60-69 Points.....	0-1
Giving up 70-79 Points.....	2-4
Giving up 80-89 Points.....	0-4
Giving up 90-99 Points.....	1-2
Giving up 100 or more Points.....	0-0
Shooting 50% or Better from the Field.....	3-1
Shooting Less Than 50% from the Field.....	3-10
Opponent Shoots 50% or Better from the Field.....	0-6
Opponent Shoots Less Than 50% from the Field.....	6-5
Outshooting Opponent.....	5-1
Outshot by Opponent.....	1-10
Field Goal Percentage is Tied.....	0-0
Shooting 50% or Better from 3-Point Range.....	2-2
Shooting Less Than 50% from 3-Point Range.....	4-9
Opponent Shoots 50% or Better from 3-Point Range.....	0-1
Opponent Shoots Less Than 50% from 3-Point Range.....	6-10
Shooting 50% or Better from the Free Throw Line.....	6-8
Shooting Less Than 50% from the Free Throw Line.....	0-3
Opponent Shoots 50% or Better from the Free Throw Line.....	4-11
Opponent Shoots Less Than 50% from the Free Throw Line.....	2-0
Shooting More Free Throws Than Opponent.....	2-1
Shooting Less Free Throws Than Opponent.....	4-10
Free Throws are Tied.....	0-0
SEMO's Starters Outscore Opponent's Starters.....	5-0
Opponent's Starters Outscore SEMO's Starters.....	1-11
Starter Scoring is Tied.....	0-0
Bench Outscores Opponent.....	6-5
Opponent Bench Outscores SEMO.....	0-6
Bench Scoring is Tied.....	0-0
Bench Contributes Double Figures in Points.....	6-10
No Redhawk Players Score Double Figures.....	0-1
Two Redhawk Players Score Double Figures.....	0-5
3+ Redhawk Players Score Double Figures.....	6-3
Outrebounding an Opponent.....	5-2
Opponent Outrebounds SEMO.....	1-9
Rebounds are Tied.....	0-0
Getting 10+ Assists.....	6-8
Getting 10+ Steals.....	0-1
Getting 5+ Blocks.....	1-1
Forcing more Turnovers than Opponent.....	5-4
Committing more Turnovers than Opponent.....	1-6
Turnovers are Tied.....	0-1



2023-24 SOUTHEAST MISSOURI BASKETBALL NOTES

PLAYER PROFILES



12

ASA BARNES

// Guard // 6-2 // 165 // Freshman
// Wichita, Kan. // Wichita Southeast H.S.

2023-24: Did not see action this season.

Barnes' Game-by-Game Statistics

2023-24	FG	3P	FT	O/D	REB	E	PTS	A	TO	B	S	M
at Grand Canyon	DNP	-	-	-	-	-	-	-	-	-	-	-
at Butler	DNP	-	-	-	-	-	-	-	-	-	-	-
Evansville	DNP	-	-	-	-	-	-	-	-	-	-	-
Central Arkansas	DNP	-	-	-	-	-	-	-	-	-	-	-
vs. Evansville	DNP	-	-	-	-	-	-	-	-	-	-	-
at Chattanooga	DNP	-	-	-	-	-	-	-	-	-	-	-
at Kansas City	DNP	-	-	-	-	-	-	-	-	-	-	-
Missouri Baptist	DNP	-	-	-	-	-	-	-	-	-	-	-
Harris-Stowe	DNP	-	-	-	-	-	-	-	-	-	-	-
Purdue Fort Wayne	DNP	-	-	-	-	-	-	-	-	-	-	-
Lindsey Wilson	DNP	-	-	-	-	-	-	-	-	-	-	-
at Illinois State	DNP	-	-	-	-	-	-	-	-	-	-	-
Southern Indiana	DNP	-	-	-	-	-	-	-	-	-	-	-
Morehead State	DNP	-	-	-	-	-	-	-	-	-	-	-
at Western Illinois	DNP	-	-	-	-	-	-	-	-	-	-	-
Bethel (Tenn.)	DNP	-	-	-	-	-	-	-	-	-	-	-
Lindenwood	DNP	-	-	-	-	-	-	-	-	-	-	-
at Tennessee Tech												
SIU Edwardsville												
at UT Martin												
at Little Rock												
at Lindenwood												
Western Illinois												
Tennessee Tech												
Tennessee State												
at Eastern Illinois												
at SIU Edwardsville												
Little Rock												
UT Martin												
at Morehead State												
at Southern Indiana												
Totals												

• - Game Started

2023-24 Season/Career-Highs

Points -
Total Rebounds -
 Offensive -
 Defensive -
FG Made -
FG Attempted -
3-Point FG Made -
3-Point FG Attempted -
FT Made -
FT Attempted -
Assists -
Blocks -
Steals -
Minutes -

Barnes' Career Statistics at Southeast Missouri

Overall

Season	G-GS	Min	Avg	FG-FGA	Pct	3FG-3FGA	Pct	FT-FTA	Pct	Off	Def	Tot	Avg	PF	FO	A	TO	Blk	Stl	Pts	Avg
2023-24																					

Ohio Valley Conference Games Only

Season	G-GS	Min	Avg	FG-FGA	Pct	3FG-3FGA	Pct	FT-FTA	Pct	Off	Def	Tot	Avg	PF	FO	A	TO	Blk	Stl	Pts	Avg
2023-24																					



MARQUEAS BELL

55

// Guard // 6-3 // 165 // Freshman
// Kansas City, Mo. // Park Hill H.S.

2023-24: Played in 12 games off the bench...Averages 2.4 points and 1.2 rebounds per contest...Scored six points and grabbed three rebounds at Butler (11/10)...Saw action in his first career NCAA Division I game at Grand Canyon (11/6), where he made one 3-pointer...Knocked down a 3-pointer in four games...Matched a season-best six points on a pair of 3-pointers at Illinois State (12/21)...Hit a season-high 3-of-4 free throws vs. Lindenwood (1/11).

Bell's Game-by-Game Statistics

2023-24	FG	3P	FT	O/D	REB	E	PTS	A	TO	B	S	M
at Grand Canyon	1-2	1-1	0-0	0/0	0	0	3	0	0	0	0	3
at Butler	3-7	0-1	0-0	0/3	3	2	6	1	2	0	0	15
Evansville	0-0	0-0	1-2	0/1	1	0	1	0	0	0	1	4
Central Arkansas	0-1	0-1	0-0	0/1	1	0	0	0	0	0	0	3
vs. Evansville	0-0	0-0	0-0	0/0	0	0	0	0	1	0	0	2
at Chattanooga	DNP	-	-	-	-	-	-	-	-	-	-	-
at Kansas City	1-2	0-0	1-2	0/1	1	2	3	0	1	0	1	9
Missouri Baptist	0-0	0-0	0-0	0/1	1	0	0	1	0	0	0	3
Harris-Stowe	1-6	0-2	1-2	0/2	2	2	3	0	0	0	0	9
Purdue Fort Wayne	DNP	-	-	-	-	-	-	-	-	-	-	-
Lindsey Wilson	2-2	0-0	0-0	0/1	1	1	4	0	0	0	0	6
at Illinois State	2-3	0-0	2-3	0/3	3	1	6	0	0	0	0	8
Southern Indiana	DNP	-	-	-	-	-	-	-	-	-	-	-
Morehead State	0-0	0-0	0-0	0/0	0	0	0	0	0	0	0	4
at Western Illinois	DNP	-	-	-	-	-	-	-	-	-	-	-
Bethel (Tenn.)	DNP	-	-	-	-	-	-	-	-	-	-	-
Lindenwood	0-0	0-0	3-4	0/1	1	2	3	2	0	0	0	8
at Tennessee Tech												
SIU Edwardsville												
at UT Martin												
at Little Rock												
at Lindenwood												
Western Illinois												
Tennessee Tech												
Tennessee State												
at Eastern Illinois												
at SIU Edwardsville												
Little Rock												
UT Martin												
at Morehead State												
at Southern Indiana												
Totals	10-23	1-5	8-13	0/14	14	10	29	4	4	0	2	74

• - Game Started

2023-24 Season/Career-Highs

Points	6	2x, last at Illinois State (12/21/23)
Total Rebounds	3	2x, last at Illinois State (12/21/23)
Offensive	-	-
Defensive	3	2x, last at Illinois State (12/21/23)
FG Made	3	at Butler (11/10/23)
FG Attempted	7	at Butler (11/10/23)
3-Point FG Made	1	at Grand Canyon (11/6/23)
3-Point FG Attempted	2	vs. Harris-Stowe (12/6/23)
FT Made	3	vs. Lindenwood (1/11/24)
FT Attempted	4	vs. Lindenwood (1/11/24)
Assists	2	vs. Lindenwood (1/11/24)
Blocks	-	-
Steals	1	2x, last at Kansas City (11/30/23)
Minutes	15	at Butler (11/10/23)


Bell's Career Statistics at Southeast Missouri

Overall																			
Season	G-GS	Min	Avg	FG-FGA	Pct	3FG-3FGA	Pct	FT-FTA	Pct	Off	Def	Tot	Avg	PF	FO	A	TO	Blk	Stl
2023-24	12-0	74	6.2	10-23	.435	1-5	.200	8-13	.615	0	14	14	1.2	10	0	4	4	0	2
Ohio Valley Conference Games Only																			
Season	G-GS	Min	Avg	FG-FGA	Pct	3FG-3FGA	Pct	FT-FTA	Pct	Off	Def	Tot	Avg	PF	FO	A	TO	Blk	Stl
2023-24	2-0	12	6.0	0-0	.000	0-0	.000	3-4	.750	0	1	1	0.5	2	0	2	0	0	3



2023-24 SOUTHEAST MISSOURI BASKETBALL NOTES

PLAYER PROFILES



5

TJ BIEL

// Guard // 6-7 // 205 // Junior

// Calgary, Alberta, Canada // Edge School // Triton College

2023-24: Averages 6.8 points and 3.5 rebounds per game in 16 contests...Started the first three games of the year...Made his first career SEMO start at Grand Canyon (11/6)...Scored eight points and had four rebounds in 23 minutes against the Lopes...Reached double figures in the scoring column for the first time in his Southeast Missouri career with 11 points off the bench vs. Evansville (11/25)...Also scored 11 points vs. Missouri Baptist (12/3)...Dropped in a season-high 23 points and had a season-best nine rebounds at Purdue Fort Wayne (12/9)...Is sixth on the team in scoring and third in rebounding...Did not play at Illinois State (12/21) due to concussion protocol.

Biel's Game-by-Game Statistics

2023-24	FG	3P	FT	O/D	REB	E	PTS	A	TO	B	S	M
at Grand Canyon*	3-7	1-4	1-2	1/3	4	0	8	1	0	0	0	24
at Butler*	1-5	0-1	0-2	4/2	6	3	2	1	0	0	1	19
Evansville*	0-0	0-0	0-1	0/2	2	3	0	0	0	0	0	8
Central Arkansas	2-6	0-3	1-1	1/2	3	1	5	2	1	1	0	18
vs. Evansville	3-6	1-4	4-4	0/0	0	3	11	0	0	1	0	16
at Chattanooga	1-3	0-0	3-4	2/0	2	1	5	0	1	0	0	17
at Kansas City	0-0	0-0	1-2	0/0	0	1	1	0	1	1	0	12
Missouri Baptist	4-5	1-2	2-2	1/5	6	3	11	3	1	2	0	23
Harris-Stowe	3-4	1-1	0-0	2/3	5	1	7	0	1	0	0	14
Purdue Fort Wayne	8-11	0-2	7-9	1/8	9	4	23	0	1	0	0	29
Lindsey Wilson	3-5	0-1	0-0	0/1	1	2	6	0	1	0	0	16
at Illinois State	DNP	-	-	-	-	-	-	-	-	-	-	-
Southern Indiana	3-7	2-3	1-4	0/2	2	1	9	0	0	1	0	22
Morehead State	2-4	0-2	1-3	1/1	2	2	5	0	0	0	0	24
at Western Illinois	1-4	0-1	2-2	1/3	4	2	4	1	1	1	1	21
Bethel (Tenn.)	2-6	0-2	5-6	1/8	9	2	9	1	1	0	0	26
Lindenwood	1-1	0-0	1-2	0/1	1	1	3	0	1	0	0	24
at Tennessee Tech												
SIU Edwardsville												
at UT Martin												
at Little Rock												
at Lindenwood												
Western Illinois												
Tennessee Tech												
Tennessee State												
at Eastern Illinois												
at SIU Edwardsville												
Little Rock												
UT Martin												
at Morehead State												
at Southern Indiana												
Totals	37-74	6-26	29-44	15/41	56	30	109	9	10	7	2	313

• - Game Started

2023-24 Season/Career-Highs

Points	23	at Purdue Fort Wayne (12/9/23)
Total Rebounds	9	2x, last vs. Bethel (1/6/24)
Offensive	4	at Butler (11/10/23)
Defensive	8	2x, last vs. Bethel (1/6/24)
FG Made	8	at Purdue Fort Wayne (12/9/23)
FG Attempted.....	11	at Purdue Fort Wayne (12/9/23)
3-Point FG Made.....	2	vs. Southern Indiana (12/29/23)
3-Point FG Attempted.....	4	2x, last vs. Evansville (11/25/23)
FT Made.....	7	at Purdue Fort Wayne (12/9/23)
FT Attempted.....	9	at Purdue Fort Wayne (12/9/23)
Assists	2	vs. Central Arkansas (11/20/23)
Blocks.....	1	4x, last at Western Illinois (1/4/24)
Steals.....	4	vs. Missouri Baptist (12/3/23)
Minutes	29	at Purdue Fort Wayne (12/9/23)

Biel's Career Statistics at Southeast Missouri

Overall																			
Season	G-GS	Min	Avg	FG-FGA	Pct	3FG-3FGA	Pct	FT-FTA	Pct	Off	Def	Tot	Avg	PF	FO	A	TO	Blk	Stl
2023-24	16-3	313	19.6	37-74	.500	6-26	.231	29-44	.659	15	41	56	3.5	30	0	7	11	5	6
Ohio Valley Conference Games Only																			
Season	G-GS	Min	Avg	FG-FGA	Pct	3FG-3FGA	Pct	FT-FTA	Pct	Off	Def	Tot	Avg	PF	FO	A	TO	Blk	Stl
2023-24	4-0	91	22.8	7-16	.438	2-6	.333	5-11	.455	2	7	9	2.3	6	0	1	2	2	1



DYLAN BRANSON

33

// Guard // 6-5 // 220 // Junior
// St. Louis, Mo. // Mehlville H.S.

2023-24: Returned from a broken foot injury to play in his first game of the season vs. Lindsey Wilson (12/17)...Scored two points, had four rebounds and dished out four assists in 14 minutes off the bench against the Blue Raiders...Played in seven games...Averages 4.3 points and 3.4 rebounds...Finished with eight points in 22 minutes off the bench at Illinois State (12/21)...Missed the first 10 games of the season...Scored six points and grabbed a eight rebounds vs. Southern Indiana (12/29)...Played a season-high 27 minutes at Western Illinois (1/4)...Started each of the last two contests.

Branson's Game-by-Game Statistics

2023-24	FG	3P	FT	O/D	REB	E	PTS	A	TO	B	S	M
at Grand Canyon	DNP	-	-	-	-	-	-	-	-	-	-	-
at Butler	DNP	-	-	-	-	-	-	-	-	-	-	-
Evansville	DNP	-	-	-	-	-	-	-	-	-	-	-
Central Arkansas	DNP	-	-	-	-	-	-	-	-	-	-	-
vs. Evansville	DNP	-	-	-	-	-	-	-	-	-	-	-
at Chattanooga	DNP	-	-	-	-	-	-	-	-	-	-	-
at Kansas City	DNP	-	-	-	-	-	-	-	-	-	-	-
Missouri Baptist	DNP	-	-	-	-	-	-	-	-	-	-	-
Harris-Stowe	DNP	-	-	-	-	-	-	-	-	-	-	-
Purdue Fort Wayne	DNP	-	-	-	-	-	-	-	-	-	-	-
Lindsey Wilson	0-3	0-1	2-2	2/2	4	3	2	4	2	0	1	15
at Illinois State	2-4	0-2	4-5	1/2	3	3	8	4	3	0	1	22
Southern Indiana	3-5	0-0	0-1	4/4	8	5	6	1	1	0	0	26
Morehead State	1-4	0-1	0-0	0/2	2	5	2	1	1	0	2	22
at Western Illinois	1-6	0-2	0-0	3/0	3	4	2	3	1	0	0	27
Bethel (Tenn.)*	2-4	0-0	0-1	0/1	1	3	4	3	0	0	2	18
Lindenwood*	2-4	0-2	2-2	0/3	3	5	6	0	3	0	0	17
at Tennessee Tech												
SIU Edwardsville												
at UT Martin												
at Little Rock												
at Lindenwood												
Western Illinois												
Tennessee Tech												
Tennessee State												
at Eastern Illinois												
at SIU Edwardsville												
Little Rock												
UT Martin												
at Morehead State												
at Southern Indiana												
Totals	11-30	0-8	8-11	10/14	24	28	30	16	11	0	6	147

• - Game Started

2023-24 Season-Highs

Points	8	at Illinois State (12/21/23)
Total Rebounds	8	vs. Southern Indiana (12/29/23)
Offensive	4	vs. Southern Indiana (12/29/23)
Defensive	4	vs. Southern Indiana (12/29/23)
FG Made	3	vs. Southern Indiana (12/29/23)
FG Attempted	6	at Western Illinois (1/4/24)
3-Point FG Made	-	-
3-Point FG Attempted	2	3x, last vs. Lindenwood (1/11/24)
FT Made	4	at Illinois State (12/21/23)
FT Attempted	5	at Illinois State (12/21/23)
Assists	4	2x, last at Illinois State (12/21/23)
Blocks	-	-
Steals	2	2x, last vs. Bethel (1/6/24)
Minutes	27	at Western Illinois (1/4/24)

Career-Highs

Points	19	at Little Rock (1/7/23)
Total Rebounds	12	vs. Tennessee Tech (1/21/23)
Offensive	6	2x, last vs. Tennessee Tech (1/23/23)
Defensive	8	vs. UC Davis (11/27/22)
FG Made	7	at Little Rock (1/7/23)
FG Attempted	12	at Little Rock (1/7/23)
3-Point FG Made	4	vs. Eastern Illinois (2/16/23)
3-Point FG Attempted	6	vs. Eastern Illinois (2/16/23)
FT Made	6	vs. Southern Indiana (2/18/23)
FT Attempted	8	vs. Southern Indiana (2/18/23)
Assists	6	vs. Austin Peay (1/1/22)
Blocks	1	17x, last at Eastern Illinois (1/28/23)
Steals	4	vs. Southern Indiana (2/18/23)
Minutes	39	at Lindenwood (2/23/23)

Branson's Career Statistics at Southeast Missouri

Season	G-GS	Min	Avg	FG-FGA	Pct	3FG-3FGA	Pct	FT-FTA	Pct	Off	Def	Tot	Avg	PF	FO	A	TO	Blk	Stl	Pts	Avg
2020-21	27-2	426	15.8	27-52	.519	14-27	.519	14-15	.933	20	45	65	2.4	54	2	34	40	4	8	82	3.0
2021-22	32-25	566	17.7	29-79	.367	10-41	.244	20-31	.645	20	70	90	2.8	76	2	50	46	7	16	88	2.8
2022-23	32-27	783	24.5	76-167	.455	26-76	.342	41-58	.707	32	116	148	4.6	105	10	60	50	6	30	219	6.8
2023-24	7-2	147	21.0	11-30	.367	0-8	.000	8-11	.727	10	14	24	3.4	28	3	16	11	0	6	30	4.3
Totals	98-56	1922	19.6	143-328	.436	50-152	.329	83-115	.722	82	245	327	3.3	263	17	160	147	17	60	419	4.3

Ohio Valley Conference Games Only																					
Season	G-GS	Min	Avg	FG-FGA	Pct	3FG-3FGA	Pct	FT-FTA	Pct	Off	Def	Tot	Avg	PF	FO	A	TO	Blk	Stl	Pts	Avg
2020-21	20-2	346	17.3	21-43	.488	10-21	.476	11-11	1.000	18	38	56	2.8	41	2	26	31	4	7	63	3.2
2021-22	17-17	294	17.3	15-43	.349	5-23	.217	20-28	.714	14	33	47	2.8	46	1	32	26	4	10	55	3.2
2022-23	18-17	475	26.4	52-101	.515	17-44	.386	29-41	.707	21	70	91	5.1	66	7	36	28	3	22	150	8.3
2023-24	4-1	92	23.0	7-19	.368	0-5	.000	2-3	.667	7	9	16	4.0	19	3	5	6	0	2	16	4.0
Totals	59-37	1207	20.5	95-206	.461	32-93	.344	62-83	.747	60	150	210	3.6	172	13	99	91	11	41	284	4.8

OVC TOURNAMENT CHAMPIONS | 1999-2000 • 2022-2023

NCAA TOURNAMENT | 1999-2000 • 2022-2023



2023-24 SOUTHEAST MISSOURI BASKETBALL NOTES

PLAYER PROFILES



KOBE CLARK

24

// Forward // 6-6 // 180 // Junior
// St. Louis, Mo. // Vashon H.S. // Georgetown

2023-24: Led the Redhawks with 5.7 rebounds and averaged 3.7 points in three games off the bench...Returned after missing the last 17 games of the 2022-23 season with a knee injury to score seven points and lead Southeast Missouri with eight rebounds off at Grand Canyon (11/6)...Finished as SEMO's top rebounder in two games...Is out the rest of the season with a knee injury.

Clark's Game-by-Game Statistics

2023-24	FG	3P	FT	O/D	REB	E	PTS	A	TO	B	S	M
at Grand Canyon	2-4	1-2	2-5	4/4	8	0	7	0	2	0	1	20
at Butler	1-2	0-1	0-0	1/3	4	3	2	2	1	0	1	12
Evansville	1-3	0-2	0-0	2/3	5	2	2	0	1	0	0	16
Central Arkansas	DNP	-	-	-	-	-	-	-	-	-	-	-
vs. Evansville	DNP	-	-	-	-	-	-	-	-	-	-	-
at Chattanooga	DNP	-	-	-	-	-	-	-	-	-	-	-
at Kansas City	DNP	-	-	-	-	-	-	-	-	-	-	-
Missouri Baptist	DNP	-	-	-	-	-	-	-	-	-	-	-
Harris-Stowe	DNP	-	-	-	-	-	-	-	-	-	-	-
Purdue Fort Wayne	DNP	-	-	-	-	-	-	-	-	-	-	-
Lindsey Wilson	DNP	-	-	-	-	-	-	-	-	-	-	-
at Illinois State	DNP	-	-	-	-	-	-	-	-	-	-	-
Southern Indiana	DNP	-	-	-	-	-	-	-	-	-	-	-
Morehead State	DNP	-	-	-	-	-	-	-	-	-	-	-
at Western Illinois	DNP	-	-	-	-	-	-	-	-	-	-	-
Bethel (Tenn.)	DNP	-	-	-	-	-	-	-	-	-	-	-
Lindenwood	DNP	-	-	-	-	-	-	-	-	-	-	-
at Tennessee Tech												
SIU Edwardsville												
at UT Martin												
at Little Rock												
at Lindenwood												
Western Illinois												
Tennessee Tech												
Tennessee State												
at Eastern Illinois												
at SIU Edwardsville												
Little Rock												
UT Martin												
at Morehead State												
at Southern Indiana												
Totals	4-9	1-5	2-5	7/10	17	5	11	2	4	0	2	48

• - Game Started

2023-24 Season-Highs

Points.....	7	at Grand Canyon (11/6/23)
Total Rebounds.....	8	at Grand Canyon (11/6/23)
Offensive.....	4	at Grand Canyon (11/6/23)
Defensive.....	4	at Grand Canyon (11/6/23)
FG Made.....	2	at Grand Canyon (11/6/23)
FG Attempted.....	4	at Grand Canyon (11/6/23)
3-Point FG Made.....	1	at Grand Canyon (11/6/23)
3-Point FG Attempted.....	2	2x, last vs. Evansville (11/15/23)
FT Made.....	2	at Grand Canyon (11/6/23)
FT Attempted.....	5	at Grand Canyon (11/6/23)
Assists.....	2	at Butler (11/10/23)
Blocks.....	-	-
Steals.....	1	2x, last at Butler (11/10/23)
Minutes.....	20	at Grand Canyon (11/6/23)

Career-Highs

Points.....	13	at Evansville (11/16/22)
Total Rebounds.....	16	2x, last at Arkansas State (12/14/22)
Offensive.....	6	2x, last vs. William Woods (11/22/22)
Defensive.....	14	at Arkansas State (12/14/22)
FG Made.....	5	at Iowa (12/17/22)
FG Attempted.....	12	2x, last at Southern Indiana (12/29/22)
3-Point FG Made.....	2	3x, last at Missouri (12/4/22)
3-Point FG Attempted.....	4	5x, last vs. UT Martin (1/19/23)
FT Made.....	4	at Evansville (11/16/22)
FT Attempted.....	6	at Arkansas State (12/14/22)
Assists.....	8	at Milwaukee (11/28/22)
Blocks.....	5	vs. Boston (11/26/22)
Steals.....	5	at Milwaukee (11/28/22)
Minutes.....	38	2x, last at Arkansas State (12/14/22)

Clark's Career Statistics at Southeast Missouri

Overall

Season	G-GS	Min	Avg	FG-FGA	Pct	3FG-3FGA	Pct	FT-FTA	Pct	Off	Def	Tot	Avg	PE	FO	A	TO	Blk	Stl	Pts	Avg
2022-23	19-15	571	30.1	49-132	.371	12-48	.250	16-27	.593	47	118	165	8.7	61	1	50	36	23	28	126	6.6
2023-24	3-0	48	16.0	4-9	.444	1-5	.200	2-5	.400	7	10	17	5.7	5	0	2	4	0	2	11	3.7
Totals	22-15	619	28.1	53-141	.376	13-53	.245	18-32	.563	54	128	182	8.3	66	1	52	40	23	30	137	6.2

Ohio Valley Conference Games Only

Season	G-GS	Min	Avg	FG-FGA	Pct	3FG-3FGA	Pct	FT-FTA	Pct	Off	Def	Tot	Avg	PE	FO	A	TO	Blk	Stl	Pts	Avg
2022-23	6-3	150	25.0	11-34	.324	2-13	.154	4-10	.400	13	32	45	7.5	20	1	10	14	6	6	28	4.7
2023-24																					
Totals																					



JOSH EARLEY

21

// Forward // 6-7 // 242 // Senior

// Shawnee Mission, Kan. // Bishop Miege H.S. // Tulsa

2023-24: Scored double figures in his first career Southeast Missouri start at Grand Canyon (11/6)...Shot 5-of-6 from the field and finished with 10 points against the Lopes...Also logged 17 minutes and added a career-high four steals...Ranks fourth on the team scoring (8.2 ppg) and second in rebounding (3.7 rpg)...Dropped in a career-high 19 points and finished with seven boards vs. Central Arkansas (11/20)...Started 14 games...Is fifth on the team with eight steals...Returned after missing two games with a hip injury to play eight minutes at Purdue Fort Wayne (12/9)...Scored double figures in his last three starts...Was also the Redhawks top scorer in each of those games.

Earley's Game-by-Game Statistics

2023-24	FG	3P	FT	O/D	REB	E	PTS	A	TO	B	S	M
at Grand Canyon*	5-6	0-0	0-0	0/1	1	3	10	0	2	0	4	17
at Butler*	1-5	0-0	0-2	2/2	4	0	2	0	2	0	2	20
Evansville*	2-5	0-0	0-0	2/2	4	1	4	0	4	0	0	18
Central Arkansas*	8-9	0-0	3-4	2/5	7	1	19	0	1	1	0	30
vs. Evansville*	4-5	0-0	0-0	2/3	5	0	8	0	3	0	0	16
at Chattanooga*	0-2	0-0	0-0	0/1	1	1	0	0	2	0	0	12
at Kansas City*	2-4	0-0	0-1	0/2	2	4	4	0	2	0	0	15
Missouri Baptist	DNP	-	-	-	-	-	-	-	-	-	-	-
Harris-Stowe	DNP	-	-	-	-	-	-	-	-	-	-	-
Purdue Fort Wayne	1-1	0-0	0-0	1/2	3	0	2	0	0	0	0	8
Lindsey Wilson*	3-6	0-0	0-0	0/0	0	1	6	0	0	0	0	16
at Illinois State*	2-2	0-0	0-0	2/0	2	1	4	1	1	1	0	17
Southern Indiana*	4-9	0-0	0-0	1/3	4	4	8	0	1	1	1	23
Morehead State*	4-5	0-0	0-0	2/2	4	0	8	0	0	0	1	23
at Western Illinois*	9-14	0-0	0-1	2/3	5	2	18	0	2	2	0	24
Bethel (Tenn.)*	7-11	0-0	0-0	3/3	6	1	14	0	1	0	0	23
Lindenwood*	5-9	0-0	6-9	1/6	7	2	16	0	2	1	0	23
at Tennessee Tech												
SIU Edwardsville												
at UT Martin												
at Little Rock												
at Lindenwood												
Western Illinois												
Tennessee Tech												
Tennessee State												
at Eastern Illinois												
at SIU Edwardsville												
Little Rock												
UT Martin												
at Morehead State												
at Southern Indiana												
Totals	57-93	0-0	9-17	20/35	55	21	123	1	23	6	8	283

• - Game Started

2023-24 Season-Highs

Points.....	19	vs. Central Arkansas (11/20/23)
Total Rebounds.....	7	2x, last vs. Lindenwood (1/11/24)
Offensive.....	3	vs. Bethel (1/6/24)
Defensive.....	6	vs. Lindenwood (1/11/24)
FG Made.....	9	at Western Illinois (1/4/24)
FG Attempted.....	14	at Western Illinois (1/4/24)
3-Point FG Made.....	-	-
3-Point FG Attempted.....	-	-
FT Made.....	6	vs. Lindenwood (1/11/24)
FT Attempted.....	9	vs. Lindenwood (1/11/24)
Assists.....	-	-
Blocks.....	2	at Western Illinois (1/4/24)
Steals.....	4	at Grand Canyon (11/6/23)
Minutes.....	30	vs. Central Arkansas (11/20/23)

Career-Highs

Points.....	19	vs. Central Arkansas (11/20/23)
Total Rebounds.....	13	vs. Morehead State (3/3/23)
Offensive.....	5	vs. Lyon College (11/12/22)
Defensive.....	12	vs. Morehead State (3/3/23)
FG Made.....	9	at Western Illinois (1/4/24)
FG Attempted.....	14	at Western Illinois (1/4/24)
3-Point FG Made.....	-	-
3-Point FG Attempted.....	-	-
FT Made.....	6	vs. Lindenwood (1/11/24)
FT Attempted.....	11	vs. Little Rock (2/2/23)
Assists.....	1	2x, last vs. Morehead State (3/3/23)
Blocks.....	2	3x, last at Western Illinois (1/4/24)
Steals.....	4	at Grand Canyon (11/6/23)
Minutes.....	30	vs. Central Arkansas (11/20/23)

Earley's Career Statistics at Southeast Missouri

Overall																			
Season	G-GS	Min	Avg	FG-FGA	Pct	3FG-3FGA	Pct	FT-FTA	Pct	Off	Def	Tot	Avg	PE	EQ	A	TO	Blk	Stl
2022-23	31-0	545	17.6	104-176	.591	0-0	.000	31-61	.508	43	116	159	5.1	49	0	2	30	7	5
2023-24	15-14	285	19.0	57-93	.613	0-0	.000	9-17	.529	20	35	55	3.7	21	0	1	23	6	8
Totals	46-14	830	18.0	161-269	.599	0-0	.000	40-78	.513	63	151	214	4.7	70	0	3	53	13	13
Ohio Valley Conference Games Only																			
Season	G-GS	Min	Avg	FG-FGA	Pct	3FG-3FGA	Pct	FT-FTA	Pct	Off	Def	Tot	Avg	PE	EQ	A	TO	Blk	Stl
2022-23	17-0	269	15.8	51-87	.586	0-0	.000	13-29	.448	22	51	73	4.3	24	0	0	18	3	2
2023-24	4-4	93	23.3	22-37	.595	0-0	.000	6-10	.600	6	14	20	5.0	8	0	0	5	4	2
Totals	21-4	362	17.2	73-124	.589	0-0	.000	19-39	.487	28	65	93	4.4	32	0	0	23	7	4



2023-24 SOUTHEAST MISSOURI BASKETBALL NOTES

PLAYER PROFILES



GAVYN ELKAMIL

22

// Guard // 6-5 // 190 // Sophomore
// Pittsburg, Kan. // Link Prep Academy // Tulsa

2023-24: Played in 13 games...Is averaging 2.7 points and 2.2 rebounds per contest...Made his Southeast Missouri debut when he came off the bench to score six points on two 3-pointers at Grand Canyon (11/6)...Had two rebounds and one steal, as well... Played nine minutes at Butler (11/10)...Scored double figures for the first time in his career when he had 11 points vs. Central Arkansas (11/20)...Knocked down three 3-pointers against the Bears...Grabbed a season-high five rebounds vs. Harris-Stowe (12/6)...Scored eight points and made two 3-pointers vs. Lindsey Wilson (12/17).

Elkamil's Game-by-Game Statistics

2023-24	FG	3P	FT	O/D	REB	E	PTS	A	TO	B	S	M
at Grand Canyon	2-6	2-2	0-0	2/0	2	0	6	1	0	0	1	11
at Butler	0-2	0-2	0-0	0/0	0	0	0	0	0	0	0	9
Evansville	0-2	0-2	0-0	0/3	3	1	0	1	1	0	0	10
Central Arkansas	3-7	3-7	2-2	2/1	3	0	11	0	0	0	0	16
vs. Evansville	1-7	0-4	1-1	2/2	4	0	3	2	1	0	0	10
at Chattanooga	1-3	0-2	0-0	0/1	1	1	2	0	0	0	0	9
at Kansas City	0-1	0-1	0-0	1/1	2	4	0	1	0	1	0	10
Missouri Baptist	0-2	0-2	0-0	1/0	1	1	0	0	0	0	0	9
Harris-Stowe	1-3	1-3	2-2	1/4	5	2	5	1	0	0	0	13
Purdue Fort Wayne	0-2	0-0	0-0	0/1	1	0	0	0	0	0	0	9
Lindsey Wilson	2-3	2-2	2-2	0/2	2	1	8	4	0	0	1	13
at Illinois State	0-2	0-1	0-0	1/2	3	2	0	0	0	1	0	10
Southern Indiana	DNP	-	-	-	-	-	-	-	-	-	-	-
Morehead State	DNP	-	-	-	-	-	-	-	-	-	-	-
at Western Illinois	DNP	-	-	-	-	-	-	-	-	-	-	-
Bethel (Tenn.)	0-0	0-0	0-0	0/1	1	0	0	0	0	0	0	2
Lindenwood	DNP	-	-	-	-	-	-	-	-	-	-	-
at Tennessee Tech												
SIU Edwardsville												
at UT Martin												
at Little Rock												
at Lindenwood												
Western Illinois												
Tennessee Tech												
Tennessee State												
at Eastern Illinois												
at SIU Edwardsville												
Little Rock												
UT Martin												
at Morehead State												
at Southern Indiana												
Totals	10-40	8-28	7-7	10/18	28	12	35	10	2	2	2	131

• - Game Started

2023-24 Season/Career-Highs

Points.....	11	vs. Central Arkansas (11/20/23)
Total Rebounds.....	5	vs. Harris-Stowe (12/6/23)
Offensive.....	2	3x, last vs. Evansville (11/25/23)
Defensive.....	4	vs. Harris-Stowe (12/6/23)
FG Made.....	3	vs. Central Arkansas (11/20/23)
FG Attempted.....	7	2x, last vs. Evansville (11/25/23)
3-Point FG Made.....	3	vs. Central Arkansas (11/20/23)
3-Point FG Attempted.....	7	vs. Central Arkansas (11/20/23)
FT Made.....	2	3x, last vs. Lindsey Wilson (12/17/23)
FT Attempted.....	2	3x, last vs. Lindsey Wilson (12/17/23)
Assists.....	4	vs. Lindsey Wilson (12/17/23)
Blocks.....	1	2x, last Illinois State (12/21/23)
Steals.....	1	2x, last vs. Lindsey Wilson (12/17/23)
Minutes.....	16	vs. Central Arkansas (11/20/23)

Elkamil's Career Statistics at Southeast Missouri

Overall

Season	G-GS	Min	Avg	FG-FGA	Pct	3FG-3FGA	Pct	FT-FTA	Pct	Off	Def	Tot	Avg	PE	FO	A	TO	Blk	Stl	Pts	Avg
2023-24	13-0	131	10.1	10-40	.250	8-28	.286	7-7	1.000	10	18	28	2.2	12	0	10	2	2	2	35	2.7

Ohio Valley Conference Games Only

Season	G-GS	Min	Avg	FG-FGA	Pct	3FG-3FGA	Pct	FT-FTA	Pct	Off	Def	Tot	Avg	PE	FO	A	TO	Blk	Stl	Pts	Avg
2023-24																					



EVAN EURSHER

// Guard // 6-2 // 177 // Sophomore
// Hendersonville, Tenn. // The Webb School

2023-24: Played 14 minutes off the bench in Southeast Missouri's season-opener at Grand Canyon (11/6)...Had one rebound to go along with one assist...Scored his first points of the season at Butler (11/10)...Averages 4.6 points and 2.8 rebounds per game...Scored double figures for the first time this season with 10 points and grabbed six rebounds vs. Central Arkansas (11/20)...Pulled down a career-high seven rebounds and scored nine points vs. Harris-Stowe (12/6)...Logged a career-high 27 minutes at Purdue Fort Wayne (12/9)...Missed two games with an ankle injury...Matched a career-high with 13 points off the bench vs. Bethel (1/6)...Followed that up with 11 points and six rebounds vs. Lindenwood (1/11).

Eursher's Game-by-Game Statistics

2023-24	FG	3P	FT	O/D	REB	E	PTS	A	TO	B	S	M
at Grand Canyon	0-3	0-1	0-0	0/1	1	2	0	1	0	0	0	14
at Butler	1-3	0-2	0-0	0/0	0	0	2	1	0	0	1	9
Evansville	2-5	1-2	2-2	0/3	3	0	7	1	2	0	0	17
Central Arkansas	3-5	2-4	2-4	1/5	6	3	10	1	2	0	0	22
vs. Evansville	1-1	0-0	0-0	0/1	1	1	2	1	0	0	0	10
at Chattanooga	2-7	1-4	0-0	0/1	1	3	5	0	1	0	1	13
at Kansas City	0-5	0-4	0-0	0/0	0	2	0	0	0	0	1	10
Missouri Baptist	1-2	0-1	2-2	2/1	3	1	4	4	1	0	1	19
Harris-Stowe	3-4	1-2	2-2	3/4	7	1	9	2	0	0	0	18
Purdue Fort Wayne	2-5	1-2	1-2	1/2	3	3	6	0	0	0	0	27
Lindsey Wilson	DNP	-	-	-	-	-	-	-	-	-	-	-
at Illinois State	DNP	-	-	-	-	-	-	-	-	-	-	-
Southern Indiana	0-1	0-1	0-0	0/3	3	1	0	1	1	0	0	9
Morehead State	0-1	0-1	0-0	0/1	1	0	0	0	0	0	0	8
at Western Illinois	0-1	0-1	0-0	0/2	2	0	0	0	0	0	1	18
Bethel (Tenn.)	5-9	1-2	2-2	1/4	5	0	13	4	0	0	1	26
Lindenwood	4-7	3-3	0-0	2/4	6	0	11	0	1	0	0	25
at Tennessee Tech												
SIU Edwardsville												
at UT Martin												
at Little Rock												
at Lindenwood												
Western Illinois												
Tennessee Tech												
Tennessee State												
at Eastern Illinois												
at SIU Edwardsville												
Little Rock												
UT Martin												
at Morehead State												
at Southern Indiana												
Totals	24-59	10-30	11-14	10/32	42	17	69	16	8	0	6	245

• - Game Started

2023-24 Season-Highs

Points.....	13	vs. Bethel (1/6/24)
Total Rebounds.....	7	vs. Harris-Stowe (12/6/23)
Offensive.....	3	vs. Harris-Stowe (12/6/23)
Defensive.....	5	vs. Central Arkansas (11/20/23)
FG Made.....	5	vs. Bethel (1/6/24)
FG Attempted.....	9	vs. Bethel (1/6/24)
3-Point FG Made.....	3	vs. Lindenwood (1/11/24)
3-Point FG Attempted.....	4	2x, last at Chattanooga (11/26/23)
FT Made.....	2	5x, last vs. Bethel (1/6/24)
FT Attempted.....	4	vs. Central Arkansas (11/20/23)
Assists.....	4	2x, last vs. Bethel (1/6/24)
Blocks.....	-	-
Steals.....	1	5x, last vs. Bethel (1/6/24)
Minutes.....	27	at Purdue Fort Wayne (12/9/23)

Career-Highs

Points.....	13	2x, last vs. Bethel (1/6/24)
Total Rebounds.....	7	vs. Harris-Stowe (12/6/23)
Offensive.....	3	vs. Harris-Stowe (12/6/23)
Defensive.....	5	vs. Central Arkansas (11/20/23)
FG Made.....	5	2x, last vs. Bethel (1/6/24)
FG Attempted.....	9	vs. Bethel (1/6/24)
3-Point FG Made.....	3	2x, last vs. Lindenwood (1/11/24)
3-Point FG Attempted.....	6	vs. Lyon College (11/12/22)
FT Made.....	3	vs. Southern Indiana (2/18/23)
FT Attempted.....	4	2x, last vs. Central Arkansas (11/20/23)
Assists.....	4	2x, last vs. Bethel (1/6/24)
Blocks.....	1	vs. Southern Illinois (12/21/22)
Steals.....	2	2x, last vs. UT Martin (1/19/23)
Minutes.....	27	at Purdue Fort Wayne (12/9/23)

Eursher's Career Statistics at Southeast Missouri

Overall																			
Season	G-GS	Min	Avg	FG-FGA	Pct	3FG-3FGA	Pct	FT-FTA	Pct	Off	Def	Tot	Avg	PF	FO	A	TO	Blk	Stl
2022-23	25-0	213	8.5	15-45	.333	8-34	.235	9-12	.750	5	17	22	0.9	15	0	5	8	1	9
2023-24	15-0	245	16.3	24-59	.407	10-30	.333	11-14	.786	10	32	42	2.8	17	0	16	8	0	6
Totals	40-0	458	11.5	39-104	.375	18-64	.281	20-26	.769	15	49	64	1.6	32	0	21	16	1	15
Ohio Valley Conference Games Only																			
Season	G-GS	Min	Avg	FG-FGA	Pct	3FG-3FGA	Pct	FT-FTA	Pct	Off	Def	Tot	Avg	PF	FO	A	TO	Blk	Stl
2022-23	14-0	90	6.4	6-17	.353	3-13	.231	7-8	.875	2	6	8	0.6	8	0	3	3	0	4
2023-24	4-0	60	15.0	4-10	.400	3-6	.500	0-0	.000	2	10	12	3.0	1	0	1	2	0	1
Totals	18-0	150	8.3	10-27	.370	6-19	.316	7-8	.875	4	16	20	1.1	9	0	4	5	0	5



2023-24 SOUTHEAST MISSOURI BASKETBALL NOTES

PLAYER PROFILES



MASON HANBACK

35

// Center // 7-0 // 245 // Sophomore
// Jackson, Tenn. // Tennessee Prep

2023-24: Saw action in 15 games...Played six minutes off the bench at Butler (11/10)...Had a season-high six points vs. Missouri Baptist (12/3) and Harris-Stowe (12/6)...Scored two points in both games vs. Evansville (11/15, 11/25), at Chattanooga (11/26) and at Kansas City (11/30)...Played a career-high 20 minutes vs. the Hornets...Averages 2.5 points and 1.6 rebounds a game...Is shooting a team-best 69.2 percent (18-of-26) from the field...Pulled down a career-high four rebounds at Illinois State (12/21)...Scored in 12 of the 15 games he played...Matched his career-best four rebounds at Western Illinois (1/4).

Hanback's Game-by-Game Statistics

2023-24	FG	3P	FT	O/D	REB	E	PTS	A	TO	B	S	M
at Grand Canyon	DNP	-	-	-	-	-	-	-	-	-	-	-
at Butler	0-1	0-0	0-0	0/1	1	1	0	0	0	0	0	6
Evansville	1-1	0-0	0-1	1/0	1	1	2	0	0	0	0	9
Central Arkansas	DNP	-	-	-	-	-	-	-	-	-	-	-
vs. Evansville	1-2	0-0	0-0	0/0	0	1	2	0	1	0	0	9
at Chattanooga	1-1	0-0	0-0	0/0	0	1	2	0	0	0	0	7
at Kansas City	1-1	0-0	0-0	2/1	3	3	2	0	0	1	0	11
Missouri Baptist	3-3	0-0	0-0	0/2	2	3	6	1	0	0	0	16
Harris-Stowe	3-3	0-0	0-0	0/3	3	0	6	0	0	0	1	20
Purdue Fort Wayne	1-1	0-0	0-0	1/0	1	3	2	0	0	1	0	8
Lindsey Wilson	3-5	0-0	0-0	0/1	1	0	6	0	1	0	0	9
at Illinois State	1-2	0-0	0-1	2/2	4	3	2	0	1	0	1	17
Southern Indiana	1-2	0-0	0-0	1/1	2	1	2	1	1	1	0	13
Morehead State	0-0	0-0	0-0	0/1	1	2	0	0	1	0	0	7
at Western Illinois	1-3	0-0	0-0	2/2	4	2	2	0	0	0	0	10
Bethel (Tenn.)	1-1	0-0	1-2	0/1	1	2	3	0	1	1	0	6
Lindenwood	0-0	0-0	0-0	0/0	0	0	0	0	0	1	0	4
at Tennessee Tech												
SIU Edwardsville												
at UT Martin												
at Little Rock												
at Lindenwood												
Western Illinois												
Tennessee Tech												
Tennessee State												
at Eastern Illinois												
at SIU Edwardsville												
Little Rock												
UT Martin												
at Morehead State												
at Southern Indiana												
Totals	18-26	0-0	1-4	9/15	24	23	38	2	6	5	2	152

• - Game Started

2023-24 Season-Highs

Points.....	6	3x, last vs. Lindsey Wilson (12/17/23)
Total Rebounds.....	4	2x, last at Western Illinois (1/4/24)
Offensive.....	2	3x, last at Western Illinois (1/4/24)
Defensive.....	3	vs. Harris-Stowe (12/6/23)
FG Made.....	3	3x, last vs. Lindsey Wilson (12/17/23)
FG Attempted.....	5	vs. Lindsey Wilson (12/17/23)
3-Point FG Made.....	-	-
3-Point FG Attempted.....	-	-
FT Made.....	1	vs. Bethel (1/6/24)
FT Attempted.....	2	vs. Bethel (1/6/24)
Assists.....	1	2x, last vs. Southern Indiana (12/29/23)
Blocks.....	1	3x, last vs. Bethel (1/6/24)
Steals.....	1	2x, last at Illinois State (12/21/23)
Minutes.....	20	vs. Harris-Stowe (12/6/23)

Career-Highs

Points.....	8	vs. Eastern Illinois (2/16/23)
Total Rebounds.....	4	2x, last at Western Illinois (1/4/24)
Offensive.....	2	3x, last at Western Illinois (1/4/24)
Defensive.....	3	vs. Harris-Stowe (12/6/23)
FG Made.....	4	vs. Eastern Illinois (2/16/23)
FG Attempted.....	5	vs. Lindsey Wilson (12/17/23)
3-Point FG Made.....	-	-
3-Point FG Attempted.....	-	-
FT Made.....	1	3x, last vs. Bethel (1/6/24)
FT Attempted.....	2	2x, last vs. Bethel (1/6/24)
Assists.....	1	2x, last vs. Southern Indiana (12/29/23)
Blocks.....	3	at Morehead State (1/14/23)
Steals.....	1	2x, last at Illinois State (12/21/23)
Minutes.....	20	vs. Harris-Stowe (12/6/23)

Hanback's Career Statistics at Southeast Missouri

Overall

Season	G-GS	Min	Avg	FG-FGA	Pct	3FG-3FGA	Pct	FT-FTA	Pct	Off	Def	Tot	Avg	PE	FO	A	TO	Blk	Stl	Pts	Avg
2022-23	10-0	49	4.9	8-9	.889	0-0	.000	2-3	.667	0	3	3	0.3	8	0	0	2	3	0	18	1.8
2023-24	15-0	152	10.1	18-26	.692	0-0	.000	1-4	.250	9	15	24	1.6	23	0	2	6	5	2	37	2.5
Totals	25-0	201	8.0	26-35	.743	0-0	.000	3-7	.429	9	18	27	1.1	31	0	2	8	8	2	55	2.2

Ohio Valley Conference Games Only

Season	G-GS	Min	Avg	FG-FGA	Pct	3FG-3FGA	Pct	FT-FTA	Pct	Off	Def	Tot	Avg	PE	FO	A	TO	Blk	Stl	Pts	Avg
2022-23	5-0	30	6.0	6-7	.857	0-0	.000	0-0	.000	0	2	2	0.4	7	0	0	1	3	0	12	2.4
2023-24	4-0	34	8.5	2-5	.400	0-0	.000	0-0	.000	3	4	7	1.8	5	0	1	2	2	0	4	1.0
Totals	9-0	64	7.1	8-12	.667	0-0	.000	0-0	.000	3	6	9	1.0	12	0	1	3	5	0	16	1.8



10

// Barendrecht, Netherlands // Golden State Prep

Idada's Game-by-Game Statistics

2023-24	FG	3P	FT	O/D	REB	F	PTS	A	TO	B	S	M
at Grand Canyon	0-1	0-0	0-0	0/0	0	5	0	1	1	2	0	10
at Butler	2-2	0-0	1-3	3/2	5	2	5	0	2	1	0	14
Evansville	0-2	0-0	0-2	0/1	1	0	0	0	1	0	1	11
Central Arkansas	2-2	0-0	0-0	0/6	6	3	4	0	0	0	0	9
vs. Evansville	1-2	0-0	0-2	0/3	3	2	2	0	1	2	0	7
at Chattanooga	2-5	0-1	2-6	5/7	12	3	6	0	1	1	1	15
at Kansas City	0-2	0-0	0-2	0/0	0	1	0	0	0	2	0	10
Missouri Baptist*	1-5	0-0	0-3	7/2	9	4	2	0	1	0	0	16
Harris-Stowe*	2-3	0-0	5-6	2/5	7	1	9	1	1	1	1	16
Purdue Fort Wayne*	0-1	0-0	0-0	0/1	1	3	0	0	4	0	1	11
Lindsey Wilson	1-1	0-0	0-0	1/1	2	0	2	0	0	0	0	9
at Illinois State	0-0	0-0	0-0	0/0	0	0	0	0	1	0	0	3
Southern Indiana	0-1	0-0	0-0	0/2	2	1	0	0	1	1	0	3
Morehead State	0-0	0-0	0-0	0/0	0	3	0	0	1	0	0	1
at Western Illinois	1-1	0-0	0-1	1/0	1	0	2	0	0	0	1	6
Bethel (Tenn.)	0-0	0-0	0-0	0/0	0	1	0	0	1	0	0	5
Lindenwood	0-0	0-0	0-0	1/0	1	1	0	0	0	0	0	6
at Tennessee Tech												
SIU Edwardsville												
at UT Martin												
at Little Rock												
at Lindenwood												
Western Illinois												
Tennessee Tech												
Tennessee State												
at Eastern Illinois												
at SIU Edwardsville												
Little Rock												
UT Martin												
at Morehead State												
at Southern Indiana												
Totals	12-28	0-1	8-25	20/30	50	30	32	2	16	10	5	152

- - Game Started

Points	9	vs. Harris-Stowe (12/6/23)
Total Rebounds	12	at Chattanooga (11/26/23)
Offensive	7	vs. Missouri Baptist (12/3/23)
Defensive	7	at Chattanooga (11/26/23)
FG Made	2	4x, last vs. Harris-Stowe (12/6/23)
FG Attempted	5	2x, last vs. Missouri Baptist (12/3/23)
3-Point FG Made	-	-
3-Point FG Attempted	1	at Chattanooga (11/26/23)
FT Made	5	vs. Harris-Stowe (12/6/23)
FT Attempted	6	2x, last vs. Harris-Stowe (12/6/23)
Assists	1	2x, last vs. Harris-Stowe (12/6/23)
Blocks	2	3x, last at Kansas City (11/30/23)
Steals	1	4x, last at Western Illinois (1/4/24)
Minutes	16	2x, last vs. Harris-Stowe (12/6/23)

Overall

Ohio Valley Conference Games Only

Season	G-GS	Min	Avg	FG-FGA	Pct	3FG-3FGA	Pct	FT-FTA	Pct	Off	Def	Tot	Avg	PF	FO	A	TQ	Blk	Stl	Pts	Avg
2023-24	4-0	16	4.0	1-2	.500	0-0	.000	0-1	.000	2	2	4	1.0	5	0	0	2	1	1	2	0.5



2023-24 SOUTHEAST MISSOURI BASKETBALL NOTES

PLAYER PROFILES



4

ADAM LARSON

// Forward // 6-9 // 180 // Sophomore
// Fennimore, Wis. // Fennimore H.S.

2023-24: Southeast Missouri's second-leading scorer with 9.8 points per game...Played in all 17 games and started the last 14 contests...Pitched in a career-high 22 points and made a career-best six 3-pointers vs. Evansville (11/25)...Followed that up with a team-high 13 points at Chattanooga (11/26)...Averaged 17.5 points and made 10 three-pointers in two starts at the Coke Zero Sugar Classic (11/25-26)...Scored double figures a total of eight times...Made three or more 3-pointers in eight games...Ranks sixth in the Ohio Valley Conference in 3-point field goals made (2.4 per game)...Made 40 threes for the year...Sunk a career-high 10 free throws and scored 15 points vs. Missouri Baptist (12/3)...Had 19 points vs. Harris-Stowe (12/6)...Leads the team in 3-point field goal percentage (.435)...Made a three in 10-straight games.

Larson's Game-by-Game Statistics

2023-24	FG	3P	FT	O/D	REB	E	PTS	A	TO	B	S	M
at Grand Canyon	4-6	3-5	2-4	0/5	5	0	13	0	1	0	0	18
at Butler	4-7	3-5	0-0	0/2	2	2	11	0	0	1	0	14
Evansville	3-5	1-3	0-0	0/2	2	1	7	0	0	2	0	13
Central Arkansas*	0-2	0-2	0-0	2/0	2	3	0	0	1	0	0	8
vs. Evansville*	7-10	6-8	2-2	1/3	4	1	22	2	0	1	0	27
at Chattanooga*	4-8	4-6	1-2	0/3	3	2	13	0	1	0	0	23
at Kansas City*	0-4	0-2	2-2	0/3	3	1	2	0	0	0	0	21
Missouri Baptist*	2-9	1-8	10-12	1/3	4	1	15	3	0	0	1	23
Harris-Stowe*	7-14	3-10	2-4	3/1	4	0	19	1	2	0	0	21
Purdue Fort Wayne*	3-9	2-9	0-0	1/4	5	1	6	0	1	0	0	30
Lindsey Wilson*	2-3	2-3	0-0	0/4	4	3	6	2	0	0	0	19
at Illinois State*	5-7	5-7	1-2	0/4	4	2	16	0	0	0	2	28
Southern Indiana*	3-9	3-7	2-4	3/3	6	4	11	2	1	0	1	25
Morehead State*	4-5	3-4	0-0	0/1	1	2	11	0	0	1	0	20
at Western Illinois*	2-7	2-6	1-3	0/1	1	2	7	0	0	0	1	19
Bethel (Tenn.)*	1-5	1-5	0-0	0/1	1	1	3	1	0	1	2	15
Lindenwood*	1-4	1-2	1-2	0/2	2	2	4	2	0	1	1	20
at Tennessee Tech												
SIU Edwardsville												
at UT Martin												
at Little Rock												
at Lindenwood												
Western Illinois												
Tennessee Tech												
Tennessee State												
at Eastern Illinois												
at SIU Edwardsville												
Little Rock												
UT Martin												
at Morehead State												
at Southern Indiana												
Totals	52-114	40-92	24-37	11/42	53	28	166	13	7	7	8	344

• - Game Started

2023-24 Season-Highs

Points	22	vs. Evansville (11/25/23)
Total Rebounds	6	vs. Southern Indiana (12/29/23)
Offensive	3	2x, last vs. Southern Indiana (12/29/23)
Defensive	5	at Grand Canyon (11/6/23)
FG Made	7	2x, last vs. Harris-Stowe (12/6/23)
FG Attempted	14	vs. Harris-Stowe (12/6/23)
3-Point FG Made	6	vs. Evansville (11/25/23)
3-Point FG Attempted	10	vs. Harris-Stowe (12/6/23)
FT Made	10	vs. Missouri Baptist (12/3/23)
FT Attempted	12	vs. Missouri Baptist (12/3/23)
Assists	3	vs. Missouri Baptist (12/3/23)
Blocks	2	vs. Evansville (11/15/23)
Steals	2	2x, last vs. Bethel (1/6/24)
Minutes	30	at Purdue Fort Wayne (12/9/23)

Career-Highs

Points	22	vs. Evansville (11/25/23)
Total Rebounds	6	vs. Southern Indiana (12/29/23)
Offensive	3	3x, last vs. Southern Indiana (12/29/23)
Defensive	5	2x, last at Grand Canyon (11/6/23)
FG Made	7	2x, last vs. Harris-Stowe (12/6/23)
FG Attempted	14	vs. Harris-Stowe (12/6/23)
3-Point FG Made	6	vs. Evansville (11/25/23)
3-Point FG Attempted	10	vs. Harris-Stowe (12/6/23)
FT Made	10	vs. Missouri Baptist (12/3/23)
FT Attempted	12	vs. Missouri Baptist (12/3/23)
Assists	3	vs. Missouri Baptist (12/3/23)
Blocks	3	at Eastern Illinois (1/28/23)
Steals	2	3x, last vs. Bethel (1/6/24)
Minutes	30	at Purdue Fort Wayne (12/9/23)

Larson's Career Statistics at Southeast Missouri

Overall																	
Season	G-GS	Min	Avg	FG-FGA	Pct	3FG-3FGA	Pct	FT-FTA	Pct	Off	Def	Tot	Avg	PE	FO	A	TO
2022-23	34-3	455	13.4	60-134	.448	39-103	.379	15-23	.652	9	50	59	1.7	43	0	4	8
2023-24	17-14	344	20.2	51-114	.447	40-92	.435	24-37	.649	11	42	53	3.1	28	0	13	7
Totals	51-17	799	15.7	111-248	.448	79-195	.405	39-60	.650	20	92	112	2.2	71	0	17	15
Ohio Valley Conference Games Only																	
Season	G-GS	Min	Avg	FG-FGA	Pct	3FG-3FGA	Pct	FT-FTA	Pct	Off	Def	Tot	Avg	PE	FO	A	TO
2022-23	18-0	206	11.4	29-68	.426	19-53	.358	0-2	.000	3	23	26	1.4	17	0	2	5
2023-24	4-4	84	21.0	10-25	.400	9-19	.474	4-9	.444	3	7	10	2.5	10	0	4	1
Totals	22-4	290	13.2	39-93	.419	28-72	.389	4-11	.364	6	30	36	1.6	27	0	6	6



ROB MARTIN

// Guard // 5-10 // 160 // Sophomore
// St. Louis, Mo. // Christian Brothers H.S. // Indiana State

2023-24: Leads the team in scoring with 11.9 points per game in 17 starts at point guard...Only Redhawk averaging double figures in the scoring column...Tops the Redhawks with 55 assists and ranks fifth in the Ohio Valley Conference with 3.2 per game...Scored double figures for the first time in his career when he had 10 points and had five assists at Chattanooga (11/26)...Scored nine points at Butler (11/10) and vs. Evansville (11/15 & 11/25)...Finished with 19 points vs. Harris-Stowe (12/6)...Scored 11 of the Redhawks first 16 points of that game...Is fifth in the OVC in assist/turnover ratio (55 assists/39 turnovers, 1.4 ratio)...Scored double figures in 10 of his last 12 starts...Finished with five or more assists in five of his starts...Dropped in a season-high 29 points and scored the game-winning basket with 1.1 seconds left to give Southeast Missouri its overtime victory over Southern Indiana (12/29)...Also had a season-best seven assists that game...Averages 16.8 points per game in four OVC starts...Ranks 11th in the OVC in scoring in conference play.

Martin's Game-by-Game Statistics

2023-24	FG	3P	FT	O/D	REB	E	PTS	A	TO	B	S	M
at Grand Canyon*	1-8	1-1	0-0	2/0	2	1	3	3	1	0	2	26
at Butler*	3-13	1-3	2-2	0/2	2	4	9	5	2	0	1	32
Evansville*	3-10	2-5	1-2	1/3	4	0	9	3	3	0	0	27
Central Arkansas*	1-5	0-2	2-2	0/1	1	2	4	2	1	0	1	28
vs. Evansville*	3-7	1-3	2-3	1/1	2	3	9	4	2	0	0	31
at Chattanooga*	4-8	1-2	1-1	1/0	1	1	10	5	2	0	0	34
at Kansas City*	4-14	0-3	0-0	2/0	2	1	8	2	1	0	0	31
Missouri Baptist*	4-10	2-4	2-3	0/3	3	1	12	3	2	0	0	30
Harris-Stowe*	8-11	3-4	0-0	1/5	6	0	19	5	3	0	1	26
Purdue Fort Wayne*	8-12	2-5	4-4	1/2	3	2	22	5	5	0	1	34
Lindsey Wilson*	5-8	2-3	0-0	0/0	0	2	12	0	1	0	1	28
at Illinois State*	3-9	0-3	1-1	0/1	1	2	7	4	5	0	0	30
Southern Indiana*	10-15	2-3	7-9	1/2	3	1	29	7	2	0	2	36
Morehead State*	6-14	1-2	1-1	0/2	2	3	14	0	4	0	0	28
at Western Illinois*	5-14	2-3	1-2	0/1	1	4	13	3	1	0	1	31
Bethel (Tenn.)*	5-8	0-2	2-2	0/4	4	1	12	1	2	0	0	28
Lindenwood*	4-11	1-5	2-2	0/2	2	4	11	3	2	0	0	24
at Tennessee Tech												
SIU Edwardsville												
at UT Martin												
at Little Rock												
at Lindenwood												
Western Illinois												
Tennessee Tech												
Tennessee State												
at Eastern Illinois												
at SIU Edwardsville												
Little Rock												
UT Martin												
at Morehead State												
at Southern Indiana												
Totals	77-177	21-53	28-34	10/29	39	32	203	55	39	0	10	504

• - Game Started

2023-24 Season/Career-Highs

Points	29	vs. Southern Indiana (12/29/23)
Total Rebounds	6	vs. Harris-Stowe (12/6/23)
Offensive	2	2x, last at Kansas City (11/30/23)
Defensive	5	vs. Harris-Stowe (12/6/23)
FG Made	10	vs. Southern Indiana (12/29/23)
FG Attempted	15	vs. Southern Indiana (12/29/23)
3-Point FG Made	3	vs. Harris-Stowe (12/6/23)
3-Point FG Attempted	5	3x, last vs. Lindenwood (11/24)
FT Made	7	vs. Southern Indiana (12/29/23)
FT Attempted	9	vs. Southern Indiana (12/29/23)
Assists	7	vs. Southern Indiana (12/29/23)
Blocks	-	-
Steals	2	2x, last vs. Southern Indiana (12/29/23)
Minutes	36	vs. Southern Indiana (12/29/23)

Martin's Career Statistics at Southeast Missouri

Overall																			
Season	G-GS	Min	Avg	FG-FGA	Pct	3FG-3FGA	Pct	FT-FTA	Pct	Off	Def	Tot	Avg	PF	FO	A	TO	Blk	Stl
2023-24	17-17	504	29.6	77-177	.435	21-53	.396	28-34	.824	10	29	39	2.3	32	0	55	39	0	10
Ohio Valley Conference Games Only																			
Season	G-GS	Min	Avg	FG-FGA	Pct	3FG-3FGA	Pct	FT-FTA	Pct	Off	Def	Tot	Avg	PF	FO	A	TO	Blk	Stl
2023-24	4-4	119	29.8	25-54	.463	6-13	.462	11-14	.786	1	7	8	2.0	12	0	13	9	0	3



2023-24 SOUTHEAST MISSOURI BASKETBALL NOTES

PLAYER PROFILES



3

AQUAN SMART

// Guard // 6-3 // 175 // Junior

// Evanston, Ill. // Niles North H.S. // Florida International

2023-24: Averages 9.8 points and 3.2 rebounds per game and is tied for second on the team in scoring through 17 starts...Made a perfect 4-of-4 free throws and had eight points at Butler (11/10)... Scored two points, had three steals and grabbed two rebounds in his first start of the season at Grand Canyon (11/6)...Made the game-winning shot on a baseline jumper with seven seconds left to beat Central Arkansas (11/20)...Scored double figures in seven of his last 11 games...Finished with a season-high 19 points vs. both Missouri Baptist (12/3) and Southern Indiana (12/29)...Had a career-high eight assists against Harris-Stowe...Ranks second on the team with 49 assists and leads the Redhawks with 18 steals.

Smart's Game-by-Game Statistics

2023-24	FG	3P	FT	O/D	REB	E	PTS	A	TO	B	S	M
at Grand Canyon*	1-6	0-2	0-1	0/2	2	3	2	3	5	0	0	13
at Butler*	2-9	0-2	4-4	1/2	3	2	8	0	3	0	1	25
Evansville*	3-8	1-4	0-2	0/1	1	3	7	3	3	1	0	22
Central Arkansas*	3-11	1-6	2-4	0/5	5	3	9	4	5	0	0	27
vs. Evansville*	3-7	1-3	0-0	0/2	2	4	7	1	1	0	1	26
at Chattanooga*	0-7	0-2	0-0	0/2	2	4	0	0	0	0	0	21
at Kansas City*	4-9	0-1	5-7	0/5	5	4	13	0	1	0	1	26
Missouri Baptist*	4-9	2-5	9-10	1/2	3	0	19	5	3	0	1	28
Harris-Stowe*	4-11	2-6	0-0	1/3	4	1	10	8	3	0	1	25
Purdue Fort Wayne*	5-9	0-1	2-3	0/4	4	3	12	5	2	1	0	21
Lindsey Wilson*	5-10	1-4	7-9	0/7	7	0	18	5	3	1	2	28
at Illinois State*	3-11	0-4	1-1	0/1	1	5	7	0	1	0	1	19
Southern Indiana*	6-17	0-3	7-9	0/3	3	4	19	4	4	1	3	30
Morehead State*	4-16	0-2	9-10	0/5	5	2	17	6	5	0	2	36
at Western Illinois*	4-6	1-1	0-2	1/3	4	3	9	3	2	0	1	21
Bethel (Tenn.)*	3-7	1-3	0-0	0/0	0	1	7	1	2	1	1	16
Lindenwood*	1-8	1-2	0-0	0/3	3	3	3	1	0	0	2	16
at Tennessee Tech												
SIU Edwardsville												
at UT Martin												
at Little Rock												
at Lindenwood												
Western Illinois												
Tennessee Tech												
Tennessee State												
at Eastern Illinois												
at SIU Edwardsville												
Little Rock												
UT Martin												
at Morehead State												
at Southern Indiana												
Totals	55-161	11-51	46-62	4/50	54	45	167	49	43	5	17	399

• - Game Started

2023-24 Season-Highs

Points.....	19	2x, last vs. Southern Indiana (12/29/23)
Total Rebounds.....	7	vs. Lindsey Wilson (12/17/23)
Offensive.....	1	4x, last at Western Illinois (1/4/24)
Defensive.....	7	vs. Lindsey Wilson (12/17/23)
FG Made.....	6	vs. Southern Indiana (12/29/23)
FG Attempted.....	17	vs. Southern Indiana (12/29/23)
3-Point FG Made.....	2	2x, last vs. Harris-Stowe (12/6/23)
3-Point FG Attempted.....	6	2x, last vs. Harris-Stowe (12/6/23)
FT Made.....	9	2x, last vs. Morehead State (12/31/23)
FT Attempted.....	10	2x, last vs. Morehead State (12/31/23)
Assists.....	8	vs. Harris-Stowe (12/6/23)
Blocks.....	1	5x, last vs. Bethel (1/6/24)
Steals.....	3	vs. Southern Indiana (12/29/23)
Minutes.....	36	vs. Morehead State (12/31/23)

Career-Highs

Points.....	22	at Lindenwood (2/23/23)
Total Rebounds.....	8	at Lindenwood (2/23/23)
Offensive.....	2	3x, last at Lindenwood (2/23/23)
Defensive.....	7	vs. Little Rock (2/2/23)
FG Made.....	8	at Lindenwood (2/23/23)
FG Attempted.....	17	vs. Southern Indiana (12/29/23)
3-Point FG Made.....	3	2x, last at Lindenwood (2/23/23)
3-Point FG Attempted.....	6	2x, last vs. Harris-Stowe (12/6/23)
FT Made.....	9	2x, last vs. Morehead State (12/31/23)
FT Attempted.....	10	2x, last vs. Morehead State (12/31/23)
Assists.....	8	vs. Harris-Stowe (12/6/23)
Blocks.....	2	vs. Tennessee Tech (1/21/23)
Steals.....	4	3x, last at Lindenwood (2/23/23)
Minutes.....	42	2x, last at Lindenwood (2/23/23)

Smart's Career Statistics at Southeast Missouri

Overall

Season	G-GS	Min	Avg	FG-FGA	Pct	3FG-3FGA	Pct	FT-FTA	Pct	Off	Def	Tot	Avg	PE	FO	A	TO	Blk	Stl	Pts	Avg
2022-23	32-25	788	24.6	74-202	.366	20-69	.290	68-92	.739	14	84	98	3.1	109	8	70	75	12	48	236	7.4
2023-24	17-17	400	23.5	55-161	.342	11-51	.216	46-62	.742	4	50	54	3.2	45	1	49	43	5	18	167	9.8
Totals	49-42	1188	24.2	129-363	.355	31-120	.258	114-154	.740	18	134	152	3.1	154	9	119	118	17	66	403	8.2

Ohio Valley Conference Games Only

Season	G-GS	Min	Avg	FG-FGA	Pct	3FG-3FGA	Pct	FT-FTA	Pct	Off	Def	Tot	Avg	PE	FO	A	TO	Blk	Stl	Pts	Avg
2022-23	17-15	453	26.6	45-122	.369	10-44	.227	43-58	.741	8	52	60	3.5	58	4	40	39	7	27	143	8.4
2023-24	4-4	103	25.8	15-47	.319	2-8	.250	16-21	.762	1	14	15	3.8	12	0	14	11	1	8	48	12.0
Totals	21-19	556	26.5	60-169	.355	12-52	.231	59-79	.747	9	66	75	3.6	70	4	54	50	8	35	191	9.1



BRAXTON STACKER

44

// Guard // 6-5 // 185 // Sophomore

// Fairview Heights, Ill. // Cardinal Ritter H.S. // Murray State

2023-24: Is fifth on the team in scoring with 7.2 points per game in 17 games and 15 starts...Scored double figures for the first time when he finished with a season-high 13 points vs. Lindsey Wilson (12/17)...Had nine points and five rebounds in 25 minutes at Butler (11/10)...Posted eight points and four rebounds in his first career Southeast Missouri start at Grand Canyon (11/6)...Shot 3-of-5 from the field and drained one 3-pointer...Played 20 minutes against the Lopes...Second on the team with 15 steals...Had a season-high five assists vs. Harris-Stowe (12/6)...Dropped in 11 points for at Illinois State (12/21)...Scored nine points and had six rebounds in 25 minutes during his Ohio Valley Conference debut vs. Southern Indiana (12/29)...Tied for first on the team with 10 blocks...Scored 11 points for his third double-digit game of the season vs. Lindenwood (1/11).

Stacker's Game-by-Game Statistics

2023-24	FG	3P	FT	O/D	REB	E	PTS	A	TO	B	S	M
at Grand Canyon*	3-5	1-1	1-3	0/2	2	4	8	1	3	0	1	21
at Butler*	2-13	1-4	4-4	2/3	5	1	9	1	3	2	2	25
Evansville*	4-6	1-2	0-1	1/1	2	0	9	0	3	0	1	21
Central Arkansas*	1-4	0-2	0-2	0/0	0	2	2	0	2	0	1	12
vs. Evansville*	2-7	0-1	2-2	1/4	5	3	6	0	1	0	0	22
at Chattanooga*	2-7	0-1	4-5	1/1	2	3	8	1	2	1	0	18
at Kansas City*	2-7	0-2	0-0	1/6	7	3	4	0	2	1	1	24
Missouri Baptist*	4-9	0-2	1-1	0/2	2	0	9	0	1	0	1	15
Harris-Stowe*	2-5	0-2	1-2	2/1	3	4	5	5	1	0	1	15
Purdue Fort Wayne*	2-5	1-1	0-0	0/1	1	4	5	0	2	0	0	15
Lindsey Wilson*	4-8	3-5	2-2	1/4	5	0	13	1	1	1	1	21
at Illinois State*	4-12	0-2	3-4	3/2	5	4	11	0	1	1	1	24
Southern Indiana*	2-3	1-1	4-6	2/4	6	2	9	1	1	1	2	25
Morehead State*	0-2	0-0	7-8	1/0	1	3	7	0	1	1	0	21
at Western Illinois*	0-3	0-1	0-0	0/3	3	3	0	1	1	1	0	18
Bethel (Tenn.)	3-5	0-1	0-0	0/0	0	0	6	0	0	1	1	10
Lindenwood*	4-4	1-1	2-2	0/2	2	3	11	1	1	0	2	17
at Tennessee Tech												
SIU Edwardsville												
at UT Martin												
at Little Rock												
at Lindenwood												
Western Illinois												
Tennessee Tech												
Tennessee State												
at Eastern Illinois												
at SIU Edwardsville												
Little Rock												
UT Martin												
at Morehead State												
at Southern Indiana												
Totals	41-105	9-29	31-42	15/36	51	39	122	12	26	10	15	324

• - Game Started

2023-24 Season/Career-Highs

Points	13	vs. Lindsey Wilson (12/17/23)
Total Rebounds	7	at Kansas City (11/30/23)
Offensive	3	at Illinois State (12/21/23)
Defensive	6	at Kansas City (11/30/23)
FG Made	4	5x, last vs. Lindenwood (1/11/24)
FG Attempted	13	at Butler (11/10/23)
3-Point FG Made	3	vs. Lindsey Wilson (12/17/23)
3-Point FG Attempted	5	vs. Lindsey Wilson (12/17/23)
FT Made	7	vs. Morehead State (12/31/23)
FT Attempted	8	vs. Morehead State (12/31/23)
Assists	5	vs. Harris-Stowe (12/6/23)
Blocks	2	at Butler (11/10/23)
Steals	2	3x, last vs. Lindenwood (1/11/24)
Minutes	25	2x, last vs. Southern Indiana (12/29/23)

Stacker's Career Statistics at Southeast Missouri

Overall																			
Season	G-GS	Min	Avg	FG-FGA	Pct	3FG-3FGA	Pct	FT-FTA	Pct	Off	Def	Tot	Avg	PF	FO	A	TO	Blk	Stl
2023-24	17-15	324	19.1	41-105	.390	9-29	.310	31-42	.738	15	36	51	3.0	39	0	12	26	10	15
Ohio Valley Conference Games Only																			
Season	G-GS	Min	Avg	FG-FGA	Pct	3FG-3FGA	Pct	FT-FTA	Pct	Off	Def	Tot	Avg	PF	FO	A	TO	Blk	Stl
2023-24	4-3	81	20.3	6-12	.500	2-3	.667	13-16	.813	3	9	12	3.0	11	0	3	4	3	4



2023-24 SOUTHEAST MISSOURI BASKETBALL NOTES

PLAYER PROFILES



2

BJ WARD

// Guard // 6-0 // 180 // Freshman

// St. Louis, Mo. // Chaminade College Prep School

2023-24: Dished out a game-high five assists off the bench in his first career NCAA Division I game at Grand Canyon (11/6)...Also had seven points and two steals against the Lopes...Did not play at Butler (11/10) due to a concussion...Scored nine points and had two steals vs. Evansville (11/15)...Ranks fourth on the team with nine steals...Averages 3.6 points per game and ranks third on the team with 33 assists.

Ward's Game-by-Game Statistics

2023-24	FG	3P	FT	O/D	REB	E	PTS	A	TO	B	S	M
at Grand Canyon	3-10	1-2	0-0	0/1	1	1	7	5	0	0	2	23
at Butler	DNP	-	-	-	-	-	-	-	-	-	-	-
Evansville	4-6	1-2	0-0	0/2	2	1	9	2	0	0	2	24
Central Arkansas	2-4	0-2	2-2	0/3	3	2	6	7	1	1	1	27
vs. Evansville	0-4	0-3	2-3	1/1	2	2	2	4	3	0	0	24
at Chattanooga	2-7	1-6	0-1	1/2	3	2	5	1	2	0	3	31
at Kansas City	3-10	1-6	0-0	0/0	0	2	7	1	2	0	0	21
Missouri Baptist	3-8	0-4	0-0	1/3	4	1	6	1	0	0	0	18
Harris-Stowe	1-6	1-3	0-0	0/1	1	3	3	1	0	0	1	23
Purdue Fort Wayne	1-3	0-1	0-0	0/1	1	2	2	1	1	0	0	8
Lindsey Wilson	2-3	0-0	0-0	0/1	1	1	4	4	0	1	0	20
at Illinois State	1-6	1-5	0-0	0/2	2	2	3	1	1	0	0	22
Southern Indiana	0-1	0-0	0-1	0/0	0	0	0	1	1	0	0	13
Morehead State	0-2	0-1	0-0	0/1	1	0	0	1	0	0	0	6
at Western Illinois	2-3	0-1	0-0	0/0	0	0	4	0	0	0	0	5
Bethel (Tenn.)	0-1	0-0	0-0	0/1	1	1	0	2	0	0	0	25
Lindenwood	0-5	0-4	0-0	0/1	1	1	0	1	2	0	0	16
at Tennessee Tech												
SIU Edwardsville												
at UT Martin												
at Little Rock												
at Lindenwood												
Western Illinois												
Tennessee Tech												
Tennessee State												
at Eastern Illinois												
at SIU Edwardsville												
Little Rock												
UT Martin												
at Morehead State												
at Southern Indiana												
Totals	24-79	6-40	4-7	3/20	23	21	58	33	13	2	9	306

• - Game Started

2023-24 Season/Career-Highs

Points.....	9	vs. Evansville (11/15/23)
Total Rebounds.....	4	vs. Missouri Baptist (12/3/23)
Offensive.....	1	3x, last vs. Missouri Baptist (12/3/23)
Defensive.....	3	2x, last vs. Missouri Baptist (12/3/23)
FG Made.....	4	vs. Evansville (11/15/23)
FG Attempted.....	10	at Grand Canyon (11/6/23)
3-Point FG Made.....	1	6x, last at Illinois State (12/21/23)
3-Point FG Attempted.....	6	2x, last at Kansas City (11/30/23)
FT Made.....	2	2x, last vs. Evansville (11/25/23)
FT Attempted.....	3	vs. Evansville (11/25/23)
Assists.....	7	vs. Central Arkansas (11/20/23)
Blocks.....	1	2x, last vs. Lindsey Wilson (12/17/23)
Steals.....	3	at Chattanooga (11/26/23)
Minutes.....	31	at Chattanooga (11/26/23)

Ward's Career Statistics at Southeast Missouri

Overall

Season	G-GS	Min	Avg	FG-FGA	Pct	3FG-3FGA	Pct	FT-FTA	Pct	Off	Def	Tot	Avg	PE	FO	A	TO	Blk	Stl	Pts	Avg
2023-24	16-0	306	19.1	24-79	.304	6-40	.150	4-7	.571	3	20	23	1.4	21	0	33	13	2	9	58	3.6

Ohio Valley Conference Games Only

Season	G-GS	Min	Avg	FG-FGA	Pct	3FG-3FGA	Pct	FT-FTA	Pct	Off	Def	Tot	Avg	PE	FO	A	TO	Blk	Stl	Pts	Avg
2023-24	4-0	40	10.0	2-11	.182	0-6	.000	0-1	.000	0	2	2	0.5	1	0	3	3	0	0	4	1.0



Game 1

Southeast Missouri 67 Grand Canyon 88

November 6, 2023 • GCU Arena • Phoenix, Ariz.



PHOENIX

Southeast Missouri dropped its season-opener

to Western Athletic Conference member Grand Canyon University, 88-67, at GCU Arena.

Tyon Grant-Foster scored a game-high 30 points for GCU, which led the entire game.

GCU shot 23 free throws and used a 17-3 advantage at the charity stripe to key a 54-30 halftime lead.

The Lopes started out of the gate with a 14-2 run in the opening four minutes of the contest and never turned back.

Braxton Stacker's alley-oop dunk off a pass from Aquan Smart was SEMO's first points of the year and Adam Larson gave the Redhawks

a nice lift off the bench scoring 10 points in his first 11 minutes.

Larson's layup ended a stretch of 11-consecutive points by the Lopes and he later buried a pair of 3-pointers en route to reaching double-digits for the sixth time in his career.

Rob Martin's 3-pointer cut the Lopes' lead to 19 (67-48) with 9:20 left in the contest, but that was as close as the Redhawks would get.

SEMO played better in the second half, where it edged GCU, 37-34.

Larson led the Redhawks with 13 points. He shot 4-of-6 from the field with three of his makes coming from long range. Josh Earley followed with 10 points, while TJ Biel and Stacker added eight apiece.

Game 2

Southeast Missouri 56 Butler 91

November 10, 2023 • Hinkle Fieldhouse • Indianapolis, Ind.



INDIANAPOLIS

Southeast Missouri fell to Butler, 91-56, in the first meeting between the teams

at Hinkle Fieldhouse. Adam Larson scored 11 points off the bench to lead SEMO against the Bulldogs who are out of the Big East Conference.

The Redhawks fell into a big hole early once again when BU pulled ahead 15-2 in the first 2:53 of the contest. The Bulldogs drained three 3-pointers to key their early surge that ended on DJ Davis' triple with 17:06 remaining in the first half.

Hot shooting BU later opened its lead to 28-8 after scoring nine unanswered points. Evan Eurscher's pullup jumper ended a three-minute

scoreless drought for the Redhawks.

Another Bulldog run, this time 17-0, increased BU's lead to 50-12 before the Bulldogs headed into the locker room up, 55-21.

There were positives in the second half headlined by Larson who scored all of his points in seven minutes on his way to his second double-digit game of the year.

He shot 4-of-5 from the field and made all three of his 3-point attempts. Larson drove the baseline for a nice dunk, as well.

True freshman guard Marqueas Bell also added six points in the second half, where SEMO was edged by one point (36-35).

For the game, the Redhawks shot 29 percent from the field and buried five 3-pointers.



Official Basketball Box Score - Final
Southeast Mo. St. at Grand Canyon
11/06/23 GCU Arena, Phoenix
2023-24 Men's Basketball

Game Time: 7:00 PM
Game Duration: 2:00
Attendance: 7,186

Officials: Matthew Rukasin, Marcus Hicks, Levon Zakarian

Southeast Mo. St. - 67												
Record: 0-1												
NO.	Name	Min	FG	3P	FT	Rebounds	Fouls	TP	AS	TO	ST	Blocks
			M-A	M-A	M-A	OR DR TOT	PF					
21	Josh Earley	17:23	5-6	0-0	0-0	0 1 1	3 2	10	0	2	4	0 0
1	Rob Martin	26:45	1-8	1-1	0-0	2 0 2	1 2	3 3	1	2	0	0 0
3	Aquan Smart	12:48	1-6	0-2	0-1	0 2 2	3 1	2 3	5	0	0	0 0
5	TJ Biel	23:32	3-7	1-4	1-2	1 3 4	0 3	8	1	0	0	0 0
44	Braxton Stacker	20:33	3-5	1-1	1-3	0 2 2	4 2	8	1	3	1	0 2
10	David Idada	10:03	0-1	0-0	0-0	0 0 0	5 1	0	1	1	0	2 0
11	Evan Eurscher	13:42	0-3	0-1	0-0	0 1 1	2 0	0	1	0	0	0 0
4	Adam Larson	18:55	4-6	3-5	2-4	0 5 5	0 2	13	0	1	0	0 0
24	Kobe Clark	20:07	2-4	1-2	2-5	4 4 8	0 4	7	0	2	1	0 0
2	BJ Ward	22:14	3-10	1-2	0-0	0 1 1	1 1	7	5	0	2	0 3
22	Gavyn Elkamil	10:35	2-6	2-2	0-0	2 0 2	0 1	6	1	0	1	0 0
12	Asa Barnes	00:00	0-0	0-0	0-0	0 0 0	0 0	0	0	0	0	0 0
55	Marqueas Bell	03:23	1-2	1-1	0-0	0 0 0	0 0	3	0	0	0	1 2
Team						4 0 4	0	2				
Totals			25-64	11-21	6-15	13 19 32	19 19	67	16	17	11	2 6

Technical Fouls: NONE

Grand Canyon - 88												
Record: 1-0												
NO.	Name	Min	FG	3P	FT	Rebounds	Fouls	TP	AS	TO	ST	Blocks
			M-A	M-A	M-A	OR DR TOT	PF					
24	Duke Brennan	18:43	5-6	0-0	2-3	3 7 10	4 2	12	0	3	1	0 0
30	Gabe McGlothlin	17:38	1-4	1-4	2-2	2 3 5	2 2	5	3	4	0	1 0
0	Ray Harrison	27:24	1-9	0-2	1-3	2 3 5	1 3	3	5	3	0	0 0
7	Tyon Grant-Foster	24:42	10-15	2-5	8-11	0 4 4	2 5	30	0	2	3	2 1
8	Colin Moore	28:07	2-7	0-2	4-4	2 2 4	1 3	8	2	1	3	0 0
2	Sydney Curry	17:05	4-7	0-0	0-2	4 5 9	1 1	8	1	2	1	0 1
5	Lok Wur	16:44	1-4	1-3	0-0	0 4 4	5 1	3	0	0	0	1 0
33	Isaiah Shaw	21:57	4-7	3-5	2-2	0 1 1	3 2	13	0	1	1	0 0
6	Malcolm Flagg	04:38	0-0	0-0	0-0	0 0 0	0 0	0	0	1	0	0 0
12	Marquese Josephs	04:38	2-2	0-0	0-0	0 0 0	0 0	4	0	1	0	0 0
1	Derrick Michael Xzavierro	04:12	1-1	0-0	0-0	1 1 2	0 0	2	0	0	0	0 0
21	Noah Amenhauser	04:12	0-0	0-0	0-0	0 0 0	0 0	0	0	0	1	0 0
Team						1 3 4	0	0				
Totals			31-62	7-21	19-27	15 33 48	19 19	88	11	17	9	6 2

Technical Fouls: NONE

		SEMO	GCU
Biggest lead		0 (1 st 20:00)	30 (2 nd 5:00)
Best Scoring Run		9 (2 nd 2:58)	11 (1 st 16:09)
Lead Changes		0	0
Times Tied		0	0
Time with Lead		00:00	39:52
Points from Turnovers		15	24
Paint		26	46
Second Chance		10	17
Fast Breaks		10	18
Bench		36	30
Period by Period Scoring			
		1st	2nd
		SEMO	30 37 67
		GCU	54 34 88



Official Basketball Box Score - Final
Southeast Mo. St. at Butler
11/10/23 Hinkle Fieldhouse, Indianapolis, IN
2023-24 Men's Basketball

Game Time: 8:30 PM
Game Duration: 1:59
Attendance: 7,072

Officials: Pat Driscoll, Lamar Simpson, Nick Terry

Southeast Mo. St. - 56												
Record: 0-2												
NO.	Name	Min	FG	3P	FT	Rebounds	Fouls	TP	AS	TO	ST	Blocks
			M-A	M-A	M-A	OR DR TOT	PF					
21	Josh Earley	20:19	1-5	0-0	0-2	2 2 4	0 2	2	0	2	2	0 1
1	Rob Martin	32:32	3-13	1-3	2-2	0 2 2	4 1	9	5	2	1	0 0
3	Aquan Smart	24:09	2-9	0-2	4-4	1 2 3	2 4	8	0	3	1	0 0
5	TJ Biel	18:24	1-5	0-1	0-2	4 2 6	3 2	2	1	0	1	0 0
44	Braxton Stacker	25:16	2-13	1-4	4-4	2 3 5	1 4	9	1	3	2	2 1
10	David Idada	13:23	2-2	0-0	1-3	3 2 5	2 2	5	0	2	0	1 0
24	Kobe Clark	12:11	1-2	0-1	0-0	1 3 4	3 0	2	2	1	1	0 0
4	Adam Larson	14:17	4-7	3-5	0-0	0 2 2	0 2	11	0	0	0	1 1
11	Evan Eurscher	09:28	1-3	0-2	0-0	0 0 0	0 0	1	2	1	0	0 0
22	Gavyn Elkamil	08:34	0-2	0-2	0-0	0 0 0	0 0	0	0	0	0	0 0
55	Marqueas Bell	15:09	3-7	0-1	0-0	0 3 3	2 0	6	1	2	0	0 1
35	Mason Harbuck	06:18	0-1	0-0	0-0	0 1 1	1 0	0	0	0	0	0 1
Team						0 1 1	0	0				
Totals			20-69	5-21	11-17	13 23 36	20 16	56	11	15	9	4 7

Technical Fouls: Smart 1st 12:24

Butler - 91												
Record: 2-0												
NO.	Name	Min	FG	3P	FT	Rebounds	Fouls	TP	AS	TO	ST	Blocks
			M-A	M-A	M-A	OR DR TOT	PF					
1	Jalen Thomas	13:31	2-4	0-0	0-0	1 8 9	1 1	4	0	0	1	0 0
4	DJ Davis	21:17	1-3	1-2	10-10	0 2 2	3 5	13	0	4	1	0 0
5	Josh Alexander	20:18	5-8	3-4	2-2	0 3 3	2 1	15	2	1	2	0 0
11	Jahmyl Telfort	20:58	4-9	0-2	4-4	0 2 2	0 2	12	2	0	2	1 0
21	Pierre Brooks	25:15	5-12	2-6	2-4	1 4 5	2 2	14	3	0	1	1 0
23	Andre Soreen	11:51	1-1	0-0	4-4	3 5 8	2 2	6	0	3	0	0 0
13	Finley Bizjack	25:01	2-8	1-5	1-2	1 0 1	0 2	6	5	0	0	1 2
14	Landon Moore	23:25	1-3	1-2	2-6	0 4 4	2 3	5	0	3	0	0 1
22	Connor Turnbull	19:36	1-3	0-2	0-0	0 5 5	2 0	2	1	1	0	2 3
33	Boden Kapke	13:39	5-6	0-1	1-2	1 5 6	2 1	11	1	1	0	0 0
3	Ethan McComb	03:11	1-1	1-1	0-0	0 0 0	0 0	0	3	0	0	0 0
2	Artemios Gavalas	00:59	0-0	0-0	0-0	0 0 0	0 0	0	0	0	0	0 0
35	John-Michael Mulloy	00:59	0-0	0-0	0-0	0 0 0	0 0	0	1	1	0	0 0
Team						1 1 2	0	0				
Totals			28-58	9-25	26-34	8 39 47	16 19	91	15	13	9	7 4

Technical Fouls: NONE

		SEMO	BU
Biggest lead		0 (1 st 20:00)	40 (2 nd 1:31)
Best Scoring Run		7 (1 st 2:10)	17 (1 st 4:48)
Lead Changes		0	0
Times Tied		1	0
Time with Lead		00:00	39:36
Points from Turnovers		15	20
Paint		22	36
Second Chance		2	11
Fast Breaks		14	18
Bench		26	33
Period by Period Scoring			
		1st	2nd
		SEMO	21 35 56
		BU	55 36 91



2023-24 SOUTHEAST MISSOURI BASKETBALL NOTES

GAME SUMMARIES

Game 3

Evansville 76 Southeast Missouri 57

November 15, 2023 • Show Me Center • Cape Girardeau, Mo.



CAPE GIRARDEAU, MO.

Rob Martin,
Braxton Stacker
and BJ Ward each

scored nine points as Southeast Missouri dropped its home-opener to Evansville, 76-57, at the Show Me Center.

SEMO, which never led in the game, struggled to get anything going against UE.

The Redhawks pulled within four points (27-23) on a layup by Adam Larson with a little over six minutes left in the first half before UE used a 12-5 run to grab a 39-28 advantage at the intermission.

Ben Humrichous' 3-pointer gave the Purple Aces a spark and UE scored 10 of the next 13 points to

build a 37-26 lead. Cameron Haffner buried a three to give the Purple Aces their first double-digit lead with 1:47 to go. Antonio Thomas' layup pushed UE's lead to 13 before BJ Ward scored the final points of the half on a jumper.

The Purple Aces used an 8-0 run to widen their lead to 56-40 with 14:12 remaining and led by as many as 21 (76-55) when Haffner hit a 3-pointer at the 1:13 mark.

Martin added three assists and four rebounds and Ward finished with two steals, as well. Kobe Clark paced SEMO with five rebounds off the bench. The Redhawks edged the Purple Aces, 31-30, in rebounds.

Yacine Toumi pitched in a game-high 20 points for UE.

Game 4

Central Arkansas 68 Southeast Missouri 70

November 20, 2023 • Show Me Center • Cape Girardeau, Mo.



CAPE GIRARDEAU, MO.

Josh Earley scored
a career-high 19
points and Aquan

Smart made the game-winning shot with seven seconds left to send Southeast Missouri to its first win of the season, 70-68, over Central Arkansas.

Tied, 68-68, Smart drove to his right and sunk a baseline jumper with one second on the shot clock. Before that make, Smart was only 2-of-10 from the floor.

UCA had one last chance, but SEMO didn't let the Bears get a shot off.

The Redhawks overcame a 12-point deficit in the second half to grind out their pre-Thanksgiving

holiday win.

UCA began the second half with a 14-3 run to take a double-digit lead in the six minutes. Masai Olowokere knocked down back-to-back 3-pointers with is second extending the Bears' margin to 41-30 with 14:10 to go.

The Bears ran their largest lead to 12 points before Gavyn Elkamil later made it a three-point contest. Elkamil drained a 3-pointer on consecutive possessions to slice UCA's lead to 52-49 at the 8:37 mark.

Earley shot a near-perfect 8-of-9 from the field en route to his career-best. He scored 10 of his points in the first half. Earley added a team-high seven rebounds, as well.

Elkamil and Evan Eursher followed with 11 and 10 points.



Official Basketball Box Score - Final
Evansville at Southeast Mo. St.
11/15/23 Show Me Center, Cape Girardeau
2023-24 Men's Basketball

Game Time: 6:30 PM
Game Duration: 1:47
Attendance: 1,023

Officials: Steve Divina, Andrew Walton, John St. Clair

Record: 3-0

NO.	Name	Min	FG	3P	FT	Rebounds	Fouls	TP	AS	TO	ST	Blocks	+/-
			M-A	M-A	M-A	OR DR TOT	PF	FD				BS BA	
10	Yacine Toumi	24:13	10-13	0-2	0-0	5 5	4	2	20	3	0	1	2 0 13
13	Ben Humrichous	F 25:18	7-10	2-4	2-3	1 3	4	2	18	0	1	0	2 0 14
2	Antonio Thomas	G 24:23	3-5	0-1	2-2	0 1	1	2	8	4	0	4	0 0 15
3	Cameron Haffner	G 24:48	4-9	2-4	0-0	0 2	2	1	10	10	0	3	1 0 0 9
20	Kenny Strawbridge	G 29:46	3-8	0-1	2-2	1 6	7	1	3	8	5	2	3 0 2 19
11	Joshua Hughes	18:37	2-5	0-1	0-0	0 3	3	1	1	4	0	1	0 2 0 7
4	Chuck Bailey III	13:27	2-5	0-0	2-3	1 2	3	0	6	0	1	0	0 0 1
00	Gage Bobe	12:59	0-0	0-0	0-0	0 1	1	4	0	0	3	1	1 0 0 9
1	Tanner Cuff	15:37	0-3	0-1	0-0	0 3	3	1	0	0	1	0	0 1 4
22	Sekou Kalle	10:52	1-2	0-0	0-0	0 1	1	2	0	2	1	1	0 0 4
Team						0 0 0				0	1		
Totals			32-60	4-12	8-12	3 27 30	17	13	76	17	11	11	4 3 19

Technical Fouls: NONE

Southeast Mo. St. - 57

Record: 0-3

NO.	Name	Min	FG	3P	FT	Rebounds	Fouls	TP	AS	TO	ST	Blocks	+/-
			M-A	M-A	M-A	OR DR TOT	PF	FD				BS BA	
21	Josh Earley	F 17:16	2-5	0-0	0-0	2 2	4	1	0	4	0	0	0 -8
1	Rob Martin	G 27:30	3-10	2-5	1-2	1 3	4	0	1	9	3	0	0 0 -15
3	Aquan Smart	G 22:05	3-8	1-4	0-2	0 1	1	3	2	7	3	0	1 2 -12
5	TJ Biel	G 08:00	0-0	0-0	0-1	0 2	2	3	2	0	0	0	0 -3
44	Braxton Stacker	G 20:18	4-6	1-2	0-1	1 1	2	0	4	9	0	3	1 0 -11
24	Kobe Clark	15:15	1-3	0-2	0-0	2 3	5	2	0	1	0	0	0 -7
4	Adam Larson	13:07	3-5	1-3	0-0	0 2	2	1	0	7	0	0	2 0 -6
10	David Idada	11:40	0-2	0-0	0-2	0 1	1	0	3	0	0	1	1 0 -11
2	BJ Ward	23:58	4-6	1-2	0-0	0 2	2	1	0	9	2	0	2 0 0 -11
11	Evan Eursher	17:25	2-5	0-2	0-0	0 3	3	0	2	7	1	2	0 0 0 -4
22	Gavyn Elkamil	09:31	0-2	0-2	0-0	0 3	3	1	1	0	1	0	0 0 -8
55	Marqueas Bell	04:30	0-0	0-0	1-2	0 1	1	0	1	0	0	1	0 0 -2
35	Mason Hanback	09:19	1-1	0-0	0-1	1 0	1	1	1	2	0	0	0 0 -7
Team						0 0 0				0	0		
Totals			23-53	7-22	4-13	7 24 31	13	17	57	10	18	5	3 4 -19

Technical Fouls: NONE

	Evans	SEMO	Points from			Period by Period Scoring		
Biggest lead	21 (2 nd 1:13)	0 (1 st 20:00)	Turnovers	29	11	1 st	2 nd	TOT
Best Scoring Run	8 (2 nd 14:12)	5 (1 st 9:36)	Paint	52	22	Evans	39	37
Lead Changes	0		Second Chance	3	12		76	
Times Tied	1		Fast Breaks	15	4	SEMO	28	29
Time with Lead	38:32	00:00	Bench	12	28		57	



Official Basketball Box Score - Final
Central Ark. at Southeast Mo. St.
11/20/23 Show Me Center, Cape Girardeau
2023-24 Men's Basketball

Game Time: 6:30 PM
Game Duration: 2:00
Attendance: 1,221

Officials: Kevin Driver, Cedric Coleman, Kyle Stewart

Record: 1-4

NO.	Name	Min	FG	3P	FT	Rebounds	Fouls	TP	AS	TO	ST	Blocks	+/-
			M-A	M-A	M-A	OR DR TOT	PF	FD				BS BA	
0	Ulong Abasi Etim	F 24:38	7-7	0-0	1-3	2 6	8	4	4	0	1	0	0 -5
12	Tucker Anderson	F 24:53	3-10	0-3	0-0	2 2	4	3	1	6	0	0	1 0 0 7
4	Johannes Kripipuu	G 35:58	2-9	0-1	0-0	2 4	6	3	4	8	3	2	0 1 0 7
5	Masai Olowokere	G 31:03	2-6	2-5	4-4	0 1	1	0	2	10	3	0	2 0 0 2
25	Elias Cato	G 23:37	5-11	0-1	4-7	1 3	4	5	5	14	0	2	3 0 0 0
3	Tucker Bowman	00:48	0-0	0-0	0-0	0 0	0	0	0	0	0	0	0 0 0 0
10	Isaac Klintman	08:57	1-1	1-1	0-0	0 3	3	2	0	3	0	1	1 0 0 -4
11	Carl Daughtery Jr.	17:38	1-9	0-1	0-0	1 3	4	2	1	2	0	0	0 0 -2
21	Daniel Soffield	26:53	3-7	3-5	5-8	0 2	2	2	4	14	3	1	1 0 0 -3
15	Caleb Carr	01:55	0-0	0-0	0-0	0 1	1	0	0	0	0	0	0 0 -1
Team						0 0 0				0	1		
Totals			24-60	6-17	14-22	8 25 33	21	20	68	14	9	10	0 3 -2

Technical Fouls: NONE

Southeast Mo. St. - 70

Record: 1-3

NO.	Name	Min	FG	3P	FT	Rebounds	Fouls	TP	AS	TO	ST	Blocks	+/-
			M-A	M-A	M-A	OR DR TOT	PF	FD				BS BA	
4	Adam Larson	F 08:06	0-2	0-2	0-0	2 0	2	3	0	0	0	1	0 0 -6
21	Josh Earley	F 29:58	8-9	0-0	0-0	3-4	2	5	7	1	8	19	0 1 0 1 0 4
1	Rob Martin	G 27:24	1-5	0-2	2-2	0 0	1	1	2	1	4	2	1 0 0 -6
3	Aquan Smart	G 27:01	3-11	1-6	2-4	0 5	5	3	2	9	4	5	0 0 0 -2
44	Braxton Stacker	G 12:34	1-4	0-2	0-2	0 0	0	1	2	0	2	1	0 0 -13
5	TJ Biel	18:06	2-6	0-3	1-1	1 2	3	1	2	5	2	1	0 1 0 8
2	BJ Ward	27:25	2-4	0-2	2-2	0 3	3	2	2	6	7	1	1 0 0 13
10	David Idada	09:25	2-2	0-0	0-0	0 6	6	3	1	4	0	0	0 0 -2
11	Evan Eursher	21:13	3-5	2-4	2-4	1 5	6	3	2	10	1	2	0 0 0 11
22	Gavyn Elkamil	15:55	3-7	3-7	2-2	2 1	3	0	2	11	0	0	0 0 0 3
55	Marqueas Bell	02:53	0-1	0-1	0-0	0 1	1	0	0	0	0	0	0 0 0 0
Team						0 0 0				0	0		
Totals			25-56	6-29	14-21	8 29 37	20	21	70	16	14	3	3 0 2

Technical Fouls: NONE

	UCA	SEMO							
Biggest lead	12 (2 nd 12:44)	3 (1 st 4:07)	Points from Turnovers	UCA	SEMO	Period by Period Scoring			
Best Scoring Run	10 (2 nd 14:10)	8 (2 nd 10:08)	Paint	26	32	1 st	2 nd	TOT	
Lead Changes	10		Second Chance	11	5	UCA	27	41	68
Times Tied	10		Fast Breaks	8	14				
Time with Lead	27:35	07:20	Bench	19	36	SEMO	27	43	70

2023-24 SOUTHEAST MISSOURI BASKETBALL NOTES

GAME SUMMARIES

Game
5Southeast Missouri 74
Evansville 93

November 25, 2023 • McKenzie Arena • Chattanooga, Tenn.

CHATTANOOGA,
TENN.Adam Larson
dropped in a
career-high 22

points with a career-best six 3-pointers and Southeast Missouri put together a strong second half in a 93-74 loss to Evansville Saturday at the Coke Zero Sugar Classic.

SEMO, which met UE for the second time in 10 days, outscored the Purple Aces, 45-42, in the game's final 20 minutes.

Larson scored 11 points and made three 3-pointers in both halves en route to his team-high third double-digit game this season. It was his second-straight start after coming off the bench in each of SEMO's first three contests.

Down, 51-29, at halftime, the Redhawks were on fire to start the second half.

Rob Martin and Aquan Smart both buried a 3-pointer to jumpstart a 10-2 run and SEMO quickly got within 14 (53-39) when Martin scored again on a layup in just under two minutes.

The Redhawks made nine of their first 10 field goals, four of their first five 3-pointers and used a 20-8 surge to cut UE's lead to single digits (62-54). Smart's pullup jumper capped the run with 13:40 remaining.

UE, however, countered with a 9-0 run to take a 71-54 lead at the 11:34 mark and SEMO never got any closer than 12 after that.

Game
6Southeast Missouri 56
Chattanooga 72

November 26, 2023 • McKenzie Arena • Chattanooga, Tenn.

CHATTANOOGA,
TENN.Adam Larson
scored 13 points
to lead Southeast

Missouri, which wrapped up the Coke Zero Sugar Classic with a 72-56 loss to Chattanooga at McKenzie Arena.

Larson closed out his impressive weekend with a combined 35 points (17.5 ppg) and 10 three-pointers made in two starts during the multi-team event.

A cold start put SEMO behind early against the Southern Conference's top defense.

The Redhawks went scoreless for the opening 4:53 of play missing their first seven field goals along the way. Trailing, 11-0, SEMO ended its

drought when David Idada rebounded his own miss and scored with 15:07 remaining in the first half.

SEMO settled down and responded with a 10-3 surge. BJ Ward and Evan Eursher both drained a 3-pointer with Eursher's cutting UTC's lead to 14-10 ahead of a media timeout.

The Redhawks managed to close UTC's lead to seven with the help of a 3-pointer by Larson and reverse layup by Rob Martin. Martin's basket narrowed the Mocs margin to 47-40 with 13:33 remaining in the second half.

That was as close as SEMO would get as UTC followed with an 11-2 jaunt finish off its victory.

Official Basketball Box Score - Final
Southeast Mo. St. at Evansville
11/25/23 McKenzie Arena, Chattanooga
2023-24 Men's BasketballGame Time: 2:00 PM
Game Duration: 1:50
Attendance: 2,163

Officials: Michael Terry, Alex Langley, Kevin Mathis

Southeast Mo. St. - 74													Record: 1-4															
NO.	Name	Min	FG	3P	FT	Rebounds	Fouls	TP	AS	TO	ST	Blocks	+/-	Shooting By Period														
			M	A	M	A	O	R	D	T	P	F	F	1st	2nd	3rd	4th	FT	Reb	F	TP	AS	TO	ST	Blk	+/-		
4	Adam Larson	F 27:17	7-10	6-8	2-2	1	3	4	1	1	22	2	0	0	0	1	0	15	3PT	3-10	30.0%	8-12	66.7%	17-34	50.0%	3PT	6-16	37.5%
21	Josh Earley	F 16:17	4-5	0-0	0-0	2	3	5	0	0	8	0	0	0	0	0	0	0	FT	5-5	100%	GM FG	25-58	44.8%	3PT	9-26	34.6%	
1	Rob Martin	G 30:38	3-7	1-3	2-3	1	1	2	3	9	4	2	0	0	0	0	0	0	FT	13-17	76.5%	GM FG	25-58	44.8%	3PT	9-26	34.6%	
3	Aquan Smart	G 25:21	3-7	1-3	0-0	0	2	2	4	0	7	1	1	1	0	0	1	0	FT	5-5	100%	GM FG	25-58	44.8%	3PT	9-26	34.6%	
44	Braxton Stackler	G 22:35	2-7	0-1	2-2	1	4	5	3	6	6	0	1	0	0	0	0	2	FT	5-5	100%	GM FG	25-58	44.8%	3PT	9-26	34.6%	
10	David Idada	G 07:29	1-2	0-0	0-2	0	3	3	2	2	2	0	1	0	2	1	0	0	FT	5-5	100%	GM FG	25-58	44.8%	3PT	9-26	34.6%	
2	BJ Ward	G 23:56	0-4	0-3	2-3	1	1	2	2	2	2	4	3	0	0	0	0	0	FT	5-5	100%	GM FG	25-58	44.8%	3PT	9-26	34.6%	
5	TJ Biel	G 15:10	3-6	1-4	4-4	0	0	0	3	3	11	0	0	0	0	0	0	0	FT	5-5	100%	GM FG	25-58	44.8%	3PT	9-26	34.6%	
11	Evan Eursher	G 10:45	1-1	0-0	0-0	0	1	1	1	0	2	1	0	0	0	0	0	0	FT	5-5	100%	GM FG	25-58	44.8%	3PT	9-26	34.6%	
35	Mason Hanback	G 09:22	1-2	0-0	0-0	0	0	0	1	0	2	0	1	0	0	0	0	0	FT	5-5	100%	GM FG	25-58	44.8%	3PT	9-26	34.6%	
22	Gavyn Elkamil	G 09:34	1-7	0-4	1-1	2	2	4	0	1	3	2	1	0	0	2	1	0	FT	5-5	100%	GM FG	25-58	44.8%	3PT	9-26	34.6%	
55	Marqueas Bell	G 01:36	0-0	0-0	0-0	0	0	0	0	0	0	0	0	0	0	0	0	0	FT	5-5	100%	GM FG	25-58	44.8%	3PT	9-26	34.6%	
Team						1	2	3	0	0	0	0	0															
Totals				26-58	9-26	13-17	9	22	31	20	18	74	14	14	1	4	4	-19										

Technical Fouls: NONE

Evansville - 93										Record: 6-9											
NO.	Name	Min	FG	3P	FT	Rebounds	Fouls	TP	AS	TO	ST	Blocks	+/-	Shooting By Period							
			M	A	M	A	O	D	R	P	F	F		1st	FG	3P	FT				
10	Yacine Toumi	F 14:29	3-5	0-0	1-2	0	5	5	3	1	7	1	1	0	0	0	6				
13	Ben Hurnrichous	F 37:09	11-13	3-5	2-2	2	4	6	1	3	27	2	0	1	2	0	16				
2	Antonio Thomas	G 30:53	2-5	0-0	3-4	0	4	4	2	2	7	2	2	0	0	0	11				
3	Cameron Haffner	G 17:01	0-3	0-2	0-0	2	1	3	2	0	0	0	0	0	0	0	5				
20	Kenny Strawbridge	G 17:59	6-11	0-1	5-7	1	0	1	1	4	17	2	0	1	0	2	9				
1	Tanner Cuff	29:46	2-7	0-0	3-5	0	7	7	2	4	7	5	0	3	0	2	19				
11	Joshua Hughes	28:22	8-12	0-1	5-8	3	3	6	1	5	21	3	0	0	2	0	16				
00	Gage Bobe	05:19	0-1	0-1	0-0	0	1	1	2	0	0	1	0	0	0	0	6				
4	Chuck Bailey III	19:02	3-5	1-2	0-1	0	1	1	4	1	7	1	3	2	0	0	7				
Team						1	0	1	0	0	0	0	0								
Totals			35-62	4-12	19-29	9	26	35	18	20	93	17	6	9	4	4	19				
														2nd FG				3rd FG			
														13-26				5-10			
														FT				3-5			
														16-22				72.7%			
														GM FG				35-62			
														56.5%							
														1-12				33.3%			
														FT				19-29			
														65.5%							
														Dead Ball Rebounds: 6, 0							

Technical Fouls: NONE

SEM		EVA		Points from		SEM		EVA		Period by Period Scoring			
Biggest lead	0 (1 st 20:00)	27 (1 st 1:28)		Turnovers	11	15		1st	2nd	TOT			
Best Scoring Run	11 (2 nd 19:27)	9 (1 st 5:19)		Paint	24	60		SEM	29	45	74		
Lead Changes	0			Second Chance	3	10		EVA	51	42	93		
Times Tied	0			Fast Breaks	4	8							
Time with Lead	00:00	39:47		Bench	22	35							

Official Basketball Box Score - Final
Southeast Mo. St. at Chattanooga
11/26/23 McKenzie Arena, Chattanooga
Coke Zero Sugar ClassicGame Time: 2:00 PM
Game Duration: 1:58
Attendance: 2,907

Officials: Byron Evans, Kyle Bottoms, Chris McCurry

Southeast Mo. St. - 56										Record: 1-5									
NO.	Name	Min	FG	3P	FT	Rebounds	Fouls	TP	AS	TO	ST	Blocks	+/-	Shooting By Period					
4	Adam Larson	F 22:14	4-8	4-6	1-2	0	3	3	2	1	13	0	1	0	0	0	-9	1st FG% 4-15 26.7%	
21	Josh Earley	F 12:22	0-2	0-0	0-0	0	1	1	1	0	0	0	2	0	0	0	-23	FT% 5-8 62.5%	
1	Rob Martin	G 34:03	4-8	1-2	1-1	1	0	1	1	3	10	5	2	0	0	0	-20	2nd FG% 11-28 39.3%	
3	Aquan Smart	G 20:21	0-7	0-2	0-0	0	2	2	4	0	0	0	0	0	0	0	-15	FT% 3-9 33.3%	
44	Braxton Stackler	G 17:52	2-7	0-1	4-5	1	1	2	3	4	8	1	2	0	1	1	-2	3rd FG% 6-11 54.5%	
5	TJ Biel	G 16:46	1-3	0-0	3-4	2	0	2	1	2	5	0	1	0	0	2	-12	GM FG% 19-58 32.8%	
10	David Idada	G 15:25	2-5	0-1	2-6	5	7	12	3	5	6	0	1	1	1	1	6	3rd FT% 7-24 29.2%	
2	BJ Ward	G 30:57	2-7	1-6	0-1	1	2	3	2	4	5	1	2	3	0	0	-5	FT% 11-19 57.9%	
11	Evan Eursher	G 13:34	2-7	1-4	0-0	0	1	1	3	1	5	0	1	1	0	0	-1	Dead Ball Rebounds: 2, 0	
35	Mason Hanback	G 07:44	1-1	0-0	0-0	0	0	0	0	1	0	2	0	0	0	0	4		
22	Gavyn Elkamil	G 08:42	1-3	0-2	0-0	0	1	1	1	0	2	0	0	0	0	0	-3		
Team						1	0	1	0	0	0	0	0						
Totals			19-58	7-24	11-19	11	18	29	22	20	56	7	12	6	2	4	-16	Technical Fouls: NONE	

Technical Fouls: NONE

Chattanooga - 72													Record: 5-1												
NO.	Name	Min	FG	3P	FT	Rebounds	Fouls	TP	AS	TO	ST	Blocks	+/-	Shooting By Period											
4	Sam Alexis	26:59	7-10	2-4	2-4	2	7	9	4	2	18	2	3	0	1	0	20	1 st FG%	10-22	45.5%					
10	Tyler Millin	26:20	0-3	0-1	4-4	3	5	8	4	3	4	1	2	0	1	1	19	3 ^{PT} %	4-11	36.4%					
25	Jan Zidek	19:30	4-6	1-2	7-10	0	5	5	3	7	16	2	2	0	1	0	5	FT%	11-19	57.9%					
3	Honor Huff	31:41	6-13	3-6	3-3	0	3	3	1	2	18	2	2	0	0	0	10	2 nd FG%	13-22	59.1%					
77	Myles Che	24:59	4-5	0-0	3-4	0	3	3	5	11	3	2	2	0	0	0	27	3 ^{PT} %	2-5	40.0%					
0	Noah Melson	06:56	0-1	0-0	0-0	0	0	0	0	0	0	0	0	0	0	0	0	FT%	3-4	81.8%					
22	Demetrius Davis	17:50	1-3	0-1	0-0	0	1	1	1	0	2	1	2	1	0	0	-4	GM FG%	23-44	52.3%					
34	Randy Brady	21:51	1-1	0-0	1-5	2	5	7	2	3	3	1	1	0	0	0	2	3 ^{PT} %	6-16	37.5%					
11	Rudy Fitzgibbons III	17:14	0-2	0-1	0-0	0	3	3	2	0	0	0	1	1	0	1	-1	FT%	2-30	66.7%					
5	Sean Cussons	06:41	0-0	0-0	0-0	1	1	0	0	0	0	0	0	0	1	0	6	Dead Ball Rebounds: 4-0							
						2			1			0			1										
Total			23-44	6-16	20-30	9	34	43	20	22	12	16	4	4	2	16									



2023-24 SOUTHEAST MISSOURI BASKETBALL NOTES

GAME SUMMARIES

Game 7

Southeast Missouri 44 Kansas City 74

November 30, 2023 • Swinney Center • Kansas City, Mo.



KANSAS CITY, MO.
Southeast Missouri scored a season-low 44 points in a 74-44 loss to Kansas City at the Swinney Center.

SEMO, which led for only 20 seconds of the game, scored 17 points in the opening 20 minutes of play. The Redhawks did not score for the final 4:55 of the first half and trailed, 38-17, at the intermission.

Aquan Smart's turnaround jumper put SEMO ahead, 8-6, early on before KC went on a 14-2 run to get a double-digit advantage at 20-10 with 11:54 to play.

Mason Hanback's layup narrowed the Roos' lead to 26-17 at the 4:55 mark for SEMO's last points of the first half. The Redhawks went 0-of-8

from the field and missed two free throws in that stretch.

KC led by as many as 31 points with 2:28 left before ending its five-game losing streak with its third victory of the season.

Smart scored 13 points to lead SEMO which shot 28.8 percent (17-of-59) from the field. The Redhawks made just one 3-pointer going 1-of-19 from beyond the arc. BJ Ward made SEMO's lone 3-pointer.

Jamar Brown led KC with 19 points and Cameron Faas followed with 16 points and nine rebounds. The Roos outrebounded the Redhawks 52-31 and pulled down 15 offensive boards, as well.

Game 8

Missouri Baptist 56 Southeast Missouri 84

December 3, 2023 • Show Me Center • Cape Girardeau, Mo.



CAPE GIRARDEAU, MO.

Aquan Smart scored 19 points and Southeast

Missouri made 26 free throws in an 84-56 rout of Missouri Baptist at the Show Me Center.

Smart led four players in double figures for the Redhawks. Adam Larson added 15 points, Rob Martin had 12 and TJ Biel chipped in 11.

SEMO, which led from start to finish for the first time this season, outscored MBU, 26-6, at the free throw line en route to its second-straight home victory.

Up, 30-25, with 6:48 remaining in the first half, the Redhawks blew the game open with a 14-0 run.

Biel ignited the surge with a 3-pointer and Smart followed with the next six points. After Mason Hanback scored on a layup, Smart drained a 3-pointer to cap the run as SEMO extended its lead to 44-25 at the 2:01 mark.

Biel's second chance layup with three seconds on the clock sent SEMO into the locker room with its first halftime lead of the year, 48-29.

SEMO didn't let up in the second half where it pushed its lead over 20 points.

The Redhawks took their largest lead of the contest at 84-54 when Hanback made a layup with 25 seconds to go.

Smart shot 4-of-9 from the field and a near perfect 9-of-10 at the free throw line.



Official Basketball Box Score - Final
Southeast Mo. St. at Kansas City
11/30/23 Swinney Center, Kansas City
2023-24 Men's Basketball

Game Time: 7:00 PM
Game Duration: 2:02
Attendance: 1,297

Officials: Shane Stagg, Jim Bruno, Michael Kitz

Southeast Mo. St. - 44										Record: 1-6									
NO.	Name	Min	FG M-A	3P M-A	FT M-A	Rebounds OR DR	Fouls PF FO	TP	AS	TO	ST	Blocks BS BA	+/-	Shooting By Period					
4	Adam Larson	F 21:27	0-4	0-2	2-2	0 3	3 1	1	2	0	0	0	0	-6	1 st FG: 8-29 27.6%				
21	Josh Earley	F 15:21	2-4	0-0	0-1	0 2	2 4	1	4	0	2	0	0	-4	3 rd FT: 1-9 11.1%				
1	Rob Martin	G 31:51	4-14	0-3	0-0	2 0	2 1	2	8	2	1	0	0	-21	FT%: 0-2 0%				
3	Aquan Smart	G 25:14	4-9	0-1	5-7	0 5	5 4	4	13	0	1	1	0	-12	3 rd FT: 9-30 30.0%				
44	Braxton Stackler	G 23:46	2-7	0-2	0-0	1 6	7 3	3	4	0	2	1	1	-10	FT%: 9-14 64.3%				
5	TJ Biel	12:00	0-0	0-0	1-2	0 0	0 1	1	1	0	1	0	1	-25	GM FG: 17-59 28.8%				
11	Evan Eurscher	09:56	0-5	0-4	0-0	0 0	0 2	0	0	0	0	1	0	-11	3 rd FT: 1-9 5.5%				
2	BJ Ward	20:57	3-10	1-6	0-0	0 0	0 2	1	7	1	2	0	0	-24	FT%: 9-16 56.3%				
10	David Idada	10:19	0-2	0-0	0-2	0 0	0 3	0	0	0	0	2	0	-16	Dead Ball Rebounds: 4				
22	Gavyn Elkamil	09:49	0-1	0-1	0-0	1 1	2 4	1	0	1	0	0	1	-12					
55	Marqueas Bell	09:07	1-2	0-0	1-2	0 1	1 2	1	3	0	1	1	0	-3					
35	Mason Hanback	10:13	1-1	0-0	0-0	2 1	3 3	2	2	0	0	0	1	-6					
Team						2 4 6				0									
Totals			17-59	1-19	9-16	8 23 31	28 20 44	4 10	4 6	4 6	4 -30								

Kansas City - 74										Record: 3-5												
NO.	Name	Min	FG		3P		FT		Rebounds		Fouls		TP	AS	TO	ST	Blocks		+/-	Shooting By Period		
			M	A	M	A	M	A	OR	DR	PF	FD					BS	BA				
23	Allen David Mukoba	F 17:33	4-9	0-0	1-3	2	3	5	3	5	9	1	2	0	2	1	8	1st FG% 15-32 46.9%				
0	Artese Stapleton	G 11:03	0-1	0-1	0-0	0	2	2	1	0	0	1	0	0	0	0	7	3PT% 3-10 30.0%				
5	Jamar Brown	G 31:07	7-9	1-2	4-5	0	6	6	3	3	19	1	2	3	0	0	22	FT% 5-12 41.7%				
11	Anderson Kopp	G 23:53	1-3	0-0	7-10	1	7	8	2	6	9	1	2	0	0	1	14	2nd FG% 12-26 46.2%				
30	Cameron Faas	G 33:54	7-13	2-5	0-1	4	5	9	2	3	16	3	1	0	0	0	27	3PT% 2-4 50.0%				
13	Khrystion Courseault	26:29	1-6	0-2	1-3	0	1	1	1	3	3	2	1	0	0	2	24	FT% 10-17 58.8%				
20	Melvin Ebokoli	10:36	2-5	0-0	0-4	4	3	7	1	4	4	1	0	0	0	0	18	GM FG% 27-58 46.9%				
2	Babacar Diallo	16:27	3-6	1-2	2-3	0	4	4	2	2	9	0	1	1	0	1	11	3PT% 5-14 35.7%				
32	Jeff Ngandu	07:30	0-3	0-0	0-0	1	2	3	2	0	0	0	1	0	1	2	2	FT% 15-29 51.7%				
1	Jayson Petty	11:21	2-3	1-2	0-0	0	3	3	2	2	5	0	0	0	0	1	15	Dead Ball Rebounds: 6				
12	Promise Idiaru	05:49	0-0	0-0	0-0	1	0	1	1	0	0	0	2	0	0	0	4					
14	Cole Glasgow	02:28	0-0	0-0	0-0	0	0	0	0	0	0	0	0	0	0	0	-1					
25	Tyler Andrews	01:50	0-0	0-0	0-0	0	0	0	0	0	0	0	0	1	0	0	-1					
Team																						
Totals			27-58	5-14	15-29	15	37	52	20	28	74	12	13	4	4	6	30	Technical Fouls: NONE				

		SEMO	Roos	Points from		SEMO	Roos	Period by Period Scoring			
Biggest lead	2 (1 st 17:01)		31 (2 nd 2:28)	Turnovers	9		13	1st	2nd	TOT	
Best Scoring Run	6 (1 st 17:01)		12 (1 st 0:50)	Paint	28		40	SEMO	17	27	44
Lead Changes				Second Chance	7		17				
Times Tied	2			Fast Breaks	6		4	Roos	38	36	74
Time with Lead	00:20		37:17	Bench	13		21				

2023-24 SOUTHEAST MISSOURI BASKETBALL NOTES

GAME SUMMARIES

Game 9

Harris-Stowe 45
Southeast Missouri 95

December 6, 2023 • Show Me Center • Cape Girardeau, Mo.



CAPE GIRARDEAU, MO.

Rob Martin and Adam Larson

each dropped in 19 points and Southeast Missouri shot 50 percent with 12 three-pointers in a 95-45 win over Harris-Stowe.

SEMO posted its largest margin of victory in 10 years. The 50-point drubbing was the biggest since the Redhawks beat Central Baptist, 118-56 (+62), on Nov. 11, 2023.

It didn't take long at all for SEMO to put the game out of reach.

The Redhawks heated up to shoot 52.8 percent from the field and buried eight 3-pointers to open a big lead in the first 20 minutes.

Ahead, 9-7, SEMO went on a 30-4

run to take a 28-point advantage. Martin scored 11 of his team's first 16 points of the contest to get the Redhawks going. Nine of those points came from long range.

Smart's 3-pointer extended the Redhawks margin to 42-12 with 5:31 remaining and Evan Eursher's two free throws gave SEMO a commanding 50-20 lead at the half.

Marques Bell's layup on a fast break gave the Redhawks their biggest lead at 95-42 before they put their second-straight win on ice.

Martin shot 8-of-11 from the field and 3-of-4 from 3-point range to go along with five assists and six rebounds. His 19 points are a season-high.

Larson also knocked down three 3-pointers.

Game 10

Southeast Missouri 80
Purdue Fort Wayne 89

December 9, 2023 • Memorial Coliseum • Fort Wayne, Ind.



FORT WAYNE, IND.

TJ Biel scored a season-high 23 points and Rob Martin added a

season-best 22 as Southeast Missouri played tough in an 89-80 loss to Horizon League leader Purdue Fort Wayne.

Biel went over 20 points for the first time in his career and scored double figures off the bench for the second time in three games. Meanwhile, Martin increased his season scoring average to 10.5 points per game with his fourth double-digit performance in five starts.

SEMO shot over 50 percent (51.7) from the field in the opening stanza for the second-straight contest and led for most of the game's first 20

minutes.

SEMO made eight of its first 10 field goals in the opening 8:09 and later used a 7-0 surge to take its largest lead of the half. Biel, who scored his first 10 points in the first half, drove in for a layup expanding the Redhawks lead to 33-24 with 5:57 to go.

PFW countered with a 17-6 run and pulled ahead by two at the intermission. Rasheed Batello scored a layup with two seconds on the clock putting the Mastodons ahead, 41-39.

After Martin's 3-pointer regained a 49-46 edge for SEMO with 17:43 remaining in the second half, PFW put together a 12-0 run to break away.



Official Basketball Box Score - Final
Harris-Stowe at Southeast Mo. St.
12/06/23 Show Me Center, Cape Girardeau
2023-24 Men's Basketball

Game Time: 6:30 PM
Game Duration: 1:42
Attendance: 1,563

Officials: Andrew Walton, Kelly Davis, Alex Manuel

Harris-Stowe - 45

Record: 0-2

NO. Name	Min	FG	3P	FT	Rebounds	Fouls	TP	AS	TO	ST	Blocks	BS	BA	+/
5 Patrick Evans	18:59	3-8	1-2	0-0	0 2 2	0 0	7	1	1	2	0	1	0	-26
11 Ken Martin	28:44	0-10	0-7	2-2	0 1 1	0 1	2	1	2	1	0	0	0	-36
12 Seth Chappas	24:28	3-13	0-6	7-8	1 3 4	0 5	13	0	4	1	0	0	0	-23
25 Anthony II	23:16	2-3	0-1	2-5	0 2 2	3 5	6	4	2	0	0	0	0	-24
32 Tyler Victor	22:02	4-7	1-3	0-0	1 2 3	3 0	9	0	1	1	0	0	0	-17
00 O'Bray Rufus	19:36	0-3	0-1	2-2	1 0 1	0 1	2	0	0	1	0	0	0	-34
15 Bronn Mosby	06:31	0-1	0-0	0-0	0 0 0	0 0	0	0	0	0	0	0	0	-18
35 Eaton Smith	11:44	1-2	0-0	0-0	1 2 3	1 1	2	0	0	0	0	0	0	-14
14 Darren Sunkett	17:14	0-3	0-1	1-2	0 3 3	2 2	1	1	2	0	0	0	0	-28
23 Valdy Zepher	15:40	1-5	1-1	0-0	1 4 5	2 0	3	0	1	0	1	0	0	-16
22 Corde Brown	11:48	0-0	0-0	0-0	0 1 1	3 0	0	0	0	0	0	0	0	-14
Team					0 0 0	0	0	1						
Totals		14-55	3-22	14-19	5 20 25	14 15	45	7	14	6	1	1	0	-50

Technical Fouls:NONE

Southeast Mo. St. - 95

Record: 3-6

NO. Name	Min	FG	3P	FT	Rebounds	Fouls	TP	AS	TO	ST	Blocks	BS	BA	+/
4 Adam Larson	F 21:56	7-14	3-10	2-4	3 1 4	0 2	19	1	2	0	0	0	0	31
10 David Idada	C 15:22	2-3	0-0	5-6	2 5 7	1 4	9	1	1	1	1	1	1	17
1 Rob Martin	G 26:09	8-11	3-4	0-0	1 5 6	0 0	19	5	3	1	0	0	0	32
3 Aquan Smart	G 24:39	4-11	2-6	0-0	1 3 4	1 0	10	8	3	1	0	0	0	32
44 Braxton Stackler	G 14:51	2-5	0-2	1-2	2 1 3	4 1	5	5	1	1	0	0	0	14
11 Evan Eursher	G 17:35	3-4	1-2	2-2	3 4 7	1 2	9	2	0	0	0	0	0	21
35 Mason Hanback	20:24	3-3	0-0	0-0	0 3 3	0 2	6	0	0	1	0	0	0	25
2 BJ Ward	22:47	1-6	1-3	0-0	1 0 1	1 1	3	1	0	1	0	0	0	32
5 TJ Biel	13:52	3-4	1-1	0-0	2 3 5	1 0	7	0	1	0	0	0	0	23
22 Gavyn Elkamil	12:54	1-3	1-3	2-2	1 4 5	2 1	5	1	0	0	0	0	0	17
55 Marques Bell	09:34	1-6	0-2	1-2	0 2 2	2 1	3	0	0	0	0	0	0	6
Team					0 0 0	0	0	0						
Totals		35-70	12-33	13-18	15 32 47	15 14	95	24	11	6	1	1	0	50

Technical Fouls:NONE

	HSSU	SEMO
Biggest lead	0 (1 st 20:00)	53 (2 nd 1:08)
Best Scoring Run	6 (1 st 4:07)	16 (1 st 7:10)
Lead Changes	0	
Times Tied	1	
Time with Lead	00:00	38:29

OVC TOURNAMENT CHAMPIONS | 1999-2000 • 2022-2023

NCAA TOURNAMENT | 1999-2000 • 2022-2023



Official Basketball Box Score - Final
Southeast Mo. St. at Purdue Fort Wayne
12/09/23 Allen County War Memorial Coliseum, Fort Wayne
2023-24 Men's Basketball

Game Time: 7:00 PM
Game Duration: 2:07
Attendance: 1,838

Officials: Steve Honacki, Brad Claus, Scott Sivilie

Southeast Mo. St. - 80

Record: 3-7

NO. Name	Min	FG	3P	FT	Rebounds	Fouls	TP	AS	TO	ST	Blocks	BS	BA	+/
4 Adam Larson	F 29:47	2-9	2-9	0-0	1 4 5	1 0	6	0	1	0	0	0	0	7
10 David Idada	C 11:06	0-1	0-0	0-0	0 1 1	3 1	0	0	4	1	0	0	0	6
1 Rob Martin	G 34:07	8-12	2-5	4-4	1 2 3	2 4	22	5	5	1	0	0	0	2
3 Aquan Smart	G 20:38	5-9	0-1	2-3	0 4 4	3 2	12	5	2	0	1	0	0	10
44 Braxton Stackler	G 15:17	2-5	1-1	0-0	0 1 1	4 0	5	0	2	0	0	1	0	-5
35 Mason Hanback	08:04	1-1	0-0	0-0	1 0 1	3 0	2	0	0	0	1	0	1	0
11 Evan Eursher	27:13	2-5	1-2	1-2	1 2 3	3 2	6	0	0	0	0	0	0	-3
2 BJ Ward	08:27	1-3	0-1	0-0	0 1 1	2 0	2	1	1	0	0	0	0	-18
5 TJ Biel	28:34	8-11	0-2	7-9	1 8 9	4 4	23	0	1	0	0	0	0	-12
12 Josh Earley	07:34	1-1	0-0	0-0	1 2 3	0 0	2	0	0	0	0	0	0	-15
22 Gavyn Elkamil	09:14	0-2	0-0	0-0	0 1 1	0 1	0	0	0	0	0	0	0	-18
Team					1 1 2	0	0	0						
Totals		30-59	6-21	14-18	7 27 34	25 15	80	11	16	2	2	2	0	-9

Technical Fouls:Smart 1st12:28

Purdue Fort Wayne - 89

Record: 10-1

NO. Name	Min	FG	3P	FT	Rebounds	Fouls	TP	AS	TO	ST	Blocks	BS	BA	+/
32 Eric Mulder	F 27:50	5-5	0-0	1-3	2 3 5	3 2	11	0	1	3	0	0	0	2
0 Rasheed Bello	G 35:17	6-13	0-1	7-11	2 2 4	1 6	19	5	3	1	0	0	0	2
1 Jalen Jackson	G 35:18	5-9	1-2	4-6	0 2 2	3 5	15	4	2	1	1	0	0	4
3 Quinton Morton-Robertson	G 27:15	3-7	2-4	7-9	1 2 3	4 4	15	2	1	0	0	0	0	16
22 Anthony Roberts	G 29:46	4-8	0-1	7-10	1 5 6	3 6	15	1	2	3	1	1	0	8
5 Johnathan DeJurnett	08:58	1-1	0-0	0-2	0 4 4	0 1	2	0	0	0	0	0	0	9
11 Maximus Nelson	18:43	3-3	3-3	0-0	0 3 3	0 0	9	1	0	0	0	0	0	14
10 Corey Hadnot II	14:31	1-5	1-2	0-0	0 1 1	0 0	3	1	0	0	0	0	0	-9
2 Destin Whitaker	02:23	0-1	0-1	0-0	0 0 0	1 0	0	0	0	0	0	0	0	-7
Team					0 1 1	0	0	0						
Totals		28-52	7-14	26-41	6 23 29	15 24	89	14	9	8	2	2	0	9

Technical Fouls:NONE

	SEMO	PFW
Biggest lead	9 (1 st 5:57)	13 (2 nd 10:40)
Best Scoring Run	7 (1 st 5:57)	12 (2 nd 13:16)
Lead Changes	6	
Times Tied	8	
Time with Lead	17:21	16:58

Game Notes:12:28 (1st) Intentional/Unsportsmanlike Foul - SEMO #3 •

2023-24 SOUTHEAST MISSOURI BASKETBALL NOTES

GAME SUMMARIES

Game
11

Lindsey Wilson 59 Southeast Missouri 87

December 17, 2023 • Show Me Center • Cape Girardeau, Mo.



CAPE GIRARDEAU, MO.

Aquan Smart scored 18 points, pulled down seven rebounds and had five assists to lead Southeast Missouri to its fourth-straight home win with an 87-59 victory over Lindsey Wilson College (6-6).

SEMO improved its home record to 4-1 this season behind Smart's strong effort.

The Redhawks made four of their first five 3-pointers of the game and led for over 18 minutes in the first half en route to getting a double-digit lead.

Rob Martin's jumper ended a stretch of 4:05 where SEMO didn't score. Ward later closed out the

half by splashing in a shot off an in-bounds pass from Smart to grab the Redhawks a 37-26 lead at the intermission.

Shortly after Connor Robinson's layup pulled the Blue Raiders within nine, SEMO used a 13-0 run to blow the game open.

SEMO's lead didn't dip below double figures the rest of the way.

The Redhawks made their last nine field goals of the game and took their largest lead on the final basket, a Marques Bell basket off a turnover. Gavyn Elkamil knocked down back-to-back 3-pointers off the bench prior to Bell's layup.

Smart shot 5-of-10 from the field and 7-of-9 at the free throw line en route to his fifth double-digit scoring game in a row.

Game
12

Southeast Missouri 64 Illinois State 85

December 21, 2023 • CEFCU Arena • Normal, Ill.



NORMAL, ILL.

Adam Larson made five 3-pointers and scored 16 points as Southeast

Missouri dropped a 85-64 decision to Missouri Valley Conference member Illinois State.

Larson finished with double figures for his team-high seventh time this season.

SEMO used a nice balance of offense and defense to key a strong surge early.

The Redhawks made four of their first seven field goals and forced six turnovers in the game's opening 8:15. Larson gave SEMO momentum when he knocked down a 3-pointer on each of the Redhawks first two

possessions.

Aided by a 6-0 run, SEMO took an 18-12 lead. Aquan Smart converted a 3-point play and Larson added a free throw to close out that stretch. That, however, would be the final time the Redhawks would lead in the game.

Johnny Kinzinger's jumper snapped a drought which saw ISU go scoreless for over four minutes. Kinzinger sparked an initial 10-0 run for the Redbirds who took control by outscoring the Redhawks, 30-10, in the final 10:27 of the first half.

ISU later led by as many as 26 with 5:35 left in the second half before coming away with its eight victory of the season.



Official Basketball Box Score - Final
Lindsey Wilson at Southeast Mo. St.
12/17/23 Show Me Center, Cape Girardeau
2023-24 Men's Basketball

Game Time: 3:00 PM
Game Duration: 1:56
Attendance: 1,869

Officials: John St. Clair, John Dillon, Aaron Denton Denton

Lindsey Wilson - 59			Record: 6-7																		
NO.	Name	Min	FG M-A	3P M-A	FT M-A	Rebounds OR TR	Fouls PF FT	TP	AS	TO	ST	Blocks BS BA	+/-	Shooting By Period							
0	Bryce Brown	F 36:34	6-14	1-4	2-4	0 9 9	3 4 15	1 2 1	0 0 0	-28	1st FG% 10-25 40.0%				3PT% 1-11 9.1%						
5	Connor Robinson	G 22:30	3-5	0-1	2-2	1 2 3	1 1 8	1 1 1	0 0 1	-11	FT% 5-8 62.5%				2nd FG% 11-22 50.0%						
10	Rodney Lewis	G 06:57	0-1	0-0	0-0	0 0 0	0 0 1	0 0 1	0 0 1	-10	3PT% 5-8 62.5%				FT% 6-10 60%						
12	Kenyata Carbon	G 28:37	3-8	0-1	2-4	0 3 3	1 4 8	6 4 1	0 1 0	-11	GM FG% 21-47 44.7%				3PT% 6-19 31.6%						
15	Barrett Burchett	G 28:17	2-4	1-3	0-0	1 2 3	3 0 5	1 1 0	0 0 0	-6	FT% 11-18 61.1%				Dead Ball Rebounds: 4, 2						
22	Johrdon Mumford	23:23	1-4	0-2	0-0	0 1 1	3 0 2	1 4 2	0 0 0	-16											
4	Matt Khoury	22:02	4-8	4-8	2-2	0 1 1	2 0 14	2 1 1	0 0 0	-14											
33	Jackson Edwards	15:09	1-2	0-0	1-4	1 1 2	2 3 3	0 0 0	1 0 0	-22											
23	Jayden Lazard	13:14	1-1	0-0	2-2	0 0 0	2 1 4	1 1 0	0 0 0	-12											
1	Morgan Campbell	02:17	0-0	0-0	0-0	0 0 0	0 0 0	0 0 0	0 0 0	-5											
30	Kabryen Tinson	01:00	0-0	0-0	0-0	0 0 0	0 0 0	0 0 0	0 0 0	-5											
Team						0 0 0	0 0 0	0 0 0	0 0 0	-5											
Totals		21:47	6-19	11-18	3 19	22	18 13	59	13	16	6	1	3	-28							

Technical Fouls: NONE

Southeast Mo. St. - 87			Record: 4-7																	
NO.	Name	Min	FG M-A	3P M-A	FT M-A	Rebounds OR DR TOT	Fouls PF F	TP	AS	TO	ST	Blocks BS BA	+/-	Shooting By Period						
4	Adam Larson	F 19:08	2-3	2-3	0-0	0 4 4	3 1 6	2	0	0	0	0	23	1st FG%	15-33	45.5%				
21	Josh Earley	F 16:20	3-6	0-0	0-0	0 0 0	1 1 6	0	0	0	0	0	12	3PT%	4-11	36.4%				
1	Rob Martin	G 28:23	5-8	2-3	0-0	0 0 0	2 1 12	0	1	1	0	0	15	FT%	3-3	100%				
3	Aquan Smart	G 28:38	5-10	1-4	7-9	0 7 7	0 7 18	5	3	2	1	0	15	2nd FG%	17-24	70.8%				
44	Braxton Stacker	G 21:53	4-8	3-5	2-2	1 4 5	0 3 13	1	1	1	1	0	15	3PT%	6-8	75.0%				
2	BJ Ward	19:05	2-3	0-0	0-0	0 1 1	1 0 4	4	0	0	1	0	14	FT%	10-12	83.3%				
5	TJ Biel	15:45	3-5	0-1	0-0	0 1 1	2 2 6	0	0	0	0	0	3	GM FG%	32-57	56.1%				
35	Mason Hanback	09:03	3-5	0-0	0-0	0 1 1	0 0 6	0	1	0	0	0	3	3PT%	10-19	52.6%				
22	Gavyn Elkamil	12:17	2-3	2-2	2-2	0 2 2	1 1 8	4	0	1	0	1	19	FT%	13-15	86.7%				
10	David Idada	08:47	1-1	0-0	0-0	1 1 2	0 1 2	0	0	0	0	0	7	Dead Ball Rebounds: 2, 2						
3	Dylan Branson	14:31	0-3	0-1	2-2	2 2 4	3 1 2	4	2	1	0	0	7							
55	Marqueas Bell	06:10	2-2	0-0	0-0	0 1 1	1 0 4	0	0	0	0	0	7							
Team						0 0 0	0 0 0	0	0	0	0	0	7							
Totals		32:57	10-19	13-15	4 24	28	14 18	87	20	9	6	3	1	28						

Technical Fouls: Branson 1st; 32

LWU		SEMO		Points from		Turnovers		Period by Period Scoring	
Biggest lead	2 (1st 19:37)	28 (2nd 0:19)		Paint	22 34			1st 2nd TOT	
Best Scoring Run	6 (1st 3:48)	13 (2nd 14:18)		Second Chance	2 2			LWU 26 33 59	
Lead Changes	1			Fast Breaks	13 14			SEMO 37 50 87	
Times Tied	1			Bench	23 32				
Time with Lead	00:53	38:15							



Official Basketball Box Score - Final
Southeast Missouri at Illinois State
12/21/23 CEFCU Arena, Normal, Ill.
2023-24 Men's Basketball

Game Time: 7:00 PM
Game Duration: 1:55
Attendance: 3,361

Officials: Gene Grimshaw, Jeff Matham, Brad Yorkovich

Southeast Missouri - 64			Record: 4-8																			
NO.	Name	Min	FG M-A	3P M-A	FT M-A	Rebounds OR DR TOT	Fouls PF FO	TP	AS	TO	ST	Blocks BS BA	+/-	Shooting By Period								
4	Adam Larson	F 27:39	5-7	5-7	1-2	0 4 4	2 3 16	0	0	2	0	0	-15	1 st FG% 10-30 33.3%								
21	Josh Earley	F 16:52	2-2	0-0	0-0	2 0 2	1 0 4	1	0	1	0	1	-20	3PT% 4-15 26.7%								
1	Rob Martin	G 29:08	3-9	0-3	1-1	0 1 1	2 1 7	4	5	0	0	0	-23	FT% 4-6 66.7%								
3	Aquan Smart	G 19:13	3-11	0-4	1-1	0 1 1	5 4 7	0	1	1	0	0	-11	2 nd FG% 13-28 46.4%								
44	Braxton Stacker	G 24:20	4-12	0-2	3-4	3 2 5	4 2 11	0	0	1	1	1	-15	3PT% 2-9 22.2%								
22	Gavyn Elkamil	10:30	0-2	0-1	0-0	1 2 3	2 1 0	0	0	0	0	1	-2	FT% 8-11 72.7%								
33	Dylan Branson	22:12	2-4	0-2	4-5	1 2 3	3 4 8	4	3	1	0	0	-6	GM FG% 23-58 39.7%								
35	Mason Hanback	16:50	1-2	0-0	0-1	2 2 4	3 2 2	0	1	1	0	0	4	3PT% 6-24 25.0%								
2	BJ Ward	21:30	1-6	1-5	0-0	0 2 2	0 3 3	1	1	0	0	1	-11	FT% 12-17 70.6%								
10	David Idada	03:17	0-0	0-0	0-0	0 0 0	0 0 0	0	0	1	0	0	-4	Dead Ball Rebounds: 2, 0								
55	Marquesae Bell	08:29	2-3	0-0	2-3	0 3 3	1 3 6	0	0	0	0	0	-2									
Team						0 2 2	0 0	0	0	0	0	0										
Totals			23-58	6-24	12-17	9 21 30	25 20 64	10	14	6	3	2	-21									

Game
13Southern Indiana 91
Southeast Missouri 93 OT

December 29, 2023 • Show Me Center • Cape Girardeau, Mo.

CAPE
GIRARDEAU,
MO.Rob Mar-
tin scored a
career-high 29

points and made the game-winning jumper with 1.1 seconds left to give Southeast Missouri a thrilling 93-91 overtime win over Southern Indiana at the Show Me Center.

SEMO led, 71-62, with 2:05 left to play in regulation when USI went on a 12-3 run down the stretch to send the game to overtime.

AJ Smith's layup pulled the Screaming Eagles within one (72-71) with 25 seconds left and the USI had a chance to win the game when Smith drove in for a layup. Aquan Smart, however, blocked Smith's

shot and Martin was fouled after that.

Martin calmly made two free throws to put SEMO ahead, 74-71, with seven seconds on the clock. On USI's last possession, Jack Champin made a desperation 3-pointer at the buzzer to force an extra period.

SEMO outlasted USI, 19-17, in overtime to claim its first OVC opening victory since the 2016-17 campaign.

USI again came on strong again in the final minutes of overtime erasing a seven-point deficit in just 62 seconds.

Jeremiah Hernandez split a pair of free throws to cut SEMO's lead to 90-89 with 20 seconds to go.

Hernandez scored on a layup with nine seconds to tie the game at 91-91.

Game
14Morehead State 83
Southeast Missouri 64

December 31, 2023 • Show Me Center • Cape Girardeau, Mo.

CAPE
GIRARDEAU,
MO.Aquan Smart
scored 17 points as
Southeast Missouri

fell to Morehead State in a New Year's Eve matchup at the Show Me Center.

MSU became the first Ohio Valley Conference team to 10 wins this season behind a game-high 34 points from Riley Minix.

SEMO and MSU battled to eight ties and eight lead changes in the first half.

Rob Martin, who scored 10 first-half points, buried a 3-pointer and converted a 4-point play to get the Redhawks their first lead at 14-13 with 13:35 remaining in the opening

stanza.

After Smart made two free throws to put SEMO up by one again (30-29), the Eagles went on a 7-0 run to take a six-point advantage. MSU never trailed the rest of the way.

Minix made a pair of free throws to cap that stretch giving MSU a 36-30 lead with 2:48 left. He then scored a layup to increase the Eagles lead to 40-33 at the intermission.

The Eagles never lost the lead the rest of the way.

Smart scored nine of his team-high 17 points at the free throw line and finished with double figures for the seventh time this season.

Official Basketball Box Score - Final
Southern Ind. at Southeast Mo. St.
12/29/23 Show Me Center, Cape Girardeau
2023-24 Men's BasketballGame Time: 7:30 PM
Game Duration: 2:30
Attendance: 1,470

Officials: James Hicks, Chris Hudson, Kelly Davis

Southern Ind. - 91			Record: 3-11 (0-1)															
NO.	Name	Min	FG M-A	3P M-A	FT M-A	Rebounds OR DR	Fouls PF FT	TP	AS	TO	ST	Blocks BS BA	+/-	Shooting By Period				
10	Jack Mielke	F 42:03	3-9	2-6	0-1	1	3	4	3	1	8	1	1	0	1	1st FG% 11-28 39.3%		
52	Kyron Powell	C 18:21	3-6	0-0	2-5	1	2	3	4	3	8	1	4	0	1	3PT% 0-6 0.0%		
5	Jack Campion	G 34:09	2-8	1-5	0-0	0	0	0	5	0	5	4	3	0	0	FT% 10-12 83.3%		
21	AJ Smith	G 36:39	8-16	0-4	3-3	2	9	11	5	3	19	1	4	1	2	2nd FG% 13-29 44.8%		
13	Jeremiah Hernandez	G 41:28	9-17	1-4	16-17	1	3	4	0	12	35	2	3	3	0	3PT% 4-11 36.4%		
4	Nolan Causwell	F 19:59	2-4	0-0	4-5	1	7	8	2	3	3	0	0	0	-6	FT% 12-16 75%		
0	Ryan Hall	F 16:41	2-6	1-1	0-0	1	1	2	4	0	5	1	0	0	1	OT FG% 6-10 60.0%		
1	Javious Moore	08:31	0-0	0-0	1-2	1	1	2	3	2	1	0	1	0	0	3PT% 1-3 33.3%		
13	Sam Mervis	07:09	1-1	0-0	0-0	0	2	2	0	0	2	1	1	1	0	2	FT% 5-5 100%	
Team						0	0	0	0	0	1					GM FG% 30-67 44.8%		
Totals			30-67	5-20	26-33	8	28	36	24	91	13	19	7	3	6	2	FT% 5-20 25.0%	
													Technical Fouls: 0 NONE				Dead Ball Rebounds: 4.9	

Technical Fouls: NONE

Dead Ball Rebounds: 4, 3

Southeast Mo. St. - 93			Record: 5-8 (1-0)														
NO.	Name	Min	FG M-A	3P M-A	FT M-A	Rebounds OR DR	Fouls PF FT	TP	AS	TO	ST	Blocks BS BA	+/-				
4	Adam Larson	F 25:07	3-9	3-7	2-4	3	3	6	4	3	11	2	1	0	1	0	
21	Josh Earley	F 22:38	4-9	0-0	0-0	1	3	4	4	1	8	0	1	1	1	0	
1	Rob Martin	G 35:38	10-15	2-3	7-9	1	2	3	1	7	29	7	2	2	0	7	
3	Aquan Smart	G 30:14	6-17	0-3	7-9	0	3	3	4	5	19	4	4	3	1	-5	
44	Braxton Stacker	G 24:55	2-3	1-1	4-6	2	4	6	2	3	9	1	1	2	1	0	
35	Mason Hanback	12:36	1-2	0-0	0-0	1	1	2	1	0	2	1	1	0	1	4	
5	TJ Biel	22:36	3-7	2-3	1-4	0	2	2	1	3	9	0	0	1	0	-9	
33	Dylan Branson	26:05	3-5	0-0	0-1	4	4	8	5	2	6	1	1	0	0	1	
2	BJ Ward	12:50	0-1	0-0	0-1	0	0	0	0	2	0	1	1	0	0	0	
11	Evan Eursher	09:04	0-1	0-1	0-0	0	3	3	1	0	0	1	1	0	0	-6	
10	David Idada	03:17	0-1	0-0	0-0	0	2	2	1	0	0	0	1	0	1	-4	
Team						0		0		0		0					
Totals			32-70	8-18	21-34	12	27	39	24	26	93	18	14	9	6	3	2
Shooting By Period																	
		1 st	FG	14-36	38.9%												
		2 nd	FG	3PT	4-11	36.4%											
		3 rd	FG	2-5	40.0%												
		4 th	FG	14-28	50.0%												
		2 nd	FG	3-6	50.0%												
		3 rd	FG	9-16	56.3%												
		OT	FG	4-6	66.7%												
		3 rd	1PT	1	100.0%												
		FT	10-13	76.9%													
		GM	FG	32-70	45.7%												
		3PT	8-18	44.4%													
		FT	21-34	61.8%													
Dead Ball Rebounds: 84																	

Technical Fouls: NONE

		USI	SEMO
Biggest lead	5 (1 st 15:00)	12 (2 nd 13:03)	
Best Scoring Run	8 (2 nd 9:59)	8 (1 st 10:36)	
Lead Changes	9		
Times Tied	4		
Time with Lead	11:25	29:18	

2023-24 SOUTHEAST MISSOURI BASKETBALL NOTES

GAME SUMMARIES

Game
15Southeast Missouri 61
Western Illinois 68

January 4, 2024 • Western Hall • Macomb, Ill.



MACOMB, ILL.

Western Illinois made 12 free throws in the final 4:53 of the game

to close out a 68-61 win over Southeast Missouri (5-10, 1-2) at Western Hall.

WIU, which made 15-of-17 free throws in the second half, sunk its final 12 of the contest to fight off a feisty SEMO team searching for its first road win of the season.

SEMO outscored WIU, 16-9, in the first six minutes of the final stanza to get within three.

After Rob Martin scored six-straight points, Aquan Smart got a steal and broke away for a dunk to make it a 45-42 contest with 14:12 remaining.

David Idada came off the bench, stole the ball and scored. Idada was fouled and missed his ensuing free throw to get the Redhawks within a point (48-47) with 12:29 to play.

Then, Martin knocked down a jumper to put SEMO ahead, 49-48, for its first lead since the 13-minute mark of the first half.

SEMO trailed by one following a basket by Josh Earley, but JJ Kalakon made four free throws in a row to put WIU ahead, 60-55, with 4:07 on the clock.

The Redhawks continued to battle and trimmed the Leathernecks lead to one (62-61) when Earley scored with 1:21 left to play.

WIU then began its final stretch of made free throws to pull away.

Game
16Bethel (Tenn.) 61
Southeast Missouri 71

January 6, 2024 • Show Me Center • Cape Girardeau, Mo.



CAPE GIRARDEAU, MO.

Josh Earley scored 14 points and

Evan Eursher tied a career-high 13 to lead Southeast Missouri to a 71-61 win over Bethel (Tenn.).

SEMO stepped out of conference play to host the Wildcats in its final non-league matchup of the season. With the win, the Redhawks finished off a 4-0 record against non-Division I teams this year and ran its winning streak to 37-straight against schools below the Division I level.

Both teams were hot out of the gate, each shooting over 54 percent from the field in the first half.

The Wildcats extended their lead to eight on two occasions before SEMO battled back to take a one-point edge at the intermission.

Tied, 41-41, early in the second half, SEMO went on a 9-0 run and didn't relinquish its lead from that point on.

Eursher keyed the surge with seven of the points. His third jumper in that stretch gave the Redhawks a 50-41 advantage at the 13:49 mark.

Bethel put together a 7-0 run to make it a two-possession game (61-55) with just over five minutes remaining. That, however, was as close as the Wildcats would get.

SEMO shot 50.9 percent (29-of-57) for the game and scored 22 points off 15 Bethel turnovers.



Official Basketball Box Score - Final
Southeast Mo. St. at Western Ill.
01/04/24 Western Hall, Macomb
2023-24 Men's Basketball

Game Time: 7:30 PM
Game Duration: 1:56
Attendance: 629

Officials: Mike O'Neill, Scott Tierney, Chris Duprey

Southeast Mo. St. - 61		Record: 5-10 (1-2)													Shooting By Period	
NO.	Name	Min	FG	3P	FT	Rebounds	Fouls	TP	AS	TO	ST	Blocks	BS	BA	+/-	1st FG%
4	Adam Larson	18:35	2-7	2-6	1-3	0	1	1	2	2	7	0	0	0	-3	3PT%
21	Josh Earley	23:49	9-14	0-0	0-1	2	3	5	2	3	18	0	2	2	-4	FT%
1	Rob Martin	30:41	5-14	2-3	1-2	0	1	1	4	1	13	3	1	1	0	2
3	Aquan Smart	21:43	4-6	1-1	0-2	1	3	4	3	3	9	3	2	1	0	1
44	Braxton Stacker	18:37	0-3	0-1	0-0	0	3	3	3	0	0	1	1	1	1	2
5	TJ Biel	21:08	1-4	0-1	2-2	1	3	4	2	2	4	1	1	1	1	-8
33	Dylan Branson	26:20	1-6	0-2	0-0	3	0	3	4	3	2	3	1	0	0	-13
11	Evan Eursher	17:59	0-1	0-1	0-0	0	2	2	0	1	0	0	0	1	0	-12
35	Mason Hanback	09:37	1-3	0-0	0	2	2	4	2	0	2	0	0	0	0	1
2	BJ Ward	05:24	2-3	0-1	0-0	0	0	0	0	0	4	0	0	0	0	-7
10	David Idada	06:07	1-1	0-0	0-1	1	0	1	0	1	2	0	0	1	0	0
Team						4	1	5								
Totals			26-62	5-16	4-11	14	19	33	22	16	61	11	9	6	4	8
Technical Fouls: NONE																

Western Ill. - 68			Record: 9-6 (2-0)															
NO.	Name	Min	FG	3P	FT	Rebounds	Fouls	TP	AS	TO	ST	Blocks	BS	BA	+/-	Shooting By Period		
			M/A	M/A	M/A	D/R	PF	FF										
4	Jesiah West	F 37:28	2-9	0-0	3-6	1	7	8	1	4	7	3	1	0	2	0	1st FG% 15:37 40.5%	
23	Drew Cisse	F 30:49	2-7	0-0	2-4	6	8	14	4	3	6	4	1	2	6	2	3PT% 2:5 40.0%	
1	Quinlan Bennett	G 14:07	3-5	0-0	1-1	1	2	3	4	1	7	1	2	0	0	1	4th FG% 4:10 40.0%	
2	Ryan Myers	G 36:59	6-14	2-4	2-2	1	1	2	2	1	16	1	5	1	0	0	2nd FG% 8:24 33.3%	
10	JJ Kalakon	G 31:17	5-12	0-0	6-7	7	1	8	2	6	16	1	2	1	0	0	3PT% 1:3 33.3%	
5	James Dent Jr.	31:43	2-7	0-2	5-5	1	6	7	1	5	9	1	2	0	0	1	11th FG% 23:61 37.7%	
3	KJ Lee	08:45	1-3	1-2	0-0	0	0	0	1	0	3	0	0	0	0	0	GM FG% 3:8 37.5%	
24	Tay Knox	08:52	2-4	0-0	0-2	3	1	4	1	2	4	0	0	0	0	0	FT% 19:27 70.4%	
Team						3	1	4			0		0				Dead Ball Rebounds: 4	
Totals			23-61	3-8	19-27	23	27	50	16	22	68	11	13	4	8	4	7	
Technical Fouls: NONE																		

	SEMO	WILL	Points from Turnovers	SEMO	WILL	Period by Period Scoring			
Biggest lead	5 (1 st 18:16)	10 (1 st 0:08)	10	9		1st	2nd	TOT	
Best Scoring Run	7 (2 nd 11:25)	9 (1 st 14:43)	Paint	34	34	SEMO	26	35	61
Lead Changes			Second Chance	8	19				
Times Tied	2		Fast Breaks	9	12	WILL	36	32	68
Time with Lead	05:32	30:59	Bench	14	16				



Official Basketball Box Score - Final
Bethel (TN) at Southeast Mo. St.
01/06/24 Show Me Center, Cape Girardeau
2023-24 Men's Basketball

Game Time: 3:00 PM
Game Duration: 1:41
Attendance: 1,423

Officials: Joey Richardson, John Boylan Jr., Justin Dorris

Bethel (TN) - 61		Record: 10-5																		
NO.	Name	Min	FG	3P	FT	Rebounds	Fouls	TP	AS	TO	ST	Blocks	BS	BA	+/-	Shooting By Period				
			M-A	M-A	M-A	OR	DR	TOT	PF	FD						1st	FG%	17-30	56.7%	
2	Connor Guthrie	G 19:31	3-8	2-3	1-2	2	2	4	0	1	9	1	3	1	0	-14	3PT%	2-4	50.0%	
4	Querrion Gadsdon	G 34:48	8-16	0-1	2-4	5	7	12	4	3	18	5	2	2	0	-3	FT%	0-3	0%	
12	Tyler Neely	G 18:19	0-3	0-2	0-0	0	1	1	3	2	0	1	3	1	0	-3	2nd FG%	0-32	28.1%	
30	Kendall Maddox	G 27:59	5-12	0-0	2-4	4	1	5	2	2	12	1	1	0	0	-10	3PT%	1-4	25.0%	
34	Brennon Marsh	G 17:43	0-2	0-0	0-0	1	2	3	0	0	0	0	1	1	0	-7	FT%	6-11	54.5%	
5	Dwight Reed	15:33	1-2	0-0	0-1	0	1	1	0	1	2	1	0	0	1	0	GM FG%	26-62	41.9%	
31	Justin Evans	10:59	2-4	0-0	0-0	0	1	1	0	0	4	1	1	0	0	8	3PT%	3-8	37.5%	
50	Ethan Turner	12:01	1-2	1-1	1-2	1	2	3	2	2	4	0	1	0	0	-5	FT%	6-14	42.9%	
11	Jose Nazario	24:02	3-7	0-1	0-0	0	4	4	0	1	6	3	1	0	1	-9	Dead Ball Rebounds: 6.3			
33	Dimitrije Stojanovic	01:36	0-0	0-0	0-0	0	0	0	0	0	1	0	0	1	0	-5				
44	Yassine Zitni	04:33	1-2	0-0	0-0	0	0	0	0	0	2	0	0	0	0	-3				
20	Garrett Hayden	07:47	2-3	0-0	0-0	0	0	0	0	0	4	0	0	1	0	-3				
32	Akseye Rice	05:09	0-1	0-0	0-1	0	0	0	1	1	0	0	0	0	0	-3				
Team						0	0	0			0	1				-10				
Totals			26-62	3-8	6-14	13	21	34	13	13	61	13	15	6	2	4	-10			
Technical Fouls: NONE																				

Southeast Mo. St. - 71			Record: 6-10																
NO.	Name	Min	FG	M-A	3P	FT	Rebounds	Fouls	TP	AS	TO	ST	Blocks	BS	BA	+/-			
4	Adam Larson	F 14:43	1-5	1-5	0-0	0	0	1	1	3	1	0	2	1	0	6			
21	Josh Earley	F 23:47	7-11	0-0	0	3	3	6	1	0	14	0	1	0	0	2			
1	Rob Martin	G 28:27	5-9	0-2	2-2	0	4	4	1	1	12	1	2	0	0	1			
3	Aquan Smart	G 16:12	3-7	1-3	0-0	0	0	0	1	0	7	1	2	1	0	-7			
33	Dylan Branson	G 18:37	2-4	0-0	0-1	0	1	1	3	2	4	3	0	2	0	0			
44	Braxton Stacker	09:57	3-5	0-1	0-0	0	0	0	0	0	6	0	0	1	1	-1			
5	TJ Biel	25:17	2-6	0-2	5-6	1	8	9	2	5	9	1	1	0	0	7			
35	Mason Hanback	06:00	1-1	0-0	1-2	0	1	1	2	1	3	0	1	0	1	0			
2	BJ Ward	24:08	0-1	0-0	0-0	0	1	1	1	0	0	2	0	0	0	17			
11	Evan Eursher	25:42	5-9	1-2	2-2	1	4	5	3	13	4	0	1	0	0	24			
10	David Idada	04:50	0-0	0-0	0-0	0	0	0	1	0	0	0	1	0	0	-2			
22	Gavyn Elkamil	02:16	0-0	0-0	0-0	0	1	1	0	0	0	0	0	0	0	-6			
Team								0	0	0			2						
Totals			29:57	3-15	10-13	5	24	29	13	13	71	13	10	7	4	2	10		
Technical Fouls: NONE																			

	Beth	SEMO	Points from	Beth	SEMO	Period by Period Scoring			
Biggest lead	9 (1 st 9:24)	13 (2 nd 8:49)	Turnovers	6	22				
Best Scoring Run	8 (1 st 13:06)	11 (2 nd 13:49)	Paint	36	46				
Lead Changes	6	11	Second Chance	11	6	Beth	36	25	61
Times Tied	7		Fast Breaks	12	8				
Time with Lead	15:23	19:03	Bench	22	31	SEMO	37	34	71



Game 17

Lindenwood 74 Southeast Missouri 68

January 11, 2024 • Show Me Center • Cape Girardeau, Mo.



CAPE GIRARDEAU, MO.

Keenon Cole had a double-double 42 points and 11

rebounds to power Lindenwood to a 74-68 win over Southeast Missouri at the Show Me Center.

LU picked up its first Ohio Valley Conference win of the season and dropped SEMO to its third-straight conference loss.

Things got out of hand in a hurry for SEMO in the second half. LU opened a double-digit lead by scoring the first seven points.

The Lions continued to capitalize on their momentum, outscoring SEMO 19-7 over a period of seven minutes. Beane accounted for eight

of those points and Cole finished the stretch with back-to-back baskets widening LU's lead to 53-36 with 13:06 remaining.

SEMO trailed by as many as 18 points before cutting LU's lead to single digits three times in the last six minutes of play. Rob Martin's jumper (60-52), Eursher's layup (65-56) and Marqueas Bell's free throw (67-58) following an intentional foul dropped the Lions lead below 10.

Adam Larson buried a 3-pointer to trim LU's lead to 72-68 with 3.3 seconds left, but Cole made two more free throws to seal it.

LU shot 62.5 percent (15-of-24) from the field in its decisive second half and 51 percent (26-of-51) for the game.



Official Basketball Box Score - Final
Lindenwood at Southeast Mo. St.
01/11/24 Show Me Center, Cape Girardeau
2023-24 Men's Basketball

Game Time: 7:30 PM
Game Duration: 2:00
Attendance: 1,175

Officials: John St. Clair, Kevin Driver, Kelly Davis

Lindenwood - 74

Record: 7-9 (1-2)

NO.	Name	Min	FG M-A	3P M-A	FT M-A	Rebounds OR DR TOT	Fouls PF FD	TP	AS	TO	ST	Blocks BS BA	+/-
5	Jaylon McDaniel	F 23:43	2-4	0-0	0-0	1 3 4	3 0 4	0	1	1	0	1	-1
24	Keenon Cole	F 36:20	13-23	3-6	13-16	2 9 11	3 11 42	0	1	2	0	1	8
1	Colin Rutin	G 24:38	0-1	0-1	1-4	0 2 2	2 6 1	2	0	2	1	0	-1
23	Jeremiah Talton	G 25:05	0-2	0-2	1-2	0 3 3	2 1 1	0	3	2	0	0	11
25	Darius Beane	G 35:09	9-15	0-0	2-4	0 5 5	3 3 3	20	2	4	2	0	4
3	Tommie Williams	25:45	0-1	0-1	1-2	0 2 2	0 2 1	2	0	1	0	0	2
13	Keith Haymon II	15:29	1-3	1-3	0-0	0 0 0	0 0 3	0	0	0	0	0	-5
22	Isaac Ondekane	11:26	1-2	0-0	0-0	2 2 4	4 0 2	0	1	0	0	1	9
15	Nathan Johnson Jr.	02:25	0-0	0-0	0-0	0 0 0	0 0 0	0	0	0	0	0	3
Team						0 0 0				0	1		
Totals			26-51	4-13	18-28	5 26 31	17 23 74	6	11	10	1	3	6

Technical Fouls: Beane 2nd6:18

Shooting By Period			
1 st FG%	11-27	40.7%	
3PT%	3-10	30.0%	
FT%	9-13	69.2%	
2 nd FG%	15-24	62.5%	
3PT%	1-3	33.3%	
FT%	9-15	60%	
GM FG%	26-51	51.0%	
3PT%	4-13	30.8%	
FT%	18-28	64.3%	
Dead Ball Rebounds: 3, 3			

Southeast Mo. St. - 68

Record: 6-11 (1-3)

NO.	Name	Min	FG M-A	3P M-A	FT M-A	Rebounds OR DR TOT	Fouls PF FD	TP	AS	TO	ST	Blocks BS BA	+/-
4	Adam Larson	F 19:56	1-4	1-2	1-2	0 2 2	2 1 4	2	0	1	1	0	-4
21	Josh Earley	F 23:12	5-9	0-0	6-9	1 6 7	2 6 16	0	2	0	1	0	-4
1	Rob Martin	G 23:41	4-11	1-5	2-2	0 2 2	4 1 11	3	2	0	0	0	6
3	Aquan Smart	G 16:00	1-8	1-2	0-0	0 3 3	3 0 3	1	0	2	0	0	-8
33	Dylan Branson	G 17:50	2-4	0-2	2-2	0 3 3	5 1 6	0	3	0	0	0	-17
2	BJ Ward	16:19	0-5	0-4	0-0	0 1 1	1 0 0	1	2	0	0	0	-12
5	TJ Biel	24:16	1-1	0-0	1-2	0 1 1	1 1 3	0	1	0	0	0	3
11	Evan Eursher	24:18	4-7	3-3	0-0	2 4 6	0 1 11	0	1	0	0	1	8
35	Mason Hanback	03:49	0-0	0-0	0-0	0 0 0	0 1 0	0	0	0	0	1	-2
44	Braxton Stacker	16:22	4-4	1-1	2-2	0 2 2	3 2 11	1	1	2	0	0	-9
10	David Idada	06:25	0-0	0-0	1-0	1 0 1	1 0 0	0	0	0	0	0	3
55	Marqueas Bell	07:52	0-0	0-0	3-4	0 1 1	2 2 3	2	0	0	0	0	6
Team						0 0 0				0	0		
Totals			22-53	7-19	17-23	4 25 29	24 16 68	10	12	5	3	1	-6

Technical Fouls: Team 2nd6:24Smart 2nd6:18

Shooting By Period			
1 st FG%	9-25	36.0%	
3PT%	4-9	44.4%	
FT%	7-10	70%	
2 nd FG%	13-28	46.4%	
3PT%	3-10	30.0%	
FT%	10-13	76.9%	
GM FG%	22-53	41.5%	
3PT%	7-19	36.8%	
FT%	17-23	73.9%	
Dead Ball Rebounds: 4, 2			

	LIN	SEMO	Points from	LIN	SEMO	Period by Period Scoring
Biggest lead	18 (2 nd 10:53)	4 (1 st 17:26)	Turnovers	17	8	1st 2nd TOT
Best Scoring Run	11 (2 nd 17:26)	8 (2 nd 5:50)	Paint	32	24	LIN 34 40 74
Lead Changes	2		Second Chance	7	7	SEMO 29 39 68
Times Tied	4		Fast Breaks	13	8	
Time with Lead	27:31	07:06	Bench	6	28	