

OVC CHAMPS

1995 • 1996 • 1997

1998 • 1999 • 2019

2021

NCAA TOURN.

1999 • 2019

OVC TOURN. TITLES

1994 • 1995 • 1997

1998 • 1999 • 2019



SCHEDULE

February (4-4)

11	at Louisiana Tech	L, 0-4
12	at Louisiana Tech (DH)	L, 0-8 (6); L, 1-6
19	at Saint Louis (DH)	W, 10-9 (10); W, 7-4
24	vs. UNLV !	L, 1-5
25	vs. Western Michigan !	W, 4-1
26	vs. Akron !	W, 9-5

March (10-5, 7-1 OVC)

3	vs. Missouri State \$	L, 0-3
3	vs. Mount St. Mary's \$	W, 5-1
4	vs. Mount St. Mary's \$	W, 1-0
4	at Ole Miss \$ ^{SECN+}	L, 0-1
5	at Ole Miss \$ ^{SECN+}	W, 1-0
10	SIU Edwardsville* (DH) ^{ESPN+}	W, 4-2; W, 3-2
11	SIU Edwardsville* ^{ESPN+}	W, 5-1
15	at Middle Tennessee	L, 0-3
18	at Tennessee State* (DH)	L, 0-3; W, 9-2
19	at Tennessee State*	Canceled
22	Southern Illinois ^{ESPN+}	Canceled
25	Southern Indiana* ^{ESPN+}	W, 8-5
26	Southern Indiana* (DH) ^{ESPN+}	W, 11-0 (5); W, 5-4
28	at Southern Illinois	L, 6-7

April (3-0, 3-0 OVC)

1	at Tennessee Tech* (DH)	W, 11-0 (5); W, 9-1 (5)
2	at Tennessee Tech*	W, 10-0 (5)
7	Morehead State* (DH) ^{ESPN+}	12 p.m.
8	Morehead State* ^{ESPN+}	12 p.m.
15	at Lindenwood* (DH)	TBA
16	at Lindenwood*	TBA
19	Murray State ^{ESPN+}	3 p.m.
29	UT Martin* ^{ESPN+}	3 p.m.
30	UT Martin* (DH) ^{ESPN+}	12 p.m.

May (0-0, 0-0 OVC)

6	at Eastern Illinois* (DH)	1 p.m.
7	at Eastern Illinois*	1 p.m.
10	OVC Tournament	Oxford, Ala.
11	OVC Tournament	Oxford, Ala.
12	OVC Tournament	Oxford, Ala.
13	OVC Tournament	Oxford, Ala.

! - Frost Classic (Chattanooga, Tenn.); \$ Ole Miss Tournament (Oxford, Miss.); All Times Central & Subject to Change; Home Games in **Bold**; * - Denotes Ohio Valley Conference Game



Southeast Missouri or SEMO

is the preferred reference for Southeast Missouri State University athletic teams. Southeastern Missouri State is **NOT** an acceptable reference.



SOUTHEAST MISSOURI SOFTBALL

SEMOredhawks.com // @SEMOSoftball

Contact: Jeff Honza, Associate AD Strategic Communications // Office: (573) 651-2933 // redhawk1@me.com

GAMES 27-29 // MOREHEAD STATE vs. SOUTHEAST MISSOURI

April 7-8, 2023 // Fri. - 12 p.m. (DH); Sat. - 12 p.m., CT // Southeast Softball Complex // Cape Girardeau, Mo.
Series: SEMO leads, 67-22 // Video: ESPN+ // Live Stats: SEMOredhawks.com // Twitter: @SEMOSoftball



10-16
5-4 OVC

MOREHEAD STATE EAGLES

Head Coach Megan Griffith
Career Record (Yrs.) 10-16 (1)
Record at MSU (Yrs.) 10-16 (1)
OVC Record 5-4



17-9
10-1 OVC

SEMO REDHAWKS

Head Coach Mark Redburn
Career Record (Yrs.) 440-429 (21)
Record at SEMO (Yrs.) 226-180 (9)
OVC Record 111-72

// Redhawks Host Morehead State

Southeast Missouri (17-9, 10-1) hosts Morehead State (10-13, 5-4) prior to the Easter holiday this weekend. SEMO and MSU will play a 12 p.m. doubleheader Friday followed by a 12 p.m., CT single game Saturday.

// Follow the Redhawks

Video for all three games of this weekend's series is available live on ESPN+. Live stats can be accessed at TTUSports.com. Twitter updates will be provided @SEMOSoftball.

// Series History

Southeast Missouri and Morehead State meet for the 90th time. SEMO holds a commanding 67-22 lead in the all-time series. The Redhawks have won eight in a row against the Eagles and have swept MSU three-straight seasons.

// Donate Life Games

The Redhawks are again partnering with Mid-America Transplant for their Donate Life games scheduled for Friday against Morehead State. Donate Life raises awareness for the importance of organ and tissue donation.

// Senior Salute

Southeast Missouri will recognize seniors Marisa Davis, Kimmy Fleming, Alyson Tucker and Karsyn Davis prior to first pitch of Saturday's series finale.

// Second in the OVC

Southeast Missouri is currently second in the Ohio Valley Conference standings behind Eastern Illinois (8-0). SEMO is 10-1 in league play after sweeping SIU Edwardsville (Mar. 10-11), Southern Indiana (Mar. 25-26) and Tennessee Tech (Apr. 1-2), and splitting two games with Tennessee State (Mar. 18). The Redhawks' 10 conference wins are most in the OVC.

// OVC Winning Streak

The Redhawks carry a seven-game Ohio Valley Conference winning streak into this weekend's series against Morehead State. Southeast Missouri's only conference loss came at Tennessee State in the first game of a doubleheader on Mar. 18. Since then, SEMO beat the Tigers in the nightcap and swept both Southern Indiana (Mar. 25-26) and Tennessee Tech (Apr. 1-2) in three games.

// **2,000 Ahead**
Southeast Missouri is three wins away from reaching 2,000 victories in its program history. SEMO's softball program has an all-time record of 1,197-873. A total of 837 of those wins have come at the NCAA Division I level.

// **OVC Momentum**
Southeast Missouri won 10 of its first 11 Ohio Valley Conference games. SEMO's 10-1 conference start is its best since the Redhawks began the 2021 season at 13-1 against league foes. At one time, SEMO won 12-straight OVC games that year.

// **Dominating Effort**
The Redhawks slammed Tennessee Tech to pick up their first series win on the road this season. Southeast Missouri outscored the Golden Eagles, 30-1, in the series and posted a pair of shutouts along the way. Marisa Davis and Paytience Holman each threw one-hit complete game victories in a doubleheader on Apr. 1. SEMO sent the league's last place team to 30 losses this year.

// **Davis is Rolling**
Left-hander Marisa Davis is the Ohio Valley Conference's top pitcher in conference games this season. Davis is 5-0 with a staggering 0.32 ERA in seven outings. She is averaging over six strikeouts per seven innings and has struck out 20 in 21.2 innings against league opponents. Opponents are hitting just .135 against Davis in OVC contests.

// **Mighty Offensive**
Southeast Missouri is hitting a league-best .337 in Ohio Valley Conference play this season. SEMO is first in the OVC in league games in on-base percentage (.436), slugging percentage (.521), runs (75), hits (95), doubles (17), triples (4), RBI (68) and walks (46). The Redhawks hold a +55 advantage (75-20) in scoring through their first 11 OVC contests.

// **Another Sweep**
The Redhawks claimed their third series sweep of the season when they took all three games from Tennessee Tech (Apr. 1-2). Southeast Missouri also swept Southern Indiana (Mar. 25-26), winning two of those games in walk-off fashion. SEMO claimed series sweeps against three of their first four opponents in conference play.

// **Home Winning Streak**
Southeast Missouri has won 23 in a row at home. For the first time in program history, SEMO went undefeated at home when it finished the 2022 season at 14-0. The Redhawks were the only Ohio Valley Conference team unbeaten on their home diamond a year ago. SEMO also won its final three home games of the 2021 campaign and is presently 6-0 at home this year. The Redhawks and Eastern Illinois (2-0) are the only OVC teams undefeated at home in 2023.

// **Halliwill Hitting Streak**
Center fielder Paige Halliwill carries a seven-game hitting streak into this weekend's series versus Morehead State. Halliwill's present hitting streak is the longest of her career. She collected multiple hits three times during that stretch.

// **Nice Week for Shore**
First baseman Aubrie Shore hit safely in each of Southeast Missouri's four games last week helping lead the Redhawks to three wins in that span. Shore hit .500 (5-for-10) with a run scored, one double, a home run and seven RBI for the week. She hit her team-high fourth home run of the season in her only at-bat at Southern Illinois (Mar. 28). Shore then opened the Tennessee Tech series going 2-for-3 with four RBI and followed that up with RBI-hits in the final two games of the series sweep.

2023 OVC Standings (as of Apr. 6)											
School	Conference				Overall				Pct.	Pct.	Pct.
	W	L	I	Pct.	W	L	I	Pct.			
Eastern Illinois	8	0	0	1.000	19	13	0	.594			
Southeast Missouri	10	1	0	.909	17	9	0	.654			
Morehead State	5	4	0	.556	10	16	0	.385			
Southern Indiana	6	5	0	.545	12	16	0	.429			
Tennessee State	5	6	0	.455	14	18	1	.439			
UT Martin	5	6	0	.455	12	17	0	.414			
Lindenwood	5	6	0	.455	12	18	0	.400			
SIUE	0	7	0	.000	13	19	0	.406			
Tennessee Tech	0	9	0	.000	3	31	0	.088			

This Week's Schedule											
Tuesday, April 4											
SIUE at Western Illinois* (2) - 3 p.m.											
IUPUI at Southern Indiana - 3 p.m.											
Tennessee Tech at Lipscomb - 6 p.m.											
UT Martin at Ole Miss - 6 p.m.											
Thursday, April 6											
Lindenwood at Oregon - 8 p.m.											
Friday, April 7											
Morehead State at Southeast Missouri* (2) - 12 p.m.											
Southern Indiana at Eastern Illinois* (2) - 1 p.m.											
Tennessee State at SIUE* - 3 p.m.											
Tennessee Tech at UT Martin* - 3 p.m.											
Lindenwood at Oregon - 8 p.m.											
Saturday, April 8											
Southern Indiana at Eastern Illinois* - 12 p.m.											
Morehead State at Southeast Missouri* - 12 p.m.											
Tennessee State at SIUE* (2) - 1 p.m.											
Tennessee Tech at UT Martin* (2) - 1 p.m.											

SOUTHEAST MISSOURI SOFTBALL NOTES // MOREHEAD STATE

// **Redhawks Lead OVC in Hitting and Pitching**
Southeast Missouri leads the Ohio Valley Conference in batting average and ERA. SEMO is hitting .291 and boasts a 2.52 ERA through 26 games this season. Marisa Davis tops the league with a 1.69 ERA and Delaney Kell leads the conference with a .196 opposing batting average.

// **Over .300**
Five Redhawks are hitting over .300 this season. Zoe Schulte leads the team with a .364 batting average, while Paige Halliwill and Alyson Tucker follow hitting .351 and .349, respectively. Kat Sackett (.319) and Aubrie Shore (.306) round out the group.

// **Midweek Games**
The Redhawks dropped their second midweek game of the season when they came up on the short end of a 7-6 loss to longtime rival Southern Illinois (Mar. 28). Southeast Missouri had a three-run lead going into the bottom of the seventh inning before SIU scored four runs and won the game on a walk-off double. SEMO is 0-2 in midweek action this season.

// **What a Series for Tucker**
Shortstop Alyson Tucker had a massive weekend leading Southeast Missouri to its series sweep of Southern Indiana (Mar. 25-26). Tucker hit .600 (6-for-10) with three runs scored, a double, grand slam, 11 RBI and one stolen base for the series. She hit her first career grand slam in the bottom of the fifth inning to give SEMO an 11-0 walk-off win in game two. Tucker went 3-for-3 with two runs and seven RBI in that game alone. She then had a two-RBI game-tying single in the bottom of the seventh inning during the series finale right before the Redhawks won that game in walk-off fashion. Tucker also boasted a .636 on-base percentage and

1.000 slugging percentage for the weekend.

// **Tucker Named OVC Player of the Week**
Alyson Tucker was unanimously voted Ohio Valley Conference Player of the Week on Mar. 27. Tucker earned the first OVC Player of the Week honor of her career. She is the second Redhawk to win one of the league's weekly awards this season.

// **Career-High RBI**
Alyson Tucker's seven RBI against Southern Indiana (Mar. 26) marked a new career-high. Her seven RBI were the most in a game since Kaylee Anderson finished with eight on a pair of grand slams vs. Morehead State (Apr. 3, 2022). Tucker's seven RBI tie for most in a game by a player in the Ohio Valley Conference. Eastern Illinois' Lindy Milkowski also had seven RBI vs. Bellarmine this year.

// **Season-High Runs**
Southeast Missouri registered a season-high 11 runs for the second time in its victory over Tennessee Tech (Apr. 1). SEMO also scored 11 runs vs. Southern Indiana (Mar. 26). Both of those games were shutouts for the Redhawks. SEMO scored double-digit runs a total of four times this year.

// **Keep it Going**
The Redhawks are 11-3 in their last 14 games. Southeast Missouri heated up to win seven of its previous eight contests ahead of this weekend's series against Morehead State.

// **Tucker Tough**
Alyson Tucker has struck out just twice in her 63 at-bats this season. Tucker has started all 26 games for Southeast Missouri and is currently the toughest player in the Ohio Valley Conference to strike out. She also ranks 15th in the nation in that category.

// **Winner, Winner**
After Alyson Tucker hit a two-out, two-RBI single to tie the game, Abigail Rickermann delivered a walk-off game-winning infield hit to send Southeast Missouri to its 5-4 comeback win over Southern Indiana (Mar. 26). Pinch-runner Brittany Affolter scored the winning run on a close play at the plate on Rickermann's hit.

// **Strong March**
Southeast Missouri recently wrapped up March with an overall 10-5 record and 7-1 mark in Ohio Valley Conference play. Redhawk pitchers boasted a 2.04 ERA with 29 earned runs allowed in 99.1 innings over those 15 games. SEMO pitchers also combined for three shutouts, three saves and five complete games in March.

// **Stealing the Show**
The Redhawks collected nine stolen bases in their recent series sweep of Southern Indiana (Mar. 25-26). Southeast Missouri went 9-of-11 on the basepaths against the Screaming Eagles. SEMO matched a season-high five stolen bases in game one of the series. The Redhawks lead the Ohio Valley Conference with 37 stolen bases. Sydney Dennis and Paige Halliwill are SEMO's top base stealers with seven apiece.

// **Redhawks 102 in RPI**
Southeast Missouri comes in at 102nd in the NCAA Division I RPI rankings. SEMO is among the top-third out of 306 Division I schools in RPI.



// **Davis Claims OVC Co-Pitcher of the Week Honors**

Southeast Missouri left-hander Marisa Davis was named Ohio Valley Conference Co-Pitcher of the Week on Mar. 13. Davis, who hails from Kansas City, Missouri, registered a 2-0 record and 0.78 ERA in three appearances and one start to help lead Southeast Missouri to its series sweep of SIU Edwardsville. She allowed only one earned run and just two runs in nine total innings. She gave up just four hits and struck out nine in that span. Davis had a season-high four strikeouts vs. the Cougars in game three. The OVC Pitcher of the Week honor is the first of Davis' career.

// **Shore Homers Twice**

First baseman Aubrie Shore homered twice in a game for the first time in her career to lead Southeast Missouri to its 9-2 victory over Tennessee State (Mar. 18). Shore hit a leadoff solo home run in the second and delivered a three-run shot in the top of the seventh. She leads the Redhawks with four home runs and has homered in three of her last five games.

// **Everyday Starters**

Four Redhawks, including Paige Halliwill, Kat Sackett, Aubrie Shore and Alyson Tucker have started all 26 games for Southeast Missouri in 2023. Halliwill started every game in center field, and Shore has started all of SEMO's contests at first.

// **Great Win for the Program**

With its 1-0 win over Ole Miss (Mar. 5), Southeast Missouri picked up its 14th win against a SEC foe in program history. It marked the third time in the last six years where SEMO has upended a SEC team under Head Coach Mark Redburn. The Redhawks are now 14-70 all-time against SEC schools.

// **OVC Openers**

The Redhawks moved to 21-10 in Ohio Valley Conference openers with their 4-2 victory over SIU Edwardsville (Mar. 10). Southeast Missouri started league action with a win in 10 of the last 13 seasons.

// **February is in the Books**

The Redhawks opened the first month of the season with .500 mark as one of three Ohio Valley Conference teams entering this weekend at .500 or better. Tennessee State (8-6) and Morehead State (3-3) are the others.

// **Kell Tosses Gem**

Delaney Kell pitched a two-hit shutout with a season-high five strikeouts leading Southeast Missouri to a 1-0 win over Mount St. Mary's (Mar. 4). Kell threw the first complete game shutout of her career. She pitched a no-hitter through the first 3.2 innings. Ten of Kell's outs were fly balls. She leads the Redhawks in wins (4), appearances (8) and innings (35.1). Kell has thrown two complete games, as well.

// **More Strong Pitching**

Marisa Davis and Delaney Kell combined on a four-hit shutout to lead Southeast Missouri to its 1-0 win over Ole Miss (Mar. 5). Ole Miss had only three runners in scoring position against Davis and Kell. Davis threw four strong innings with three strikeouts and three hits allowed to get her second win of the season, while Kell pitched the final three shutout innings with one hit allowed and one strikeout to earn the save.

// **First Wins for the Redhawks**

Southeast Missouri claimed its first wins of the 2023 campaign with a doubleheader sweep of Saint Louis (Feb. 19). SEMO came from behind to beat the Billikens, 10-9, in 10 innings during game one, and won the nightcap by a score of 7-4.

// **300th Win for Redburn**

Ninth-year Southeast Missouri Head Coach Mark Redburn earned his 300th career NCAA Division I win when the Redhawks

beat Saint Louis, 10-9 (10 innings), on Feb. 19. Redburn is 316-355 in 14 years as an NCAA Division I head coach between Evansville (five years) and SEMO.

// **Wild 10th Inning**

With the international tiebreaker rule in effect, Southeast Missouri and Saint Louis combined to score 11 runs in the 10th inning that decided game one of their doubleheader on Feb. 19. SEMO scored six runs in the top of the 10th before SLU responded with five in the bottom half of the inning. The Redhawks came away with a 10-9 victory for its first win of 2023.

// **Bats Get Going**

The Redhawks pounded out a season-high 19 hits in their game one win over Saint Louis (Feb. 19). Six starters had multiple hits. Paige Halliwill, Kat Sackett and Sydney Dennis paved the way with three apiece, while Alyson Tucker, Kynzie Wrigley and Aubrie Shore followed close behind with two each. The 19 hits are SEMO's most in a game since it also had 19 vs. Purdue Fort Wayne on Feb. 14, 2020.

// **Wrigley Over 100 Career Games Played**

Infielder Kynzie Wrigley played in her 100th career game vs. Akron at the Frost Classic on Feb. 26. Wrigley has 118 games and 108 starts as a Redhawk thus far. She started 25 games at third base this year.

// **Davis Reaches 100 Career Strikeouts**

Left-hander Marisa Davis picked up her 100th career strikeout at Tennessee State (Mar. 18). Davis has 138 strikeouts in 90 appearances and 24 starts as a Redhawk.

// **Peek Hits First Career Home Run**

Marissa Peek hit her first career home run in Southeast Missouri's win over Mount St. Mary's (Mar. 3). Peek homered to center field in the third inning of that game. She is the second Redhawk to hit a home run this season.

// **Nice Pitching**

Delaney Kell and Paytience Holman each turned in strong pitching performances to help lead Southeast Missouri to its doubleheader sweep of Saint Louis (Feb. 19). Kell, who put together the best outing of her career to date, threw seven-straight scoreless innings of relief to set up SEMO's game one victory. Meanwhile, Holman, who was credited with a save in game one after Kell exited with one out in the bottom of the 10th, then tossed a complete game with eight strikeouts in the nightcap. Holman is 1-1 in three appearances and two starts.

// **Double Time**

Thirty-nine of the Redhawks 56 extra base this season are doubles. Kat Sackett and Paige Halliwill have nine and eight doubles, respectively. Southeast Missouri is third in the Ohio Valley Conference in doubles.

// **Top Run Scorers**

Paige Halliwill, Jillian Anderson and Kat Sackett are Southeast Missouri's top run scorers this season. Halliwill leads the team with 22 runs scored, while Anderson and Sackett follow with 19 and 13, respectively.

// **Season-Openers**

With its loss to Louisiana Tech (Feb. 11), Southeast Missouri dropped to 16-16 in season-opening games during its NCAA Division I era. The Redhawks are 4-5 in season-openers under Head Coach Mark Redburn.

// **Redhawk Debuts**

Three players made their Redhawk debuts during Southeast Missouri's series at Louisiana Tech (Feb. 11-12). Freshman Brittany Affolter, junior Zoe Schulte and sophomore Marissa Peek each played for the first time in a SEMO uniform.

// **Halliwill Scores First Run of the Season**

Southeast Missouri was shutout in its first 19 innings of the season before Paige Halliwill scored the first run of 2023 on a two-out double by Alyson Tucker in the

top of the seventh inning at Louisiana Tech (Feb. 12). Halliwill is SEMO's top run scorer back from a year ago. She ranked second on the team in that category with 35 runs scored a year ago.

// **Team 47**

The 2023 season is Southeast Missouri's 47th in program history. SEMO's softball program has an all-time record of 1,197-873. The Redhawks are 837-750-2 since joining the NCAA Division I ranks in 1992.

// **Redhawks Tabbed Second in OVC Preseason Poll**

Southeast Missouri was picked second in the 2023 Ohio Valley Conference Preseason Softball Poll voted on by the league's head coaches and communications directors. SEMO was selected second behind UT Martin, which tallied 123 points and 11 of the possible 18 first-place votes. The Redhawks accumulated 119 points and seven first-place nods in the voting. Tennessee Tech (91 pts.), Eastern Illinois (86 pts.) and Southern Indiana (70 pts.) rounded out the top-five, while SIU Edwardsville (61 pts.), Lindenwood (45 pts.), Tennessee State (30 pts.) and Morehead State (23 pts.) followed.

// **Softball Success**

Since 2018, Southeast Missouri has won a total of 163 games for an average of 30 per year during that span. The Redhawks notched a program record 46 wins in 2019 and won 30 games in back-to-back seasons (2021, 2022) for the second time in Mark Redburn's tenure. In terms of winning percentage, softball was the winningest program in SEMO Athletics with a .569 clip over the last seven years. In that time, the Redhawks accumulated 195 victories and boasted a .601 winning percentage with 92 wins in OVC play.



// **Returning Starters**

Five Southeast Missouri position starters and two starting pitchers return from last season. Outfielder Paige Halliwill, infielders Kynzie Wrigley, Aubrie Shore and Abigail Rickermann along with catcher Kat Sackett are back. Wrigley (.323), Rickermann (.296) and Shore (.288) are the top three hitters returning. Halliwill and Shore both made the Ohio Valley Conference All-Newcomer Team in 2022. Meanwhile, Paytience Holman and Marisa Davis are SEMO's returning starting pitchers. Holman ranked second on the team with 51 strikeouts in 81 innings and finished at 6-6 with a 4.49 ERA last season. Davis led the pitching staff with 30 appearances and rated third on the team with 46 strikeouts in 77.2 frames. Holman (4) and Davis (2) combined for six complete games, as well.

// **2023 Schedule**

Southeast Missouri's softball team has 43 games on its upcoming 2023 schedule, including 14 at the Southeast Softball Complex. SEMO, picked second in this year's Ohio Valley Conference Preseason Poll, faces four teams (Chattanooga, Murray State, Ole Miss, Missouri State) that made the NCAA Tournament a year ago. The Redhawks open the season at Louisiana Tech (Feb. 11-12). SEMO plays host to Saint Louis (Feb. 17) in a doubleheader to begin their home slate. After that, the Redhawks play five games each at the Frost Classic in Chattanooga, Tennessee and Ole Miss Classic in Oxford, Mississippi. In Chattanooga, SEMO takes on UNLV (Feb. 24, Feb. 26), host Chattanooga (Feb. 24), Western Michigan (Feb. 25) and Akron (Feb. 25) before matching up with Missouri State (Mar. 3), Mount St. Mary's (Mar. 3, Mar. 4) and Ole Miss (Mar. 4-5) the next weekend. The remainder of the Redhawks non-conference schedule includes midweek contests with Middle Tennessee (Away, Mar. 15), Southern Illinois (Home, Mar. 22; Away, Mar. 29) and former OVC member Murray State (Home, Apr. 19). SEMO starts the OVC portion of its schedule at home with a three-game series against SIU Edwardsville

(Mar. 11-12). First-year OVC member Southern Indiana (Mar. 25-26), Morehead State (Apr. 7-8) and UT Martin (Apr. 29-30) visit Cape Girardeau, as well. The road part of the conference slate includes trips to Tennessee State (Mar. 18-19), Tennessee Tech (Apr. 1-2), first-year OVC member Lindenwood (Apr. 15-16) and Eastern Illinois (May 6-7). This year's OVC Tournament returns to Choccolocco Park in Oxford, Alabama May 10-13. This is the seventh year the tournament will be held at the neutral site in Oxford.

// Redhawks Sign Seven for 2024

Southeast Missouri signed seven players for the 2024 campaign. Infielders Hailey Burnett, Brooklyn Saysoff and Sophie Schupp, catcher Gracie Luna, outfielder Kinley Wilkins and pitchers Maddie Carney and Tegan Livesay will join the Redhawks next fall. Burnett, from Cape Girardeau, was a First-Team All-Conference, All-Region and All-District selection at Notre Dame High School this fall. She helped lead the Bulldogs to a Class 4 district title. As a sophomore, Burnett earned All-Conference, All-Region and All-District accolades, hitting .389 with 38 hits, eight home runs and 37 RBI. She secured All-State, All-Conference, All-Region and All-District laurels with a .504 batting average to go along with eight home runs, 36 RBI and 40 hits. Burnett played for the Select Fastpitch Alvarado team. Saysoff, who hails from Blue Springs, Missouri, started four years at Blue Springs High School. She earned, All-Conference, All-District and All-Region honors as her team's leader in hits and RBI as a senior. Saysoff also claimed Academic All-State accolades during her career. In her final prep campaign, Saysoff hit .449 with 41 RBI, a .478 on-base percentage and .701 slugging percentage. Additionally, she was part of the Nebraska Gold travel team. A native of Columbia, Schupp was garnered All-District and All-Conference honors in multiple seasons at Rock Bridge High School. She hit .290 and boasted a .930 fielding percentage as

a senior. Schupp boasted a .321 batting average as a junior and .388 batting average as a sophomore. She was part of two district championships, one state title and one conference crown during her high school career. Schupp played for the Select Fastpitch club team under Coach Eric Jones. Luna, who hails from Peoria, Illinois, secured First-Team Mid-Illini Conference and All-Area accolades as a junior. She hit .350 with eight home runs, 48 RBI and 10 stolen bases. As a sophomore, Luna broke her school's record with a .530 batting average and had eight home runs and 37 RBI en route to earning First-Team All-Conference and All-Area honors. She played for the Premier Fastpitch club team. Wilkins, a native of Lawson, Missouri, hit .488 with 41 hits, 34 RBI and 45 runs scored en route to earning First-Team All-Conference, All-District, All-Region and All-State honors as a senior at Lawson High School. She earned First-Team All-Conference accolades each of her four prep seasons. Wilkins, also a member of the basketball and track teams, played for the Top Gun Missouri National club team under Coach Danny Westhoff. Carney, from St. Louis, attended Marquette High School, where she claimed First-Team All-Conference, First-Team All-District and All-Region honors in multiple seasons. As a senior, she went 12-6 with two saves and recorded 135 strikeouts in 113 innings. For her high school career, Carney put together a 39-18 record and 2.51 ERA with four saves and 402 strikeouts in 377 innings. She was part of three district championship teams, as well. Carney played for the Select Fastpitch 18U Alvarado team in the summer. A native of Newton, Kansas, Livesay started four years at Newton High School. She boasted a 1.50 ERA with 403 strikeouts in her career. As a junior, Livesay broke her school record with 266 Ks, while posting a 0.97 ERA. Offensively, she hit .445 with 11 home runs, 10 doubles and 34 RBI. Livesay finished her junior season as a First-Team All-State and All-League Performer and was named her Conference Player of the Year

and Class 5A Co-Player of the Year. Her club team is Blitz-Stewart.

// On Deck

Southeast Missouri hosts Southern Illinois on Apr. 11. The Redhawks then head to Lindenwood for a three-game series on Apr. 15-16.

Numerical

No.	Name	Pos.	Ht.	B/T	Cl.	Hometown (High School/College)
1	Jillian Anderson	OF	5-4	L/L	R-So.	Rochester, Ill. (Rochester)
2	Paige Halliwill	OF	5-7	L/L	Jr.	Mogadore, Ohio (Mogadore/Marshall)
3	Kimmy Fleming	OF	5-7	L/R	Sr.	Park Hills, Mo. (Central)
4	Alyson Tucker	INF	5-5	R/R	Sr.	Farmington, Mo. (Farmington/Jefferson College)
5	Kileigh Grisham	INF	5-7	R/R	R-Fr.	Eureka, Mo. (Eureka)
6	Marisa Davis	P	5-4	L/L	Sr.	Kansas City, Mo. (Lee's Summit North)
7	Karsyn Davis	C	5-11	R/R	Jr.	Harrisburg, Ill. (Harrisburg)
8	Sydney Melton	C	5-8	R/R	So.	Eddyville, Ky. (Lyon County)
9	Taryn Coon	INF	5-4	R/R	Fr.	Dodge City, Kan. (Dodge City)
10	Tatum Gerwitz	OF	5-9	L/R	So.	O'Fallon, Mo. (Fort Zumwalt West)
11	Tori Bradley	C	5-7	L/R	So.	Blue Springs, Mo. (Blue Springs South)
12	Zoe Schulte	OF	5-6	R/R	Jr.	Wentzville, Mo. (Timberland/Iowa)
14	Brittany Affolter	OF	5-6	L/R	Fr.	Odessa, Mo. (Odessa)
15	Delaney Kell	P	5-6	R/R	So.	Salem, Ill. (Salem)
16	Abigail Rickermann	INF	5-6	L/R	Jr.	Festus, Mo. (Festus)
18	Sydney Dennis	INF	5-5	L/R	So.	Eureka, Mo. (Eureka)
19	Paytience Holman	P	5-8	R/R	Jr.	Mexico, Mo. (Mexico)
20	Kat Sackett	C	6-0	L/L	Jr.	Erie, Colo. (Erie/Marshall)
21	Abby Robbins	INF	5-6	R/R	Fr.	Farmington, Mo. (Farmington)
24	Kynzie Wrigley	INF	5-3	L/R	Jr.	Mt. Zion, Ill. (Mt. Zion)
26	Aubrie Shore	INF	5-6	R/R	So.	Mahomet, Ill. (Mahomet-Seymour)
28	Marissa Peek	C	5-8	R/R	So.	Wentzville, Mo. (Wentzville Holt/Iowa)

Alphabetical

No.	Name	Pos.	Ht.	B/T	Cl.	Hometown (High School/College)
14	Brittany Affolter	OF	5-6	L/R	Fr.	Odessa, Mo. (Odessa)
1	Jillian Anderson	OF	5-4	L/L	R-So.	Rochester, Ill. (Rochester)
11	Tori Bradley	C	5-7	L/R	So.	Blue Springs, Mo. (Blue Springs South)
9	Taryn Coon	INF	5-4	R/R	Fr.	Dodge City, Kan. (Dodge City)
7	Karsyn Davis	C	5-11	R/R	Jr.	Harrisburg, Ill. (Harrisburg)
6	Marisa Davis	P	5-4	L/L	Sr.	Kansas City, Mo. (Lee's Summit North)
18	Sydney Dennis	INF	5-5	L/R	So.	Eureka, Mo. (Eureka)
3	Kimmy Fleming	OF	5-7	L/R	Sr.	Park Hills, Mo. (Central)
10	Tatum Gerwitz	OF	5-9	L/R	So.	O'Fallon, Mo. (Fort Zumwalt West)
5	Kileigh Grisham	INF	5-7	R/R	R-Fr.	Eureka, Mo. (Eureka)
2	Paige Halliwill	OF	5-7	L/L	Jr.	Mogadore, Ohio (Mogadore/Marshall)
19	Paytience Holman	P	5-8	R/R	Jr.	Mexico, Mo. (Mexico)
15	Delaney Kell	P	5-6	R/R	So.	Salem, Ill. (Salem)
8	Sydney Melton	C	5-8	R/R	So.	Eddyville, Ky. (Lyon County)
28	Marissa Peek	C	5-8	R/R	So.	Wentzville, Mo. (Wentzville Holt/Iowa)
16	Abigail Rickermann	INF	5-6	L/R	Jr.	Festus, Mo. (Festus)
21	Abby Robbins	INF	5-6	R/R	Fr.	Farmington, Mo. (Farmington)
20	Kat Sackett	C	6-0	L/L	Jr.	Erie, Colo. (Erie/Marshall)
12	Zoe Schulte	OF	5-6	R/R	Jr.	Wentzville, Mo. (Timberland/Iowa)
26	Aubrie Shore	INF	5-6	R/R	So.	Mahomet, Ill. (Mahomet-Seymour)
4	Alyson Tucker	INF	5-5	R/R	Sr.	Farmington, Mo. (Farmington/Jefferson College)
24	Kynzie Wrigley	INF	5-3	L/R	Jr.	Mt. Zion, Ill. (Mt. Zion)

Head Coach: Mark Redburn (Ninth Year/Missouri-St. Louis, 1993)
Associate Head Coach: Kristen Jones (Eighth Year/Augusta State, 2012)
Assistant Coach: Ashley Ellis (First Year/Southeast Missouri, 2021)
Volunteer Assistant: Mike Forsythe

Roster Breakdown

Total Squad Members	22
Seniors	3
Juniors	7
Sophomores	8
Freshmen	4

Pronunciation Guide

Tatum Gerwitz	GURR-witz
Paige Halliwill	HAL-ih-will

Geographical Breakdown

Colorado	1
Kat Sackett (Erie)	
Illinois	5
Jillian Anderson (Rochester), Karsyn Davis (Harrisburg), Delaney Kell (Salem), Aubrie Shore (Mahomet), Kynzie Wrigley (Mt. Zion)	
Kansas	1
Taryn Coon (Dodge City)	
Kentucky	1
Sydney Melton (Eddyville)	
Missouri	13
Brittany Affolter (Odessa), Tori Bradley (Blue Springs), Marisa Davis (Kansas City), Sydney Dennis (Eureka), Kimmy Fleming (Park Hills), Tatum Gerwitz (O'Fallon), Kileigh Grisham (Eureka), Paytience Holman (Mexico), Marissa Peek (Wentzville), Abigail Rickermann (Festus), Abby Robbins (Farmington), Zoe Schulte (Wentzville), Alyson Tucker (Farmington)	
Ohio	1
Paige Halliwill (Mogadore)	



1
Jillian Anderson
OF / 5-4 / R-So. / L/L
Rochester, Ill.



2
Paige Halliwill
OF / 5-7 / Jr. / L/L
Edwardsville, Ill.



3
Kimmy Fleming
OF / 5-7 / Sr. / L/R
Park Hills, Mo.



4
Alyson Tucker
INF / 5-5 / Sr. / R/R
Farmington, Mo.



5
Kileigh Grisham
INF / 5-7 / R-Fr. / R/R
Eureka, Mo.



6
Marisa Davis
P / 5-4 / Sr. / L/L
Kansas City, Mo.



7
Karsyn Davis
C / 5-11 / Jr. / R/R
Harrisburg, Ill.



8
Sydney Melton
C / 5-8 / So. / R/R
Eddyville, Ky.



9
Taryn Coon
INF / 5-4 / Fr. / R/R
Dodge City, Kan.



10
Tatum Gerwitz
OF / 5-9 / So. / L/R
O'Fallon, Mo.



11
Tori Bradley
C / 5-7 / So. / L/R
Blue Springs, Mo.



12
Zoe Schulte
OF / 5-6 / Jr. / R/R
Wentzville, Mo.



14
Brittany Affolter
OF / 5-6 / Fr. / L/R
Odessa, Mo.



15
Delaney Kell
P / 5-6 / So. / R/R
Salem, Ill.




16
Abigail Rickermann
INF / 5-6 / Jr. / L/R
Festus, Mo.



18
Sydney Dennis
INF / 5-5 / So. / L/R
Eureka, Mo.



19
Paytience Holman
P / 5-8 / Jr. / R/R
Mexico, Mo.




20
Kat Sackett
C / 6-0 / Jr. / L/L
Erie, Colo.




21
Abby Robbins
INF / 5-6 / Fr. / R/R
Farmington, Mo.



24
Kynzie Wrigley
INF / 5-3 / Jr. / L/R
Mt. Zion, Ill.



26
Aubrey Shore
INF / 5-6 / So. / R/R
Mahomet, Ill.



28
Marissa Peek
C / 5-8 / So. / R/R
Wentzville, Mo.



Mark Redburn
Head Coach
Ninth Year



Kristen Jones
Associate Head Coach
Eighth Year



Ashley Ellis
Assistant Coach
First Year





REDHAWK SOFTBALL

Mark REDBURN

Head Coach // Ninth Year // Missouri-St. Louis, 1993

Mark Redburn begins his ninth year as Southeast Missouri's head softball coach.

Redburn has orchestrated an outstanding turnaround that has seen the Redhawks win 30 or more games in four of the last five seasons, claim back-to-back Ohio Valley Conference regular-season titles (2019 & 2021; no 2020 season due to COVID-19), win one OVC Tournament crown (2019) and earn a NCAA Tournament berth (2019).

In the last five seasons alone, SEMO has won a total of 151 games for an average of 30 per year during that span. The Redhawks notched a program record 46 wins in 2019 and won 30 games in back-to-back seasons (2021, 2022) for the second time in Redburn's tenure. In terms of winning percentage, softball has been the winningest program in SEMO Athletics with a .569 clip in the last seven years. Over that time, the Redhawks accumulated 190 victories and boasted a .601 winning percentage with 89 wins in OVC play.

During the first eight years with Redburn at the helm, SEMO has produced one National Fastpitch Coaches Association All-American,

seven NFCA All-Region selections, 20 All-OVC picks, one OVC Player of the Year, one OVC Pitcher of the Year, one OVC Tournament Most Valuable Player and two College Sports Communicators (CSC) Academic All-Americans.

SEMO's 2022 club became the first in program history to go undefeated at home with a 14-0 record. Overall, the Redhawks compiled a 30-24 mark and placed fourth in the OVC. As the #4 seed in the league's postseason tournament, SEMO advanced to the semifinals where it dropped a close one-run game to #2 seed Belmont. The Redhawks won 17-consecutive games at home dating back to the 2021 season.

The 2022 campaign marked SEMO's fifth OVC Tournament appearance in eight years with Redburn as its coach.

As a team, SEMO ranked among the top three in the OVC in doubles (t3rd, 67), stolen bases (2nd, 58), steal attempts (73), opposing batting average (3rd, .244), batters struck out (2nd, 323), batters struck out looking (1st, 84), saves (t3rd, 5) and fielding percentage (2nd, .967).

The 2022 team ranked among SEMO's all-time single-season

leaders in slugging percentage (8th, .413), runs (t5th, 270), doubles (t10th, 67), home runs (t7th, 38), RBI (5th, 238), total bases (8th, 581), sacrifice flies (10th, 12), stolen bases (t7th, 58), stolen base attempts (t6th, 73), opposing batting average (3rd, .244), strikeouts per seven innings (t1st, 6.51), saves (t8th, 5), innings pitched (7th, 374.2), stikeouts (2nd, 323), stikeouts looking (3rd, 84) and fielding percentage (3rd, .967). SEMO came from behind to upend Big Ten Conference member Iowa, 3-2, on Mar. 15 marking the first time the Redhawks beat a Big Ten opponent in 21 years.

Academically, SEMO has been just as impressive under Redburn. Most recently, the softball team accumulated a 3.62 GPA during the Fall 2022 semester. In 2021-22, the Redhawks had a total of seven OVC Medal of Honor recipients, 17 OVC Commissioner's Honor Roll picks and 15 players earn Easton NFCA All-America Scholar-Athlete accolades.

In 2021, Redburn guided the Redhawks to another 30-win campaign. SEMO finished 30-17 overall and registered a program record 23 OVC wins en route to its second-straight regular-season conference title. The Redhawks headed into the OVC Tournament as the #1 seed and ended the year with a pair of one-run losses to Eastern Kentucky.

SEMO led the league in on-base percentage (.369), opposing batting average (.213), strikeouts looking (69), saves (8), fewest hits allowed (247), fewest runs allowed (139) and fewest earned runs allowed (121).

All of the Redhawks success during the 2021 campaign culminated with Redburn claiming his second-straight OVC Coach of

the Year honor. Additionally, Rachel Rook was tabbed OVC Pitcher of the Year becoming only the second player in program history to win the coveted award.

Offensively, SEMO outscored its opponents by a +100 (165-65) margin in conference games. The Redhawks' 165 runs were the most scored by any OVC team in conference play.

The year before in 2020, SEMO was off to a great start and had all the makings for a big season, but a global COVID-19 pandemic abruptly shut things down only 17 games in.

The Redhawks won nine in a row and posted a 9-1 record in their first 10 games of the season. SEMO finished with an overall record of 12-5 and did not get a chance to play any OVC games when play was cancelled.

Although the 2020 season lasted just 23 days (Feb. 14-Mar. 8), the Redhawks accomplished a lot in that short time.

SEMO led the OVC in slugging percentage (.528), on-base percentage (.411), triples (14), stolen bases (41), hits allowed (84) and earned runs allowed (40). The Redhawks also rated second in the league in batting average (.310), home runs (19), opposing batting average (.204), runs allowed (51), stolen bases per game (2.4) and triples per game (0.8).

Nationally, SEMO was among the top 25 in triples per game (2nd), stolen bases per game (8th, 2.4), scoring (16th, 6.7), slugging percentage (21st) and on-base percentage (24th).

Individually, Rachel Anderson led the OVC in batting average (.480), slugging percentage (.880), on-base percentage (.541) and triples (5) following a season that culminated with her winning the league's Player

of the Year honor. Anderson, who didn't strike out all year, capped her 2020 campaign as only the sixth player in program history to claim First-Team CoSIDA Academic All-America accolades.

Pitcher Rachel Rook was atop the OVC in earned run average (0.70) and opposing batting average (.119), while Ashley Ellis ended the year as the league's leader in home runs (8). Redburn guided SEMO to its first OVC regular-season and tournament championship, and NCAA Regional appearance in 20 years the year before that in 2019. Rook left SEMO as her program's all-time career strikeout leader with 621 Ks.

What a year 2019 was for SEMO which set an all-time program record with 46 wins, the only 40-win season in the school's entire NCAA Division I era. The Redhawks went 46-18 overall and 17-5 in the OVC before going 1-2 at the NCAA Regional in Oxford, Mississippi.

SEMO had so much to celebrate over the course of its magical 2019 campaign.

Redburn and his staff were honored as the National Fastpitch Coaches Association (NFCA) Mid-east Region Coaching Staff of the Year. For Redburn himself, he was voted OVC Coach of the Year for the first time in his career.

Four players earned All-OVC honors, three claimed NFCA All-Region accolades and one garnered NFCA All-America distinction. Outfielder Rachel Anderson became SEMO's first All-American in 28 years and the program's first All-American in the NCAA Division I tenure. TEAM 43 was also recognized by the NFCA for achieving the fourth highest grade point average among all NCAA Division I schools. SEMO recorded

a team GPA of 3.678 with 17 players securing NFCA All-America Scholar-Athlete honors.

Redburn certainly has the Redhawks trending in the right direction as his teams averaged nearly 40 wins (39.5) in the last two seasons alone. SEMO put together a 79-38 (.678) record and went 32-12 (.727) in conference play over that span.

Statistically, SEMO's 2019 team broke a total of 17 single-season records in slugging percentage (.510), on-base percentage (.382), game played (64), runs (363), hits (501), home runs (74), RBI (318), total bases (850), walks (180), stolen bases (89), stolen base attempts (117), wins (46), saves (11), batters struck out (331), batters struck out looking (90), innings pitched (414) and putouts (1242).

In 2018, the Redhawks finished at 33-20 overall and fourth in the OVC with a 15-7 mark. SEMO locked down its first winning campaign in seven years.

The Redhawks heated up to win 11 of their final 14 regular-season games and advanced to the eight-team OVC Tournament.

SEMO's 2018 club finished with a 74 RPI among the nation's 296 NCAA Division I softball teams, quite a jump from its 173 ranking in 2017. The Redhawks collected eight doubleheader sweeps along the way.

Defensively, SEMO improved tremendously. After ranking eighth in the OVC in fielding percentage a year ago, the Redhawks were the league's second-best fielding team in 2018. SEMO had 43 errors and committed 16 less than it did in 2017. The Redhawks went error free in 25 games equating to 47 percent of their entire season.

Prior to that, SEMO finished

the 2017 campaign among the school's top single-season leaders in slugging percentage (6th, .427), on-base percentage (5th, .356), triples (t4th, 21), home runs (9th, 31), total bases (9th, 567), stolen bases (2nd, 65), stolen base attempts (1st, 88), opponent batting average (7th, .282), strikeouts/7 innings (7th, 4.17), strikeouts (10th, 194), strikeouts looking (3rd, 61) fewest doubles allowed (8th, 49), fielding percentage (8th, .960), fewest errors (t7th, 59) and fewest stolen bases against (3rd, 38).

Redburn picked up his 200th career victory when SEMO beat Austin Peay, 7-4, on Apr. 30, 2016. His 2016 club ranked among the school's top-10 teams in doubles (6th, 69), stolen bases (3rd, 58), walks (8th, 138), home runs (6th, 35) and slugging percentage (6th, .412).

In his first season, Redburn led the Redhawks to an overall record of 19-27 and 12-12 in OVC play during 2015. His 19 victories came after SEMO won no more than 15 games in each of the previous two seasons. Redburn's first club at Southeast also had 12 OVC wins, a +9 increase from the 2014 campaign. In addition, the Redhawks made the OVC Tournament, snapping a streak of three years where they missed the event.

Not only did Redburn earn his 100th career NCAA Division I win in his inaugural

■ The Redburn File

Experience:

21st Year as Head Coach (Ninth at SEMO)

Hometown:

St. Charles, Mo.

Birthdate:

April 19, 1967

Alma Mater:

Missouri-St. Louis, 1993

Education:

B.S. Special Education (Missouri-St. Louis)
Master's Higher Education in Athletics/
Activities Administration (William Woods)

Date Hired:

June 26, 2014

Family:

Wife - Tracy
Children - Joe, Jack

Coaching Experience:

St. Charles CC, Head Coach, 2002-04
Jefferson College, Head Coach 2005-06
Missouri, Assistant Coach, 2007-09
Evansville, Head Coach, 2010-14
Southeast Missouri, Head Coach, 2015-pr.





season with the Redhawks, but he coached three All-OVC selections and one NFCA All-Region honoree.

Statistically, SEMO finished among the top-five OVC teams in batting average (3rd), slugging percentage (5th), on-base percentage (5th) and hits (5th). The 2015 Redhawks also broke two single-season records with Kayla Fortner in home runs and single-game mark and set a single-game school record with six home runs, as well.

In 18 years as a head coach between the NCAA Division I and National Junior College Athletic Association (NJCAA) ranks, Redburn has been to eight postseason tournaments, including one trip to the NJCAA National Tournament (2003), one to Missouri Valley Conference Tournament (2013), five to the OVC Tournament (2015, 2018, 2019, 2021, 2022) and one to the NCAA Division I Tournament (2019). He has also accumulated 416 wins all-time as a head coach.

The fourth head coach in Redhawk softball history, Redburn won 90 games in five years as head coach at the University of Evansville before accepting the job at SEMO on June 26, 2014.

In 2014, Redburn coached a UE team with five starters that were underclassmen, including four freshmen and one sophomore. The Purple Aces achieved their highest batting average since 2007. Additionally, UE had a freshman lead the team in stolen bases and home runs.

Despite a season that allowed 53 games, the 2013 team had its best season in Redburn’s five years at UE. Entering the Missouri Valley

Conference Tournament as the No. 7 seed, the Purple Aces beat the No. 6, No. 3 and No. 2 seeds to make their first MVC Championship appearance since 2003. UE finished second with three players garnering All-Tournament team honors.

The 2013 campaign resulted in the most overall wins in a season since 2008 and the best regular-season and conference tournament finish since Redburn’s arrival. UE continued its aggressive baserunning with 89 stolen bases, ranking second in the MVC. The pitching staff also rated fourth in the conference.

Redburn’s 2012 club saw improvement as well, winning more games than it had the previous season. The Purple Aces stole 79 bases and had two all-conference and one National Fastpitch Coaches Association All-Region selection that year.

In 2011, Redburn exposed a young and inexperienced team to some of the top programs in the nation as UE played one of its most difficult schedules. Tennessee, Georgia Tech, Missouri, Ohio State, Texas Tech, South Alabama and Chattanooga were among the stiff competition.

Redburn quickly started to transform the UE program during his first year in 2010. The Purple Aces secured a berth in the MVC Tournament after winning 10 conference games. UE led the MVC with 31 doubles and hit 36 home runs, while producing two all-conference picks.

Academically, Redburn’s teams consistently enjoyed success. In fact, each of his last four UE teams accumulated a 3.1 or higher grade point average. He had several student-athletes obtain over a 3.5

GPA and earn academic recognition along the way.

Prior to UE, Redburn spent three years as an assistant coach at the University of Missouri working primarily with the pitchers and catchers, and serving as recruiting coordinator.

He was part of a coaching staff that compiled an overall record of 137-53. The Tigers registered a school record for victories (50), won the Big 12 Conference Tournament, won their Regional and defeated host UCLA in the Super Regional to advance to the College World Series in 2009. Overall, Redburn coached four all-conference pitchers, including USA National Team Pitcher Chelsea Thomas at Missouri.

Redburn began his collegiate coaching career as head coach at St. Charles (Mo.) Community College from 2001-04. He led the 2003 team to its first Region 16 championship and a seventh-place finish at the National Junior College Athletic Association Division I National Tournament. His 2004 squad set a school record with 33

victories.

Following his stay at St. Charles CC, Redburn spent two seasons as head coach of the new softball program at Jefferson College. In the program’s first year of competition, 2006, he led Jefferson to a 49-16 record, Region 16 championship and ninth-place finish at the NJCAA Division I National Tournament. Redburn was honored as the Midwest Community College Athletic Conference Coach of the Year following that season.

A native of St. Charles, Missouri, Redburn graduated from the University of Missouri-St. Louis in 1993 and received his master’s degree in Athletics/Activities Administration from William Woods University.

He and his wife, Tracy, have two sons, Joe and Jack.



Redburn’s Year-by-Year Records

Year	School	Assignment	Record	Conference Finish	Postseason
2002	St. Charles CC	Head Coach	16-21	3rd	Region XVI Runner-Up
2003	St. Charles CC	Head Coach	26-21	2nd	Region XVI Champions 7th NJCAA National Tournament
2004	St. Charles CC	Head Coach	33-16	1st	3rd in Region XVI
2005	Jefferson College	Head Coach	-	Program Preparation Year	-
2006	Jefferson College	Head Coach	49-16	1st Region 16	-
2007	Missouri	Assistant Coach	40-23, 13-4	3rd Big 12	-
2008	Missouri	Assistant Coach	47-17, 11-6	3rd Big 12	-
2009	Missouri	Assistant Coach	50-12, 12-6	2nd Big 12	1st Big 12 Tournament NCAA Midwest Regional Champions NCAA Super Regional Champions 8th in College World Series
2010	Evansville	Head Coach	18-34, 10-16	t7th MVC	-
2011	Evansville	Head Coach	12-42, 6-21	9th MVC	-
2012	Evansville	Head Coach	18-37, 8-19	8th MVC	-
2013	Evansville	Head Coach	23-30, 11-12	7th MVC	2nd MVC Tournament
2014	Evansville	Head Coach	19-32, 7-19	10th MVC	-
2015	Southeast Missouri	Head Coach	19-27, 12-12	7th OVC	8th OVC Tournament
2016	Southeast Missouri	Head Coach	16-33, 10-17	10th OVC	-
2017	Southeast Missouri	Head Coach	23-27, 8-14	9th OVC	-
2018	Southeast Missouri	Head Coach	33-20, 15-7	4th OVC	7th OVC Tournament
2019	Southeast Missouri	Head Coach	46-18, 17-5	1st OVC	1st OVC Tournament 3rd NCAA Regional
2020*	Southeast Missouri	Head Coach	12-5	-	-
2021	Southeast Missouri	Head Coach	30-17, 23-6	1st OVC	2nd OVC Tournament
2022	Southeast Missouri	Head Coach	30-24, 16-10	4th OVC	3rd OVC Tournament
2023	Southeast Missouri	Head Coach	17-9, 10-1	-	-

* Season ended due to a global COVID-19 pandemic

Overall Record as a Collegiate Coach: 577-481 (21 years)

Overall Record as a Head Coach: 440-429 (18 years)

Record at Southeast Missouri, 226-180, 111-72 Ohio Valley Conference (8 years)

Record at Evansville, 90-175, 42-87 Missouri Valley Conference (5 years)

Record at Jefferson College, 49-16 (1 year)

Record at St. Charles CC: 75-58 (3 years)

Record as Assistant Coach at Missouri: 137-52 (3 years)

Redburn by the Numbers

- 102 OVC Commissioner’s Honor Roll Selections
 - 41 NFCA All-America Scholar-Athletes
 - 25 OVC Medal of Honor Recipients
 - 20+ Academic All-Americans
 - 11 NJCAA All-Region 16 Players
 - 8 OVC Pitchers of the Week
 - 11 First-Team All-OVC Selections
- 6 MVC Scholar-Athletes
 - 11 OVC Players of the Week
 - 6 All-MVC Players
 - 5 All-Americans
 - 6 NFCA All-Region Selections
 - 1 OVC Pitcher of the Year
 - 4 MCCAC All-Conference Players

- 3 MVC Players of the Week
- 2 Second-Team All-OVC Selections
- 7 OVC All-Newcomer Selections
- 1 OVC Player of the Year
- 1 OVC Freshman of the Year

Coaching Honors

- 2021 OVC Coach of the Year
- 2019 OVC Coach of the Year
- 2019 NFCA Midwest Region Coaching Staff of the Year

2023 Statistics

Record: 17-9 Home: 6-0 Away: 7-7 Neutral: 4-2 OVC: 10-1

Player	avg	gp-gs	ab	r	h	2b	3b	hr	rbi	tb	slg%	bb	hp	so	gdp	ob%	sf	sh	sb-att	po	a	e	fld%
12 SCHULTE, Zoe	.364	24-10	33	9	12	0	1	0	5	14	.424	3	0	7	0	.405	1	1	2-2	22	0	1	.957
2 HALLIWILL, Paige	.351	26-26	77	22	27	8	1	2	14	43	.558	13	5	9	0	.474	0	1	7-8	49	0	0	1.000
4 TUCKER, Alyson	.349	26-26	63	9	22	6	0	2	21	34	.540	17	0	2	1	.470	3	2	2-3	40	30	4	.946
20 SACKETT, Kat	.319	26-26	72	13	23	9	0	2	14	38	.528	8	3	6	1	.410	0	0	4-4	67	7	2	.974
26 SHORE, Aubrie	.306	26-26	72	6	22	4	0	4	19	38	.528	5	1	4	0	.359	0	0	0-0	127	3	3	.977
1 ANDERSON, Jillian	.298	25-24	57	19	17	4	0	0	6	21	.368	18	0	8	0	.467	0	1	4-6	44	0	2	.957
18 DENNIS, Sydney	.294	23-16	51	8	15	1	1	0	6	18	.353	3	0	4	0	.327	1	1	7-9	32	16	3	.941
16 RICKERMANN, Abigail	.292	23-14	48	7	14	1	0	0	3	15	.313	4	0	3	1	.346	0	1	4-4	22	13	2	.946
28 PEEK, Marissa	.262	24-20	42	3	11	2	0	2	7	19	.452	2	0	14	0	.289	1	0	0-0	31	1	2	.941
24 WRIGLEY, Kynzie	.227	26-25	66	7	15	2	0	0	6	17	.258	7	3	5	2	.329	0	1	1-1	21	38	5	.922
10 GERWITZ, Tatum	.128	23-12	39	4	5	0	0	0	1	5	.128	7	0	9	0	.261	0	1	1-2	24	2	0	1.000

7 DAVIS, Karsyn	.400	7-0	5	0	2	0	0	0	0	2	.400	1	0	1	0	.500	0	0	0-0	1	0	0	1.000
14 AFFOLTER, Brittany	.300	21-5	20	6	6	2	0	0	2	8	.400	0	0	4	0	.300	0	1	3-3	6	0	0	1.000
3 FLEMING, Kimmy	.263	15-1	19	1	5	0	0	0	0	5	.263	1	0	5	0	.300	0	0	1-1	0	0	0	.000
8 MELTON, Sydney	.250	13-1	12	3	3	0	1	0	2	5	.417	2	1	1	0	.400	0	0	1-1	17	0	0	1.000
5 GRISHAM, Kileigh	.200	13-0	5	3	1	0	1	0	3	3	.600	1	0	4	0	.333	0	0	0-1	2	2	0	1.000
11 BRADLEY, Tori	.154	9-2	13	0	2	0	0	0	0	2	.154	2	0	2	0	.267	0	0	0-0	0	0	0	.000
Totals	.291	26	694	120	202	39	5	12	109	287	.414	94	13	88	5	.383	6	10	37-45	509	147	26	.962
Opponents	.214	26	641	77	137	20	3	17	69	214	.334	47	16	110	2	.280	10	9	21-23	514	215	23	.969

LOB - Team (184), Opp (138). DPs turned - Team (6), Opp (8). Picked off - RICKERMANN 1.

(All games Sorted by Earned run avg)

Player	era	w-l	app	gs	cg	sho	sv	ip	h	r	er	bb	so	2b	3b	hr	b/avg	wp	hp	bk	sfa	sha
6 DAVIS, Marisa	1.69	7-1	15	8	3	2/1	1	45.2	33	18	11	18	36	7	1	3	.199	1	11	0	3	4
15 KELL, Delaney	2.30	8-3	16	10	3	2/1	1	70.0	52	26	23	18	40	8	1	7	.196	3	2	0	2	2
19 HOLMAN, Paytience	3.50	2-5	13	8	4	0/0	3	54.0	52	33	27	11	34	5	1	7	.248	3	3	0	5	3
Totals	2.52	17-9	26	26	10	5/1	5	169.2	137	77	61	47	110	20	3	17	.214	7	16	0	10	9
Opponents	4.25	9-17	26	26	11	6/3	2	171.1	202	120	104	94	88	39	5	12	.291	10	13	0	6	10

PB - Team (4), SACKETT 3, PEEK 1, Opp (2). Pickoffs - Team (0), Opp (1). SBA/ATT - SACKETT (13-15), HOLMAN (14-14), PEEK (8-8), KELL (5-6), M. DAVIS (2-3).



2023 Results

Date	Opponent	Score	Inns	Overall	OVC	Pitcher of record	Attend	Time
02-11-23	at Louisiana Tech	L 0-4	7	0-1-0	0-0-0	M. DAVIS (L 0-1)	0	2:00
02-12-23	at Louisiana Tech-1	L 0-8	6	0-2-0	0-0-0	HOLMAN (L 0-1)	506	1:35
02-12-23	at Louisiana Tech-2	L 1-6	7	0-3-0	0-0-0	KELL (L 0-1)	522	1:48
02-19-23	at Saint Louis-1	w 10-9	(10)	1-3-0	0-0-0	KELL (W 1-1)	150	3:19
02-19-23	at Saint Louis-2	w 7-4	7	2-3-0	0-0-0	HOLMAN (W 1-1)	100	1:56
! 02-24-23	vs UNLV	L 1-5	7	2-4-0	0-0-0	HOLMAN (L 1-2)	249	2:09
! 02-25-23	vs Western Michigan	w 4-1	7	3-4-0	0-0-0	KELL (W 2-1)	318	2:17
! 02-26-23	vs Akron	w 9-5	7	4-4-0	0-0-0	KELL (W 3-1)	0	2:14
\$ 03-03-23	vs Missouri State	L 0-3	7	4-5-0	0-0-0	KELL (L 3-2)	63	1:20
\$ 03-03-23	vs Mount St. Mary's	w 5-1	7	5-5-0	0-0-0	M. DAVIS (W 1-1)	108	1:57
\$ 03-04-23	vs Mount St. Mary's	w 1-0	7	6-5-0	0-0-0	KELL (W 4-2)	138	1:58
\$ 03-04-23	at Ole Miss	L 0-1	7	6-6-0	0-0-0	HOLMAN (L 1-3)	370	1:36
\$ 03-05-23	at Ole Miss	w 1-0	7	7-6-0	0-0-0	M. DAVIS (W 2-1)	382	2:04
* 03-10-23	SIUE-1	w 4-2	7	8-6-0	1-0-0	KELL (W 5-2)	110	1:44
* 03-10-23	SIUE-2	w 3-2	(8)	9-6-0	2-0-0	M. DAVIS (W 3-1)	100	2:30
* 03-11-23	SIUE	w 5-1	7	10-6-0	3-0-0	M. DAVIS (W 4-1)	87	2:00
03-15-23	at Middle Tennessee	L 0-3	7	10-7-0	3-0-0	HOLMAN (L 1-4)	109	1:44
* 03-18-23	at Tennessee St.	L 0-3	7	10-8-0	3-1-0	HOLMAN (L 1-5)	131	1:51
* 03-18-23	at Tennessee St.	w 9-2	7	11-8-0	4-1-0	KELL (W 6-2)	148	2:02
* 03-25-23	SOUTHERN INDIANA	w 8-5	7	12-8-0	5-1-0	KELL (W 7-2)	243	2:18
* 03-26-23	SOUTHERN INDIANA-1	w 11-0	5	13-8-0	6-1-0	M. DAVIS (W 5-1)	248	1:56
* 03-26-23	SOUTHERN INDIANA-2	w 5-4	7	14-8-0	7-1-0	M. DAVIS (W 6-1)	190	2:33
03-28-23	at Southern Illinois	L 6-7	7	14-9-0	7-1-0	KELL (L 7-3)	90	2:00
* 04-01-23	at Tennessee Tech-1	w 11-0	5	15-9-0	8-1-0	M. DAVIS (W 7-1)	200	1:44
* 04-01-23	at Tennessee Tech-2	w 9-1	5	16-9-0	9-1-0	HOLMAN (W 2-5)	200	1:50
* 04-02-23	at Tennessee Tech	w 10-0	5	17-9-0	10-1-0	KELL (W 8-3)	170	1:33

* = Conference game
! = Frost Classic (Chattanooga, Tenn.)
\$ = Ole Miss Classic (Oxford, Miss.)
() extra inning game



2023 Season/Career Statistics

Record: 17-9 Home: 6-0 Away: 7-7 Neutral: 4-2 OVC: 10-1

Player	SEASON													CAREER												
	Avg	G-GS	AB	R	H	2B	3B	HR	RBI	BB	Hbp	SO	Sb-Att	Avg	G-GS	AB	R	H	2B	3B	HR	RBI	BB	Hbp	SO	Sb-Att
12 SCHULTE, Zoe	.364	24-10	33	9	12	0	1	0	5	3	0	7	2-2	.364	24-10	33	9	12	0	1	0	5	3	0	7	2-2
2 HALLIWILL, Paige	.351	26-26	77	22	27	8	1	2	14	13	5	9	7-8	.295	80-80	227	57	67	15	1	10	50	23	15	31	18-20
4 TUCKER, Alyson	.349	26-26	63	9	22	6	0	2	21	17	0	2	2-3	.312	92-92	215	42	67	13	1	7	42	39	4	29	8-9
20 SACKETT, Kat	.319	26-26	72	13	23	9	0	2	14	8	3	6	4-4	.271	77-72	199	30	54	15	0	4	35	12	6	19	5-5
26 SHORE, Aubrie	.306	26-26	72	6	22	4	0	4	19	5	1	4	0-0	.294	79-76	211	29	62	17	1	13	54	24	1	20	1-3
1 ANDERSON, Jillian	.298	25-24	57	19	17	4	0	0	6	18	0	8	4-6	.276	83-81	217	50	60	17	1	0	27	53	5	40	17-29
18 DENNIS, Sydney	.294	23-16	51	8	15	1	1	0	6	3	0	4	7-9	.244	73-58	164	20	40	3	1	0	19	8	0	18	10-14
16 RICKERMANN, Abigail	.292	23-14	48	7	14	1	0	0	3	4	0	3	4-4	.274	107-52	201	39	55	3	3	0	15	20	2	17	14-18
28 PEEK, Marissa	.262	24-20	42	3	11	2	0	2	7	2	0	14	0-0	.262	24-20	42	3	11	2	0	2	7	2	0	14	0-0
24 WRIGLEY, Kynzie	.227	26-25	66	7	15	2	0	0	6	7	3	5	1-1	.307	118-108	306	60	94	22	1	7	50	25	5	37	15-17
10 GERWITZ, Tatum	.128	23-12	39	4	5	0	0	0	1	7	0	9	1-2	.206	71-39	126	16	26	1	0	0	4	13	0	31	2-3
7 DAVIS, Karsyn	.400	7-0	5	0	2	0	0	0	0	1	0	1	0-0	.239	74-42	113	6	27	3	1	2	15	9	0	20	0-0
14 AFFOLTER, Brittany	.300	21-5	20	6	6	2	0	0	2	0	0	4	3-3	.300	21-5	20	6	6	2	0	0	2	0	0	4	3-3
3 FLEMING, Kimmy	.263	15-1	19	1	5	0	0	0	0	1	0	5	1-1	.283	70-12	92	15	26	3	0	0	3	8	0	13	8-10
8 MELTON, Sydney	.250	13-1	12	3	3	0	1	0	2	2	1	1	1-1	.216	34-7	37	3	8	1	1	0	6	4	4	4	2-2
5 GRISHAM, Kileigh	.200	13-0	5	3	1	0	1	0	3	1	0	4	0-1	.063	49-2	16	16	1	0	1	0	3	4	0	8	3-4
11 BRADLEY, Tori	.154	9-2	13	0	2	0	0	0	0	2	0	2	0-0	.260	57-34	104	10	27	6	1	0	10	15	1	20	2-2
Totals	.291	26-26	694	120	202	39	5	12	109	94	13	88	37-45													
Opponents	.214	26-26	641	77	137	20	3	17	69	47	16	110	21-23													

(All games Sorted by Earned run avg)

Player	SEASON													CAREER												
	ERA	W-L	App	GS	CG	Sho	Sv	IP	H	R	ER	BB	SO	ERA	W-L	App	GS	CG	Sho	Sv	IP	H	R	ER	BB	SO
6 DAVIS, Marisa	1.69	7-1	15	8	3	2	1	45.2	33	18	11	18	36	3.16	17-9	90	24	5	3	5	199.1	195	117	90	83	138
15 KELL, Delaney	2.30	8-3	16	10	3	2	1	70.0	52	26	23	18	40	3.22	8-4	19	11	3	2	1	74.0	64	37	34	22	41
19 HOLMAN, Paytience	3.50	2-5	13	8	4	0	3	54.0	52	33	27	11	34	3.51	17-21	68	47	16	7	5	261.1	268	152	131	80	172
Totals	2.52	17-9	26	26	10	5	5	169.2	137	77	61	47	110													
Opponents	4.25	9-17	26	26	11	6	2	171.1	202	120	104	94	88													



14 Brittany Affolter

2023 Season/Career-Highs	
At-Bats.....	4, vs. Tennessee State (3/18/23)
Runs.....	1, 6x, last at Tennessee Tech (4/2/23)
Hits.....	2, 2x, last at Southern Illinois (3/28/23)
Doubles.....	1, 2x, last at Southern Illinois (3/28/23)
triples.....	-
Home Runs.....	-
RBI.....	2, at Southern Illinois (3/28/23)
Stolen Bases.....	1, 3x, last at Tennessee Tech (4/1/23)

1 Jillian Anderson

2023 Season-Highs	
At-Bats.....	4, 2x, last at Ole Miss (3/5/23)
Runs.....	3, 2x, last at Tennessee Tech (4/2/23)
Hits.....	3, vs. SIU Edwardsville (3/11/23)
Doubles.....	2, vs. SIU Edwardsville (3/11/23)
triples.....	-
Home Runs.....	-
RBI.....	2, 2x, last vs. Southern Indiana (3/26/23)
Stolen Bases.....	2, vs. Southern Indiana (3/25/23)

Career-Highs	
At-Bats.....	4, 14x, last at Ole Miss (3/5/23)
Runs.....	3, 4x, last at Tennessee Tech (4/2/23)
Hits.....	3, 2x, last vs. SIU Edwardsville (3/11/23)
Doubles.....	2, 2x, last vs. SIU Edwardsville (3/11/23)
triples.....	1, at Belmont (3/21/21)
Home Runs.....	-
RBI.....	3, 2x, last at SIU Edwardsville (4/11/21)
Stolen Bases.....	2, 2x, last vs. Southern Indiana (3/25/23)

11 Tori Bradley

2023 Season-Highs	
At-Bats.....	3, at Tennessee Tech (4/1/23)
Runs.....	-
Hits.....	1, 2x, last at Middle Tennessee (3/15/23)
Doubles.....	-
triples.....	-
Home Runs.....	-
RBI.....	-
Stolen Bases.....	-

Career-Highs	
At-Bats.....	4, 6x, last vs. Iowa (3/15/22)
Runs.....	2, 2x, last vs. Morehead State (4/3/22)
Hits.....	3, vs. Central Michigan (2/19/22)
Doubles.....	1, 6x, last vs. Belmont (5/8/22)
triples.....	1, vs. Central Michigan (2/19/22)
Home Runs.....	-
RBI.....	2, 3x, last vs. UT Martin (5/13/22)
Stolen Bases.....	1, 2x, last at Austin Peay (4/15/22)

9 Taryn Coon

2023 Season/Career-Highs	
At-Bats.....	-
Runs.....	-
Hits.....	-
Doubles.....	-
triples.....	-
Home Runs.....	-
RBI.....	-
Stolen Bases.....	-

7 Karsyn Davis

2023 Season/Career-Highs	
At-Bats.....	1, 4x, last vs. Southern Indiana (3/26/23)
Runs.....	-
Hits.....	1, 2x, last at Tennessee State (3/18/23)
Doubles.....	-
triples.....	-
Home Runs.....	-
RBI.....	-
Stolen Bases.....	-

Career-Highs	
At-Bats.....	4, at Belmont (3/20/21)
Runs.....	1, 6x, last vs. Tennessee State (3/19/22)
Hits.....	3, vs. Jacksonville State (5/13/21)
Doubles.....	2, at Belmont (3/20/21)
triples.....	-
Home Runs.....	1, 2x, last vs. Jacksonville State (5/13/21)
RBI.....	4, at Belmont (3/20/21)
Stolen Bases.....	-

6 Marisa Davis

2023 Season-Highs	
Innings Pitched.....	7.0, vs. SIU Edwardsville (3/11/23)
Fewest Hits.....	0, 2x, last vs. SIU Edwardsville (3/10/23)
Most Hits.....	6, at Southern Illinois (3/28/23)
Fewest Runs.....	0, 6x, last at Tennessee Tech (4/1/23)
Most Runs.....	4, 2x, last at Saint Louis (2/19/23)
Fewest Walks.....	0, 6x, last vs. Southern Indiana (3/26/23)
Strikeouts.....	7, vs. Southern Indiana (3/26/23)

Career-Highs	
Innings Pitched.....	7.0, 2x, last vs. SIU Edwardsville (3/11/23)
Fewest Hits.....	0, 16x, last vs. SIU Edwardsville (3/10/23)
Most Hits.....	11, at Arkansas (4/12/22)
Fewest Runs.....	0, 38x, last at Tennessee Tech (4/1/23)
Most Runs.....	9, at Arkansas (4/12/22)
Fewest Walks.....	0, 40x, last vs. Southern Indiana (3/26/23)
Strikeouts.....	7, 2x, last vs. Southern Indiana (3/26/23)

18 Sydney Dennis

2023 Season-Highs	
At-Bats.....	5, at Saint Louis (2/19/23)
Runs.....	2, 2x, last at Tennessee Tech (4/2/23)
Hits.....	3, at Saint Louis (2/19/23)
Doubles.....	1, vs. SIU Edwardsville (3/11/23)
triples.....	1, vs. Southern Indiana (3/26/23)
Home Runs.....	-
RBI.....	2, vs. Akron (2/26/23)
Stolen Bases.....	2, vs. Southern Indiana (3/25/23)

2022 Season/Career-Highs	
At-Bats.....	5, at Saint Louis (2/19/23)
Runs.....	2, 3x, last at Tennessee Tech (4/2/23)
Hits.....	3, 2x, last at Saint Louis (2/19/23)
Doubles.....	1, 3x, last vs. SIU Edwardsville (3/11/23)
triples.....	1, vs. Southern Indiana (3/26/23)
Home Runs.....	-
RBI.....	3, at Tennessee Tech (3/26/22)
Stolen Bases.....	2, vs. Southern Indiana (3/25/23)

3 Kimmy Fleming

2023 Season-Highs	
At-Bats.....	3, at Tennessee State (3/18/23)
Runs.....	1, at Tennessee Tech (4/2/23)
Hits.....	2, at Tennessee State (3/18/23)
Doubles.....	-
triples.....	-
Home Runs.....	-
RBI.....	-
Stolen Bases.....	1, at Tennessee State (3/18/23)



Career-Highs	
At-Bats.....	4, 4x, last at Jacksonville State (5/8/21)
Runs.....	2, 3x, last at Jacksonville State (5/8/21)
Hits.....	2, 4x, last at Tennessee State (3/18/23)
Doubles.....	1, 3x, last at Jacksonville State (5/8/21)
Triples.....	-
Home Runs.....	-
RBI.....	1, 4x, last vs. Murray State (5/1/21)
Stolen Bases.....	2, 2x, last at Tennessee Tech (3/12/21)

10 Tatum Gerwitz

2023 Season-Highs	
At-Bats.....	5, at Saint Louis (2/19/23)
Runs.....	2, vs. Akron (2/26/23)
Hits.....	2, vs. Western Michigan (2/25/23)
Doubles.....	-
Triples.....	-
Home Runs.....	-
RBI.....	-
Stolen Bases.....	1, vs. Akron (2/26/23)

Career-Highs	
At-Bats.....	5, at Saint Louis (2/19/23)
Runs.....	2, 2x, last vs. Akron (2/26/23)
Hits.....	2, 4x, last vs. Western Michigan (2/25/23)
Doubles.....	1, vs. Tennessee State (3/20/22)
Triples.....	-
Home Runs.....	-
RBI.....	1, 3x, last vs. Tennessee State (3/19/22)
Stolen Bases.....	1, 2x, last vs. Akron (2/26/23)

5 Kileigh Grisham

2023 Season-Highs	
At-Bats.....	1, 5x, last at Tennessee Tech (4/2/23)
Runs.....	1, 3x, last at Tennessee Tech (4/2/23)
Hits.....	1, at Tennessee Tech (4/1/23)
Doubles.....	-
Triples.....	1, at Tennessee Tech (4/1/23)
Home Runs.....	-
RBI.....	3, at Tennessee Tech (4/1/23)
Stolen Bases.....	-

Career-Highs	
At-Bats.....	3, at Murray State (4/24/22)
Runs.....	1, 16x, last at Tennessee Tech (4/2/23)
Hits.....	1, at Tennessee Tech (4/1/23)
Doubles.....	-
Triples.....	1, at Tennessee Tech (4/1/23)
Home Runs.....	-
RBI.....	3, at Tennessee Tech (4/1/23)
Stolen Bases.....	1, 3x, last vs. Belmont (5/13/22)

2 Paige Halliwill

2023 Season-Highs	
At-Bats.....	6, at Saint Louis (2/19/23)
Runs.....	3, 3x, last at Tennessee Tech (4/1/23)
Hits.....	3, at Saint Louis (2/19/23)
Doubles.....	2, at Tennessee Tech (4/1/23)
Triples.....	1, vs. SIU Edwardsville (3/10/23)
Home Runs.....	1, 2x, last at Tennessee Tech (4/2/23)
RBI.....	3, 2x, last at Tennessee Tech (4/2/23)
Stolen Bases.....	2, vs. Western Michigan (2/25/23)

Career-Highs	
At-Bats.....	6, at Saint Louis (2/19/23)
Runs.....	3, 4x, last at Tennessee Tech (4/1/23)
Hits.....	3, at Saint Louis (2/19/23)
Doubles.....	2, 2x, last at Tennessee Tech (4/1/23)
Triples.....	1, vs. SIU Edwardsville (3/10/23)
Home Runs.....	2, vs. Tennessee State (3/20/22)
RBI.....	4, 2x, last vs. Eastern Illinois (4/10/22)
Stolen Bases.....	2, vs. Western Michigan (2/25/23)

19 Paytience Holman

2023 Season-Highs	
Innings Pitched.....	7.0, 2x, last vs. SIU Edwardsville (3/10/23)
Fewest Hits.....	0, vs. Western Michigan (2/25/23)
Most Hits.....	8, at Louisiana Tech (2/12/23)
Fewest Runs.....	0, 2x, last vs. Mount St. Mary's (3/3/23)
Most Runs.....	8, at Louisiana Tech (2/12/23)
Fewest Walks.....	0, 5x, last vs. Southern Indiana (3/25/23)
Strikeouts.....	8, at Saint Louis (2/19/23)

Career-Highs	
Innings Pitched.....	7.0, 8x, last vs. SIU Edwardsville (3/10/23)
Fewest Hits.....	0, 5x, last vs. Western Michigan (2/25/23)
Most Hits.....	10, vs. Eastern Kentucky (4/17/21)
Westest Runs.....	0, 18x, last vs. Mount St. Mary's (3/3/23)
Most Runs.....	8, 2x, last at Louisiana Tech (2/12/23)
Fewest Walks.....	0, 21x, last vs. Southern Indiana (3/25/23)
Strikeouts.....	14, vs. Mississippi Valley State (3/6/20)

15 Delaney Kell

2023 Season-Highs	
Innings Pitched.....	7.1, at Saint Louis (2/19/23)
Fewest Hits.....	0, 3x, last at Middle Tennessee (3/15/23)
Most Hits.....	8, 2x, last vs. Southern Indiana (3/26/23)
Fewest Runs.....	0, 7x, last at Tennessee Tech (4/2/23)
Most Runs.....	5, at Louisiana Tech (2/12/23)
Fewest Walks.....	0, 5x, last vs. Southern Indiana (3/26/23)
Strikeouts.....	6, vs. SIU Edwardsville (3/10/23)

Career-Highs	
Innings Pitched.....	7.1, at Saint Louis (2/19/23)
Fewest Hits.....	0, 2x, last at Middle Tennessee (3/15/23)
Most Hits.....	8, 2x, last vs. Southern Indiana (3/26/23)
Fewest Runs.....	0, 7x, last at Tennessee Tech (4/2/23)
Most Runs.....	7, vs. Wichita State (3/13/22)
Fewest Walks.....	0, 7x, last vs. Southern Indiana (3/26/23)
Strikeouts.....	6, vs. SIU Edwardsville (3/10/23)

8 Sydney Melton

2023 Season-Highs	
At-Bats.....	3, at Tennessee State (3/18/23)
Runs.....	1, 3x, last at Tennessee Tech (4/1/23)
Hits.....	1, 3x, last at Southern Illinois (3/28/23)
Doubles.....	-
Triples.....	1, at Tennessee State (3/18/23)
Home Runs.....	-
RBI.....	1, 2x, last at Southern Illinois (3/28/23)
Stolen Bases.....	1, vs. SIU Edwardsville (3/11/23)

Career-Highs	
At-Bats.....	4, at Kansas City (3/15/22)
Runs.....	1, 3x, last at Tennessee Tech (4/1/23)
Hits.....	1, 8x, last at Southern Illinois (3/28/23)
Doubles.....	1, vs. Missouri State (3/13/22)
Triples.....	1, at Tennessee State (3/18/23)
Home Runs.....	-
RBI.....	2, 2x, last at Kansas City (3/15/22)
Stolen Bases.....	1, 2x, last vs. SIU Edwardsville (3/11/23)

28 Marissa Peek

2023 Season/Career-Highs	
At-Bats.....	3, 5x, last vs. Southern Indiana (3/25/23)
Runs.....	1, 3x, last vs. Southern Indiana (3/25/23)
Hits.....	2, 3x, last vs. Southern Indiana (3/25/23)
Doubles.....	1, 2x, last at Saint Louis (2/19/23)
Triples.....	-
Home Runs.....	1, 2x, last vs. Southern Indiana (3/25/23)
RBI.....	2, at Southern Illinois (3/28/23)
Stolen Bases.....	-

16 Abigail Rickermann

2023 Season-Highs	
At-Bats.....	4, vs. SIU Edwardsville (3/11/23)
Runs.....	1, 7x, last at Tennessee Tech (4/1/23)
Hits.....	2, 3x, last vs. SIU Edwardsville (3/10/23)
Doubles.....	1, vs. SIU Edwardsville (3/10/23)
Triples.....	-
Home Runs.....	-
RBI.....	1, 3x, last vs. Southern Indiana (3/26/23)
Stolen Bases.....	1, 4x, last vs. SIU Edwardsville (3/11/23)

Career-Highs	
At-Bats.....	5, vs. Murray State (5/12/22)
Runs.....	3, 2x, last vs. Eastern Illinois (4/9/22)
Hits.....	2, 10x, last vs. SIU Edwardsville (3/10/23)
Doubles.....	1, 3x, last vs. SIU Edwardsville (3/10/23)
Triples.....	1, 3x, last vs. SIU Edwardsville (5/11/22)
Home Runs.....	-
RBI.....	3, vs. SIU Edwardsville (5/11/22)
Stolen Bases.....	2, at Murray State (4/24/22)

21 Abby Robbins

2023 Season/Career-Highs	
At-Bats.....	-
Runs.....	-
Hits.....	-
Doubles.....	-
Triples.....	-
Home Runs.....	-
RBI.....	-
Stolen Bases.....	-

20 Kat Sackett

2023 Season-Highs	
At-Bats.....	5, at Saint Louis (2/19/23)
Runs.....	3, vs. SIU Edwardsville (3/10/23)
Hits.....	3, 2x, last vs. SIU Edwardsville (3/10/23)
Doubles.....	2, 2x, last vs. SIU Edwardsville (3/10/23)
Triples.....	-
Home Runs.....	1, 2x, last vs. Southern Indiana (3/26/23)
RBI.....	3, at Saint Louis (2/19/23)
Stolen Bases.....	2, at Saint Louis (2/19/23)

2022 Season/Career-Highs	
At-Bats.....	5, at Saint Louis (2/19/23)
Runs.....	3, vs. SIU Edwardsville (3/10/23)
Hits.....	3, 2x, last vs. SIU Edwardsville (3/10/23)
Doubles.....	2, 2x, last vs. SIU Edwardsville (3/10/23)
Triples.....	-
Home Runs.....	2, vs. Tennessee State (3/20/22)
RBI.....	4, vs. Tennessee State (3/20/22)
Stolen Bases.....	2, at Saint Louis (2/19/23)

12 Zoe Schulte

2023 Season/Career-Highs	
At-Bats.....	3, 6x, last at Tennessee Tech (4/2/23)
Runs.....	2, vs. Southern Indiana (3/26/23)
Hits.....	3, 2x, last at Tennessee Tech (4/2/23)
Doubles.....	-
Triples.....	1, at Ole Miss (3/5/23)
Home Runs.....	-
RBI.....	2, at Tennessee Tech (4/1/23)
Stolen Bases.....	1, 2x, last vs. SIU Edwardsville (3/10/23)

26 Aubrie Shore

2023 Season-Highs	
At-Bats.....	5, 2x, last vs. Western Michigan (2/25/23)
Runs.....	2, at Tennessee State (3/18/23)
Hits.....	2, 4x, last at Tennessee Tech (4/1/23)
Doubles.....	1, 4x, last at Tennessee Tech (4/2/23)
Triples.....	-
Home Runs.....	2, at Tennessee State (3/18/23)
RBI.....	4, 2x, last at Tennessee Tech (4/1/23)
Stolen Bases.....	-

Hitting Career-Highs	
At-Bats.....	5, 3x, last vs. Western Michigan (2/25/23)
Runs.....	2, 6x, last at Tennessee State (3/18/23)
Hits.....	3, vs. Central Michigan (2/19/22)
Doubles.....	2, vs. Central Michigan (2/19/22)
Triples.....	1, vs. Alabama A&M (2/11/22)
Home Runs.....	2, at Tennessee State (3/18/23)
RBI.....	4, 3x, last at Tennessee Tech (4/1/23)
Stolen Bases.....	1, vs. Charleston (3/4/22)

Pitching Career-Highs	
Innings Pitched.....	0.1, vs. Nicholls (2/12/22)
Fewest Hits.....	0, 2x, last at Western Kentucky (2/19/22)
Most Hits.....	-
Fewest Runs.....	0, vs. Nicholls (2/12/22)
Most Runs.....	1, at Western Kentucky (2/19/22)
Fewest Walks.....	0, vs. Nicholls (2/12/22)
Strikeouts.....	-

4 Alyson Tucker

2023 Season-Highs	
At-Bats.....	5, at Saint Louis (2/19/23)
Runs.....	2, 2x, last at Tennessee Tech (4/1/23)
Hits.....	3, 2x, last vs. Southern Indiana (3/26/23)
Doubles.....	2, at Louisiana Tech (2/12/23)
Triples.....	-
Home Runs.....	1, 2x, last vs. Southern Indiana (3/26/23)
RBI.....	7, vs. Southern Indiana (3/26/23)
Stolen Bases.....	1, 2x, last vs. Southern Indiana (3/26/23)

Career-Highs	
At-Bats.....	5, at Saint Louis (2/19/23)
Runs.....	2, 8x, last at Tennessee Tech (4/1/23)
Hits.....	3, 4x, last vs. Southern Indiana (3/26/23)
Doubles.....	2, at Louisiana Tech (2/12/23)
Triples.....	1, vs. Tennessee State (3/19/22)
Home Runs.....	1, 7x, last vs. Southern Indiana (3/26/23)
RBI.....	7, vs. Southern Indiana (3/26/23)
Stolen Bases.....	2, vs. Missouri State (3/13/22)

24 Kynzie Wrigley

2023 Season-Highs	
At-Bats.....	4, 6x, last at Tennessee State (3/18/23)
Runs.....	2, vs. Akron (2/26/23)
Hits.....	2, 5x, last at Tennessee State (3/18/23)
Doubles.....	1, 2x, last at Tennessee State (3/18/23)
Triples.....	-
Home Runs.....	-
RBI.....	2, at Saint Louis (2/19/23)
Stolen Bases.....	1, vs. Akron (2/26/23)

Career-Highs	
At-Bats.....	5, vs. Murray State (5/12/22)
Runs.....	3, 2x, last vs. Belmont (5/8/22)
Hits.....	4, vs. SIU Edwardsville (5/11/22)
Doubles.....	3, vs. Morehead State (4/3/22)
Triples.....	1, vs. UT Martin (4/27/22)
Home Runs.....	1, 7x, last vs. SIU Edwardsville (5/11/22)
RBI.....	4, vs. UT Martin (4/27/22)
Stolen Bases.....	2, vs. Tennessee Tech (5/12/22)

Southeast Missouri's Record

Overall.....	17-9
At Home.....	6-0
On the Road.....	7-7
At Neutral Sites.....	4-2
Against Non-OVC Opponents.....	7-8
Against OVC Opponents.....	10-1
In Home OVC Games.....	6-0
In Away OVC Games.....	4-1
vs. Ranked Teams.....	0-0

In February.....	4-4
In March.....	10-5
In April.....	3-0
In May.....	0-0
On Mondays.....	0-0
On Tuesdays.....	0-1
On Wednesdays.....	0-1
On Thursdays.....	0-0
On Fridays.....	3-2
On Saturdays.....	7-3
On Sundays.....	7-2

In Day Games.....	17-8
In Night Games.....	0-1
In Extra Inning Games.....	2-0
When Redhawks Score First.....	12-1
When Opponents Score First.....	5-8
vs. Left-Handed Starter.....	1-1
vs. Right-Handed Starter.....	16-8
In 1-Run Games.....	5-2
In 2-Run Games.....	1-0
In 5+ Run Games.....	5-2

Shutouts.....	5-6
When Leading After Six Innings.....	10-1
When Trailing After Six Innings.....	1-7
When Tied After Six Innings.....	2-0
When Redhawks Starter Goes 6 or more Innings.....	7-2
When Redhawks Get 10 or more Hits.....	7-0
When Redhawks Outhit Opponents.....	14-2
When Redhawks Get Outhit.....	2-7
When Hits are Tied.....	1-0

When Scoring 0-2 Runs.....	2-8
When Scoring 3-5 Runs.....	6-0
When Scoring 6-9 Runs.....	5-1
When Scoring 10+ Runs.....	4-0
When Opponents Score 0-2 Runs.....	12-1
When Opponents Score 3-5 Runs.....	4-5
When Opponents Score 6-9 Runs.....	1-3
When Opponents Score 10+ Runs.....	0-0
Without Hitting a Home Run.....	8-8

When Hitting 1 Home Run.....	7-1
When Hitting 2+ Home Runs.....	2-0
Committing 0 Errors.....	5-4
Committing 1 Error.....	6-4
Committing 2+ Errors.....	6-1



Honors & Awards

OVC Pitcher of the Week
Marisa Davis, LHP, Mar. 14

OVC Player of the Week
Alyson Tucker, SS, Mar. 27

Walk-Off Hits

Alyson Tucker

Grand Slam, B5, vs. Southern Indiana (3/26/23)

Abigail Rickermann

Infield Single, B7, vs. Southern Indiana (3/26/23)

Game-by-Game Starting Lineups

Opponent	P	C	1B	2B	3B	SS	LF	CF	RF	DP
Louisiana Tech	M. Davis	Sackett	Shore	Tucker	Wrigley	Dennis	Anderson	Halliwill	Gerwitz	Peek
Louisiana Tech	Holman	Sackett	Shore	Tucker	Wrigley	Dennis	Anderson	Halliwill	Gerwitz	Peek
Louisiana Tech	Kell	Peek	Shore	Tucker	Wrigley	Dennis	Anderson	Halliwill	Gerwitz	Sackett
Saint Louis	M. Davis	Sackett	Shore	Tucker	Wrigley	Dennis	Anderson	Halliwill	Gerwitz	Peek
Saint Louis	Holman	Peek	Shore	Rickermann	Wrigley	Tucker	Anderson	Halliwill	Gerwitz	Sackett
UNLV	Holman	Sackett	Shore	Rickermann	Wrigley	Tucker	Anderson	Halliwill	Schulte	Dennis
Western Michigan	Kell	Peek	Shore	Rickermann	Wrigley	Tucker	Schulte	Halliwill	Gerwitz	Sackett
Akron	Kell	Sackett	Shore	Rickermann	Wrigley	Tucker	Anderson	Halliwill	Gerwitz	Peek
Missouri State	Kell	Sackett	Shore	Dennis	Wrigley	Tucker	Anderson	Halliwill	Gerwitz	Peek
Mount St. Mary's	M. Davis	Peek	Shore	Rickermann	Wrigley	Tucker	Anderson	Halliwill	Schulte	Sackett
Mount St. Mary's	Kell	Sackett	Shore	Rickermann	Wrigley	Tucker	Anderson	Halliwill	Affolter	Peek
Ole Miss	Holman	Sackett	Shore	Dennis	Wrigley	Tucker	Anderson	Halliwill	Gerwitz	Peek
Ole Miss	M. Davis	Peek	Shore	Rickermann	Wrigley	Tucker	Anderson	Halliwill	Schulte	Sackett
SIU Edwardsville	Kell	Sackett	Shore	Rickermann	Wrigley	Tucker	Anderson	Halliwill	Schulte	Peek
SIU Edwardsville	Holman	Sackett	Shore	Rickermann	Wrigley	Tucker	Anderson	Halliwill	Gerwitz	Bradley
SIU Edwardsville	M. Davis	Sackett	Shore	Rickermann	Wrigley	Tucker	Anderson	Halliwill	Schulte	Dennis
Middle Tennessee	Holman	Peek	Shore	Rickermann	Wrigley	Tucker	Anderson	Halliwill	Schulte	Sackett
Tennessee State	Holman	Peek	Shore	Rickermann	Wrigley	Tucker	Anderson	Halliwill	Gerwitz	Sackett
Tennessee State	Kell	Melton	Shore	Dennis	Wrigley	Tucker	Fleming	Halliwill	Affolter	Sackett
Southern Indiana	Kell	Sackett	Shore	Dennis	Wrigley	Tucker	Anderson	Halliwill	Affolter	Peek
Southern Indiana	M. Davis	Peek	Shore	Dennis	Wrigley	Tucker	Anderson	Halliwill	Schulte	Sackett
Southern Indiana	Kell	Sackett	Shore	Dennis	Wrigley	Tucker	Anderson	Halliwill	Gerwitz	Peek
Southern Illinois	M. Davis	Sackett	Shore	Dennis	Wrigley	Tucker	Anderson	Halliwill	Affolter	Rickermann
Tennessee Tech	M. Davis	Sackett	Shore	Dennis	Wrigley	Tucker	Anderson	Halliwill	Affolter	Bradley
Tennessee Tech	Holman	Peek	Shore	Rickermann	Wrigley	Tucker	Anderson	Halliwill	Schulte	Sackett
Tennessee Tech	Kell	Sackett	Shore	Dennis	Wrigley	Tucker	Anderson	Halliwill	Schulte	Peek
Morehead State										
Morehead State										
Morehead State										
Lindenwood										
Lindenwood										
Lindenwood										
Murray State										
UT Martin										
UT Martin										
UT Martin										
Eastern Illinois										
Eastern Illinois										
Eastern Illinois										

Game-by-Game Hitting

Opponent	AB	R	H	RBI	2B	3B	HR	BB	IBB	SB	CS	HBP	SAC	SE	GDP	K	PQ	A	E	Avg
Southeast Missouri	25	0	4	0	0	0	0	4	0	0	0	0	1	0	0	7	18	8	1	.160
Louisiana Tech	22	4	3	3	0	0	0	3	0	0	0	4	1	0	0	2	21	6	2	.136
Southeast Missouri	20	0	3	0	0	0	0	4	0	0	0	0	0	0	1	2	16	4	1	.156
Louisiana Tech	23	8	8	7	1	0	3	1	0	2	0	1	0	1	0	2	18	6	0	.244
Southeast Missouri	27	1	6	1	2	0	0	2	0	1	0	2	0	0	0	1	18	6	0	.181
Louisiana Tech	24	6	10	6	6	0	0	1	0	0	0	2	1	2	0	0	21	10	0	.304
Southeast Missouri	48	10	19	10	6	0	0	5	0	4	1	0	0	0	1	9	30	2	4	.267
Saint Louis	38	9	7	9	1	0	0	8	0	0	0	2	0	1	0	7	30	18	2	.262
Southeast Missouri	26	7	6	7	2	0	1	7	0	0	1	0	0	1	0	2	21	3	2	.260
Saint Louis	29	4	7	3	2	0	0	2	0	2	0	0	0	0	0	8	21	12	1	.257
Southeast Missouri	26	1	5	1	0	0	0	2	0	3	0	2	0	0	0	5	21	5	2	.250
UNLV	25	5	6	4	0	0	1	2	0	1	0	2	1	2	0	8	21	8	0	.255
Southeast Missouri	31	4	11	3	3	0	0	2	0	3	0	0	1	1	0	8	21	7	1	.266
Western Michigan	25	1	3	0	0	0	0	2	0	2	0	0	0	0	0	2	21	4	2	.237
Southeast Missouri	33	9	11	7	2	0	0	5	0	5	0	1	0	0	0	1	21	8	2	.275
Akron	33	5	9	3	0	0	1	3	0	0	0	0	0	0	0	3	21	14	2	.242
Southeast Missouri	25	0	5	0	1	0	0	0	0	0	0	1	0	0	1	5	18	8	1	.268
Missouri State	21	3	3	2	0	1	1	1	0	0	0	0	1	0	0	1	21	6	0	.233
Southeast Missouri	27	5	10	4	3	0	1	3	0	1	0	0	0	0	0	2	21	6	0	.278
Mount St. Mary's	25	1	5	1	1	0	0	2	0	2	0	3	1	0	0	4	18	6	1	.230
Southeast Missouri	24	1	8	1	1	0	0	3	0	0	1	0	1	1	1	2	21	4	2	.282
Mount St Mary's	26	0	2	0	1	0	0	4	0	4	0	0	0	0	0	5	21	8	0	.216
Southeast Missouri	22	0	1	0	0	0	0	2	0	0	0	1	0	0	0	6	18	9	0	.266
Ole Miss	22	1	6	1	0	0	0	1	0	1	0	1	0	1	0	0	21	5	0	.220
Southeast Missouri	26	1	5	1	0	1	0	2	0	0	0	0	0	0	0	5	21	7	0	.261
Ole Miss	24	0	4	0	0	0	0	2	0	0	0	0	1	0	0	4	21	14	0	.217
Southeast Missouri	25	4	5	4	2	0	1	0	0	1	0	0	0	0	0	3	21	5	1	.257
SIU Edwardsville	25	2	4	2	1	0	2	1	0	0	1	0	0	0	0	9	18	5	2	.213
Southeast Missouri	28	3	7	3	1	1	0	4	0	1	1	1	1	0	0	2	24	12	1	.257
SIU Edwardsville	28	2	7	2	1	0	1	1	0	1	1	0	2	0	1	7	22	8	2	.215
Southeast Missouri	26	5	9	5	3	0	1	4	0	3	0	2	1	0	0	3	21	6	0	.262
SIU Edwardsville	23	1	2	1	0	0	1	1	0	0	0	0	0	0	0	4	18	3	0	.208
Southeast Missouri	25	0	5	0	1	0	0	2	0	0	0	0	0	0	1	4	18	6	0	.259
Middle Tennessee	25	3	7	3	2	0	1	0	0	4	0	0	0	0	0	5	21	6	0	.212
Southeast Missouri	24	0	4	0	0	0	0	3	0	1	1	0	0	0	0	1	18	5	1	.254
Tennessee State	23	3	5	3	0	1	0	1	0	0	0	0	0	1	0	4	21	7	0	.213
Southeast Missouri	34	9	14	8	3	1	2	2	0	2	1	0	1	1	0	2	21	3	0	.264
Tennessee State	24	2	3	2	0	1	1	0	0	0	0	0	0	0	0	7	21	9	2	.208
Southeast Missouri	29	8	9	7	2	0	2	6	0	5	0	0	0	0	0	5	21	5	1	.267
Southern Indiana	30	5	8	5	0	0	3	1	0	1	0	0	0	0	0	5	18	8	3	.212
Southeast Missouri	21	11	11	10	0	0	1	7	0	3	2	0	1	0	0	2	15	3	1	.276
Southern Indiana	17	0	2	0	0	0	0	2	0	0	0	1	0	0	0	7	13	7	1	.209
Southeast Missouri	28	5	9	4	2	1	1	3	0	1	0	0	0	0	0	6	21	2	2	.278
Southern Indiana	31	4	10	4	1	0	1	0	0	0	0	0	0	1	0	3	20	6	0	.215
Southeast Missouri	27	6	8	6	1	0	1	5	0	0	0	0	0	0	0	1	19	9	0	.279
Southern Illinois	29	7	11	7	2	0	1	4	0	0	0	0	0	0	0	5	21	10	1	.223
Southeast Missouri	24	11	9	10	3	1	0	7	0	1	0	2	0	0	0	1	15	8	2	.283
Tennessee Tech	16	0	1	0	0	0	0	2	0	0	0	0	1	0	1	0	15	12	2	.219
Southeast Missouri	19	9	7	8	0	0	0	7	0	2	0	0	1	2	0	0	15	4	0	.285
Tennessee Tech	16	1	1	1	1	0	0	1	0	0	0	0	0	0	0	3	15	10	0	.215
Southeast Missouri	24	10	11	9	1	0	1	3	0	0	0	1	2	0	0	3	15	2	1	.2

Game-by-Game Hitting

Opponent	AB	R	H	RBI	2B	3B	HR	BB	IBB	SB	CS	HBP	SAC	SE	GDP	K	PQ	A	E	Avg
Southeast Missouri																				
Morehead State																				
Southeast Missouri																				
Morehead State																				
Southeast Missouri																				
Morehead State																				
Southeast Missouri																				
Lindenwood																				
Southeast Missouri																				
Lindenwood																				
Southeast Missouri																				
Lindenwood																				
Southeast Missouri																				
Murray State																				
Southeast Missouri																				
UT Martin																				
Southeast Missouri																				
UT Martin																				
Southeast Missouri																				
UT Martin																				
Southeast Missouri																				
Eastern Illinois																				
Southeast Missouri																				
Eastern Illinois																				
Southeast Missouri																				
Eastern Illinois																				

Game-by-Game Pitching

Opponent	IP	H	R	ER	BB	SQ	2B	3B	HR	WP	BK	HBP	DP	IBB	Score	W-L	SV	ERA
Southeast Missouri	6.0	3	4	3	3	2	0	0	0	0	0	4	0	0	0-4	0-1	0	3.50
Louisiana Tech	7.0	4	0	0	4	7	0	0	0	0	0	0	1	0	4-0	1-0	0	0.00
Southeast Missouri	5.1	8	8	7	1	2	1	0	3	0	0	1	0	0	0-8	0-2	0	6.18
Louisiana Tech	6.0	3	0	0	4	2	0	0	0	0	0	0	1	0	8-0	2-0	1	0.00
Southeast Missouri	6.0	10	6	6	1	0	6	0	0	0	0	2	1	0	1--6	0-3	0	6.46
Louisiana Tech	7.0	6	1	1	2	1	2	0	0	0	0	2	0	0	6-1	3-0	1	0.35
Southeast Missouri	10.0	7	9	5	8	7	1	0	0	0	0	2	0	0	10-9	1-3	1	5.38
Saint Louis	10.0	19	10	8	5	9	6	0	0	0	0	0	1	0	9-10	3-1	1	2.10
Southeast Missouri	7.0	7	4	3	2	8	2	0	0	0	0	0	0	0	7-4	2-3	1	4.89
Saint Louis	7.0	6	7	6	7	2	2	0	1	0	0	0	0	0	4-7	3-2	1	2.84
Southeast Missouri	7.0	6	5	4	2	8	0	0	1	0	0	2	0	0	1-5	2-4	1	4.74
UNLV	7.0	5	1	1	2	5	0	0	0	0	0	2	0	0	5-1	4-2	1	2.55
Southeast Missouri	7.0	3	1	0	2	2	0	0	0	2	0	0	0	0	4-1	3-4	2	4.06
Western Michigan	7.0	11	4	4	2	8	3	0	0	0	0	0	0	0	1-4	4-3	1	2.75
Southeast Missouri	7.0	9	5	3	3	3	0	0	1	1	0	0	0	0	9-5	4-4	2	3.92
Akron	7.0	11	9	4	5	1	2	0	0	2	0	1	0	0	5-9	4-4	1	2.90
Southeast Missouri	6.0	3	3	1	1	1	0	1	1	1	0	0	0	0	0-3	4-5	2	3.65
Missouri State	7.0	5	0	0	0	5	1	0	0	0	0	1	1	0	3-0	5-4	2	2.58
Southeast Missouri	7.0	5	1	1	2	4	1	0	0	0	0	3	0	0	5-1	5-5	3	3.38
Mount St. Mary's	6.0	10	5	4	3	2	3	0	1	0	0	0	0	0	1-5	5-5	2	2.76
Southeast Missouri	7.0	2	0	0	4	5	1	0	0	0	0	0	0	0	1-0	6-5	3	3.07
Mount St. Mary's	7.0	8	1	1	3	2	1	0	0	0	0	0	2	0	0-1	5-6	2	2.60
Southeast Missouri	6.0	6	1	1	1	0	0	0	0	0	0	1	2	0	0-1	6-6	3	2.93
Ole Miss	7.0	1	0	0	2	6	0	0	0	0	0	1	0	0	1-0	6-6	2	2.39
Southeast Missouri	7.0	4	0	0	2	4	0	0	0	1	0	0	0	0	1-0	7-6	4	2.69
Ole Miss	7.0	5	1	1	2	5	0	1	0	0	0	0	0	0	0-1	6-7	2	2.28
Southeast Missouri	7.0	4	2	2	1	9	1	0	2	1	0	0	0	0	4-2	8-6	5	2.64
SIU Edwardsville	6.0	5	4	3	0	3	2	0	1	0	0	0	0	0	2-4	6-8	2	2.36
Southeast Missouri	8.0	7	2	1	1	7	1	0	1	0	0	0	2	0	3-2	9-6	5	2.51
SIU Edwardsville	7.1	7	3	3	4	2	1	1	0	0	0	1	0	0	2-3	6-9	2	2.39
Southeast Missouri	7.0	2	1	1	1	4	0	0	1	0	0	0	0	0	5-1	10-6	5	2.41
SIU Edwardsville	6.0	9	5	5	4	3	3	0	1	1	0	2	0	0	1-5	6-10	2	2.58
Southeast Missouri	6.0	7	3	3	0	5	2	0	1	0	0	0	0	0	0-3	10-7	5	2.47
Middle Tennessee	7.0	5	0	0	2	4	1	0	0	0	0	0	1	0	3-0	7-10	2	2.43
Southeast Missouri	6.0	5	3	3	1	4	0	1	0	1	0	0	0	0	0-3	10-8	5	2.52
Tennessee State	7.0	4	0	0	3	1	0	0	0	0	0	0	0	0	3-0	8-10	2	2.29
Southeast Missouri	7.0	3	2	2	0	7	0	1	1	0	0	0	0	0	9-2	11-8	5	2.49
Tennessee State	7.0	14	9	9	2	2	3	1	2	2	0	0	0	0	2-9	8-11	2	2.64
Southeast Missouri	7.0	8	5	5	1	5	0	0	3	0	0	0	0	0	8-5	12-8	5	2.62
Southern Indiana	6.0	9	8	5	6	5	2	0	2	0	0	0	0	0	5-8	8-12	2	2.78
Southeast Missouri	5.0	2	0	0	2	7	0	0	0	0	0	1	0	0	11-0	13-8	5	2.53
Southern Indiana	4.1	11	11	11	7	2	0	0	1	0	0	0	0	0	0-11	8-13	2	3.24
Southeast Missouri	7.0	10	4	2	0	3	1	0	1	0	0	0	0	0	5-4	14-8	5	2.50
Southern Indiana	6.2	9	5	5	3	6	2	1	1	1	0	0	0	0	4-5	8-14	2	3.33
Southeast Missouri	6.1	11	7	7	4	5	2	0	1	0	0	0	0	0	6-7	14-9	5	2.72
Southern Illinois	7.0	8	6	6	5	1	1	0	1	1	0	0	0	0	7-6	9-14	2	3.45
Southeast Missouri	5.0	1	0	0	2	0	0	0	0	0	0	0	1	0	11-0	15-9	5	2.63
Tennessee Tech	5.0	9	11	9	7	1	3	1	0	0	0	2	1	0	0-11	9-15	2	3.73
Southeast Missouri	5.0	1	1	1	1	3	1	0	0	0	0	0	0	0	9-1	16-9	5	2.59
Tennessee Tech	5.0	7	9	8	7	0	0	0	0	2	0	0	0	0	1-9	9-16	2	3.96
Southeast Missouri	5.0	3	0	0	1	5	0	0	0	0	0	0	0	0	10-0	17-9	5	2.52
Tennessee Tech	5.0	11	10	10	3	3	1	0	1	1	0	1	0	0	0-10	9-17	2	4.25

Game-by-Game Pitching

Opponent	IP	H	R	ER	BB	SO	2B	3B	HR	WP	BK	HBP	DP	IBB	Score	W-L	SV	ERA
Southeast Missouri																		
Morehead State																		
Southeast Missouri																		
Morehead State																		
Southeast Missouri																		
Lindenwood																		
Southeast Missouri																		
Lindenwood																		
Southeast Missouri																		
Lindenwood																		
Southeast Missouri																		
Murray State																		
Southeast Missouri																		
UT Martin																		
Southeast Missouri																		
UT Martin																		
Southeast Missouri																		
UT Martin																		
Southeast Missouri																		
Eastern Illinois																		
Southeast Missouri																		
Eastern Illinois																		
Southeast Missouri																		
Eastern Illinois																		

2023 Statistics (OVC Games Only)

Record: 10-1 Home: 6-0 Away: 4-1 OVC: 10-1																							
Player	avg	gp-gs	ab	r	h	2b	3b	hr	rbi	tb	slg%	bb	hp	so	gdp	ob%	sf	sh	sb-att	po	a	e	fld%
12 SCHULTE, Zoe	.471	11-5	17	6	8	0	0	0	3	8	.471	1	0	2	0	.500	0	1	1-1	8	0	1	.889
4 TUCKER, Alyson	.429	11-11	28	7	12	3	0	2	16	21	.750	6	0	1	0	.514	1	2	2-3	18	10	3	.903
20 SACKETT, Kat	.406	11-11	32	10	13	4	0	2	10	23	.719	4	1	2	0	.486	0	0	2-2	38	5	1	.977
16 RICKERMANN, Abigail	.389	9-5	18	3	7	1	0	0	3	8	.444	3	0	0	0	.476	0	1	1-1	6	2	0	1.000
2 HALLIWILL, Paige	.387	11-11	31	13	12	2	1	1	8	19	.613	7	2	1	0	.525	0	0	4-4	18	0	0	1.000
18 DENNIS, Sydney	.375	10-8	24	7	9	1	1	0	3	12	.500	2	0	3	0	.407	1	1	4-6	13	6	0	1.000
1 ANDERSON, Jillian	.333	10-10	21	13	7	3	0	0	3	10	.476	10	0	1	0	.548	0	0	3-3	14	0	0	1.000
26 SHORE, Aubrie	.296	11-11	27	3	8	1	0	3	13	18	.667	3	1	2	0	.387	0	0	0-0	46	0	1	.979
24 WRIGLEY, Kynzie	.250	11-10	24	3	6	1	0	0	2	7	.292	2	1	2	0	.333	0	1	0-0	7	16	3	.885
28 PEEK, Marissa	.235	9-7	17	1	4	0	0	1	2	7	.412	1	0	6	0	.263	1	0	0-0	10	1	0	1.000

3 FLEMING, Kimmy	.600	4-1	5	1	3	0	0	0	0	3	.600	1	0	1	0	.667	0	0	1-1	0	0	0	.000
5 GRISHAM, Kileigh	.500	5-0	2	2	1	0	1	0	3	3	1.500	1	0	1	0	.667	0	0	0-1	2	1	0	1.000
8 MELTON, Sydney	.333	6-1	6	2	2	0	1	0	1	4	.667	1	1	0	0	.500	0	0	1-1	9	0	0	1.000
7 DAVIS, Karsyn	.333	5-0	3	0	1	0	0	0	0	1	.333	1	0	1	0	.500	0	0	0-0	1	0	0	1.000
14 AFFOLTER, Brittany	.200	9-3	10	4	2	1	0	0	0	3	.300	0	0	2	0	.200	0	1	1-1	4	0	0	1.000
10 GERWITZ, Tatum	.000	9-3	10	0	0	0	0	0	1	0	.000	1	0	2	0	.091	0	0	0-1	10	1	0	1.000
11 BRADLEY, Tori	.000	5-2	7	0	0	0	0	0	0	0	.000	2	0	1	0	.222	0	0	0-0	0	0	0	.000
Totals	.337	11	282	75	95	17	4	9	68	147	.521	46	6	28	0	.436	3	7	20-25	207	55	10	.963
Opponents	.184	11	250	20	46	4	2	9	20	81	.324	11	1	54	2	.219	3	3	3-5	196	81	12	.958

LOB - Team (73), Opp (41). DPs turned - Team (3), Opp (1).

(OVC games only Sorted by Earned run avg)

Player	era	w-l	app	gs	cg	sho	sv	ip	h	r	er	bb	so	2b	3b	hr	b/avg	wp	hp	bk	sfa	sha
6 DAVIS, Marisa	0.32	5-0	7	3	3	2/0	1	21.2	10	4	1	5	20	1	1	1	.135	0	1	0	1	1
15 KELL, Delaney	1.62	4-0	6	5	1	1/0	0	30.1	22	7	7	4	24	2	0	5	.195	1	0	0	1	0
19 HOLMAN, Paytience	3.71	1-1	4	3	1	0/0	0	17.0	14	9	9	2	10	1	1	3	.222	1	0	0	1	2
Totals	1.72	10-1	11	11	5	3/0	1	69.0	46	20	17	11	54	4	2	9	.184	2	1	0	3	3
Opponents	7.29	1-10	11	11	8	1/0	0	65.1	95	75	68	46	28	17	4	9	.337	7	6	0	3	7

PB - Team (2), SACKETT 2, Opp (1). SBA/ATT - SACKETT (3-5), KELL (1-2), HOLMAN (2-2), M. DAVIS (0-1).