

SOUTHEAST MISSOURI STATE UNIVERSITY



# REDHAWKS SOFTBALL



2012 SOFTBALL GUIDE





#### **LOCATION**

Cape Girardeau, MO  
On the Mississippi River

#### **ENROLLMENT**

11,510

#### **STUDENT TO FACULTY RATIO**

18 to 1

#### **SMALL CLASSES**

Average 25-30 Students

#### **ELITE BUSINESS ACCREDITATION**

Accredited by AACSB  
International for all business programs including the MBA.

**ACADEMIC PROGRAMS**  
Include business, education, science, technology, visual and performing arts and many health professions.

#### **NUMBER OF ATHLETIC TEAMS**

15 NCAA Division I Teams








# SOUTHEAST MISSOURI STATE UNIVERSITY REDHAWKS SOFTBALL

## *Table of Contents*



### Intro to Redhawk Softball

Media Information.....	2-3
Travel Arrangements.....	4-5
Southeast Softball Complex.....	6-7
Softball Locker Room.....	8-9
Strength & Conditioning.....	10-11
Success Center.....	12-13
Sports Medicine.....	14-15
Mission Statement.....	16

### Season Preview Section

Season Outlook.....	18-19
Roster.....	20-21
Meet the Redhawks.....	22
Calendar Schedule.....	23-24

### Coaching Staff Section

Head Coach Lana Richmond.....	26-27
Assistant Coaches.....	28
Athletics Staff.....	29
Lana Richmond By the Numbers.....	30

### Player Profiles Section

Returns.....	32-53
Newcomers.....	54-55
Career Statistics.....	56-59
Redhawks by Class.....	60

### Year in Review Section

2011 Statistics.....	62
2011 OVC Statistics.....	63
2011 Schedule/Results.....	64
Additional Statistics.....	65-68

### Opponents Section

2012 Opponents.....	70-76
---------------------	-------

### Records Section

Honors & Awards.....	78-81
Postseason Results.....	82
Individual Hitting.....	83-84
Individual Pitching.....	85
Team Records.....	86
Coaching History.....	87
NCAA Division I Results.....	88-92

### Ohio Valley Conference Section

This is the OVC.....	94-97
2012 OVC Tournament.....	98

### This is Southeast Section

Southeast Missouri State.....	100-105
President Dr. Ken Dobbins.....	106
Interim AD Cindy Gannon.....	107
1991 Softball Team.....	108

### Credits

The 2012 Southeast Missouri Softball Guide was written, edited and designed by Sports Information Director Jeff Honza. Cover design and additional graphics assistance provided by Tonya Wells and Krista Mayfield. Photography by Marc Mahnke, Fred Lynch, Marcus Painton, Sandy King and Patrick Clark. Other editorial assistance by Chad Twaro, Nick Seeman and Sean Stevenson.





SOUTHEAST MISSOURI STATE UNIVERSITY

# REDHAWKS SOFTBALL

*Media Information*








## Southeast Missouri Sports Information

Phone: (573) 651-2294 Fax: (573) 651-2810

Website: GoSoutheast.com



Jeff Honza  
Director



Chad Twaro  
Assistant Director



Nick Seeman  
Assistant

### 2011-12 Sport Assignments

Jeff Honza, Director

Football, Men's Basketball, Women's Tennis

Office: (573) 651-2933

Cell: (618) 528-1145

jhonza@semo.edu

Chad Twaro, Assistant Director

Women's Soccer, Women's Basketball,

Gymnastics, Outdoor Track & Field

Office: (573) 651-2937

Cell: (573) 979-4307

ctwaro@semo.edu

Nick Seeman, Assistant

Volleyball, Indoor Track & Field, Baseball

Office: (573) 651-2294

Cell: (612) 741-0550

nseeman@semo.edu

Sean Stevenson, Assistant

Cross Country, Softball

Office: (573) 651-2294

spstevenson1s@semo.edu

### Credentials

Credentials are required for entrance to the Southeast Softball Complex Press Box. To request season or single-game credentials, please contact Southeast Missouri Sports Information by phone at (573) 651-2933 or e-mail at jhonza@semo.edu/spstevenson1s@semo.edu. Credentials can be picked up in the press box on gamedays.

### Press Box Decorum

Professional decorum is expected at all times in the Southeast Softball Complex Press Box. Cheering or outward expression is strictly prohibited.

### Photographers

Photographers are encouraged to use caution when shooting at the Southeast Softball Complex. Please check with the Southeast Sports Information Office regarding approval to shoot at the facility. Photographers are also required to adhere to all photo policies and work from

designated areas.

### Postgame Interviews

Anyone wishing to interview a Southeast student-athlete must notify Sean Stevenson prior to the end of each game. Head Coach Lana Richmond and select student-athletes will be available on the field immediately following a 10-minute cooling off period. Media are not permitted to be in the dugout areas.

### Softball E-Mail List

If you would like to be added to the Redhawk softball e-mail list to receive breaking news about the team, please e-mail Jeff Honza or Sean Stevenson.

### GoSoutheast.com

GoSoutheast.com is the best source for up-to-date information on the Redhawk softball team.

### Gameday Services

Statistics, rosters and game notes will be provided prior to each game/doubleheader. Final box scores and play-by-play accounts will also be distributed after all contests.

### Live Stats

Live Stats for all Southeast Missouri home softball games can be accessed online at GoSoutheast.com.







# SOUTHEAST MISSOURI STATE UNIVERSITY REDHAWKS SOFTBALL

*Travel Arrangements*






**Mardi Gras Classic  
February 10-12, 2012**

Clarion Inn & Suites  
1051 Highway 165  
Monroe, LA 71203  
**Phone:** (318) 387-5100  
**Fax:** (318) 329-9126  
**Website:** ClarionHotel.com


**Eastern Kentucky  
March 17-18, 2012**

Holiday Inn Express  
Colby Taylor Drive  
Richmond, KY 40475  
**Phone:** (859) 624-4055  
**Fax:** (859) 623-8775  
**Website:** HiExpress.com


**Blue City Classic  
February 24-26, 2012**

Courtyard Marriott  
6015 Park Avenue  
Memphis, TN 38119  
**Phone:** (901) 761-0330  
**Fax:** (901) 682-8422  
**Website:** Marriott.com


**Tennessee Tech  
March 31-April 1, 2012**

Baymont Inn & Suites  
1161 S. Jefferson Ave.  
Cookeville, TN 38506  
**Phone:** (931) 525-6668  
**Fax:** (931) 525-7326  
**Website:** BaymontInns.com


**Coaches vs. Cancer Tournament  
March 3-4, 2012**

Holiday Inn Express  
8787 Reeder Street  
Overland Park, KS 66214  
**Phone:** (913) 888-8440  
**Fax:** (913) 888-3438  
**Website:** HiExpress.com


**Austin Peay  
April 14-15, 2012**

Country Inn & Suites  
3075 Wilma Rudolph  
Clarksville, TN 37040  
**Phone:** (931) 645-1400  
**Fax:** (931) 472-1002  
**Website:** CountryInns.com


**Indiana State  
March 14, 2012**

Holiday Inn Express  
301 Circle Front Drive  
Evansville, IN 47715  
**Phone:** (812) 473-2500  
**Fax:** (812) 473-5021  
**Website:** HiExpress.com


**Murray State  
April 28-29, 2012**


Baymont Inn & Suites  
1210 N. 12th Street  
Murray, KY 42071  
**Phone:** (270) 759-5910  
**Fax:** (270) 759-5912  
**Website:** BaymontInns.com


**Evansville  
March 15, 2012**

Holiday Inn Express  
301 Circle Front Drive  
Evansville, IN 47715  
**Phone:** (812) 473-2500  
**Fax:** (812) 473-5021  
**Website:** HiExpress.com


**OVC Softball Championship  
May 10-12, 2012**

Site: OVC Regular-Season Champion  
**Website:** OVCSports.com











The Southeast Softball Complex will serve as the home of the Redhawks for the 15th year in 2012.

The complex contains three regulation softball fields, all of which have lights. The facility includes batting cages, an air-conditioned press box large enough to accommodate print and broadcast media, and bleacher seating for 600. In addition, there is a hill beyond the right field fence that provides fans with a unique view of the action.

Southeast played Northern Iowa in its first game at this facility on Mar. 6, 1999. Prior to that, the Redhawks played its home games at Parker Field, located in the heart of the Southeast Missouri campus.

The Southeast Softball Complex was constructed as part of Southeast Missouri's effort to improve its sports facilities. At the time, that project also included new tennis courts, a FieldTurf artificial playing surface for the football and soccer teams, the resurfacing of the Abe Stuber track and new locker rooms for the volleyball, baseball and men's and women's

basketball programs.

A windscreen along the outfield wall, state-of-the-art scoreboard and protective fencing in front of both dugouts are among the most recent upgrades to the Southeast Softball Complex.

## Southeast Softball Complex Facts

Overall Record .....	103-93 (.526)
Field Dimensions	
Left.....	190
Center.....	220
Right.....	190
Capacity.....	600
Largest Crowd.....	293
vs. Western Kentucky (Mar. 3, 2001)	
Longest Game.....	3:31
vs. Eastern Illinois (Apr. 23, 2003)	
Shortest Game.....	1:00
Several times, last vs. Eastern Ky. (May 7, 2011)	
Most Innings.....	12
2x, last vs. Eastern Kentucky (May 8, 2011)	
First Game ..vs. Northern Iowa (May 6, 1999)	
First Win.....	5-1, vs. Harvard (Mar. 7, 1999)



First Home Run .....	Jenny Oermann
vs. Saint Louis (Mar. 24, 1999)	
First Win by a Pitcher... Christine Engelhardt	
vs. Harvard (Mar. 7, 1999)	
First Run Scored .....	Michelle Frank
vs. Northern Iowa (Mar. 6, 1999)	
First Triple.....	Kelsey White
vs. Northern Iowa (Mar. 6, 1999)	
First Official At-Bat.....	Jackie Paulus
vs. Northern Iowa (Mar. 6, 1999)	
First Stolen Base .....	Anne Trieb
vs. Northern Iowa (Mar. 6, 1999)	

## Southeast Softball Complex Records

Runs .....	17, vs. Lipscomb (Mar. 9, 2003)
Hits .....	16, vs. Lipscomb (Mar. 9, 2003)
Doubles ....	6, 2x, last vs. IUPUI (Mar. 11, 2007)
Triples.....	3, vs. UT Martin (Apr. 6, 1999)
Walks.....	7, 3x, last vs. Tenn. St. (Apr. 8, 2006)
SB.....	5, vs. Morehead St. (Apr. 19, 2003)
Errors .....	8, vs. Eastern Ky. (Mar. 31, 2007)
Strikeouts ..	14, vs. Austin Peay (Apr. 14, 2007)

## Southeast Softball Complex Opponent Records

Runs .....	12
2x, last by Illinois State (Mar. 11, 2010)	
Hits .....	16
by Tennessee Tech (Apr. 29, 2007)	
Errors .....	7
3x, last by Austin Peay (Apr. 2, 2010)	


## Directions

From Illinois:  
From Route 146, cross bridge and make a right at the first stoplight onto Sprigg Street. Follow Sprigg Street past the Show Me Center. The Southeast Softball Complex will be on the left hand side 1/8 of a mile past the Show Me Center.

From Interstate 55:  
Take Exit 99 (Kingshighway). Follow signs toward Cape Girardeau. Make left onto Lexington and follow for two miles. Make right onto North Sprigg (not Old Sprigg which will come first). Follow for 1/4 mile and complex will be on the right.







## SOFTBALL LOCKER ROOM



The Southeast Missouri locker room offers Redhawk softball players a place to prepare for their games and unwind after competition.

Through generous donations and the tireless fundraising efforts of head coach Lana Richmond, Southeast officially opened its locker room in November, 2006.

The facility, which is located inside of Houck Field House, features over 800 square feet of space and is near the coaches offices and other areas where the players train in the offseason.

The locker room includes 22 spacious individual lockers, internet access and a lounge area equipped with a couch, tables and a large flat screen television. There is also an area where student-athletes can study.

Each locker provides plenty of space and storage for equipment and uniforms.

The newest addition is the "Linda Wells Wall of Fame," which features canvas pictures of every All-American, Academic All-American and members of the .400 Club and 500 Strikeout Club.




### Lifetime Locker Donors

Jackie Craig Achert  
Lori Alexander  
Christy Banks  
Karen Biehle  
Martha Wells Coleman  
Pat McDonagh  
Lana Flynn Richmond  
Barrett Rochman  
Connie Simmons  
Robyn Sitzes  
Jodi Smith  
Kim Staffey  
Connie Travagliente Strobach  
Rachel VanFleet  
Linda Wells

### Linda Wells Wall of Fame

Karen Hudson  
Linda Wells







## Marge Mates Academic Area

*Joan and Wayne McPherson*

*Linda Wells*

## Diamond Club

*Sheila Caskey*

*Nancy Haas*

*Amy Evers Kindel*

*Harry and Fran Rediger*

*Marvin and Marleen Rosengarten*







SOUTHEAST MISSOURI STATE UNIVERSITY

# REDHAWKS SOFTBALL

*Strength and Conditioning*





Southeast Missouri State University Strength and Conditioning is committed to developing the total student-athlete through their experiences within a competitive training environment.

This will be accomplished by focusing on reducing the risk of injury and maximizing athletic potential through individual evaluation and program design.

#### Training Principles:

##### 1. Reduce the risk of injuries

- If a student-athlete is injured, he/she will not be able to compete at practice or games.

##### 2. Maximize athletic ability

- We challenge each athlete, both physically and mentally, in order to achieve optimal results.

#### Exercises are based on the following Principles:

##### 1. Ground Based Movements

- Athletes compete with their feet on the ground, and therefore, should train that way. The ability to produce force against the ground determines how fast athletes can run and how high they can jump.

##### 2. Three-Dimensional Movements

- Athletes must be able to stabilize themselves in all planes of movement. A fancy way of saying we use free weights (barbells/dumbbells vs. machines).

##### 3. Multi-Joint Movements

- Very rarely in sport do athletes isolate one single joint, thus there is not much need to train one joint at a time. Athletes can train more muscle mass at the same time.







# SOUTHEAST MISSOURI STATE UNIVERSITY REDHAWKS SOFTBALL

*Success Center*







The Redhawk Success Center offers Southeast Missouri State student-athletes a place to study and develop as students and campus leaders.

The Redhawk Success Center is located in the Student Recreation Center, just south of Houck Stadium. The facility offers a computer lab with 18 computer work terminals, study areas and rooms for group meetings.

The area is under the guidance of Interim Associate Director of Athletics Brady Barke, with assistance from Director of Academic Services Sharon Burgard, Assistant Natalie Williams and Graduate Assistants Kelly Benacka and Israel Kirk.

The beautiful facility has enhanced the outstanding work in the classroom already enjoyed by Southeast student-athletes. During the 2010 fall semester, the Southeast athletic programs combined for a 3.09 grade point

average, its highest for a fall term. Eleven of the Redhawks 15 programs recorded a team GPA of 3.0 or better. In all, 186 student-athletes recorded at least a 3.0 GPA. Of that group, 23 finished the fall term with a perfect 4.0.

Tutors are available for all student-athletes as needed. In addition, both attendance and academic progress are monitored through regular checks with faculty.

A special course is required for all first time student-athletes at Southeast. The course, which offers three credit hours, is part of a comprehensive program developed to address study skills and life skills topics, and thus, enhance retention and academic success for student-athletes.

Entering student-athletes are evaluated for academic preparedness and assigned to appropriate categories. Student-athletes can also receive individualized academic programs which include meeting with a mentor at least



bi-weekly to discuss academic progress.

The Success Center staff also works to get athletes involved in campus and community projects. This is done to provide a support structure and greater opportunity for academic success. Through the NCAA's CHAMPS/Life Skills Program, the Success Center gives student-athletes personal and professional skills in order to facilitate successful and productive futures.







SOUTHEAST MISSOURI STATE UNIVERSITY  
**REDHAWKS SOFTBALL**  
*Sports Medicine*







**P**revention. Treatment. Rehabilitation. Education. Those are the four primary phases of athletic training, and the Southeast Missouri State University Athletic Training staff strives to fulfill all of those areas when working with the student-athletes on a daily basis.

Southeast student-athletes are offered the best care possible by the Athletic Training staff. Head Athletic Trainer Alfred Castillo directs the Sports Medicine department which includes four full-time athletic trainers, six graduate assistants and several student assistants. The staff serves student-athletes around-the-clock at numerous facilities on campus.

The athletic trainers begin treatments and rehabilitation starting as early as 6 a.m., and are available until the last student-athlete is through. There are currently four athletic training facilities on campus. The staff treats out

of Rosengarten Athletic Complex, where the primary athletic training room is located. There are two other satellite athletic training rooms, including one at Houck Field House and one at the Show Me Center.

The Southeast Athletic Training rooms are equipped with stationary bikes, hand weights, therapeutic modalities, and the latest physical therapy equipment. Each component is strategically designed to not only give the student-athlete the best care, but also to aid in returning to competition as quickly as possible.

Southeast Athletic Training has strong working relationships with local physicians and the two hospitals located within Cape Girardeau. It is from these hospitals that the Athletic Training department is assisted by four orthopedic physicians.

The Southeast Athletic Training program prides and commits itself to providing the



best comprehensive, personalized and efficient healthcare to its student-athletes. Delivery of healthcare focuses on the prevention and management of athletic-related injuries or illnesses, while adhering to the National Athletic Trainers' Board of Certification Standards of Professional Practice. Our high quality of athletic healthcare is provided in combination with the education of athletic training students.



The Southeast Athletic Training staff is under the direction of Alfred Castillo. Castillo and his staff serve student-athletes at a variety of facilities on campus.





# SOUTHEAST MISSOURI STATE UNIVERSITY REDHAWKS SOFTBALL

## *Mission Statement*



The Southeast Missouri State University Department of Intercollegiate Athletics is an integral part of the University community and accordingly adheres to Southeast Missouri State University's overall institutional mission, one of providing a quality education and college experience for the students and communities we serve. The mission of the Department of Athletics is to enhance the collegiate experience for all students through the development and operation of a sound intercollegiate athletics program. The Athletics Department is a NCAA Division I program, and therefore is committed to the highest standards of integrity in athletic and academic achievement. The athletic teams

of the University are committed to compete at the highest possible level in the Ohio Valley Conference or other conference affiliations. The Department of Athletics is committed to the principles of equitable access, diversity, student welfare, sportsmanship, ethical conduct, rules compliance, and the prudent management of resources in all endeavors.







**SOUTHEAST MISSOURI STATE UNIVERSITY REDHAWKS  
SEASON PREVIEW**







# SOUTHEAST MISSOURI STATE UNIVERSITY REDHAWKS SOFTBALL

## SEASON OUTLOOK

The Southeast Missouri softball team fell one win shy of making the NCAA Tournament a year ago and hopes to build on that magic when it takes the field in 2012.

Southeast went 31-30 overall and forced a winner-take-all title game with Jacksonville State as the No. 5 seed at the 2011 Ohio Valley Conference Tournament.

The Redhawks went 12-6 in their final 18 games and upended OVC regular-season champion and top-seeded Eastern Illinois twice to advance to the tournament's championship round.

"I think the success from last season has already carried over," said Lana Richmond, who enters her 30th year as Southeast's head coach. "Last year's finish was a big boost for this team."

Southeast returns six position starters, four pitchers and three All-Conference performers in 2012.

The Redhawks were picked fifth in the conference's Preseason Poll after garnering 132 points and one first-place vote in the overall balloting by OVC Head Coaches and Sports Information Directors.

"This year should be very competitive and we are eager to get going," said Richmond. "Opening day can't come soon enough!"

Here is a positional breakdown on this year's team:

### Catching

Newcomers *Xia Wilson (Fort Collins, Colo.)* and *Jamie Woodworth (Sparta, Ill.)* are expected to share starting duties behind the plate this season.

Wilson is a junior from Tallahassee Community College, where she hit .275 with 14 runs, four doubles, a triple, three home runs and 18 RBI a year ago.

"Xia was our No. 3 hitter in the fall and she is improving her receiving and footwork each day,"

said Richmond.

A true freshman, Woodworth was a four-year starter at Sparta High School, where she earned All-Conference and All-Area accolades. She is a versatile player, who saw action at four different positions as a prep.

"Jamie was probably our biggest surprise in the fall," said Richmond. "I've watched her grow up and I was impressed with what she gave us behind the plate right off the bat. She is one of the best blockers I have seen."

It's no secret that Southeast struggled to throw out baserunners in 2011, so the addition of Wilson and Woodworth should shore up that part of the defense.

Sophomore *Alene Bethel (Veradale, Wash.)* rounds out the catchers.

"Alene has been moved to a utility position this season and will increase our depth behind the plate and at first base," added Richmond.

### Pitching

Pitching figures to be a major strength for the Redhawks in 2012.

Southeast returns four pitchers, including senior *Stefanie Barnes (Union City, Calif.)*, junior *Taylor Cowan (Columbia, Mo.)* and sophomores *Alora Marble (Jefferson City, Mo.)* and *Shea Cothren (Paragould, Ark.)*. That group was responsible for all of the Redhawks wins inside the circle last season.

"Our pitching staff is experienced and each one of these individuals brings something different to the table," said Richmond.

Barnes, who proved to be most effective when following Marble and Cothren, went 3-2 with a 4.17 ERA and struck out 33 in 40 innings last season. She is tough to hit and does an excellent job of

keeping hitters guessing.

"Stefanie can throw teams off," commented Richmond. "She is becoming much more consistent around the strike zone."

Cowan gave the team a big lift in her debut at pitcher in 2011. She finished second on the team with six victories in 34 appearances and seven starts. In addition, Cowan hit .279 and finished among the top-three on the team in doubles (1st, 12) and home runs (3rd, 8) in 54 starts as designated player.

"Taylor is a dual-threat for us," said Richmond. "She gave us quality innings on the mound and provided a strong bat at the plate."

Marble and Cothren experienced those typical growing pains as true freshmen, but both progressed as the year went along.

A Second-Team All-OVC and All-Newcomer selection, Marble compiled an 18-8 record with a 2.99 ERA over a team-high 41 appearances and 24 starts last season. She led the Redhawks in innings (159.1) and strikeouts (97), while tying for first in the OVC in saves (3) and ranking fourth in wins. Marble threw 12 complete games as Southeast's ace in 2011.

"Luey can throw strikes at anytime and is very consistent," quoted Richmond. "She can adapt to any strike zone."

While Marble appears to have a lock as a continuous starter, Cothren will battle for that position as well.

Cothren finished second on the team in wins and strikeouts with six and 54, respectively. She made 36 appearances and 24 starts, working a total of 101 innings. Cothren threw three complete games and picked up two saves, as well.

"Shea is another threat after getting one full year of experience under her belt," added Richmond.



**RENEE KERTZ**



# SOUTHEAST MISSOURI STATE UNIVERSITY REDHAWKS SOFTBALL

## SEASON OUTLOOK

"She will be in the mix for that top spot."

Freshman **Lindsey Patterson** (*Anna, Ill.*) is the newest member of Southeast's staff.

Patterson was a four-year starter at nearby Anna-Jonesboro High School, where she boasted an ERA of under 1.00 as a sophomore (0.55) and freshman (0.80). The fact that she is a good hitter is an added bonus.

"Lindsey will throw innings for us. She has good velocity and is going to be a factor," said Richmond. "She is also a great hitter and won the DP spot in the fall."

### Infield

Senior **Renee Kertz** (*St. Louis, Mo.*) and junior **Kaitlin Wallace** (*Newton, Ill.*) return to anchor the infield this season.

A three-year starter, Kertz earned Second-Team All-OVC honors after starting all 61 games at shortstop last season. She was Southeast's second-best hitter with a .328 batting average and led the team with 48 RBI.

"Renee brings a lot of experience and stability to our infield," said Richmond. "She is athletic and brings offensive presence to our team."

Like Kertz, Wallace also started every game last season. She hit .259 with 30 runs scored, eight doubles, a triple, two home runs and 19 RBI. Wallace will move to second this season after playing every game at third base last year.

"Kaitlin can play anywhere. She is so smart and knows how to handle all situations," commented Richmond."

Junior **Leah Becker** (*Aztec, N.M.*) is the lead candidate at third base. Becker joins the Redhawks from Butler County Community College, where she was a two-year starter.

"Leah has a strong arm and

quick reflexes," described Richmond. "She will be our starting third baseman."

While those three positions seem to be set, first base will be up for grabs.

As of now, Cowan has the edge based on the fact that she has the most experience. When not pitching, she spent the rest of her time at first base last season.

Freshman **Megan Cidlik** (*Pacific, Mo.*), Wilson and Bethel are other possibilities.

Cidlik is a power hitter, who spent the last four years as a starter at Eureka High School. She hit .422 with 27 RBI, a .609 slugging percentage and .526 on-base percentage as a senior.

Wilson and Bethel have game experience at first base, as well.

Wilson started there when Tallahassee Community College went 41-22 overall and finished third at the National Junior College Athletic Association National Softball Tournament.

Meanwhile, Bethel spent most of the fall at first base.

Despite the logjam, Richmond says whoever is producing more offensively will likely start at first base.

"It's crowded, but that's a good problem to have," said Richmond. "We have some options and we're going to see how everything plays out."

Freshman **Katy McAllister** (*St. Louis, Mo.*) will also look to contribute on the infield at third and second base. McAllister was a four-time Class 3 All-State selection at Affton High School.

"Katy's defensive game progressed during preseason," said Richmond. "She will add much needed depth to the infield."

### Outfield

The outfield is sparked by the return of starters **Evan Sallis**

(*Muskogee, Okla.*), **Cheyenne Gipson** (*Skiatook, Okla.*) and **Shelby Stein** (*Columbia, Ill.*). The trio combined for a total of 161 starts along the wall last season.

Sallis, a senior, ranked fourth on the team with a .303 batting average and led the OVC with a Southeast single-season record 208 at-bats. She split her time between left and center field with the majority of her starts (42) coming in left.

"Evan has excellent speed and can cover a lot of ground," said Richmond. "She will move to center field this year. She is also our leadoff hitter, who led us in runs scored."

Additionally, Sallis was named to the OVC All-Tournament Team after hitting a team-best .455 with five runs, a triple, two RBI, a .545 slugging percentage and .478 on-base percentage in six games at the league's postseason tournament.

Gipson, who enters her junior year, was an OVC All-Newcomer pick. She started 60 games, including 40 in right field. Gipson posted the Redhawks third-best batting average, hitting .306 with 12 RBI.

"Cheyenne has spent the majority of her time in right field, but she may see some action in center," commented Richmond.

A senior, Stein took advantage of her opportunity to join the starting lineup when Melissa Walker got hurt a year ago. She hit .252 with 13 runs scored and 13 RBI in 56 games and 40 starts. Stein could start in left field.

"Shelby is a player that sometimes goes un-noticed," She is going to make every fundamental play for you and gets great reads on fly balls."

Junior **Simone Patterson** (*Topeka, Kan.*) and sophomores **Renee Terry** (*Florissant, Mo.*) and

### Quick Facts

Location.....	Cape Girardeau, Mo.
Founded.....	1873
Enrollment.....	11,510
Nickname.....	Redhawks
Colors.....	Red and Black
Affiliation.....	NCAA Division I
Conference.....	Ohio Valley
Facility.....	SE Softball Complex (600)
President.....	Dr. Kenneth W. Dobbins
Interim Director of Athletics.....	Cindy Gannon
Website.....	GoSoutheast.com
Ticket Office Phone.....	(573) 651-2113

### Coaching Staff

Head Coach.....	Lana Richmond
Year at Southeast.....	30th
Alma Mater, Year..	Berea College, 1980
Career Record (Yrs.)....	833-613-2 (29)
Record at Southeast (Yrs.).....	Same
Assistant Coaches.....	Killian Roessner, Hallie Blackney

### Team Information

2011 Record.....	31-30
2011 OVC Record/Finish.....	17-12/5th
Position Starters Returning/Lost.....	6/3
Pitchers Returning/Lost.....	4/1
Letterwinners Returning/Lost.....	11/4

**Brittany Smith** (*Barnhart, Mo.*) will challenge.

Patterson hit .400 with 60 hits, 10 doubles, two triples and both a team-high 66 RBI and 15 home runs at Butler County Community College. She started two seasons at the junior college level.

Terry played in 40 games, primarily as a pinch-runner in 2011. She scored 18 runs and had one stolen base.

Smith was a four-year starting center fielder at Seckman High School, earning First-Team All-District, All-Conference and All-Region honors her final two prep campaigns.

"Brittany is a competitor and has a passion for the game. She will challenge for starting time in the outfield," said Richmond. "Simone and Renee give us more depth."





# SOUTHEAST MISSOURI STATE UNIVERSITY REDHAWKS SOFTBALL

## ROSTER

### Numerical

No.	Name	Pos.	Ht.	B-T	Class	Hometown	High School/Previous College
1	Evan Sallis	UT	5-2	L-R	Sr.	Muskogee, Okla.	Muskogee/Oklahoma
2	Shelby Stein	OF	5-6	L-R	Sr.	Columbia, Ill.	Columbia
3	Stefanie Barnes	P	5-10	R-R	Sr.	Union City, Calif.	James Logan
5	Renee Kertz	INF	5-9	R-R	Sr.	St. Louis, Mo.	Notre Dame
6	Renee Terry	INF/OF	5-8	L-R	So.	Florissant, Mo.	Hazelwood West
7	Leah Becker	INF	5-8	R-R	Jr.	Aztec, N.M.	Aztec/Butler County CC
8	Simone Patterson	OF	5-8	R-R	Jr.	Topeka, Kan.	Topeka/Butler County CC
9	Xia Wilson	C/UT	5-6	R-R	Jr.	Fort Collins, Colo.	Rocky Mountain/Tallahassee CC
10	Taylor Cowan	P/UT	5-11	R-R	Jr.	Columbia, Mo.	Hickman/Boston University
11	Kaitlin Wallace	INF	5-7	R-R	Jr.	Newton, Ill.	Newton/Olney Central
12	Katy McAllister	INF/UT	5-4	L-R	Fr.	St. Louis, Mo.	Afton
14	Brittany Smith	OF	5-7	L-L	So.	Barnhart, Mo.	Seckman
15	Alene Bethel	C	5-7	R-R	So.	Veradale, Wash.	University
16	Alora Marble	P	5-8	R-R	So.	Jefferson City, Mo.	Blair Oaks
20	Lindsey Patterson	P/UT	5-7	R-R	Fr.	Anna, Ill.	Anna-Jonesboro
21	Jamie Woodworth	C/UT	5-5	R-R	Fr.	Sparta, Ill.	Sparta
22	Cheyenne Gipson	OF	5-11	L-R	Sr.	Skiatook, Okla.	Skiatook/Northeast Oklahoma A&M
23	Shea Cothren	P/INF	5-7	R-R	So.	Paragould, Ark.	Green County Tech
26	Megan Cidlik	INF	5-10	L-R	Fr.	Pacific, Mo.	Eureka

### Alphabetical

No.	Name	Pos.	Ht.	B-T	Class	Hometown	High School/Previous College
3	Stefanie Barnes	P	5-10	R-R	Sr.	Union City, Calif.	James Logan
7	Leah Becker	INF	5-8	R-R	Jr.	Aztec, N.M.	Aztec/Butler County CC
15	Alene Bethel	C	5-7	R-R	So.	Veradale, Wash.	University
26	Megan Cidlik	INF	5-10	L-R	Fr.	Pacific, Mo.	Eureka
23	Shea Cothren	P/INF	5-7	R-R	So.	Paragould, Ark.	Green County Tech
10	Taylor Cowan	P/UT	5-11	R-R	Jr.	Columbia, Mo.	Hickman/Boston University
22	Cheyenne Gipson	OF	5-11	L-R	Sr.	Skiatook, Okla.	Skiatook/Northeast Oklahoma A&M
5	Renee Kertz	INF	5-9	R-R	Sr.	St. Louis, Mo.	Notre Dame
16	Alora Marble	P	5-8	R-R	So.	Jefferson City, Mo.	Blair Oaks
12	Katy McAllister	INF/UT	5-4	L-R	Fr.	St. Louis, Mo.	Afton
20	Lindsey Patterson	P/UT	5-7	R-R	Fr.	Anna, Ill.	Anna-Jonesboro
8	Simone Patterson	OF	5-8	R-R	Jr.	Topeka, Kan.	Topeka/Butler County CC
1	Evan Sallis	UT	5-2	L-R	Sr.	Muskogee, Okla.	Muskogee/Oklahoma
14	Brittany Smith	OF	5-7	L-L	So.	Barnhart, Mo.	Seckman
2	Shelby Stein	OF	5-6	L-R	Sr.	Columbia, Ill.	Columbia
6	Renee Terry	INF/OF	5-8	L-R	So.	Florissant, Mo.	Hazelwood West
11	Kaitlin Wallace	INF	5-7	R-R	Jr.	Newton, Ill.	Newton/Olney Central
9	Xia Wilson	C/UT	5-6	R-R	Jr.	Fort Collins, Colo.	Rocky Mountain/Tallahassee CC
21	Jamie Woodworth	C/UT	5-5	R-R	Fr.	Sparta, Ill.	Sparta

**Head Coach:** Lana Richmond (30th Season/Berea College, 1980)

**Assistant Coaches:** Killian Roessner (Second Season/LSU, 2008), Hallie Blackney (First Season/Truman State, 2008)

### Roster Breakdown

Total Squad Members.....	19
Seniors .....	5
Juniors .....	5
Sophomores .....	5
Freshmen .....	4

### By Position

Infielders .....	6
Pitchers .....	5
Catchers/Utility .....	4
Outfielders .....	4

### Breakdown by State

Arkansas .....	1
California .....	1
Colorado .....	1
Illinois .....	4
Kansas .....	1
Missouri .....	7
New Mexico .....	1
Oklahoma .....	2
Washington .....	1

### Other Team Information

Position Starters Returning.....	6
Position Starters Lost .....	3
Pitchers Returning .....	4
Pitchers Lost .....	1
Letterwinners Returning .....	11
Letterwinners Lost .....	4
Bats Left .....	7
Throws Left .....	1
Division I Transfers .....	2
Junior College Transfers .....	5





# SOUTHEAST MISSOURI STATE UNIVERSITY REDHAWKS SOFTBALL

## ROSTER



### Catchers/Utility (4)

No.	Name	Pos.	Ht.	B-T	Class	Hometown	High School/Previous College
1	Evan Sallis	UT	5-2	L-R	Sr.	Muskogee, Okla.	Muskogee/Oklahoma
9	Xia Wilson	C/UT	5-6	R-R	Jr.	Fort Collins, Colo.	Rocky Mountain/Tallahassee CC
15	Alene Bethel	C	5-7	R-R	So.	Veradale, Wash.	University
21	Jamie Woodworth	C/UT	5-5	R-R	Fr.	Sparta, Ill.	Sparta

### Infielders (6)

5	Renee Kertz	INF	5-9	R-R	Sr.	St. Louis, Mo.	Notre Dame
6	Renee Terry	INF/OF	5-8	L-R	So.	Florissant, Mo.	Hazelwood West
7	Leah Becker	INF	5-8	R-R	Jr.	Aztec, N.M.	Aztec/Butler County CC
11	Kaitlin Wallace	INF	5-7	R-R	Jr.	Newton, Ill.	Newton/Olney Central
12	Katy McAllister	INF/UT	5-4	L-R	Fr.	St. Louis, Mo.	Aftton
26	Megan Cidlik	INF	5-10	L-R	Fr.	Pacific, Mo.	Eureka

### Outfielders (4)

2	Shelby Stein	OF	5-6	L-R	Sr.	Columbia, Ill.	Columbia
8	Simone Patterson	OF	5-8	R-R	Jr.	Topeka, Kan.	Topeka/Butler County CC
14	Brittany Smith	OF	5-7	L-L	So.	Barnhart, Mo.	Seckman
22	Cheyenne Gipson	OF	5-11	L-R	Sr.	Skiatook, Okla.	Skiatook/Northeast Oklahoma A&M

### Pitchers (5)

3	Stefanie Barnes	P	5-10	R-R	Sr.	Union City, Calif.	James Logan
10	Taylor Cowan	P/UT	5-11	R-R	Jr.	Columbia, Mo.	Hickman/Boston University
16	Alora Marble	P	5-8	R-R	So.	Jefferson City, Mo.	Blair Oaks
20	Lindsey Patterson	P/UT	5-7	R-R	Fr.	Anna, Ill.	Anna-Jonesboro
23	Shea Cothren	P/INF	5-7	R-R	So.	Paragould, Ark.	Green County Tech

### Position Starters Returning (2011 Stats)

	GP/GS	BAvg.
Renee Kertz.....	61/61	.328
Cheyenne Gipson.....	61/60	.306
Evan Sallis.....	61/61	.303
Taylor Cowan.....	61/61	.279
Kaitlin Wallace.....	61/61	.259
Shelby Stein.....	56/40	.252

### Position Starters Lost (2011 Stats)

	GP/GS	BAvg.
Carmen Fowler.....	61/61	.386
Shelby Kuryllo.....	53/45	.279
Nicole Troncoso.....	59/56	.271

### Pitchers Returning (2011 Stats)

	A/GS	ERA
Alora Marble.....	41/24	2.99
Stefanie Barnes.....	24/5	4.17
Taylor Cowan.....	34/7	4.65
Shea Cothren.....	36/24	5.48

### Pitchers Lost (2011 Stats)

	A/GS	ERA
Whitney Dupuis.....	4/1	3.94

**Head Coach:** Lana Richmond (30th Season/Berea College, 1980)

**Assistant Coaches:** Killian Roessner (Second Season/LSU, 2008), Hallie Blackney (First Season/Truman State, 2008)





# SOUTHEAST MISSOURI STATE UNIVERSITY REDHAWKS SOFTBALL

## MEET THE REDHAWKS



**Evan Sallis**  
UT • 5-2 • L/R • Sr.  
Muskogee, Okla.



**Shelby Stein**  
OF • 5-6 • L/R • Sr.  
Columbia, Ill.



**Stefanie Barnes**  
P • 5-10 • R/R • Sr.  
Union City, Calif.



**Renee Kertz**  
INF • 5-9 • R/R • Sr.  
St. Louis, Mo.




**Lana Richmond**  
Head Coach  
30th Season



**Renee Terry**  
INF/OF • 5-8 • L/R • So.  
Florissant, Mo.




**Leah Becker**  
INF • 5-8 • R/R • Jr.  
Aztec, N.M.



**Simone Patterson**  
OF • 5-8 • R/R • Jr.  
Topeka, Kan.



**Xia Wilson**  
C/UT • 5-6 • R/R • Jr.  
Fort Collins, Colo.



**Killian Roessner**  
Assistant Coach  
Second Season



**Taylor Cowan**  
P/UT • 5-11 • R/R • Jr.  
Columbia, Mo.




**Kaitlin Wallace**  
INF • 5-7 • R/R • Jr.  
Newton, Ill.



**Katy McAllister**  
INF/UT • 5-4 • L/R • Fr.  
St. Louis, Mo.



**Brittany Smith**  
OF • 5-7 • L/L • So.  
Barnhart, Mo.




**Hallie Blackney**  
Assistant Coach  
First Season



**Alene Bethel**  
C • 5-7 • R/R • So.  
Veradale, Wash.




**Alora Marble**  
P • 5-8 • R/R • So.  
Jefferson City, Mo.




**Lindsey Patterson**  
P/UT • 5-7 • R/R • Fr.  
Anna, Ill.




**Jamie Woodworth**  
C/UT • 5-5 • R/R • Fr.  
Sparta, Ill.



**Cheyenne Gipson**  
OF • 5-11 • L/R • Sr.  
Skiatook, Okla.



**Shea Cothren**  
P/INF • 5-7 • R/R • So.  
Paragould, Ark.



**Megan Cidlik**  
INF • 5-10 • L/R • Fr.  
Pacific, Mo.





# SOUTHEAST MISSOURI STATE UNIVERSITY REDHAWKS SOFTBALL

## 2012 CALENDAR SCHEDULE

### FEBRUARY

Sunday	Monday	Tuesday	Wednesday	Thursday	Friday	Saturday
			1	2	3	4
5	6	7	8	9 at Jackson State, 4 p.m. 	10 vs. Grambling State, 10 a.m. vs. IUPUI, 2 p.m.  	11 vs. Grambling State, 9 a.m. at UL Monroe, 3 p.m.  
12 vs. Northwestern State, 11 a.m. 	13	14	15	16	17	18
19	20	21	22	23	24 vs. Miami (Ohio), 5 p.m. vs. Western Illinois, 7 p.m.  	25 vs. Northern Iowa, 6 p.m. vs. Missouri State, 8 p.m.  
26 at Memphis, 3 p.m. 	27	28	29			

### MARCH

Sunday	Monday	Tuesday	Wednesday	Thursday	Friday	Saturday
				1	2	3 vs. Saint Louis, 1 p.m. vs. Missouri, 3 p.m.  
4 at UMKC, 11 a.m. vs. Missouri State, 1 p.m.  	5	6	7	8	9	10 Morehead State* (DH), 1 p.m. 
11 Morehead State*, 1 p.m. 	12	13	14 at Indiana State (DH), 3 p.m. 	15 at Evansville (DH), 3 p.m. 	16	17 at Eastern Kentucky* (DH), Noon 
18 at Eastern Kentucky*, Noon 	19	20	21 at UT Martin* (DH), 3 p.m. 	22	23	24 SIU Edwardsville* (DH), 1 p.m. 
25 SIU Edwardsville*, 1 p.m. 	26	27	28	29 UT Martin*, 5 p.m. 	30	31 at Tennessee Tech* (DH), 1 p.m. 


















# SOUTHEAST MISSOURI STATE UNIVERSITY REDHAWKS SOFTBALL

## 2012 CALENDAR SCHEDULE

### APRIL

Sunday	Monday	Tuesday	Wednesday	Thursday	Friday	Saturday
1 at Tennessee Tech*, 1 p.m. 	2	3	4 Eastern Illinois* (DH), 3 p.m. 	5	6 Jacksonville State* (DH), 2 p.m. 	7 Jacksonville State*, 1 p.m. 
8	9	10	11 Middle Tennessee, 3 p.m. 	12	13	14 at Austin Peay* (DH), 1 p.m. 
15 at Austin Peay*, 1 p.m. 	16	17	18 at Eastern Illinois*, 5 p.m. 	19	20	21 Tennessee State* (DH), 1 p.m. 
22 Tennessee State*, 1 p.m. 	23	24	25 at Southern Illinois, 5 p.m. 	26	27	28 at Murray State* (DH), 1 p.m. 
29 at Murray State*, 1 p.m. 	30					

### MAY

Sunday	Monday	Tuesday	Wednesday	Thursday	Friday	Saturday
		1 at Saint Louis (DH), 3 p.m. 	2 Belmont (DH), 5 p.m. 	3	4	5
6	7	8	9	10 OVC Softball Tournament 	11 OVC Softball Tournament 	12 OVC Softball Tournament 
13	14	15	16	17	18	19
20	21	22	23	24	25	26
27	28	29	30	31	*- OVC Game  Home Games All times Central and subject to change	





**SOUTHEAST MISSOURI STATE UNIVERSITY REDHAWKS  
COACHES**







# SOUTHEAST MISSOURI STATE UNIVERSITY REDHAWKS SOFTBALL

## COACHES



**LANA RICHMOND**

► Head Coach  
► 30th Season  
► Berea College, 1980

Lana Richmond begins her 30th season as head coach at Southeast Missouri.

Richmond, who has the longest consecutive tenure of any Southeast and current Ohio Valley Conference coach, ranks 14th all-time in victories among NCAA Division I head coaches.

Richmond first took over as head coach in 1982 and built her program from the ground up. She started with only two scholarships, and nine years later, guided her 1991 team to the school's first-ever NCAA Final Four appearance. Richmond and that team were inducted into the Southeast Athletics Hall of Fame on Dec. 9, 2011.

Over the past 29 seasons, Richmond has experienced unparalleled success, climbing the ranks to become the winningest coach in Ohio Valley Conference history. She has led her Southeast Missouri teams to four NCAA Division II Tournament berths, one NCAA Division II Final Four, one NCAA Division I Tournament appearance, five OVC regular-season titles and five OVC Tournament crowns.

In nearly three decades, Richmond has coached nine All-Americans, 36 First-Team All-OVC selections, four OVC Player of the Year honorees, three OVC Pitcher of the Year award-winners and one OVC Freshman of the Year.

Southeast Missouri was a Division II member and affiliate of

the Missouri Intercollegiate Athletic Association (MIAA) during its first 10 seasons under Richmond. Southeast made NCAA Tournament appearances in 1986, 1987, 1989 and 1991 at that level. The 1986 squad finished with a school record 40 wins. Richmond's efforts culminated in her being named the NCAA Division II Regional Coach of the Year in 1987 and 1991.

Richmond's teams continued to achieve high levels of success after Southeast joined the NCAA Division I ranks in 1992. The Redhawks dominated the OVC in the 1990s, securing five-straight OVC regular-season championships (1995-99) and five OVC Tournament crowns -- including four in a row from 1996-99. The 1999 team, which went 31-17 overall and 16-2 in league play, advanced to the NCAA Regional in Tucson, Ariz. In addition, Southeast produced 30 or more wins in 10 of its 20 NCAA Division I seasons.

A five-time OVC Coach of the Year, Richmond has reached plenty of milestones throughout her decorated career.

Most recently, she became the 42nd softball coach in NCAA history to get 800 career victories when the Redhawks beat SIU Edwardsville, 3-2, on Apr. 22, 2010.

Richmond has coached over 250 student-athletes who have played the biggest part in making Southeast a valid contender year-in and

year-out.

"It's all about the student-athletes who have worn a Southeast uniform," said Richmond. "They are the ones who have performed on the field. I have just been fortunate to guide them through this wonderful journey over the last 29 years."

To Richmond's credit, these individuals were just as impressive in the classroom.

In fact, the Redhawks ranked 84th among the 2010-11 National Fastpitch Coaches Association All-

Academic Teams with a 3.19 GPA. It marked the 12th-straight season where Southeast has earned NFCA All-Academic recognition. The Redhawks also improved their ranking by seven spots after being voted 91st the year before. Additionally, Southeast placed itself among the top-10 academic teams six times, with the 2002 squad earning the highest ranking after sporting the nation's second-best GPA.

"This accomplishment is a tribute



### Richmond's Milestone Wins

No.	Opponent	Date	Score
1	vs. SIU Edwardsville .....	April 12, 1983	4-3
50	vs. Saint Louis.....	1985	4-0
100	vs. Akron .....	April 8, 1986	2-1
150	vs. Lock Haven .....	1988	1-0
200	vs. Lake Superior State.....	March 6, 1990	3-2
250	vs. Quincy .....	March 19, 1991	7-0
300	vs. Maine.....	March 10, 1993	3-2
350	vs. Morehead State .....	April 9, 1994	11-5
400	vs. Eastern Kentucky .....	April 28, 1995	3-2
450	vs. Morehead State.....	March 31, 1997	6-0
500	vs. Southern Illinois.....	March 28, 1998	3-2
550	vs. Tennessee Tech.....	May 1, 1999	5-2
600	vs. Saint Louis.....	April 18, 2001	11-3
650	vs. Austin Peay .....	April 7, 2004	8-0
700	vs. Evansville .....	March 29, 2006	10-1
750	vs. Middle Tennessee .....	April 9, 2008	6-4
800	vs. SIU Edwardsville .....	April 22, 2010	3-2



# SOUTHEAST MISSOURI STATE UNIVERSITY REDHAWKS SOFTBALL

## COACHES

to our student-athletes and the high standards they have set for themselves,” commented Richmond. “This is reinforced by the priority placed on academics instilled in this program.”

Richmond has been a member of the NFCA since 1987 and served on the NCAA Division II All-American and Regional Ranking Committees. She last served a two-year stint on the NCAA Division I South Region Ranking Committee and NFCA Top-25.

A 1980 graduate of Berea College (Ky.), Richmond began her coaching career at Georgetown College, before becoming both the head volleyball and softball coach at Southeast.

As a volleyball coach, Richmond led Southeast to a 203-91 record in seven seasons before choosing to concentrate solely on softball.

Richmond also served as Senior Woman Administrator and Assistant Director of Athletics at Southeast for over 20 years prior to relinquishing those duties so she could devote more time to family and coaching softball.

“Coaching at Southeast has been an honor and I believe it has been my calling,” quoted Richmond. “I am grateful Southeast has granted me the opportunity to work and coach here.”

Richmond, and her husband, Tim, have a 19-year old daughter, Jordyn, who is a freshman at Southeast Missouri.

### Richmond's Year-by-Year Records

<u>Year</u>	<u>School</u>	<u>Conference Record</u>	<u>Conference Record</u>	<u>Finish</u>	<u>Postseason</u>
1983	Southeast Missouri	13-10	3-3 / MIAA	-	-
1984	Southeast Missouri	25-8	8-2 / MIAA	-	-
1985	Southeast Missouri	32-17	9-2 / MIAA	-	-
1986	Southeast Missouri	40-16	13-5 / MIAA	-	NCAA South Regional
1987	Southeast Missouri	39-13	9-3 / MIAA	-	NCAA Central Regional
1988	Southeast Missouri	21-20	4-8 / MIAA	-	-
1989	Southeast Missouri	37-21	6-2 / MIAA	-	NCAA South Regional
1990	Southeast Missouri	28-21	5-5 / MIAA	-	-
1991	Southeast Missouri	38-14	11-4 / MIAA	-	NCAA Final Four
<b>NCAA Division II Totals</b>		<b>273-140 (.661)</b>	<b>68-34 (.667)</b>	-	-
1992	Southeast Missouri	35-18	-	-	-
1993	Southeast Missouri	30-19	-	-	-
1994	Southeast Missouri	36-22	17-9 / OVC	3rd	OVC Tournament Champions
1995	Southeast Missouri	38-20	22-4 / OVC	1st*	-
1996	Southeast Missouri	39-9	22-2 / OVC	1st*	OVC Tournament Champions
1997	Southeast Missouri	33-23-1	20-5 / OVC	1st*	OVC Tournament Champions
1998	Southeast Missouri	38-13-1	16-2 / OVC	1st*	OVC Tournament Champions
1999	Southeast Missouri	31-17	16-2 / OVC	1st*	OVC Tournament Champions, NCAA Regional (Tucson, Ariz.)
2000	Southeast Missouri	31-24	17-7 / OVC	3rd	-
2001	Southeast Missouri	25-25	16-5 / OVC	2nd	-
2002	Southeast Missouri	14-27	9-12 / OVC	5th	-
2003	Southeast Missouri	18-29	11-9 / OVC	4th	-
2004	Southeast Missouri	16-36	10-14 / OVC	6th	-
2005	Southeast Missouri	27-28	13-14 / OVC	5th	-
2006	Southeast Missouri	28-24	14-13 / OVC	5th	-
2007	Southeast Missouri	20-29	11-16 / OVC	8th	-
2008	Southeast Missouri	24-28	11-16 / OVC	8th	-
2009	Southeast Missouri	29-21	16-8 / OVC	2nd	-
2010	Southeast Missouri	17-31	6-17 / OVC	10th	-
2011	Southeast Missouri	31-30	17-12 / OVC	5th	-
<b>NCAA Division I Totals</b>		<b>560-473-2 (.542)</b>	<b>264-167 (.613)</b>	-	-
<b>Career Record</b>		<b>833-613-2 (.576)</b>			

\* OVC Regular-Season Champions

#### Coaching Honors

- 1987 NCAA Division II Regional Coach of the Year
- 1991 NCAA Division II Regional Coach of the Year
- 1995 OVC Coach of the Year
- 1996 OVC Coach of the Year
- 1997 OVC Coach of the Year
- 1998 OVC Coach of the Year
- 2009 OVC Coach of the Year
- Inducted into the Southeast Athletics Hall of Fame in 2011 as coach of the 1991 Softball Team, which made the school's only NCAA Final Four appearance.

#### Current NCAA Rankings

- 14th in Victories (min. 5 years as Division I head coach)
- 26th in Victories (min. 10 years as Division I head coach)
- 40th in Victories (All Divisions)





# SOUTHEAST MISSOURI STATE UNIVERSITY REDHAWKS SOFTBALL

## COACHES



**KILLIAN ROESSNER**

- » Assistant Coach
- » Second Season
- » LSU, 2008

Killian Roessner enters her second year as an assistant coach at Southeast. Roessner coaches the pitchers and catchers, and serves as the team's recruiting coordinator.

Roessner's pitching staff worked a Southeast single-season record 408.1 innings in 61 games during her first year in 2011. Four pitchers, including Alora Marble, Taylor Cowan, Shea Cothren and Stefanie Barnes combined for the Redhawks 31 victories last season, all of which return in 2012.

Roessner's pitchers recorded 223 strikeouts a year ago, marking the school's fifth-most in a single-season. Marble was named Second-Team All-Ohio Valley Conference and garnered a spot on the league's All-Newcomer Team after leading the Redhawks in wins (18), appearances (41), starts (24), ERA (2.99), complete games (12), shutouts (2), saves (3), innings (159.1) and strikeouts (97) as a true freshman.

Prior to Southeast, Roessner spent two years as an assistant coach at the University of Memphis. She assisted in coaching the pitchers and catchers, helping lead the Tigers to a 1.97 ERA in 2010.

Roessner coached pitcher/utility player Vanessa Walle, who became just the second player in Memphis history to be named to the Louisville Slugger/NFCA Midwest All-Region Team.

Roessner's other duties at Mem-

phis included recruiting, monitoring academic progress, managing the program's booster club, coordinating team travel and assisting with game preparation.

A native of Manasquan, N.J., Roessner was a four-year starter at LSU from 2005-08. She was a First-Team NFCA All-American in 2007. Roessner finished her career hitting .288 with 21 home runs, 109 RBI and 64 runs scored, starting 214 of 236 games.



**HALLIE BLACKNEY**

- » Assistant Coach
- » First Season
- » Truman State, 2008

Hallie Blackney is the newest member of the Southeast Missouri softball coaching staff.

Blackney, who is in charge of hitting, comes to Southeast after working the last two years as a graduate assistant at Bemidji State.

A native of Maryville, Mo., Blackney helped coach the pitchers and catchers, organized and implemented practice plans, and developed the strength and conditioning program in her previous coaching role at Bemidji State.

Prior to that, Blackney worked as an intern with the University of Missouri softball program, where she helped with recruiting and assisted with the Tigers summer camps.

An All-State catcher at Maryville High School, Blackney went on to earn All-MIAA honors as a utility player at Truman State. She started games at catcher, third base and shortstop during her college career. In addition, Blackney was named to the MIAA Commissioner's Academic Honor Roll.





# SOUTHEAST MISSOURI STATE UNIVERSITY REDHAWKS SOFTBALL

## ATHLETICS STAFF



**Cindy Gannon**  
Interim Director of Athletics



**Brady Barke**  
Interim Associate Director of  
Athletics/Compliance



**Torry Rollins**  
Assistant Director of Athletics  
Finance



**Kent Phillips**  
Coordinator of Facilities and  
Event Management



**Sharon Burgard**  
Director of Academic  
Services




**Alfred Castillo**  
Head Athletic Trainer



**Jeff Honza**  
Sports Information Director



**Rachel Blunt**  
Compliance Assistant



**Nate Saverino**  
Coordinator of Marketing  
and Promotions




**Robby Rasco**  
Equipment Manager



**Jan Onderdonk**  
Senior Administrative  
Assistant



**Ryan Johnson**  
Strength & Conditioning  
Coach



**Amanda Martin**  
Assistant Athletic Trainer



**Maria Dominguez**  
Assistant Athletic Trainer



**Israel Kirk**  
Graduate Assistant  
Academic Services



**Joyce Penny**  
Ticket Manager  
Student Accountant



**Marcia Hendrix**  
Assistant Ticket Manager  
Insurance



**Natalie Williams**  
Academic Services Assistant



**Kelly Benacka**  
Graduate Assistant  
Academic Services



**Phil Lady**  
Graduate Assistant  
Marketing



15 Seasons with 30 or  
More Wins

1985  
1986  
1987  
1989  
1991  
1992  
1993  
1994  
1995  
1996  
1997  
1998  
1999  
2000  
2011

**LANA RICHMOND**

By the Numbers

OVC Coach of the Year  
1995 • 1996 • 1997  
1998 • 2009



NCAA Division II Regional  
Coach of the Year  
1987 • 1991

29 Seasons • 833 Victories • 36 First-Team All-OVC Selections  
16 Hall of Famers • 9 All-Americans • 5 NCAA Appearances  
1 NCAA Final Four • 5 OVC Tournament Titles  
5 OVC Regular-Season Titles • 4 OVC Players of the Year  
3 OVC Pitchers of the Year • 2 OVC Female Athletes of the Year  
1 OVC Freshman of the Year





**SOUTHEAST MISSOURI STATE UNIVERSITY REDHAWKS  
PLAYER PROFILES**







# SOUTHEAST MISSOURI STATE UNIVERSITY REDHAWKS SOFTBALL

## RETURNEES



**STEFANIE BARNES**

»Pitcher  
»Senior  
»5-10 »R/R  
»Union City, Calif.  
»James Logan H.S.

»**2011:** Appeared in 24 games and made five starts...Posted a 3-2 record with 33 strikeouts in 40.1 innings...Ranked fourth on the team in strikeouts...Went undefeated at 2-0 and tossed one shutout over 12 appearances in conference play...Struck out two in a five-inning complete game shutout at Tennessee State (4/10)...Did not allow a run in eight of her appearances...Recorded a season-high four strikeouts in 2.2 relief innings vs. Indiana State (3/6)...Gave up just one hit and struck out two in 3.2 relief innings in the OVC Tournament Championship against Jacksonville State (5/15)...Longest relief outing was five innings at UL Monroe (2/12)...Picked up her first win in her first start of the season vs. Tennessee Tech (3/19)...She worked 2.2 innings in that game...Named to the OVC Commissioner's Honor Roll...Southeast Scholar-Athlete.

»**2010:** Southeast's No. 1 pitcher, who finished with an 11-17 record in 33 appearances and 26 starts...Fashioned a 3.79 ERA...Led the team in 12 categories, including wins, appearances, starts, ERA, shutouts (3), saves (1), innings (179) and strikeouts (89)...Ranked second in the OVC with 21 complete games...Was fourth in the league in innings, fifth in starts and sixth in shutouts...Recorded four wins and posted a 3.20 ERA with 12 complete games in OVC play...Earned her first win of the season when she tossed a complete game four-hitter at Jackson State (2/11)...Struck out six in a four-hit shutout at Eastern Kentucky (3/27)...Allowed just two hits vs. Tennessee State (4/9)...Registered a season-high nine strikeouts in a nine-inning victory over SIU Edwardsville (4/22)...Posted a 7-6 record against non-conference opponents...Started five games as designated player...Had first career hit

and walk vs. UT Martin (5/1)...Named to the OVC Commissioner's Honor Roll...Southeast Scholar-Athlete.

»**2009:** Split time as the Redhawks No. 2 pitcher...Went 3-4 in 16 appearances and 10 starts...Ranked second on the team with six complete games and two shutouts...Averaged 4.86 strikeouts per game, ranking second on the team in that category...Had 41 strikeouts in 59 innings...Made six relief appearances...Tossed back-to-back shutouts vs. Saint Louis (3/7) and North Carolina A&T (3/17)...Picked up her first career victory against the Billikens...Recorded a season-high nine strikeouts in a complete game seven-inning win over Missouri-St. Louis (4/1)...Played eight games as designated player...Named to the OVC Commissioner's Honor Roll...Southeast Scholar-Athlete.

»**Prep:** First-Team All-State selection at James Logan High School...Posted a 25-3 record and boasted a 0.50 earned run average, while striking out 277 in 182 innings during her senior year...Threw one perfect game, three no-hitters and 15 shutouts...Led her team to a 25-4 record and conference championship her senior season...Hit .430 with three home runs and 32 RBI...Garnered *Alameda News Group* Player and Pitcher of the Year honors...*San Francisco Chronicle* First-Team All-Softball honoree...Went 17-6 with a 0.67 ERA and 249 strikeouts in 157 innings as a junior...Played on the San Jose Lady Sharks club team.

»**Personal:** Born June 19, 1990...Majoring in Exercise Science...Daughter of Steve and Lynn Barnes.

### Barnes' Career-Highs

Innings	9.0	.....at SIU Edwardsville (4/22/10)
Fewest Hits	0	.....10x, last vs. Eastern Kentucky (5/7/11)
Most Hits	16	.....vs. Illinois State (3/11/10)
Fewest Runs	0	.....17x, last vs. Eastern Kentucky (5/7/11)
Most Runs	12	.....vs. Illinois State (3/11/10)
Fewest Walks	0	.....14x, last vs. Eastern Kentucky (5/7/11)
Strikeouts	9	.....2x, last at SIU Edwardsville (4/22/10)

### Stefanie Barnes' Career Statistics at Southeast Missouri

Year	ERA	W-L	APP	GS	CG	SHO	SV	IP	H	R	ER	BB	SO	2B	3B	HR	AB	B/Avg.	WP	HBP	BK	SFA	SHA
2009	5.22	3-4	16	10	6	2/0	0	59.0	78	52	44	29	41	9	1	8	294	.317	5	8	0	5	6
2010	3.79	11-17	33	26	21	3/0	1	179.0	197	133	97	101	89	26	3	10	859	.276	4	22	0	6	16
2011	4.17	3-2	24	5	1	1/0	0	40.1	37	26	24	23	33	1	0	7	191	.240	3	12	0	0	2
Totals	4.15	17-23	73	41	28	6/0	1	278.1	312	211	165	153	163	36	4	25	1344	.280	12	42	0	11	24

### Stefanie Barnes' Career Statistics in Ohio Valley Conference Games

Year	ERA	W-L	APP	GS	CG	SHO	SV	IP	H	R	ER	BB	SO	2B	3B	HR	AB	B/Avg.	WP	HBP	BK	SFA	SHA
2009	9.29	1-2	6	4	2	0/0	0	17.1	28	25	23	11	11	2	0	5	99	.341	0	2	0	1	3
2010	3.20	4-11	18	14	12	3/0	1	98.1	95	60	45	48	48	11	1	8	449	.252	0	15	0	2	7
2011	4.63	2-0	12	4	1	1/0	0	19.2	19	13	13	11	17	0	0	4	94	.253	0	8	0	0	0
Totals	4.19	7-13	36	22	15	4/0	1	135.1	142	98	81	70	76	13	1	17	642	.266	0	25	0	3	10



**3 STEFANIE BARNES**








# SOUTHEAST MISSOURI STATE UNIVERSITY REDHAWKS SOFTBALL

## RETURNEES



### ALENE BETHEL

15

- \*Catcher
- \*Sophomore
- \*5-7 \*R/R
- \*Veradale, Wash.
- \*University H.S.

►►**2011:** Played in 33 games and started 17 at catcher...Had nine hits, one run scored and seven RBI...Drew four walks and was hit by a pitch once...Registered a season-high two hits when she went 2-for-3 with two RBI vs. Evansville (3/23)...Posted hits in back-to-back games when she had one apiece vs. Western Kentucky (2/25) and Louisiana Tech (2/26)...Also had two RBI vs. Eastern Illinois (4/19)...Did not commit an error all season...Made first career start and had first career hit vs. Western Kentucky (2/25)...Named to Ohio Valley Conference Commissioner's Honor Roll...Southeast Scholar-Athlete.

►►**Prep:** Earned All-Conference honors in each of her four years at University High School...Four-year starter...Started as her team's designated player as a freshman and served as the team's starting catcher her last three prep campaigns...Two-time Defensive Most Valuable Player...Hit .480 with 21 RBI as a junior...Garnered Spokane Female Athlete of the Week accolades...Played in the Washington State Senior All-Star Challenge Game...Led her team to a Greater Spokane League Championship in 2009...Helped her team to District titles in 2007 and 2010...Member of the 2009 4A Academic State Champions for softball...University High School Athletic Hall of Fame inductee...Played on the Washington Spirit Gold summer league team.

►►**Personal:** Born September 25, 1992...Undecided on her major...Daughter of Bob and Debbie Bethel.

### Bethel's Career-Highs

At-Bats	3	..... 11x, last vs. Saint Louis (5/4/11)
Runs	1	.....vs. Western Kentucky (2/25/11)
Hits	2	..... vs. Evansville (3/23/11)
Doubles	-	.....
Triples	-	.....
Home Runs	-	.....
RBI	2	..... 2x, last vs. Eastern Illinois (4/19/11)
Stolen Bases	-	.....

### Alene Bethel's Career Statistics at Southeast Missouri

Year	Avg.	GP-GS	AB	R	H	2B	3B	HR	RBI	TB	SLG%	BB	HBP	SO	GDP	OB%	SF	SH	SB-ATT	PO	A	E	FLD%
2011	.153	33-17	59	1	9	0	0	0	7	9	.153	4	1	18	0	.219	0	0	0-0	62	6	0	1.000

### Alene Bethel's Career Statistics in Ohio Valley Conference Games

Year	Avg.	GP-GS	AB	R	H	2B	3B	HR	RBI	TB	SLG%	BB	HBP	SO	GDP	OB%	SF	SH	SB-ATT	PO	A	E	FLD%
2011	.105	12-4	19	0	2	0	0	0	3	2	.105	0	0	4	0	.105	0	0	0-0	17	3	0	1.000



**15**  
**ALENE BETHHEL**







# SOUTHEAST MISSOURI STATE UNIVERSITY REDHAWKS SOFTBALL

## RETURNEES



**SHEA COTHREN**

**23**

»Pitcher/Infield  
»Sophomore  
»5-7 »R/R  
»Paragould, Ark.  
»Green County Tech

»**2011:** Pitched in 36 games and tied a team-high 24 starts as a true freshman...Ranked third on the team in wins (4) and second in strikeouts (54)...Ranked second on the team in saves (2) and complete games (3)...Worked a total of 101 innings...Registered three of her victories against Ohio Valley Conference opponents...Also struck out 35 in 62.2 innings in league play...Made first career start vs. Northwestern State (2/11)...Recorded a season-high six strikeouts at Jacksonville State (3/27)...Earned her first career win when she struck out two in 1.1 innings vs. Louisiana Tech (2/26)...Recorded three or more strikeouts in nine of her appearances...Picked up her first career save vs. Indiana State (4/6)...Longest outing was 7.2 innings vs. Evansville (3/23)...Tossed at least six innings in four other starts.

»**Prep:** Garnered All-State honors and was named to the state's All-Tournament team as a senior at Green County Tech...First-Team All-Conference selection...Four-year letterwinner...Put together a 17-8-2 record as a senior, averaging 11.1 strikeouts per game...Struck out 15 in the opening game of the 2010 State Tournament...Also recorded a combined 22 strikeouts in a doubleheader...Finished at 18-7 with 238 strikeouts her junior year...Led her team to four-straight State Tournament appearances...Green County Tech reached the Final-Four in 2009 and advanced to the quarterfinals in 2010...Landed a spot on the Arkansas East All-Star Team...Became the first player in Green County Tech softball history to sign with an NCAA Division I school...Played on the Indy Dream 18 Gold summer league team...Was a member of the 2009 USFA 18-and-under championship team...Led her

team to a second-place finish at the USFA 16-and-under National Tournament.

»**Personal:** Born March 13, 1992...Majoring in Nursing...Daughter of Gary and Christy Cothren.

### Cothren's Career-Highs

Innings	7.2	vs. Evansville (3/23/11)
Fewest Hits	0	4x, last at Morehead State (4/30/11)
Most Hits	9	vs. Eastern Kentucky (5/7/11)
Fewest Runs	0	8x, last vs. Saint Louis (5/4/11)
Most Runs	6	2x, last vs. Eastern Kentucky (5/7/11)
Fewest Walks	0	9x, last vs. Saint Louis (5/4/11)
Strikeouts	6	at Jacksonville State (3/27/11)

### Shea Cothren's Career Statistics at Southeast Missouri

Year	ERA	W-L	APP	GS	CG	SHO	SV	IP	H	R	ER	BB	SO	2B	3B	HR	AB	B/Avg.	WP	HBP	BK	SFA	SHA
2011	5.48	4-12	36	24	3	0/0	2	101.0	128	85	79	60	54	29	2	12	490	.321	10	12	0	4	15

### Shea Cothren's Career Statistics in Ohio Valley Conference Games

Year	ERA	W-L	APP	GS	CG	SHO	SV	IP	H	R	ER	BB	SO	2B	3B	HR	AB	B/Avg.	WP	HBP	BK	SFA	SHA
2011	5.47	3-6	20	12	1	0/0	1	62.2	80	53	49	37	35	14	2	8	303	.323	6	7	0	1	10



23 SHEA COTHREN







# SOUTHEAST MISSOURI STATE UNIVERSITY REDHAWKS SOFTBALL

## RETURNEES



► **2011:** One of five Redhawks to start all 61 games...Made 49 starts at first base, 12 as designated player and seven at pitcher...Ranked fifth on the team with a .279 batting average...Tied a team-high 12 doubles and ranked second with eight home runs...Had 31 RBI and drew 16 walks...Went 6-8 with a 4.65 ERA, while ranking second on the team in wins and innings (102.1)...Finished third on the team with 38 strikeouts and earned one save...Threw two complete games...Led the Ohio Valley Conference with 27 games in relief...Tied for fifth in the conference in doubles...Hit .333 with five doubles, two home runs and 16 RBI in 29 conference starts...Recorded two wins and 16 strikeouts against league foes...Had a 10-game hitting streak from Mar. 30-Apr. 10, second-longest on the team...Had nine multiple-hit games and drove in two or more runs on eight occasions...Scored a season-high three runs at Jacksonville State (3/26)...Hit first home run vs. Western Kentucky (2/25)...Had a season-high three hits at SIU Edwardsville (3/12)...Allowed just two hits in her first 12.1 innings at the OVC Tournament...Gave up only two runs in a season-long seven innings to secure a win against Jacksonville State (5/14)...Named to the OVC Commissioner's Honor Roll...Southeast Scholar-Athlete.

► **2010 (Boston University):** America East Conference All-Rookie Team selection...Started all 57 games...Made 20 starts at first base, 35 in the outfield and two in the circle...Hit .202 with 34 hits, 23 runs scored, eight doubles, three home runs and 24 RBI...Eleven of her hits went for extra bases...Registered multiple-hits six times and multiple-RBI on four occasions...Finished with three RBI in three games...Made five appearances and two starts as a pitcher...Held a 1-1 record and 1.70 ERA in 12.1 innings of work...Pitched a complete game shutout in her first career start against Bryant University (3/14)...Hit the game-winning home run in the America East Conference Championship Tournament, helping the Terriers clinch their second-straight conference title and an NCAA berth...Hit .500 (5-for-10) with three runs and two RBI for the tournament,

garnering All-Championship Team accolades...Had two doubles, three RBI and three runs scored vs. Toledo (3/14)...Hit a three-run home run at Harvard (3/25)...Blasted her first career home run against Charlotte (2/27)...Ranked third on the team with 191 putouts...Named America East Conference Rookie of the Week (4/13)...Member of the Dean's List.

► **Prep:** Four-time All-District and three-time All-Region honoree at Hickman High School...Earned Second-Team All-State honors as a senior...Etched her name in the Missouri state career records, ranking third all-time in games pitched (101), third in games started (100), fourth in innings (6,481) and 14th in strikeouts (836)...Compiled a 69-29 record in her prep career...Led Hickman to a District Championship and State Sectional appearance as a senior...Struck out 274 and owned a 0.82 ERA that year...Also lettered in basketball and soccer...Member of the National Honor Society and Health Science Club...Inducted into the Hickman High School Hall of Fame following her outstanding prep career...Played for the Missouri Rattlers during summer league competition.

► **Personal:** Born June 22, 1991...Majoring in Education...Daughter of Steve and Kathy Cowan...Her mother played softball and basketball at Missouri Valley College, while her father was a letterman on the football team.

### Cowan's Hitting Career-Highs

At-Bats	4	..... 14x, last at Eastern Illinois (5/14/11)
Runs	3	..... at Jacksonville State (3/26/11)
Hits	3	..... at SIU Edwardsville (3/12/11)
Doubles	1	..... 12x, last vs. Jacksonville State (5/14/11)
Triples	-	..... -
Home Runs	1	..... 8x, last vs. Williams Baptist (4/22/11)
RBI	3	..... 2x, last vs. Murray State (4/16/11)
Stolen Bases	-	..... -

### Cowan's Pitching Career-Highs

Innings	7.0	..... 3x, last vs. Jacksonville State (5/14/11)
Fewest Hits	0	..... 2x, last at Jacksonville State (3/26/11)
Most Hits	11	..... at Morehead State (4/30/11)
Fewest Runs	0	..... 5x, last vs. Jacksonville State (5/13/11)
Most Runs	6	..... at SIU Edwardsville (3/13/11)
Fewest Walks	0	..... 10x, last vs. Eastern Kentucky (5/7/11)
Strikeouts	3	..... 4x, last vs. Williams Baptist (4/22/11)

### Taylor Cowan's Career Statistics at Southeast Missouri

Year	Avg.	GP-GS	AB	R	H	2B	3B	HR	RBI	TB	SLG%	BB	HBP	SO	GDP	OB%	SF	SH	SB-ATT	PO	A	E	FLD%
2011	.279	61-61	179	20	50	12	0	8	31	86	.480	16	6	32	1	.351	4	2	0-2	228	44	2	.993

Year	ERA	W-L	APP	GS	CG	SHO	SV	IP	H	R	ER	BB	SO	2B	3B	HR	AB	B/Avg.	WP	HBP	BK	SFA	SHA
2011	4.65	6-8	34	7	2	0/0	1	102.1	118	82	68	53	38	14	1	9	493	.291	6	16	2	3	16

### Taylor Cowan's Career Statistics in Ohio Valley Conference Games

Year	Avg.	GP-GS	AB	R	H	2B	3B	HR	RBI	TB	SLG%	BB	HBP	SO	GDP	OB%	SF	SH	SB-ATT	PO	A	E	FLD%
2011	.333	29-29	87	13	29	5	0	2	16	40	.460	6	3	14	0	.384	3	1	0-2	95	13	0	1.000

Year	ERA	W-L	APP	GS	CG	SHO	SV	IP	H	R	ER	BB	SO	2B	3B	HR	AB	B/Avg.	WP	HBP	BK	SFA	SHA
2011	6.42	2-2	17	3	0	0/0	1	40.1	61	41	37	15	16	10	0	5	201	.357	2	5	0	2	8



10 TAYLOR COWAN







# SOUTHEAST MISSOURI STATE UNIVERSITY REDHAWKS SOFTBALL

## RETURNEES



**CHEYENNE GIPSON**

**22**

- »Outfield
- »Senior
- »5-11 »L/R
- »Skiatook, Okla.
- »Skiatook H.S.
- »Northeast Okla. A&M

»**Personal:** Born September 4, 1989...Majoring in Engineering Technologies...Daughter of Lance and Rhonda Gipson...Her sisters, Shayne (2000-01) and Kenna (2003-04) also played softball at Northeast Oklahoma A&M, where they earned First-Team All-Region II honors.

»**2011:** Named to the Ohio Valley Conference All-Newcomer Team... Started 60 games in the outfield, including 20 in center and 40 in right... Ranked third on the team with a .306 batting average...Posted 55 hits, a double, triple and 12 RBI...Drew 10 walks and led the team with 20 stolen bases...Southeast's fourth-best hitter in conference play with a .330 batting average...Hit safely in each of her first 10 games of the season...Had a season-high four hits at Belmont (3/17) and Morehead State (4/30)...Scored a season-best three runs at Morehead State (4/30)...Added 10 multi-hit and two multi-RBI performances...Hit a team-high .429 with 15 runs scored and seven RBI in road games...Finished with a season-high three stolen bases at Belmont (3/17).

»**Northeast Oklahoma A&M (2009 and 2010):** First-Team All-Region II pick...Led the team with a .405 batting average in the leadoff spot as a sophomore...Ranked first on the team with 79 hits and 32 stolen bases... Started all 57 games in right field during the 2010 season...Scored 35 runs and had 28 RBI...Helped lead Northeast Oklahoma A&M to a 43-14 record and No. 19 national ranking...Was her team's top hitter with a .484 batting average as a freshman...Played 37 games at second base her rookie campaign.

»**Prep:** Three-year letterwinner at Skiatook High School...Helped lead her team to three-straight State Tournament berths...Two-time state qualifier in the high jump...Was also a member of the cross country and women's basketball teams...Named Outstanding Female Athlete of the Year and received the American Legion Academic Award.

### Gipson's Career-Highs

At-Bats	5	.....	4x, last at Morehead State (4/30/11)
Runs	3	.....	at Morehead State (4/30/11)
Hits	4	.....	2x, last at Morehead State (4/30/11)
Doubles	1	.....	vs. Eastern Kentucky (5/8/11)
Triples	1	.....	at Morehead State (4/30/11)
Home Runs	-	.....	-
RBI	2	.....	2x, last at Morehead State (4/30/11)
Stolen Bases	3	.....	vs. Tennessee Tech (3/19/11)

### Cheyenne Gipson's Career Statistics at Southeast Missouri

Year	Avg.	GP-GS	AB	R	H	2B	3B	HR	RBI	TB	SLG%	BB	HBP	SO	GDP	OB%	SF	SH	SB-ATT	PO	A	E	FLD%
2011	.306	61-60	180	28	55	1	1	0	12	58	.322	10	0	48	0	.342	0	3	20-22	65	6	1	.986

### Cheyenne Gipson's Career Statistics in Ohio Valley Conference Games

Year	Avg.	GP-GS	AB	R	H	2B	3B	HR	RBI	TB	SLG%	BB	HBP	SO	GDP	OB%	SF	SH	SB-ATT	PO	A	E	FLD%
2011	.330	29-29	91	16	30	1	1	0	6	33	.363	4	0	26	0	.358	0	2	2-4	28	2	0	1.000



22 CHEYENNE GIPSON







# SOUTHEAST MISSOURI STATE UNIVERSITY REDHAWKS SOFTBALL

## RETURNEES



**RENEE KERTZ**

**5**

»Infield  
»Senior  
»5-9 »R/R  
»St. Louis, Mo.  
»Notre Dame H.S.

►**2011:** Earned Second-Team All-Ohio Valley Conference honors...Broke Southeast's single-season record in RBI...One of five Redhawks to start all 61 games...Southeast's second-best hitter with a .328 batting average... Led the team with 48 RBI, while ranking second in doubles (11) and third in home runs (7)...Drew a team-high 23 walks...Was hit by a pitch six times, second-most on the team...Helped turn a total of 15 double plays at shortstop, where she made all of her starts...Led the team with 13 multiple-RBI games and ranked third with 16 multi-hit contests...Tied for fourth in the OVC in RBI...Put together a five-game hitting streak from Feb. 25-27... Went a perfect 4-for-4 at SIU Edwardsville (3/12) and at Tennessee State (4/9)...Had a single-game high five RBI vs. Austin Peay (4/2)...Contributed a single-game high three doubles at SIU Edwardsville (3/12)...Hit .341 with a team-best 29 RBI in 24 conference starts...Blasted two home runs vs. Austin Peay (4/2)...At one time, hit six home runs in eight games...Named to the OVC Commissioner's Honor Roll...Southeast Scholar-Athlete...Earned the team's Most Valuable Player Award.

►**2010:** Started all 48 games at shortstop...Hit .237 with 13 runs scored, three doubles, one triple, one home run and 19 RBI...Ranked second on the team and fifth in the OVC with 26 walks...Hit .400 in bases loaded situations and finished with seven two-out RBI...Collected six multi-hit games and drove in two or more runs three times...Scored two game-winning runs...Went 3-for-4 with a walk, two runs and three RBI in season-opener at Jackson State (2/11)...Hit a walk-off game-winning grand slam vs. IUPUI (3/16)...She also had a triple and six RBI in that game...Had three RBI vs. SIU Edwardsville (3/13)...Led the team with 128 assists...Helped turn nine

double plays...Named Co-OVC Player of the Week (2/15)...Named to the OVC Commissioner's Honor Roll...Southeast Scholar-Athlete.

►**2009:** Made 50 starts at third base...Hit .266 with 25 runs scored, two doubles, one home run and 20 RBI...Led the team in runs scored, at-bats (154) and tied for first in plate appearances (175)...Tied for second on the team in hits (41) and RBI...Tied a team-high 11 multi-hit games and finished with three hits in three contests...Also ranked first on the team with six multiple-RBI performances...Went a perfect 3-for-3 with a walk and run scored at Jackson State (2/12)...Had two hits, a walk, two runs scored and two RBI in OVC Tournament semifinal game vs. Tennessee Tech (5/8)... Went 3-for-4 with an RBI vs. Eastern Kentucky (4/25)...Hit a two-run home run at Missouri State (3/6)...Finished with three hits at UT Martin (4/10)...Led the team with 97 assists and was part of four double plays... Named to the OVC Commissioner's Honor Roll...Southeast Scholar-Athlete.

►**Prep:** All-Metro, All-District, All-Conference and All-Region honoree at Notre Dame High School...Hit .367 and boasted a .517 slugging percentage as a junior...Most Valuable Player in both basketball and softball...Her basketball team finished fourth in the state...Also helped lead Notre Dame's soccer team to a second-place finish at the State Tournament...Played for the St. Louis Fusion.

►**Personal:** Born May 9, 1990...Majoring in Exercise Science and Pre-Physical Therapy...Daughter of Tim and Sandy Kertz.

### Kertz's Career-Highs

At-Bats	5	.....	5x, last vs. Eastern Kentucky (5/8/11)
Runs	3	.....	at Eastern Illinois (4/23/09)
Hits	4	.....	2x, last at Tennessee State (4/9/11)
Doubles	3	.....	at SIU Edwardsville (3/12/11)
Triples	1	.....	2x, last vs. Tennessee Tech (3/19/11)
Home Runs	2	.....	vs. Austin Peay (4/2/11)
RBI	6	.....	vs. IUPUI (3/16/10)
Stolen Bases	1	.....	2x, last at UT Martin (4/11/09)

### Renee Kertz's Career Statistics at Southeast Missouri

Year	Avg.	GP-GS	AB	R	H	2B	3B	HR	RBI	TB	SLG%	BB	HBP	SO	GDP	OB%	SF	SH	SB-ATT	PO	A	E	FLD%
2009	.266	50-50	154	25	41	2	0	1	20	46	.299	16	2	21	0	.343	0	3	2-2	71	97	11	.939
2010	.237	48-48	131	13	31	3	1	1	19	39	.298	26	2	24	1	.371	0	5	0-0	82	128	16	.929
2011	.328	61-61	180	28	59	11	1	7	48	93	.517	23	6	19	0	.417	2	5	0-0	91	121	19	.918
Totals	.282	159-159	465	66	131	16	2	9	87	178	.383	65	10	64	1	.380	2	13	2-2	244	346	46	.928

### Renee Kertz's Career Statistics in Ohio Valley Conference Games

Year	Avg.	GP-GS	AB	R	H	2B	3B	HR	RBI	TB	SLG%	BB	HBP	SO	GDP	OB%	SF	SH	SB-ATT	PO	A	E	FLD%
2009	.282	24-24	78	14	22	1	0	0	10	23	.295	6	2	8	0	.349	0	2	1-1	39	42	9	.900
2010	.206	23-23	63	2	13	0	0	0	4	13	.206	13	1	13	0	.351	0	2	0-0	42	54	12	.889
2011	.341	29-29	88	20	30	7	1	6	29	57	.648	15	4	6	0	.458	0	1	0-0	46	57	7	.936
Totals	.284	76-76	229	36	65	8	1	6	43	93	.406	34	7	27	0	.393	0	5	1-1	127	153	28	.909



**S RENEE KERTZ**







# SOUTHEAST MISSOURI STATE UNIVERSITY REDHAWKS SOFTBALL

## RETURNEES



**ALORA MARBLE**

**16**

»Pitcher  
»Sophomore  
»5-8 »R/R  
»Jefferson City, Mo.  
»Blair Oaks H.S.

»**2011:** Earned Second-Team All-Ohio Valley Conference honors and was named to the league's All-Newcomer Team...Compiled an 18-8 record with a 2.99 ERA in a team-high 41 appearances and 24 starts...Led the Redhawks in innings (159.1) and strikeouts (97)...Pinned opponents to a .267 batting average...Earned a team-high three saves and pitched two shutouts...Tossed a team-high 12 complete games...Tied for first in the OVC in saves and ranked fourth in wins...Also tied for second in the conference in games finished (14)...Was third among league-leaders in appearances, as well...Recorded a season-high eight strikeouts in 11 innings vs. Eastern Kentucky (5/8)...Had seven strikeouts vs. Murray State (4/16) and at Morehead State (4/30)...Threw a complete game seven-inning shutout to beat top-seeded Eastern Illinois (5/12) at the OVC Tournament...Picked up first career win when she struck out one in 5.2 scoreless innings vs. Indiana State (2/12)...Did not allow a run in four-straight appearances from Mar. 19-Mar. 26...Went 10-4 with a 3.00 ERA in 21 appearances and 10 starts in OVC play...Pitched five complete games and picked up two saves, while striking out 54 in 74.2 innings vs. conference opponents...Registered a 9-2 record and boasted a 2.12 ERA at home...Went 3-1 with a 2.40 ERA, one shutout and nine strikeouts in 23.1 innings over five appearances and four starts at the OVC Tournament...Also threw three complete games en route to earning All-Tournament Team honors...Named to the OVC Commissioner's Honor Roll...Southeast Scholar-Athlete.

»**Prep:** Three-time All-State selection at Blair Oaks High School...Pitched the final two innings in a combined no-hitter during the 2010 State Championship game...Her team finished with a 22-6 record and captured its first state title in school history...Went 22-6 with a 0.85 ERA and 109 strikeouts as a senior...Tossed a complete game one-hitter in the state semifinal game...Earned All-Conference, All-District and All-Region honors three of her prep campaigns...Four-year starting pitcher, who was named her conference and team Most Valuable Player on two occasions...Finished her high school career with a school record 421 strikeouts, a 37-13 record and 0.76 ERA...Her team won four-consecutive conference and district titles...Played for the Missouri Rattlers 18-and-under summer league team.

»**Personal:** Born April 15, 1992...Majoring in Elementary Education...Daughter of Steve and Elaina Marble.

### Marble's Career-Highs

Innings	11.0..... vs. Eastern Kentucky (5/8/11)
Fewest Hits	0 ..... 4x, last at Tennessee State (4/9/11)
Most Hits	12 ..... at Morehead State (4/30/11)
Fewest Runs	0 ..... 14x, last at Eastern Illinois (5/12/11)
Most Runs	7 ..... at Morehead State (4/30/11)
Fewest Walks	0 ..... 19x, last vs. Jacksonville State (5/15/11)
Strikeouts	8 ..... vs. Eastern Kentucky (5/8/11)

### Alora Marble's Career Statistics at Southeast Missouri

Year	ERA	W-L	APP	GS	CG	SHO	SV	IP	H	R	ER	BB	SO	2B	3B	HR	AB	B/Avg.	WP	HBP	BK	SFA	SHA
2011	2.99	18-8	41	24	12	2/0	3	159.1	169	93	68	42	97	26	3	21	698	.267	8	8	0	5	9

### Alora Marble's Career Statistics in Ohio Valley Conference Games

Year	ERA	W-L	APP	GS	CG	SHO	SV	IP	H	R	ER	BB	SO	2B	3B	HR	AB	B/Avg.	WP	HBP	BK	SFA	SHA
2011	3.00	10-4	21	10	5	0/0	2	74.2	82	43	32	19	54	15	0	9	330	.274	5	3	0	4	5



16 ALORA MARBLE







# SOUTHEAST MISSOURI STATE UNIVERSITY REDHAWKS SOFTBALL

## RETURNEES



► **2011:** Broke Southeast's single-season record in at-bats...One of five Redhawks who started all 61 games...Made 42 starts in left field and 19 in center...Ranked fourth on the team with a .303 batting average...Led Southeast with 43 runs scored and 208 at-bats...Had three doubles, two triples and 10 RBI...Ranked second on the team with 15 stolen bases...Led the Ohio Valley Conference in at-bats and total plate appearances (221)...Hit .303 with a team-high 21 runs scored in 29 league starts...Registered multiple-hits in 17 games, second-most on the team...Went on a seven-game hitting streak from May 4-12...Turned in multiple-hits in four-straight games (Mar. 26-30)...Had a season-high four hits when she went 4-for-5 with one RBI vs. Eastern Kentucky (5/8)...Scored a season-high three runs at Tennessee State (4/10)...Hit a team-best .455 with five runs scored, 10 hits, a triple, two RBI, a .545 slugging percentage and .478 on-base percentage in six starts at the OVC Tournament...Was named to the OVC All-Tournament Team.

► **2010 (Oklahoma):** Played in 47 games and started two in the outfield...Scored 17 runs, including five in postseason play...Drew a leadoff walk in the fifth inning during the biggest pinch-hit performance of her career in the NCAA Regionals against Fordham...Came around to score the game-winning run on an error...Scored three runs at the Big 12 Championship...Hit .500 and scored twice at the Cathedral City Classic...Went 1-for-1 in a pinch-hit appearance against Tennessee at the Dot Richardson National Collegiate Softball Invitational.

► **Utility**  
► **Senior**  
► **5-2** ► **L/R**  
► **Muskogee, Okla.**  
► **Muskogee H.S.**  
► **Oklahoma**

► **2009 (Oklahoma):** Saw action in 54 games and made 39 starts...Hit .274 with 37 hits, 11 walks and 43 runs scored...Led the Sooners in stolen bases, going 19-of-21...Scored 20 runs in Big 12 play...Went 2-of-2 in stolen bases during the postseason...Went 4-for-8 with four runs scored in a two-game series vs. Iowa State...Went 2-for-4 with two runs against Louisiana-Lafayette...Led the team with a .429 batting average at the Cathedral City Classic...Went 2-for-2 with a run scored and one RBI against Arizona State...Finished the year with a .967 fielding percentage.

► **Prep:** Lettered four years as a shortstop at Muskogee High School...Hit .477 with 17 RBI as a senior...Tallied 62 hits, 37 runs and 20 stolen bases...All-Region and All-State honoree...Three-time Frontier All-Conference selection...Four-time Big East Conference pick...Named the Big East Player of the Year as a senior...Four-time All-Phoenix selection...Named to the Oklahoma High School Sports Large East Team...Was her team's Most Valuable Player as a freshman and senior...Three-time Offensive and Defensive Player of the Year...Four-year letterwinner in basketball...Named to the Superintendent's and Principal's Lists.

► **Personal:** Born May 6, 1990...Majoring in Health Management...Daughter of Rodney and April Sallis...Her father played basketball at Langston University and her brother, Jordan, played baseball at the University of Arkansas at Fort Smith.

### Sallis' Career-Highs

At-Bats	5	.....	5x, last vs. Eastern Kentucky (5/8/11)
Runs	3	.....	at Tennessee State (4/10/11)
Hits	4	.....	vs. Eastern Kentucky (5/8/11)
Doubles	1	.....	3x, last vs. Williams Baptist (4/22/11)
Triples	1	.....	2x, last at Eastern Illinois (5/12/11)
Home Runs	-	.....	-
RBI	2	.....	vs. Murray State (4/16/11)
Stolen Bases	2	.....	3x, last vs. Murray State (4/16/11)

### Evan Sallis' Career Statistics at Southeast Missouri

Year	Avg.	GP-GS	AB	R	H	2B	3B	HR	RBI	TB	SLG%	BB	HBP	SO	GDP	OB%	SF	SH	SB-ATT	PO	A	E	FLD%
2011	.303	61-61	208	43	63	3	2	0	10	70	.337	8	2	19	0	.335	0	3	15-16	109	5	5	.958

### Evan Sallis' Career Statistics in Ohio Valley Conference Games

Year	Avg.	GP-GS	AB	R	H	2B	3B	HR	RBI	TB	SLG%	BB	HBP	SO	GDP	OB%	SF	SH	SB-ATT	PO	A	E	FLD%
2011	.303	29-29	99	21	30	1	0	0	5	31	.313	4	0	6	0	.330	0	1	7-7	52	2	2	.964



1 EVAN SALLIS







# SOUTHEAST MISSOURI STATE UNIVERSITY REDHAWKS SOFTBALL

## RETURNEES



### SHELBY STEIN

2

»Outfield  
»Senior  
»5-6 »L/R  
»Columbia, Ill.  
»Columbia H.S.

»2011: Played in 56 games and made 40 starts between left field (18), right field (20) and designated player (2)...Hit .252 with 13 runs scored, 30 hits, two doubles, one home run and 13 RBI...Drew seven walks and was hit by pitch a team-high seven times...Hit .242 with eight runs, a double, one home run and 11 RBI in 29 Ohio Valley Conference games, including 23 starts...Hit safely in six-straight games from Mar. 19-26...Had multiple-hits four times and drove in two runs on three occasions...Finished with a season-high three hits vs. Indiana State (4/6)...Hit her only home run vs. Eastern Illinois (4/19)...Named to the OVC Commissioner's Honor Roll...Southeast Scholar-Athlete.

»2010: Started all 48 games in right field...Hit .271 with 27 runs scored, six doubles, one triple, one home run and 13 RBI...Led the team in runs and was hit by pitch a team-high eight times...Led the team with nine sacrifice hits and ranked second with 42 hits...Was third in doubles...Hit a team-best .325 in road games...Ranked second on the team with 13 multiple-hit games...Pieced together an eight-game hitting streak from Mar. 31-Apr. 14...Delivered seven two-out RBI and knocked in the game-winning run on two occasions...Went 3-for-3 with a walk, double and three runs scored at Jackson State (2/11)...Had three hits, two runs scored and hit her first career home run at Indiana State (3/17)...Scored three runs at Austin Peay (4/2)...Also finished with three hits vs. Tennessee State (4/10)...Had game-winning RBI in the bottom of the eighth inning vs. IUPUI (3/16)...Scored the winning run vs. IPFW (3/20)...Posted five putouts vs. IUPUI (3/16).

»2009: Made 50 starts in the outfield with 49 in right field...Hit .268 with 20 runs scored, six doubles and 10 RBI...Led the team with four stolen bases...Registered a team-high 175 plate appearances...Ranked second on the team in at-bats (153) and hits (41)...Her six sacrifice bunts were second on the team, as well...Registered multiple-hits 10 times and drove in two or more runs twice...Hit .324 and boasted a .422 on-base percentage in away games...Had four RBI and delivered a three-run double at Jackson State (2/12)...Knocked in two runs on a double in the OVC Tournament semifinal game vs. Tennessee Tech (5/8)...Went 4-for-5 with a double, two walks, three runs scored and one RBI in a doubleheader at Eastern Illinois (4/23)...Committed just two errors...Named to the OVC Commissioner's Honor Roll...Southeast Scholar-Athlete.

»Prep: Attended Columbia High School, where she was named Most Valuable Player...Hit .462 and registered a .550 on-base percentage...All-Conference and All-Metro pick...Led her Southern Force team to a second-place finish at the ASA 16-and-under Nationals...That team also finished second at the prestigious Independence Tournament in Boulder, Colo...Four-year letterwinner in softball and volleyball...Made the honor roll every year of her prep career.

»Personal: Born September 6, 1990...Majoring in International Business with a minor in Spanish...Daughter of Chris and Diane Stein.

#### Stein's Career-Highs

At-Bats	5	.....4x, last at SIU Edwardsville (3/12/11)
Runs	3	.....2x, last at Austin Peay (4/2/10)
Hits	3	.....5x, last vs. Indiana State (3/6/11)
Doubles	1	.....14x, last vs. Murray State (4/16/11)
Triples	1	.....vs. Tennessee State (4/10/10)
Home Runs	1	.....2x, last vs. Eastern Illinois (4/19/11)
RBI	4	.....at Jackson State (2/12/09)
Stolen Bases	1	.....8x, last at Murray State (4/17/10)

#### Shelby Stein's Career Statistics at Southeast Missouri

Year	Avg.	GP-GS	AB	R	H	2B	3B	HR	RBI	TB	SLG%	BB	HBP	SO	GDP	OB%	SF	SH	SB-ATT	PO	A	E	FLD%
2009	.268	50-50	153	20	41	6	0	0	10	47	.307	13	2	37	1	.333	0	6	4-5	38	1	2	.951
2010	.271	48-48	155	27	42	6	1	1	13	53	.342	9	8	45	0	.341	1	9	4-6	50	2	2	.963
2011	.252	56-40	119	13	30	2	0	1	13	35	.294	7	7	25	0	.331	0	5	0-0	36	0	5	.878
Totals	.265	154-138	427	60	113	14	1	2	36	135	.316	29	17	107	1	.335	1	20	8-11	124	3	9	.934

#### Shelby Stein's Career Statistics in Ohio Valley Conference Games

Year	Avg.	GP-GS	AB	R	H	2B	3B	HR	RBI	TB	SLG%	BB	HBP	SO	GDP	OB%	SF	SH	SB-ATT	PO	A	E	FLD%
2009	.274	24-24	73	8	20	1	0	0	2	21	.288	9	0	12	0	.354	0	6	2-3	13	0	0	1.000
2010	.278	23-23	72	12	20	3	1	0	5	25	.347	3	4	19	0	.338	1	5	4-5	18	1	0	1.000
2011	.242	29-23	66	8	16	1	0	1	11	20	.303	3	3	13	0	.306	0	2	0-0	23	0	4	.852
Totals	.265	76-70	211	28	56	5	1	1	18	66	.313	15	7	44	0	.333	1	13	6-8	54	1	4	.932



2 SHELBY STEN








# SOUTHEAST MISSOURI STATE UNIVERSITY REDHAWKS SOFTBALL

## RETURNEES



### RENEE TERRY

6

- » Infield/Outfield
- » Sophomore
- » 5-8 » L/R
- » Florissant, Mo.
- » Hazelwood West H.S.

» **2011:** Saw action in 40 games...Scored 18 runs and stole one base...Scored a run in five of her last six games of the season...Played in 22 Ohio Valley Conference games, where she scored 10 of her runs.

» **Prep:** Was her conference's Offensive Player of the Year at Hazelwood West High School...Two-time First-Team All-Conference honoree...Hit .433 and led the team with 36 hits, 20 stolen bases and a .506 on-base percentage...Fashioned a 7-3 record and 2.97 ERA as a senior...Went 13-6 with a 1.85 ERA her junior year...Garnered honorable mention All-State honors that season...Named Defensive Player of the Year as a junior...Played seven different positions during her prep career...Played on the St. Louis Lasers summer league team...That team won the 2009 ASA Northern National Championship.

» **Personal:** Born April 11, 1992...Majoring in Communication Disorders...Daughter of Dave and Sue Terry.

### Terry's Career-Highs

At-Bats	1	.....at Tennessee State (4/10/11)
Runs	1	..... 18x, last vs. Jacksonville State (5/15/11)
Hits	-	.....
Doubles	-	.....
Triples	-	.....
Home Runs	-	.....
RBI	-	.....
Stolen Bases	1	..... vs. Murray State (4/16/11)

### Renee Terry's Career Statistics at Southeast Missouri

Year	Avg.	GP-GS	AB	R	H	2B	3B	HR	RBI	TB	SLG%	BB	HBP	SO	GDP	OB%	SF	SH	SB-ATT	PO	A	E	FLD%
2011	.000	40-0	1	18	0	0	0	0	0	0	.000	1	0	0	0	.500	0	0	1-1	0	0	0	.000

### Renee Terry's Career Statistics in Ohio Valley Conference Games

Year	Avg.	GP-GS	AB	R	H	2B	3B	HR	RBI	TB	SLG%	BB	HBP	SO	GDP	OB%	SF	SH	SB-ATT	PO	A	E	FLD%
2011	.000	22-0	1	10	0	0	0	0	0	0	.000	1	0	0	0	.500	0	0	1-1	0	0	0	.000



**6 RENEE TERRY**







# SOUTHEAST MISSOURI STATE UNIVERSITY REDHAWKS SOFTBALL

## RETURNEES



### KAITLIN WALLACE

11

- » Infield
- » Junior
- » 5-7 » R/R
- » Newton, Ill.
- » Newton H.S.
- » Olney Central College

» **Personal:** Born June 7, 1990...Majoring in Physical Education...Daughter of Stan and Linda Wallace.

» **2011:** One of five players who started all 61 games...Played all of those contests at third base...Hit .259 with 30 runs scored, 43 hits, eight doubles, a triple, two home runs and 19 RBI...Ranked third on the team with eight stolen bases...Drew a second-best 20 walks...Ranked fifth on the team with a .318 batting average in 29 Ohio Valley Conference starts...Scored 17 runs and ranked second on the team with six doubles against league opponents...Had multiple-hits in 10 games and drove in two or more runs in six contests...Held a six-game hitting streak from Apr. 6-10...Registered a season-high three hits on three occasions...Went 3-for-4 with a season-high three runs scored and three RBI vs. Murray State (4/16)...Also hit both of her home runs in that game...Named to the OVC Commissioner's Honor Roll...Southeast Scholar-Athlete.

» **2010 (Olney Central College):** Named to the NJCAA All-Region XXIV Team...First-Team All-Conference selection...Ranked 10th in the nation with 44 stolen bases...Hit .345 with 66 hits, 10 doubles, two triples, 59 runs scored and 17 RBI as her team's leadoff hitter...Started 60 of 61 games at shortstop...Helped lead her team to a school record 39 wins...Helped turn 25 double plays.

» **Prep:** Two-time All-Conference pick at Newton High School...Four-year starter, who also lettered in volleyball...Garnered All-Area accolades as an outside hitter her senior year...Played on the Midland Magic summer league team.

### Wallace's Career-Highs

At-Bats	5	.....at Morehead State (4/30/11)
Runs	3	.....vs. Murray State (4/16/11)
Hits	3	.....3x, last vs. Murray State (4/16/11)
Doubles	2	.....at Tennessee State (4/10/11)
Triples	1	.....vs. SIU Edwardsville (5/12/11)
Home Runs	2	.....vs. Murray State (4/16/11)
RBI	3	.....2x, last at Morehead State (4/30/11)
Stolen Bases	1	.....8x, last vs. Jacksonville State (5/15/11)

### Kaitlin Wallace's Career Statistics at Southeast Missouri

Year	Avg.	GP-GS	AB	R	H	2B	3B	HR	RBI	TB	SLG%	BB	HBP	SO	GDP	OB%	SF	SH	SB-ATT	PO	A	E	FLD%
2011	.259	61-61	166	30	43	8	1	2	19	59	.355	20	4	54	0	.353	0	8	8-9	79	112	10	.950

### Kaitlin Wallace's Career Statistics in Ohio Valley Conference Games

Year	Avg.	GP-GS	AB	R	H	2B	3B	HR	RBI	TB	SLG%	BB	HBP	SO	GDP	OB%	SF	SH	SB-ATT	PO	A	E	FLD%
2011	.318	29-29	85	17	27	6	0	2	14	39	.459	11	2	21	0	.408	0	4	2-2	41	49	5	.947



# II KAITLIN WALLACE







# SOUTHEAST MISSOURI STATE UNIVERSITY REDHAWKS SOFTBALL

## NEWCOMERS



**LEAH BECKER**

**7**

- » Infield
- » Junior
- » 5-8 "R/R
- » Aztec, N.M.
- » Aztec H.S.
- » Butler County CC

» **Butler County CC:** Two-year starter and letterwinner...Helped lead her team to a third-place finish in the Kansas Jayhawk Conference...Led her team to a conference title and appearance at nationals in 2011...Was teammates with Simone Patterson at Butler County CC.

» **Prep:** All-District, All-Academic and All-State honoree at Aztec High School...Four-year starter and letterwinner in softball...Played three different positions as a prep, including pitcher, outfield and third base...Helped lead her team to a State Championship in 2005...Started three years as an outside hitter on the volleyball team...Also earned All-District, All-Academic and All-State accolades in volleyball.

» **Personal:** Born April 26, 1991...Majoring in Exercise Science and Nutrition...Daughter of Dan and Josie Becker.



**KATY MCALLISTER**

**12**

- » Infield/Utility
- » Freshman
- » 5-4 "L/R
- » St. Louis, Mo.
- » Affton H.S.

» **Prep:** Four-time Class 3 All-State selection at Affton High School... Suburban East Conference Player of the Year as both a junior and senior... Garnered First-Team *St. Louis Post-Dispatch* All-Area honors...Led the area with 62 hits and a .608 batting average as a senior...Struck out only one time in 110 plate appearances that year...Hit .500 or better in three of her prep seasons...Collected 39 doubles in her career...Two-time First-Team All-Conference pick in soccer.

» **Personal:** Born March 30, 1993...Undecided on her major...Daughter of Kevin and Joan McAllister.



**MEGAN CIDLIK**

**26**

- » Infield
- » Freshman
- » 5-10 "L/R
- » Pacific, Mo.
- » Eureka H.S.

» **Prep:** Four-year starter and letterwinner at Eureka High School...Earned First-Team All-Conference, First-Team All-District and All-Region laurels...Hit .422 with 27 RBI, a .609 slugging percentage and .526 on-base percentage as a senior...Hit .417 her junior year...Was also a member of the basketball and track teams...Two-time state qualifier in track and field... Graduated with a 3.4 grade point average and won the Gold Standard Academic Award in both 2008 and 2009...Played for the St. Louis Chaos summer league team.

» **Personal:** Born December 28, 1992...Majoring in Nursing...Daughter of Scott Cidlik and Rhonda Moloney.



**LINDSEY PATTERSON**

**20**

- » Pitcher/Utility
- » Freshman
- » 5-7 "R/R
- » Anna, Ill.
- » Anna-Jonesboro H.S.


» **Prep:** Four-year starter at Anna-Jonesboro High School...Never struck out more than five times in any of her prep seasons...Earned All-Conference honors...Hit .417 as a junior...Boasted a ERA of under 1.00 as both a sophomore (0.55) and freshman (0.80)...Helped lead her team to a conference, regional and sectional title, and an Elite Eight appearance in 2009... Garnered All-Tournament Team honors in volleyball...Played on the Southern Express travel team.

» **Personal:** Born August 28, 1992...Majoring in Pre-Med...Daughter of Kirby and Donna Patterson.



# SOUTHEAST MISSOURI STATE UNIVERSITY REDHAWKS SOFTBALL

## NEWCOMERS



**SIMONE PATTERSON**


**8**

- » Outfield
- » Junior
- » 5-8 » R/R
- » Topeka, Kan.
- » Topeka H.S.
- » Butler County CC

» **Butler County CC:** Two-year starter at Butler County CC...Hit .400 with 60 hits, 10 doubles, two triples, a team-high 66 RBI and a team-high 15 home runs as a sophomore...Had a perfect 29-of-29 stolen bases in her junior college career...Hit .354 with 34 RBI as a freshman...Two-time winner of a Presidential Scholarship...Was teammates with Leah Becker at Butler County CC.

» **Prep:** Was named Second-Team All-Region as a senior at Topeka High School...First-Team All-Region and All-City selection her junior year...Also played volleyball and basketball.

» **Personal:** Born March 1, 1991...Majoring in Psychology...Daughter of Valerie Patterson.



**XIA WILSON**

**9**

- » Catcher/Utility
- » Junior
- » 5-6 » R/R
- » Fort Collins, Colo.
- » Rocky Mountain H.S.
- » Tallahassee CC

» **Tallahassee CC (2010, 2011):** Hit .275 with 14 runs scored, four doubles, a triple, three home runs, a .422 slugging percentage and 18 RBI in 44 games as a sophomore...Tallahassee went 41-22 overall and finished third at the National Junior College Athletic Association National Softball Tournament that year...Hit .322 and boasted a .966 fielding percentage in 2010.

» **Prep:** Attended Rocky Mountain High School, where she was a First-Team All-State and All-Conference selection...Registered a .377 batting average, .694 slugging percentage and .963 fielding percentage as a senior...Helped lead her team to a 5A State Championship in 2006 and entered the 2008 State Championship game with a state record 36 RBI.

» **Personal:** Born July 18, 1991...Majoring in Psychology...Daughter of Mark and Jokima Scott.




**BRITTANY SMITH**

**14**

- » Outfield
- » Sophomore
- » 5-7 » L/L
- » Barnhart, Mo.
- » Seckman H.S.

» **Prep:** Four-year starting center fielder at Seckman High School...Earned First-Team All-District, All-Conference and All-Region accolades as a junior and senior...Garnered All-State honors...Helped lead her team to three conference titles...Was also a member of the basketball and track teams.

» **Personal:** Born November 6, 1991...Majoring in Secondary Education...Daughter of Shawn and Holly Smith.



**JAMIE WOODWORTH**

**21**

- » Catcher/Utility
- » Freshman
- » 5-5 » R/R
- » Sparta, Ill.
- » Sparta H.S.

» **Prep:** Four-year starter at Sparta High School...All-South, All-Conference and All-Area selection...Named All-State as a senior...Hit .377 with one home run and 13 RBI as a sophomore...Played four different positions, including catcher, third base, shortstop and right field during her high school career...Won her team's Newcomer Award as a freshman...Also played volleyball and basketball...Boasted a perfect 4.0 grade point average and won several academic awards.

» **Personal:** Born March 29, 1993...Majoring in Pre-Veterinary Science...Daughter of Ron and Laura Woodworth...Her father attended Eastern Illinois University, while her mother went to both Murray State and SIU Edwardsville.





# SOUTHEAST MISSOURI STATE UNIVERSITY REDHAWKS SOFTBALL

## CAREER STATISTICS

### vs. Austin Peay

No.	Name	Avg.	GP-GS	AB	R	H	2B	3B	HR	RBI	TB	SLG%	BB	HBP	SO	GDP	OB%	SF	SH	SB-ATT	PO	A	E	FLD%
10	Taylor Cowan	.700	4-4	10	2	7	2	0	0	3	9	.900	1	1	0	0	.692	1	0	0-2	14	3	0	1.000
5	Renee Kertz	.333	10-10	33	6	11	1	0	2	12	18	.545	2	1	2	0	.389	0	2	0-0	7	16	4	.852
2	Shelby Stein	.267	10-10	30	5	8	1	0	0	3	9	.300	3	1	5	0	.353	0	1	2-3	9	0	1	.900
11	Kaitlin Wallace	.182	4-4	11	2	2	1	0	0	2	3	.273	0	0	0	0	.182	0	0	0-0	5	5	0	1.000
1	Evan Sallis	.083	4-4	12	4	1	0	0	0	0	1	.083	1	1	1	0	.214	0	0	2-2	8	0	0	1.000
22	Cheyenne Gipson	.077	4-4	13	2	1	0	0	0	0	1	.077	0	0	4	0	.077	0	0	1-1	5	1	0	1.000
15	Alene Bethel	.000	2-2	5	0	0	0	0	0	0	0	.000	0	0	3	0	.000	0	0	0-0	10	0	0	1.000
6	Renee Terry	.000	3-0	0	2	0	0	0	0	0	0	.000	0	0	0	0	.000	0	0	0-0	0	0	0	.000

No.	Name	ERA	W-L	APP	GS	CG	SHO	SV	IP	H	R	ER	BB	SO	2B	3B	HR	AB	B/Avg.	WP	HBP	BK	SFA	SHA
10	Taylor Cowan	0.78	2-0	2	0	0	0/0	0	9.0	6	1	1	2	3	1	0	0	34	.200	0	1	0	1	0
3	Stefanie Barnes	3.11	0-2	4	3	1	0/0	0	18.0	20	12	8	2	14	2	0	2	80	.267	0	2	0	1	0
16	Alora Marble	3.71	1-0	3	2	0	0/0	0	5.2	5	3	3	2	7	1	0	1	24	.227	1	0	0	0	0
23	Shea Cothren	4.77	0-1	2	2	0	0/0	0	7.1	10	7	5	5	5	1	0	2	35	.370	0	0	0	0	3

### vs. Eastern Illinois

No.	Name	Avg.	GP-GS	AB	R	H	2B	3B	HR	RBI	TB	SLG%	BB	HBP	SO	GDP	OB%	SF	SH	SB-ATT	PO	A	E	FLD%
15	Alene Bethel	1.000	1-0	1	0	1	0	0	0	2	1	1.000	0	0	0	0	1.000	0	0	0-0	0	0	0	.000
2	Shelby Stein	.391	11-9	23	6	9	1	0	1	3	13	.565	4	1	4	0	.500	0	5	0-0	7	0	0	1.000
22	Cheyenne Gipson	.364	5-5	11	2	4	0	0	0	0	4	.364	0	0	5	0	.364	0	1	1-1	5	0	0	1.000
1	Evan Sallis	.333	5-5	15	3	5	0	1	0	0	7	.467	2	0	0	0	.412	0	0	0-0	10	0	0	1.000
10	Taylor Cowan	.267	5-5	15	1	4	0	0	0	1	4	.267	0	1	2	0	.313	0	0	0-0	17	1	0	1.000
5	Renee Kertz	.237	11-11	38	5	9	1	0	0	2	10	.263	1	0	7	0	.256	0	0	0-0	24	20	3	.936
11	Kaitlin Wallace	.133	5-5	15	3	2	0	0	0	0	2	.133	1	0	4	0	.188	0	0	0-0	5	8	1	.929
6	Renee Terry	.000	4-0	0	2	0	0	0	0	0	0	.000	1	0	0	0	1.000	0	0	0-0	0	0	0	.000

No.	Name	ERA	W-L	APP	GS	CG	SHO	SV	IP	H	R	ER	BB	SO	2B	3B	HR	AB	B/Avg.	WP	HBP	BK	SFA	SHA
16	Alora Marble	0.98	3-0	4	3	3	1/0	0	21.1	19	5	3	5	8	2	0	2	89	.229	1	1	0	0	0
23	Shea Cothren	2.33	0-1	1	1	1	0/0	0	6.0	4	2	2	1	1	2	0	0	23	.200	0	1	0	0	1
3	Stefanie Barnes	2.68	0-2	3	3	2	0/0	0	15.2	13	7	6	3	11	0	1	3	63	.217	0	0	0	0	0
10	Taylor Cowan	7.00	0-1	1	0	0	0/0	0	2.0	3	2	2	2	1	1	0	0	11	.333	0	0	0	0	0

### vs. Eastern Kentucky

No.	Name	Avg.	GP-GS	AB	R	H	2B	3B	HR	RBI	TB	SLG%	BB	HBP	SO	GDP	OB%	SF	SH	SB-ATT	PO	A	E	FLD%
1	Evan Sallis	.667	3-3	9	1	6	0	0	0	1	6	.667	0	0	0	0	.667	0	1	0-0	8	2	0	1.000
22	Cheyenne Gipson	.571	3-3	7	1	4	1	0	0	1	5	.714	1	0	1	0	.625	0	1	0-0	2	0	0	1.000
2	Shelby Stein	.250	9-6	24	3	6	0	0	0	1	6	.250	0	2	4	0	.308	0	1	0-0	3	0	0	1.000
5	Renee Kertz	.240	9-9	25	3	6	0	0	0	3	6	.240	8	1	2	0	.441	0	1	0-0	16	22	3	.927
10	Taylor Cowan	.111	3-3	9	0	1	0	0	0	0	1	.111	0	0	3	0	.111	0	0	0-0	4	1	0	1.000
11	Kaitlin Wallace	.100	3-3	10	1	1	1	0	0	2	2	.200	0	0	4	0	.100	0	2	1-1	5	3	1	.889
15	Alene Bethel	.000	2-0	2	0	0	0	0	0	0	0	.000	0	0	0	0	.000	0	0	0-0	0	0	0	.000
6	Renee Terry	.000	2-0	0	2	0	0	0	0	0	0	.000	0	0	0	0	.000	0	0	0-0	0	0	0	.000



# SOUTHEAST MISSOURI STATE UNIVERSITY

# REDHAWKS SOFTBALL

## CAREER STATISTICS

No. Name	ERA	W-L	APP	GS	CG	SHO	SV	IP	H	R	ER	BB	SO	2B	3B	HR	AB	B/Avg.	WP	HBP	BK	SFA	SHA
16 Alora Marble	1.17	1-1	2	2	1	0/0	0	18.0	13	6	3	3	13	2	0	2	67	.206	1	0	0	0	1
3 Stefanie Barnes	2.52	1-1	4	1	1	1/0	0	16.2	12	7	6	8	11	0	0	0	74	.211	0	8	0	0	1
23 Shea Cothren	16.15	0-1	2	1	0	0/0	0	4.1	14	10	10	3	2	1	0	1	28	.560	1	0	0	0	0
10 Taylor Cowan	21.00	0-0	1	0	0	0/0	0	0.2	3	2	2	0	0	1	0	0	5	.600	0	0	0	0	0

### vs. Jacksonville State

No. Name	Avg.	GP-GS	AB	R	H	2B	3B	HR	RBI	TB	SLG%	BB	HBP	SO	GDP	OB%	SF	SH	SB-ATT	PO	A	E	FLD%
1 Evan Sallis	.391	6-6	23	5	9	1	0	0	1	10	.435	0	0	5	0	.391	0	0	0-0	7	1	0	1.000
15 Alene Bethel	.333	3-0	3	0	1	0	0	0	0	1	.333	0	0	0	0	.333	0	0	0-0	0	0	0	.000
5 Renee Kertz	.304	9-9	23	2	7	0	0	2	4	13	.565	3	3	4	0	.448	0	0	0-0	14	13	3	.900
10 Taylor Cowan	.278	6-6	18	4	5	1	0	1	1	9	.500	2	1	5	0	.381	0	0	0-0	16	5	0	1.000
11 Kaitlin Wallace	.214	6-6	14	1	3	2	0	0	2	5	.357	4	2	4	0	.450	0	0	1-1	10	5	2	.882
2 Shelby Stein	.182	9-7	22	3	4	0	0	0	1	4	.182	2	0	6	0	.250	0	3	0-0	9	0	0	1.000
22 Cheyenne Gipson	.167	6-6	18	3	3	0	0	0	1	3	.167	0	0	6	0	.167	0	0	0-0	8	0	0	1.000
6 Renee Terry	.000	4-0	0	1	0	0	0	0	0	0	.000	0	0	0	0	.000	0	0	0-0	0	0	0	.000

No. Name	ERA	W-L	APP	GS	CG	SHO	SV	IP	H	R	ER	BB	SO	2B	3B	HR	AB	B/Avg.	WP	HBP	BK	SFA	SHA
10 Taylor Cowan	4.71	1-1	6	2	1	0/0	0	16.1	13	11	11	13	4	0	1	3	75	.228	0	3	0	1	1
23 Shea Cothren	9.24	0-0	3	1	0	0/0	0	8.1	13	11	11	8	8	2	0	3	47	.351	3	1	0	0	1
3 Stefanie Barnes	10.50	0-1	4	2	1	0/0	0	9.1	12	15	14	10	6	0	0	2	57	.300	1	4	0	0	3
16 Alora Marble	10.50	1-3	5	2	0	0/0	0	8.0	23	16	12	3	6	3	0	2	50	.523	2	1	0	0	2

### vs. Morehead State

No. Name	Avg.	GP-GS	AB	R	H	2B	3B	HR	RBI	TB	SLG%	BB	HBP	SO	GDP	OB%	SF	SH	SB-ATT	PO	A	E	FLD%
22 Cheyenne Gipson	.857	2-2	7	3	6	0	1	0	2	8	1.143	1	0	0	0	.875	0	0	1-1	2	0	0	1.000
11 Kaitlin Wallace	.375	2-2	8	1	3	0	0	0	3	3	.375	1	0	0	0	.444	0	0	1-1	2	7	1	.900
10 Taylor Cowan	.286	2-2	7	1	2	0	0	0	2	2	.286	0	0	0	0	.250	1	0	0-0	3	3	0	1.000
2 Shelby Stein	.190	8-6	21	3	4	0	0	0	1	4	.190	0	1	8	0	.227	0	1	0-0	3	0	0	1.000
5 Renee Kertz	.148	8-8	27	2	4	0	0	0	2	4	.148	3	0	4	0	.233	0	0	0-0	12	16	3	.903
1 Evan Sallis	.143	2-2	7	1	1	0	0	0	1	1	.143	0	0	0	0	.143	0	0	0-0	7	0	1	.875
15 Alene Bethel	.000	1-0	1	0	0	0	0	0	1	0	.000	0	0	0	0	.000	0	0	0-0	0	0	0	.000
6 Renee Terry	.000	1-0	0	1	0	0	0	0	0	0	.000	0	0	0	0	.000	0	0	0-0	0	0	0	.000

No. Name	ERA	W-L	APP	GS	CG	SHO	SV	IP	H	R	ER	BB	SO	2B	3B	HR	AB	B/Avg.	WP	HBP	BK	SFA	SHA
23 Shea Cothren	0.00	0-0	1	0	0	0/0	1	0.2	0	0	0	0	0	0	0	0	3	.000	0	1	0	0	0
10 Taylor Cowan	3.32	1-0	1	1	0	0/0	0	6.1	11	3	3	3	2	2	0	0	32	.440	0	1	0	0	3
3 Stefanie Barnes	5.00	1-1	2	2	2	0/0	0	14.0	21	13	10	7	7	2	0	2	72	.339	0	1	0	1	1
16 Alora Marble	6.00	1-0	1	1	1	0/0	0	7.0	12	7	6	1	7	2	0	2	36	.353	0	0	0	1	0





# SOUTHEAST MISSOURI STATE UNIVERSITY REDHAWKS SOFTBALL

## CAREER STATISTICS

### vs. Murray State

No.	Name	Avg.	GP-GS	AB	R	H	2B	3B	HR	RBI	TB	SLG%	BB	HBP	SO	GDP	OB%	SF	SH	SB-ATT	PO	A	E	FLD%
1	Evan Sallis	.417	3-3	12	3	5	0	0	0	2	5	.417	1	0	1	0	.462	0	0	2-2	3	0	0	1.000
5	Renee Kertz	.333	6-6	21	5	7	0	0	1	7	10	.476	3	0	0	0	.417	0	0	0-0	16	8	1	.960
10	Taylor Cowan	.300	3-3	10	2	3	0	0	1	3	6	.600	1	0	3	0	.364	0	0	0-0	5	1	0	1.000
11	Kaitlin Wallace	.273	3-3	11	5	3	0	0	2	3	9	.818	1	0	5	0	.333	0	1	0-0	8	3	0	1.000
22	Cheyenne Gipson	.111	3-3	9	1	1	0	0	0	0	1	.111	0	0	4	0	.111	0	0	0-0	2	0	0	1.000
2	Shelby Stein	.105	6-6	19	2	2	1	0	0	3	3	.158	1	0	7	0	.143	1	0	1-1	3	1	0	1.000
6	Renee Terry	.000	3-0	0	1	0	0	0	0	0	0	.000	0	0	0	0	.000	0	0	1-1	0	0	0	.000

No.	Name	ERA	W-L	APP	GS	CG	SHO	SV	IP	H	R	ER	BB	SO	2B	3B	HR	AB	B/Avg.	WP	HBP	BK	SFA	SHA
16	Alora Marble	2.47	2-0	3	1	1	0/0	0	11.1	8	5	4	3	7	2	0	1	45	.200	0	0	0	2	0
10	Taylor Cowan	6.56	0-0	2	0	0	0/0	0	5.1	9	6	5	2	3	1	0	0	26	.391	0	0	0	0	1
3	Stefanie Barnes	12.44	0-2	5	3	1	0/0	1	9.0	14	16	16	12	8	1	0	2	55	.350	0	3	0	0	0
23	Shea Cothren	12.92	0-1	2	1	0	0/0	0	4.1	9	8	8	2	3	2	0	1	27	.409	0	2	0	0	1

### vs. SIU Edwardsville

No.	Name	Avg.	GP-GS	AB	R	H	2B	3B	HR	RBI	TB	SLG%	BB	HBP	SO	GDP	OB%	SF	SH	SB-ATT	PO	A	E	FLD%
11	Kaitlin Wallace	.417	4-4	12	3	5	0	1	0	1	7	.583	2	0	5	0	.500	0	0	0-0	5	12	1	.944
10	Taylor Cowan	.357	4-4	14	2	5	1	0	0	1	6	.429	1	1	4	1	.412	1	0	0-0	22	0	1	.957
22	Cheyenne Gipson	.333	4-4	15	3	5	0	0	0	0	5	.333	0	0	3	0	.333	0	1	0-1	5	0	0	1.000
5	Renee Kertz	.313	10-10	32	5	10	4	0	0	5	14	.438	6	0	2	1	.421	0	2	0-0	12	34	1	.979
1	Evan Sallis	.294	4-4	17	3	5	0	0	0	1	5	.294	0	0	0	0	.294	0	0	1-1	13	0	0	1.000
2	Shelby Stein	.267	10-9	30	4	8	1	0	0	2	9	.300	2	1	7	0	.333	0	0	0-0	9	0	1	.900
15	Alene Bethel	.000	2-1	3	0	0	0	0	0	0	0	.000	0	0	1	0	.000	0	0	0-0	0	0	0	.000
6	Renee Terry	.000	2-0	0	1	0	0	0	0	0	0	.000	0	0	0	0	.000	0	0	0-0	0	0	0	.000

No.	Name	ERA	W-L	APP	GS	CG	SHO	SV	IP	H	R	ER	BB	SO	2B	3B	HR	AB	B/Avg.	WP	HBP	BK	SFA	SHA
23	Shea Cothren	2.90	1-0	3	2	0	0/0	0	9.2	10	6	4	3	6	0	0	0	43	.286	0	2	0	0	3
3	Stefanie Barnes	3.15	2-0	5	2	2	0/0	0	20.0	16	12	9	12	14	0	0	0	91	.222	1	2	0	3	2
16	Alora Marble	3.87	2-0	3	2	1	0/0	0	12.2	15	7	7	1	6	2	0	2	58	.283	1	2	0	0	2
10	Taylor Cowan	11.12	0-1	2	0	0	0/0	0	5.2	12	9	9	2	0	2	0	2	33	.444	1	2	0	1	1

### vs. Tennessee State

No.	Name	Avg.	GP-GS	AB	R	H	2B	3B	HR	RBI	TB	SLG%	BB	HBP	SO	GDP	OB%	SF	SH	SB-ATT	PO	A	E	FLD%
11	Kaitlin Wallace	.636	3-3	11	4	7	2	0	0	3	9	.818	0	0	1	0	.636	0	0	0-0	5	3	0	1.000
1	Evan Sallis	.556	3-3	9	5	5	0	0	0	1	5	.556	2	0	0	0	.636	0	0	2-2	7	0	0	1.000
5	Renee Kertz	.536	9-9	28	6	15	2	0	0	9	17	.607	4	1	1	0	.606	0	0	0-0	23	12	6	.854
22	Cheyenne Gipson	.444	3-3	9	3	4	0	0	0	1	4	.444	1	0	3	0	.500	0	0	0-0	1	0	0	1.000
2	Shelby Stein	.423	9-9	26	4	11	1	1	0	4	14	.538	2	0	2	0	.464	0	4	2-3	3	0	1	.750
10	Taylor Cowan	.333	3-3	9	0	3	2	0	0	3	5	.556	0	0	0	0	.300	1	0	0-0	5	2	0	1.000
15	Alene Bethel	.167	2-2	6	0	1	0	0	0	0	1	.167	0	0	1	0	.167	0	0	0-0	11	3	0	1.000
6	Renee Terry	.000	3-0	1	2	0	0	0	0	0	0	.000	0	0	0	0	.000	0	0	0-0	0	0	0	.000



# SOUTHEAST MISSOURI STATE UNIVERSITY REDHAWKS SOFTBALL

## CAREER STATISTICS

No. Name	ERA	W-L	APP	GS	CG	SHO	SV	IP	H	R	ER	BB	SO	2B	3B	HR	AB	B/Avg.	WP	HBP	BK	SFA	SHA
23 Shea Cothren	0.00	1-0	1	0	0	0/0	0	2.0	1	0	0	3	2	0	0	0	9	.167	0	0	0	0	0
16 Alora Marble	0.88	1-0	2	1	1	0/0	1	8.0	5	3	1	4	7	2	0	0	33	.192	2	0	0	1	2
3 Stefanie Barnes	1.67	3-0	6	3	3	2/0	0	21.0	17	9	5	8	14	0	0	3	94	.207	0	4	0	0	0
10 Taylor Cowan	4.67	0-0	1	1	0	0/0	0	3.0	3	4	2	1	2	0	0	0	15	.231	0	1	0	0	0

### vs. Tennessee Tech

No. Name	Avg.	GP-GS	AB	R	H	2B	3B	HR	RBI	TB	SLG%	BB	HBP	SO	GDP	OB%	SF	SH	SB-ATT	PO	A	E	FLD%
11 Kaitlin Wallace	.500	3-3	6	1	3	0	0	0	0	3	.500	1	1	1	0	.625	0	1	0-0	2	6	1	.889
10 Taylor Cowan	.250	3-3	8	1	2	0	0	0	0	2	.250	1	0	0	0	.333	0	0	0-0	16	4	0	1.000
2 Shelby Stein	.233	10-10	30	1	7	1	0	0	3	8	.267	1	0	6	0	.258	0	0	1-1	12	0	1	.923
5 Renee Kertz	.217	10-10	23	4	5	1	1	0	5	8	.348	7	1	3	0	.419	0	0	0-0	13	30	4	.915
22 Cheyenne Gipson	.200	3-3	10	0	2	0	0	0	0	2	.200	1	0	3	0	.273	0	0	0-0	5	1	0	1.000
1 Evan Sallis	.111	3-3	9	1	1	0	0	0	0	1	.111	0	0	1	0	.111	0	0	0-0	4	0	0	1.000
15 Alene Bethel	.000	1-0	1	0	0	0	0	0	0	0	.000	0	0	0	0	.000	0	0	0-0	0	0	0	.000
6 Renee Terry	.000	3-0	0	1	0	0	0	0	0	0	.000	0	0	0	0	.000	0	0	0-0	0	0	0	.000

No. Name	ERA	W-L	APP	GS	CG	SHO	SV	IP	H	R	ER	BB	SO	2B	3B	HR	AB	B/Avg.	WP	HBP	BK	SFA	SHA
16 Alora Marble	0.00	0-0	2	0	0	0/0	1	4.0	1	0	0	2	3	0	0	0	16	.071	0	0	0	0	0
23 Shea Cothren	2.17	1-1	2	2	0	0/0	0	9.2	7	3	3	8	1	4	0	1	43	.206	2	0	0	1	0
3 Stefanie Barnes	3.50	2-2	4	4	2	1/0	0	16.0	16	10	8	8	3	3	0	2	73	.262	0	2	0	0	2
10 Taylor Cowan	4.50	0-0	3	0	0	0/0	1	4.2	8	4	3	2	2	1	0	0	24	.381	1	0	0	0	1

### vs. UT Martin

No. Name	Avg.	GP-GS	AB	R	H	2B	3B	HR	RBI	TB	SLG%	BB	HBP	SO	GDP	OB%	SF	SH	SB-ATT	PO	A	E	FLD%
11 Kaitlin Wallace	.400	3-3	5	1	2	0	0	0	0	2	.400	4	0	1	0	.667	0	0	0-0	6	7	0	1.000
22 Cheyenne Gipson	.364	3-3	11	1	4	0	0	0	1	4	.364	0	0	4	0	.364	0	0	0-1	3	1	0	1.000
10 Taylor Cowan	.250	3-3	8	0	2	1	0	0	3	3	.375	1	0	2	0	.333	0	1	0-0	13	1	0	1.000
2 Shelby Stein	.242	11-11	33	2	8	1	0	0	1	9	.273	2	3	8	1	.342	0	0	0-0	11	0	0	1.000
1 Evan Sallis	.200	3-3	10	1	2	0	0	0	0	2	.200	0	0	0	0	.200	0	0	0-0	2	0	1	.667
5 Renee Kertz	.194	11-11	31	4	6	0	0	1	2	9	.290	5	0	8	0	.306	0	3	1-1	15	23	2	.950
15 Alene Bethel	.000	2-0	2	0	0	0	0	0	0	0	.000	0	0	2	0	.000	0	0	0-0	1	0	0	1.000
6 Renee Terry	.000	1-0	0	0	0	0	0	0	0	0	.000	0	0	0	0	.000	0	0	0-0	0	0	0	.000

No. Name	ERA	W-L	APP	GS	CG	SHO	SV	IP	H	R	ER	BB	SO	2B	3B	HR	AB	B/Avg.	WP	HBP	BK	SFA	SHA
3 Stefanie Barnes	2.58	0-2	4	2	2	0/0	0	19.0	18	8	7	11	4	5	0	1	86	.265	0	2	0	1	4
23 Shea Cothren	4.06	0-1	3	2	0	0/0	0	10.1	12	6	6	4	7	2	2	0	45	.300	0	0	0	0	1
16 Alora Marble	5.60	1-1	2	1	0	0/0	0	5.0	9	6	4	0	3	2	0	0	26	.346	0	0	0	0	0
10 Taylor Cowan	8.08	0-0	2	0	0	0/0	0	4.1	6	5	5	0	4	1	0	0	22	.300	0	0	0	0	2





# SOUTHEAST MISSOURI STATE UNIVERSITY REDHAWKS SOFTBALL

## 2012 REDHAWKS



*Left to Right: Renee Kertz, Cheyenne Gipson, Evan Sallis, Shelby Stein, Stefanie Barnes*



*Left to Right: Xia Wilson, Taylor Cowan, Simone Patterson, Leah Becker, Kaitlin Wallace*



*Back Row Standing (L-R): Renee Terry, Alora Marble, Alene Bethel, Shea Cothren  
Front: Brittany Smith*



*Left to Right: Katy McAllister, Megan Cidlik, Lindsey Patterson, Jamie Woodworth*







**SOUTHEAST MISSOURI STATE UNIVERSITY REDHAWKS  
YEAR IN REVIEW**







# SOUTHEAST MISSOURI STATE UNIVERSITY REDHAWKS SOFTBALL

## 2011 STATISTICS

**Overall:** 31-30 **Home:** 15-10 **Away:** 11-12 **Neutral:** 5-8 **OVC:** 17-12

No.	Name	Avg.	GP-GS	AB	R	H	2B	3B	HR	RBI	TB	SLG%	BB	HBP	SO	GDP	OB%	SF	SH	SB-ATT	PO	A	E	FLD%
21	Carmen Fowler	.386	61-61	189	37	73	12	3	2	45	97	.513	23	1	22	0	.445	5	2	1-2	149	108	9	.966
5	Renee Kertz	.328	61-61	180	28	59	11	1	7	48	93	.517	23	6	19	0	.417	2	5	0-0	91	121	19	.918
22	Cheyenne Gipson	.306	61-60	180	28	55	1	1	0	12	58	.322	10	0	48	0	.342	0	3	20-22	65	6	1	.986
1	Evan Sallis	.303	61-61	208	43	63	3	2	0	10	70	.337	8	2	19	0	.335	0	3	15-16	109	5	5	.958
10	Taylor Cowan	.279	61-61	179	20	50	12	0	8	31	86	.480	16	6	32	1	.351	4	2	0-2	228	44	2	.993
8	Shelby Kuryllo	.279	53-45	129	16	36	5	0	9	30	68	.527	14	1	27	1	.354	0	8	1-1	198	35	5	.979
9	Nicole Troncoso	.271	59-56	181	18	49	11	1	4	33	74	.409	4	1	25	2	.286	3	5	1-1	151	4	2	.987
11	Kaitlin Wallace	.259	61-61	166	30	43	8	1	2	19	59	.355	20	4	54	0	.353	0	8	8-9	79	112	10	.950
20	Melissa Walker	.277	27-22	47	10	13	1	0	0	1	14	.298	2	0	12	0	.306	0	4	0-0	29	0	1	.967
2	Shelby Stein	.252	56-40	119	13	30	2	0	1	13	35	.294	7	7	25	0	.331	0	5	0-0	36	0	5	.878
7	Amber Ewert	.231	32-3	13	9	3	0	0	0	1	3	.231	0	0	4	0	.231	0	0	6-7	4	0	1	.800
15	Alene Bethel	.153	33-17	59	1	9	0	0	0	7	9	.153	4	1	18	0	.219	0	0	0-0	62	6	0	1.000
12	Jordan Learn	.083	15-1	12	0	1	1	0	0	0	2	.167	1	0	5	0	.154	0	0	0-0	3	3	0	1.000
4	Whitney Dupuis	.000	13-1	4	4	0	0	0	0	0	0	.000	0	0	2	0	.000	0	0	0-0	6	3	2	.818
14	Ragan Dunn	.000	3-0	2	0	0	0	0	0	0	0	.000	0	0	1	0	.000	0	0	0-0	0	0	0	.000
6	Renee Terry	.000	40-0	1	18	0	0	0	0	0	0	.000	1	0	0	0	.500	0	0	1-1	0	0	0	.000
23	Shea Cothren	.000	5-3	1	0	0	0	0	0	0	0	.000	0	0	0	0	.000	0	0	0-0	7	16	1	.958
3	Stefanie Barnes	.000	4-0	0	0	0	0	0	0	0	0	.000	0	0	0	0	.000	0	0	0-0	1	10	0	1.000
16	Alora Marble	.000	2-2	0	0	0	0	0	0	0	0	.000	0	0	0	0	.000	0	0	0-0	7	29	1	.973
<b>Totals</b>		<b>.290</b>	<b>61-61</b>	<b>1670</b>	<b>275</b>	<b>484</b>	<b>67</b>	<b>9</b>	<b>33</b>	<b>250</b>	<b>668</b>	<b>.400</b>	<b>133</b>	<b>29</b>	<b>313</b>	<b>4</b>	<b>.350</b>	<b>14</b>	<b>45</b>	<b>53-61</b>	<b>1225</b>	<b>502</b>	<b>64</b>	<b>.964</b>
<b>Opponents</b>		<b>.283</b>	<b>61-61</b>	<b>1609</b>	<b>292</b>	<b>456</b>	<b>72</b>	<b>6</b>	<b>49</b>	<b>266</b>	<b>687</b>	<b>.427</b>	<b>185</b>	<b>48</b>	<b>223</b>	<b>10</b>	<b>.372</b>	<b>12</b>	<b>46</b>	<b>95-111</b>	<b>1225</b>	<b>480</b>	<b>84</b>	<b>.953</b>

LOB - Team (397), Opp (388). DPs turned - Team (31), Opp (15). CI - Team (0), Opp (1). IBB - Team (1), Troncoso 1, Opp (1). Picked off - Gipson 1.

No.	Name	ERA	W-L	APP	GS	CG	SHO	SV	IP	H	R	ER	BB	SO	2B	3B	HR	AB	B/Avg.	WP	HBP	BK	SFA	SHA
16	Alora Marble	2.99	18-8	41	24	12	2/0	3	159.1	169	93	68	42	97	26	3	21	634	.267	8	8	0	5	9
10	Taylor Cowan	4.65	6-8	34	7	2	0/0	1	102.1	118	82	68	53	38	14	1	9	405	.291	6	16	2	3	16
23	Shea Cothren	5.48	4-12	36	24	3	0/0	2	101.0	128	85	79	60	54	29	2	12	399	.321	10	12	0	4	15
4	Whitney Dupuis	3.94	0-0	4	1	0	0/0	0	5.1	4	6	3	7	1	2	0	0	17	.235	2	0	0	0	4
3	Stefanie Barnes	4.17	3-2	24	5	1	1/0	0	40.1	37	26	24	23	33	1	0	7	154	.240	3	12	0	0	2
<b>Totals</b>		<b>4.11</b>	<b>31-30</b>	<b>61</b>	<b>61</b>	<b>18</b>	<b>3/0</b>	<b>6</b>	<b>408.1</b>	<b>456</b>	<b>292</b>	<b>240</b>	<b>185</b>	<b>223</b>	<b>72</b>	<b>6</b>	<b>49</b>	<b>1609</b>	<b>.283</b>	<b>29</b>	<b>48</b>	<b>2</b>	<b>12</b>	<b>46</b>
<b>Opponents</b>		<b>3.70</b>	<b>30-31</b>	<b>61</b>	<b>61</b>	<b>28</b>	<b>7/0</b>	<b>3</b>	<b>408.1</b>	<b>484</b>	<b>275</b>	<b>216</b>	<b>133</b>	<b>313</b>	<b>67</b>	<b>9</b>	<b>33</b>	<b>1670</b>	<b>.290</b>	<b>26</b>	<b>29</b>	<b>1</b>	<b>14</b>	<b>45</b>

PB - Team (28), Kuryllo 16, Bethel 12, Opp (22). Pickoffs - Team (3), Kuryllo 3, Opp (1). SBA/ATT - Kuryllo (71-84), Cowan (32-35), Marble (28-34), Cothren (24-28), Bethel (24-27), Barnes (11-14).





# SOUTHEAST MISSOURI STATE UNIVERSITY REDHAWKS SOFTBALL

## 2011 OVC STATISTICS

**Overall:** 17-12 **Home:** 9-6 **Away:** 8-6

No.	Name	Avg.	GP-GS	AB	R	H	2B	3B	HR	RBI	TB	SLG%	BB	HBP	SO	GDP	OB%	SF	SH	SB-ATT	PO	A	E	FLD%
21	Carmen Fowler	.372	29-29	94	20	35	4	1	2	23	47	.500	9	1	11	0	.421	3	1	0-1	72	53	2	.984
5	Renee Kertz	.341	29-29	88	20	30	7	1	6	29	57	.648	15	4	6	0	.458	0	1	0-0	46	57	7	.936
10	Taylor Cowan	.333	29-29	87	13	29	5	0	2	16	40	.460	6	3	14	0	.384	3	1	0-2	95	13	0	1.000
22	Cheyenne Gipson	.330	29-29	91	16	30	1	1	0	6	33	.363	4	0	26	0	.358	0	2	2-4	28	2	0	1.000
11	Kaitlin Wallace	.318	29-29	85	17	27	6	0	2	14	39	.459	11	2	21	0	.408	0	4	2-2	41	49	5	.947
1	Evan Sallis	.303	29-29	99	21	30	1	0	0	5	31	.313	4	0	6	0	.330	0	1	7-7	52	2	2	.964
9	Nicole Troncoso	.289	29-29	97	14	28	6	0	3	21	43	.443	1	0	13	0	.287	3	2	1-1	74	1	2	.974
8	Shelby Kuryllo	.288	27-25	73	9	21	4	0	5	17	40	.548	6	1	10	1	.350	0	5	0-0	120	18	2	.986
2	Shelby Stein	.242	29-23	66	8	16	1	0	1	11	20	.303	3	3	13	0	.306	0	2	0-0	23	0	4	.852
20	Melissa Walker	.412	11-6	17	3	7	0	0	0	0	7	.412	1	0	2	0	.444	0	2	0-0	12	0	0	1.000
15	Alene Bethel	.105	12-4	19	0	2	0	0	0	3	2	.105	0	0	4	0	.105	0	0	0-0	17	3	0	1.000
12	Jordan Learn	.000	4-0	3	0	0	0	0	0	0	0	.000	1	0	1	0	.250	0	0	0-0	2	2	0	1.000
4	Whitney Dupuis	.000	6-0	2	3	0	0	0	0	0	0	.000	0	0	0	0	.000	0	0	0-0	0	0	0	.000
23	Shea Cothren	.000	2-1	1	0	0	0	0	0	0	0	.000	0	0	0	0	.000	0	0	0-0	6	12	0	1.000
6	Renee Terry	.000	22-0	1	10	0	0	0	0	0	0	.000	1	0	0	0	.500	0	0	1-1	0	0	0	.000
7	Amber Ewert	.000	10-0	1	5	0	0	0	0	0	0	.000	0	0	1	0	.000	0	0	1-1	2	0	0	1.000
3	Stefanie Barnes	.000	2-0	0	0	0	0	0	0	0	0	.000	0	0	0	0	.000	0	0	0-0	0	4	0	1.000
16	Alora Marble	.000	1-1	0	0	0	0	0	0	0	0	.000	0	0	0	0	.000	0	0	0-0	4	13	0	1.000
<b>Totals</b>		<b>.309</b>	<b>29-29</b>	<b>824</b>	<b>159</b>	<b>255</b>	<b>35</b>	<b>3</b>	<b>21</b>	<b>145</b>	<b>359</b>	<b>.436</b>	<b>62</b>	<b>14</b>	<b>128</b>	<b>1</b>	<b>.364</b>	<b>9</b>	<b>21</b>	<b>14-19</b>	<b>594</b>	<b>229</b>	<b>24</b>	<b>.972</b>
<b>Opponents</b>		<b>.304</b>	<b>29-29</b>	<b>795</b>	<b>150</b>	<b>242</b>	<b>39</b>	<b>2</b>	<b>26</b>	<b>144</b>	<b>363</b>	<b>.457</b>	<b>82</b>	<b>23</b>	<b>122</b>	<b>6</b>	<b>.383</b>	<b>7</b>	<b>23</b>	<b>44-55</b>	<b>591</b>	<b>242</b>	<b>39</b>	<b>.955</b>

LOB - Team (183), Opp (189). DPs turned - Team (16), Opp (7). IBB - Team (1), Troncoso 1.

No.	Name	ERA	W-L	APP	GS	CG	SHO	SV	IP	H	R	ER	BB	SO	2B	3B	HR	AB	B/Avg.	WP	HBP	BK	SFA	SHA
16	Alora Marble	3.00	10-4	21	10	5	0/0	2	74.2	82	43	32	19	54	15	0	9	299	.274	5	3	0	4	5
23	Shea Cothren	5.47	3-6	20	12	1	0/0	1	62.2	80	53	49	37	35	14	2	8	248	.323	6	7	0	1	10
10	Taylor Cowan	6.42	2-2	17	3	0	0/0	1	40.1	61	41	37	15	16	10	0	5	171	.357	2	5	0	2	8
4	Whitney Dupuis	0.00	0-0	1	0	0	0/0	0	0.2	0	0	0	0	0	0	0	0	2	.000	1	0	0	0	0
3	Stefanie Barnes	4.63	2-0	12	4	1	1/0	0	19.2	19	13	13	11	17	0	0	4	75	.253	0	8	0	0	0
<b>Totals</b>		<b>4.63</b>	<b>17-12</b>	<b>29</b>	<b>29</b>	<b>7</b>	<b>1/0</b>	<b>4</b>	<b>198.0</b>	<b>242</b>	<b>150</b>	<b>131</b>	<b>82</b>	<b>122</b>	<b>39</b>	<b>2</b>	<b>26</b>	<b>795</b>	<b>.304</b>	<b>14</b>	<b>23</b>	<b>0</b>	<b>7</b>	<b>23</b>
<b>Opponents</b>		<b>4.34</b>	<b>12-17</b>	<b>29</b>	<b>29</b>	<b>14</b>	<b>3/0</b>	<b>0</b>	<b>197.0</b>	<b>255</b>	<b>159</b>	<b>122</b>	<b>62</b>	<b>128</b>	<b>35</b>	<b>3</b>	<b>21</b>	<b>824</b>	<b>.309</b>	<b>12</b>	<b>14</b>	<b>0</b>	<b>9</b>	<b>21</b>

PB - Team (9), Kuryllo 9, Opp (12). SBA/ATT - Kuryllo (41-50), Marble (15-18), Cothren (13-17), Cowan (11-12), Barnes (5-8), Bethel (3-5).







# SOUTHEAST MISSOURI STATE UNIVERSITY

# REDHAWKS SOFTBALL

## 2011 RESULTS

Date	Opponent	W/L	Score	R	H	E/	R	H	E	Innings	Overall	Conference	Pitcher of Record	Attendance	Time
02-11-11	vs. Northwestern State!	L	1-2	1	4	0/	2	3	0	7	0-1-0	0-0-0	Cothren (L, 0-1)	85	1:51
02-11-11	at UL Monroe!	L	3-11	3	4	6/	11	9	0	5	0-2-0	0-0-0	Marble (L, 0-1)	220	1:42
02-12-11	vs. Indiana State!	W	6-2	6	9	0/	2	7	3	7	1-2-0	0-0-0	Marble (W, 1-1)	374	1:57
02-12-11	at UL Monroe!	L	1-6	1	7	0/	6	10	1	7	1-3-0	0-0-0	Cothren (L, 0-2)	234	1:58
02-13-11	vs. Northwestern State!	L	2-10	2	2	1/	10	10	2	5	1-4-0	0-0-0	Marble (L, 1-2)	56	1:53
02-25-11	vs. South Alabama#	L	3-8	3	7	0/	8	7	2	7	1-5-0	0-0-0	Cothren (L, 0-3)	101	2:30
02-25-11	vs. Western Kentucky#	L	5-8	5	11	3/	8	9	1	7	1-6-0	0-0-0	Marble (L, 1-3)	110	2:02
02-26-11	vs. Louisiana Tech#	W	5-4	5	10	0/	4	4	0	7	2-6-0	0-0-0	Cothren (W, 1-3)	75	1:52
02-26-11	vs. Austin Peay#	W	6-3	6	7	0/	3	7	1	7	3-6-0	0-0-0	Cowan (W, 1-0)	75	2:08
02-27-11	at Ole Miss#	L	2-4	2	7	2/	4	6	0	7	3-7-0	0-0-0	Cowan (L, 1-1)	197	2:08
03-04-11	vs. #18 Missouri&	L	0-5	0	3	0/	5	4	1	7	3-8-0	0-0-0	Cowan (L, 1-2)	70	1:45
03-04-11	vs. Missouri State&	L	2-3	2	4	2/	3	4	2	7	3-9-0	0-0-0	Cowan (L, 1-3)	60	1:54
03-05-11	at Saint Louis	L	3-8	3	9	1/	8	12	0	7	3-10-0	0-0-0	Cothren (L, 1-4)	90	1:58
03-09-11	<b>Southern Illinois</b>	<b>L</b>	<b>0-10</b>	<b>0</b>	<b>2</b>	<b>2/</b>	<b>10</b>	<b>7</b>	<b>2</b>	<b>5</b>	<b>3-11-0</b>	<b>0-0-0</b>	<b>Cowan (L, 1-4)</b>	<b>99</b>	<b>1:00</b>
03-12-11	at SIU Edwardsville*	W	11-4	11	14	0/	4	10	0	(9)	4-11-0	1-0-0	Marble (W, 2-3)	-	2:42
03-12-11	at SIU Edwardsville*	W	8-6	8	15	0/	6	11	4	(8)	5-11-0	2-0-0	Cothren (W, 2-4)	115	2:28
03-13-11	at SIU Edwardsville*	L	1-11	1	5	2/	11	9	1	5	5-12-0	2-1-0	Cowan (L, 1-5)	117	1:29
03-17-11	at Belmont	L	0-3	0	1	0/	3	7	1	7	5-13-0	2-1-0	Cothren (L, 2-5)	55	1:40
03-17-11	at Belmont	L	5-6	5	12	2/	6	11	4	(8)	5-14-0	2-1-0	Barnes (L, 0-1)	57	2:30
03-19-11	<b>Tennessee Tech*</b>	<b>W</b>	<b>4-1</b>	<b>4</b>	<b>4</b>	<b>1/</b>	<b>1</b>	<b>4</b>	<b>0</b>	<b>7</b>	<b>6-14-0</b>	<b>3-1-0</b>	<b>Cothren (W, 3-5)</b>	<b>-</b>	<b>1:40</b>
03-19-11	<b>Tennessee Tech*</b>	<b>W</b>	<b>6-3</b>	<b>6</b>	<b>10</b>	<b>1/</b>	<b>3</b>	<b>7</b>	<b>0</b>	<b>7</b>	<b>7-14-0</b>	<b>4-1-0</b>	<b>Barnes (W, 1-1)</b>	<b>275</b>	<b>1:52</b>
03-20-11	<b>Tennessee Tech*</b>	<b>L</b>	<b>1-4</b>	<b>1</b>	<b>4</b>	<b>1/</b>	<b>4</b>	<b>8</b>	<b>2</b>	<b>7</b>	<b>7-15-0</b>	<b>4-2-0</b>	<b>Cothren (L, 3-6)</b>	<b>113</b>	<b>1:00</b>
03-23-11	<b>Evansville</b>	<b>L</b>	<b>2-4</b>	<b>2</b>	<b>8</b>	<b>3/</b>	<b>4</b>	<b>8</b>	<b>2</b>	<b>(8)</b>	<b>7-16-0</b>	<b>4-2-0</b>	<b>Cothren (L, 3-7)</b>	<b>-</b>	<b>2:00</b>
03-23-11	<b>Evansville</b>	<b>W</b>	<b>9-0</b>	<b>9</b>	<b>11</b>	<b>0/</b>	<b>0</b>	<b>1</b>	<b>3</b>	<b>5</b>	<b>8-16-0</b>	<b>4-2-0</b>	<b>Marble (W, 3-3)</b>	<b>132</b>	<b>1:00</b>
03-26-11	at Jacksonville State*	W	7-6	7	9	0/	6	11	2	7	9-16-0	5-2-0	Marble (W, 4-3)	141	2:19
03-26-11	at Jacksonville State*	L	5-8	5	8	0/	8	11	1	7	9-17-0	5-3-0	Marble (L, 4-4)	102	1:45
03-27-11	at Jacksonville State*	L	8-13	8	9	1/	13	11	3	7	9-18-0	5-4-0	Marble (L, 4-5)	218	2:27
03-30-11	<b>UT Martin*</b>	<b>W</b>	<b>5-4</b>	<b>5</b>	<b>10</b>	<b>0/</b>	<b>4</b>	<b>7</b>	<b>4</b>	<b>7</b>	<b>10-18-0</b>	<b>6-4-0</b>	<b>Marble (W, 5-5)</b>	<b>-</b>	<b>1:00</b>
03-30-11	<b>UT Martin*</b>	<b>L</b>	<b>1-7</b>	<b>1</b>	<b>1</b>	<b>1/</b>	<b>7</b>	<b>13</b>	<b>0</b>	<b>7</b>	<b>10-19-0</b>	<b>6-5-0</b>	<b>Marble (L, 5-6)</b>	<b>154</b>	<b>1:00</b>
04-02-11	<b>Austin Peay*</b>	<b>W</b>	<b>8-5</b>	<b>8</b>	<b>8</b>	<b>1/</b>	<b>5</b>	<b>7</b>	<b>4</b>	<b>7</b>	<b>11-19-0</b>	<b>7-5-0</b>	<b>Marble (W, 6-6)</b>	<b>-</b>	<b>1:00</b>
04-02-11	<b>Austin Peay*</b>	<b>W</b>	<b>9-1</b>	<b>9</b>	<b>10</b>	<b>0/</b>	<b>1</b>	<b>3</b>	<b>2</b>	<b>5</b>	<b>12-19-0</b>	<b>8-5-0</b>	<b>Cowan (W, 2-5)</b>	<b>200</b>	<b>1:00</b>
04-03-11	<b>Austin Peay*</b>	<b>L</b>	<b>1-2</b>	<b>1</b>	<b>5</b>	<b>0/</b>	<b>2</b>	<b>6</b>	<b>1</b>	<b>7</b>	<b>12-20-0</b>	<b>8-6-0</b>	<b>Cothren (L, 3-8)</b>	<b>100</b>	<b>1:00</b>
04-06-11	<b>Indiana State</b>	<b>W</b>	<b>10-8</b>	<b>10</b>	<b>13</b>	<b>1/</b>	<b>8</b>	<b>11</b>	<b>3</b>	<b>7</b>	<b>13-20-0</b>	<b>8-6-0</b>	<b>Barnes (W, 2-1)</b>	<b>-</b>	<b>2:00</b>
04-06-11	<b>Indiana State</b>	<b>W</b>	<b>4-2</b>	<b>4</b>	<b>8</b>	<b>2/</b>	<b>2</b>	<b>4</b>	<b>2</b>	<b>7</b>	<b>14-20-0</b>	<b>8-6-0</b>	<b>Cowan (W, 3-5)</b>	<b>112</b>	<b>1:00</b>
04-07-11	at UT Martin*	L	2-7	2	6	2/	7	9	0	7	14-21-0	8-7-0	Cothren (L, 3-9)	75	1:00
04-09-11	at Tennessee State*	W	6-5	6	14	2/	5	6	1	7	15-21-0	9-7-0	Cothren (W, 4-9)	315	1:48
04-09-11	at Tennessee State*	W	5-3	5	11	2/	3	5	0	7	16-21-0	10-7-0	Marble (W, 7-6)	147	1:38
04-10-11	at Tennessee State*	W	10-0	10	12	0/	0	3	1	5	17-21-0	11-7-0	Barnes (W, 3-1)	89	1:00
04-13-11	at Eastern Illinois*	L	0-2	0	2	1/	2	4	1	7	17-22-0	11-8-0	Cothren (L, 4-10)	-	1:35
04-13-11	at Eastern Illinois*	L	0-4	0	6	0/	4	8	1	7	17-23-0	11-9-0	Cowan (L, 3-6)	419	1:47
04-16-11	<b>Murray State*</b>	<b>W</b>	<b>10-9</b>	<b>10</b>	<b>13</b>	<b>0/</b>	<b>9</b>	<b>13</b>	<b>3</b>	<b>(8)</b>	<b>18-23-0</b>	<b>12-9-0</b>	<b>Marble (W, 8-6)</b>	<b>-</b>	<b>2:00</b>
04-16-11	<b>Murray State*</b>	<b>W</b>	<b>11-4</b>	<b>11</b>	<b>15</b>	<b>1/</b>	<b>4</b>	<b>5</b>	<b>3</b>	<b>7</b>	<b>19-23-0</b>	<b>13-9-0</b>	<b>Marble (W, 9-6)</b>	<b>137</b>	<b>1:00</b>
04-17-11	<b>Murray State*</b>	<b>L</b>	<b>7-9</b>	<b>7</b>	<b>8</b>	<b>1/</b>	<b>9</b>	<b>9</b>	<b>1</b>	<b>7</b>	<b>19-24-0</b>	<b>13-10-0</b>	<b>Cothren (L, 4-11)</b>	<b>128</b>	<b>2:00</b>
04-19-11	<b>Eastern Illinois*</b>	<b>W</b>	<b>8-4</b>	<b>8</b>	<b>8</b>	<b>2/</b>	<b>4</b>	<b>9</b>	<b>1</b>	<b>7</b>	<b>20-24-0</b>	<b>14-10-0</b>	<b>Marble (W, 10-6)</b>	<b>111</b>	<b>1:00</b>
04-22-11	<b>Williams Baptist</b>	<b>W</b>	<b>4-1</b>	<b>4</b>	<b>7</b>	<b>1/</b>	<b>1</b>	<b>5</b>	<b>2</b>	<b>7</b>	<b>21-24-0</b>	<b>14-10-0</b>	<b>Marble (W, 11-6)</b>	<b>-</b>	<b>1:18</b>
04-22-11	<b>Williams Baptist</b>	<b>W</b>	<b>5-2</b>	<b>5</b>	<b>7</b>	<b>0/</b>	<b>2</b>	<b>5</b>	<b>0</b>	<b>7</b>	<b>22-24-0</b>	<b>14-10-0</b>	<b>Cowan (W, 4-6)</b>	<b>123</b>	<b>1:15</b>
04-28-11	at Middle Tennessee	W	3-2	3	7	1/	2	10	0	7	23-24-0	14-10-0	Marble (W, 12-6)	-	1:40
04-28-11	at Middle Tennessee	L	3-7	3	8	1/	7	9	2	7	23-25-0	14-10-0	Barnes (L, 3-2)	100	2:00
04-30-11	at Morehead State*	W	14-7	14	17	2/	7	12	2	7	24-25-0	15-10-0	Marble (W, 13-6)	113	2:16
04-30-11	at Morehead State*	W	4-3	4	8	1/	3	11	0	7	25-25-0	16-10-0	Cowan (W, 5-6)	122	2:00
05-04-11	<b>Saint Louis</b>	<b>W</b>	<b>5-1</b>	<b>5</b>	<b>13</b>	<b>1/</b>	<b>1</b>	<b>3</b>	<b>1</b>	<b>7</b>	<b>26-25-0</b>	<b>16-10-0</b>	<b>Marble (W, 14-6)</b>	<b>-</b>	<b>1:00</b>
05-04-11	<b>Saint Louis</b>	<b>L</b>	<b>2-3</b>	<b>2</b>	<b>4</b>	<b>1/</b>	<b>3</b>	<b>6</b>	<b>0</b>	<b>7</b>	<b>26-26-0</b>	<b>16-10-0</b>	<b>Cowan (L, 5-7)</b>	<b>147</b>	<b>1:00</b>
05-07-11	<b>Eastern Kentucky*</b>	<b>W</b>	<b>5-1</b>	<b>5</b>	<b>10</b>	<b>0/</b>	<b>1</b>	<b>6</b>	<b>1</b>	<b>7</b>	<b>27-26-0</b>	<b>17-10-0</b>	<b>Marble (W, 15-6)</b>	<b>-</b>	<b>1:00</b>
05-07-11	<b>Eastern Kentucky*</b>	<b>L</b>	<b>0-8</b>	<b>0</b>	<b>3</b>	<b>0/</b>	<b>8</b>	<b>12</b>	<b>0</b>	<b>5</b>	<b>27-27-0</b>	<b>17-11-0</b>	<b>Cothren (L, 4-12)</b>	<b>225</b>	<b>1:00</b>
05-08-11	<b>Eastern Kentucky*</b>	<b>L</b>	<b>2-9</b>	<b>2</b>	<b>10</b>	<b>2/</b>	<b>9</b>	<b>12</b>	<b>0</b>	<b>(12)</b>	<b>27-28-0</b>	<b>17-12-0</b>	<b>Marble (W, 15-7)</b>	<b>200</b>	<b>2:00</b>
05-12-11	vs. SIU Edwardsville%	W	4-3	4	11	3/	3	7	1	(8)	28-28-0	17-12-0	Marble (W, 16-7)	-	1:47
05-12-11	at Eastern Illinois%	W	4-0	4	7	0/	0	3	2	7	29-28-0	17-12-0	Marble (W, 17-7)	406	1:55
05-13-11	vs. Jacksonville State%	L	0-4	0	0	2/	4	7	0	7	29-29-0	17-12-0	Marble (L, 17-8)	-	1:16
05-14-11	at Eastern Illinois%	W	9-1	9	9	1/	1	5	5	6	30-29-0	17-12-0	Marble (W, 18-8)	-	2:07
05-14-11	vs. Jacksonville State%	W	3-2	3	6	3/	2	6	0	7	31-29-0	17-12-0	Cowan (W, 6-7)	188	1:58
05-15-11	vs. Jacksonville State%	L	5-9	5	11	1/	9	7	2	7	31-30-0	17-12-0	Cowan (L, 6-8)	75	1:59

Home Games in Bold; \* - Denotes Ohio Valley Conference Game; ! - ULM Mardi Gras Classic; # - Red & Blue Classic; & - Saint Louis Breast Cancer Tournament; % - OVC Tournament



# SOUTHEAST MISSOURI STATE UNIVERSITY REDHAWKS SOFTBALL

## 2011 STATISTICS

### Hitting Statistics (Home Games:15-10, 9-6 OVC)

No.	Name	Avg.	GP-GS	AB	R	H	2B	3B	HR	RBI	TB	SLG%	BB	HBP	SO	GDP	OB%	SF	SH	SB-ATT	PO	A	E	FLD%
21	Carmen Fowler	.438	25-25	73	19	32	7	1	2	15	47	.644	9	1	7	0	.494	2	1	1-1	70	44	2	.983
5	Renee Kertz	.356	25-25	73	16	26	3	1	5	25	46	.630	10	1	4	0	.435	1	2	0-0	38	54	6	.939
2	Shelby Stein	.333	25-18	54	6	18	2	0	1	10	23	.426	3	4	9	0	.410	0	0	0-0	21	0	3	.875
10	Taylor Cowan	.319	25-25	69	11	22	5	0	5	13	42	.609	9	1	11	0	.405	0	1	0-2	96	14	1	.991
8	Shelby Kuryllo	.314	21-19	51	7	16	4	0	5	17	35	.686	8	0	9	0	.407	0	2	0-0	100	12	2	.982
9	Nicole Troncoso	.310	25-24	71	10	22	6	0	2	14	34	.479	3	0	11	0	.333	1	4	0-0	57	1	2	.967
1	Evan Sallis	.280	25-25	82	16	23	1	0	0	3	24	.293	2	0	6	0	.298	0	2	7-8	36	3	1	.975
11	Kaitlin Wallace	.225	25-25	71	13	16	2	0	2	9	24	.338	7	1	24	0	.304	0	4	3-4	28	47	4	.949
22	Cheyenne Gipson	.211	25-24	71	7	15	1	0	0	3	16	.225	2	0	20	0	.233	0	1	7-7	26	1	0	1.000
20	Melissa Walker	.375	10-8	16	4	6	1	0	0	1	7	.438	1	0	4	0	.412	0	1	0-0	14	0	0	1.000
7	Amber Ewert	.250	13-0	4	3	1	0	0	0	1	1	.250	0	0	2	0	.250	0	0	1-2	2	0	1	.667
15	Alene Bethel	.160	14-7	25	0	4	0	0	0	5	4	.160	1	1	9	0	.222	0	0	0-0	26	3	0	1.000
12	Jordan Learn	.000	6-0	6	0	0	0	0	0	0	0	.000	0	0	2	0	.000	0	0	0-0	1	1	0	1.000
4	Whitney Dupuis	.000	4-0	3	1	0	0	0	0	0	0	.000	0	0	1	0	.000	0	0	0-0	0	1	0	1.000
14	Ragan Dunn	.000	3-0	2	0	0	0	0	0	0	0	.000	0	0	1	0	.000	0	0	0-0	0	0	0	.000
6	Renee Terry	.000	18-0	0	9	0	0	0	0	0	0	.000	1	0	0	0	1.000	0	0	1-1	0	0	0	.000
<b>Totals</b>		<b>.300</b>	<b>25-25</b>	<b>671</b>	<b>122</b>	<b>201</b>	<b>32</b>	<b>2</b>	<b>22</b>	<b>116</b>	<b>303</b>	<b>.452</b>	<b>56</b>	<b>9</b>	<b>120</b>	<b>0</b>	<b>.359</b>	<b>4</b>	<b>18</b>	<b>20-25</b>	<b>522</b>	<b>203</b>	<b>23</b>	<b>.969</b>
<b>Opponents</b>		<b>.270</b>	<b>25-25</b>	<b>677</b>	<b>110</b>	<b>183</b>	<b>29</b>	<b>1</b>	<b>21</b>	<b>103</b>	<b>277</b>	<b>.409</b>	<b>61</b>	<b>13</b>	<b>105</b>	<b>1</b>	<b>.339</b>	<b>6</b>	<b>16</b>	<b>31-36</b>	<b>483</b>	<b>175</b>	<b>37</b>	<b>.947</b>

LOB - Team (157), Opp (145). DPs turned - Team (14), Opp (4). IBB - Team (1), Troncoso 1.

### Hitting Statistics (Away Games:11-12, 8-6 OVC)

No.	Name	Avg.	GP-GS	AB	R	H	2B	3B	HR	RBI	TB	SLG%	BB	HBP	SO	GDP	OB%	SF	SH	SB-ATT	PO	A	E	FLD%
22	Cheyenne Gipson	.429	23-23	70	15	30	0	1	0	7	32	.457	3	0	17	0	.452	0	2	6-8	23	2	1	.962
21	Carmen Fowler	.364	23-23	77	12	28	2	1	0	19	32	.416	9	0	8	0	.425	1	1	0-1	51	41	4	.958
5	Renee Kertz	.338	23-23	68	10	23	7	0	2	17	36	.529	10	5	8	0	.458	0	2	0-0	36	44	10	.889
1	Evan Sallis	.333	23-23	81	18	27	2	1	0	2	31	.383	5	0	5	0	.372	0	0	6-6	44	0	2	.957
11	Kaitlin Wallace	.328	23-23	64	11	21	5	0	0	7	26	.406	7	2	18	0	.411	0	4	2-2	34	40	4	.949
9	Nicole Troncoso	.282	22-20	71	7	20	3	1	2	16	31	.437	0	0	5	1	.274	2	1	1-1	51	2	0	1.000
10	Taylor Cowan	.274	23-23	73	8	20	3	0	2	13	29	.397	2	4	10	0	.317	3	0	0-0	86	11	0	1.000
8	Shelby Kuryllo	.241	21-17	54	6	13	1	0	3	9	23	.426	4	1	13	1	.305	0	4	0-0	72	16	3	.967
20	Melissa Walker	.333	11-8	21	5	7	0	0	0	0	7	.333	1	0	3	0	.364	0	1	0-0	8	0	0	1.000
7	Amber Ewert	.167	11-2	6	6	1	0	0	0	0	1	.167	0	0	1	0	.167	0	0	4-4	0	0	0	.000
2	Shelby Stein	.143	21-15	42	5	6	0	0	0	3	6	.143	2	3	10	0	.234	0	3	0-0	9	0	2	.818
15	Alene Bethel	.105	11-6	19	0	2	0	0	0	1	2	.105	0	0	5	0	.105	0	0	0-0	19	3	0	1.000
12	Jordan Learn	.000	5-1	3	0	0	0	0	0	0	0	.000	1	0	1	0	.250	0	0	0-0	2	2	0	1.000
6	Renee Terry	.000	14-0	1	5	0	0	0	0	0	0	.000	0	0	0	0	.000	0	0	0-0	0	0	0	.000
23	Shea Cothren	.000	2-1	1	0	0	0	0	0	0	0	.000	0	0	0	0	.000	0	0	0-0	4	7	0	1.000
4	Whitney Dupuis	.000	6-0	1	3	0	0	0	0	0	0	.000	0	0	1	0	.000	0	0	0-0	0	0	0	.000
16	Alora Marble	.000	1-1	0	0	0	0	0	0	0	0	.000	0	0	0	0	.000	0	0	0-0	3	13	0	1.000
3	Stefanie Barnes	.000	3-0	0	0	0	0	0	0	0	0	.000	0	0	0	0	.000	0	0	0-0	1	9	0	1.000
<b>Totals</b>		<b>.304</b>	<b>23-23</b>	<b>652</b>	<b>111</b>	<b>198</b>	<b>23</b>	<b>4</b>	<b>9</b>	<b>94</b>	<b>256</b>	<b>.393</b>	<b>44</b>	<b>15</b>	<b>105</b>	<b>2</b>	<b>.358</b>	<b>6</b>	<b>18</b>	<b>19-22</b>	<b>443</b>	<b>190</b>	<b>26</b>	<b>.961</b>
<b>Opponents</b>		<b>.317</b>	<b>23-23</b>	<b>602</b>	<b>119</b>	<b>191</b>	<b>28</b>	<b>3</b>	<b>22</b>	<b>111</b>	<b>291</b>	<b>.483</b>	<b>69</b>	<b>25</b>	<b>76</b>	<b>8</b>	<b>.408</b>	<b>3</b>	<b>19</b>	<b>46-56</b>	<b>474</b>	<b>201</b>	<b>32</b>	<b>.955</b>

LOB - Team (152), Opp (157). DPs turned - Team (15), Opp (6). CI - Team (0), Opp (1). IBB - Team (0), Opp (1). Picked off - Gipson 1.





# SOUTHEAST MISSOURI STATE UNIVERSITY REDHAWKS SOFTBALL

## 2011 STATISTICS

### Hitting Statistics (Neutral Games:5-8)

No.	Name	Avg.	GP-GS	AB	R	H	2B	3B	HR	RBI	TB	SLG%	BB	HBP	SO	GDP	OB%	SF	SH	SB-ATT	PO	A	E	FLD%
21	Carmen Fowler	.333	13-13	39	6	13	3	1	0	11	18	.462	5	0	7	0	.391	2	0	0-0	28	23	3	.944
1	Evan Sallis	.289	13-13	45	9	13	0	1	0	5	15	.333	1	2	8	0	.333	0	1	2-2	29	2	2	.939
5	Renee Kertz	.256	13-13	39	2	10	1	0	0	6	11	.282	3	0	7	0	.302	1	1	0-0	17	23	3	.930
22	Cheyenne Gipson	.256	13-13	39	6	10	0	0	0	2	10	.256	5	0	11	0	.341	0	0	7-7	16	3	0	1.000
10	Taylor Cowan	.216	13-13	37	1	8	4	0	1	5	15	.405	5	1	11	1	.318	1	1	0-0	46	19	1	.985
11	Kaitlin Wallace	.194	13-13	31	6	6	1	1	0	3	9	.290	6	1	12	0	.342	0	0	3-3	17	25	2	.955
9	Nicole Troncoso	.179	12-12	39	1	7	2	0	0	3	9	.231	1	1	9	1	.220	0	0	0-0	43	1	0	1.000
7	Amber Ewert	.333	8-1	3	0	1	0	0	0	0	1	.333	0	0	1	0	.333	0	0	1-1	2	0	0	1.000
12	Jordan Learn	.333	4-0	3	0	1	1	0	0	0	2	.667	0	0	2	0	.333	0	0	0-0	0	0	0	.000
8	Shelby Kuryllo	.292	11-9	24	3	7	0	0	1	4	10	.417	2	0	5	0	.346	0	2	1-1	26	7	0	1.000
2	Shelby Stein	.261	10-7	23	2	6	0	0	0	0	6	.261	2	0	6	0	.320	0	2	0-0	6	0	0	1.000
15	Alene Bethel	.200	8-4	15	1	3	0	0	0	1	3	.200	3	0	4	0	.333	0	0	0-0	17	0	0	1.000
20	Melissa Walker	.000	6-6	10	1	0	0	0	0	0	0	.000	0	0	5	0	.000	0	2	0-0	7	0	1	.875
23	Shea Cothren	.000	3-2	0	0	0	0	0	0	0	0	.000	0	0	0	0	.000	0	0	0-0	0	1	0	1.000
3	Stefanie Barnes	.000	1-0	0	0	0	0	0	0	0	0	.000	0	0	0	0	.000	0	0	0-0	0	1	0	1.000
16	Alora Marble	.000	1-1	0	0	0	0	0	0	0	0	.000	0	0	0	0	.000	0	0	0-0	0	2	1	.667
6	Renee Terry	.000	8-0	0	4	0	0	0	0	0	0	.000	0	0	0	0	.000	0	0	0-0	0	0	0	.000
4	Whitney Dupuis	.000	3-1	0	0	0	0	0	0	0	0	.000	0	0	0	0	.000	0	0	0-0	6	2	2	.800
<b>Totals</b>		<b>.245</b>	<b>13-13</b>	<b>347</b>	<b>42</b>	<b>85</b>	<b>12</b>	<b>3</b>	<b>2</b>	<b>40</b>	<b>109</b>	<b>.314</b>	<b>33</b>	<b>5</b>	<b>88</b>	<b>2</b>	<b>.316</b>	<b>4</b>	<b>9</b>	<b>14-14</b>	<b>260</b>	<b>109</b>	<b>15</b>	<b>.961</b>
<b>Opponents</b>		<b>.248</b>	<b>13-13</b>	<b>330</b>	<b>63</b>	<b>82</b>	<b>15</b>	<b>2</b>	<b>6</b>	<b>52</b>	<b>119</b>	<b>.361</b>	<b>55</b>	<b>10</b>	<b>42</b>	<b>1</b>	<b>.369</b>	<b>3</b>	<b>11</b>	<b>18-19</b>	<b>268</b>	<b>104</b>	<b>15</b>	<b>.961</b>

LOB - Team (88), Opp (86). DPs turned - Team (2), Opp (5).

### Hitting Statistics (Non-Conference Games:14-18)

No.	Name	Avg.	GP-GS	AB	R	H	2B	3B	HR	RBI	TB	SLG%	BB	HBP	SO	GDP	OB%	SF	SH	SB-ATT	PO	A	E	FLD%
21	Carmen Fowler	.400	32-32	95	17	38	8	2	0	22	50	.526	14	0	11	0	.468	2	1	1-1	77	55	7	.950
5	Renee Kertz	.315	32-32	92	8	29	4	0	1	19	36	.391	8	2	13	0	.375	2	4	0-0	45	64	12	.901
1	Evan Sallis	.303	32-32	109	22	33	2	2	0	5	39	.358	4	2	13	0	.339	0	2	8-9	57	3	3	.952
22	Cheyenne Gipson	.281	32-31	89	12	25	0	0	0	6	25	.281	6	0	22	0	.326	0	1	18-18	37	4	1	.976
9	Nicole Troncoso	.250	30-27	84	4	21	5	1	1	12	31	.369	3	1	12	2	.284	0	3	0-0	77	3	0	1.000
10	Taylor Cowan	.228	32-32	92	7	21	7	0	6	15	46	.500	10	3	18	1	.321	1	1	0-0	133	31	2	.988
11	Kaitlin Wallace	.198	32-32	81	13	16	2	1	0	5	20	.247	9	2	33	0	.293	0	4	6-7	38	63	5	.953
8	Shelby Kuryllo	.268	26-20	56	7	15	1	0	4	13	28	.500	8	0	17	0	.359	0	3	1-1	78	17	3	.969
2	Shelby Stein	.264	27-17	53	5	14	1	0	0	2	15	.283	4	4	12	0	.361	0	3	0-0	13	0	1	.929
7	Amber Ewert	.250	22-3	12	4	3	0	0	0	1	3	.250	0	0	3	0	.250	0	0	5-6	2	0	1	.667
20	Melissa Walker	.200	16-16	30	7	6	1	0	0	1	7	.233	1	0	10	0	.226	0	2	0-0	17	0	1	.944
15	Alene Bethel	.175	21-13	40	1	7	0	0	0	4	7	.175	4	1	14	0	.267	0	0	0-0	45	3	0	1.000
12	Jordan Learn	.111	11-1	9	0	1	1	0	0	0	2	.222	0	0	4	0	.111	0	0	0-0	1	1	0	1.000
4	Whitney Dupuis	.000	7-1	2	1	0	0	0	0	0	0	.000	0	0	2	0	.000	0	0	0-0	6	3	2	.818
14	Regan Dunn	.000	3-0	2	0	0	0	0	0	0	0	.000	0	0	1	0	.000	0	0	0-0	0	0	0	.000
3	Stefanie Barnes	.000	2-0	0	0	0	0	0	0	0	0	.000	0	0	0	0	.000	0	0	0-0	1	6	0	1.000
6	Renee Terry	.000	18-0	0	8	0	0	0	0	0	0	.000	0	0	0	0	.000	0	0	0-0	0	0	0	.000
16	Alora Marble	.000	1-1	0	0	0	0	0	0	0	0	.000	0	0	0	0	.000	0	0	0-0	3	16	1	.950
23	Shea Cothren	.000	3-2	0	0	0	0	0	0	0	0	.000	0	0	0	0	.000	0	0	0-0	1	4	1	.833
<b>Totals</b>		<b>.271</b>	<b>32-32</b>	<b>846</b>	<b>116</b>	<b>229</b>	<b>32</b>	<b>6</b>	<b>12</b>	<b>105</b>	<b>309</b>	<b>.365</b>	<b>71</b>	<b>15</b>	<b>185</b>	<b>3</b>	<b>.336</b>	<b>5</b>	<b>24</b>	<b>39-42</b>	<b>631</b>	<b>273</b>	<b>40</b>	<b>.958</b>
<b>Opponents</b>		<b>.263</b>	<b>32-32</b>	<b>814</b>	<b>142</b>	<b>214</b>	<b>33</b>	<b>4</b>	<b>23</b>	<b>122</b>	<b>324</b>	<b>.398</b>	<b>103</b>	<b>25</b>	<b>101</b>	<b>4</b>	<b>.361</b>	<b>5</b>	<b>23</b>	<b>51-56</b>	<b>634</b>	<b>238</b>	<b>45</b>	<b>.951</b>

LOB - Team (214), Opp (199). DPs turned - Team (15), Opp (8). CI - Team (0), Opp (1). IBB - Team (0), Opp (1). Picked off - Gipson 1.



# SOUTHEAST MISSOURI STATE UNIVERSITY REDHAWKS SOFTBALL

## 2011 STATISTICS

### Hitting Statistics (OVC Tournament Games: 4-2)

No.	Name	Avg.	GP-GS	AB	R	H	2B	3B	HR	RBI	TB	SLG%	BB	HBP	SO	GDP	OB%	SF	SH	SB-ATT	PO	A	E	FLD%
1	Evan Sallis	.455	6-6	22	5	10	0	1	0	2	12	.545	1	0	2	0	.478	0	0	0-0	14	1	0	1.000
8	Shelby Kuryllo	.421	6-6	19	3	8	0	0	2	6	14	.737	1	0	4	0	.450	0	1	0-0	17	2	0	1.000
11	Kaitlin Wallace	.267	6-6	15	4	4	0	1	0	2	6	.400	3	1	4	0	.421	0	0	1-1	10	9	2	.905
5	Renee Kertz	.250	6-6	20	1	5	0	0	0	1	5	.250	2	0	3	0	.318	0	0	0-0	10	10	2	.909
9	Nicole Troncoso	.231	4-4	13	1	3	1	1	0	2	6	.462	1	1	2	0	.333	0	0	0-0	10	0	0	1.000
10	Taylor Cowan	.211	6-6	19	0	4	1	0	0	0	5	.263	1	0	5	1	.250	0	0	0-0	18	5	1	.958
22	Cheyenne Gipson	.200	6-6	15	2	3	0	0	0	0	3	.200	0	0	6	0	.200	0	1	1-1	9	0	0	1.000
21	Carmen Fowler	.176	6-6	17	2	3	0	0	0	2	3	.176	3	0	2	0	.286	1	1	0-0	17	6	3	.885
15	Alene Bethel	.333	3-0	3	0	1	0	0	0	0	1	.333	0	0	1	0	.333	0	0	0-0	0	0	0	.000
2	Shelby Stein	.200	6-2	10	2	2	0	0	0	0	2	.200	0	1	4	0	.273	0	2	0-0	2	0	0	1.000
20	Melissa Walker	.100	6-6	10	2	1	0	0	0	0	1	.100	0	0	4	0	.100	0	1	0-0	7	0	1	.875
12	Jordan Learn	.000	1-0	1	0	0	0	0	0	0	0	.000	0	0	1	0	.000	0	0	0-0	0	0	0	.000
6	Renee Terry	.000	3-0	0	2	0	0	0	0	0	0	.000	0	0	0	0	.000	0	0	0-0	0	0	0	.000
7	Amber Ewert	.000	4-0	0	1	0	0	0	0	0	0	.000	0	0	0	0	.000	0	0	1-1	0	0	0	.000
4	Whitney Dupuis	.000	3-1	0	0	0	0	0	0	0	0	.000	0	0	0	0	.000	0	0	0-0	6	0	1	.857
<b>Totals</b>		<b>.268</b>	<b>6-6</b>	<b>164</b>	<b>25</b>	<b>44</b>	<b>2</b>	<b>3</b>	<b>2</b>	<b>15</b>	<b>58</b>	<b>.354</b>	<b>12</b>	<b>3</b>	<b>38</b>	<b>1</b>	<b>.328</b>	<b>1</b>	<b>6</b>	<b>3-3</b>	<b>120</b>	<b>37</b>	<b>10</b>	<b>.940</b>
<b>Opponents</b>		<b>.233</b>	<b>6-6</b>	<b>150</b>	<b>19</b>	<b>35</b>	<b>2</b>	<b>1</b>	<b>2</b>	<b>17</b>	<b>45</b>	<b>.300</b>	<b>15</b>	<b>4</b>	<b>15</b>	<b>1</b>	<b>.318</b>	<b>1</b>	<b>4</b>	<b>7-8</b>	<b>124</b>	<b>50</b>	<b>10</b>	<b>.946</b>

LOB - Team (37), Opp (35). DPs turned - Team (3), Opp (1).

### Pitching Statistics (Home Games: 15-10, 9-6 OVC)

No.	Name	ERA	W-L	APP	GS	CG	SHO	SV	IP	H	R	ER	BB	SO	2B	3B	HR	AB	B/Avg.	WP	HBP	BK	SFA	SHA
16	Alora Marble	2.12	9-2	18	10	6	1/0	1	76.0	65	35	23	19	54	7	1	9	289	.225	1	2	0	3	2
10	Taylor Cowan	3.91	3-2	12	1	0	0/0	1	34.0	40	25	19	10	15	4	0	1	134	.299	2	3	0	1	5
23	Shea Cothren	5.36	1-6	17	12	0	0/0	1	49.2	67	41	38	22	23	17	0	8	200	.335	6	4	0	2	8
4	Whitney Dupuis	3.00	0-0	1	0	0	0/0	0	2.1	1	2	1	3	0	0	0	0	8	.125	1	0	0	0	1
3	Stefanie Barnes	4.08	2-0	8	2	0	0/0	0	12.0	10	7	7	7	13	1	0	3	46	.217	0	4	0	0	0
<b>Totals</b>		<b>3.54</b>	<b>15-10</b>	<b>25</b>	<b>25</b>	<b>6</b>	<b>1/0</b>	<b>3</b>	<b>174.0</b>	<b>183</b>	<b>110</b>	<b>88</b>	<b>61</b>	<b>105</b>	<b>29</b>	<b>1</b>	<b>21</b>	<b>677</b>	<b>.270</b>	<b>10</b>	<b>13</b>	<b>0</b>	<b>6</b>	<b>16</b>
<b>Opponents</b>		<b>4.26</b>	<b>10-15</b>	<b>25</b>	<b>25</b>	<b>12</b>	<b>2/0</b>	<b>0</b>	<b>161.0</b>	<b>201</b>	<b>122</b>	<b>98</b>	<b>56</b>	<b>120</b>	<b>32</b>	<b>2</b>	<b>22</b>	<b>671</b>	<b>.300</b>	<b>6</b>	<b>9</b>	<b>1</b>	<b>4</b>	<b>18</b>

PB - Team (11), Kuryllo 6, Bethel 5, Opp (14). SBA/ATT - Kuryllo (23-27), Marble (15-18), Cothren (10-11), Bethel (8-9), Cowan (4-5), Barnes (2-2).

### Pitching Statistics (Away Games: 11-12, 8-6 OVC)

No.	Name	ERA	W-L	APP	GS	CG	SHO	SV	IP	H	R	ER	BB	SO	2B	3B	HR	AB	B/Avg.	WP	HBP	BK	SFA	SHA
16	Alora Marble	3.55	7-3	14	9	5	1/0	1	51.1	67	35	26	16	28	12	1	9	214	.313	5	3	0	2	5
23	Shea Cothren	5.47	2-4	13	8	2	0/0	1	39.2	48	33	31	24	23	7	2	4	153	.314	3	7	0	0	7
10	Taylor Cowan	6.48	1-3	13	4	0	0/0	0	35.2	54	38	33	19	12	9	0	7	153	.353	1	9	0	1	7
4	Whitney Dupuis	0.00	0-0	1	0	0	0/0	0	0.2	0	0	0	0	0	0	0	0	2	.000	1	0	0	0	0
3	Stefanie Barnes	4.13	1-2	11	2	1	1/0	0	20.1	22	13	12	10	13	0	0	2	80	.275	2	6	0	0	0
<b>Totals</b>		<b>4.84</b>	<b>11-12</b>	<b>23</b>	<b>23</b>	<b>8</b>	<b>2/0</b>	<b>2</b>	<b>147.2</b>	<b>191</b>	<b>119</b>	<b>102</b>	<b>69</b>	<b>76</b>	<b>28</b>	<b>3</b>	<b>22</b>	<b>602</b>	<b>.317</b>	<b>12</b>	<b>25</b>	<b>0</b>	<b>3</b>	<b>19</b>
<b>Opponents</b>		<b>3.54</b>	<b>12-11</b>	<b>23</b>	<b>23</b>	<b>12</b>	<b>3/0</b>	<b>2</b>	<b>158.0</b>	<b>198</b>	<b>111</b>	<b>80</b>	<b>44</b>	<b>105</b>	<b>23</b>	<b>4</b>	<b>9</b>	<b>652</b>	<b>.304</b>	<b>14</b>	<b>15</b>	<b>0</b>	<b>6</b>	<b>18</b>

PB - Team (9), Kuryllo 8, Bethel 1, Opp (6). Pickoffs - Team (0), Opp (1). SBA/ATT - Kuryllo (37-45), Cowan (19-20), Cothren (10-13), Marble (10-13), Bethel (9-11), Barnes (7-10).





# SOUTHEAST MISSOURI STATE UNIVERSITY REDHAWKS SOFTBALL

## 2011 STATISTICS

### Pitching Statistics (Neutral Games:5-8)

No. Name	ERA	W-L	APP	GS	CG	SHO	SV	IP	H	R	ER	BB	SO	2B	3B	HR	AB	B/Avg.	WP	HBP	BK	SFA	SHA
10 Taylor Cowan	3.43	2-3	9	2	2	0/0	0	32.2	24	19	16	24	11	1	1	1	118	.203	3	4	2	1	4
16 Alora Marble	4.16	2-3	9	5	1	0/0	1	32.0	37	23	19	7	15	7	1	3	131	.282	2	3	0	0	2
3 Stefanie Barnes	4.38	0-0	5	1	0	0/0	0	8.0	5	6	5	6	7	0	0	2	28	.179	1	2	0	0	2
23 Shea Cothren	6.00	1-2	6	4	1	0/0	0	11.2	13	11	10	14	8	5	0	0	46	.283	1	1	0	2	0
4 Whitney Dupuis	6.00	0-0	2	1	0	0/0	0	2.1	3	4	2	4	1	2	0	0	7	.429	0	0	0	0	3
<b>Totals</b>	<b>4.04</b>	<b>5-8</b>	<b>13</b>	<b>13</b>	<b>4</b>	<b>0/0</b>	<b>1</b>	<b>86.2</b>	<b>82</b>	<b>63</b>	<b>50</b>	<b>55</b>	<b>42</b>	<b>15</b>	<b>2</b>	<b>6</b>	<b>330</b>	<b>.248</b>	<b>7</b>	<b>10</b>	<b>2</b>	<b>3</b>	<b>11</b>
<b>Opponents</b>	<b>2.98</b>	<b>8-5</b>	<b>13</b>	<b>13</b>	<b>4</b>	<b>2/0</b>	<b>1</b>	<b>89.1</b>	<b>85</b>	<b>42</b>	<b>38</b>	<b>33</b>	<b>88</b>	<b>12</b>	<b>3</b>	<b>2</b>	<b>347</b>	<b>.245</b>	<b>6</b>	<b>5</b>	<b>0</b>	<b>4</b>	<b>9</b>

PB - Team (8), Bethel 6, Kuryllo 2, Opp (2). Pickoffs - Team (3), Kuryllo 3. SBA/ATT - Kuryllo (11-12), Cowan (9-10), Bethel (7-7), Cothren (4-4), Marble (3-3), Barnes (2-2).

### Pitching Statistics (Non-Conference Games:14-18)

No. Name	ERA	W-L	APP	GS	CG	SHO	SV	IP	H	R	ER	BB	SO	2B	3B	HR	AB	B/Avg.	WP	HBP	BK	SFA	SHA
16 Alora Marble	2.98	8-4	20	14	7	2/0	1	84.2	87	50	36	23	43	11	3	12	335	.260	3	5	0	1	4
10 Taylor Cowan	3.50	4-6	17	4	2	0/0	0	62.0	57	41	31	38	22	4	1	4	234	.244	4	11	2	1	8
23 Shea Cothren	5.48	1-6	16	12	2	0/0	1	38.1	48	32	30	23	19	15	0	4	151	.318	4	5	0	3	5
3 Stefanie Barnes	3.73	1-2	12	1	0	0/0	0	20.2	18	13	11	12	16	1	0	3	79	.228	3	4	0	0	2
4 Whitney Dupuis	4.50	0-0	3	1	0	0/0	0	4.2	4	6	3	7	1	2	0	0	15	.267	1	0	0	0	4
<b>Totals</b>	<b>3.63</b>	<b>14-18</b>	<b>32</b>	<b>32</b>	<b>11</b>	<b>2/0</b>	<b>2</b>	<b>210.1</b>	<b>214</b>	<b>142</b>	<b>109</b>	<b>103</b>	<b>101</b>	<b>33</b>	<b>4</b>	<b>23</b>	<b>814</b>	<b>.263</b>	<b>15</b>	<b>25</b>	<b>2</b>	<b>5</b>	<b>23</b>
<b>Opponents</b>	<b>3.11</b>	<b>18-14</b>	<b>32</b>	<b>32</b>	<b>14</b>	<b>4/0</b>	<b>3</b>	<b>211.1</b>	<b>229</b>	<b>116</b>	<b>94</b>	<b>71</b>	<b>185</b>	<b>32</b>	<b>6</b>	<b>12</b>	<b>846</b>	<b>.271</b>	<b>14</b>	<b>15</b>	<b>1</b>	<b>5</b>	<b>24</b>

PB - Team (19), Bethel 12, Kuryllo 7, Opp (10). Pickoffs - Team (3), Kuryllo 3, Opp (1). SBA/ATT - Kuryllo (30-34), Cowan (21-23), Bethel (21-22), Marble (13-16), Cothren (11-11), Barnes (6-6).

### Pitching Statistics (OVC Tournament Games: 4-2)

No. Name	ERA	W-L	APP	GS	CG	SHO	SV	IP	H	R	ER	BB	SO	2B	3B	HR	AB	B/Avg.	WP	HBP	BK	SFA	SHA
16 Alora Marble	2.40	3-1	5	4	3	1/0	0	23.1	24	12	8	4	9	2	0	2	93	.258	2	1	0	0	2
10 Taylor Cowan	3.23	1-1	3	1	1	0/0	0	13.0	10	6	6	10	4	0	1	0	45	.222	0	2	0	1	1
3 Stefanie Barnes	1.91	0-0	1	1	0	0/0	0	3.2	1	1	1	1	2	0	0	0	12	.083	1	1	0	0	1
<b>Totals</b>	<b>2.62</b>	<b>4-2</b>	<b>6</b>	<b>6</b>	<b>4</b>	<b>1/0</b>	<b>0</b>	<b>40.0</b>	<b>35</b>	<b>19</b>	<b>15</b>	<b>15</b>	<b>15</b>	<b>2</b>	<b>1</b>	<b>2</b>	<b>150</b>	<b>.233</b>	<b>3</b>	<b>4</b>	<b>0</b>	<b>1</b>	<b>4</b>
<b>Opponents</b>	<b>3.22</b>	<b>2-4</b>	<b>6</b>	<b>6</b>	<b>4</b>	<b>1/0</b>	<b>0</b>	<b>41.1</b>	<b>44</b>	<b>25</b>	<b>19</b>	<b>12</b>	<b>38</b>	<b>2</b>	<b>3</b>	<b>2</b>	<b>164</b>	<b>.268</b>	<b>4</b>	<b>3</b>	<b>0</b>	<b>1</b>	<b>6</b>

PB - Team (1), Kuryllo 1, Opp (2). SBA/ATT - Kuryllo (7-8), Marble (4-4), Cowan (2-3), Barnes (1-1).





**SOUTHEAST MISSOURI STATE UNIVERSITY REDHAWKS**  
**OPPONENTS**







# SOUTHEAST MISSOURI STATE UNIVERSITY REDHAWKS SOFTBALL

## 2012 OPPONENTS

### JACKSON STATE \* JACKSON, MISS.

» Thursday, Feb. 9 » 4 p.m., CT

#### GAME

# 1



#### General Information

Location..... Jackson, Miss.  
Enrollment ..... 8,416  
Nickname..... Tigers  
Colors ..... Blue and White  
Conference..... Southwestern Athletic  
President ..... Dr. Carolyn Meyers  
Athletic Director..... Dr. Vivian L. Fuller

#### Coaching Staff

Head Coach..... Rick Fremin  
Career Record ..... 212-117  
Record at School (Yrs.) ..... 26-22 (1)  
Assistant Coaches..... Tiffany Ansley,  
Randall Norwood, Alana Fremin

#### Team Information

2011 Record ..... 26-22  
Conference Record/Finish..... 14-3/2nd  
Starters Returning/Lost..... N/A  
Pitchers Returning/Lost ..... N/A  
Letterwinners Returning/Lost..... N/A

#### Sports Information

Contact ..... Wesley Peterson  
Office Phone..... (601) 979-5899  
E-Mail ..... wesley.peterson@jsms.edu  
Fax..... (601) 979-7008  
Website..... JSUTigers.com

### IUPUI \* MARDI GRAS CLASSIC/MONROE, LA.

» Friday, Feb. 10 » 2 p.m., CT

#### GAME

# 3



#### General Information

Location..... Indianapolis, Ind.  
Enrollment ..... 30,566  
Nickname..... Jaguars  
Colors ..... Red, Gold and Black  
Conference..... The Summit League  
Chancellor ..... Charles R. Bantz  
Athletic Director..... Michael Moore

#### Coaching Staff

Head Coach..... Maggie Calcaterra  
Career Record (Yrs.) ..... 124-296-1 (9)  
Record at School (Yrs.) ..... 59-215 (6)  
Assistant Coaches..... Jana Fields,  
Mark Hall

#### Team Information

2011 Record ..... 15-32  
Conference Record/Finish..... 9-14/6th  
Starters Returning/Lost..... N/A  
Pitchers Returning/Lost ..... N/A  
Letterwinners Returning/Lost..... N/A

#### Sports Information

Contact ..... Allan Scarabello  
Office Phone..... (317) 274-2725  
E-Mail ..... alsocarab@iupui.edu  
Fax..... (317) 274-0609  
Website..... IUPUIJags.com

### GRAMBLING STATE \* MARDI GRAS CLASSIC/MONROE, LA.

» Friday, Feb. 10/Saturday, Feb. 11 » 10 a.m./9 a.m., CT

#### GAMES

# 2,4



#### General Information

Location..... Grambling, La.  
Enrollment ..... 5,472  
Nickname..... Lady Tigers  
Colors ..... Black and Gold  
Conference..... Southwestern Athletic  
President ..... Dr. Frank Pogue  
Athletic Director..... Aaron Jenkins

#### Coaching Staff

Head Coach..... Wilbert Early  
Career Record (Yrs.) ..... 60-143 (6)  
Record at School (Yrs.) ..... Same  
Assistant Coach..... TBA

#### Team Information

2011 Record ..... 11-26  
Conference Record/Finish..... 4-13/4th  
Starters Returning/Lost..... 4/5  
Pitchers Returning/Lost ..... N/A  
Letterwinners Returning/Lost..... 3/10

#### Sports Information

Contact ..... TBA  
Office Phone..... (318) 274-6562  
E-Mail ..... TBA  
Fax..... (318) 274-2761  
Website..... GSUTigers.com

### LOUISIANA-MONROE \* MARDI GRAS CLASSIC/MONROE, LA.

» Saturday, Feb. 11 » 3 p.m., CT

#### GAME

# 5



#### General Information

Location..... Monroe, La.  
Enrollment ..... 8,858  
Nickname..... Warhawks  
Colors ..... Maroon and Gold  
Conference..... Sun Belt  
President ..... Dr. Nick J. Bruno  
Athletic Director..... Bobby Staub

#### Coaching Staff

Head Coach... Rosemary Holloway-Hill  
Career Record (Yrs.) ... 760-957-4 (32)  
Record at School (Yrs.) ... 680-868-3 (27)  
Assistant Coaches..... Sara Vogt,  
Paige Cassidy

#### Team Information

2011 Record ..... 27-28  
Conference Record/Finish..... 10-14/6th  
Starters Returning/Lost..... 4/5  
Pitchers Returning/Lost ..... N/A  
Letterwinners Returning/Lost..... 8/10

#### Sports Information

Contact ..... Rachel Williams  
Office Phone..... (318) 342-5461  
E-Mail ..... willart@warhawks.ulm.edu  
Fax..... (318) 342-5464  
Website..... ULM Athletics.com



# SOUTHEAST MISSOURI STATE UNIVERSITY REDHAWKS SOFTBALL

## 2012 OPPONENTS

### NORTHWESTERN STATE \* MARDI GRAS CLASSIC/MONROE, LA.

» Sunday, Feb. 12 » 11 a.m., CT

GAME  
6



#### General Information

Location..... Natchitoches, La.  
Enrollment ..... 9,191  
Nickname..... Lady Demons  
Colors ..... Purple, White, Orange  
Conference..... Southland  
President ..... Dr. Randall J. Webb  
Athletic Director ..... Greg Burke

#### Coaching Staff

Head Coach..... Donald Pickett  
Career Record ..... 64-97  
Record at School (Yrs.) ..... 64-97 (3)  
Assistant Coaches..... Catlin Noble,  
Stacie Pestrak

#### Team Information

2011 Record ..... 34-25  
Conference Record/Finish ..... 15-15/6th  
Starters Returning/Lost..... N/A  
Pitchers Returning/Lost ..... 4/1  
Letterwinners Returning/Lost..... 14/3

#### Sports Information

Contact ..... Robbie Kleinmuntz  
Office Phone..... (318) 357-6297  
E-Mail ..... kleinmuntzr@nsula.edu  
Fax..... N/A  
Website..... NSUDemons.com

### WESTERN ILLINOIS \* BLUE CITY CLASSIC/MEMPHIS, TENN.

» Friday, Feb. 24 » 7 p.m., CT

GAME  
8



#### General Information

Location..... Macomb, Ill.  
Enrollment ..... 13,331  
Nickname..... Fighting Leathernecks  
Colors ..... Purple and Gold  
Conference..... Summit League  
President ..... Dr. Jack Thomas  
Athletic Director ..... Dr. Tim Van Alstine

#### Coaching Staff

Head Coach..... Holly Van Vlymen  
Career Record (Yrs.) ..... 148-154-1 (6)  
Record at School (Yrs.) ..... Same  
Assistant Coaches..... Liz Young,  
Beth Golitko, Erin Schlottfeldt

#### Team Information

2011 Record ..... 19-27  
Conference Record/Finish ..... 14-10/5th  
Starters Returning/Lost..... 4/6  
Pitchers Returning/Lost ..... N/A  
Letterwinners Returning/Lost..... 12/8

#### Sports Information

Contact ..... Kyle Bradt  
Office Phone..... (309) 298-1133  
E-Mail ..... ka-bradt2@wiu.edu  
Fax..... N/A  
Website..... GoLeathernecks.com

### MIAMI (OHIO) \* BLUE CITY CLASSIC/MEMPHIS, TENN.

» Friday, Feb. 24 » 5 p.m., CT

GAME  
7



#### General Information

Location..... Oxford, Ohio  
Enrollment ..... 16,000  
Nickname..... RedHawks  
Colors ..... Red and White  
Conference..... Mid-American  
President ..... Dr. David C. Hodge  
Athletic Director ..... Brad Bates

#### Coaching Staff

Head Coach..... Kelly Kovach  
Career Record ..... 147-132-1  
Record at School (Yrs.) ..... 147-132-1 (4)  
Assistant Coaches.. Christine Sutcliffe,  
Amanda Buchholz

#### Team Information

2011 Record ..... 32-22  
Conference Record/Finish ..... 13-9/2nd  
Starters Returning/Lost..... 6/3  
Pitchers Returning/Lost ..... 3/0  
Letterwinners Returning/Lost..... 14/3

#### Sports Information

Contact ..... Michael Roth  
Office Phone..... (513) 529-7092  
E-Mail ..... rothmb@muohio.edu  
Fax..... (513) 529-6729  
Website..... MURedHawks.com

### NORTHERN IOWA \* BLUE CITY CLASSIC/MEMPHIS, TENN.

» Saturday, Feb. 25 » 6 p.m., CT

GAME  
9



#### General Information

Location..... Cedar Falls, Iowa  
Enrollment ..... 13,080  
Nickname..... Panthers  
Colors ..... Purple and Old Gold  
Conference..... Missouri Valley  
President ..... Dr. Benjamin Allen  
Athletic Director ..... Troy Dannen

#### Coaching Staff

Head Coach..... Ryan Jacobs  
Career Record (Yrs.) ..... 114-99  
Record at School (Yrs.) ..... Same  
Assistant Coaches..... Julie Gerdes,  
Ashley Gilland

#### Team Information

2011 Record ..... 32-25  
Conference Record/Finish ..... 16-11/5th  
Starters Returning/Lost..... N/A  
Pitchers Returning/Lost ..... N/A  
Letterwinners Returning/Lost..... N/A

#### Sports Information

Contact ..... Garrett Cummings  
Office Phone..... (319) 273-3783  
E-Mail ..... garrettc@uni.edu  
Fax..... (319) 273-3602  
Website..... UNIPanthers.com





# SOUTHEAST MISSOURI STATE UNIVERSITY REDHAWKS SOFTBALL

## 2012 OPPONENTS

### MISSOURI STATE \* BLUE CITY CLASSIC/MEMPHIS, TENN.; UMKC TOURNAMENT/KANSAS CITY, MO.

» Saturday, Feb. 25/Sunday, Mar. 4 » 8 p.m./1 p.m., CT

**GAMES**  
**10, 15**



#### General Information

Location.....Springfield, Mo.  
Enrollment.....22,866  
Nickname.....Bears  
Colors.....Maroon and White  
Conference.....Missouri Valley  
President.....Clif Smart  
Athletic Director.....Kyle Moats

#### Coaching Staff

Head Coach.....Holly Hesse  
Career Record.....599-583  
Record at School (Yrs.)..599-583 (23)  
Assistant Coaches.....Sue Frederick,  
Beth Perine

#### Team Information

2011 Record.....30-25  
Conference Record/Finish....13-11/5th  
Starters Returning/Lost.....5/5  
Pitchers Returning.....3  
Letterwinners Returning/Lost.....13/5

#### Sports Information

Contact.....Tim Bohn  
Office Phone.....(417) 836-4867  
E-Mail.....tbohn@missouristate.edu  
Fax.....N/A  
Website.....MissouriStateBears.com

### SAINT LOUIS \* UMKC TOURNAMENT/KANSAS CITY, MO.; ST. LOUIS, MO.

» Saturday, Mar. 3/Tuesday, May 1 (DH) » 1 p.m./3 pm., CT

**GAMES**  
**12, 53-54**



#### General Information

Location.....St. Louis, Mo.  
Enrollment.....13,785  
Nickname.....Billikens  
Colors.....Royal Blue and White  
Conference.....Atlantic 10  
President..Rev. Lawrence Biondi, S.J.  
Athletic Director.....Chris May

#### Coaching Staff

Head Coach.....Christy Connoyer  
Career Record (Yrs.).....60-54 (2)  
Record at School (Yrs.).....29-24 (1)  
Assistant Coach.....Ashley Hamby

#### Team Information

2011 Record.....29-24  
Conference Record.....10-8  
Starters Returning/Lost.....N/A  
Pitchers Returning/Lost.....N/A  
Letterwinners Returning/Lost.....N/A

#### Sports Information

Contact.....Mickey Smith  
Office Phone.....(314) 977-3463  
E-Mail.....msmit145@slu.edu  
Fax.....(314) 977-3178  
Website.....SLUBillikens.com

### MEMPHIS \* BLUE CITY CLASSIC/MEMPHIS, TENN.

» Sunday, Feb. 26 » 3 p.m., CT

**GAME**  
**11**



#### General Information

Location.....Memphis, Tenn.  
Enrollment.....22,421  
Nickname.....Tigers  
Colors.....Blue and Gray  
Conference.....Conference USA  
President.....Dr. Shirley Raines  
Athletic Director.....R.C. Johnson

#### Coaching Staff

Head Coach.....Natalie Poole  
Career Record.....312-299  
Record at School.....First Year  
Assistant Coaches.....Andy Lott,  
Heather Mosser

#### Team Information

2011 Record.....36-14  
Conference Record/Finish....15-7/4th  
Starters Returning/Lost.....5/5  
Pitchers Returning/Lost.....3/1  
Letterwinners Returning/Lost.....14/7

#### Sports Information

Contact.....Brandon Kolditz  
Office Phone.....(901) 678-2444  
E-Mail.....wkolditz@memphis.edu  
Fax.....(901) 678-4134  
Website.....GoTigersGo.com

### MISSOURI \* UMKC TOURNAMENT/KANSAS CITY, MO.

» Saturday, Mar. 3 » 3 p.m., CT

**GAME**  
**13**



#### General Information

Location.....Columbia, Mo.  
Enrollment.....33,805  
Nickname.....Tigers  
Colors.....Old Gold and Black  
Conference.....Big 12  
Chancellor.....Dr. Brady Deaton  
Athletic Director.....Michael Alden

#### Coaching Staff

Head Coach.....Ehren Earleywine  
Career Record (Yrs.).....387-131 (8)  
Record at School (Yrs.).....241-76 (5)  
Assistant Coaches.....Melissa Tucci,  
Pete D'Amour

#### Team Information

2011 Record.....53-10  
Conference Record/Finish....15-3/1st  
Starters Returning/Lost.....5/4  
Pitchers Returning/Lost.....3/0  
Letterwinners Returning/Lost.....N/A

#### Sports Information

Contact.....Steven Keers  
Office Phone.....(573) 882-2531  
E-Mail.....N/A  
Fax.....(573) 882-4720  
Website.....MUTigers.com



# SOUTHEAST MISSOURI STATE UNIVERSITY REDHAWKS SOFTBALL

## 2012 OPPONENTS

### UMKC \* UMKC TOURNAMENT/KANSAS CITY, MO.

» Sunday, Mar. 4 » 11 a.m., CT

GAME  
14



#### General Information

Location..... Kansas City, Mo.  
Enrollment ..... 14,221  
Nickname..... Kangaroos  
Colors ..... Blue and Gold  
Conference..... The Summit League  
Chancellor ..... Leo Morton  
Athletic Director ..... Tim Hall

#### Coaching Staff

Head Coach..... Meredith Smith  
Career Record ..... 92-153  
Record at School ..... Same  
Assistant Coaches..... Shana Easley,  
Brandy Baze, Dave Hoffman

#### Team Information

2011 Record ..... 38-16  
Conference Record/Finish..... 18-5/1st  
Starters Returning/Lost..... 8/1  
Pitchers Returning/Lost ..... 3/1  
Letterwinners Returning/Lost..... 12/3

#### Sports Information

Contact ..... Ben Bullock  
Office Phone..... (816) 235-1053  
E-Mail ..... bebv5@mail.umkc.edu  
Fax..... (816) 235-1035  
Website..... UMKCKangaroos.com

### INDIANA STATE \* TERRE HAUTE, IND.

» Wednesday, Mar. 14 (DH) » 3 p.m., CT

GAMES  
19-20



#### General Information

Location..... Terre Haute, Ind.  
Enrollment ..... 11,494  
Nickname..... Sycamores  
Colors ..... Royal Blue and White  
Conference..... Missouri Valley  
President ..... Dr. Daniel J. Bradley  
Athletic Director ..... Ron Prettyman

#### Coaching Staff

Head Coach..... Shane Bouman  
Career Record ..... First Year  
Record at School ..... First Year  
Assistant Coaches..... Amanda Zust,  
Scott Miller

#### Team Information

2011 Record ..... 15-33  
Conference Record/Finish..... 4-21/10th  
Starters Returning/Lost..... 5/4  
Pitchers Returning/Lost ..... 3/1  
Letterwinners Returning/Lost..... 13/6

#### Sports Information

Contact ..... Blaine Kinsey  
Office Phone..... (812) 237-4145  
E-Mail ..... bkinsey1@sycamores.indstate.edu  
Fax..... (812) 237-4913  
Website..... GoSycamores.com

### MOREHEAD STATE \* CAPE GIRARDEAU, MO.

» Saturday, Mar. 10 (DH)/Sunday, Mar. 11 » 1 p.m./1 p.m., CT »

GAMES  
16-18



#### General Information

Location..... Morehead, Ky.  
Enrollment ..... 10,235  
Nickname..... Eagles  
Colors ..... Blue and Gold  
Conference..... Ohio Valley  
President ..... Dr. Wayne D. Andrews  
Athletic Director ..... Brian Hutchinson

#### Coaching Staff

Head Coach..... David Williams  
Career Record (Yrs.) ..... 179-132 (6)  
Record at School (Yrs.) ..... First Year  
Assistant Coaches..... Jen Giles,  
Catherine McDaniel

#### Team Information

2011 Record ..... 19-36  
Conference Record/Finish..... 10-19/9th  
Starters Returning/Lost..... 6/2  
Pitchers Returning/Lost ..... 3/1  
Letterwinners Returning/Lost..... 14/5

#### Sports Information

Contact ..... Libby Knight  
Office Phone..... (606) 783-2500  
E-Mail ..... e.knight@moreheadstate.edu  
Fax..... (606) 783-2550  
Website..... MSUEagles.com

### EVANSVILLE \* EVANSVILLE, IND.

» Thursday, Mar. 15 (DH) » 3 p.m., CT

GAMES  
21-22



#### General Information

Location..... Evansville, Ind.  
Enrollment ..... 2,472  
Nickname..... Purple Aces  
Colors ..... Purple, White and Orange  
Conference..... Ohio Valley  
President ..... Dr. Thomas Kazee  
Athletic Director ..... John Stanley

#### Coaching Staff

Head Coach..... Mark Redburn  
Career Record (Yrs.) ..... 30-76 (2)  
Record at School (Yrs.) ..... Same  
Assistant Coaches.. Christine Sheridan,  
Lisa Simmons

#### Team Information

2011 Record ..... 12-42  
Conference Record/Finish..... 6-21/9th  
Starters Returning/Lost..... 7/2  
Pitchers Returning/Lost ..... 4/0  
Letterwinners Returning/Lost..... 14/2

#### Sports Information

Contact ..... Jen McKee  
Office Phone..... (812) 488-2350  
E-Mail ..... jm359@evansville.edu  
Fax..... N/A  
Website..... GoPurpleAces.com





# SOUTHEAST MISSOURI STATE UNIVERSITY REDHAWKS SOFTBALL

## 2012 OPPONENTS

### EASTERN KENTUCKY \* RICHMOND, KY.

» Saturday, Mar. 17 (DH)/Sunday, Mar. 18 » Noon/Noon, CT

#### GAMES

# 23-25



#### General Information

Location.....Richmond, Ky.  
Enrollment.....16,515  
Nickname.....Colonels  
Colors.....Maroon and White  
Conference.....Ohio Valley  
President.....Dr. Doug Whitlock  
Athletic Director.....Mark Sandy

#### Coaching Staff

Head Coach.....Jane Worthington  
Career Record (Yrs.).....508-497 (19)  
Record at School (Yrs.).....Same  
Assistant Coach.....Megan Ink

#### Team Information

2011 Record.....24-27  
Conference Record/Finish....11-18/8th  
Starters Returning/Lost.....6/3  
Pitchers Returning/Lost.....3/2  
Letterwinners Returning/Lost.....14/5

#### Sports Information

Contact.....Kevin Britton  
Office Phone.....(859) 622-2006  
E-Mail.....kevin.britton@eku.edu  
Fax.....(859) 622-5108  
Website.....EKUSports.com

### SIU EDWARDSVILLE \* CAPE GIRARDEAU, MO.

» Saturday, Mar. 24 (DH)/Sunday, Mar. 25 » 1 p.m./1 pm., CT

#### GAMES

# 28-30



#### General Information

Location.....Edwardsville, Ill.  
Enrollment.....14,235  
Nickname.....Cougars  
Colors.....Red and White  
Conference.....Ohio Valley  
Chancellor.....Dr. Vaughn Vandegrift  
Athletic Director.....Dr. Bradley Hewitt

#### Coaching Staff

Head Coach.....Sandy Montgomery  
Career Record (Yrs.)...826-399-2 (23)  
Record at School (Yrs.).....Same  
Assistant Coaches.....Buddy Foster,  
Katie Wagner

#### Team Information

2011 Record.....28-30  
Conference Record/Finish....19-11/4th  
Starters Returning/Lost.....7/2  
Pitchers Returning/Lost.....N/A  
Letterwinners Returning/Lost.....11/5

#### Sports Information

Contact.....Eric Hess  
Office Phone.....(618) 650-3608  
E-Mail.....ehess@siue.edu  
Fax.....(618) 650-2545  
Website.....SIUECougars.com

### UT MARTIN \* MARTIN, TENN./CAPE GIRARDEAU, MO.

» Wednesday, Mar. 21 (DH)/Thursday, Mar. 29 » 3 p.m./5 p.m., CT

#### GAMES

# 26-27, 31



#### General Information

Location.....Martin, Tenn.  
Enrollment.....7,943  
Nickname.....Skyhawks  
Colors.....Navy Blue and Orange  
Conference.....Ohio Valley  
Chancellor.....Dr. Tom Rakes  
Athletic Director.....Phil Dane

#### Coaching Staff

Head Coach.....Donley Canary  
Career Record (Yrs.)...325-241-1 (10)  
Record at School (Yrs.).....Same  
Assistant Coaches.....Sarah Daws,  
Daniel Farmer

#### Team Information

2011 Record.....34-24  
Conference Record/Finish....19-10/3rd  
Starters Returning/Lost.....3/4  
Pitchers Returning/Lost.....3/0  
Letterwinners Returning/Lost.....17/5

#### Sports Information

Contact.....Joe Lofaro  
Office Phone.....(731) 881-7632  
E-Mail.....jlofaro@utm.edu  
Fax.....(731) 881-7624  
Website.....UTMSports.com

### TENNESSEE TECH \* COOKEVILLE, TENN.

» Saturday, Mar. 31 (DH)/Sunday, Apr. 1 » 1 p.m./1 p.m., CT

#### GAMES

# 32-34



#### General Information

Location.....Cookeville, Tenn.  
Enrollment.....11,768  
Nickname.....Golden Eagles  
Colors.....Purple and Gold  
Conference.....Ohio Valley  
President.....Dr. Robert Bell  
Athletic Director.....Mark Wilson

#### Coaching Staff

Head Coach.....Tory Acheson  
Career Record (Yrs.)...770-401-2 (20)  
Record at School (Yrs.)...480-320-1 (13)  
Assistant Coaches.....Terry Acheson,  
Samantha Bates, Chris Williams

#### Team Information

2011 Record.....22-26  
Conference Record/Finish....13-16/7th  
Starters Returning/Lost.....6/4  
Pitchers Returning/Lost.....N/A  
Letterwinners Returning/Lost.....12/10

#### Sports Information

Contact.....Brandon Goodwin  
Office Phone.....(931) 372-3883  
E-Mail.....bgoodwin@tntech.edu  
Fax.....(931) 372-3114  
Website.....TTUSports.com



# SOUTHEAST MISSOURI STATE UNIVERSITY REDHAWKS SOFTBALL

## 2012 OPPONENTS

### EASTERN ILLINOIS \* CAPE GIRARDEAU, MO./ CHARLESTON, ILL.

» Wednesday, Apr. 4 (DH)/Wednesday, Apr. 18 » 3 p.m./5 p.m., CT

#### GAMES

35-36, 45



#### General Information

Location.....Charleston, Ill.  
Enrollment.....11,630  
Nickname.....Panthers  
Colors.....Blue, Gray and White  
Conference.....Ohio Valley  
President.....Dr. William Perry  
Athletic Director.....Barbara Burke

#### Coaching Staff

Head Coach.....Kim Schuette  
Career Record.....192-179-1  
Record at School (Yrs.).....168-151-1 (6)  
Assistant Coaches.....Jason Dorey,  
Al Schuette

#### Team Information

2011 Record.....40-12  
Conference Record/Finish.....26-4/1st  
Starters Returning/Lost.....8/1  
Pitchers Returning/Lost.....3/2  
Letterwinners Returning/Lost.....16/5

#### Sports Information

Contact.....Bart Rettberg  
Office Phone.....(217) 581-6408  
E-Mail.....brettberg@eiu.edu  
Fax.....(217) 581-6434  
Website.....EIUPanthers.com

### MIDDLE TENNESSEE \* CAPE GIRARDEAU, MO.

» Wednesday, Apr. 11 (DH) » 3 p.m., CT

#### GAMES

40-41



#### General Information

Location.....Murfreesboro, Tenn.  
Enrollment.....26,432  
Nickname.....Blue Raiders  
Colors.....Royal Blue and White  
Conference.....Sun Belt  
President.....Dr. Sidney McPhee  
Athletic Director.....Chris Massaro

#### Coaching Staff

Head Coach.....Sue Nevar  
Career Record.....360-346-1  
Record at School (Yrs.).....76-130 (5)  
Assistant Coaches.....Megan Rhodes  
Smith, Kassie Stanfill

#### Team Information

2011 Record.....18-33  
Conference Record/Finish.....8-16/8th  
Starters Returning/Lost.....5/4  
Pitchers Returning/Lost.....3/1  
Letterwinners Returning/Lost.....12/7

#### Sports Information

Contact.....Mark Slavich  
Office Phone.....(615) 898-5272  
E-Mail.....slavich@blueraiders.com  
Fax.....(615) 898-5270  
Website.....GoBlueRaiders.com

### JACKSONVILLE STATE \* CAPE GIRARDEAU, MO.

» Friday, Apr. 6 (DH)/Saturday, Apr. 7 » 2 p.m./1 p.m., CT

#### GAMES

37-39



#### General Information

Location.....Jacksonville, Ala.  
Enrollment.....9,504  
Nickname.....Gamecocks  
Colors.....Red and White  
Conference.....Ohio Valley  
President.....Dr. William A. Meehan  
Athletic Director.....Warren Koegel

#### Coaching Staff

Head Coach.....Jana McGinnis  
Career Record (Yrs.).....626-341 (18)  
Record at School (Yrs.).....Same  
Assistant Coaches.....Mark Wisener,  
Julie Boland

#### Team Information

2011 Record.....40-21  
Conference Record/Finish.....21-9/2nd  
Starters Returning/Lost.....7/2  
Pitchers Returning/Lost.....5/1  
Letterwinners Returning/Lost.....13/3

#### Sports Information

Contact.....Josh Underwood  
Office Phone.....(256) 782-5915  
E-Mail.....underwood@jsu.edu  
Fax.....(256) 782-5958  
Website.....JSUGamecockSports.com

### AUSTIN PEAY \* CLARKSVILLE, TENN.

» Saturday, Apr. 14 (DH)/Sunday, Apr. 15 » 1 p.m./1 p.m., CT

#### GAMES

42-44



#### General Information

Location.....Clarksville, Tenn.  
Enrollment.....10,723  
Nickname.....Lady Gavs  
Colors.....Red and White  
Conference.....Ohio Valley  
President.....Timothy Hall  
Athletic Director.....Dave Loos

#### Coaching Staff

Head Coach.....Casey Dickson  
Career Record (Yrs.).....98-179 (6)  
Record at School (Yrs.).....43-111 (3)  
Assistant Coaches.....Jessica Rohn,  
Kristin Erb

#### Team Information

2011 Record.....12-38  
Conference Record/Finish.....7-23  
Starters Returning/Lost.....N/A  
Pitchers Returning/Lost.....N/A  
Letterwinners Returning/Lost.....N/A

#### Sports Information

Contact.....Brad Kirtley  
Office Phone.....(931) 221-7561  
E-Mail.....kirtleyb@apsu.edu  
Fax.....(931) 221-7562  
Website.....LetsGoPeay.com





# SOUTHEAST MISSOURI STATE UNIVERSITY REDHAWKS SOFTBALL

## 2012 OPPONENTS

### TENNESSEE STATE \* CAPE GIRARDEAU, MO.

» Saturday, Apr. 21 (DH)/Sunday, Apr. 22 » 1 p.m./1 p.m., CT

#### GAMES

# 46-48



#### General Information

Location.....Nashville, Tenn.  
Enrollment.....9,165  
Nickname.....Tigers  
Colors.....Royal Blue and White  
Conference.....Ohio Valley  
President....Dr. Portia Holmes-Shields  
Athletic Director.....Teresa Phillips

#### Coaching Staff

Head Coach.....Jeff Dabney  
Career Record.....235-223  
Record at School (Yrs.).....11-43 (1)  
Assistant Coaches.....Samantha Buckner, Brittany Webb

#### Team Information

2011 Record.....11-43  
Conference Record/Finish....5-24/11th  
Starters Returning/Lost.....N/A  
Pitchers Returning/Lost.....3/1  
Letterwinners Returning/Lost.....8/10

#### Sports Information

Contact.....Jose' F. Garcia  
Office Phone.....(615) 838-4199  
E-Mail.....jfgarcia42@yahoo.com  
Fax.....(615) 963-7589  
Website.....TSUTigers.com

### MURRAY STATE \* MURRAY, KY.

» Saturday, Apr. 28 (DH)/Sunday, Apr. 29 » 1 p.m./1 p.m., CT

#### GAMES

# 50-52



#### General Information

Location.....Murray, Ky.  
Enrollment.....10,558  
Nickname.....Racers  
Colors.....Navy and Gold  
Conference.....Ohio Valley  
President.....Dr. Randy Dunn  
Athletic Director.....Allen Ward

#### Coaching Staff

Head Coach.....Jay Pyron  
Career Record.....46-57  
Record at School (Yrs.).....46-57 (2)  
Assistant Coaches.....Randi Wilson, Kelsey Bruder

#### Team Information

2011 Record.....24-28  
Conference Record/Finish....13-15/6th  
Starters Returning/Lost.....5/4  
Pitchers Returning/Lost.....4/1  
Letterwinners Returning/Lost.....N/A

#### Sports Information

Contact.....Ryan Haage  
Office Phone.....(270) 809-7018  
E-Mail.....rhaage@murraystate.edu  
Fax.....(270) 809-6814  
Website.....GoRacers.com

### SOUTHERN ILLINOIS \* CARBONDALE, ILL.

» Wednesday, Apr. 25 » 5 p.m., CT

#### GAME

# 49



#### General Information

Location.....Carbondale, Ill.  
Enrollment.....20,350  
Nickname.....Salukis  
Colors.....Maroon and White  
Conference.....Missouri Valley  
Chancellor.....Dr. Rita Cheng  
Athletic Director.....Mario Moccia

#### Coaching Staff

Head Coach.....Kerri Blaylock  
Career Record.....452-206  
Record at School (Yrs.)..452-206 (12)  
Assistant Coaches.....Jen Sewell, Erin Glasco, Haley Karayiannis

#### Team Information

2011 Record.....36-17  
Conference Record/Finish....16-7/3rd  
Starters Returning/Lost.....6/4  
Pitchers Returning/Lost.....1/2  
Letterwinners Returning/Lost.....12/5

#### Sports Information

Contact.....Megan Krampfer  
Office Phone.....(618) 453-7236  
E-Mail.....megkramp@siu.edu  
Fax.....(618) 453-2648  
Website.....SIUSalukis.com

### BELMONT \* CAPE GIRARDEAU, MO.

» Wednesday, May 2 (DH) » 5 p.m., CT

#### GAMES

# 55-56



#### General Information

Location.....Nashville, Tenn.  
Enrollment.....6,374  
Nickname.....Bruins  
Colors.....Navy Blue, Red and White  
Conference.....Atlantic Sun  
President.....Dr. Robert C. Fisher  
Athletic Director.....Mike Strickland

#### Coaching Staff

Head Coach.....Chris Kuhlmeier  
Career Record.....21-82  
Record at School (Yrs.).....21-82 (2)  
Assistant Coaches.....Kacey Frost, Ashley Taylor

#### Team Information

2011 Record.....11-38  
Conference Record/Finish....4-16/10th  
Starters Returning/Lost.....N/A  
Pitchers Returning/Lost.....N/A  
Letterwinners Returning/Lost.....13/3

#### Sports Information

Contact.....Megan Wilson  
Office Phone.....(615) 460-8023  
E-Mail.....megan.wilson@belmont.edu  
Fax.....(615) 460-5584  
Website.....BelmontBruins.com





**SOUTHEAST MISSOURI STATE UNIVERSITY REDHAWKS  
RECORDS & HISTORY**







# SOUTHEAST MISSOURI STATE UNIVERSITY REDHAWKS SOFTBALL

## HONORS & AWARDS

### SOUTHEAST MISSOURI SOFTBALL ALL-AMERICANS



**Jayne Creek**  
First-Team, 1981



**Lisa Foster**  
First-Team, 1989



**Traci Eudaley**  
Second-Team



**Karen Hudson**  
Second-Team, 1991



**Alice Marler**  
Second-Team, 1991



**Connie Simmons**  
Academic, 1987



**Cathy Retherford**  
Academic, 1990



**Christine Engelhardt**  
Academic, 1997,  
1998, 1999



**Jenny Oermann**  
Academic, 1998,  
1999

#### OVC Coach of the Year

Lana Richmond ..... 1995  
Lana Richmond ..... 1996  
Lana Richmond ..... 1997  
Lana Richmond ..... 1998  
Lana Richmond ..... 2009

#### OVC Female Athlete of the Year

Kim Palmer ..... 1996-97  
Jenny Oermann ..... 1998-99

#### OVC Player of the Year

Lisa Kraxner, C ..... 1996  
Kim Palmer, OF ..... 1997  
Jenny Oermann, INF ..... 1999  
Jenny Doebling, UT ..... 2001

#### OVC Pitcher of the Year

Sara Reichert ..... 1995  
Sara Reichert ..... 1996  
Sara Reichert ..... 1998

#### OVC Freshman of the Year

Megan McDonald, INF ..... 2005

#### OVC First-Team Selections

Amy Evers, INF ..... 1994  
Robyn Sitzes, OF ..... 1994  
Jodi Smith, OF ..... 1994  
Lisa Kraxner, C ..... 1995  
Lesley Mueller, OF ..... 1995  
Jodi Smith, OF ..... 1995  
Sara Reichert, P ..... 1995  
Lisa Kraxner, INF ..... 1996  
Jenny Oermann, INF ..... 1996  
Kim Palmer, OF ..... 1996  
Jodi Smith, OF ..... 1996  
Sara Reichert, P ..... 1996  
Debbie Schmelz, P ..... 1996  
Jenny Oermann, INF ..... 1997  
Chris Shetley, OF ..... 1997  
Christine Engelhardt, P ..... 1997  
Jenny Oermann, INF ..... 1998  
Kim Palmer, OF ..... 1998  
Chris Shetley, OF ..... 1998  
Debbie Schmelz, P ..... 1998  
Jenny Oermann, INF ..... 1999  
Debbie Schmelz, P ..... 1999  
Renee Enos, INF ..... 2000  
Jenny Doebling, UT ..... 2000  
Renee Enos, INF ..... 2001  
Jenny Doebling, UT ..... 2001  
Jennifer Cobin, C ..... 2002  
Brooke Nett, INF ..... 2003  
Kelly Birk, UT ..... 2004  
Megan McDonald, INF ..... 2005  
Michelle Summers, OF ..... 2005  
Megan McDonald, INF ..... 2006  
Michelle Summers, INF ..... 2007  
Megan McDonald, INF ..... 2008  
Michelle Summers, INF ..... 2008  
Carmen Fowler, INF ..... 2011

#### OVC Second-Team Selections

Shelly Trieb, INF ..... 1994  
Nicole Mortimer, P ..... 1994  
Amy Evers, INF ..... 1995  
Janis Swiderski, INF ..... 1995  
Traci Wren, UT ..... 1995  
Kelly Heatherington, INF ..... 1996  
Janis Swiderski, INF ..... 1996  
Erin Frazier, UT ..... 1996  
Kendra Williams, INF ..... 1997  
Tami Hebert, INF ..... 1997

Renee Enos, INF ..... 1998  
Michelle Frank, INF ..... 1998  
Christine Engelhardt, P ..... 1998  
Renee Enos, INF ..... 1999  
Kelsey White, OF ..... 1999  
Christine Engelhardt, P ..... 1999  
Brooke Nett, INF ..... 2001  
Courtney Eklund, OF ..... 2001  
Brooke Nett, INF ..... 2002  
Courtney Eklund, OF ..... 2002  
Kelly Birk, UT ..... 2003  
Jamie Birk, OF ..... 2004  
Kelly Birk, UT ..... 2005  
Lindsay Pickering, OF ..... 2006  
Stephanie Huffman, UT ..... 2006  
Megan McDonald, INF ..... 2007  
Lindsay Pickering, OF ..... 2007  
Giana Zimmerman, P ..... 2009  
Nicole Troncoso, INF ..... 2009  
Jennifer Vasquez, OF ..... 2009  
Alora Marble, P ..... 2011  
Renee Kertz, INF ..... 2011

#### OVC All-Newcomer Team Selections

Lauren Bradley, INF ..... 2006  
Jenn Monaghan, INF ..... 2006  
Stacia Dopudja, P/INF ..... 2007  
Giana Zimmerman, P/INF ..... 2009  
Nicole Troncoso, INF ..... 2009  
Alora Marble, P ..... 2011  
Cheyenne Gipson, OF ..... 2011

#### OVC Honorable Mention Selections

Amy Evers, INF ..... 1996  
Ricki DeArmon, OF ..... 1998  
Emmy Kisaka, INF ..... 1999  
Emmy Kisaka, INF ..... 2000  
Jennifer Dippel, P ..... 2000  
Emmy Kisaka, INF ..... 2001  
Reagan Hamlin, INF ..... 2002

#### OVC Tournament MVP

Amy Evers, INF ..... 1996  
Kendra Williams, C ..... 1997  
Jenny Oermann, INF ..... 1998  
Kelsey White, OF ..... 1999



# SOUTHEAST MISSOURI STATE UNIVERSITY REDHAWKS SOFTBALL

## HONORS & AWARDS

### OVC All-Tournament Team

Julie Davis, INF	1994
Gail Salger, INF	1994
Leslie Mueller, OF	1994
Jodi Smith, OF	1994
Nicole Mortimer, UT	1994
Kim Staffey, UT	1994
Lisa Kraxner, C	1995
Lisa Kraxner, C	1996
Janis Swiderski, INF	1996
Amy Evers, INF	1996
Jodi Smith, OF	1996
Sara Reichert, P	1996
Kendra Williams, C	1997
LeeAnn Gryncewicz, INF	1997
Kim Palmer, OF	1997
Debbie Schmelz, P	1997
Jenny Oermann, INF	1998
Kim Palmer, OF	1998
Chris Shetley, OF	1998
Christine Engelhardt, P	1998
Jenny Oermann, INF	1999
Renee Enos, INF	1999
Kelsey White, OF	1999
Christine Engelhardt, P	1999
Debbie Schmelz, At-Large	1999
Courtney Eklund, OF	2000
Kelsey White, OF	2000
Jenny Doehring, At-Large	2000
Emmy Kisaka, At-Large	2001
Brooke Nett, INF	2002
Brooke Nett, INF	2003
Alana Bagby-Leonard, P/INF	2003
Alana Bagby-Leonard, INF	2004
Lindsay Pickering, OF	2004
Victoria Torrez, INF	2005
Lindsay Pickering, OF	2005
Kelly Birk, UT	2005
Lindsey Webb, C	2006
Giana Zimmerman, P	2009
Jennifer Vasquez, OF	2009
Carmen Fowler, INF	2009
Alora Marble, P	2011
Evan Sallis, OF	2011
Shelby Kuryllo, C	2011

### OVC Player of the Week

Amy Evers	3/22/94
Lisa Kraxner	3/20/95

Kelly Heatherington	4/24/95
Kim Palmer	4/7/97
Chris Shetley	4/15/97
Jenny Oermann	3/30/98
Chris Shetley	4/5/98
Kim Palmer	4/13/98
Jenny Oermann	3/29/99
Kelsey White	4/5/99
Renee Enos	4/17/00
Renee Enos	4/23/01
Alana Bagby-Leonard	3/10/03
Megan McDonald	4/11/05
Michelle Summers	3/13/06
Michelle Summers	3/27/06
Amber Peterson	4/2/07
Michelle Summers	4/23/07
Lauren Bradley	5/7/07
Michelle Summers	3/31/08
Alex Ramirez	4/27/09
Jennifer Vasquez	5/4/09
Renee Kertz	2/15/10

### OVC Pitcher of the Week

Nicole Mortimer	4/7/94
Sara Reichert	3/27/95
Sara Reichert	4/10/95
Sara Reichert	4/24/95
Sara Reichert	3/25/96
Sara Reichert	4/22/96
Debbie Schmelz	3/30/98
Debbie Schmelz	4/20/98
Debbie Schmelz	3/29/99
Christine Engelhardt	4/19/99
Jennifer Dippel	4/17/00
Jenny Doehring	4/24/00
Amy Fahnestock	4/4/05
Elaine Fisher	5/9/05
Elaine Fisher	4/3/06
Stephanie Huffman	4/10/06
Giana Zimmerman	4/27/09
Giana Zimmerman	5/4/09
Whitney Dupuis	2/15/10

### OVC Medal of Honor

<i>* The OVC Medal of Honor is given annually to the student-athlete(s) who achieve the highest GPA in a Conference-sponsored sport.</i>	
Amy Evers	1995-96

Lisa Kraxner	1995-96
Christine Engelhardt	1996-97
Erin Frazier	1996-97
Christine Engelhardt	1997-98
Kim Palmer	1997-98
Christine Engelhardt	1998-99
Alisha Liley	1998-99
Anne Trieb	1998-99
Kelly Birk	2001-02
Brooke Nett	2001-02
Jamie Birk	2003-04
Victoria Torrez	2004-05
Melissa Van Velkinburgh	2004-05
Lindsey Woodworth	2006-07
Megan McDonald	2006-07
Lindsey Woodworth	2007-08
Whitney Dupuis	2009-10
Giana Zimmerman	2009-10
Whitney Dupuis	2010-11

### OVC Commissioner's Honor Roll

*\* To be listed on the OVC Commissioner's Honor Roll, recipients must have achieved at least a 3.25 GPA and have been eligible and on the team throughout the competitive season in their chosen NCAA-sponsored sport or sports.*

Rebecca Alberson	1993-94
Amy Blattel	1993-94
Amy Evers	1993-94
Kara Heuring	1993-94
Amy Johannsen	1993-94
Theresa Largent	1993-94
Karen Martzenbacher	1993-94
Nikki Mortimer	1993-94
Lesley Mueller	1993-94
Jodi Smith	1993-94
Kim Staffey	1993-94
Shelly Trieb	1993-94
Julie Davis	1994-95
Amy Evers	1994-95
Erin Frazier	1994-95
Amy Johannsen	1994-95
Lisa Kraxner	1994-95
Karen Matzenbacher	1994-95
Nikki Mortimer	1994-95
Lesley Mueller	1994-95

Jodi Smith	1994-95
Traci Wren	1994-95
Christine Engelhardt	1995-96
Amy Evers	1995-96
Erin Frazier	1995-96
Lisa Kraxner	1995-96
Jill Lekovich	1995-96
Karen Matzenbacher	1995-96
Karen Noel	1995-96
Jenny Oermann	1995-96
Ashley Roberts	1995-96
Debbie Schmelz	1995-96
Jodi Smith	1995-96
Janis Swiderski	1995-96
Ann Wilson	1995-96
Christine Engelhardt	1996-97
Erin Frazier	1996-97
Karen Matzenbacher	1996-97
Karen Noel	1996-97
Jenny Oermann	1996-97
Kim Palmer	1996-97
Debbie Schmelz	1996-97
Ann Wilson	1996-97
Christine Engelhardt	1997-98
Erin Frazier	1997-98
Alisha Liley	1997-98
Jenny Oermann	1997-98
Kim Palmer	1997-98
Debbie Schmelz	1997-98
Anne Trieb	1997-98
Christine Engelhardt	1998-99
Jenni Gaines	1998-99
Tami Hebert	1998-99
Emmy Kisaka	1998-99
Alisha Liley	1998-99
Jenny Oermann	1998-99
Debbie Schmelz	1998-99
Anne Trieb	1998-99
Kelsey White	1998-99
Jennifer Cobin	1999-00
Michelle Frank	1999-00
Tami Hebert	1999-00
Emmy Kisaka	1999-00
Renee Mueller	1999-00
Brooke Nett	1999-00
Dawn Piantino	1999-00
Sheryn Queen	1999-00
Jessica Broyles	2000-01
Kathryn Cerneka	2000-01





# SOUTHEAST MISSOURI STATE UNIVERSITY REDHAWKS SOFTBALL

## HONORS & AWARDS

Jenny Doebling ..... 2000-01  
 Reagan Hamlin ..... 2000-01  
 Kristen King ..... 2000-01  
 Emmy Kisaka ..... 2000-01  
 Brooke Nett ..... 2000-01  
 Dawn Piantino ..... 2000-01  
 Kemi Rampi ..... 2000-01  
 Amy Thompson ..... 2000-01  
 Jamie Birk ..... 2001-02  
 Kelly Birk ..... 2001-02  
 Kathryn Cerneka ..... 2001-02  
 Jennifer Cobin ..... 2001-02  
 Shelley Conroy ..... 2001-02  
 Reagan Hamlin ..... 2001-02  
 Kristen King ..... 2001-02  
 Emmy Kisaka ..... 2001-02  
 Christine Knobbe ..... 2001-02  
 Brooke Nett ..... 2001-02  
 Dawn Piantino ..... 2001-02  
 Kemi Rampi ..... 2001-02  
 Amy Thompson ..... 2001-02  
 Rachel Van Fleet ..... 2001-02  
 Jamie Birk ..... 2002-03  
 Kelly Birk ..... 2002-03  
 Kathryn Cerneka ..... 2002-03  
 Marie Coode ..... 2002-03  
 Katie Hacker ..... 2002-03  
 Jessica Hunter ..... 2002-03  
 Leigh Ann Lunsford ..... 2002-03  
 Amy Murphy ..... 2002-03  
 Brooke Nett ..... 2002-03  
 Kemi Rampi ..... 2002-03  
 Amy Thompson ..... 2002-03  
 Melissa Van Velkinburgh ..... 2002-03  
 Jamie Birk ..... 2003-04  
 Kelly Birk ..... 2003-04  
 Marie Coode ..... 2003-04  
 Florence Davison ..... 2003-04  
 Stacey DeClue ..... 2003-04  
 Jessica Hunter ..... 2003-04  
 Stephanie Mata ..... 2003-04  
 Amy Thompson ..... 2003-04  
 Victoria Torrez ..... 2003-04  
 Rachel Van Fleet ..... 2003-04  
 Melissa Van Velkinburgh ..... 2003-04  
 Kelly Birk ..... 2004-05  
 Stephanie Huffman ..... 2004-05  
 Stephanie Mata ..... 2004-05  
 Katie Otterness ..... 2004-05

Victoria Torrez ..... 2004-05  
 Rachel Van Fleet ..... 2004-05  
 Melissa Van Velkinburgh ..... 2004-05  
 Lindsey Woodworth ..... 2004-05  
 Stephanie Huffman ..... 2005-06  
 Stephanie Mata ..... 2005-06  
 Megan McDonald ..... 2005-06  
 Lindsay Pickering ..... 2005-06  
 Jessica Rosencrants ..... 2005-06  
 Chloe Tubbs ..... 2005-06  
 Lindsey Webb ..... 2005-06  
 Lindsey Woodworth ..... 2005-06  
 Stephanie Mata ..... 2006-07  
 Megan McDonald ..... 2006-07  
 Katie Otterness ..... 2006-07  
 Lindsey Woodworth ..... 2006-07  
 Stacia Dopudja ..... 2007-08  
 Whitney Dupuis ..... 2007-08  
 Carmen Fowler ..... 2007-08  
 Megan McDonald ..... 2007-08  
 Kaie Otterness ..... 2007-08  
 Lindsey Woodworth ..... 2007-08  
 Stefanie Barnes ..... 2008-09  
 Tiffany Blanco ..... 2008-09  
 Lauren Bradley ..... 2008-09  
 Whitney Dupuis ..... 2008-09  
 Renee Kertz ..... 2008-09  
 Alex Ramirez ..... 2008-09  
 Shelby Stein ..... 2008-09  
 Nicole Troncoso ..... 2008-09  
 Sirena Watkins ..... 2008-09  
 Giana Zimmerman ..... 2008-09  
 Stefanie Barnes ..... 2009-10  
 Whitney Dupuis ..... 2009-10  
 Carmen Fowler ..... 2009-10  
 Renee Kertz ..... 2009-10  
 Christina Scudder ..... 2009-10  
 Nicole Troncoso ..... 2009-10  
 Giana Zimmerman ..... 2009-10  
 Stefanie Barnes ..... 2010-11  
 Alene Bethel ..... 2010-11  
 Taylor Cowan ..... 2010-11  
 Whitney Dupuis ..... 2010-11  
 Renee Kertz ..... 2010-11  
 Shelby Kuryllo ..... 2010-11  
 Alora Marble ..... 2010-11  
 Shelby Stein ..... 2010-11  
 Kaitlin Wallace ..... 2010-11

### OVC Team Sportsmanship Award

Southeast Missouri ..... 2005-06

### CoSIDA/Capital One Academic All-America First-Team Selections

Christine Engelhardt, P ..... 1997  
 Christine Engelhardt, P ..... 1999

### CoSIDA/Capital One Academic All-America Second-Team Selections

Connie Simmons, 3B ..... 1987  
 Lisa Kraxner, C ..... 1996  
 Christine Engelhardt, P ..... 1998  
 Jenny Oermann, INF ..... 1998  
 Jenny Oermann, INF ..... 1999

### CoSIDA/Capital One Academic All-America Third-Team Selections

Cathy Retherford, C ..... 1990

### Southeast Missouri Athletics Hall of Fame

Inducted  
 Jayne Creek, 1978-81 ..... 2002  
 Lisa Foster, 1987-89 ..... 2007  
 Linda Wells, 1968-72 ..... 2009  
 1991 Team ..... 2011  
 Jennifer Stoeckl  
 Kathy Knap  
 Ginger Hagler  
 Cathy Retherford  
 Andria Gaines  
 Alice Marler  
 Karen Jackson  
 Teresa Tuschoff  
 Kim Staffey  
 Karen Hudson  
 Shelly Trieb  
 Robyn Horace  
 Robyn Sitzes  
 Carol Chilton  
 Kim Barker  
 Head Coach Lana Richmond  
 Assistant Coach Judy Favor

### Trombetta Award

*\* Graduating Senior, female student-athlete, with the highest grade point average and participated in one or more varsity sports at Southeast. The student must have at least a 3.0 grade point average.*  
 Connie Simmons ..... 1986  
 Kim Staffey ..... 1994  
 Christine Engelhardt ..... 1999

### Howard's MVP Award

M. Ummel ..... 1977  
 P. Meyer ..... 1978  
 McClenning ..... 1979  
 Jayne Creek ..... 1981  
 K. Williams ..... 1982  
 K. Rediger ..... 1983  
 C. Barks ..... 1984  
 L. Alexander/Traci Eudaley ..... 1985  
 Traci Eudaley ..... 1986  
 Connie Simmons ..... 1987  
 T. Schulte ..... 1988  
 J. Craig/L. Foster ..... 1989  
 L. Thornton ..... 1990  
 Andria Gaines/Alice Marler ..... 1991  
 K. Hudson ..... 1992  
 Shelly Trieb ..... 1993  
 Robyn Sitzes ..... 1994  
 Lisa Kraxner ..... 1995  
 Amy Evers/Jodi Smith ..... 1996  
 Amy Evers/Kim Palmer ..... 1997  
 Jenny Oermann/  
     Debbie Schmelz ..... 1998  
 Jenny Doebling ..... 2000  
 Renee Enos ..... 2001  
 Dawn Piantino ..... 2002  
 Brooke Nett ..... 2003  
 Jamie Birk ..... 2004  
 Megan McDonald ..... 2005  
 Stephanie Huffman ..... 2006  
 Stephanie Huffman ..... 2007  
 Megan McDonald/  
     Michelle Summers ..... 2008  
 Alex Ramirez ..... 2009  
 Renee Kertz ..... 2011



# SOUTHEAST MISSOURI STATE UNIVERSITY REDHAWKS SOFTBALL

## RECORDS

### Year-by-Year Non-Division I Records

	<u>Overall</u>		
1977.....	6-6	-	-
1978.....	7-8	-	-
1979.....	9-9	-	-
1980.....	21-18	-	-
1981.....	22-14-1	-	-
1982.....	21-28	3-1	MIAA
1983.....	13-10	3-3	MIAA
1984.....	25-8	8-2	MIAA
1985.....	32-17	9-2	MIAA
1986.....	40-16	13-5	MIAA
1987.....	39-13	9-3	MIAA
1988.....	21-20	4-8	MIAA
1989.....	37-21	6-2	MIAA
1990.....	28-21	5-5	MIAA
1991.....	38-14	11-4	MIAA
1992.....	35-18	-	-
1993.....	30-19	-	-

### Year-by-Year Division I Records

	<u>Overall</u>	<u>OVC</u>	<u>Finish</u>
1994.....	36-22	17-9	3rd
1995.....	38-20	22-4	1st
1996.....	39-9	22-2	1st
1997.....	33-23-1	20-5	1st
1998.....	38-13-1	16-2	1st
1999.....	31-17	16-2	1st
2000.....	31-24	17-7	3rd
2001.....	25-25	16-5	2nd
2002.....	14-27	9-12	5th
2003.....	18-29	11-9	4th
2004.....	16-36	10-14	6th
2005.....	27-28	13-14	5th
2006.....	28-24	14-13	5th
2007.....	20-29	11-16	8th
2008.....	24-28	11-16	8th
2009.....	29-21	16-8	2nd
2010.....	17-31	6-17	10th
2011.....	31-30	17-12	5th

### NCAA Tournament Records

1986.....	0-2
1987.....	1-2
1989.....	2-2
1991.....	3-2
1999.....	1-2
Total.....	7-10

### OVC Tournament Records

1994.....	4-0	1st
1995.....	1-2	-
1996.....	4-1	1st
1997.....	4-1	1st
1998.....	4-1	1st
1999.....	4-0	1st
2000.....	3-2	2nd
2001.....	1-2	-
2002.....	1-2	-
2003.....	3-2	-
2004.....	1-2	-
2005.....	2-2	-
2006.....	1-2	-
2009.....	2-2	-
2011.....	4-2	2nd
Total	39-23	

### OVC Tournament Records by Seed

	<u>Year(s)</u>
#1.....	17-5 '95, '96, '97, '98, '99
#2.....	3-4 '01, '09
#3.....	7-2 '94, '00
#4.....	3-2 '03
#5.....	8-8 '02, '05, '06, '11
#6.....	1-2 '04

### OVC Tournament Records vs. Seed

vs. #1.....	2-6
vs. #2.....	7-5
vs. #3.....	5-3
vs. #4.....	8-5
vs. #5.....	7-2
vs. #6.....	5-2

### OVC Annual Softball Champions

	<u>Regular-Season</u>	<u>Tournament</u>	<u>Tournament Host</u>
1994	Tennessee Tech	<b>Southeast Missouri</b>	Austin Peay
1995	<b>Southeast Missouri</b>	Tennessee Tech	Eastern Kentucky
1996	<b>Southeast Missouri</b>	<b>Southeast Missouri</b>	Middle Tenn.
1997	<b>Southeast Missouri</b>	<b>Southeast Missouri</b>	Morehead State
1998	<b>Southeast Missouri</b>	<b>Southeast Missouri</b>	Southeast Missouri
1999	<b>Southeast Missouri</b>	<b>Southeast Missouri</b>	UT Martin
2000	Middle Tennessee	Middle Tennessee	Middle Tenn.
2001	Tennessee Tech	Tennessee Tech	Tennessee Tech
2002	Eastern Kentucky	Eastern Kentucky	Eastern Kentucky
2003	Tennessee Tech	Tennessee Tech	Tennessee Tech
2004	Eastern Kentucky	Eastern Kentucky	Eastern Kentucky
2005	Jacksonville State	Tennessee Tech	Jacksonville State
2006	Tennessee Tech	Tennessee Tech	Tennessee Tech
2007	Tennessee Tech	Tennessee Tech	Tennessee Tech
2008	Jacksonville State	Jacksonville State	Jacksonville State
2009	Jacksonville State	UT Martin	Jacksonville State
2010	UT Martin	Jacksonville State	UT Martin
2011	Eastern Illinois	Jacksonville State	Eastern Illinois

vs. #7.....	1-0
vs. #8.....	4-0

### OVC Regular-Season Titles

	<u>Head Coach</u>
1995.....	Lana Richmond
1996.....	Lana Richmond
1997.....	Lana Richmond
1998.....	Lana Richmond
1999.....	Lana Richmond

### OVC Tournament Titles

	<u>Head Coach</u>
1994.....	Lana Richmond
1996.....	Lana Richmond
1997.....	Lana Richmond
1998.....	Lana Richmond
1999.....	Lana Richmond



Linda Wells was inducted into the Southeast Athletics Hall of Fame in 2009. She is pictured here with then-Director of Athletics John Shafer.





# SOUTHEAST MISSOURI STATE UNIVERSITY REDHAWKS SOFTBALL

## POSTSEASON RESULTS

### OVC TOURNAMENT

#### 1994 (at Austin Peay)\*

#3 SE Missouri 3, #6 Austin Peay 0  
#3 SE Missouri 12, #7 Morehead State 0  
#3 SE Missouri 9, #5 Eastern Kentucky 2  
#3 SE Missouri 3, #2 Middle Tennessee 2

#### 1995 (at Eastern Kentucky)

#1 SE Missouri - bye  
#1 SE Missouri 3, #4 Eastern Kentucky 2  
#2 Tennessee Tech 8, #1 SE Missouri 2  
#4 Eastern Kentucky 2, #1 SE Missouri 0

#### 1996 (at Middle Tennessee)\*

#1 SE Missouri 8, #8 Tennessee State 0  
#1 SE Missouri 1, #4 UT Martin 0  
#1 SE Missouri 3, #2 Middle Tennessee 1  
#5 Tennessee Tech 4, #1 SE Missouri 3  
#1 SE Missouri 5, #5 Tennessee Tech 1

#### 1997 (at Morehead State)\*

#1 SE Missouri 2, #8 Austin Peay 1  
#1 SE Missouri 2, #4 UT Martin 1  
#1 SE Missouri 2, #2 Tennessee Tech 0  
#3 Eastern Illinois 5, #1 SE Missouri 1  
#1 SE Missouri 12, #3 Eastern Illinois 2

#### 1998 (at Southeast Missouri)\*

#1 SE Missouri 8, #8 Austin Peay 2  
#1 SE Missouri 8, #5 Tennessee Tech 2  
#1 SE Missouri 3, #6 Eastern Illinois 2  
#6 Eastern Illinois 2, #1 SE Missouri 1  
#1 SE Missouri 13, #6 Eastern Illinois 4

#### 1999 (at UT Martin)\*

#1 SE Missouri 5, #8 UT Martin 0  
#1 SE Missouri 5, #4 Tennessee Tech 2  
#1 SE Missouri 9, #2 Middle Tennessee 0  
#1 SE Missouri 7, #5 Eastern Illinois 1

#### 2000 (at Middle Tennessee)

#3 SE Missouri 4, #6 Morehead State 3  
#3 SE Missouri 3, #2 Eastern Illinois 2  
#1 Middle Tennessee 3, #3 SE Missouri 1  
#3 SE Missouri 2, #4 Tennessee Tech 1  
#1 Middle Tennessee 3, #3 SE Missouri 1

#### 2001 (at Tennessee Tech)

#3 Eastern Kentucky 2, #2 SE Missouri 0  
#2 SE Missouri 1, #5 Tennessee State 0  
#4 Eastern Illinois 1, #2 SE Missouri 0

#### 2002 (at Eastern Kentucky)

#5 SE Missouri 5, #4 Austin Peay 3  
#1 Eastern Kentucky 7, #5 SE Missouri 0  
#3 UT Martin 5, #5 SE Missouri 1

#### 2003 (at Tennessee Tech)

#4 SE Missouri 5, #5 Austin Peay 4  
#1 Tennessee Tech 4, #4 SE Missouri 0  
#4 SE Missouri 4, #3 UT Martin 3  
#4 SE Missouri 4, #6 Eastern Illinois 2  
#2 Eastern Kentucky 7, #4 SE Missouri 2

#### 2004 (at Eastern Kentucky)

#6 SE Missouri 3, #3 Tennessee Tech 0  
#2 UT Martin 9, #6 SE Missouri 6  
#5 Jacksonville State 5, #6 SE Missouri 4

#### 2005 (at Jacksonville State)

#4 UT Martin 3, #5 SE Missouri 2  
#5 SE Missouri 6, #3 Samford 5 (11 inn.)  
#5 SE Missouri 4, #4 UT Martin 1  
#1 Jacksonville State 6, #5 SE Missouri 4

#### 2006 (at Tennessee Tech)

#5 SE Missouri 3, #4 UT Martin 0  
#1 Tennessee Tech 8, #5 SE Missouri 0  
#6 Eastern Kentucky 3, #5 SE Missouri 0

#### 2009 (at Jacksonville State)

#2 SE Missouri 1, #3 Morehead State 0  
#2 SE Missouri 7, #5 Tennessee Tech 1  
#4 UT Martin 3, #2 SE Missouri 2 (8 inn.)  
#4 UT Martin 4, #2 SE Missouri 1

#### 2011 (at Eastern Illinois)

#5 SE Missouri 4, #4 SIU Edwardsville 3 (8 inn.)  
#5 SE Missouri 4, #1 Eastern Illinois 0  
#2 Jacksonville State 4, #5 SE Missouri 0  
#5 SE Missouri 9, #1 Eastern Illinois 1  
#5 SE Missouri 3, #2 Jacksonville State 2  
#2 Jacksonville State 9, #5 SE Missouri 5

\* OVC Tournament Champion

### NCAA APPEARANCES

#### 1986 NCAA Division II Tournament

*South Regional - Huntsville, Texas*  
Stephen F. Austin 2, SE Missouri 0  
Sam Houston State 3, SE Missouri 0

#### 1987 NCAA Division II Tournament

*Central Regional - Warrensburg, Mo.*  
SE Missouri 4, Central Missouri State, 2  
Florida Southern 2, SE Missouri 0  
Florida Southern 3, SE Missouri 0

#### 1989 NCAA Division II Tournament

*South Regional - Lakeland, Fla.*  
SE Missouri 2, Barry 1 (9 inn.)  
Florida Southern 4, SE Missouri 0  
SE Missouri 5, Missouri-St. Louis 2  
Florida Southern 4, SE Missouri 1

#### 1991 NCAA Division II Tournament

*South Regional - Lakeland, Fla.*  
SE Missouri 1, Florida Southern 0  
SE Missouri 3, Central Missouri 1  
SE Missouri 3, Florida Southern 1  
*Finals - Midland, Mich.*  
Portland State 3, SE Missouri 2  
Bloomsburg 9, SE Missouri 4

\* - Regional Champs; Final Four;  
National Fourth-Place

#### 1999 NCAA Division I Tournament

*No. 2 Regional - Tucson, Ariz.*  
Kansas 5, SE Missouri 1  
SE Missouri 2, East Carolina 1  
Kansas 3, SE Missouri 1 (11 inn.)



The 1998 Southeast softball team captured the program's fourth-straight OVC regular-season title.



# SOUTHEAST MISSOURI STATE UNIVERSITY REDHAWKS SOFTBALL

## GAMES PLAYED

### Career

1. Amy Evers, 1993-96.....213
2. Carmen Fowler, 2008-11.....209
3. Michelle Summers, 2005-08.....208
4. Megan McDonald, 2005-08.....207
- Karen Hudson, 1989-92.....207

### Season

1. Five tied with.....61  
(2011)

## AT-BATS

### Career

1. Michelle Summers, 2005-08...670
2. Amy Evers, 1993-96.....638
3. Megan McDonald, 2005-08...632
4. Jenny Oermann, 1996-99.....624
5. Carmen Fowler, 2008-11.....608

### Season

1. Evan Sallis, 2011.....208
2. Carmen Fowler, 2011.....189
3. Chris Shetley, 1997.....186
4. Amy Evers, 1994.....183
5. Michelle Summers, 2005.....182

## RUNS

### Career

1. Michelle Summers, 2005-08...161
2. Jenny Oermann, 1996-99.....135
3. Karen Hudson, 1989-92.....120
4. Amy Evers, 1993-96.....113
5. Kim Palmer, 1996-98.....109

### Season

1. Kim Palmer, 1998.....48
2. Michelle Summers, 2005.....47
3. Jenny Oermann, 1998.....46
- Karen Hudson, 1992.....46
5. Evan Sallis, 2011.....43

### Game

1. Julie Davis, 4/6/95.....4
- Karen Hudson, 4/2/92.....4

## HITS

### Career

1. Jenny Oermann, 1996-99.....231
2. Michelle Summers, 2005-08...228
3. Megan McDonald, 2005-08...222
4. Traci Eudaley, 1984-87.....195
5. Carmen Fowler, 2008-11.....182

### Season

1. Carmen Fowler, 2011.....73
2. Jenny Oermann, 1998.....68
- Kim Palmer, 1997.....68
4. Megan McDonald, 2008.....67
- Lisa Kraxner, 1995.....67
6. Evan Sallis, 2011.....63
7. Michelle Summers, 2008.....62
- Chris Shetley, 1998.....62
- Chris Shetley, 1997.....62

### Game

1. Kelly Heatherington, 4/21/95...5

## BATTING AVERAGE

### Career

1. Lisa Kraxner, 1995-96......388
2. Kim Palmer, 1996-98......379
3. Jenny Oermann, 1996-99......370
4. Megan McDonald, 2005-08...351
5. Julie Hume, 1985-88......350

### Season

1. Kim Palmer, 1998......413
2. Jenny Oermann, 1998......410
3. Jenny Oermann, 1999......409
4. Megan McDonald, 2008......406
5. Shelly Trieb, 1993......400

\* Minimum 75 at-bats per year



**MEGAN McDONALD**

Megan McDonald was the last Southeast player to hit over .400 in a season when she posted a .406 batting average in 2008.

## SLUGGING PERCENTAGE

### Career

1. Kim Palmer, 1996-98......647
2. Michelle Summers, 2005-08...631
3. Shelly Trieb, 1991-94......598
4. Lisa Kraxner, 1995-96......596
5. Megan McDonald, 2005-08...574

### Season

1. Kim Palmer, 1998......776
2. Michelle Summers, 2008......691
3. Michelle Summers, 2007......667
4. Megan McDonald, 2008......661
5. Shelly Trieb, 1993......629

\* Minimum 75 at-bats per year

## DOUBLES

### Career

1. Michelle Summers, 2005-08..47
2. Megan McDonald, 2005-08...46
3. Chris Shetley, 1997-98.....40
- Shelly Trieb, 1991-94.....40
5. Kelly Birk, 2002-05.....39
6. Kim Palmer, 1996-98.....37

### Season

1. Jodi Smith, 1998......23
2. Shelly Trieb, 1993......18
- Kelly Birk, 2004......18
4. Kim Palmer, 1998......17
- Chris Shetley, 1997......17



**JENNY OERMANN**

Jenny Oermann is Southeast's all-time career hits leader.

## INDIVIDUAL HITTING

6. Michelle Summers, 2005.....16
7. Megan McDonald, 2008.....15
- Jodi Smith, 1995.....15

### Game

1. Janis Swiderski, 4/8/95.....5

## TRIPLES

### Career

1. Kathy Rediger, 1981-84.....18
2. Traci Wren, 1992-95.....13
- Julie Hume, 1985-88.....13
4. Kelsey White, 1999-00.....12
5. Three tied with.....11

### Season

1. Jayne Creek, 1981.....10
2. Six tied with.....7

### Game

1. Three tied with.....2
- Last done by Jenniver Vasquez, 2009

### \* Returning Player



**RENEE KERTZ**

Renee Kertz finished the 2011 season with a Southeast single-season record 48 RBI.





# SOUTHEAST MISSOURI STATE UNIVERSITY REDHAWKS SOFTBALL

## INDIVIDUAL HITTING

### HOME RUNS

#### Career

1. Michelle Summers, 2005-08 ...48
2. Megan McDonald, 2005-08 ...31
3. Kim Palmer, 1996-98 ...20
4. Stacia Dopudja, 2007-08 ...16
- Lauren Bradley, 2006-09 ...16

#### Season

1. Michelle Summers, 2007 ...14
2. Michelle Summers, 2008 ...13
3. Stacia Dopudja, 2007 ...12
4. Michelle Summers, 2006 ...11
- Kim Palmer, 1998 ...11
6. Michelle Summers, 2005 ...10

#### Game

1. 14 tied with ...2
- Last done by Kaitlin Wallace vs. Murray State (4/16/11)

### RBI

#### Career

1. Michelle Summers, 2005-08 ...132
2. Megan McDonald, 2005-08 ...120
3. Traci Eudaley, 1984-87 ...119
4. Kim Palmer, 1996-98 ...112
5. Jenny Oermann, 1996-99 ...108

#### Season

1. **Renee Kertz, 2011** ...48
2. Shelly Trieb, 1993 ...46
3. Carmen Fowler, 2011 ...45

- Karen Hudson, 1992 ...45
5. Kim Palmer, 1998 ...44
6. Lisa Kraxner, 1995 ...43
7. Megan McDonald, 2008 ...41
- Kim Palmer, 1997 ...41
- Traci Eudaley, 1986 ...41

#### Game

1. Chris Shetley, 5/4/98 ...7

### WALKS

#### Career

1. Alex Ramirez, 2007-10 ...88
2. Michelle Summers, 2005-08 ...80
3. Tami Hebert, 1997-00 ...79
4. **Renee Kertz, 2009-present** ...65
- Karen Hudson, 1989-92 ...65
6. Megan McDonald, 2005-08 ...59
- Shelly Trieb, 1991-94 ...59

#### Season

1. Karen Hudson, 1989 ...29
- Alex Ramirez, 2009 ...29
3. Kelly Birk, 2005 ...28
- Alex Ramirez, 2010 ...28
5. Kathy Blair, 1985 ...27

### SACRIFICE HITS

#### Career

1. Shelly Trieb, 1991-94 ...44
- Karen Hudson, 1989-92 ...44
3. Amy Evers, 1993-96 ...43
4. Robyn Horace, 1991-93 ...40

5. Alice Marler, 1990-92 ...34
- Traci Eudaley, 1984-87 ...34
7. Theresa Shulte, 1986-89 ...33

#### Season

1. Robyn Horace, 1992 ...23
2. Alice Marler, 1991 ...22
3. Karen Hudson, 1991 ...21
4. Lesley Mueller, 1994 ...19
5. Amy Evers, 1995 ...17

### HIT BY PITCH

#### Career

1. Brooke Nett, 2000-03 ...35
2. Michelle Summers, 2005-08 ...24
3. **Shelby Stein, 2009-present** ...17
4. Victoria Torrez, 2004-05 ...15
5. Julie Davis, 1992-95 ...14

#### Season

1. Brooke Nett, 2001 ...14
2. Michelle Summers, 2008 ...10
- Brooke Nett, 2003 ...10
4. Victoria Torrez, 2004 ...9
5. **Shelby Stein, 2010** ...8
- Chris Shetley, 1997 ...8
- Julie Davis, 1995 ...8

### STOLEN BASES

#### Career

1. Lisa Thornton, 1987-90 ...82
2. Julie Lehmbeck, 1992-93 ...51
3. Pat McDonagh, 1984-87 ...46

4. Twanda Moore, 1982-85 ...40
5. Amy Evers, 1993-96 ...30

#### Season

1. Julie Lehmbeck, 1992 ...32
2. Lisa Thornton, 1990 ...31
3. Lisa Thornton, 1989 ...28
4. **Cheyenne Gipson, 2011** ...20
5. Julie Lehmbeck, 1993 ...19

#### Game

1. Four tied with ...3
- Last done by Cheyenne Gipson at Belmont (3/17/11)

### TOTAL BASES

#### Career

1. Michelle Summers, 2005-08 ...423
2. Megan McDonald, 2005-08 ...363
3. Shelly Trieb, 1991-94 ...307
4. Jenny Oermann, 1996-99 ...295
5. Kim Palmer, 1996-98 ...278

#### Season

1. Michelle Summers, 2008 ...114
2. Kim Palmer, 1998 ...111
3. Chris Shetley, 1998 ...110
4. Megan McDonald, 2008 ...109
5. Michelle Summers, 2005 ...108

#### \* Returning Player



**MICHELLE SUMMERS**

Michelle Summers is Southeast's all-time career leader in seven different categories, including home runs and RBI.




**ALEX RAMIREZ**

Alex Ramirez currently holds the school's career and single-season records in walks.



**EVAN SALLIS**

Evan Sallis broke Southeast's single-season record and led the Ohio Valley Conference with 208 at-bats in 2011.



**CARMEN FOWLER**

Carmen Fowler set a new Southeast single-season record with 73 hits in 2011.



# SOUTHEAST MISSOURI STATE UNIVERSITY REDHAWKS SOFTBALL

## INDIVIDUAL PITCHING

### WINS

#### Career

1. Traci Eudaley, 1984-87 .....79
2. Debbie Schmelz, 1996-99.....62
3. Alice Marler, 1990-92 .....59
4. Elaine Fisher, 2005-08 .....54
- Chris Engelhardt, 1996-99 .....54
6. Sara Reichert, 1994-97 .....51

#### Season

1. Alice Marler, 1991 .....30
2. Traci Eudaley, 1986.....25
3. Traci Eudaley, 1987.....23
4. Missy Sanges, 1989.....20
5. Giana Zimmerman, 2009 .....19
- Elaine Fisher, 2008 .....19
- Debbie Schmelz, 1998 .....19

### EARNED RUN AVERAGE

#### Career

1. Traci Eudaley, 1984-87 ..... 0.43
2. Beth Russell, 1986-88..... 0.79
3. Missy Sanges, 1989-90..... 1.15
4. Alice Marler, 1990-92 ..... 1.22
5. Shelle Wadsworth, 1988-91 . 1.50

#### Season

1. Traci Eudaley, 1986..... 0.33
  2. Traci Eudaley, 1985..... 0.37
  3. Traci Eudaley, 1987..... 0.50
  4. Traci Eudaley, 1984..... 0.59
  5. Beth Russell, 1988 ..... 0.62
- \* Minimum 200 innings

### APPEARANCES

#### Career

1. Elaine Fisher, 2005-08 ..... 151
2. Traci Eudaley, 1984-87 ..... 127
3. Debbie Schmelz, 1996-99..... 117
4. Chris Engelhardt, 1996-99 .... 103
5. Alice Marler, 1990-92 ..... 101

#### Season

1. Elaine Fisher, 2008 .....46
2. Elaine Fisher, 2007 .....43
- Alice Marler, 1991 .....43
4. **Alora Marble, 2011 .....41**
5. Amy Fahnestock, 2005 .....39

### GAMES STARTED

#### Career

1. Elaine Fisher, 2005-08 ..... 110
- Traci Eudaley, 1984-87 ..... 110
3. Debbie Schmelz, 1996-99.....88
4. Alice Marler, 1990-92 .....84
5. Chris Engelhardt, 1996-99 .....77

#### Season

1. Alice Marler, 1991 .....38
2. Elaine Fisher, 2008 .....34
- Elaine Fisher, 2007 .....34
4. Traci Eudaley, 1985.....32
5. Traci Eudaley, 1986.....31
6. Elaine Fisher, 2006 .....30
- Amy Fahnestock, 2005 .....30

### COMPLETE GAMES

#### Career

1. Traci Eudaley, 1984-87 .....84
2. Elaine Fisher, 2005-08 .....78
3. Alice Marler, 1990-92 .....72
4. Debbie Schmelz, 1996-99.....58
5. Amy Johannsen, 1992-95 .....56

#### Season

1. Alice Marler, 1991 .....34
2. Traci Eudaley, 1985.....30
3. Traci Eudaley, 1987.....27
- Traci Eudaley, 1986.....27
5. Elaine Fisher, 2007 .....26
6. Elaine Fisher, 2006 .....25
- Shelle Wadsworth, 1989 .....25

### SHUTOUTS

#### Career

1. Traci Eudaley, 1984-87 .....45
2. Debbie Schmelz, 1996-99.....24
3. Beth Russell, 1986-88.....23
4. Alice Marler, 1990-92 .....20
- Shelle Wadsworth, 1988-91 ....20
6. Elaine Fisher, 2005-08 .....18

#### Season

1. Traci Eudaley, 1986.....17
2. Alice Marler, 1991 .....14
3. Traci Eudaley, 1987.....12
4. Traci Eudaley, 1985.....9
5. Beth Russell, 1988 .....8
- Beth Russell, 1987 .....8

### INNINGS PITCHED

#### Career

1. Traci Eudaley, 1984-87 ..... 783.1
2. Elaine Fisher, 2005-08 ..... 750.0
3. Debbie Schmelz, 1996-99... 601.0
- Alice Marler, 1990-92 ..... 601.0
5. Chris Engelhardt, 1996-99 .. 479.1
6. Amy Johannsen, 1992-95 ... 464.2

#### Season

1. Alice Marler, 1991 .....263.0
2. Elaine Fisher, 2008 .....234.1
3. Traci Eudaley, 1986.....234.0
4. Elaine Fisher, 2007 .....227.0
5. Shelle Wadsworth, 1989 .....214.0

### STRIKEOUTS

#### Career

1. Elaine Fisher, 2005-08 .....501
2. Traci Eudaley, 1984-87 .....471
3. Chris Engelhardt, 1996-99 ....370
4. Debbie Schmelz, 1996-99.....330
5. Alice Marler, 1990-92 .....315

#### Season

1. Traci Eudaley, 1986.....200
2. Giana Zimmerman, 2009 .....184
3. Elaine Fisher, 2008 .....160
4. Alice Marler, 1991 .....158
5. Elaine Fisher, 2006 .....156

#### Game

1. Giana Zimmerman, 2009 .....13

### SAVES

#### Career

1. Elaine Fisher, 2005-08 .....7
2. Traci Eudaley, 1984-87 .....6
3. Debbie Schmelz, 1996-99.....5
- Alice Marler, 1990-92 .....5
5. Shelle Wadsworth, 1988-91 ....4

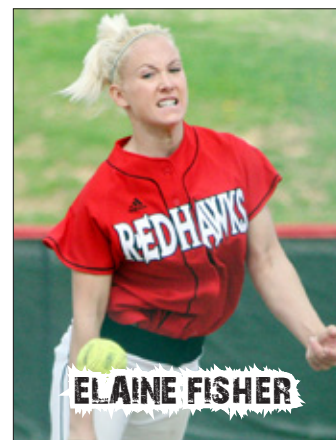
### CONSECUTIVE GAMES PLAYED

1. Amy Evers, 1993-96.....213
2. Michelle Summers, 2005-08 .208
3. Megan McDonald, 2005-08...207

### LONGEST GAME


15 innings vs. Saint Louis, 4/8/93

\* Returning Player



**ELAINE FISHER**

Elaine Fisher is Southeast's career leader in appearances, starts, strikeouts and saves.



**DEBBIE SCHMELZ**

Debbie Schmelz ranks second all-time with 62 career wins.



**TRACI EUDALEY**

Traci Eudaley owns six career pitching records.





# SOUTHEAST MISSOURI STATE UNIVERSITY REDHAWKS SOFTBALL

## TEAM RECORDS

AT-BATS			DOUBLES			RBI			STOLEN BASES			COMPLETE GAMES		
	Year			Year			Year			Year			Year	
1.	2011	1670	1.	1998	89	1.	1986	276	1.	1998	60	1.	1994	50
2.	1989	1516	2.	2000	80	2.	2011	250	2.	1987	55	2.	1989	49
3.	1997	1492	3.	2006	77	3.	1996	241	3.	1992	54	3.	1995	45
4.	2005	1472	4.	1995	74	4.	1998	233		1990	54	4.	1987	44
5.	1995	1465	5.	1997	70	5.	1987	225	5.	2011	53	5.	1991	43
	1986	1465	6.	2005	69	6.	1995	218		1993	53		1986	43
7.	1994	1446	7.	1996	68		1992	218	7.	1989	52		2001	43
8.	2000	1444	8.	2011	67	8.	1997	212	8.	1985	51	8.	1992	40
9.	2004	1424		2004	67	9.	1994	211	9.	1997	50		1985	40
10.	2008	1380	10.	2008	66	10.	2006	205		1988	50	10.	1996	39
HITS			TRIPLES			WALKS			TOTAL BASES			SHUTOUTS		
	Year			Year			Year			Year			Year	
1.	2011	484	1.	1986	35	1.	2010	159	1.	2011	668	1.	1986	25
2.	1986	431	2.	1981	24	2.	1995	153	2.	1998	613	2.	1996	21
3.	1997	430	3.	1982	21	3.	1994	151	3.	2007	598	3.	1987	20
4.	1996	422	4.	1988	20	4.	2009	146	4.	2006	579	4.	1991	17
5.	1998	415		1993	20	5.	1982	140		2005	579	5.	1988	14
6.	1994	414	6.	1997	19	6.	1985	139	6.	1997	574		1985	14
7.	1989	409	7.	1994	18	7.	2011	133	7.	1996	563		1984	14
8.	1995	406		1992	18	8.	2005	128	8.	1994	562	8.	2000	13
9.	1987	388	9.	1987	16		2008	128	9.	1986	561		1999	13
10.	2005	380	10.	2000	15	10.	1986	123	10.	2008	554		1997	13
BATTING AVERAGE			HOME RUNS			SACRIFICE HITS			WINS			INNINGS PITCHED		
	Year			Year			Year			Year			Year	
1.	1996	.323	1.	2007	57	1.	1994	138	1.	1986	40		2011	408.1
2.	1998	.302	2.	2006	43	2.	1991	127	2.	1987	39	1.	1989	397.0
3.	1987	.296	3.	2008	40	3.	1992	105		1996	39	2.	1986	389.2
4.	1986	.294	4.	2005	38	4.	1986	94	4.	1991	38	3.	1994	380.0
5.	2011	.290	5.	2011	33	5.	1987	91		1995	38	4.	2000	376.1
6.	1997	.288	6.	1998	29	6.	1995	88		1998	38	5.	2005	374.1
7.	1994	.286	7.	2009	21	7.	1993	87	7.	1989	37	6.	1995	367.2
	1999	.286	8.	1997	19	8.	1989	84	8.	1994	36	7.	1997	366.0
9.	2007	.281		1994	19	9.	1997	69	9.	1992	35	8.	2004	354.2
10.	1992	.280	10.	1992	16	10.	1985	57	10.	1997	33	9.	1987	353.0
				1986	16									
SLUGGING PERCENTAGE			RUNS			HIT BY PITCH			EARNED RUN AVERAGE			STRIKEOUTS		
	Year			Year			Year			Year			Year	
1.	2007	.454	1.	1998	277	1.	2011	29	1.	1986	0.50	1.	2009	273
2.	1998	.446	2.	1986	276		2008	29	2.	1985	0.58	2.	1986	260
3.	1996	.430	3.	2011	275	3.	2010	25	3.	1987	0.69	3.	2006	254
4.	2006	.429	4.	1994	270	4.	2004	24	4.	1984	0.73	4.	1996	230
5.	2008	.401	5.	1996	261	5.	2001	23	5.	1988	0.78	5.	2011	223
6.	2011	.400	6.	1995	259		2003	23	6.	1991	0.79	6.	2005	218
7.	2005	.393	7.	1992	242	7.	2005	22	7.	1996	1.13	7.	2008	210
8.	1994	.389	8.	1997	239	8.	1995	19	8.	1983	1.33	8.	1995	208
9.	1997	.385	9.	2006	225	10.	2000	19	9.	1990	1.36	9.	1991	189
10.	1986	.383	10.	2008	214		1997	18	10.	1999	1.38	10.	1987	186

\* 2011 Mark



# SOUTHEAST MISSOURI STATE UNIVERSITY REDHAWKS SOFTBALL

## COACHING HISTORY

Year	Head Coach	Record	Conference Record	Conference Finish	Postseason
1977	Marge Mates	6-6	-	-	-
1978	Marge Mates	7-8	-	-	-
1979	Marge Mates	9-9	-	-	-
1980	Marge Mates	21-18	-	-	-
1981	Marge Mates	22-14-1	-	-	-
Career Record		65-55-1 (.537)			

Year	Head Coach	Record	Conference Record	Conference Finish	Postseason
1982	Brenda Buckner	21-28 (.429)	3-1 / MIAA	-	-

Year	Head Coach	Record	Conference Record	Conference Finish	Postseason
1983	Lana Richmond	13-10	3-3 / MIAA	-	-
1984	Lana Richmond	25-8	8-2 / MIAA	-	-
1985	Lana Richmond	32-17	9-2 / MIAA	-	-
1986	Lana Richmond	40-16	13-5 / MIAA	-	NCAA South Regional
1987	Lana Richmond	39-13	9-3 / MIAA	-	NCAA Central Regional
1988	Lana Richmond	21-20	4-8 / MIAA	-	-
1989	Lana Richmond	37-21	6-2 / MIAA	-	NCAA South Regional
1990	Lana Richmond	28-21	5-5 / MIAA	-	-
1991	Lana Richmond	38-14	11-4 / MIAA	-	NCAA Final Four
NCAA Division II Totals		273-140 (.661)	68-34 (.667)	-	-

1992	Lana Richmond	35-18	-	-	-
1993	Lana Richmond	30-19	-	-	-
1994	Lana Richmond	36-22	17-9 / OVC	3rd	OVC Tournament Champions
1995	Lana Richmond	38-20	22-4 / OVC	1st*	-
1996	Lana Richmond	39-9	22-2 / OVC	1st*	OVC Tournament Champions
1997	Lana Richmond	33-23-1	20-5 / OVC	1st*	OVC Tournament Champions
1998	Lana Richmond	38-13-1	16-2 / OVC	1st*	OVC Tournament Champions
1999	Lana Richmond	31-17	16-2 / OVC	1st*	OVC Tournament Champions, NCAA Regional (Tucson, Ariz.)
2000	Lana Richmond	31-24	17-7 / OVC	3rd	-
2001	Lana Richmond	25-25	16-5 / OVC	2nd	-
2002	Lana Richmond	14-27	9-12 / OVC	5th	-
2003	Lana Richmond	18-29	11-9 / OVC	4th	-
2004	Lana Richmond	16-36	10-14 / OVC	6th	-
2005	Lana Richmond	27-28	13-14 / OVC	5th	-
2006	Lana Richmond	28-24	14-13 / OVC	5th	-
2007	Lana Richmond	20-29	11-16 / OVC	8th	-
2008	Lana Richmond	24-28	11-16 / OVC	8th	-
2009	Lana Richmond	29-21	16-8 / OVC	2nd	-
2010	Lana Richmond	17-31	6-17 / OVC	10th	-
2011	Lana Richmond	31-30	17-12 / OVC	5th	-
NCAA Division I Totals		560-473-2 (.542)	264-167 (.613)	-	-
Career Record		833-613-2 (.576)			

Head Coach	Record	Tenure
Marge Mates	65-55-1	Five Years (1977-81)
Brenda Buckner	21-28	One Year (1982)
Lana Richmond	833-613-2	29 Years (1983-present)
All-Time Softball Record	919-696-3 (.569)	35 Years



Lana Richmond enters her 30th season as Southeast's head coach in 2012.



Lana Richmond became the 42nd softball coach in NCAA history to reach the 800-win plateau when the Redhawks won their opening game of a doubleheader at SIU Edwardsville on Apr. 22, 2010.





# SOUTHEAST MISSOURI STATE UNIVERSITY REDHAWKS SOFTBALL

## NCAA DIVISION I RESULTS

### 1994

**Overall:** 36-22

**OVC:** 17-9

**Head Coach:** Lana Richmond

3/6	vs. Illinois-Chicago	L, 0-7
3/6	vs. Detroit-Mercy	W, 7-2
3/7	vs. Temple	W, 4-1
3/7	vs. UNC-Greensboro	W, 2-1
3/9	vs. Maine	L, 1-3
3/9	vs. Valparaiso	L, 0-2
3/10	vs. Campbell	W, 2-1
3/10	vs. UNC-Wilmington	W, 8-0
3/11	vs. Radford	W, 7-3
3/11	vs. Loyola	W, 7-0
3/15	Saint Louis	W, 6-0
3/15	Saint Louis	W, 9-2
3/18	at Tennessee State*	W, 11-0
3/18	at Tennessee State*	W, 12-1
3/19	at Tennessee Tech*	L, 3-4
3/19	at Tennessee Tech*	L, 1-2
3/20	at Middle Tennessee*	W, 3-2
3/20	at Middle Tennessee*	W, 6-1
3/22	at UT Martin*	W, 8-0
3/22	at UT Martin*	L, 5-6
3/25	vs. Tennessee Tech	W, 5-2
3/25	vs. Northern Iowa	W, 7-2
3/26	vs. Evansville	L, 1-2
3/27	Tennessee Tech*	L, 0-2
3/27	Tennessee Tech*	L, 3-5
3/30	Austin Peay*	W, 5-0
3/30	Austin Peay*	W, 6-2
4/1	Morehead State*	W, 3-2
4/1	Morehead State*	W, 9-1
4/2	Middle Tennessee*	L, 1-2
4/2	Middle Tennessee*	L, 0-2 (8)
4/3	Eastern Kentucky*	W, 2-1
4/3	Eastern Kentucky*	W, 3-2
4/7	at Southern Illinois	L, 3-6
4/7	at Southern Illinois	L, 5-10
4/9	at Morehead State*	W, 11-5
4/9	at Morehead State*	L, 7-8
4/13	Tennessee State*	W, 18-0
4/13	Tennessee State*	W, 9-1
4/14	at Austin Peay*	W, 3-2 (10)
4/14	at Austin Peay*	W, 6-2
4/15	vs. Louisiana Tech	L, 1-3
4/15	vs. East Carolina	L, 0-3
4/16	vs. George Mason	W, 5-0
4/16	vs. UNC-Charlotte	L, 1-2 (11)
4/17	vs. SW Louisiana	L, 1-2 (10)
4/19	UT Martin*	W, 2-0
4/19	UT Martin*	L, 0-2
4/23	vs. Austin Peay	W, 3-0
4/24	vs. Morehead State	W, 12-0
4/24	vs. Eastern Kentucky	W, 9-2
4/24	vs. Middle Tennessee	W, 3-2 (8)
4/26	at Saint Louis	W, 9-0
4/26	at Saint Louis	W, 9-4
5/2	Missouri State	L, 0-3
5/2	Missouri State	L, 0-2
5/3	at Missouri	L, 0-2
5/3	at Missouri	W, 6-5

### 1995

**Overall:** 38-20

**OVC:** 22-4

**Head Coach:** Lana Richmond

3/5	vs. Creighton	L, 3-4
3/7	vs. Temple	W, 6-3
3/7	vs. Loyola (Ill.)	W, 9-8
3/8	vs. Maine	W, 3-1
3/8	vs. Detroit-Mercy	W, 3-0
3/9	vs. Florida Atlantic	W, 8-0
3/9	vs. UNC-Greensboro	W, 10-9
3/10	vs. Loyola (Ill.)	L, 1-6
3/10	vs. Creighton	L, 1-7
3/14	Austin Peay*	W, 4-1
3/14	Austin Peay*	W, 3-0
3/17	at Middle Tennessee*	L, 1-2
3/17	at Middle Tennessee*	W, 3-0
3/18	at Tennessee State*	W, 7-1
3/18	at Tennessee State*	W, 16-1
3/22	at UT Martin*	W, 3-0
3/22	at UT Martin*	W, 2-1
3/24	vs. Eastern Illinois	W, 3-2
3/24	at Southern Illinois	L, 2-3 (10)
3/25	vs. Northern Iowa	W, 5-1
3/25	vs. Tennessee Tech	W, 4-1
3/25	vs. Evansville	L, 1-3
3/26	Tennessee Tech*	W, 3-2
3/26	Tennessee Tech*	W, 11-5
3/28	at Evansville	L, 2-6
3/28	at Evansville	L, 3-5
3/30	at Southern Illinois	L, 3-11
3/30	at Southern Illinois	L, 4-9
4/2	Tennessee State*	W, 10-0
4/2	Tennessee State*	W, 10-2
4/4	at Austin Peay*	W, 8-4
4/4	at Austin Peay*	W, 9-1
4/6	Saint Louis	W, 14-1
4/6	Saint Louis	W, 10-0
4/8	Morehead State*	W, 10-1
4/8	Morehead State*	W, 3-0
4/9	at Eastern Kentucky*	W, 4-3
4/9	at Eastern Kentucky*	W, 5-2
4/10	at Tennessee Tech*	L, 1-3
4/10	at Tennessee Tech*	W, 3-1
4/14	vs. Georgia Tech	W, 2-1
4/14	vs. SW Louisiana	L, 1-6
4/14	vs. Furman	W, 6-1
4/15	vs. George Mason	W, 3-0
4/15	vs. Samford	L, 2-6 (8)
4/15	vs. Middle Tennessee	W, 3-2 (8)
4/16	vs. Nicholls State	L, 10-0
4/21	Morehead State*	W, 4-3 (9)
4/21	Morehead State*	W, 11-0
4/22	Middle Tennessee*	W, 3-0
4/22	Middle Tennessee*	L, 0-1
4/25	UT Martin*	L, 4-6
4/25	UT Martin*	W, 3-1
4/28	vs. Eastern Kentucky	W, 3-2
4/29	vs. Tennessee Tech	L, 2-8
4/29	vs. Eastern Kentucky	L, 0-2
5/2	at Missouri	L, 0-12
5/2	at Missouri	L, 1-2

### 1996

**Overall:** 39-9

**OVC:** 22-2

**Head Coach:** Lana Richmond

3/10	vs. UT Martin	W, 5-0
3/10	vs. Fairfield	W, 5-0
3/12	vs. Maine	W, 9-2
3/12	vs. Wis.-Green Bay	W, 2-0
3/14	vs. Providence	W, 2-1
3/14	vs. Wis.-Green Bay	W, 2-0
3/15	vs. Creighton	W, 7-4
3/15	vs. Fairfield	W, 12-2
3/23	at Middle Tennessee*	W, 4-3
3/23	at Middle Tennessee*	W, 6-2
3/24	Tennessee Tech*	W, 2-0
3/27	Evansville	W, 8-3
3/27	Evansville	W, 2-0
4/2	Austin Peay*	W, 3-0
4/2	Austin Peay*	W, 5-2
4/5	Tennessee State*	W, 7-1
4/5	Tennessee State*	W, 15-0
4/5	Tennessee State*	W, 8-0
4/8	at Saint Louis	W, 8-0
4/8	at Saint Louis	W, 6-0
4/10	at UT Martin*	W, 5-3
4/10	at UT Martin*	W, 7-0
4/12	Eastern Kentucky*	W, 3-0
4/12	Eastern Kentucky*	W, 3-1
4/13	Middle Tennessee*	W, 10-2
4/13	Middle Tennessee*	W, 8-3
4/14	Morehead State*	W, 6-0
4/14	Morehead State*	W, 8-0
4/16	UT Martin*	W, 7-0
4/16	UT Martin*	W, 11-1
4/18	at Austin Peay*	W, 9-0
4/18	at Austin Peay*	W, 13-0
4/20	vs. UT-Chattanooga	L, 1-3
4/24	vs. Missouri	L, 2-4
4/24	vs. Missouri	L, 1-4
4/27	at Morehead State*	W, 8-1
4/27	at Morehead State*	L, 1-4
4/28	at Eastern Kentucky*	W, 6-0
4/28	at Eastern Kentucky*	L, 2-4
5/1	Southern Illinois	L, 0-3
5/1	Southern Illinois	W, 8-1
5/4	vs. Tennessee State	W, 8-0
5/4	vs. UT Martin	W, 1-0
5/5	vs. Middle Tennessee	W, 3-1
5/5	vs. Tennessee Tech	L, 3-4 (10)
5/5	vs. Tennessee Tech	W, 5-1
5/10	vs. Troy	L, 0-3
5/10	vs. Troy	L, 0-1 (11)

### 1997

**Overall:** 33-23-1

**OVC:** 20-5

**Head Coach:** Lana Richmond

3/1	vs. Evansville	L, 0-1
3/1	vs. Southern Illinois	L, 0-8
3/2	vs. Indiana	L, 3-7
3/2	vs. Western Illinois	T, 3-3
3/8	at Eastern Illinois	L, 2-3
3/8	at Eastern Illinois	L, 2-5
3/13	vs. Creighton	W, 5-4
3/14	vs. Illinois State	L, 0-3
3/14	vs. Cal-Berkeley	L, 0-1
3/15	vs. Hawaii	L, 6-9
3/16	vs. Illinois State	W, 4-0
3/16	vs. Creighton	L, 0-1
3/21	vs. Southern Illinois	W, 5-3
3/21	vs. Southern Illinois	L, 2-4
3/22	vs. Northern Iowa	W, 1-0
3/22	vs. Saint Louis	W, 7-4
3/26	UT Martin*	W, 4-0
3/26	UT Martin*	W, 7-2
3/29	at Tennessee Tech*	L, 1-2
3/29	at Tennessee Tech*	W, 7-1
3/30	at Eastern Kentucky*	W, 15-2
3/31	at Morehead State*	W, 11-0
3/31	at Morehead State*	W, 6-0
4/3	at Evansville	W, 7-0
4/3	at Evansville	W, 7-2
4/5	Middle Tennessee*	W, 10-3
4/5	Middle Tennessee*	W, 3-2
4/6	Tennessee State*	W, 11-1
4/9	at Southern Illinois	L, 1-3
4/9	at Southern Illinois	L, 2-9
4/12	Morehead State*	W, 10-1
4/12	Morehead State*	W, 8-0
4/13	Eastern Kentucky*	W, 9-1
4/13	Eastern Kentucky*	W, 2-0
4/14	Tennessee Tech*	W, 5-1
4/14	Tennessee Tech*	W, 3-0
4/15	at Missouri	L, 7-10
4/15	at Missouri	L, 0-4
4/19	at Austin Peay*	W, 7-1
4/19	at Austin Peay*	W, 3-1
4/20	at Middle Tennessee*	W, 3-0
4/20	at Middle Tennessee*	W, 5-2
4/26	Eastern Illinois*	W, 3-2
4/26	Eastern Illinois*	W, 0-2
4/29	at Missouri State	L, 4-8
4/29	at Missouri State	L, 0-1
4/30	Saint Louis	W, 9-0
4/30	Saint Louis	W, 7-0
5/3	Austin Peay	W, 2-1
5/3	UT Martin	W, 2-1
5/4	Tennessee Tech	W, 2-0
5/4	Eastern Illinois	L, 1-5
5/4	Eastern Illinois	W, 12-2
5/8	at DePaul	L, 1-9
5/8	at DePaul	L, 3-5



# SOUTHEAST MISSOURI STATE UNIVERSITY REDHAWKS SOFTBALL

## NCAA DIVISION I RESULTS

### 1998

**Overall:** 38-13-1

**OVC:** 16-2

**Head Coach:** Lana Richmond

2/28	vs. Bradley	W, 9-1
2/28	vs. Kentucky	W, 9-6
3/1	at Southern Illinois	L, 0-3
3/1	vs. Northern Illinois	L, 3-10
3/8	Northern Iowa	W, 6-4
3/8	Northern Iowa	W, 6-5
3/15	vs. East Carolina	L, 0-2
3/23	vs. Colgate	W, 3-1
3/16	vs. Fordham	W, 5-0
3/16	vs. Wis.-Green Bay	W, 6-2
3/17	vs. Yale	W, 6-1
3/17	vs. Manhattan	W, 13-2
3/20	vs. Liberty	W, 8-0
3/23	Northwestern	L, 2-6
3/23	Northwestern	W, 3-1
3/24	Southern Illinois	L, 3-4
3/24	Southern Illinois	T, 3-3
3/25	at Saint Louis	W, 5-2
3/25	at Saint Louis	W, 12-1
3/27	vs. Northern Iowa	W, 3-1
3/27	vs. Saint Louis	W, 10-1
3/28	at Southern Illinois	W, 3-2
3/28	vs. UT Martin	W, 2-0
4/1	at Austin Peay*	W, 9-1
4/1	at Austin Peay*	W, 6-5
4/4	Tennessee Tech*	W, 2-0
4/4	Tennessee Tech*	W, 3-2
4/5	Tennessee State*	W, 8-0
4/5	Tennessee State*	W, 11-0
4/6	Middle Tennessee*	W, 5-0
4/6	Middle Tennessee*	W, 4-1
4/8	Eastern Illinois*	W, 10-2
4/8	Eastern Illinois*	W, 4-2
4/9	Evansville	L, 4-5
4/9	Evansville	L, 2-8
4/14	UT Martin*	W, 8-0
4/14	UT Martin*	L, 0-2
4/16	at Missouri	L, 2-8
4/16	at Missouri	W, 4-0
4/18	at Morehead State*	W, 6-0
4/18	at Morehead State*	W, 6-2
4/21	Austin Peay*	W, 2-1
4/21	Austin Peay*	W, 9-1
4/24	at Eastern Illinois*	L, 0-4
4/24	at Eastern Illinois*	W, 6-0
5/2	Austin Peay	W, 8-2
5/3	vs. Tennessee Tech	W, 8-2
5/4	Eastern Illinois	W, 3-2
5/4	Eastern Illinois	L, 1-2
5/4	vs. Eastern Illinois	W, 13-4
5/7	DePaul	L, 5-7
5/7	vs. DePaul	L, 2-6

### 1999

**Overall:** 31-17

**OVC:** 16-2

**Head Coach:** Lana Richmond

3/4	at Evansville	L, 4-7
3/4	at Evansville	L, 0-4
3/6	Northern Iowa	L, 2-3
3/7	Harvard	W, 5-1
3/15	vs. Indiana State	W, 1-0
3/15	vs. Indiana State	W, 12-4
3/16	at Sacramento State	L, 0-1
3/16	at Sacramento State	L, 1-6
3/18	vs. Nebraska	L, 1-10
3/18	vs. San Jose State	L, 4-5
3/19	vs. Oregon	L, 2-9
3/19	vs. Kansas	L, 0-7
3/20	vs. Sacramento State	W, 2-1
3/20	vs. Portland State	W, 9-1
3/21	vs. Ohio	L, 0-2
3/24	Saint Louis	W, 6-2
3/24	Saint Louis	W, 11-0
3/26	vs. Eastern Illinois	W, 2-0
3/26	vs. Saint Louis	W, 5-0
3/27	vs. Northern Iowa	L, 1-3
3/27	vs. Southern Illinois	W, 5-4
3/30	at Austin Peay*	W, 4-0
3/30	at Austin Peay*	W, 3-0
4/1	Eastern Illinois*	W, 5-2
4/1	Eastern Illinois*	W, 3-2
4/6	UT Martin*	W, 8-0
4/6	UT Martin*	W, 12-5
4/7	at Southern Illinois	L, 4-7
4/7	at Southern Illinois	L, 1-9
4/10	at Tennessee State*	W, 9-0
4/10	at Tennessee State*	W, 11-3
4/11	at Tennessee Tech*	L, 0-3
4/11	at Tennessee Tech*	W, 6-2
4/12	at Middle Tennessee*	W, 2-1
4/12	at Middle Tennessee*	W, 4-1
4/17	Morehead State*	W, 1-0
4/17	Morehead State*	W, 3-0
4/18	Eastern Kentucky*	W, 4-3
4/18	Eastern Kentucky*	W, 4-3
4/21	at Eastern Illinois*	L, 0-1
4/21	at Eastern Illinois*	W, 1-0
5/1	vs. UT Martin	W, 5-0
5/1	vs. Tennessee Tech	W, 5-2
5/2	vs. Middle Tennessee	W, 9-0
5/2	vs. Eastern Illinois	W, 7-1
5/20	vs. Kansas	L, 1-5
5/21	vs. East Carolina	W, 2-1
5/22	vs. Kansas	L, 1-3

### 2000

**Overall:** 31-24

**OVC:** 17-7

**Head Coach:** Lana Richmond

3/4	vs. Northern Iowa	W, 4-1
3/4	vs. Missouri State	L, 2-3
3/5	Bradley	W, 5-2
3/5	Creighton	L, 0-1
3/5	Iowa State	L, 1-5
3/9	Loyola-Chicago	L, 1-3
3/9	Loyola-Chicago	W, 2-0
3/13	at Saint Louis	W, 10-3
3/13	at Saint Louis	W, 5-3
3/16	vs. Utah	L, 5-16
3/17	vs. Nebraska	L, 2-7
3/17	vs. Louisville	W, 4-3
3/17	vs. Sacramento State	L, 2-3
3/18	vs. Sacramento State	L, 2-6
3/18	vs. Texas A&M CC	W, 17, 14
3/19	vs. Utah State	L, 1-2
3/24	vs. Western Kentucky	L, 8-1
3/24	vs. Northern Iowa	L, 8-9
3/25	vs. Syracuse	L, 1-3
3/25	vs. Southern Illinois	L, 0-1
3/28	at Austin Peay*	W, 4-3
4/1	Tennessee Tech*	W, 3-2
4/1	Tennessee Tech*	W, 6-0
4/2	Tennessee Tech*	L, 2-5
4/5	Southern Illinois	L, 0-8
4/5	Southern Illinois	L, 1-8
4/8	Eastern Kentucky*	L, 1-7
4/8	Eastern Kentucky*	L, 0-2
4/9	Eastern Kentucky*	W, 9-3
4/11	UT Martin*	L, 0-3
4/11	UT Martin*	W, 4-0
4/14	at Tennessee State*	W, 8-0
4/15	at Middle Tennessee*	W, 4-2
4/15	at Middle Tennessee*	L, 1-2
4/16	at Middle Tennessee*	W, 1-0
4/18	Eastern Illinois	W, 6-1
4/18	Eastern Illinois	L, 1-5
4/20	vs. Missouri	W, 5-0
4/22	Austin Peay*	W, 8-0
4/22	Austin Peay*	W, 1-0
4/26	vs. Southwest Missouri	W, 4-3
4/26	vs. Southwest Missouri	L, 1-3
4/29	at Morehead State*	W, 5-0
4/29	at Morehead State*	L, 1-6
4/30	at Morehead State*	W, 2-0
5/2	at UT Martin*	W, 8-2
5/2	at UT Martin*	W, 1-0
5/4	at Eastern Illinois*	W, 3-0
5/7	Tennessee State*	W, 11-3
5/7	Tennessee State*	W, 12-0
5/11	vs. Morehead State	W, 4-3
5/11	vs. Eastern Illinois	W, 3-2
5/12	at Middle Tennessee	L, 1-3
5/12	vs. Tennessee Tech	W, 2-1
5/12	at Middle Tennessee	L, 1-3

### 2001

**Overall:** 25-25

**OVC:** 16-5

**Head Coach:** Lana Richmond

3/2	Missouri State	L, 1-10
3/3	Illinois-Chicago	L, 0-6
3/3	vs. Western Kentucky	L, 1-10
3/6	Mississippi	L, 0-8
3/6	Mississippi	L, 0-8
3/9	vs. Indiana	W, 8-0
3/10	vs. Louisville	L, 2-7
3/10	vs. Kentucky	W, 1-0
3/11	vs. Kent State	L, 0-2
3/11	vs. Akron	W, 6-0
3/20	at Southern Illinois	L, 0-5
3/20	at Southern Illinois	W, 4-0
3/21	at Mississippi	W, 4-2
3/21	at Mississippi	L, 0-8
3/23	vs. #21 Wisconsin	L, 0-9
3/23	vs. #3 California	L, 4-5
3/24	vs. Mercer	W, 2-1
3/24	vs. Harvard	L, 3-4
3/28	Austin Peay*	W, 8-0
3/28	Austin Peay*	W, 11-4
3/30	at Tennessee State*	W, 12-3
3/31	at Tennessee Tech*	L, 4-5
3/31	at Tennessee Tech*	L, 1-5
4/1	at Tennessee Tech*	W, 5-2
4/5	at Eastern Illinois*	L, 1-3
4/5	at Eastern Illinois*	W, 3-0
4/10	UT Martin*	W, 2-0
4/10	UT Martin*	W, 11-3
4/12	Eastern Illinois*	W, 7-3
4/13	Tennessee State*	W, 7-4
4/13	Tennessee State*	W, 9-1
4/14	Middle Tennessee	L, 0-4
4/14	Middle Tennessee	L, 0-4
4/16	Southern Illinois	L, 0-11
4/18	Saint Louis	L, 1-2
4/18	Saint Louis	W, 11-3
4/21	at Eastern Kentucky*	W, 2-1
4/21	at Eastern Kentucky*	W, 6-4
4/22	at Eastern Kentucky*	L, 1-2
4/24	Missouri	L, 1-2
4/24	Missouri	L, 1-5
4/25	at UT Martin*	W, 3-2
4/25	at UT Martin	W, 5-2
4/28	Morehead State*	W, 4-2
4/28	Morehead State*	W, 9-3
4/29	Morehead State*	W, 6-4
5/1	at Austin Peay*	L, 0-1
5/4	vs. Eastern Kentucky	L, 0-2
5/4	vs. Tennessee State	W, 1-0
5/5	vs. Eastern Illinois	L, 0-1





# SOUTHEAST MISSOURI STATE UNIVERSITY REDHAWKS SOFTBALL

## NCAA DIVISION I RESULTS

### 2002

**Overall:** 14-27

**OVC:** 9-12

**Head Coach:** Lana Richmond

3/1	Mississippi	L, 3-5
3/1	Mississippi	L, 1-4
3/5	at Southern Illinois	L, 0-1
3/5	at Southern Illinois	L, 1-7
3/7	Loyola-Chicago	L, 2-6
3/7	Loyola-Chicago	L, 3-8
3/11	Indiana State	W, 6-2
3/15	vs. Pittsburgh	L, 4-5
3/15	vs. Jacksonville State	L, 1-3
3/16	vs. Birmingham So.	L, 1-7
3/16	vs. Gardner-Webb	W, 8-1
3/19	at College of Charleston	W, 6-2
3/19	at College of Charleston	L, 1-3
3/23	Eastern Kentucky*	L, 2-3
3/23	Eastern Kentucky*	L, 1-2
3/24	Eastern Kentucky*	L, 1-7
3/29	at Tennessee State*	L, 6-7 (9)
3/29	at Tennessee State*	W, 15-7
4/1	at Tennessee State*	W, 9-3
4/3	at Missouri	L, 2-10
4/3	at Missouri	L, 0-12
4/6	Austin Peay*	W, 3-2
4/6	Austin Peay*	W, 4-1
4/7	Austin Peay*	L, 5-6
4/9	Eastern Illinois*	L, 4-5
4/9	Eastern Illinois*	L, 0-6
4/13	Tennessee Tech*	W, 2-0
4/13	Tennessee Tech*	L, 2-3
4/14	Tennessee Tech*	L, 0-7
4/16	at UT Martin*	W, 3-2
4/16	at UT Martin*	L, 1-2
4/18	at Eastern Illinois*	W, 4-0
4/20	at Morehead State*	W, 7-5
4/20	at Morehead State*	W, 9-3
4/21	at Morehead State*	L, 0-3
4/24	Southern Illinois	L, 1-3
4/27	UT Martin*	L, 1-5
4/27	UT Martin	W, 5-1
5/3	vs. Austin Peay	W, 5-3
5/3	at Eastern Kentucky	L, 0-7
5/4	vs. UT Martin	L, 1-4 (8)

### 2003

**Overall:** 18-29

**OVC:** 11-9

**Head Coach:** Lana Richmond

3/4	at Lipscomb	W, 6-0
3/4	at Lipscomb	L, 5-6
3/5	at Evansville	L, 1-3
3/5	at Evansville	L, 0-6
3/7	Siena	W, 8-1
3/8	Middle Tennessee	L, 0-6
3/9	Lipscomb	W, 17-8
3/9	Missouri State	L, 1-8
3/14	vs. UNC Greensboro	L, 2-8
3/14	vs. Toledo	L, 2-4
3/16	at Winthrop	L, 1-4
3/17	vs. Marshall	L, 2-5
3/17	vs. Marshall	W, 5-4
3/20	vs. Middle Tennessee	L, 0-5
3/20	vs. Middle Tennessee	L, 0-10
3/26	Southern Illinois	L, 1-5
3/26	Southern Illinois	L, 3-9
3/29	Tennessee State*	W, 4-0
3/29	Tennessee State*	W, 4-3
3/30	Tennessee State*	L, 4-10
4/2	Missouri	L, 0-9
4/2	Missouri	L, 0-9
4/5	at Austin Peay*	W, 5-0
4/5	at Austin Peay*	L, 1-2
4/9	at Eastern Illinois*	L, 0-1
4/9	at Eastern Illinois*	W, 7-6
4/12	at Tennessee Tech*	L, 3-4
4/12	at Tennessee Tech*	W, 4-2
4/13	at Tennessee Tech*	L, 3-7
4/16	at Missouri State	L, 0-8
4/18	Morehead State*	W, 7-4
4/18	Morehead State*	W, 6-3
4/19	Morehead State*	L, 4-7
4/23	Eastern Illinois*	W, 6-5
4/26	UT Martin*	W, 3-0
4/26	UT Martin*	W, 5-4
4/27	at UT Martin*	L, 1-5
4/29	Saint Louis	L, 2-4
5/3	at Eastern Kentucky*	W, 4-0
5/3	at Eastern Kentucky*	L, 1-4
5/4	at Eastern Kentucky*	L, 0-3
5/8	vs. Austin Peay	W, 5-4
5/8	at Tennessee Tech	L, 0-4
5/9	vs. UT Martin	W, 4-3
5/9	vs. Eastern Illinois	W, 4-2
5/9	vs. Eastern Kentucky	L, 2-7

### 2004

**Overall:** 16-36

**OVC:** 10-14

**Head Coach:** Lana Richmond

3/5	vs. Belmont!	W, 4-2
3/6	at Western Kentucky	L, 0-10
3/7	vs. Illinois State	L, 7-9
3/7	vs. Belmont	L, 3-6
3/9	at Belmont	W, 6-1
3/9	at Belmont	L, 1-4
3/12	Missouri State	L, 3-5
3/13	Iowa State	W, 8-4
3/13	Valparaiso	L, 5-6
3/14	Indiana State	L, 1-3
3/14	Bradley	W, 8-6
3/17	vs. Rider	L, 1-2
3/17	vs. Iona	L, 1-2
3/18	vs. Cleveland State	L, 0-3
3/18	vs. Colorado State	L, 1-7
3/19	vs. Vermont	W, 2-1
3/19	vs. Colgate	L, 1-4
3/20	vs. Cornell	L, 1-4
3/20	vs. Fordham	L, 1-5
3/23	Evansville	L, 2-9
3/23	Evansville	L, 2-9
3/25	at Southern Illinois	L, 0-3
3/25	at Southern Illinois	L, 1-3
3/30	at Saint Louis	L, 1-2
3/30	at Saint Louis	L, 4-6
4/1	Eastern Illinois*	L, 1-4
4/1	Eastern Illinois*	W, 3-2
4/3	Tennessee State*	W, 9-1
4/3	Tennessee State*	W, 8-0
4/4	Tennessee State*	W, 3-0
4/7	Austin Peay*	L, 2-5
4/7	Austin Peay*	W, 8-0
4/9	at Tennessee Tech*	L, 1-3
4/9	at Tennessee Tech*	L, 0-7
4/10	at Tennessee Tech*	W, 3-1
4/17	Jacksonville State*	L, 5-6
4/17	Jacksonville State*	L, 3-6
4/18	Jacksonville State*	L, 5-9
4/24	at Morehead State*	W, 3-1
4/24	at Morehead State*	L, 3-4
4/25	at Morehead State*	W, 4-1
4/27	UT Martin*	W, 5-4
4/27	UT Martin*	L, 2-3
5/2	Eastern Kentucky*	L, 0-3
5/2	Eastern Kentucky*	L, 1-3
5/5	at Eastern Illinois*	W, 2-1
5/8	at Samford*	L, 0-2
5/8	at Samford*	L, 0-2
5/9	at Samford*	L, 2-3
5/13	vs. Tennessee Tech	W, 3-0
5/13	vs. UT Martin	L, 6-9
5/14	vs. Jacksonville State	L, 4-5

### 2005

**Overall:** 27-28

**OVC:** 13-14

**Head Coach:** Lana Richmond

3/5	vs. Missouri	L, 0-8
3/5	UMKC	W, 5-2
3/6	vs. Missouri	L, 2-6
3/6	vs. Missouri State	L, 5-7
3/8	Lipscomb	L, 4-5
3/8	Lipscomb	L, 3-7
3/12	vs. St. Peter's	W, 4-0
3/12	vs. Sacred Heart	W, 9-0
3/13	vs. Colgate	W, 4-3
3/13	vs. Cleveland State	W, 4-1
3/14	vs. Columbia	L, 4-5
3/15	vs. Northern Colorado	W, 5-1
3/15	vs. George Washington	W, 1-0
3/16	vs. George Mason	W, 5-0
3/16	vs. Yale	W, 3-0
3/19	at UT Martin*	L, 2-5
3/19	at UT Martin*	L, 0-2
3/20	at UT Martin*	W, 6-3
3/22	Wright State	W, 10-6
3/23	Belmont	W, 7-5
3/23	Belmont	L, 4-5
3/25	at Morehead State*	W, 7-2
3/25	at Morehead State*	L, 5-8
3/26	at Morehead State*	W, 3-1
3/29	at Evansville	L, 0-9
3/29	at Evansville	L, 2-3
4/2	at Tennessee State*	W, 9-1
4/3	at Tennessee State*	L, 1-3
4/3	at Tennessee State*	W, 14-0
4/6	Southern Illinois	L, 1-4
4/6	Southern Illinois	L, 0-1
4/9	Eastern Kentucky*	W, 3-1
4/9	Eastern Kentucky*	W, 8-0
4/10	Eastern Kentucky*	W, 3-2
4/14	Saint Louis	L, 3-7
4/14	Saint Louis	W, 8-3
4/16	Samford*	W, 7-0
4/16	Samford*	W, 2-1
4/17	Samford*	L, 3-4
4/20	at Eastern Illinois*	L, 6-7
4/20	at Eastern Illinois*	L, 1-4
4/23	Tennessee Tech*	L, 3-6
4/24	Tennessee Tech*	L, 2-3
4/24	Tennessee Tech*	L, 1-5
4/27	at Jacksonville State*	L, 0-5
4/27	at Jacksonville State*	L, 2-7
4/28	at Jacksonville State*	L, 0-4
5/6	Eastern Illinois*	W, 3-1
5/7	Austin Peay*	W, 5-1
5/7	Austin Peay*	W, 4-0
5/8	Austin Peay*	L, 2-4
5/12	vs. UT Martin	L, 2-3
5/13	vs. Samford	W, 6-5
5/13	vs. UT Martin	W, 4-1
5/14	at Jacksonville State	L, 4-6



# SOUTHEAST MISSOURI STATE UNIVERSITY REDHAWKS SOFTBALL

## NCAA DIVISION I RESULTS

### 2006

**Overall:** 28-24

**OVC:** 14-13

**Head Coach:** Lana Richmond

2/24	vs. Alcorn State	W, 5-0
2/24	at Mississippi State	L, 2-5
2/26	vs. Northwestern State	W, 12-7
2/26	at Mississippi State	L, 0-3
3/3	at Missouri State	L, 1-2
3/3	vs. Missouri	L, 1-7
3/4	vs. Saint Louis	W, 8-4
3/4	vs. UMKC	W, 4-0
3/7	at Southern Illinois	L, 0-4
3/7	at Southern Illinois	L, 4-8
3/11	IUPUI	W, 18-7
3/11	Lipscomb	L, 2-3
3/12	Northern Iowa	W, 9-3
3/12	Northern Iowa	W, 5-4
3/18	at Austin Peay*	W, 4-2
3/18	at Austin Peay*	W, 4-1
3/19	at Austin Peay*	W, 5-2
3/22	at Middle Tennessee	W, 11-0
3/22	at Middle Tennessee	W, 12-3
3/23	at Memphis	W, 2-1
3/23	at Memphis	L, 2-3
3/25	UT Martin*	L, 1-2
3/25	UT Martin*	W, 2-1
3/26	UT Martin*	W, 3-1
3/29	Evansville	W, 4-2
3/29	Evansville	W, 10-1
4/1	Morehead State*	W, 8-0
4/1	Morehead State*	W, 9-1
4/2	Morehead State*	W, 4-0
4/4	at Saint Louis	L, 0-3
4/4	at Saint Louis	W, 9-0
4/8	Tennessee State*	W, 6-4
4/8	Tennessee State*	W, 1-0
4/9	Tennessee State*	W, 15-2
4/14	at Eastern Kentucky*	W, 3-1
4/14	at Eastern Kentucky*	L, 1-15
4/15	at Eastern Kentucky*	L, 1-4
4/18	Eastern Illinois*	W, 11-1
4/18	Eastern Illinois*	W, 10-5
4/21	at Samford*	L, 0-1
4/22	at Samford*	L, 1-2
4/22	at Samford*	L, 1-2
4/29	at Tennessee Tech*	L, 0-1
4/29	at Tennessee Tech*	L, 1-9
4/30	at Tennessee Tech*	L, 1-2
5/3	at Eastern Illinois*	L, 1-7
5/6	Jacksonville State*	L, 2-3
5/6	Jacksonville State*	L, 3-5
5/7	Jacksonville State*	L, 3-10
5/11	vs. UT Martin	W, 3-0
5/11	at Tennessee Tech	L, 0-8
5/12	vs. Eastern Kentucky	L, 0-3

### 2007

**Overall:** 20-29

**OVC:** 11-16

**Head Coach:** Lana Richmond

2/23	Alabama A&M	W, 8-0
2/23	at Memphis	L, 1-2
2/25	vs. Evansville	L, 2-3
2/25	vs. Central Arkansas	W, 11-1
3/4	vs. Missouri State	L, 4-10
3/4	vs. UMKC	L, 0-6
3/9	Belmont	W, 9-0
3/10	Belmont	L, 0-4
3/10	Bradley	L, 2-3
3/11	Illinois State	L, 0-7
3/11	IUPUI	W, 9-0
3/17	Samford*	W, 3-1
3/17	Samford*	L, 2-10
3/18	Samford*	W, 9-1
3/19	at Western Kentucky	L, 1-3
3/19	at Western Kentucky	L, 8-10
3/20	at Middle Tennessee	L, 2-3
3/21	at Mississippi	L, 2-12
3/21	at Mississippi	W, 7-3
3/24	at Tennessee State*	L, 3-4
3/24	at Tennessee State*	L, 0-2
3/25	at Tennessee State*	W, 1-0
3/28	at Evansville	W, 5-3
3/28	at Evansville	L, 6-7
3/31	Eastern Kentucky*	L, 9-10
4/1	Eastern Kentucky*	L, 3-12
4/1	Eastern Kentucky*	W, 3-2
4/6	at Jacksonville State*	L, 3-6
4/6	at Jacksonville State*	L, 4-9
4/7	at Jacksonville State*	L, 3-11
4/11	at Eastern Illinois*	L, 7-11
4/11	at Eastern Illinois*	L, 2-3
4/14	Austin Peay*	L, 0-9
4/15	Austin Peay*	L, 6-7
4/15	Austin Peay*	W, 9-1
4/17	Saint Louis	W, 6-4
4/17	Saint Louis	W, 4-3
4/21	at UT Martin*	W, 3-1
4/21	at UT Martin*	L, 2-4
4/22	at UT Martin*	W, 6-5
4/24	Memphis	W, 4-3
4/24	Memphis	L, 1-10
4/28	Tennessee Tech*	L, 0-7
4/28	Tennessee Tech*	W, 9-5
4/29	Tennessee Tech*	L, 3-8
5/2	Eastern Illinois*	W, 5-2
5/5	at Morehead State*	L, 1-8
5/5	at Morehead State*	W, 7-4
5/6	at Morehead State*	W, 4-1

### 2008

**Overall:** 24-28

**OVC:** 11-16

**Head Coach:** Lana Richmond

2/14	at Jackson State	W, 8-0
2/14	at Jackson State	W, 12-3
2/15	vs. Central Arkansas	W, 5-3
2/17	vs. Iowa State	L, 1-8
2/17	at UL-Monroe	L, 1-2
2/22	vs. Morehead State	L, 0-2
2/22	vs. Ark.-Pine Bluff	W, 11-2
2/23	at Memphis	L, 1-3
2/23	vs. Evansville	L, 4-16
2/24	vs. Alabama A&M	W, 15-0
3/2	Missouri State	W, 3-1
3/2	Saint Louis	W, 7-3
3/7	vs. Bethune-Cookman	W, 4-0
3/7	vs. Florida Gulf Coast	L, 0-5
3/8	at Florida Atlantic	L, 6-7
3/8	vs. Towson	L, 4-5
3/9	vs. Bethune-Cookman	L, 2-5
3/11	vs. Longwood	W, 2-0
3/11	vs. Longwood	L, 1-12
3/13	at Belmont	L, 0-1
3/13	at Belmont	W, 10-8
3/15	at Eastern Kentucky*	L, 2-6
3/16	at Eastern Kentucky*	L, 2-10
3/16	at Eastern Kentucky*	L, 2-10
3/21	at Tennessee Tech*	W, 4-0
3/21	at Tennessee Tech*	L, 1-5
3/22	at Tennessee Tech*	L, 2-3
3/25	Eastern Illinois*	W, 7-2
3/25	Eastern Illinois*	W, 7-6
3/29	at Austin Peay*	W, 4-5
3/30	at Austin Peay*	W, 9-4
3/30	at Austin Peay*	W, 12-0
4/5	Tennessee State*	W, 5-2
4/5	Tennessee State*	L, 2-3
4/6	Tennessee State*	W, 6-3
4/9	Middle Tennessee	W, 6-4
4/9	Middle Tennessee	L, 3-5
4/12	at Samford*	L, 0-8
4/12	at Samford*	W, 4-3
4/13	at Samford*	L, 1-7
4/17	at Saint Louis	W, 6-0
4/17	at Saint Louis	W, 2-1
4/19	Morehead State*	W, 5-1
4/19	Morehead State*	L, 0-6
4/20	Morehead State*	W, 2-1
4/23	at Eastern Illinois*	L, 3-4
4/26	UT Martin*	W, 6-5
4/26	UT Martin*	L, 2-5
4/27	UT Martin*	L, 5-7
5/3	Jacksonville State*	L, 0-7
5/3	Jacksonville State*	L, 3-6
5/4	Jacksonville State*	L, 4-8

### 2009

**Overall:** 29-21

**OVC:** 16-8

**Head Coach:** Lana Richmond

2/12	at Jackson State	W, 11-0
2/13	at UL-Monroe	W, 4-1
2/13	vs. Central Arkansas	L, 0-8
2/14	at UL-Monroe	W, 4-3
2/14	vs. Centenary	W, 5-4 (8)
2/15	vs. Centenary	L, 2-10
3/4	at #18 Southern Illinois	L, 1-2
3/4	at #18 Southern Illinois	L, 0-6
3/6	at Missouri State	W, 4-1 (8)
3/6	vs. UMKC	W, 10-3 (8)
3/7	vs. Saint Louis	W, 1-0
3/7	vs. #12 Missouri	L, 0-8
3/17	at North Carolina A&T	W, 8-7
3/17	at North Carolina A&T	W, 6-0
3/18	at Elon	L, 2-4
3/18	at Elon	L, 1-8
3/20	at Morehead State*	W, 1-0
3/20	at Morehead State*	W, 7-4
3/21	at Morehead State*	L, 1-2 (10)
3/28	Tennessee Tech*	W, 3-2
3/28	Tennessee Tech*	L, 0-13
3/29	Tennessee Tech*	L, 1-6
4/1	Missouri-St. Louis	L, 0-6
4/1	Missouri-St. Louis	L, 3-4
4/4	at Jacksonville State*	L, 1-12
4/4	at Jacksonville State*	L, 0-9
4/5	at Jacksonville State*	L, 1-11
4/8	SIU Edwardsville	L, 1-6
4/8	SIU Edwardsville	L, 3-12
4/10	at UT Martin*	L, 1-2
4/10	at UT Martin*	L, 2-8
4/11	at UT Martin*	W, 4-3
4/15	Saint Louis	W, 5-4 (8)
4/15	Saint Louis	W, 9-5
4/18	Austin Peay*	W, 4-1
4/18	Austin Peay*	W, 6-5 (9)
4/19	Austin Peay*	W, 7-5
4/23	at Eastern Illinois*	W, 6-2
4/23	at Eastern Illinois*	W, 11-3
4/25	Eastern Kentucky*	W, 4-3
4/25	Eastern Kentucky*	W, 8-5
4/26	Eastern Kentucky*	W, 4-3
4/29	Eastern Illinois*	W, 8-3
5/2	at Tennessee State*	W, 9-1
5/2	at Tennessee State*	W, 4-3
5/3	at Tennessee State*	W, 8-7
5/7	vs. Morehead State	W, 1-0
5/8	vs. Tennessee Tech	W, 7-1
5/9	vs. UT Martin	L, 2-3
5/9	vs. UT Martin	L, 1-4





# SOUTHEAST MISSOURI STATE UNIVERSITY REDHAWKS SOFTBALL

## NCAA DIVISION I RESULTS

### 2010

**Overall:** 17-31

**OVC:** 6-17

**Head Coach:** Lana Richmond

2/11	at Jackson State	W, 11-3
2/13	at UL-Monroe	L, 6-9
2/13	vs. UMKC	W, 6-4
2/19	vs. IPFW	W, 7-4
2/19	vs. McNeese State	L, 2-6
2/20	vs. Appalachian State	L, 2-10
2/20	vs. Indiana State	W, 6-3
3/5	vs. UMKC	L, 1-7
3/5	vs. Saint Louis	L, 2-10
3/6	at Missouri	L, 0-13
3/6	vs. Missouri State	L, 3-7
3/10	IPFW	W, 4-3
3/11	Illinois State	L, 1-12
3/13	at Arkansas	L, 2-4
3/13	vs. SIU Edwardsville	W, 7-6
3/14	vs. Louisiana Tech	L, 3-5
3/14	vs. SIU Edwardsville	L, 5-6
3/16	IUPUI	W, 5-4
3/16	IUPUI	W, 15-7
3/17	at Indiana State	W, 5-3
3/17	at Indiana State	L, 2-4
3/20	Morehead State*	L, 2-9
3/20	Morehead State*	L, 5-7
3/27	at Eastern Kentucky*	L, 4-5
3/27	at Eastern Kentucky*	W, 6-0
3/28	at Eastern Kentucky*	L, 2-7
3/31	Eastern Illinois*	L, 0-3
3/31	Eastern Illinois*	L, 2-10
4/2	at Austin Peay*	L, 3-4
4/2	at Austin Peay*	W, 12-5
4/3	at Austin Peay*	L, 2-11
4/9	Tennessee State*	W, 9-0
4/9	Tennessee State*	L, 4-6
4/10	Tennessee State*	W, 7-5
4/14	at Eastern Illinois*	L, 0-2
4/17	at Murray State*	L, 1-9
4/17	at Murray State*	W, 9-6
4/18	at Murray State*	L, 4-9
4/22	at SIU Edwardsville	W, 3-2
4/22	at SIU Edwardsville	L, 2-3
5/1	UT Martin*	L, 3-4
5/2	UT Martin*	L, 1-5
5/2	UT Martin*	L, 0-2
5/5	at Saint Louis	W, 6-3
5/5	at Saint Louis	L, 1-9
5/8	at Tennessee Tech*	L, 0-4
5/8	at Tennessee Tech*	L, 1-2
5/9	at Tennessee Tech*	W, 2-0


### 2011

**Overall:** 31-30

**OVC:** 17-12

**Head Coach:** Lana Richmond

2/11	vs. Northwestern State	L, 1-2
2/11	at UL-Monroe	L, 3-11
2/12	vs. Indiana State	W, 6-2
2/12	at UL-Monroe	L, 1-6
2/13	vs. Northwestern State	L, 2-10
2/25	vs. South Alabama	L, 3-8
2/25	vs. Western Kentucky	L, 5-8
2/26	vs. Louisiana Tech	W, 5-4
2/26	vs. Austin Peay	W, 6-3
2/27	at Mississippi	L, 2-4
3/4	vs. #18 Missouri	L, 0-5
3/4	vs. Missouri State	L, 2-3
3/5	Saint Louis	L, 3-8
3/9	Southern Illinois	L, 0-10
3/12	at SIU Edwardsville*	W, 11-4 (9)
3/12	at SIU Edwardsville*	W, 8-6 (8)
3/13	at SIU Edwardsville*	L, 1-11
3/17	at Belmont	L, 0-3
3/17	at Belmont	L, 5-6 (8)
3/19	Tennessee Tech*	W, 4-1
3/19	Tennessee Tech*	W, 6-3
3/20	Tennessee Tech*	L, 1-4
3/23	Evansville	L, 2-4 (8)
3/23	Evansville	W, 9-0
3/26	at Jacksonville State*	W, 7-6
3/26	at Jacksonville State*	L, 5-8
3/27	at Jacksonville State*	L, 8-13
3/30	UT Martin*	W, 5-4
3/30	UT Martin*	L, 1-7
4/2	Austin Peay*	W, 8-5
4/2	Austin Peay*	W, 9-1
4/3	Austin Peay*	L, 1-2
4/6	Indiana State	W, 10-8
4/6	Indiana State	W, 4-2
4/7	at UT Martin*	L, 2-7
4/9	at Tennessee State*	W, 6-5
4/9	at Tennessee State*	W, 5-3
4/10	at Tennessee State*	W, 10-0
4/13	at Eastern Illinois*	L, 0-2
4/13	at Eastern Illinois*	L, 0-4
4/16	Murray State*	W, 10-9 (8)
4/16	Murray State*	W, 11-4
4/17	Murray State*	L, 7-9
4/19	Eastern Illinois*	W, 8-4
4/22	Williams Baptist	W, 4-1
4/22	Williams Baptist	W, 5-2
4/28	at Middle Tennessee	W, 3-2
4/28	at Middle Tennessee	L, 3-7
4/30	at Morehead State*	W, 14-7
4/30	at Morehead State*	W, 4-3
5/4	Saint Louis	W, 5-1
5/4	Saint Louis	L, 2-3
5/7	Eastern Kentucky*	W, 5-1
5/7	Eastern Kentucky*	L, 0-8
5/8	Eastern Kentucky*	L, 2-9 (12)
5/12	vs. SIU Edwardsville	W, 4-3 (8)
5/12	at Eastern Illinois	W, 4-0
5/13	vs. Jacksonville State	L, 0-4
5/14	at Eastern Illinois	W, 9-1
5/14	vs. Jacksonville State	W, 3-2
5/14	vs. Jacksonville State	L, 5-9



**KAITLIN WALLACE**





SOUTHEAST MISSOURI STATE UNIVERSITY REDHAWKS  
THIS IS THE OVC







# SOUTHEAST MISSOURI STATE UNIVERSITY REDHAWKS SOFTBALL

## THIS IS THE OVC

Entering its 64th year, the Ohio Valley Conference continues to build on the success that has made it the nation's eighth-oldest NCAA Division I conference.

In May 2011 the Conference expanded for the second time in four years, adding Belmont University which will begin competition in the 2012-13 academic year. The addition of Belmont will give the OVC 12 members, the most the league has had at one time in its illustrious history. The move added a second team in the city of Nashville and was the first addition to the league since Southern Illinois University Edwardsville joined in 2008. SIUE will begin regular season competition this season (2011-12) and be eligible for postseason the same year Belmont joins the league.

The 2009-10 school year saw a change in leadership as Beth DeBauche was named the seventh full-time Commissioner in league history on July 28, 2009. She is currently one of just five females to be the head of a Division I conference, and one of just eight to lead a Division I conference all-time. The last three commissioners of the OVC have moved onto jobs as the commissioner of the Big Ten, Big 12 and the Mid-American Conferences.

The OVC's proud history past dates back to 1948, but seeds for the new league were actually planted in 1941. It was then that Roy Stewart, the athletics director at Murray State, Charles (Turkey) Hughes, the athletics director at Eastern Kentucky, and Kelly Thompson, the public relations director at Western Kentucky, first broached the idea of forming a new conference. Discussions were put on hold by World War II, but reemerged Feb. 27-28, 1948 at the Kentucky Hotel in Louisville as the three original institutions combined with Morehead State, Louisville and Evansville to form the OVC.

In the 1950s, the OVC became a pioneer on a much more significant scale socially. During times of racial segregation, league member Morehead State became one of the first non-traditionally black mid-southern institutions to accept a black student. In 1958, Marshall Banks earned athletically-related aid at Morehead, which signed a second black athlete, Howard Murphy, a year later. In 1961, Murphy earned all-conference recognition as a halfback in football. With racial barriers broken, the rest of the institutions in the league began to provide educational and athletic opportunities to African-Americans.

Through the past 63 years, 15 teams have won or shared the league's football title. The list is led by Eastern Kentucky, winner of 20 outright or shared football crowns, including both the 2007 and 2008 championships, as they compiled a 15-1 league record over that time

period. Only one other Football Championship Subdivision school (UMass) has won more Conference titles than the Colonels. Among OVC teams, former member Middle Tennessee is next with 11 titles, followed by Tennessee Tech with nine, and Murray State and former member Western Kentucky with eight apiece. Eastern Illinois has claimed five football crowns (including the 2009 title) while Jacksonville State, Morehead State, Tennessee State and former members Evansville and East Tennessee State have captured two apiece. Austin Peay, Southeast Missouri (which captured its first crown in 2010), UT Martin and former member Youngstown State have one title apiece.

Murray State and Evansville tied for the initial football championship, and the Racers participated in the first-ever bowl game by an OVC team, tying Sul Ross State 21-21 in the 1948 Tangerine Bowl. From 1948 to 1975, OVC teams played in 15 bowl games, winning eight of them. Eastern Kentucky and Western Kentucky were also participants in the NCAA Division II playoffs in the early and mid-1970s prior to the NCAA's reclassification of football programs into Division I-AA. The term "I-AA" lasted until the end of the 2006 season when it was changed to Division I Football Championship Subdivision (FCS).

The first Division I-AA/FCS football playoff was held in 1978 with only four teams, which is the only year through present day that the OVC did not field a playoff representative. In 1979, four of the nation's top teams were invited to the playoffs, and two of them - Eastern Kentucky and Murray State - were from the OVC. Murray dropped its semifinal game to Lehigh, but the Colonels nipped Nevada-Reno in double overtime and claimed the national championship a week later with a 30-7 victory over Lehigh. ECU was coached by former all-America quarterback Roy Kidd, who was in his 16th year at the helm of his alma mater and who skippered the Colonels to a second national title three years later. Following the 2002 season, Kidd retired after 39 years at ECU; upon retirement, he ranked sixth all-time among Division I coaches with 315 victories, earning him a spot in the College Football Hall of Fame. ECU's 19 FCS playoff appearances are the second for the most all-time (behind only Montana).

In addition to Kidd, other coaching legends in the OVC include Charles (Bubber) Murphy, who coached at Middle Tennessee from 1947-1968, Western Kentucky's Jimmy Feix (1968-83), Wilburn Tucker (1954-67) and Don Wade (1968-82) of Tennessee Tech, Bill Ferguson (1967-77) of Murray State, Guy Penny (1959-67) of Morehead State and Boots

Donnelly (1977-78 at Austin Peay; 1979-1998 at Middle Tennessee). Current Eastern Illinois head coach Bob Spoo has compiled 90 wins, while his program has been a member of the OVC which ranks him fifth all-time in league history while his 67 Conference victories are fourth all-time; Spoo will retire following the conclusion of the 2011 season, his 25th with the program.

A sampling of former OVC football stars, some of whom were All-Americans during their collegiate careers before achieving stardom at the professional ranks, include Jim Youngblood and Larry Schreiber (Tennessee Tech), Phil Simms (Morehead State), Virgil Livers and Dale Lindsey (Western Kentucky), Myron Guyton and Chad Bratzke (Eastern Kentucky), Cortland Finnegan (Samford) and Tony Romo (Eastern Illinois). In 2008, former Tennessee State standout Dominique Rodgers-Cromartie became just the fourth NFL First Round draft pick in OVC history when he was selected 16th overall by the Arizona Cardinals. He would break into the starting lineup halfway through his rookie season and started at cornerback for the Cardinals in Super Bowl XLIII. The OVC has had at least one former player named a NFL Pro Bowl selection in four of the past five seasons.

The 2007 season marked a return to scholarship football and the OVC for the Austin Peay Governors. Following the 1996 season the Governors dropped scholarship football and competed as both an independent (1997-00, 2006) and as a member of the Pioneer Football League (2001-05).

The 2007 season also brought new vernacular to the Ohio Valley Conference and the division formerly known as I-AA. Beginning with the 2006 National Championship game the term I-AA was changed to NCAA Football Championship Subdivision (FCS) in a decision by the Division I Board of Directors. The new label was chosen to communicate in a positive and clear manner the unique differences between Division I football categories (chiefly, the post-season opportunity) while still defining them within the Division I experience. The FCS includes programs that compete in an effort to participate in the NCAA championship postseason structure (one of 89 NCAA national championships) as opposed to the Football Bowl Subdivision (FBS) which competes in an effort to participate in the postseason bowl system (the 35 NCAA-licensed events which includes the Bowl Championship Series).

In 2010 Southeast Missouri State, picked to finish seventh in the preseason poll, compiled a 7-1 Conference record on the way to its first OVC Championship since joining the league



# SOUTHEAST MISSOURI STATE UNIVERSITY REDHAWKS SOFTBALL

## THIS IS THE OVC

in 1991. Overall the Redhawks were 9-2 during the regular season and earned a berth in the FCS Playoffs, its first playoff berth at any level in the program's 104-year history. Southeast would lose to eventual national champion Eastern Washington in the second round of the playoffs. Head coach Tony Samuel capped the year by winning the Sports Network's Eddie Robinson Award, given to the National Coach of the Year. Samuel was the second OVC coach to win the award (joining Murray State's Houston Nutt who won the award in 1995).

Football wasn't the only sport in which the OVC was quickly gaining respect. In 1955, the OVC became only the second six-member league nationally to earn an automatic bid to the prestigious NCAA Men's Basketball Tournament, which, at that time, was limited to only 24 participants. The Conference quickly proved worthy of that bid, as Morehead State defeated Marshall (107-92) and Wayne State (95-84) in the 1956 tournament.

Fifteen years later, former OVC member Western Kentucky became the first and only Conference team to reach the Final Four. The Hilltoppers defeated Jacksonville, Kentucky and Ohio State before losing to Villanova in double overtime. WKU went on to finish in third place after beating Kansas 77-75 in the consolation game.

Since that time, the OVC has recorded some of the biggest upsets in the history of the NCAA Tournament. Perhaps the most famous moment came in 1987, when Austin Peay came from fourth place in the regular season to win the OVC Tournament and earn the league's automatic bid. The Governors drew powerful Illinois, and were such big underdogs, that ESPN broadcaster Dick Vitale promised to stand on his head if APSU won the game. After a 68-67 victory over the Illini, and a narrow 90-87 overtime loss to eventual Final Four participant Providence in the second round, Vitale made good on his promise in a visit to Clarksville two months later.

Murray State added to the OVC's string of upsets in 1988 when it knocked off 14th-ranked North Carolina State, 78-75. The Racers' M&M Boys - Jeff Martin and Don Mann - combined for 39 points in the win. MSU nearly went on to the Sweet 16 that year, losing to eventual national champion Kansas, 61-58. A bank shot by Mann that would've given the Racers a one-point lead rolled off the rim with three seconds left. In 1990 as a No. 16 seed, Murray State took No. 1 seed Michigan State into overtime before falling 75-71; that game still marks the closest a No. 16 seed has come to knocking off a No. 1 in men's tournament action. More recently, Murray State has

dominated the OVC Tournament, reaching the championship game every year in the 1990's. The Racers' 14 OVC Tournament Championships are the most among all OVC schools.

After former member Middle Tennessee State won a first round game in 1989, the league had a drought as no other OVC team won a NCAA Tournament game for the next 19 years. But Morehead State, coming off a thrilling double overtime OVC Tournament victory over Austin Peay, topped Alabama State 58-43 in the Opening Round game at Flyer Arena in Dayton, Ohio. The game was played in front of an Opening Round record crowd of 11,346; that crowd included many MSU fans who made the three-hour drive from Morehead for the game. The Eagles season would come to three days later when they lost to No. 1 overall seed Louisville, despite playing the Cardinals close for a majority of the game.

In 2009-10, Murray State made OVC history by winning a record 31 games (31-5) on its way to the league's regular season and tournament championship. In the first round of the NCAA Tournament, the No. 13 seed Racers topped Vanderbilt in thrilling fashion when senior Danero Thomas hit a jumper as time expired to lift MSU to a 66-65 victory. It marked the first OVC team to advance to the second round of the NCAA Tournament since 1989, and snapped a skid of 71-straight losses to Southeastern Conference foes (dating back to 2000-01). In the second round the Racers pushed eventual national runner-up Butler to the brink before losing 54-52.

In 2010-11 Morehead State would make it three NCAA Tournament wins in as many years for the league and got a bit of revenge for the 2009 tournament loss to Louisville in the process. After finishing second in the regular season and winning the OVC Tournament Championship, the No. 13 seeded Eagles were shipped to Denver to play its in-state foe Cardinals. MSU jumped out to a 15-2 advantage but were down four points (61-57) with just over a minute to play in regulation. After two free throws from two-time OVC Player of the Year Kenneth Faried, the Eagles held for one final shot attempt and senior Demonte Harper pulled up off a cross-over dribble to nail a 3-pointer with 4.3 seconds left that gave Morehead State a 62-61 lead. UofL had one last attempt but Faried blocked the Cardinals last shot, giving MSU the win, its first over Louisville since the 1956-57 season.

The OVC has now won NCAA Tournament games in three-straight seasons, something that has happened in the league only twice previously (1960-62 and 1987-89). Over that time period (2009-11) the OVC is one of just 10

conferences nationally to win a NCAA Tournament game in each season and one of only four non-BCS leagues (joining the Atlantic 10, Horizon and WCC) to do so.

During the 2010-11 year Faried, the nation's leading rebounder during the season, became the NCAA's Modern Era (since 1973) career rebounding leader, totaling 1,673 rebounds which passed Tim Duncan for the record (he is 11th all-time in NCAA history). Faried also finished his career with 86 double-doubles, second all-time to only Duncan. He is one of only six players in NCAA history to finish with 2,000-plus career points (2,009) and 1,600-plus career rebounds. Faried was drafted 22nd overall by the Denver Nuggets in the 2011 NBA Draft, becoming the first OVC player selected in the first round since Tennessee State's Carlos Rogers 1994.

Through its 63 years, 12 teams have won or shared the league's regular season men's basketball title. Murray State heads the list with a Conference-record 22 outright or shared basketball crowns. Other past champions include former member Western Kentucky (19), Morehead State (9), Austin Peay (8), Eastern Kentucky (6), Tennessee Tech (5), former member Middle Tennessee (5), Tennessee State (2), former member East Tennessee State (2), Southeast Missouri State (1), UT Martin (who won its first in 2008-09) and former member Akron (1).

Among the coaching greats in men's basketball have been Western Kentucky's E.A. Diddle, who retired with 759 victories and 10 OVC titles; John Oldham, who was a member of the very first All-OVC squad and went on to win seven OVC crowns during his coaching tenure at Tennessee Tech and Western Kentucky; Paul McBrayer, who guided Eastern Kentucky to 219 wins and three OVC crowns; and Cal Luther, who is the only person in Conference history to win men's basketball Coach of the Year honors at two league schools - Murray State and UT Martin. Current Austin Peay head coach Dave Loos became the winningest coach in OVC history in 2009-10, netting his 319th victory and passing Luther on the all-time list. Loos enters the 2011-12 season with 351 victories.

There have been an equal number of great players including Western Kentucky's Clem Haskins, who is the only three-time OVC Player of the Year. Several players have won OVC Player of the Year honors twice: Western Kentucky's Jim McDaniels (1969-70 and 1970-71), Murray State's Les Taylor (1971-72, 1972-73), Jeff Martin (1987-88, 1988-89), Popeye Jones (1989-90, 1990-91) and Marcus Brown (1994-95, 1995-96), Austin Peay's Otis





# SOUTHEAST MISSOURI STATE UNIVERSITY REDHAWKS SOFTBALL

## THIS IS THE OVC

Howard (1976-77, 1977-78), Middle Tennessee's Jerry Beck (1980-81, 1981-82), Akron's Joe Jakubick (1982-83, 1983-84), Tennessee State's Carlos Rogers (1992-93, 1993-94), UT Martin's Lester Hudson (2007-08, 2008-09) and Morehead State's Kenneth Faried (2009-10, 2010-11).

The OVC also has the honor of being the only conference to boast the nation's leaders in scoring, rebounding and assists all in one season. That feat was accomplished in 1991-92 by Morehead State's Brett Roberts (28.1 ppg), Murray State's Popeye Jones (14.4 rpg) and Tennessee Tech's Van Usher (8.8 apg).

In 2007-08, UT Martin guard Lester Hudson became the first men's Division I player to record a quadruple-double in a game, when he registered 25 points, 12 rebounds, 10 assists and 10 steals in a victory over Central Baptist College. Hudson, who ranked fourth in scoring nationally as a junior, returned for his senior season in 2008-09 and was second nationally in scoring (behind Davidson's Stephen Curry) at 27.5 points a contest. Hudson earned numerous honors (including OVC Player of the Year and OVC Male Athlete of the Year in each 2008 and 2009 and All-American status from several outlets) before being drafted by the Boston Celtics with the No. 58 pick of the 2009 NBA Draft.

In the late 1970s, women's athletics began somewhat of a rebirth on the national scene as the NCAA began sponsoring and marketing women's sports. Recognizing the need to provide increased opportunities for female athletes, the OVC established women's championships in the sports of basketball, tennis and track in 1977, with cross country and volleyball added over the next four years. Those sports were initially governed by the Association of Inter-collegiate Athletics for Women (AIAW), but the overall strength of women's programs in the league was demonstrated by the automatic bids the OVC instantly received when the NCAA became the governing body in 1982.

Women's basketball in the OVC has been dominated by Tennessee Tech, which has won or shared 17 regular-season titles and owns nine OVC Tournament crowns. In fact, the Golden Eagles have reached the championship game of the OVC Tournament 20 times in the past 30 years. Although Tennessee Tech remains the standard-bearer, five other teams have won 13 of the last 18 OVC Tournaments. UT Martin became the latest program to add its name to the list, capturing its first OVC Tournament title in 2011. Austin Peay leads the group with seven crowns including four-straight from 2000-03 and back-to-back titles in 2009 and 2010, while Tennessee State, Eastern Kentucky, Murray State and Southeast

Missouri each have won titles during that span.

Several coaches have made their mark in the relatively short history of OVC women's basketball. Former Tennessee Tech coach Marynell Meadors posted an amazing 363-139 (72.3%) record at Tech, becoming the first woman in NCAA or AIAW history to win 300 games at the same institution, while former Tennessee State skipper Teresa Phillips earned National Coach of the Year honors from USA Today in 1990 for turning around the Lady Tigers' program before going on to lead TSU to the NCAA Tournament in 1994 and 1995. Tennessee Tech coach Bill Worrell capped a stellar 20-year career in 2005-06 and was inducted into the OVC Hall of Fame in 2007; he compiled a 408-190 record while leading the Golden Eagles to an unprecedented 16 OVC regular-season titles and eight NCAA Tournament appearances, including five straight from 1989-93. Eastern Kentucky's Larry Joe Inman, who retired at the conclusion of the 2007-08 season and was inducted into the OVC Hall of Fame in 2009, won more than 100 games at both Middle Tennessee and ECU, and earned OVC Coach of the Year honors a record eight times - five times at ECU and three at MTSU. He finished his career with 480 career victories.

Many great players have graced the hardwood over the years, including former OVC Players of the Year Brooke Armistead and Gerlonda Hardin from Austin Peay, Pam Chambers, Jerilyn Harper, Cheryl Taylor, Angela Moorehead, Roschelle Vaughn, Diane Seng, Janet Holt and Emily Christian from Tennessee Tech; Morehead State's Donna Murphy, Priscilla Blackford and Chynna Bozeman; Eastern Kentucky's Kim Mays; Southeast Missouri's Gray C. Harris; and Murray State's Ashley Hayes.

Bozeman finished her collegiate career in 2010-11 by winning her second consecutive OVC Player of the Year award. Her 2,170 points ranks her eighth all-time in OVC history, her 377 made career 3-pointers is first in OVC history and sixth in NCAA history and her 1,096 career 3-point attempts ranks first in OVC history and second in NCAA history.

Morehead State center Brittany Pittman set new school, league and NCAA standards for blocked shots in 2008-09. Pittman swatted 164 shots during the season, setting a new NCAA single-season record (which has since been broken). During the campaign, only her second with the Eagles, she also set career block records for both Morehead State and the OVC (287).

The league also had another historical moment in November 2008 when the NCAA awarded Nashville the 2014 NCAA Women's Division I Final Four. The OVC will serve

as the host of the prestigious event, which is one of the biggest sporting events the city of Nashville can host. The event will be held at Bridgestone Arena in downtown Nashville.

Over its 63 years, OVC teams have garnered national championships and bowl games in football, along with national team or individual titles in the sports of rifle, cross country, track and golf.

The OVC has also produced several Olympic athletes, including Murray State's Morgan Hicks, who was a member of the 2004 United States Olympic Rifle Team and Morehead State's Brian Shimer who competed in five Winter Olympics in bobsled (winning a bronze medal in 2002) and coached the 2010 United States bobsled team to its first gold medal since 1948. In addition, some of the greatest players in professional sports were educated at OVC institutions. The list includes former greats such as football's Phil Simms (Morehead State), basketball's Clem Haskins (Western Kentucky) and Bubba Wells (Austin Peay) and two-sport star Steve Hamilton (Morehead State) to present-day standouts like basketball player Trenton Hassell (Austin Peay), football player Tony Romo (Eastern Illinois) and baseball players George Sherrill (Austin Peay) and Jon Rauch (Morehead State). Hamilton is the only athlete to ever play in the NCAA Basketball Championship, a Major League Baseball World Series (New York Yankees) and a NBA Championship Series (Los Angeles Lakers).

The OVC's first volleyball tournament was held in 1981, the same year Eastern Kentucky began a string of six straight tournament crowns. Former ECU skipper Dr. Geri Polvino compiled a 627-439 record in 32 seasons as head coach of the Colonels, earning OVC Coach of the Year honors eight times. More recently, former Austin Peay coach Cheryl Holt and former Southeast Missouri skipper Cindy Gannon also earned their peers' recognition multiple times with four awards each.

Throughout the last 28 years, 10 different teams have won an OVC regular-season or tournament volleyball crown. Since joining the league in 1991, Southeast Missouri has dominated the scene, winning seven of its eight regular-season titles during the 1990's, including five straight from 1993-97. The Redhawks have also won five tournament crowns (1994, 1996, 1998, 1999 and 2000). Jacksonville State won back-to-back OVC Tournament Championships (2005, 2006) including going through the OVC undefeated (16-0) in 2006 and winning a NCAA Tournament match in 2010, the league's first NCAA victory since 2000.

Following the 2007 season, Jacksonville State's Abbey Breit was named the OVC



# SOUTHEAST MISSOURI STATE UNIVERSITY REDHAWKS SOFTBALL

## THIS IS THE OVC

Offensive Player of the Year for the third straight season, becoming the first player in OVC history to accomplish that feat. Four other individuals - Eastern Kentucky's Angela Boykins (1985-86), Morehead State's Dayle Hammontree (1988-89), Southeast Missouri's Tuba Meto (1996-97) and Morehead State's Amy Almond (2001-02) - were back-to-back winners of the award.

In 2007, Eastern Kentucky's Jacob Korir won his fourth straight Conference cross country title becoming just the third OVC student-athlete and 13th athlete nationally to accomplish that feat. Korir was a three-time All-American in cross country, earning two top-10 finishes at the NCAA Cross Country Championship. The Nairobi, Kenya, native was also named a track and field All-American twice during his career, was selected as the OVC Male Athlete of the Year in 2006-07 and received the NCAA post graduate scholarship in 2008.

In 2007 the Conference had two teams in the NCAA Women's Soccer Tournament for the first time in league history, as former OVC member Samford earned an at-large selection while Southeast Missouri was the Conference's automatic bid.

In 2009 it was OVC softball that accomplished several firsts as UT Martin (tournament champion) and Jacksonville State (at-large) were each selected for the NCAA Championship. Jacksonville State would take it a step farther by winning the Knoxville Regional (beating No. 13 national seed Tennessee along the way) to become the first OVC softball program to advance to a Super Regional. Jax State would fall to No. 4 Alabama in that Super Regional but finished the season 43-16 (19-2 OVC) and ranked 21st nationally in the ESPN.com/USA Softball poll and 24th nationally in the USA Today/NFCA poll.

The league's baseball presence has continued to evolve since its inception. The OVC baseball tournament moved to a neutral site for the first time in 2001 with Paducah, Ky. and Brooks Stadium hosting the tournament in front of raucous crowds. The success of the tournament led to Jackson, Tenn. and Pringles Park - the home of the Seattle Mariner's Class AA affiliate - hosting the event for the first time in 2010; Pringles Park is under contract to host the 2012 championship as well.

The OVC also has made a statement in the NCAA Baseball Championship in recent years, with its teams involved in several memorable contests in the last decade. Tennessee Tech surprised Wake Forest in the opening round of the 2001 tournament and Southeast Missouri stunned host Alabama in the opening round of

the 2002 championship. Five years later, Austin Peay captured the collegiate baseball world's attention by taking Vanderbilt, the 2007 No. 1 overall seed, to extra innings. Eastern Illinois pushed host Nebraska to the limit in 2008 followed by Tennessee Tech's memorable contest against host Clemson in 2009.

After not making the OVC Tournament field in either 2009 or 2010, Austin Peay, who was picked to finish seventh in the preseason poll, won the regular season and tournament championships to garner its fourth NCAA Tournament appearance. In the first game of NCAA Regional play the Govs knocked off host and No. 1 seed Georgia Tech 2-1.

A first in the OVC occurred in 2008, when the league had a first round draft pick in both the NFL (Tennessee State's Dominique Rodgers-Cromartie) and Major League Baseball (Eastern Kentucky's Christian Friedrich) Drafts in the same school year. A year later (2009) the league had a Major League Baseball First Round Compensation Round pick (Eastern Illinois' Tyler Kehrer who was No. 48 overall) and NBA Second Round pick (UT Martin's Lester Hudson) in the same season.

In 2010 a record 13 OVC baseball players were selected in Major League Baseball's First-Year Player Draft.

The playing field is not the only place where OVC athletes are working hard. The league also recognizes excellence in the classroom. Six Scholar-Athlete Awards are presented yearly to male and female athletes, while others are commended for their academic success by being Medal of Honor recipients or earning a spot on the Commissioner's Honor Roll. Additionally, the league annually presents one institutional Academic Achievement Award, as well as separate team awards in each Conference-sponsored sport. Since the College Sports Information Directors of America (CoSIDA) Academic All-America program began, the Ohio Valley Conference has had 202 student-athletes honored with the award, including 35 over the last three years (2008-09, 2009-10, 2010-11).

Through the early years of the league, administrators wrestled with fan behavior due to the close proximity of the Conference members and the intense rivalries which developed. Just as it did decades ago, the OVC took the leadership role on what has become a national issue. In 1995, the OVC implemented a first-of-its-kind "Sportsmanship Statement," a policy which promotes principles of fair play, ethical conduct and respect for one's opponent. The statement has become a model for others to follow across the nation, and has answered the challenge of the NCAA Presidents Commission to improve

sportsmanship in collegiate athletics.

Additionally, the OVC annually presents the Steve Hamilton Sportsmanship Award, in honor of the former Morehead State student-athlete, coach and athletics director, to a junior or senior student-athlete with significant athletic contributions who best exemplifies the characteristics of sportsmanship and citizenship. Most recently, the Conference has also implemented the OVC Institutional and Team Sportsmanship Awards, which are presented to one institution and 18 sport-specific teams voted by their peers to have best exhibited the standards of sportsmanship and ethical conduct as outlined by the OVC and NCAA.

The vision of leadership demonstrated by the Founding Fathers in 1948 remains alive today as the Ohio Valley Conference prepares for the future. One example is in regard to the current trend in collegiate athletics administration for increased involvement of university presidents in setting policies and making rules. The presidents of OVC institutions, however, have always governed the Conference, long before presidential governance became a national theme.

The Ohio Valley Conference sponsors the following sports: baseball, basketball, cross country, football, golf, tennis and track for men, and basketball, cross country, golf, soccer, softball, tennis, track and volleyball for women. In addition, the OVC also sponsors the combined men's and women's sport of rifle.

Now in its seventh decade of competition, the Ohio Valley Conference has grown significantly from its humble beginnings while increasing the number of athletics opportunities it provides for students. Current league representatives include charter members Eastern Kentucky University, Morehead State University and Murray State University, along with Austin Peay State University, Eastern Illinois University, Jacksonville State University, Southeast Missouri State University, Southern Illinois University Edwardsville, Tennessee State University, Tennessee Technological University and the University of Tennessee at Martin. Belmont University will become the league's 12th member on July 1, 2012.





# SOUTHEAST MISSOURI STATE UNIVERSITY REDHAWKS SOFTBALL

## 2012 OVC TOURNAMENT




The 2012 season will mark the 19th time the Ohio Valley Conference Tournament has been held since 1994.

This year's tournament runs from May 10-12 and will be held on the campus of the regular-season champion. The top-six teams will battle for an automatic berth to the NCAA Tournament.

Last season, Jacksonville State claimed its third championship in four seasons, topping Southeast Missouri in the title game.

### Year-by-Year OVC Tournament Champions

1994	Southeast Missouri
1995	Tennessee Tech
1996	Southeast Missouri
1997	Southeast Missouri
1998	Southeast Missouri
1999	Southeast Missouri
2000	Middle Tennessee
2001	Tennessee Tech
2002	Eastern Kentucky
2003	Tennessee Tech
2004	Eastern Kentucky
2005	Tennessee Tech
2006	Tennessee Tech
2007	Tennessee Tech
2008	Jacksonville State
2009	UT Martin
2010	Jacksonville State
2011	Jacksonville State



Fifth-seeded Southeast Missouri used a walk-off home run to force a winner-take-all title game with second-seeded Jacksonville State at the 2011 Ohio Valley Conference Tournament. The Redhawks upended top-seeded and tournament host Eastern Illinois two times en route to their 4-2 postseason record.

### 2011 OVC Tournament Results

#6 Murray State 3, #3 UT Martin 2  
**#5 Southeast Missouri 4, #4 SIUE 3 (8 inn.)**  
 #2 Jacksonville State 6, #6 Murray State 1  
**#5 Southeast Missouri 4, #1 Eastern Illinois 0**  
 #3 UT Martin 2, #4 SIU Edwardsville 0  
 #3 UT Martin 3, #6 Murray State 2  
**#2 Jacksonville State 4, #5 Southeast Missouri 0**  
 #1 Eastern Illinois 9, #3 UT Martin 3  
**#5 Southeast Missouri 9, #1 Eastern Illinois 1**  
**#5 Southeast Missouri 3, #2 Jacksonville State 2**  
**#2 Jacksonville State 9, #5 Southeast Missouri 5**

### Redhawks Picked Fifth in 2012 OVC Preseason Poll

The Southeast Missouri softball team was picked to finish fifth in the Ohio Valley Conference Preseason Coaches Poll, released Jan. 18 by the league office.

The preseason poll is voted on by the OVC's Head Coaches and Sports Information Directors.

Southeast entered the 2011 OVC Tournament as the No. 5 seed and came within one win from advancing to the NCAA Tournament.

	Team (first-place votes)	Points
1.	Jacksonville State (14)	190
2.	Eastern Illinois (2)	162
3.	UT Martin (3)	159
4.	SIU Edwardsville (1)	139
5.	<b>Southeast Missouri (1)</b>	<b>132</b>
6.	Tennessee Tech (1)	117
7.	Murray State	109
8.	Eastern Kentucky	75
9.	Morehead State	61
10.	Austin Peay	37
11.	Tennessee State	24

\* Teams awarded 10 points for a first-place vote, nine for second, etc.





**SOUTHEAST MISSOURI STATE UNIVERSITY REDHAWKS**  
**THIS IS SOUTHEAST**







# SOUTHEAST MISSOURI

*The college experience of a lifetime. The job of your dreams.  
A life that is amazing.*

That is what most students and parents want from a college education. At Southeast, we want the same for you. We want you to learn your profession, gain the experience or internship you need, and get that first paycheck!

The growing—and changing—student body has had an impact on everything and everyone. The physical changes of the campus are the most visible. Two new residence halls. The River Campus. The polytechnic building. An information commons in the library. And so on.

Students and faculty are experiencing change of a different kind. Classroom activity has reached a new level of productivity, as students are brighter and more prepared than ever. Enrollment is at an all-time high. The impact on the honors program has been dramatic with more students than ever choosing to participate in and complete the honors curriculum. The number participating tripled in five years!

All of this means that Southeast has become Missouri's most academically competitive regional university.

**2009**—InsideCollege.com experts single out our honors program as an effective way to make a large school seem smaller with a more personal approach to learning.

**2010**—Computer science receives prestigious national accreditation.

**Safest  
Campus  
in Missouri**

[StateUniversity.com](http://StateUniversity.com)



**2010**—Consumer watchdog group GetEducated.com ranks Southeast #1 on its list of "Top 10 Ranked Best Values Online MBAs—AACSB Accredited."

**2010**—Southeast is named the safest campus in Missouri and among the safest in the nation by StateUniversity.com.





# STATE UNIVERSITY

## *We have...*

- ▶ Small classes with 98 percent of courses having fewer than 50 students
- ▶ Faculty with PhDs—not teaching assistants—who teach most classes
- ▶ More than 200 areas of study
- ▶ Wired (and wireless) classrooms and best-of-class technology
- ▶ Internships and real-world learning offered in 100 percent of programs
- ▶ Study abroad opportunities that take you almost anywhere


## *We are...*

- ▶ NCAA Division I Athletics
- ▶ Listed among the Midwest's top universities
- ▶ One of the safest college campuses in the nation
- ▶ Conveniently located 115 miles south of St. Louis
- ▶ A medium-sized university with more than 11,000 students
- ▶ Comprised of ten colleges and schools

## *We provide...*

- ▶ Choices in the University Studies (general education) classes
- ▶ Some of the newest residence halls in Missouri
- ▶ 150 organizations that keep you busy after class
- ▶ Each student with two advisors—academic and career
- ▶ Fraternities and sororities that are productive and fun
- ▶ One of a kind student aquatic center in one of our two recreation centers

**2011—U.S. News & World Report** names Southeast a "Best Midwest Regional University."



**2011—For seven consecutive years, Princeton Review** includes Harrison College of Business on its list of "Best Business Schools."



**2011—Princeton Review** again names Southeast as one of the "Best in the Midwest," representing only about 25 percent of the nation's four-year colleges.



**2012—U.S. News & World Report** lists both nursing and communication disorders on its list of top graduate programs in health.





# SOUTHEAST MISSOURI

## Donald L. Harrison College of Business

Our increasingly popular business programs have made us one of the major colleges of business in the Midwest. The Donald L. Harrison College of Business is accredited by AACSB International—the gold standard of business school accreditation—an honor held by only 5 percent of institutions offering business degrees worldwide.

- ▶ Employers and students value our techno-savvy environment. In a recent survey of 98 nationally known business programs, Southeast ranked in the top 7 percent in learning to use and manage technology.
- ▶ Our entrepreneurial studies program is Missouri's most comprehensive, offering options for both BSBA and MBA degrees. The Douglas C. Greene Center for Innovation and Entrepreneurship is one of the most comprehensive entrepreneurship-focused university centers in the Midwest.
- ▶ Southeast students have access to more than 30 international exchange and study abroad opportunities in London, Paris, Spain, Portugal and North Africa.
- ▶ One hundred percent of our students have the opportunity to participate in internship programs with companies nationwide.
- ▶ Doctoral level professors make learning interactive with classrooms that have Internet, cable TV, direct satellite feed and electronic presentation capability.
- ▶ St. Louis employers rate the "St. Louis Interview Days" as the best recruiting event in which they participate in the Midwest.
- ▶ Our accounting curriculum prepares students for the Certified Public Accountant (CPA) and Certified Internal Auditor (CIA) designations. Students may go to work directly into an accounting field or go on to complete the 150 hours required by Missouri, and other states, to sit for the CPA examination. Our first-time pass rates on the CPA exam continue to be well above the national average.
- ▶ Business programs are housed in Dempster Hall, a wireless Internet environment featuring an electronic presentation lab and more than 400 networked computers with the latest software.



## College of Education

If you are considering teaching as a profession, you are looking at the right university. For more than a century, Southeast has been preparing and sustaining some of the nation's brightest and best teachers. Moreover, we have a record of accomplishment to prove it.

- ▶ Most importantly, our education program is fully accredited by the National Council of Teacher Education (NCATE), which sets the highest standards for teacher education programs nationwide.
- ▶ In the 2010 reaccreditation process, 12 of the 13 specialty professional association reports submitted by the College of Education received national recognition, and four are being used as examples of best practices in education nationwide.
- ▶ Because you begin assisting and observing in area classrooms starting in your first year, you accumulate more teaching practice and knowledge than graduates from other universities.
- ▶ The American Association of State Colleges and Universities (AASCU) featured Southeast as one of 20 national model programs.
- ▶ The American Association of Colleges for Teacher Education (AACTE) presented the college with the "Best Practice Award for Global and International Teacher Education."
- ▶ Southeast is one of only 33 institutions nationwide selected to be part of the White House Conference on Education, an honor no other Missouri institution has received.
- ▶ Our program was accepted into the prestigious Renaissance Group of Institutions.





# STATE UNIVERSITY

## College of Health and Human Services

Although there are diverse academic offerings in the College of Health and Human Services, all programs potentially lead to a career that significantly and positively impact the lives of individuals and families.

- ▶ Students in our nationally accredited nursing program consistently have a high pass rate on the state licensing exam and routinely enjoy a 100 percent placement rate after graduation.
- ▶ The recreation program is accredited by the Council on Accreditation for Recreation, Park Resources and Leisure Services.
- ▶ Our sport management program is one of 53 nationwide approved by the Sport Management Review Council and one of only a few in the Midwest.
- ▶ Students can participate in one of three state licensed centers—one for senior adults, a child enrichment center and our center for disabled adults.
- ▶ Air Force ROTC Juniors and seniors can join the Professional Officer Corps, which allows you to assume commanding positions over members of the General Military Cadets.
- ▶ Our nationally accredited social work program requires students to complete 448 hours of field education under the supervision of experienced social workers.
- ▶ Southeast has a strong connection with the Law Enforcement Academy and has more than 30 years of partnerships in all branches of criminal justice at the federal, state and local levels. Our students intern with the U.S. Marshals Service; the ATF; the U.S. Secret Service; Federal Probation; Missouri Division of Probation and Parole; Missouri Youth Services and other law enforcement agencies.
- ▶ The dietetics program is accredited by the Commission on Accreditation for Dietetics Education and the American Dietetic Association. Our graduates have a success rate of nearly 100 percent on the national exam to become a registered dietitian.



## College of Liberal Arts

An education in the liberal arts gives you broad-based training for careers in business, the arts, media, education and the legal profession.

- ▶ Southeast's mass communication program is accredited by the Accrediting Council on Education in Journalism and Mass Communications (ACEJMC). Only one other institution in Missouri has this elite accreditation. Our public relations program is one of only 28 institutions—none in Missouri—that holds certification by the Public Relations Society of America (PRSA). Only 12 other institutions in the world have recognition from both ACEJMC and PRSA for their mass communication program.
- ▶ Students can work at two campus radio stations (NPR affiliate KRCU 90.9 FM and KDMC 103.7), the *Arrow* student newspaper and "U2" cable television station.
- ▶ Our certified historic preservation program is one of a few U.S. programs that offer a four-year degree and is among a small number to have full membership in the National Council for Preservation of Education.
- ▶ During the last five years, Southeast's pre-law students have exceeded the national LSAT average score, and their placement rate in law school approaches 100 percent.
- ▶ Students majoring in philosophy have a 100 percent acceptance rate to graduate and law school.
- ▶ Our students make politics come alive by working on political campaigns and by serving as interns. Each year approximately 30 students from a variety of majors around the University travel to Washington, D.C. to conference with some of the nation's top scholars at the Center for Strategic and International Studies.







# SOUTHEAST MISSOURI

## College of Science and Mathematics

The foundation of success in Southeast's College of Science and Mathematics is a faculty of teacher-scholars supported by well equipped laboratories and the latest technology, which offer our students personalized study and research opportunities during their undergraduate studies.

- ▶ Our popular computer science bachelor's program is nationally accredited by the Computing Accreditation Commission of the Accreditation Board of Engineering Technology.
- ▶ Our popular marine biology program is one of the only inland programs in the U. S., creating an opportunity for students to combine a traditional college experience with the study of marine life because of our collaboration with the Gulf Coast Research Laboratory in Ocean Springs, Miss.
- ▶ Southeast's pre-med curriculum prepares students for the MCAT (Medical College Admission Test). Our students are accepted to medical school at a rate that is well above the national average.
- ▶ Our chemistry graduates consistently score at or above the 70th percentile on the Major Field Achievement Test in Chemistry.
- ▶ Our engineering physics program is nationally accredited by the Accrediting Board of Engineering and Technology (ABET), the sole accrediting body of engineering programs. Southeast is one of only 20 similarly named engineering programs nationwide with this accreditation.



Graduates in  
science and mathematics  
enjoy a nearly  
**100%**  
placement rate.



## School of Polytechnic Studies

Today's industrial and agricultural environment is dynamic and highly dependent on technology. The Otto and Della Seabaugh Polytechnic Building features modern classrooms and laboratory space, teleconferencing and interactive television capabilities, fully networked computer labs, and an industrial space for training and research.

- ▶ All of the bachelor of science programs in the Department of Industrial and Engineering Technology are nationally accredited.
- ▶ Southeast is a designated Center of Excellence in Advanced Manufacturing Technology.
- ▶ In addition to a 252-acre David M. Barton Agriculture Research Center, there is a 110-acre rice research station, a new irrigated turf plot facility, and a modern soil fertility laboratory.
- ▶ The School of Polytechnic Studies operates the 11,000-square-foot, climate-controlled Charles L. Hutson Horticulture Greenhouse.
- ▶ Our new cybersecurity program is the only one of its kind in Missouri. The U.S. Department of Labor estimates there will be 135,000 new jobs in this field by 2018—a 21 percent increase in Missouri alone.
- ▶ The innovative sustainable energy systems management major responds to world needs to address global warming, air pollution and ecosystem destruction.





# STATE UNIVERSITY

## Earl and Margie Holland School of Visual and Performing Arts

Classic beauty and modern technology converge at Southeast's River Campus—Missouri's only campus dedicated exclusively to art, dance, music and theatre. Overlooking the Mississippi River, a Cultural Arts Center and transformed Seminary Building are now home to the Earl and Margie Holland School of Visual and Performing Arts. With the coming of this magnificent facility, the number of new students planning to major in the visual and performing arts doubled in one year.

- ▶ Art students have five interconnected art studios for painting, drawing, printmaking, fibers and design plus two computerized looms, as well as two presses in the printmaking studio and a computer design lab with the latest hardware and software available.
- ▶ Students find internships and professional experience at the Berkshire Theatre Festival, the Lucille Lortel Theatre in New York, the McLeod Summer Theatre or the University of Connecticut Summer Theatre and more.
- ▶ In 2008, the Golden Eagles Marching Band performed at the Edinburgh Military Tattoo in Scotland becoming only the second American university marching band to perform there twice.
- ▶ In addition to performances throughout the season, featuring world famous guest artists, the Southeast Missouri Symphony Orchestra exchanged music as well as culture in China when they performed concerts in Shanghai and Beijing in 2009.
- ▶ The River Campus gives students the opportunity to show their work in a variety of first-class venues: the 950-seat Donald C. Bedell Performance Hall is a proscenium theatre with spacious stage and backstage areas. The 200-seat Wendy Kurka Rust Flexible Theatre can be configured in unlimited ways for "black box" productions. The 200-seat Robert F. and Gertrude L. Shuck Music Recital Hall features nearly perfect acoustics. a student/faculty art gallery features technology that allows for the display of 3-D animation, as well as painting, prints, ceramics and sculpture. The Rosemary Berkel and Harry L. Crisp II Museum has an interactive educational theatre, art gallery for changing exhibitions and a permanent display featuring southeast Missouri.



## Living on Campus

Southeast offers students 11 residence halls from which to choose. Each room has Internet access and cable TV. Nine dining areas are available with a variety of options. And, with more than 150 diverse organizations, students find plenty of opportunities to get involved.







# SOUTHEAST MISSOURI STATE UNIVERSITY REDHAWKS SOFTBALL

## PRESIDENT KENNETH DOBBINS



Dr. Kenneth W. Dobbins became the seventeenth president of Southeast Missouri State University on July 1, 1999 after serving as the University's Vice President of Finance and Administration from 1991 to 1993, and Executive Vice President from 1993 until his appointment as president. He previously held several positions in higher education administration at Kent State University in Ohio.

During his tenure at Southeast, academic programs have been enhanced, including establishment of a School of Polytechnic Studies and the Earl and Margie Holland School of Visual and Performing Arts which opened in Fall 2007 on the new River Campus. A comprehensive review of all academic and non-academic programs has been accomplished to maintain quality and minimize student fee increases in the face of significant state appropriation



reductions. Southeast continues to be recognized nationally for many of its outstanding accredited academic programs. For the seventh year in a row, Princeton Review recognized the Master of Business Administration program on its list of "Best Business Schools." GetEducated.com listed Southeast #1 on the list of "Top 10 Ranked Best Values Online MBAs-AACSB-Accredited"; Southeast is recognized in the top tier of the Midwest best regional universities in U.S. News Best Colleges for 2011; and Southeast was again named among the "Best in the Midwest" by Princeton Review. Additionally, StateUniversity.com ranked Southeast the safest college campus in Missouri.

Enrollment has increased significantly since a 20-year-low in 1994 when some 7,900 students attended Southeast. In Fall 2005, enrollment topped 10,000 for the first time, and stood at more than 11,200 in 2010. Additionally, record enrollments in higher education have occurred in the University's 25-county service region during his tenure due to the establishment of new regional campuses in Sikeston and Kennett and a higher education center at Perryville serving place-bound students in and near those rural communities.

During Dr. Dobbins' presidency, more than \$250 million in capital construction and building improvement projects have enhanced the University. The Seabaugh Polytechnic Building and the \$50 million River Campus were constructed. An innovation center and business incubator to promote entrepreneurship and enhance the region's economy opened on the campus in 2005; Southeast dedicated its new, state-of-the-art David M. Barton Agriculture Research Center in 2009; two new 300-bed residence halls were constructed in 2002 and 2009; and the University currently is in the midst of \$58 million in capital renovation, maintenance and repair projects including the renovation of the historic 105-year-old Academic Hall.

Dr. Dobbins has served a two-year term as president of the Missouri Council on Public Higher Education (COPHE), the organization for presidents and chancellors of Missouri's public colleges and universities. In 2007, he was selected to serve a three-year term on the American Association of State Colleges and Universities (AASCU) Board of Directors, an organization which represents over 420 public college and university members and more than 3.7 million students or 56 percent of the enrollment at all public four-year institutions. He was elected Secretary-Treasurer of the organization in 2008, and currently serves as chair of the AASCU Board. Also, for the past seven years, he has served as one of five faculty members for the AASCU New Presidents' Academy. He previously served three years as president of the Ohio Valley Conference and is currently a member of the Conference finance subcommittee. In addition, he is a vice

president of the executive board of the Greater St. Louis Council, Boy Scouts of America, and in 2010, he was awarded the Silver Beaver Award, the highest honor bestowed upon a Boy Scout volunteer by a council.

He earned his B.S. degree in accounting from the University of Akron (Ohio) in 1971 and served as a commissioned officer and civilian executive in the U.S. Air Force for almost 10 years. He received the M.B.A. degree in 1979 from Old Dominion University (Virginia), and the Ph.D. in higher education administration in 1987 from Kent State. He is also a Certified Public Accountant in Ohio.

Dr. Dobbins and his wife, Jeanine Larson Dobbins, Founder and Director Emeritus of the Missouri Statewide Early Literacy Intervention Program based at Southeast, have a son, Paul, and a daughter-in-law, Stacey, who are both Southeast graduates, and a grandson, Lincoln Kenneth Dobbins.

## Board of Regents



Donald "Brad" Bedell  
President



Tom Meyer



Daren Todd



Kendra Neely-Martin



Doyle Privett



James P. Limbaugh



Brian Kelly  
Student Member



# SOUTHEAST MISSOURI STATE UNIVERSITY REDHAWKS SOFTBALL

## INTERIM AD CINDY GANNON



Cindy Gannon has been part of Southeast Missouri State University Athletics for more than 20 years.

In 2011-12, Gannon will serve as interim Director of Athletics in addition to continuing her role as Senior Woman Administrator. Gannon was named to the position for the second time in her career after John Shafer announced his retirement following three years of service.

Gannon officially began her duties as interim Director of Athletics on July 1 after completing her sixth year as Associate Director of Athletics and Senior Woman Administrator.

As Southeast's Associate Director of Athletics and Senior Woman Administrator, Gannon was in charge of event management, sports supervision, personnel recruitment and monitoring the department's compliance with gender equity, while serving as an institutional representative to the Ohio Valley Conference.

Gannon also led the efforts for the department's NCAA third-cycle recertification. This certification process evaluates the Athletic Department's commitment to three operating principles outlined by the NCAA, including governance and commitment to rules; academic integrity; and gender/diversity issues and student-athlete

well-being. Southeast delivered a report on its progress to the NCAA in April.

Gannon has been the driving force behind other major events such as the Women's Walk and Dig for Life which continue to grow each year.

The Fourth Annual Women's Walk reached record numbers and raised \$30,000 for the Redhawk Athletics Scholarship Fund in 2011.

Meanwhile, Dig for Life, which is a month-long campaign during the Redhawks volleyball season, brought in a record \$22,000 a year ago. Gannon started this special foundation in 2000 after losing her mother to breast cancer. The campaign raises money to fund 200 local women for mammogram screening, who otherwise could not afford it.

In addition, Gannon recently finished her fourth year as a member of the National NCAA Division I Volleyball Committee.

A native of De Soto, Mo., Gannon started working at Southeast as a graduate assistant with the volleyball team. Three years later, she took over as head coach.

Gannon was at the helm of the volleyball program from 1989-2004, where she compiled a 366-211 record and led Southeast to eight OVC Championships and four NCAA Tournament Appearances. Gannon was also named OVC Coach of the Year four times.

Following her coaching career, Gannon remained at Southeast to work in athletic administration. She was last appointed interim Director of Athletics in October, 2008.

Recognized by not only her peers for her exceptional coach-

ing, Gannon was a recipient of the Southeast Missouri State University College of Education Young Alumni Merit Award in 1998. She was recognized by her junior college alma mater when Mineral Area College selected her as an "Outstanding Alum." Gannon was also inducted into the De Soto High School Athletics Hall of Fame in 2009.

Gannon is a former member of the American Volleyball Coaches

Association (AVCA) and National Association of Collegiate Women Athletics Administrators (NAC-WAA). In 2000, she chaired Southeast's Midwest Region and was a member of the AVCA Division I Top-25 Selection and All-America Committees.

Gannon received her undergraduate degree in physical education (1985) and master's in higher education (1987) from Southeast.







# SOUTHEAST MISSOURI STATE UNIVERSITY REDHAWKS SOFTBALL

## 1991 SOFTBALL TEAM

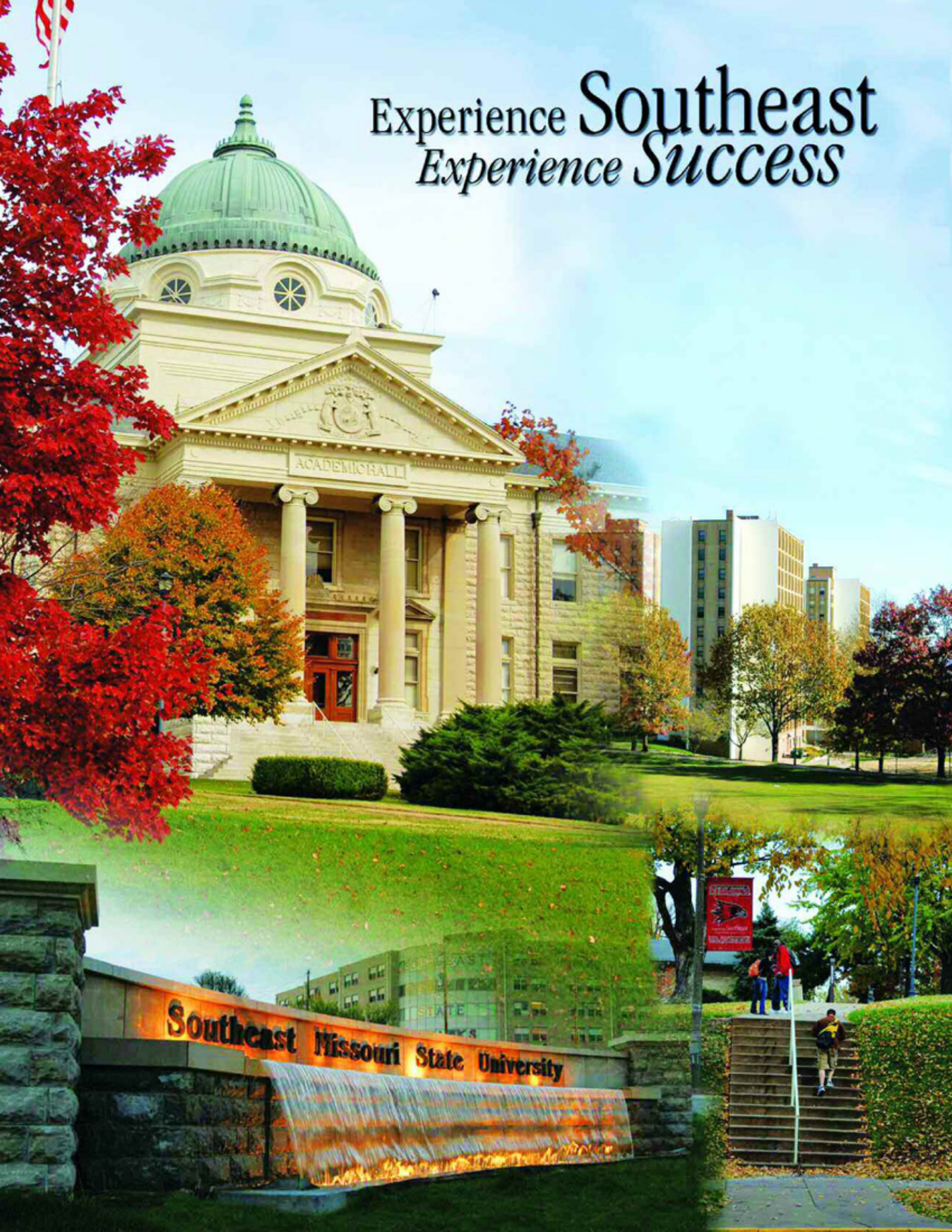


The 1991 Southeast Missouri softball team was inducted into the school's Athletic Hall of Fame on Dec. 9, 2011. That team won the MIAA Conference Championship and was the first in school history to advance to an NCAA Final Four. Southeast went 38-14 under head coach Lana Richmond. Team members include in above photo: Front Row (left to right) Jennifer Stoeckl, Kathy Knaup, Ginger Hagler, Cathy Retherford, Andria Gaines, Alice Marler, Karen Jackson. Back Row (left to right) Head Coach Lana Richmond, Teresa Tuschoff, Kim Staffey, Karen Hudson, Shelly Trieb, Robyn Horace, Robyn Sitzes, Carol Chilton, Kim Barker, Assistant Coach Judy Favor.





# Experience Southeast *Experience Success*







## 2012 SCHEDULE

Feb. 9	Jackson State	4 p.m.
Feb. 10-12	<i>Mardi Gras Classic</i>	
Feb. 10	Grambling State	10 a.m.
Feb. 10	IUPUI	2 p.m.
Feb. 11	Grambling State	9 a.m.
Feb. 11	Louisiana-Monroe	3 p.m.
Feb. 12	Northwestern State	11 a.m.
Feb. 24-26	<i>Blue City Classic</i>	
Feb. 24	Miami (Ohio)	5 p.m.
Feb. 24	Western Illinois	7 p.m.
Feb. 25	Northern Iowa	6 p.m.
Feb. 25	Missouri State	8 p.m.
Feb. 26	Memphis	3 p.m.
March 3-4	<i>Missouri Coaches vs. Cancer</i>	
March 3	Saint Louis	1 p.m.
March 3	Missouri	3 p.m.
March 4	Missouri-Kansas City	11 a.m.
March 4	Missouri State	1 p.m.
<b>MARCH 10-11</b>	<b>MOREHEAD STATE *</b>	<b>1 P.M./3 P.M./1 P.M.</b>
March 14	Indiana State	3 p.m./5 p.m.
March 15	Evansville	3 p.m./5 p.m.
March 17-18	Eastern Kentucky *	Noon/2 p.m./Noon
March 21	UT Martin *	3 p.m./5 p.m.
<b>MARCH 24-25</b>	<b>SIU EDWARDSVILLE *</b>	<b>1 P.M./3 P.M./1 P.M.</b>
<b>MARCH 29</b>	<b>UT MARTIN *</b>	<b>5 P.M.</b>
March 31-April 1	Tennessee Tech *	1 p.m./3 p.m./1 p.m.
<b>APRIL 4</b>	<b>EASTERN ILLINOIS *</b>	<b>3 P.M./5 P.M.</b>
<b>APRIL 6-7</b>	<b>JACKSONVILLE STATE *</b>	<b>2 P.M./4 P.M./1 P.M.</b>
<b>APRIL 11</b>	<b>MIDDLE TENNESSEE</b>	<b>3 P.M./5 P.M.</b>
April 14-15	Austin Peay *	1 p.m./3 p.m./1 p.m.
April 18	Eastern Illinois *	5 p.m.
<b>APRIL 21-22</b>	<b>TENNESSEE STATE *</b>	<b>1 P.M./3 P.M./1 P.M.</b>
April 25	Southern Illinois	5 p.m.
April 28-29	Murray State *	1 p.m./3 p.m./1 p.m.
May 1	Saint Louis	3 p.m./5 p.m.
<b>MAY 2</b>	<b>BELMONT</b>	<b>5 P.M./7 P.M.</b>
May 10-12	OVC Tournament	TBA
May 17-20	NCAA Regionals	TBA

**GO SOUTHEAST.COM**  
(573) 651-2113 or (866) SEMO-TIK



Home games in **BOLD**

\* Conference Game

Home games at the Southeast Softball Complex

All times central and subject to change