



2011 Baseball





LOCATION

Cape Girardeau, MO
On the Mississippi River

ENROLLMENT

10,859

STUDENT TO FACULTY RATIO

18 to 1

SMALL CLASSES

Average 25-30 Students

ELITE BUSINESS ACCREDITATION

Accredited by AACSB
International for all business programs including the MBA.

ACADEMIC PROGRAMS

Include business, education, science, technology, visual and performing arts and many health professions.

NUMBER OF ATHLETIC TEAMS

15 NCAA Division I Teams




Table of Contents

General Information

| | |
|-----------------------------|-------|
| Media Information | 2 |
| Support Staff | 3 |
| Capaha Park/Joe Uhls Locker | 4-5 |
| Strength & Conditioning | 6-7 |
| Sports Medicine | 8-9 |
| Success Center | 10-11 |
| Mission Statement | 12 |

2010 Preview

| | |
|---------|-------|
| Preview | 13-22 |
|---------|-------|

Coaching Staff

| | |
|----------------|-------|
| Mark Hogan | 24-25 |
| Chris Cafalone | 26 |
| Steve Bieser | 27 |
| Brett Kolons | 28 |
| Sean Stevenson | 28 |

2011 Redhawks

| | |
|-------------------------------|-------|
| Michael Adamson | 30-31 |
| Trent Wise | 32-33 |
| Ky Burgess | 34-35 |
| Brett Russell | 36-37 |
| Nick Harris | 38-39 |
| Logan Mahon | 40-41 |
| Josh Syberg | 42-43 |
| Jordan Underwood | 44-45 |
| Brad LaBruyere | 46-47 |
| Kirk Boeller | 48-49 |
| Nick Thomas | 50-51 |
| Jon Dicus | 52-53 |
| Jacob Went | 54-55 |
| Blake Slattery | 56-57 |
| Tim Rupp | 58-59 |
| Louie Haseltine | 60-61 |
| Corey Harness | 62-63 |
| Casey Jones | 64-65 |
| Kenton Parmley | 66-67 |
| Taylor Heon | 68-69 |
| Trenton Moses | 70-71 |
| Jesse Tierney | 72-73 |
| Brennan Malham | 74-75 |
| Kody Campbell | 76-77 |
| Shae Simmons | 78-79 |
| Ryan Prickett/Derek Gibson | 80-81 |
| Cole Bieser/Christian Hull | 82-83 |
| Dalton Hewitt/Andy Lennington | 84-85 |
| Michael Felling/Jason Blum | 86-87 |
| Jacob Ripp | 88 |

2010 Year In Review

| | |
|----------------------------|---------|
| Review | 90-91 |
| Records Broken | 92 |
| 2010 Results/Stats | 93-100 |
| Louisiana-Lafayette | 102 |
| Ball State | 102 |
| Central Arkansas | 102 |
| Troy | 103 |
| Arkansas-Little Rock | 103 |
| North Dakota | 103 |
| Missouri State | 104 |
| Wright State | 104 |
| Saint Louis | 104 |
| Morehead State | 105 |
| Mid-Continent | 105 |
| Eastern Kentucky | 105 |
| Arkansas State | 106 |
| Tennessee State | 106 |
| Southern Illinois | 106 |
| UT Martin | 107 |
| Jacksonville State | 107 |
| Murray State | 107 |
| Arkansas | 108 |
| Austin Peay | 108 |
| Eastern Illinois | 108 |
| OVC Tournament | 109 |
| Series History | 110-112 |
| Career Stats/vs. Opponents | 113-120 |

Records and History

| | |
|-----------------------------|---------|
| Season/Career Hitting | 122-123 |
| Season/Career Pitching | 124-125 |
| Miscellaneous Records | 126 |
| Year-by-Year Indiv. Records | 127-133 |
| Year-by-Year Team Pitch/Hit | 134-135 |
| Record vs. Opponents | 136 |
| Year-by-Year Results | 137-143 |
| All-Time Roster | 144-147 |
| All-Conference/Americans | 148 |
| Southeast in the Pros | 149 |
| Hall of Fame | 150 |

| | |
|-----------------|---------|
| This is the OVC | 152-156 |
|-----------------|---------|

This is Southeast

| | |
|-----------------|---------|
| Dobbins/Shaffer | 158-159 |
| Academics | 160-165 |

Virtual Guide Credits: This guide is a publication of the Southeast Missouri State University Sports Information department. Designed and edited by Bo Bunton with assistance from Jeff Honza, Patrick Clark and Southeast University Relations.

Photography by Patrick Clark, Bo Bunton, Pat Patterson, Mike Grace, Wayne McPherson and Dennis Hubbard.



Media Information

Southeast Missouri State Sports Information

Phone: (573) 651-2294 **Fax:** (573) 651-2810
Press Box: (573) 335-8895
Website: gosoutheast.com



**Jeff Honza,
Director**

Football, Men's Basketball,
Women's Tennis

Office: (573) 651-2933
 Cell: (618) 528-1145
 E-Mail: jhonza@semo.edu



**Patrick Clark,
Assistant Director**

Soccer, Women's Basketball,
Gymnastics, Softball,
Outdoor Track & Field

Office: (573) 651-2937
 Cell: (618) 593-7281
 E-Mail: paclark@semo.edu



**Bo Bunton,
Associate**

Volleyball, Indoor Track &
Field, Baseball
 Office: (573) 651-2294
 Cell: (314) 606-6312
 E-Mail: rbunton@semo.edu

Credentials

Credentials are required for entrance into the Capaha Field Press Box. To request season or single-game credentials, please contact Bo Bunton by phone at (573) 651-2294 or e-mail at rbunton@semo.edu.

Press Box Decorum

The Capaha Field Press Box is reserved for working media only. Seating is assigned by the Sports Information office. Professional conduct is expected at all times. Cheering or outward expression is inappropriate. Credentials must be worn at all times. Failure to abide by these policies can result in credentials being revoked.

Photographers

Photographers may shoot on either side of both dugouts at Capaha Field. Please be aware of foul balls and use caution when working in those areas.

Interview Requests

Please arrange all interviews of student-athletes and coaches through the sports information office. Requests can be made by calling Bo Bunton at (573) 651-2294. Bunton can also be reached via e-mail at rbunton@semo.edu.

Postgame Interviews

Anyone wishing to interview a Southeast student-athlete must notify Bo Bunton prior to the end of each game. Student-athletes will be available to the media near the Redhawks dugout on the third base side. Head coach Mark Hogan will address the media immediately following his postgame show on the Redhawks Radio Network.

Baseball E-Mail List

If you would like to be added to the Redhawks baseball e-mail list to receive breaking news about the team, please e-mail Bo Bunton. The official website, gosoutheast.com, is the best source for up-to-date information about the team.

Redhawks Radio Network

Erik Sean returns for his 11th year as the "Voice of the Redhawks." Sean is the Director of Sports Operations for Mississippi River Radio's eight radio stations in Cape Girardeau. He is a 11-time winner of the Missouri Broadcasters Association's Play-by-Play Award and three-time winner of the MBA's Sports Award. Jess Bolen will assist Sean on the Redhawks Radio Network this year.

Radio Network Affiliates

ESPN 1220 AM Cape Girardeau, Mo.
 KSIM 1440 AM Sikeston, Mo.
 KWOC 903 AM Poplar Bluff, Mo.
 KMAL 1470 AM Malden, Mo.

Visiting Radio

Visiting radio stations are required to make written requests at least one week in advance. The Redhawks Radio Network provides a courtesy telephone line for the official station of all opponents. Other stations will be charged a rights fee and must order telephone lines from the University Telephone Services by calling (573) 651-2575.

Wireless Internet

Capaha Field is equipped with wireless internet. Ask a member of the Southeast sports information staff for log-in information.

Statistical Services


Box scores and play-by-play accounts will be available in the press box immediately following each game. Notes, statistics, scorecards and other information will also be available to help with your coverage of Redhawks Baseball.



Support Staff



Cindy Gannon
Associate Director of
Athletics
Senior Women's Administrator




Frank M. Cuervo
Associate Director of
Athletics
External Affairs



Torry Rollins
Assistant Director of
Athletics
Finance



Brady Barke
Assistant Director of
Athletics
Compliance



Greg Brune
Director of Athletic
Development



Kent Phillips
Coordinator of Facilities
and Event Management



Sharon Burgard
Director of Academic
Services



Jeff Honza
Sports Information
Director



Joyce Penny
Ticket Manager
Student Accountant



Marcia Hendrix
Assistant Ticket Manager
Insurance



Jan Onderdonk
Senior Administrative
Assistant




Dr. James Champine
Faculty Athletics
Representative



Jeff Lee
Strength and
Conditioning Coach



Natalie Williams
Assistant Director of
Academic Services



Nate Saverino
Marketing Director




Rachel Blunt
Graduate Assistant
Compliance



Amanda Martin
Assistant Athletic Trainer



Alfred Castillo
Head Athletic Trainer



Geoff Wester
Graduate Assistant
Academic Services

Capaha Park

Capaha Field Facts

| | |
|-----------------------|----------------|
| Capacity | 2,000 |
| Dimensions | |
| Left Field | 335 |
| Left Center | 380 |
| Center Field | 400 |
| Right Center | 380 |
| Right Field | 335 |
| Height of Fence | 9' |
| Press Box Phone.. | (573) 335-8895 |

Capaha Field

Capaha Field is home to the Southeast Missouri State University Redhawks.

Located just two blocks west of the Southeast campus, Capaha Field is owned by the City of Cape Girardeau. In addition to the ball field, Capaha Park features a swimming pool, lake and picnic areas.

Many Southeast fans enjoy watching games from the hillsides along the first base side or beyond the left field wall.

Capaha Field has a natural grass surface and is considered to be one of the best playing fields in the Ohio Valley Conference.

Recent renovations include a state-of-the-art press box which was completed prior to the start of the 2006 season. The press box, which is equipped with wireless broadband internet access, television, a kitchen/lounge area and restroom, gives media members a great view behind home plate.

Capaha Field also serves as home to the Plaza Tire Capahas, the oldest amateur baseball team in America.

"Tiger" Joe Uhls Locker Room

Located inside Houck Field House on the Southeast Missouri State campus is the "Tiger" Joe Uhls Baseball Locker Room.

The newly renovated locker room provides Redhawks baseball players with the modern amenities commonly found in professional locker rooms. Most recently, hardwood floors were added in 2005.

The locker room features 35 professional-style lockers for players and coaches, restrooms, a shower area and ample storage space for equipment and uniforms. A state-of-the-art entertainment system also provides players the opportunity to view scouting and coaching video as well as watch television for leisure.

In addition, a study area with broadband internet capabilities is available for Redhawks student-athletes. Surrounding the locker room is a mural honoring the all-time greatest players and moments in Southeast Missouri State baseball history.



Capaha Field Pressbox



"Tiger" Joe Uhls Locker Room



Redhawk Locker



The 2011 Redhawks will be geared up in Nike apparel this season. Players will be fitted from head-to-toe in Nike uniforms, hats, helmets and spikes. Four different jerseys will also be worn; red, white, black and grey.



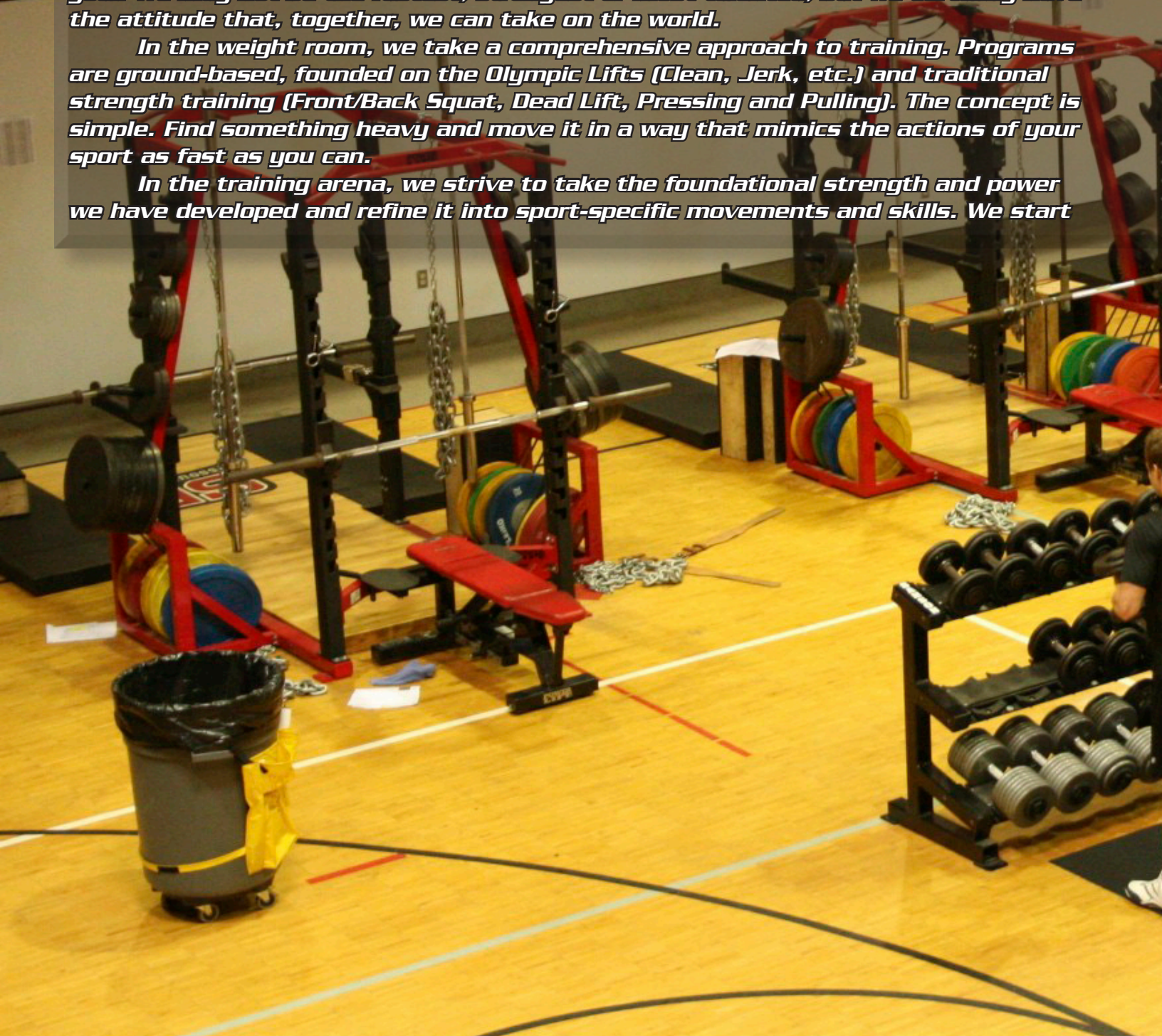
Strength and Conditioning

We are very proud of the tradition of excellence we are building here at Southeast Missouri State University and demand a lot from our student-athletes.

Honesty, integrity, unrelenting effort and attention to detail are the pillars of our training program. Simply put, our goal is to outwork every opponent we go up against, and learn to rely on one another to achieve a common goal. We may not be the fastest, strongest or most talented, but we certainly have the attitude that, together, we can take on the world.

In the weight room, we take a comprehensive approach to training. Programs are ground-based, founded on the Olympic Lifts (Clean, Jerk, etc.) and traditional strength training (Front/Back Squat, Dead Lift, Pressing and Pulling). The concept is simple. Find something heavy and move it in a way that mimics the actions of your sport as fast as you can.

In the training arena, we strive to take the foundational strength and power we have developed and refine it into sport-specific movements and skills. We start





by emphasizing correct motor skill and muscle recruitment patterns in order to maximize athletic potential and minimize the risk of injury. We drill tirelessly on proper movement patterns so that agility and change of direction are razor sharp.

We spend a great deal of time on both explosive movements and body control to develop first step quickness, acceleration/deceleration, balance and coordination. Lastly, we condition our minds and bodies in a way that mimics game simulation.

It is our hope that through the countless lessons learned in sport and competition, we are helping to develop the leaders of tomorrow.





Sports Medicine

Prevention. Treatment. Rehabilitation. Education. Those are the four primary phases of athletic training, and the Southeast Missouri State University Athletic Training staff strives to fulfill all of those areas when working with the student-athletes on a daily basis.

Southeast student-athletes are offered the best care possible by the Athletic Training staff. Head Athletic Trainer, Alfred Castillo, directs the Sports Medicine department which includes four full-time athletic trainers, six graduate assistants and several student assistants. The staff serves student-athletes around-the-clock at numerous facilities on campus.

The Athletic Trainers begin treatments and rehabilitation starting as early as 6:00 a.m., and are available until the last student-athlete is through. There are currently four athletic training facilities on campus. The staff treats out of Rosengarten Athletic Complex, where the primary athletic training room is located. There are two other satellite athletic training rooms, including one at Houck Field House and one at the Show Me Center.

The Southeast Athletic Training rooms are equipped with stationary bikes, hand weights, therapeutic modalities, and the latest physical therapy equipment. Each component is strategically designed to not only give the student-athlete the best care, but also to aid in returning to competition as quickly as possible.

Southeast Athletic Training has strong working relationships with local physicians and the two hospitals located within Cape Girardeau. It is from these hospitals that the Athletic Training department is assisted by four orthopedic physicians.





The Southeast Athletic Training program prides and commits itself to providing the best comprehensive, personalized and efficient health care to its student-athletes. Delivery of healthcare focuses on the prevention and management of athletic-related injuries or illnesses, while adhering to the National Athletic Trainers' Board of Certification Standards of Professional Practice. Our high quality of athletic healthcare is provided in combination with the education of athletic training students.





Success Center

The Redhawks Success Center offers Southeast Missouri State student-athletes a place to study and develop as students and campus leaders.

The Redhawks Success Center is located in Student Recreation Center, just south of Houck Stadium. The facility offers a computer lab with 18 computer work terminals, study areas and rooms for group meetings.

The area is under the guidance of Cindy Gannon, Associate Director of Athletics, with assistance from Director of Academic Services Sharon Burgard and Natalie Williams, and two graduate assistants - Geoff Wester and Israel Kirk.

The beautiful facility has enhanced the outstanding work in the classroom already enjoyed by Southeast student-athletes. During the 2010 fall semester, the Southeast athletic programs combined for a 3.046 grade point average. 13 of the 15 programs recorded a team GPA of 3.0 or better. In all, 175 students earned a 3.0 or better, while 42 students had perfect a perfect 4.0.

The baseball team finished with a 3.276 GPA and 28 out of 35 players finish with a 3.0 or better. Cole Bieser, Jason Blum, Kody Campbell, Brennan Malham and Brett Russell all finished with unblemished averages in the classroom.

Tutors are available for all student-athletes as needed. In addition, both attendance and academic progress are monitored through regular checks with faculty.





A special course is required for all first time student-athletes at Southeast. The course, which offers three credit hours, is part of a comprehensive program developed to address study skills and life skills topics and thus, enhance retention and academic success for student-athletes.



Entering student-athletes are evaluated for academic preparedness and assigned to appropriate categories. Student-athletes can also receive individualized academic programs which includes meeting with a mentor at least bi-weekly to discuss academic progress.

The Success Center staff also works to get athletes involved in campus and community projects. This is done to provide a support structure and greater opportunity for academic success for student-athletes. Through the NCAA's CHAMPS/Life Skills Program the Success Center gives student-athletes personal and professional skills in order to facilitate successful and productive futures.





Mission Statement



Department of Athletics Mission Statement

The Southeast Missouri State University Department of Athletics recognizes the University's responsibility for the advancement and transmission of knowledge and the preparation of leaders in all segments of society.

The Department of Athletics supports the educational objectives, academic progress and general welfare of student-athletes.

It offers assistance and encouragement for student-athletes to maintain appropriate academic progress and to achieve their individual educational goals.

It provides an atmosphere which supports equitable opportunity for all students and staff, including women and minorities. The Department of Athletics offers student-athletes opportunities to excel in their particular sport, while embracing the NCAA's principles of sportsmanship and ethical conduct.





2011 PREVIEW

GOSOUTHEAST.COM



2011 Preview

If there is one word to describe the 2011 team, it would be experienced. Head Coach Mark Hogan returns 26 players from a squad that broke three individual and six team hitting records. The most explosive offensive team in the history of Southeast Missouri baseball returns nine of the ten positions.

The Redhawks were forced to flip the lineup upside-down after losing four starters for the season to injuries. That meant new players had to step in and fill the void.

When **Trenton Moses** had his season end because of an injury, **Casey Jones** turned in one of the best batting averages in the entire country, hitting .398. When **Nick Harris** hurt his arm warming up, **Blake Slattery** stepped in and hit .311 while earning a team-high 13 stolen bases. When **Taylor Heon** ended his season to an injury, **Tim Rupp** teamed-up with **Kenton Parmley** to turn 51 double plays, becoming one of the most stable middle infield tandems in the conference. Rupp hit .344 with 15 doubles, added eight stolen bases, and committed only nine errors in 218 chances for a fielding percentage of .959. When **Josh Syberg** was forced to miss the entire season before the season started, **Jordan Underwood** gave the Redhawks 72.1 solid innings on the mound, making 15 starts and compiling a 4.11 earned run average.

Coach Hogan, who begins his 17th season at the helm of the

program, is confident to use several lineups come this spring. "I am not afraid to play anyone on any given day," said Hogan. "Job security is not a given because of our guys who stepped up last season. The best competition is the one from your own team."

Southeast Missouri is attempting to make the Ohio Valley Conference Tournament for the 17th consecutive season. The Redhawks are also attempting to become the third team in school history to win the OVC Tournament title, and just the second team to win the OVC regular season title.

"On paper, we stack up really well, but that has to translate onto the field," stated Hogan."

Breaking down the 2011 roster, the Redhawks have 15 pitchers, 14 infielders and six out fielders. Hogan added four pitchers, three infielders and one out fielder during the offseason.

Around the Horn

Pitching

During the offseason, Hogan hired former Redhawk and major leaguer Steve Bieser to the coaching staff. Bieser graduated from Southeast in 1989 and played two seasons in the major leagues. He will take over the pitching staff this spring.

After Kyle Guimeny graduated, the Redhawks will need to replace

many victories. He was 8-1 and 5-0 in the OVC.

"As a group, we have a lot of quality starters," said Hogan. "Our biggest task will be early in the season when we put guys in game situations."

Jordan Underwood (Edmond, Okla./Seminole State JC) will move from the number two pitcher in 2010, to the ace of the staff this season. He started in 15 games in 2010, compiling a 4.11 earned run average and a 6-5 record in 72.1 innings of work. Underwood is one of the unique stories in all of baseball. After losing his left eye on a line drive up the middle in April of 2009, Underwood was back on the mound for Southeast in the fall of that same year. He threw all odds out the window and turned in a very impressive season for the Redhawks. He walked only 39 batters, while striking out 56.

Senior **Brad LaBruyere** (Cape Girardeau, Mo./Cape Central) will be the number two starting pitcher. He pitched in only 14.1 innings last season, striking out 11 batters and compiling an 11.30 ERA in 12 appearances. He had a very strong summer season for the Plaza Tire Capahas.

Jon Dicus (Rochelle, Ill./Kankakee CC) is the number three starter. He appeared in 18 games last spring, throwing 30.0 innings and striking out 21 batters.

Logan Mahon (St. Elmo, Ill./Kaskaskia CC) will round out the starting rotation. He threw in 60.0



2011 Preview



Shae Simmons

innings, held opponents to a .283 batting average and struck out 57 batters in 14 starts. He compiled a 6.45 earned run average while posting a 2-3 record.

Kirk Boeller (Cape Girardeau, Mo. /Notre Dame) will be the first out of the bullpen for the Redhawks. He started strong for Southeast last season, earning a 4.15 ERA and striking out 12 batters in 17.2 innings of work.

Shae Simmons (Scott City, Mo. /Scott City) will close games for the second straight season. As a true freshman, he earned Ping!Baseball Freshman All-American 3rd Team honors, Louisville Slugger Freshman All-American Team and OVC Freshman of the Year honors. He had a 3.20 earned run average in 25 appearances, throwing 39.1 in-

nings. He struck out 43 batters and held opponents to a minimal .173 batting average.

The Redhawks have plenty of depth on the mound this season, as **Nick Thomas** (Plano, Texas / McLennan CC), **Trent Wise** (Bentonville, Ark. /Crowder CC), **Jacob Wente** (Steeleville, Ill. / Rend Lake CC), and **Corey Harness** (Spring, Texas /Klein Collins) all saw action last spring.

"We have a lot of experience on the mound this year that should keep us in the hunt in the OVC Championships," stated Hogan.

Coach Bieser will work with four newcomers this spring, all left-handed throwers. **Michael Felling** (Kirkwood, Mo. /Kirkwood) and **Christian Hull** (O'Fallon, Mo. / Ft. Zumwalt West) begin their careers this spring. **Ryan Prickett** (Owasso, Okla. /Ft. Scott CC) joins the Redhawks after spending two seasons at Fort Scott CC.

Catching

Ky Burgess (Broken Arrow, Okla. /Seminole State JC), **Jesse Tierney** (St. Louis, Mo. /Vianney) and **Casey Jones** (St. Louis, Mo. / Forest Park CC) all battle for the starting spot this spring.

"All three are pushing each other for that role, and freshman Dalton Hewitt is a talented young player as well," said Hogan.

Tierney played in 21 games behind the plate, while Burgess played most of his games at first

base. Jones was the starting third baseman when Moses was hurt. Tierney hit .308 with 20 hits in 65 at-bats last season, while Burgess hit .295, with 26 hits in 88 at-bats. Tierney was solid defensively, not making an error in 85 chances.

First Base

"First base is another log-jam with Russell and Campbell," said Hogan.

Brett Russell (Mt. Morris, Ill. / Kankakee CC) played in 23 games at first base last spring, hitting .323 in 133 at-bats. He had six home runs, and drove in 29 runs and also hit two triples.

Kody Campbell (Oran, Mo. / Oran) started 33 games at first base for Southeast Missouri in 2010. He hit .295, with 31 hits in 105 at-bats. He drove in 19 runs and hit seven doubles, while making only seven errors in 239 chances.

Hogan said that Jones commands respect to play first as well. He played in four games at first last season.

Second Base

A great battle to start at second base will come down to the final week of pre-season, as **Tim Rupp** (Florissant, Mo. /Forest Park CC) and **Taylor Heon** (Pacifica, Calif. / Skyline CC) work to make the opening day line-up.

Heon had seven hits in 19 at-bats for a batting average of .368 before



2011 Preview

an injury ended his season just six games into 2010. Rupp came in and started the remaining 50 games, hitting .344 with 65 hits in 189 at-bats. He had 15 doubles, three home runs and drove in 36 runs, while batting eighth in the line-up.

Derek Gibson (Bonne Terre, Mo./North County) joins the team after competing on the football team. He will add depth in the infield.

Third Base

Trenton Moses (Advance, Mo. / Advance) is completely recovered from his injury that ended his 2010 campaign just four games into the season. A local product, he played nearly every game since stepping onto the field as a freshman.

Casey Jones (St. Louis, Mo. / Forest Park CC) not only filled-in for the injured Moses last season, he turned in one of the best offensive seasons in the Ohio Valley Conference during 2010. Jones hit over .400 until the last week of the season, ending with a .398 batting average, ripping 82



Kenton Parmley

hits in 206 at-bats. He drove in a team-high 66 runs while hitting 15 doubles and 10 round trippers.

Shortstop

Kenton Parmley (Goreville, Ill./Goreville) has been a staple at shortstop since day 1. In two seasons, Parmley has started in every game but one. Last season he hit .380, with 90 hits in 237 at-bats. He drove in 42 runs while putting 11 balls out of the park. He

was named 2nd Team All-OVC. He and Adamson tried one-upping each other, as the two battled for school records. Parmley and Adamson each hold the school record with 237 at-bats in a season, while Parmley broke the 13-year old school record for runs scored by scoring 67 runs. Parmley and Adamson both broke Kerry Robinson's 15-year old school record for hits in a season when Kenton had 90 hits and Adamson topped him with 92 hits.

"Parmley is everything you want in a shortstop," said Hogan. "He plays solid defense, has great instincts, and his offense just speaks for itself."

"Rupp is also a quality shortstop and I would not sell him short," continued Hogan.

Jason Blum (Ste. Genevieve, Mo./Valle Catholic) and **Andy Lennington** (Franklin, Tenn./Brentwood Academy) add depth at shortstop and can also play second base. Blum hit .561 as a senior and garnered first team All-State honors, repeating the honors after hitting .474 as a junior. Lennington was a part of three Tennessee State Championships during his prep years and hit over .340 during those three seasons. He also hit ten home runs in three years.

Left field

Michael Adamson (Freeburg, Ill./John A. Logan CC) started 55 games in the two-hole last season, leading the Redhawks to one of



Michael Adamson



2011 Preview

the best offensive seasons in school history. Adamson had a school record 92 hits in a school record 237 at-bats in 2010 for an average of .388. He hit 23 doubles, leading the Redhawks to a team record 134 doubles. He also had a team-high three triples and had six home runs. He scored 63 runs, which followed Parmley's school record 67 runs scored, but the two helped Southeast score a school record 452 runs as a team, breaking the previous record of 397 set in 2000.

"Michael is our most consistent hitter," stated Hogan of his 2nd Team All-OVC left fielder. "His senior leadership will help us win some games."

Center field

Blake Slattery (Cape Girardeau, Mo./Cape Central) played in 53 games after Nick Harris became injured. Slattery burst onto the



Louie Haseltine

scene, hitting .311, with 61 hits in 196 at-bats. He had nine doubles, two triples, six home runs and drove in 41 runs. He stole a team-high 13 bases.

"Blake's performance was not a surprise to us," said Hogan.

"We expected that from him. He brings a lot of speed and some good power to the table."

Nick Harris (Alabaster, Ala./Thompson) started in one game before injuring his arm in warm-ups. In three seasons, Harris has hit 24 home runs and has stolen 36 bases.

"Harris is a good candidate to play center," said Hogan.

Right field

Louie Haseltine (St. Louis, Mo./De Smet) will anchor right field this coming spring. He had 51 hits in 212 at-bats for a batting average of .325. He led the team with 17 home runs and has put himself into the career top 10 list for home runs with 28 round trippers in just two seasons. He had 56 RBI and scored 51 runs during 2010. Haseltine was named 2nd Team All-OVC.

Brennan Malham (Auburn, Ill./Lincoln Land CC) and **Cole Bieser** (Ste. Genevieve, Mo./Valle Catholic) are both players that could see time in the corner outfield spot. **Jacob Ripp** (Wildwood, Mo./Lafayette) is another candidate for an outfield spot.

Designated Hitter

"This is a very interesting position for us," said Hogan. "Our prototype designated hitter would be either Jones or Campbell. It will be a game time decision. Bieser and Malham definitely factor into the decision making as well."

Burgess and Russell split the most time at the DH spot.

2011 Schedule

The Redhawks will open up the 2011 season at Louisiana-Lafayette on February 18.

"Our early trips are designated to get our guys acclimated to the competition," said Hogan.

"Louisiana-Lafayette is a very storied program and good test for our club."

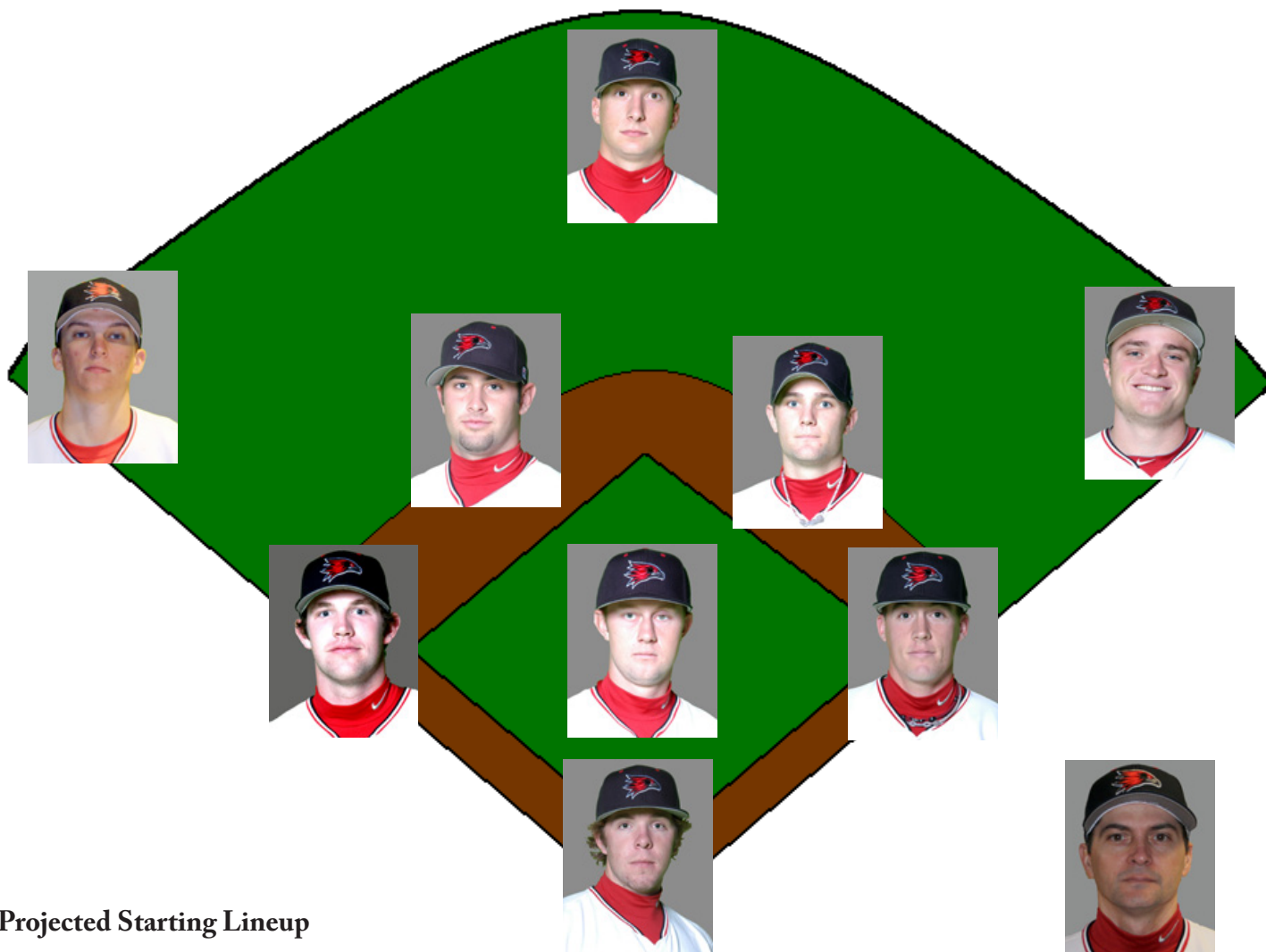
The Redhawks travel to Southeastern Conference member Arkansas late in the season on May 3-4.

"Arkansas is a good fit for both teams because of how it prepares both teams for conference play," continued Hogan. "Not only do we see top notch competition, but a top notch venue."

After earning three first places votes, the Redhawks were predicted to finish second in the pre-season ballot, behind the Jacksonville State Gamecocks. The Redhawks host the Gamecocks April 22-23 in what has been tabbed as the "series of the year" in the Ohio Valley Conference. Southeast swept the 'cocks last season in Jacksonville.



2011 Projected Starting Lineup



Projected Starting Lineup

P-Jordan Underwood

C-Jesse Tierney

1B- Brett Russell

2B-Tim Rupp

3B-Trenton Moses

SS-Kenton Parmley

LF-Michael Adamson

CF-Blake Slattery

RF-Louie Haseltine

DH-Casey Jones



2011 Roster

| # | Name | Ht/Wt | Pos | B/T | Yr | Hometown-Last School | # | Name |
|----|---|----------|---------|-----|------|---|----|------------------|
| 1 | Michael Adamson | 5-11/200 | LF | R/L | Sr | Freeburg, Ill. - John A. Logan CC | 1 | Michael Adamson |
| 2 | Trent Wise | 5-11/195 | RHP | R/R | Sr | Bentonville, Ark. - Crowder CC | 7 | Cole Bieser |
| 3 | Ky Burgess | 6-2/219 | C | R/R | Sr | Broken Arrow, Okla. - Seminole State JC | 23 | Jason Blum |
| 4 | Kenton Parmley | 6-1/210 | SS | R/R | Jr | Goreville, Ill. - Goreville | 19 | Kirk Boeller |
| 5 | Taylor Heon | 5-8/175 | INF | R/R | R-Jr | Pacifica, Calif. - Skyline CC | 3 | Ky Burgess |
| 6 | Brett Russell | 5-10/194 | 1B | L/L | Sr | Mt. Morris, Ill. - Kankakee CC | 20 | Kody Campbell |
| 7 | Cole Bieser | 5-11/185 | OF | S/R | R-Fr | Ste. Genevieve, Mo. - Valle Catholic | 26 | Jon Dicus |
| 8 | Nick Harris | 6-0/180 | 3B/OF | R/R | R-Sr | Alabaster, Ala. - Thompson | 22 | Michael Felling |
| 9 | Trenton Moses | 6-3/228 | 3B | R/R | R-Jr | Advance, Mo. - Advance | 38 | Derek Gibson |
| 10 | Logan Mahon | 6-2/194 | LHP | L/L | Sr | St. Elmo, Ill. - Kaskaskia CC | 36 | Corey Harness |
| 11 | Jesse Tierney | 6-0/181 | C | L/R | Jr | St. Louis, Mo. - St. John Vianney | 8 | Nick Harris |
| 12 | Brennan Malham | 5-11/210 | INF | R/R | R-Jr | Auburn, Ill. - Lincoln Land CC | 33 | Louie Haseltine |
| 13 | Josh Syberg | 5-11/170 | LHP | L/L | R-Sr | St. Louis, Mo. - St. John Vianney | 5 | Taylor Heon |
| 14 | Christian Hull | 6-1/189 | LHP | L/L | Fr | O'Fallon, Mo. - Ft. Zumwalt West | 15 | Dalton Hewitt |
| 15 | Dalton Hewitt | 5-10/186 | C/OF | R/R | Fr | Ballwin, Mo. - Vianney | 14 | Christian Hull |
| 16 | Andy Lennington | 6-0/181 | SS/P | R/R | Fr | Franklin, Tenn. - Brentwood Academy | 37 | Casey Jones |
| 17 | Jordan Underwood | 6-1/186 | LHP | L/L | Sr | Edmond, Okla. - Seminole State JC | 18 | Brad LaBruyere |
| 18 | Brad LaBruyere | 5-11/188 | RHP | R/R | Sr | Cape Girardeau, Mo. - Cape Central | 16 | Andy Lennington |
| 19 | Kirk Boeller | 6-1/171 | RHP | R/R | Sr | Cape Girardeau, Mo. - Notre Dame | 10 | Logan Mahon |
| 20 | Kody Campbell | 6-4/232 | 1B | L/R | Jr | Oran, Mo. - Oran | 12 | Brennan Malham |
| 21 | Shae Simmons | 5-11/176 | RHP | R/R | So | Scott City, Mo. - Scott City | 9 | Trenton Moses |
| 22 | Michael Felling | 6-4/170 | LHP | L/L | Fr | Kirkwood, Mo. - Kirkwood | 4 | Kenton Parmley |
| 23 | Jason Blum | 5-10/175 | SS/2B | R/R | Fr | Ste. Genevieve, Mo. - Valle Catholic | 30 | Ryan Prickett |
| 24 | Nick Thomas | 6-1/220 | RHP/INF | R/R | Sr | Plano, Texas - McLennan CC | 39 | Jacob Ripp |
| 26 | Jon Dicus | 6-0/186 | RHP | R/R | Sr | Rochelle, Ill. - Kankakee CC | 32 | Tim Rupp |
| 27 | Jacob Went | 6-3/185 | RHP | R/R | Sr | Steeleville, Ill. - Rend Lake CC | 6 | Brett Russell |
| 28 | Blake Slattery | 6-3/220 | CF | R/R | Sr | Cape Girardeau, Mo. - Cape Central | 21 | Shae Simmons |
| 30 | Ryan Prickett | 5-11/167 | LHP | L/L | Jr | Owasso, Okla. - Ft. Scott CC | 28 | Blake Slattery |
| 32 | Tim Rupp | 6-0/176 | 2B | R/R | Sr | Florissant, Mo. - Forest Park CC | 13 | Josh Syberg |
| 33 | Louie Haseltine | 6-1/215 | RF | R/L | R-Sr | St. Louis, Mo. - De Smet Jesuit | 24 | Nick Thomas |
| 36 | Corey Harness | 5-11/178 | RHP | R/R | R-Sr | Spring, Texas - Klein Collins | 11 | Jesse Tierney |
| 37 | Casey Jones | 6-1/216 | C/3B | R/R | Sr | St. Louis, Mo. - Forest Park CC | 17 | Jordan Underwood |
| 38 | Derek Gibson | 6-3/210 | INF | R/R | R-Fr | Bonne Terre, Mo. - North County | 27 | Jacob Went |
| 39 | Jacob Ripp | 6-2/190 | OF | R/R | Fr | Wildwood, Mo. - Lafayette | 2 | Trent Wise |
| 29 | Mark Hogan (17th Season, Southeast Missouri State, 1977) | | | | | | | |
| 34 | Chris Cafalone (Fifth Season, Hardin-Simmons, 1992) | | | | | | | |
| 25 | Steve Bieser (First Season, Southeast Missouri State, 1989) | | | | | | | |
| 31 | Brett Kolons (First Season, Southeast Missouri State, 2011) | | | | | | | |

Pronunciation Guide

| | | | |
|----------------|---------------|-----------------|------------|
| Ky Burgess | Bur-JISS | Kirk Boeller | BELL-er |
| Taylor Heon | HEE-on | Jon Dicus | DYE-cus |
| Cole Bieser | BEE-zurr | Jacob Went | WHEN-tee |
| Logan Mahon | MAH-hAHn | Louie Haseltine | hazel-TEEN |
| Brennan Malham | m-AL-UM | Chris Cafalone | caf-UH-lon |
| Brad LaBruyere | LAH-bruh-YAIR | Jason Blum | Bloom |



2011 Radio/TV Roster

1 Michael
Adamson

6-0176 • 2B/SS
RR • Sr.

Freeburg, Ill.
John A. Logan CC

2 Trent
Wise

6-0176 • 2B/SS
RR • Sr.

Bentonville, Ark.
Crowder CC

3 Ky
Burgess

6-0176 • 2B/SS
RR • Sr.

Broken Arrow, Okla.
Seminole State JC

4 Kenton
Pamley

6-0176 • 2B/SS
RR • Sr.

Goreville, Ill.
Goreville

5 Taylor
Heon

5-8175 • INF
R.R • R-Jr.

Pacifica, Calif.
Skyline CC

6 Brett
Russell

5-10194 • 1B
LL • Sr.

Mt. Morris, Ill.
Kankakee CC

7 Cole
Bleser

5-11185 • OF
SR • R-Fr.

Ste. Genevieve, Mo.
Valle Catholic

8 Nick
Harris

6-0180 • 3B/OF
RR • R-Sr.

Alabaster, Ala.
Thompson

9 Trenton
Moses

6-31228 • 3B
RR • R-Jr.

Advance, Mo.
Advance

10 Logan
Mahon

6-2194 • LHP
LL • Sr.

St. Elmo, Ill.
Kaskaskia CC

11 Jesse
Tierney

6-0181 • C
LR • Jr.

St. Louis, Mo.
Vianney

12 Brennan
Malham

5-11210 • INF
RR • R-Jr.

Auburn, Ill.
Lincoln Land CC

13 Josh
Syberg

5-11170 • LHP
LL • R-Sr.

St. Louis, Mo.
Vianney

14 Christian
Hull

6-1189 • LHP
LL • Fr.

O'Fallon, Mo.
Ft. Zumwalt West

15 Dalton
Hewitt

5-10186 • C/OF
RR • Fr.

Ballwin, Mo.
Vianney

16 Andy
Lennington

6-0181 • SS/P
RR • Fr.

Franklin, Tenn.
Brentwood Academy

17 Jordan
Underwood

6-1186 • LHP
LL • Sr.

Edmond, Okla.
Seminole State JC

18 Brad
LaBruyere

5-1188 • RHP
RR • RHP

Cape Girardeau, Mo.
Cape Central

19 Kirk
Boeller

6-1171 • RHP
RR • Sr.

Cape Girardeau, Mo.
Cape Notre Dame

20 Kody
Campbell

6-4232 • 1B
LR • Jr.

Oran, Mo.
Oran

21 Shae
Simmons

5-11176 • RHP
RR • So.

Scott City, Mo.
Scott City

22 Michael
Felling

6-4170 • LHP
LL • Fr.

Kirkwood, Mo.
Kirkwood

23 Jason
Blum

5-10175 • SS/2B
RR • Fr.

Ste. Genevieve, Mo.
Valle Catholic

24 Nick
Thomas

6-1220 • RHP/INF
RR • Sr.

Plano, Texas
McLennan CC

25 Jon
Dicus

6-0186 • RHP
RR • Sr.

Rochelle, Ill.
Kankakee CC

27 Jacob
Wente

6-3185 • RHP
RR • Sr.

Steeleville, Ill.
Rend Lake CC

28 Blake
Slattery

6-3220 • OF
RR • Sr.

Cape Girardeau, Mo.
Cape Central

30 Ryan
Prickett

5-11167 • LHP
LL • Jr.

Owasso, Okla.
Ft. Scott CC

32 Tim
Rupp

6-0176 • 2B
RR • Sr.

Florissant, Mo.
Forest Park CC

33 Louie
Haseltine

6-1215 • RF
R/L • R-Sr.

St. Louis, Mo.
De Smet Jesuit

36 Corey
Harness

5-10178 • RHP
RR • R-Sr.

Spring, Texas
Klein Collins

37 Casey
Jones

6-1216 • 3B/C
RR • Sr.

St. Louis, Mo.
Forest Park CC

38 Derek
Gibson

6-3210 • INF
RR • R-Fr.

Bonne Terre, Mo.
North County

39 Jacob
Ripp

6-0176 • 2B/SS
RR • Sr.

Wildwood, Mo.
Lafayette

29 Mark Hogan

Head Coach
17th Season

34 Chris
Cafalone

Assistant Coach
Fifth Season

25 Steve
Bleser

Assistant Coach
First Season

31 Brett
Kolons

Volunteer Coach
First Season





2011 Schedule

| Sunday | Monday | Tuesday | Wednesday | Thursday | Friday | Saturday |
|---|-----------|---|---|---|---|---|
| | | | | | FEBRUARY 18 @ Louisiana-Lafayette 6 p.m., CT | 19 @ Louisiana-Lafayette 2 p.m., CT |
| 20 @ Louisiana-Lafayette 1 p.m., CT | 21 | 22 Harris-Stowe 4 p.m., CT | 23 | 24 | 25 Ball State 3 p.m., CT | 26 Ball State 1 p.m., CT |
| 27 Ball State 1 p.m., CT | 28 | MARCH 1 Central Arkansas 2 p.m., CT | 2 Central Arkansas 2 p.m., CT | 3 | 4 @ Troy University 6 p.m., CT | 5 @ Troy University 6 p.m., CT |
| 6 @ Troy University 1 p.m., CT | 7 | 8 @ Arkansas-Little Rock 3 p.m., CT | 9 @ Arkansas-Little Rock 3 p.m., CT | 10 | 11 North Dakota 1 p.m., CT | 12 Ball State Noon, CT |
| 13 Ball State Noon, CT | 14 | 15 @ Missouri State 6:30 p.m., CT | 16 @ Missouri State 3 p.m., CT | 17 | 18 Wright State 1 p.m., CT | 19 Wright State 1 p.m., CT |
| 20 Wright State Noon, CT | 21 | 22 Saint Louis 5 p.m., CT | 23 | 24 | 25 | 26 Morehead State* (DH) 1 p.m., CT |
| 27 Morehead State* 1 p.m., CT | 28 | 29 Mid-Continent 5 p.m., CT | 30 | 31 | APRIL 1 | 2 @ Eastern Kentucky* (DH) Noon., CT |
| 3 @ Eastern Kentucky* Noon., CT | 4 | 5 @ Arkansas State 6:30 p.m., CT | 6 | 7 | 8 | 9 @ Tennessee Tech* (DH) 1 p.m., CT |
| 10 @ Tennessee Tech* 1 p.m., CT | 11 | 12 @ Southern Illinois 3 p.m., CT | 13 @ Saint Louis 3 p.m., CT | 14 | 15 | 16 Tennessee-Martin* (DH) 1 p.m., CT |
| 17 Tennessee-Martin* 1 p.m., CT | 18 | 19 Arkansas State 5 p.m., CT | 20 | 21 | 22 Jacksonville State* (DH) 1 p.m., CT | 23 Jacksonville State* 1 p.m., CT |
| 24 | 25 | 26 Southern Illinois 5 p.m., CT | 27 | 28 | 29 | 30 @ Murray State* (DH) 1 p.m., CT |
| MAY 1 @ Murray State* 1 p.m., CT | 2 | 3 @ Arkansas 6:35 p.m., CT | 4 @ Arkansas 2:35 p.m., CT | 5 | 6 | 7 |
| 8 | 9 | 10 | 11 | 12 | 13 | 14 @ Austin Peay* (DH) 1 p.m., CT |
| 15 @ Austin Peay* 1 p.m., CT | 16 | 17 | 18 | 19 | 20 Eastern Illinois* (DH) 1 p.m., CT | 21 Eastern Illinois* 1 p.m., CT |
| | 23 | | 25 BASEBALL OVC Tourney Jackson, Tenn. | 26 BASEBALL OVC Tourney Jackson, Tenn. | 27 BASEBALL OVC Tourney Jackson, Tenn. | 28 BASEBALL OVC Tourney Jackson, Tenn. |
| 29 BASEBALL OVC Tourney Jackson, Tenn. | 30 | * - Denotes Ohio Valley Conference Game Red Indicates Home Game (Played at Capaha Field) | | | | |

GoSoutheast.com



2011 Travel Arrangements

LOUISIANA- LAFAYETTE SERIES

FEBRUARY 18-20

Micro-Tel Inn & Suites
2280 Rees Street Ext
Breaux Bridge, LA 70517
Phone: (337) 332-0432



TROY SERIES

MARCH 4-6

Courtyard by Marriot
115 Troy Plaza Loop
Troy, AL
Phone: (334) 566-0540



ARKANSAS- LITTLE ROCK SERIES

MARCH 8-9

LaQuinta Conf. Center
617 Broadway St
Little Rock, AR
Phone: (501) 374-9000



MISSOURI STATE SERIES

MARCH 15-16

University Plaza
333 S John Q Hammons Pkwy
Springfield, MO
Phone: (417) 864-7333



EASTERN KENTUCKY SERIES

April 2-3

Comfort Suites
2007 Colby Taylor Dr
Richmond, KY
Phone: (859) 624-0770



TENNESSEE TECH SERIES

April 9-10

Country Inn & Suites
1131 S Jefferson Ave
Cookeville, TN
Phone: (931) 520-3800



MURRAY STATE SERIES

April 30- May 1

Days Inn
517 S 12th St
Murray, TN
Phone: (270) 753-6706



ARKANSAS SERIES

May 3-4

Clarion Inn
1255 S Shiloh Dr
Fayetteville, AR
Phone: (479) 521-1166



AUSTIN PEAY SERIES

May 14-15

Riverview Inn
50 College St
Clarksville, TN
Phone: (931) 552-3331





COACHING STAFF

GOSOUTHEAST.COM



MARK HOGAN

HEAD COACH

17TH SEASON

SOUTHEAST MISSOURI, 1977

Mark Hogan is the winningest coach in Southeast Missouri State University baseball history.

Hogan became the program's fourth head coach in 1995, and has since compiled a 469-398-1 record in 16 seasons as the Redhawks skipper.

A native of Cape Girardeau, Hogan enters his 17th year with a total of 864 wins between the NCAA Division I, NCAA Division II and NJCAA Division I ranks.

Southeast has become one of the elite teams in the Ohio Valley Conference under Hogan's watch. Not only have the Redhawks made the OVC Tournament 16-straight years, but they racked up 222 conference victories, one regular-season title (2002) and two OVC Tournament championships (1998, 2002) along the way. Southeast also played in the OVC Tournament title game seven times and made two NCAA Regional appearances. Hogan's clubs have earned 15 or more league wins in eight of his 16 seasons.

Hogan has achieved many milestones throughout his illustrious coaching career. He earned his 850th career victory with a win against Central Arkansas, 13-11, on April 28, 2010. He recorded his 800th victory with an 8-4 win at then-No. 16 Alabama on Feb. 22, 2009. In 2008, Hogan became the first head coach in Southeast baseball history to win 400 games. A year before that, he became the Redhawks all-time winningest coach, surpassing the legendary Joe Uhls. Hogan, who has 29 years of head coaching experience, also became the first in school history to win 30 games in a season, a feat he has accomplished on eight occasions.

In 2002, Hogan led Southeast to a school-record 37 wins and was named the OVC's Coach-of-the-Year.

The Redhawks have enjoyed unprecedented success both on and off the field with Hogan as their coach.

In fact, 12 of his players have earned either OVC Rookie, Player or Pitcher-of-the-Year honors. Hogan has had 39 players be named to the All-OVC First Team, 31 All-OVC Second Team players and six players named to the All-Freshman Team under his tutelage. Hogan has also coached 13 All-Americans, with the most current being catcher Jim Klocke and relief pitcher Shae Simmons. Klocke became Southeast's first draft pick since 2003 when he was selected in the 31st round by the Philadelphia Phillies last June. Simmons was named to the 2010 Ping!Baseball Freshman All-American 3rd Team honors and Louisville Slugger Freshman All-American Team. He was also named Ohio Valley Conference Freshman of the Year and First Team All-OVC.

Academically, the Southeast baseball team recorded a 3.3 grade point average for the 2010 fall semester. In all, 24 players registered at least a 3.0 GPA and six earned a perfect 4.0 during that term. In addition, six Redhawks earned the OVC Medal of Honor, which goes to those student-athletes who achieve the highest GPA in a conference-sponsored sport.

Hogan has encouraged his players to get involved in the community, as well. After Hurricane Katrina hit in 2005, the baseball team organized a clothing drive to help benefit approximately 175 victims who relocated to Kennett, Mo. The Redhawks participated in the homecoming parade with pink bats and hats to promote "Pink Out Cape," to help



with the awareness of breast cancer.

As a player, Hogan transferred to Southeast Missouri State from Mineral Area College. He was a member of Southeast's 1976 baseball team which finished third at the NCAA Division II College World Series. The 1976 squad later became the first baseball team to be inducted into the Southeast Missouri State Athletics Hall of Fame in 2006.

He graduated with a Bachelor of Science degree from Southeast in 1977 and went on to serve as a graduate assistant at Mississippi State in 1978-79.

Hogan then accepted his first head coaching position at Lurleen B. Wallace College in 1982. He went 230-147 in eight seasons at Lurleen and led his 1988 squad to a 38-16 record, AJCAA title and NJCAA Region XXII Championship. In addition, Hogan was named Alabama Junior College Athletics Association Coach-of-the-Year.

In 1990, Hogan moved to the NCAA Division II level. In five years at West Alabama, he registered a 155-110-2 record, won two Gulf South Conference Championships (1992, 1994), one NCAA Division II South Central Region Championship (1992) and finished fifth at the 1992 NCAA Division II College World Series. His colleagues voted him Gulf South and South Central Region Coach-of-the-Year for his efforts.

Hogan resides in Cape Girardeau with his wife, Becky. They have three daughters: Julie, Christie and Betsy. Julie resides in Jackson, Miss., with her husband, Mitch Ogles, daughter, Caroline Mae and son, Chapman Lee Ogles. Chapman Lee is Mark and Becky's first grandchild. Christie and her husband, Billy Puckett, live in Cape Girardeau. Betsy is currently a student at Southeast.



Hogan's Year-by-Year Records

| Year | School | Affiliation | Conf. (Div.) | Finish | Record | Pct. |
|------|--------------------|-------------|---------------|--------|--------|------|
| 1982 | Lurleen B. Wallace | CCNJCAA I | AJCAA (South) | 1st | 32-14 | .696 |
| 1983 | Lurleen B. Wallace | CCNJCAA I | AJCAA (South) | 1st | 23-17 | .575 |
| 1984 | Lurleen B. Wallace | CCNJCAA I | AJCAA (South) | 1st | 29-19 | .604 |
| 1985 | Lurleen B. Wallace | CCNJCAA I | AJCAA (South) | 1st | 26-16 | .619 |
| 1986 | Lurleen B. Wallace | CCNJCAA I | AJCAA (South) | 4th | 24-26 | .480 |
| 1987 | Lurleen B. Wallace | CCNJCAA I | AJCAA (South) | 1st | 29-19 | .604 |
| 1988 | Lurleen B. Wallace | CCNJCAA I | AJCAA (South) | * | 38-16 | .704 |
| 1989 | Lurleen B. Wallace | CCNJCAA I | AJCAA (South) | 3rd | 29-20 | .592 |

Overall Record at Lurleen B. Wallace CC.....230-147 .610

* Region XII Champion

| Year | School | Affiliation | Conf. (Div.) | Finish | Record | Pct. |
|------|--------------|-------------|-------------------|--------|---------|------|
| 1990 | West Alabama | NCAA II | Gulf South (West) | 2nd | 30-24 | .537 |
| 1991 | West Alabama | NCAA II | Gulf South (West) | 3rd | 32-13-1 | .707 |
| 1992 | West Alabama | NCAA II | Gulf South | ^ | 37-25 | .597 |
| 1993 | West Alabama | NCAA II | Gulf South | 4th | 22-26 | .458 |
| 1994 | West Alabama | NCAA II | Gulf South (West) | 1st | 34-22-1 | .605 |

Overall Record at West Alabama.....155-110-2 .584

^ Fifth at Division II College World Series

| Year | School | Affiliation | Conf. | Finish | Record | Pct. |
|------|--------------------|-------------|-------------|--------|---------|------|
| 1995 | Southeast Missouri | NCAA I | Ohio Valley | 2nd | 32-21 | .604 |
| 1996 | Southeast Missouri | NCAA I | Ohio Valley | 4th | 25-23-1 | .520 |
| 1997 | Southeast Missouri | NCAA I | Ohio Valley | 2nd | 24-33 | .421 |
| 1998 | Southeast Missouri | NCAA I | Ohio Valley | 1st% | 32-24 | .571 |
| 1999 | Southeast Missouri | NCAA I | Ohio Valley | 2nd | 27-27 | .500 |
| 2000 | Southeast Missouri | NCAA I | Ohio Valley | 2nd | 37-17 | .685 |
| 2001 | Southeast Missouri | NCAA I | Ohio Valley | 2nd | 34-20 | .630 |
| 2002 | Southeast Missouri | NCAA I | Ohio Valley | 1st% | 37-20 | .649 |
| 2003 | Southeast Missouri | NCAA I | Ohio Valley | 2nd | 31-20 | .608 |
| 2004 | Southeast Missouri | NCAA I | Ohio Valley | 2nd | 29-28 | .509 |
| 2005 | Southeast Missouri | NCAA I | Ohio Valley | 5th | 24-32 | .429 |
| 2006 | Southeast Missouri | NCAA I | Ohio Valley | 6th | 23-33 | .411 |
| 2007 | Southeast Missouri | NCAA I | Ohio Valley | 3rd | 32-24 | .571 |
| 2008 | Southeast Missouri | NCAA I | Ohio Valley | 2nd | 26-26 | .500 |
| 2009 | Southeast Missouri | NCAA I | Ohio Valley | 4th | 26-25 | .510 |
| 2010 | Southeast Missouri | NCAA I | Ohio Valley | 4th | 30-25 | .545 |

Overall Record at Southeast Missouri 439-373-1.507

% NCAA Regionals and OVC Tournament Champions; 2002 OVC Regular-Season Champions

Career Record (29 Seasons): 854-655-3

Ohio Valley Conference Record: 222-149-1

NCAA Division I Record (16 Seasons): 469-398-1

NCAA Division II Record (Five Seasons): 155-110-2

NJCAA Division I Record (Eight Seasons): 230-147



CHRIS CAFALONE

ASSISTANT COACH

FIFTH SEASON

HARDIN-SIMMONS, 1992

Chris Cafalone is in his fifth season as the Redhawks hitting instructor and infield/catchers coach.

Cafalone was hired as an assistant coach at Southeast Missouri State on Aug. 29, 2006 after spending 11 years in various coaching roles.

Southeast set school records in fielding percentage during Cafalone's first two years as infield coach. The Redhawks finished the 2007 season with a .965 mark, before topping that with a .968 percentage in 2008. Southeast also ranked second (2008) and third (2007) in the Ohio Valley Conference in fielding percentage those years.

In 2010, the Redhawks were one of the top offensive teams in the entire nation, holding the seventh highest team batting average at .346. Southeast was 16th in Division I ranks in Slugging Percentage at .539. The Redhawks set new school records in team at-bats (1,973), Runs (452), Hits (683), Doubles (134), RBI's (429) and Total Bases (974). Since Cafalone took over as hitting coach, the Redhawks have improved their batting average by 43 points from .273 in 2007 to .316 in 2009 and even higher with a .346 clip last spring.

Prior to joining the Southeast staff, Cafalone spent five years as a head coach at Onondaga Community College in Syracuse, N.Y., where he led the Lazars to the postseason three times. He coached the Central baseball team in the Empire State Games and mentored two draft picks in Pat Corbin (Supplemental pick of Philadelphia in 2009) and Philip Pohl (46th-round pick of Tampa Bay). Pohl was the 2008 New York High School Player-of-the-Year. Cafalone also lettered as a catcher at Onondaga in 1990.

Before that, Cafalone worked in the same capacity for six years at Barry University, an NCAA Division II institution located in Miami Shores, Fla. He compiled an overall record of 179-144 en route to becoming the Buccaneers all-time winningest coach. Cafalone was named the Sunshine State Conference Coach-of-the-Year in 1998 and 2001, and led Barry to its first-ever NCAA Division II Tournament berth in 1998.

Cafalone was an assistant at Barry for two years before being promoted to head coach in 1995. As an assistant, he worked primarily with the catchers and infielders. Cafalone sculpted a defense which led the nation in double plays that year.

A native of Oswego, N.Y., Cafalone began his coaching career as a graduate assistant at Hardin-Simmons in 1992. He also spent time coaching in the NCAA-sanctioned summer wood bat Northeast Collegiate Baseball League.

Cafalone earned a bachelor's degree in communications from Hardin-Simmons in 1992 and an associate's degree from Onondaga CC in 1990.

He played college baseball at both Onondaga and Utica (N.Y.) College before transferring to Hardin-Simmons, where he played catcher and was a designated hitter. Cafalone was the recipient of the HSU Coaches Award in 1991.

Cafalone has one son, Anthony, who is 13.



STEVE BIESER

ASSISTANT COACH

FIRST SEASON

SOUTHEAST MISSOURI, 1989

Steve Bieser, a native of Ste. Genevieve, Missouri, arrives after a very successful coaching career at St. John Vianney High. In seven seasons at the St. Louis high school, he compiled a 137-51 record, along with two state championships in 2004 and 2006.

In 2009, he took over the Danville Dans of the Prospect League and coached his son Cole, and Jesse Tierney during the summer seasons.

Five of his players have been selected in the First Year Major League Player Draft (1st, 5th, 22nd, 22nd, & 42nd rounds). Over 80-percent of his high school players have gone on to play collegiate baseball with 12 playing at the Division I level, four attaining freshmen All-American status and one, former Redhawk Jim Klocke, being named a two-time All-American.

As a player, Bieser graduated from Southeast Missouri State in 1989 and was drafted in the 32nd round of the 1989 June Draft by the Philadelphia Phillies.

On April 1, 1997, he made his Major League debut with the New York Mets. He appeared in 47 games as a utility player that year.

He signed with the Pittsburgh Pirates in 1998, appearing in 13 games. He ended his major league career with a .250 batting average, a .351 on-base percentage and a .300 slugging percentage in 80 major league at-bats.

In 2001, he ended his professional career as a player for the Memphis Redbirds.

"I'm really excited and can't wait to get to work," said Bieser. "It's great to get back to the place where my baseball career started. This is something I've been considering for a long time and I look forward to this opportunity."

Bieser and his wife, Diahann, have a son (Cole) and three daughters, Whitley (15), Briley (12) and Carley (4).



25



BRETT KOLONS

VOLUNTEER COACH

FIRST SEASON

SOUTHEAST MISSOURI, 2011

Brett is currently a Southeast Missouri State student and will volunteer his time with the Redhawk baseball program. As a prep, he was an All-Conference infielder at Parkway Central High School in Chesterfield, Mo. Kolons walked on to the Southeast baseball team in 2008, but took a redshirt during that season.

31



SEAN STEVENSON

MANAGER

SECOND SEASON

SOUTHEAST MISSOURI, 2011

Sean is in his second season as a manager for the Redhawk baseball program. He graduated from Vianney High School in 2008 and is a Sports Management major here at Southeast.



2011 REDHAWKS

GOSOUTHEAST.COM



MICHAEL ADAMSON

YEAR: SENIOR

POSITION: OUTFIELD

HEIGHT: 5-11

WEIGHT: 200

BATS/THROWS: R/L

HOMETOWN: FREEBURG, ILL. - JOHN A. LOGAN CC

GAME HIGHS

Hitting

At-Bats: 6 (Four Times)
 Hits: 4 (Four Times)
 RBI: 6 -@ UT Martin (4-18-10)
 Doubles: 2 -North Dakota (3-13-10)
 Triples: 1 -(Three Times)
 Home Runs: 1 -(Six Times)
 Total Bases: 7 -(Four Times)
 Stolen Bases: 1 - (Three Times)

Pitching

Innings: 3.1 -Michigan State (3-5-10)
 Strikeouts: 3 -@ UT Martin (4-17-10)

2010: Started all 55 games and led the Redhawks with 237 at-bats, 92 hits, 23 doubles and 23 walks...Earned Second-Team All-Ohio Valley Conference honors...Broke Southeast's single-season record with 92 hits...One of the top two-way players in the country who was a candidate for the John Award...Had a 13-game hitting streak (3/19-4/10)...Hit .508 with 29 hits, nine doubles, three home runs 15 RBI during that stretch...Strung together a 12-game hitting streak (4/18-5/9)...Went 24-for-53 (.452) with two doubles, a triple, one home run and 11 RBI over that period...Drove in six runs against UT Martin (4/8)...Had 31 multi-hit games, including 12 with three or more hits...Ranked 38th in the nation in doubles per game, 42nd in doubles, 64th in hits, and 87th in runs per game...Appeared in 16 games on the mound, striking out 15 in 20 innings...Tossed a season-high 3.1 innings against Michigan State (3/5)...earned first win of the season against Missouri State (3/6).

John A. Logan College (2009): Two-way performer, who played outfield and pitched at John A. Logan College...Led the Volunteers in hitting with a .368 averaged...Garnered NJCAA Academic All-American accolades.

Middle Tennessee State (2008): Appeared in six games and made one start in the outfield...Posted a 4.56 ERA in 17 appearances and one start on the mound...Worked 23.2 innings with his longest outings of the season lasting 3.2 innings against Belmont and Memphis...Allowed three runs on seven hits against the Bruins...Struck out three and allowed only one hit against the Tigers...Recorded three strikeouts in 1.2 innings against Toledo.

1



Prep: Four-year letterman at Freeburg Community High School...Hit .434 in his prep career...Four-time All-Conference and All-Area selection as an outfielder...Selected All-Area as a pitcher his junior year...Scored over 1,000 career points and earned Second-Team All-Conference honors in basketball...Member of the National Honor Society.

Personal: Born May 16, 1988...Majoring in Education...Son of Jon and Betty Adamson...Enjoys playing golf in his free time...Favorite type of music is country...Favorite Major League Baseball player is Ken Griffey Jr...Chose Southeast because of the coaching staff and close proximity to home...Most memorable sports moment was when he hit a walk-off grand slam in the Central Illinois Collegiate League.



| Year | avg | gp-gs | ab | r | h | 2b | 3b | hr | rbi | tb | slg% | bb | hbp | so | gdp | ob% | sf | sh | sb-atl | po | a | e | fld% |
|-------|------|-------|-----|----|----|----|----|----|-----|-----|------|----|-----|----|-----|------|----|----|--------|----|---|---|------|
| 2010 | .388 | 55-55 | 237 | 63 | 92 | 23 | 3 | 6 | 49 | 139 | .586 | 23 | 3 | 22 | 6 | .444 | 3 | 3 | 3-4 | 79 | 8 | 9 | .906 |
| TOTAL | .388 | 55-55 | 237 | 63 | 92 | 23 | 3 | 6 | 49 | 139 | .586 | 23 | 3 | 22 | 6 | .444 | 3 | 3 | 3-4 | 79 | 8 | 9 | .906 |

| Year | era | w-l | app | gs | cq | sho | sv | ip | h | r | er | bb | so | 2b | 3b | hr | bf | bavg | wp | hbp | bk | sfa | sha |
|-------|------|-----|-----|----|----|-----|----|------|----|----|----|----|----|----|----|----|----|------|----|-----|----|-----|-----|
| 2010 | 7.20 | 1-3 | 16 | 0 | 0 | 0/0 | 2 | 20.0 | 27 | 21 | 16 | 8 | 15 | 5 | 0 | 7 | 95 | .333 | 1 | 2 | 0 | 3 | 1 |
| TOTAL | 7.20 | 1-3 | 16 | 0 | 0 | 0/0 | 2 | 20.0 | 27 | 21 | 16 | 8 | 15 | 5 | 0 | 7 | 95 | .333 | 1 | 2 | 0 | 3 | 1 |





TRENT WISE

YEAR: SENIOR

POSITION: PITCHER

HEIGHT: 5-11

WEIGHT: 195

BATS/THROWS: R/R

HOMETOWN: BENTONVILLE, ARK. - CROWDER CC

GAME HIGHS

Innings: 3.1 - Auburn (2-20-10)

Strikeouts: 4 - Saint Louis (3-2-10)



2010: Appeared in 16 games on the mound...Finished with a 2-2 record in 23 innings... Recorded 16 strikeouts...Earned first career win at Central Arkansas (4/28)...Worked 3.1 innings of relief and struck out three in first career appearance at Auburn (2/20)... Allowed only one hit and struck out four in 2.1 innings at Saint Louis (3/2).

Crowder College: Pitched at Crowder College...Won Pitcher-of-the-Year honors as a sophomore...Holds the current school record for saves.

Prep: Pitched and played outfield at Bentonville High School...Won Pitcher-of-the-Year accolades as a senior...Also played football.

Born January 3, 1989...Majoring in Physical Education...Son of Bill and Cheryl Wise... Enjoys playing football in his spare time...Favorite type of music is rap...Favorite professional athlete is Greg Maddux...Most memorable sports moment was getting his record-breaking save at Crowder College.

2



| Year | era | w-l | app | gs | cq | sho | sv | ip | h | r | er | bb | so | 2b | 3b | hr | bf | bavg | wp | hbp | bk | sfa | sha |
|-------|------|-----|-----|----|----|-----|----|------|----|----|----|----|----|----|----|----|-----|------|----|-----|----|-----|-----|
| 2010 | 6.65 | 2-2 | 16 | 0 | 0 | 0/0 | 1 | 23.0 | 25 | 20 | 17 | 14 | 16 | 7 | 0 | 2 | 112 | .284 | 0 | 6 | 2 | 2 | 1 |
| TOTAL | 6.65 | 2-2 | 16 | 0 | 0 | 0/0 | 1 | 23.0 | 25 | 20 | 17 | 14 | 16 | 7 | 0 | 2 | 112 | .284 | 0 | 6 | 2 | 2 | 1 |



Ky BURGESS

YEAR: SENIOR

POSITION: CATCHER

HEIGHT: 6-2

WEIGHT: 219

BATS/THROWS: R/R

HOMETOWN: BROKEN ARROW, OKLA. - SEMINOLE STATE JC

GAME HIGHS

Hitting

At-Bats: 5 (Four Times)

Hits: 3 (Three Times)

RBI: 1 - (Seven Times)

Doubles: 2 - North Dakota (3-13-10)

Home Runs: 1 - Tennessee Tech (4-11-10)

Total Bases: 5 - North Dakota (3-13-10)

Stolen Bases: 1 - Mid-Continent (5-5-10)

2010: Started 26 games...Hit .295 (26-for-88) with 16 runs scored, two doubles, one home run and seven RBI...Belted his first career home run vs. Tennessee-Tech (4/11)... Hit two doubles vs. North Dakota (3/13)... Posted three, 3-hit games.

Seminole State College: Was teammates with Jordan Underwood at Seminole State Junior College...Played in the Junior College World Series...Named to the Who's Who Among American College Students...Academic All-American.

Prep: Three-year letterman at Broken Arrow High School...Played catcher and outfield... Earned All-Conference, All-Metro and All-Area honors...Also played football and garnered First-Team All-State, All-Conference, All-District, All-Metro and Defensive Back of the Year accolades...Wendy's High School All-American.

Personal: Born July 21, 1988...Majoring in Business Administration...Son of Kyle and Susan Burgess...Enjoys eating, fishing and spending time with friends...Favorite types of music are rock and country.



3



| Year | avg | gp-gs | ab | r | h | 2b | 3b | hr | rbi | tb | slg% | bb | hbp | so | gdp | ob% | sf | sh | sb-att | po | a | e | fld% |
|-------|------|-------|----|----|----|----|----|----|-----|----|------|----|-----|----|-----|------|----|----|--------|----|---|---|------|
| 2010 | .295 | 32-26 | 88 | 16 | 26 | 6 | 0 | 1 | 7 | 35 | .398 | 3 | 10 | 23 | 3 | .379 | 2 | 0 | 1-2 | 53 | 7 | 3 | .952 |
| TOTAL | .295 | 32-26 | 88 | 16 | 26 | 6 | 0 | 1 | 7 | 35 | .398 | 3 | 10 | 23 | 3 | .379 | 2 | 0 | 1-2 | 53 | 7 | 3 | .952 |



BRETT RUSSELL

YEAR: SENIOR

POSITION: FIRST BASE

HEIGHT: 5-10

WEIGHT: 194

BATS/THROWS: L/L

HOMETOWN: MT. MORRIS, ILL. - KANKAKEE CC

GAME HIGHS

Hitting

At-Bats: 5 (Six Times)

Hits: 5 -Mid-Continent (5-5-10)

RBI: 5 - @ Morehead State (3-28-10)

Doubles: 3 -Mid-Continent (5-5-10)

Home Runs: 2 - @ Morehead State (3-28-10)

Total Bases: 10 - Mid-Continent (5-5-10)

Stolen Bases: 1 - Murray State (5-2-10)

2010: Saw action in 46 games and started 36...Hit .323 (43-for-133) with 31 runs scored, nine doubles, two triples and six home runs...Went 5-for-5 with three doubles, one triple, and four RBI against Mid-Continent (5/5)...His number of hits, doubles and total bases were most in a game by any Redhawk all year...Hit a single-game high two home runs and had five RBI at Morehead State (3/28)...Hit .461 (6-for-13) with five runs scored, eight RBI and three home runs in three games against the Eagles.

Kankakee CC: Garnered All-Region IV honors and was Most Valuable Player of the junior college tournament as a sophomore... Played on same team as Southeast pitcher Jon Dicus.

Rockford College: Earned 2008 All-Conference and All-Rookie honors.

Prep: Played pitcher, first base and outfield at Rochelle Township High School...Also competed in basketball, soccer and cross country...Made the Honor Roll all four years.

Personal: Born January 18, 1989...Majoring in Sports Management...Son of Bubba and Bonnie Russell...Favorite type of music is rap.

6



| Year | avg | go-gs | ab | r | h | 2b | 3b | hr | rbi | tb | slg% | bb | hbp | so | gdp | ob% | sf | sh | sb-att | po | a | e | fld% |
|-------|------|-------|-----|----|----|----|----|----|-----|----|------|----|-----|----|-----|------|----|----|--------|-----|----|---|------|
| 2010 | .323 | 46-36 | 133 | 31 | 43 | 9 | 2 | 6 | 29 | 74 | .556 | 20 | 0 | 27 | 1 | .412 | 0 | 1 | 1-2 | 163 | 13 | 5 | .972 |
| TOTAL | .323 | 46-36 | 133 | 31 | 43 | 9 | 2 | 6 | 29 | 74 | .556 | 20 | 0 | 27 | 1 | .412 | 0 | 1 | 1-2 | 163 | 13 | 5 | .972 |



NICK HARRIS

YEAR: REDSHIRT SENIOR

POSITION: THIRD BASE/OUTFIELD

HEIGHT: 6-0

WEIGHT: 180

BATS/THROWS: R/R

HOMETOWN: ALABASTER, ALA. - THOMPSON

GAME HIGHS

Hitting

At-Bats: 7 - @ Austin Peay (4-22-07)

Hits: 4 -(Two Times)

RBI: 6 -(Three Times)

Doubles: 2 -(Three Times)

Triples: 1 -(Nine Times)

Home Runs: 2 -(Four Times)

Total Bases: 10 - Freed-Hardeman (3-23-07)

Stolen Bases: 2 - (Six Times)

Pitching

Innings: 2.0 - (Two Times)

Strikeouts: 2 - Lyon (2-24-09)



2010: Redshirted after suffering a season-ending elbow injury to his throwing arm in the second game of the season at Auburn (2/19)...Had one hit, scored two runs and drew a walk in his only start prior to the injury.

2009: Started 49 of 50 games, including 48 in center field and one at second base...Hit .254 with 35 runs scored, 16 doubles, six home runs, a triple and 35 RBI...Boasted a .440 slugging percentage and .319 on-base percentage...Registered 12 multiple-hit and eight multiple-RBI performances...Finished second on the team with 17 stolen bases in 19 attempts...Pieced together a season-long eight-game hitting streak from April 21-May 8, hitting .333 (11-for-33) with seven doubles, one home run, a .636 slugging percentage and 10 RBI during that stretch...Had a season-high three hits vs. Northern Iowa (3/7) and Tennessee Tech (5/20) at the OVC Tournament...Blasted his third career grand slam vs. Purdue (2/27)...Drove in three runs in back-to-back games at Eastern Kentucky (5/9, 5/10) and vs. Morehead State (5/16)...Struck out four in five innings over three relief appearances...Made his pitching debut with two strikeouts in one scoreless inning vs. Lyon College (2/24).

2008: Finished among the top-three OVC leaders in home runs (3rd, .23), at-bats (2nd, 4.18) and plate appearances (2nd, 4.73) per game...Led the team with four triples and a .582 slugging percentage...Hit .310 with 43 runs scored, 12 doubles, 10 home runs, 41 RBI and 107 total bases...Ranked second on the team with nine stolen bases...Led the team with a .350 batting average, nine doubles, three triples and a .725 slugging percentage at home...Registered a team-high eight home runs in OVC play...Hit five of his home runs in road games...Had two or more hits on 15 occasions, including five three-hit games...Posted multiple-RBI in a game nine times...Went on a 10-game hitting streak from Mar. 16-Apr. 5...Suffered a knee injury during the Redhawks season-opener at Arkansas-Pine Bluff (2/22) and missed 12 games after that...

8



Went 3-for-4 with a career-high two home runs and six RBI at UT Martin (3/29) in a five-inning, rain-shortened game...Hit a home run and had three RBI in a 12-8 victory over then-No. 6 Vanderbilt (4/1)...Homed twice and knocked in three runs vs. Samford (4/19)...Hit his first career walk-off home run in the 10th inning vs. Eastern Kentucky (5/10)...Drew a career-high three walks at Eastern Illinois (5/3)...Moved from shortstop to the outfield midway through the season...Ended up with 27 starts at short, 10 in center and four in left...Is tied for seventh at Southeast with eight career triples.

2007: Named Louisville Slugger Freshman All-American and made the OVC All-Freshman Team...Started all 56 games at third base...Hit third in the lineup in 30 games and hit in the leadoff spot 25 times...Finished the year with 228 at-bats, which tied for third-most in a single-season...Led the team in at-bats and triples (4) and tied for first in doubles (12), home runs (8) and stolen bases (10)...Was second on the team in hits (64), runs (53) and slugging percentage (.474)...Turned in 17 multiple-hit and 10 multiple-RBI performances, both of which tied for second on the team...Tripled in his first collegiate at-bat in the season-opener at Jackson State (2/17)...Hit two home runs vs. Arkansas-Pine Bluff (3/18) and Freed-Hardeman (3/28)...Also hit a grand slam and had six RBI in each of those games...Tied a school record and became the fourth player in Southeast history to score five runs in a game (vs. Austin Peay, 4/22)...Registered a season-high four hits twice, going 4-for-6 vs. Freed-Hardeman (3/28) and 4-for-7 vs. Austin Peay (4/22)...Hit safely in 10-consecutive games from Mar. 18-Apr. 1...Scored at least one run in 13-straight games from Mar. 7-25...Score a total of 22 runs in that span.

Prep: Named Class 6A Metro and Shelby County Player-of-the-Year at Thompson High School...All-Metro selection...Second-Team All-State honoree...Hit .388 and boasted a .728 slugging percentage as a junior...Hit a grand slam in the state semi-final game...Was selected to play in the East-West and Alabama High School Coaches All-Star Games...Also played football.

Personal: November 23, 1987...Majoring in Wildlife Conservation...Son of Mark and Connie Harris...Favorite Major League Baseball player is Ken Griffey, Jr.

| Year | avg | gp-gs | ab | r | h | 2b | 3b | hr | rbi | tb | slg% | bb | hbp | so | gdp | ob% | sf | sh | sb-att | po | a | e | fld% |
|-------|------|---------|-----|-----|-----|----|----|----|-----|-----|------|----|-----|-----|-----|------|----|----|--------|-----|-----|----|-------|
| 2007 | .281 | 56-56 | 228 | 53 | 64 | 12 | 4 | 8 | 37 | 108 | .474 | 22 | 7 | 38 | 3 | .359 | 2 | 0 | 10-15 | 52 | 105 | 12 | .929 |
| 2008 | .310 | 44-44 | 184 | 43 | 57 | 12 | 4 | 10 | 41 | 107 | .582 | 15 | 3 | 44 | 2 | .362 | 5 | 1 | 9-12 | 83 | 52 | 16 | .894 |
| 2009 | .254 | 50-49 | 193 | 35 | 49 | 16 | 1 | 6 | 35 | 85 | .440 | 19 | 1 | 47 | 4 | .319 | 3 | 2 | 17-19 | 124 | 7 | 6 | .956 |
| 2010 | .200 | 1-1 | 5 | 2 | 1 | 0 | 0 | 0 | 0 | 1 | .200 | 1 | 0 | 2 | 0 | .333 | 0 | 0 | 0-0 | 5 | 0 | 0 | 1.000 |
| TOTAL | .280 | 151-150 | 610 | 133 | 171 | 40 | 9 | 24 | 113 | 301 | .493 | 57 | 11 | 131 | 9 | .347 | 10 | 3 | 36-46 | 264 | 164 | 34 | .926 |



LOGAN MAHON

YEAR: SENIOR

POSITION: PITCHER

HEIGHT: 6-2

WEIGHT: 194

BATS/THROWS: LL

HOMETOWN: ST. ELMO, ILL. - KASKASKIA CC



GAME HIGHS

Hitting

Innings: 7.1 - Murray State (5-27-10)

Strikeouts: 10 - Tennessee Tech (4-10-10)



2010: Made 14 starts and two relief appearances...Went 2-3 with 57 strikeouts in 60 innings...Posted a season-high 10 strikeouts in 6.1 innings vs. Tennessee Tech (4/10)... Earned first career win against IFPW after throwing five scoreless innings...Also struck out five and allowed just two hits in that game.

Kaskaskia College: Earned All-Conference, All-Region and Academic All-American honors...Was also named Freshman-of-the-Year...Led his team to conference championship as a sophomore.

Prep: Played first base, outfield and pitched at St. Elmo High School...Also played basketball.

Personal: Born September 5, 1988...Majoring in Sports Management...Son of Todd Mahon and Gina Brown...Enjoys hunting and fishing...Favorite Major League Baseball player is Albert Pujols.

10



| Year | era | w-l | app | gs | cq | sho | sv | ip | h | r | er | bb | so | 2b | 3b | hr | bf | bavg | wp | hbp | bk | sfa | sha |
|-------|------|-----|-----|----|----|-----|----|------|----|----|----|----|----|----|----|----|-----|------|----|-----|----|-----|-----|
| 2010 | 6.45 | 2-3 | 16 | 14 | 0 | 0/2 | 0 | 60.0 | 68 | 48 | 43 | 38 | 57 | 15 | 3 | 6 | 290 | 283 | 3 | 6 | 0 | 3 | 3 |
| TOTAL | 6.45 | 2-3 | 16 | 14 | 0 | 0/2 | 0 | 60.0 | 68 | 48 | 43 | 38 | 57 | 15 | 3 | 6 | 290 | 283 | 3 | 6 | 0 | 3 | 3 |



JOSH SYBERG

YEAR: REDSHIRT-SENIOR

POSITION: PITCHER

HEIGHT: 5-11

WEIGHT: 170

BATS/THROWS: LL

HOMETOWN: ST. LOUIS, MO. - VIANNEY

GAME HIGHS

Pitching

Innings: 8.1 - Samford (5-25-07)

Strikeouts: 14 - Arkansas- Pine Bluff (3-18-07)



2010: Redshirted.

2009: OVC Medal of Honor recipient...One of six Redhawks who had a 4.0 GPA during the 2009 fall semester...Appeared in 11 games and made four starts as a junior...Tied for second on the team with three victories...Went 3-2 with a 16.50 ERA...Registered 12 strikeouts walked nine...Allowed 29 hits and 22 earned runs over 12 innings...Posted relief wins vs. Lyon (2/24), Purdue (2/27) and Northern Illinois (3/14)...Tossed a season-high two innings and had three strikeouts vs. Northern Illinois (3/14).

2008: Pitched in 13 games and started 10...Went 1-3 with a 6.97 ERA...Recorded 41 strikeouts in 50.1 innings...Was credited with the victory in the OVC Tournament semi-final vs. Jacksonville State (5/24)...Struck out four in six innings against the Gamecocks...Threw a complete game at Memphis (3/16), where he struck out three and allowed only one earned run...Started the season-opener at Arkansas-Pine Bluff (2/22)...Did not allow an earned run and recorded a season-high nine strikeouts in that game...Struck out six in six innings of a no-decision vs. Samford (4/20).

2007: OVC All-Freshman Team selection...Started a team-high 15 games on the mound...Compiled a 4-4 record with a 4.32 ERA...Struck out 69 and walked 23 in 81.1 innings...Ranked second on the team in strikeouts...Was sixth in the OVC with 7.64 strikeouts per game and seventh, allowing 2.55 walks per game...Registered of his strikeouts against right-handed hitters...Posted a 2.75 ERA in 36 innings over six non-

13



conference starts...Had three pick-offs and struck out 10 in five scoreless innings during his college debut at Jackson State (2/17)...Recorded 14 strikeouts and gave up three hits in six scoreless innings vs. Arkansas-Pine Bluff (3/18)...Fell three strikeouts shy of tying a Southeast single-game record...Longest outing was 8.1 innings vs. Samford (5/25) at the OVC Tournament...Southeast Scholar-Athlete.

Prep: Attended St. John Vianney High School...Earned First-Team All-State, All-Metro and All-Conference honors...Led his team to the Class 4 State Championship as a sophomore, taking a no-hitter into the sixth inning against nationally-ranked Rockhurst... Also played on the 2006 State Championship team... Member of National Honor Society.

Personal: Born March 16, 1988...Majoring in Marketing Management...Son of Rick and Therese Syberg...Favorite Major League Baseball player is Chris Carpenter.



| Year | era | w-l | app | gs | cq | sho | sv | ip | h | r | er | bb | so | 2b | 3b | hr | bf | bavg | wp | hbp | bk | sfa | sha |
|-------|-------|-----|-----|----|----|-----|----|-------|-----|-----|-----|----|-----|----|----|----|-----|------|----|-----|----|-----|-----|
| 2007 | 4.32 | 4-4 | 15 | 15 | 0 | 0/2 | 0 | 81.1 | 88 | 42 | 39 | 23 | 69 | 13 | 2 | 4 | 348 | .284 | 2 | 5 | 3 | 2 | 7 |
| 2008 | 6.97 | 1-3 | 13 | 10 | 1 | 0/0 | 0 | 50.1 | 72 | 44 | 39 | 18 | 41 | 12 | 0 | 3 | 248 | .330 | 1 | 7 | 2 | 4 | 1 |
| 2009 | 16.50 | 3-2 | 11 | 4 | 0 | 0/0 | 0 | 12.0 | 29 | 24 | 22 | 9 | 12 | 5 | 0 | 3 | 76 | .460 | 2 | 2 | 1 | 1 | 1 |
| TOTAL | 6.26 | 8-9 | 39 | 29 | 1 | 0/2 | 0 | 143.2 | 189 | 110 | 100 | 50 | 122 | 30 | 2 | 10 | 672 | .320 | 5 | 14 | 6 | 7 | 9 |



JORDAN UNDERWOOD

YEAR: SENIOR

POSITION: PITCHER

HEIGHT: 6-1

WEIGHT: 190

BATS/THROWS: L/L

HOMETOWN: EDMOND, OKLA. - SEMINOLE STATE JC



GAME HIGHS

Pitching

Innings: 7.0 - (Two Times)

Strikeouts: 6 - Eastern Kentucky (4-3-10)

2010: Compiled a 6-5 record with 56 strikeouts in 72.1 innings over 15 starts...Recorded a 4.11 ERA...Had a season-high six strikeouts in six innings against Eastern Kentucky (4/3)...Allowed only one earned run in a season-long seven innings at UT Martin (4/18).

Seminole State College: Was on the Region 2 Preseason Players to Watch List as a pitcher.

Prep: Pitched at Edmond Memorial High School...Earned All-Edmond First-Team honors...Was named All-District and All-Metro...Garnered Honorable Mention All-State accolades.

Personal: Born March 5, 1989...Majoring in Business Marketing...Son of Mike and Jamie Underwood...Hobbies include golfing and fishing...Favorite Major League Baseball player is Cole Hammels...Most memorable sports moment was going to the Junior College World Series.

17



| Year | era | w-l | app | gs | cg | sho | sv | ip | h | r | er | bb | so | 2b | 3b | hr | bf | bavg | wp | hbp | bk | sfa | sha |
|-------|------|-----|-----|----|----|-----|----|------|----|----|----|----|----|----|----|----|-----|------|----|-----|----|-----|-----|
| 2010 | 4.11 | 6-5 | 17 | 15 | 0 | 0/1 | 0 | 72.1 | 86 | 49 | 33 | 39 | 56 | 16 | 1 | 6 | 339 | .298 | 5 | 8 | 1 | 2 | 1 |
| TOTAL | 4.11 | 6-5 | 17 | 15 | 0 | 0/1 | 0 | 72.1 | 86 | 49 | 33 | 39 | 56 | 16 | 1 | 6 | 339 | .298 | 5 | 8 | 1 | 2 | 1 |



BRAD LABRUYERE

YEAR: SENIOR

POSITION: PITCHER

HEIGHT: 5-11

WEIGHT: 188

BATS/THROWS: R/R

HOMETOWN: CAPE GIRARDEAU, MO. - CAPE CENTRAL

GAME HIGHS

Pitching

Innings: 5.2 - Evansville (4-21-09)

Strikeouts: 5 - Missouri State (3-25-08)



2010: Made 12 relief appearances...Had 11 strikeouts in 14.1 innings...Best outing came against IPFW, where he struck out two in two innings.

2009: One of six Redhawks who earned a perfect 4.0 GPA during the 2009 fall semester...Made 15 appearances with two starts...Tied for second on the team with three wins...Went 3-1 with a 7.16 ERA and struck out 24 in 32.2 innings...Allowed 34 hits, 26 earned runs and 19 walks...Was credited with a win in relief after striking out four and giving up only one earned run at then-No. 16 Alabama (2/22)...Also earned relief wins against Saint Louis (3/3) and Evansville (4/21)...Did not allow a run in five-straight appearances from Apr. 1-21...Tossed 5.2 scoreless innings against Evansville (4/21), marking his longest outing of the season.

2008: Appeared in 14 games and made three starts as a freshman...Finished with a 2-1 record and 7.82 ERA...Recorded 18 strikeouts in 25.1 innings...Earned first career victory when he threw a one-hitter with three strikeouts in four relief innings of a 14-inning marathon at Memphis (3/14)...Was victorious in his first career start, tossing five innings with a career-high five strikeouts vs. Missouri State (3/25) ... Also started at Evansville (4/2) and vs. Southern Illinois (4/8)...Made his Southeast debut when he threw one scoreless inning out of the bullpen at Arkansas-Pine Bluff (2/23).

Prep: First-Team All-State pitcher at Cape Central High School...Finished his prep career with a school record 29 wins on the mound...Compiled an 11-1 record with a 0.95 ERA his senior year...Recorded 95 strikeouts and walked only five in 71 innings in 2006...Was named the 2006 *Southeast Missourian* Player-of-the-Year...Went 8-2 with two saves, while posting a 0.92 ERA as a sophomore...Had 94 strikeouts in 68.2 innings that year...Threw two no-hitters in 2005...Boasted a 7-3 record and hit over .300 as a senior...Picked up the save in the district title game...Was teammates with Southeast outfielder

18

Blake Slattery...Coached by former Southeast All-American Steve Williams...Earned All-Conference honors in soccer.

Personal: Born March 29, 1989...Majoring in Criminal Justice...Son of Steve and Janie LaBruyere...Enjoys fishing...Favorite Major League Baseball player is Roger Clemens.



| Year | era | w-l | app | qs | cq | sho | sv | ip | h | r | er | bb | so | 2b | 3b | hr | bf | bavg | wp | hbp | bk | sfa | sha |
|-------|-------|-----|-----|----|----|-----|----|------|----|----|----|----|----|----|----|----|-----|------|----|-----|----|-----|-----|
| 2008 | 7.82 | 2-1 | 14 | 3 | 0 | 0/1 | 0 | 25.1 | 39 | 28 | 22 | 10 | 18 | 10 | 1 | 3 | 128 | .342 | 4 | 3 | 0 | 1 | 0 |
| 2009 | 7.16 | 3-1 | 15 | 2 | 0 | 0/0 | 0 | 32.2 | 34 | 28 | 26 | 19 | 24 | 10 | 2 | 5 | 155 | .262 | 2 | 4 | 1 | 0 | 1 |
| 2010 | 11.30 | 0-1 | 12 | 0 | 0 | 0/1 | 0 | 14.1 | 24 | 20 | 18 | 5 | 11 | 4 | 1 | 5 | 74 | .369 | 0 | 1 | 0 | 2 | 0 |
| TOTAL | 8.21 | 5-3 | 41 | 5 | 0 | 0/2 | 0 | 72.1 | 97 | 76 | 66 | 34 | 53 | 24 | 4 | 13 | 357 | .314 | 6 | 8 | 1 | 3 | 1 |



KIRK BOELLER

YEAR: SENIOR

POSITION: PITCHER

HEIGHT: 6-1

WEIGHT: 175

BATS/THROWS: R/R

HOMETOWN: CAPE GIRARDEAU, MO. - NOTRE DAME

GAME HIGHS

Pitching

Innings: 3.1 - @ Central Arkansas (4-27-10)

Strikeouts: 3 - (Three Times)



2010: Appeared in 11 games out of the bullpen... Finished the season with a 4.15 earned run average in 17.1 innings of work... Posted a season-high three strikeouts in one inning during his first appearance of the season against Michigan State (3/7)... Gave up only one hit in three innings at Central Arkansas (4/27)... Also struck out three against Arkansas State (4/14).


2009: Made 11 relief appearances in his first year with the program... Went 1-0 with an 11.02 ERA... Earned his first career victory vs. Northern Illinois (3/14) after establishing career-highs in innings pitched (3.0) and strikeouts (2)... Made NCAA debut with a perfect inning vs. Lyon (2/24).

2007-2008: Attended Southeast, but did not play baseball.

Prep: First-Team All-Conference and All-District selection at Notre Dame High School in Cape Girardeau, Mo.... Played second base, shortstop and pitched... Also played soccer and basketball.

Personal: Born October 21, 1987... Majoring in Elementary Education... Son of Keith and Mary Boeller... His father, Keith, played baseball at Southeast... Enjoys hunting and fishing... Favorite singer is Garth Brooks... Favorite professional athlete is Brett Favre.

19



| Year | era | w-l | app | gs | cq | sho | sv | ip | h | r | er | bb | so | 2b | 3b | hr | bf | bavq | wp | hbp | bk | sfa | sha |
|-------|-------|-----|-----|----|----|-----|----|------|----|----|----|----|----|----|----|----|-----|------|----|-----|----|-----|-----|
| 2009 | 11.02 | 1-0 | 11 | 0 | 0 | 0/0 | 0 | 16.1 | 24 | 23 | 20 | 11 | 4 | 7 | 1 | 2 | 87 | .338 | 2 | 2 | 0 | 1 | 2 |
| 2010 | 4.15 | 0-0 | 11 | 0 | 0 | 0/1 | 0 | 17.1 | 21 | 11 | 8 | 5 | 12 | 3 | 0 | 2 | 79 | .300 | 2 | 2 | 0 | 2 | 0 |
| TOTAL | 7.49 | 1-0 | 22 | 0 | 0 | 0/1 | 0 | 33.2 | 45 | 34 | 28 | 16 | 16 | 10 | 1 | 4 | 166 | .319 | 4 | 4 | 0 | 3 | 2 |



NICK THOMAS

YEAR: SENIOR

POSITION: PITCHER

HEIGHT: 6-1

WEIGHT: 220

BATS/THROWS: R/R

HOMETOWN: PLANO, TEXAS - McLENNAN CC

GAME HIGHS

Pitching

Innings: 6.2 - Murray State (5-2-10)

Strikeouts: 7 - @ Nebraska (5-7-10)




2010: Appeared in 19 games and made eight starts...Compiled a 6-3 record with 46 strikeouts in 61.1 innings...Went 6-0 before taking his first loss of the season in the series-opener at Nebraska (5/7)...Had a season-high seven strikeouts against the Cornhuskers...Struck out six in six innings to earn the victory at regional-rival Southern Illinois (4/20).

McLennan CC: Played at McLennan Community College in Waco, Texas...Coached by Pete Mejia.

Prep: Graduated from Plano Senior High School, where he was a team captain as a senior...Pitched and played both first and third base.

Personal: Born August 15, 1989...Majoring in Sports Management with a minor in Business Administration...Son of Jeff and Rosemary Thomas...Favorite professional athlete is John Lester...Favorite musical artist is the Randy Rogers Band.

24



| Year | era | w-l | app | gs | cq | sho | sv | ip | h | r | er | bb | so | 2b | 3b | hr | bf | bavg | wp | hbp | bk | sfa | sha |
|-------|------|-----|-----|----|----|-----|----|------|----|----|----|----|----|----|----|----|-----|------|----|-----|----|-----|-----|
| 2010 | 6.46 | 6-3 | 19 | 8 | 0 | 0/0 | 0 | 61.1 | 71 | 50 | 44 | 21 | 46 | 18 | 2 | 10 | 284 | .287 | 4 | 8 | 4 | 5 | 3 |
| TOTAL | 6.46 | 6-3 | 19 | 8 | 0 | 0/0 | 0 | 61.1 | 71 | 50 | 44 | 21 | 46 | 18 | 2 | 10 | 284 | .287 | 4 | 8 | 4 | 5 | 3 |



JON DICUS

YEAR: SENIOR

POSITION: PITCHER

HEIGHT: 6-0

WEIGHT: 186

BATS/THROWS: R/R

HOMETOWN: ROCHELLE, ILL. - KANKAKEE CC

GAME HIGHS

Pitching

Innings: 4.0 - @ Mississippi State (3-6-10)

Strikeouts: 3 - (Two Times)



2010: Appeared in 18 games and made two starts...Struck out 21 in 30 innings... Earned a win in his second start of the season when he struck out two in two scoreless innings vs. Harris-Stow (4/21)...Longest outing was four innings at Mississippi State (3/6), where he recorded a season-high three strikeouts.

Kankakee CC: Earned First-Team All-Region IV honors as a sophomore...Garnered NJCAA Academic All-American accolades...Was teammates with Southeast outfielder Brett Russell.

Prep: Attended Rochelle Township High School, where he was a pitcher and short-stop.

Personal: Born September 22, 1988...Majoring in Agribusiness-Horticulture...Son of Ron and Angie Dicus...Enjoys fishing, movies and watching television...Favorite professional athlete is Michael Jordan...Most memorable sports moment was going to the NJCAA World Series...Chose Southeast because of the great atmosphere and baseball program...His sister, Briana, competed as a gymnast at Michigan State and Northern Illinois.

26



| Year | era | w-l | app | gs | cg | sho | sv | ip | h | r | er | bb | so | 2b | 3b | hr | bf | bavg | wp | hbp | bk | sfa | sha |
|-------|------|-----|-----|----|----|-----|----|------|----|----|----|----|----|----|----|----|-----|------|----|-----|----|-----|-----|
| 2010 | 9.00 | 1-0 | 18 | 2 | 0 | 0/0 | 0 | 30.0 | 38 | 32 | 30 | 25 | 21 | 8 | 0 | 2 | 150 | .314 | 3 | 2 | 0 | 1 | 1 |
| TOTAL | 9.00 | 1-0 | 18 | 2 | 0 | 0/0 | 0 | 30.0 | 38 | 32 | 30 | 25 | 21 | 8 | 0 | 2 | 150 | .314 | 3 | 2 | 0 | 1 | 1 |



JACOB WENTE

YEAR: SENIOR

POSITION: PITCHER

HEIGHT: 6-3

WEIGHT: 185

BATS/THROWS: R/R

HOMETOWN: STEELEVILLE, ILL. - REND LAKE CC

GAME HIGHS

Pitching

Innings: 4.0 - @ Mississippi State (3-6-10)

Strikeouts: 3 - (Two Times)



2010: Made 15 relief appearances...Registered nine strikeouts in 18 innings...Had a season-high three strikeouts in two innings vs. IFPW (2/26).

Rend Lake College: Two-year starter at Rend Lake College...Helped lead the Warriors to a Region 24 Conference Championship in 2008...Made the Dean's List.

Prep: Pitched and played shortstop at Steeleville High School...First-Team *Belleville News Democrat*...Led his team to a Cahokia Conference Championship in 2007...Named Most Valuable Player...Also played basketball, where he was First-Team All-Conference pick and his team's MVP in 2007...IHSA Sport A Winning Attitude Award-Winner...Won the *Southern Illinoisan* Future Leader and American Legion awards.

Personal: Born September 21, 1988...Majoring in Recreation...Son of David and Marilyn Wente...Hobbies include hunting and watching college basketball...Favorite Major League Baseball player is Chris Carpenter...Most memorable sports moment was winning the Region 24 Championship.

27



| Year | era | w-l | app | gs | cg | sho | sv | ip | h | r | er | bb | so | 2b | 3b | hr | bf | bavg | wp | hbp | bk | sfa | sha |
|-------|------|-----|-----|----|----|-----|----|------|----|----|----|----|----|----|----|----|----|------|----|-----|----|-----|-----|
| 2010 | 7.00 | 0-1 | 15 | 0 | 0 | 0/1 | 0 | 18.0 | 17 | 15 | 14 | 11 | 9 | 0 | 1 | 4 | 87 | .243 | 2 | 5 | 1 | 1 | 0 |
| TOTAL | 7.00 | 0-1 | 15 | 0 | 0 | 0/1 | 0 | 18.0 | 17 | 15 | 14 | 11 | 9 | 0 | 1 | 4 | 87 | .243 | 2 | 5 | 1 | 1 | 0 |



BLAKE SLATTERY

YEAR: SENIOR

POSITION: CENTER FIELD

HEIGHT: 6-3

WEIGHT: 220

BATS/THROWS: R/R

HOMETOWN: CAPE GIRARDEAU, Mo. - CAPE CENTRAL



GAME HIGHS

Hitting

At-Bats: 6 - (Two Times)

Hits: 5 - @ Morehead State (3-27-10)

RBI: 4 - Eastern Kentucky (4-2-10)

Doubles: 2 - Valparaiso (3-19-10)

Triples: 1 - (Two Times)

Home Runs: 1 - (Eight Times)

Total Bases: 7 - Eastern Kentucky (4-2-10)

Stolen Bases: 2 - @ Mississippi State (3-2-10)

2010: Saw action in 53 games and made 49 starts...Hit .311 with 61 hits, 36 runs scored, 41 RBI, nine doubles, two triples and six home runs...Stole 13 bases...Went 5-for-6 with three runs and two RBI in the series-opener against Morehead State (3/27)...Pieced together an 11-game hitting streak (3/16-4/2)...Hit .431 (19-for-44) with 13 runs scored, six doubles, four home runs and 18 RBI during that stretch...Drove in seven runs, scored four times and had two homers in a doubleheader against Eastern Kentucky (4/2)...Registered 11 multi-RBI and 15 multi-hit games.

2009: Saw limited action in 13 games...Scored two runs...Only hit of the season was a single vs. Purdue (2/27)...Registered three putouts in the outfield..

2008: Played in 36 games and made 25 starts in the outfield as a freshman...Hit .200 with 13 runs scored, four doubles, two home runs and eight RBI...Was a perfect 5-of-5 in stolen base attempts...Hit home runs in back-to-back games vs. Samford (4/20) and at Arkansas State (4/22)... Knocked in a season-high two runs at Arkansas State (4/22).

Prep: Named First-Team All-State, All-Region and All-Conference...Named Southeast Missouri Conference Player-of-the-Year after hitting .471 with 15 doubles, six home runs, five triples and 34 RBI as a senior...Scored 30 runs and stole seven bases in 2007... Posted 84 total bases and a .966 slugging percentage...Played in the MHSBCA East-West All-Star game...Played for the Cape Girardeau Ford and Sons American Legion summer team...Named Southeast Missourian Player-of-the-Year in football and

28

baseball...First-Team All-State as a defensive back and All-Conference as a quarter-back in football.

Personal: Born July 15, 1988...Majoring in Business Management with an emphasis in Organizational Leadership, Management and Marketing...Son of Terry and Annette Slattery, both Southeast graduates...His father, Terry, was a wide receiver on the Southeast football team, who led the team in receptions during the 1975 season...His brother, Patrick, is an infielder at Alabama-Huntsville...Enjoys fishing and playing Xbox...Favorite Major League Baseball player is Alex Rodriguez.



| Year | avg | gp-gs | ab | r | h | 2b | 3b | hr | rbi | tb | slg% | bb | hbp | so | gdp | ob% | sf | sh | sb-att | po | a | e | fld% |
|-------|------|--------|-----|----|----|----|----|----|-----|-----|------|----|-----|----|-----|------|----|----|--------|-----|---|---|-------|
| 2008 | .200 | 36-25 | 85 | 13 | 17 | 4 | 0 | 2 | 8 | 27 | .318 | 4 | 5 | 34 | 2 | .277 | 0 | 0 | 5-5 | 45 | 2 | 0 | 1.000 |
| 2009 | .077 | 13-1 | 13 | 2 | 1 | 0 | 0 | 0 | 1 | 1 | .077 | 1 | 0 | 5 | 0 | .133 | 1 | 0 | 0-0 | 3 | 0 | 0 | 1.000 |
| 2010 | .311 | 53-49 | 196 | 36 | 61 | 9 | 2 | 6 | 41 | 92 | .469 | 13 | 3 | 32 | 5 | .360 | 2 | 2 | 13-18 | 129 | 1 | 4 | .970 |
| TOTAL | .269 | 102-75 | 294 | 51 | 79 | 13 | 2 | 8 | 50 | 120 | .408 | 18 | 8 | 71 | 7 | .325 | 3 | 2 | 18-23 | 177 | 3 | 4 | .978 |



TIM RUPP

YEAR: SENIOR

POSITION: CATCHER

HEIGHT: 6-0

WEIGHT: 176

BATS/THROWS: R/R

HOMETOWN: FLORISSANT, MO. - FOREST PARK CC

GAME HIGHS

Hitting

At-Bats: 6 - (Two Times)

Hits: 5 - @ Morehead State (3-27-10)

RBI: 4 - Eastern Kentucky (4-2-10)

Doubles: 2 - Valparaiso (3-19-10)

Triples: 1 - (Two Times)

Home Runs: 1 - (Eight Times)

Total Bases: 7 - Eastern Kentucky (4-2-10)

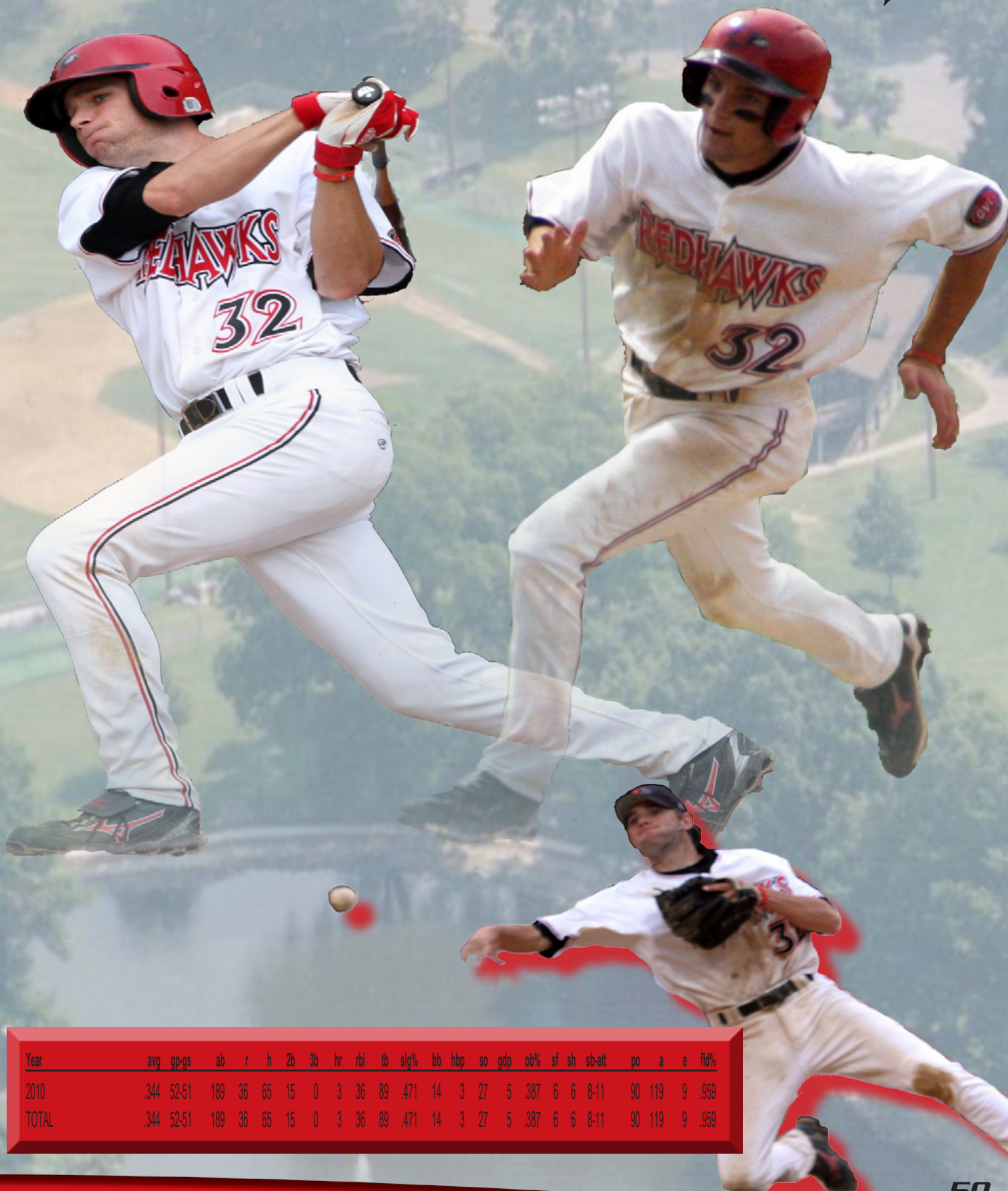
Stolen Bases: 2 - @ Mississippi State (3-2-10)

2010: Started 51 games...Hit .344 (65-for-189) with 36 runs scored, 36 RBI, 15 doubles and three home runs...Had a seven-game hitting streak from (4/18-28) with 13 hits and seven runs scored...Posted two 4-hit games, and five 3-hit games...Put together another seven-game hitting streak (5/15-26), where he hit .480 (12-for-25) with five runs scored, five doubles and nine RBI...Went 5-for-8 with two doubles and five RBI in three games against Austin Peay (5/15-16).

Forest Park CC: Attended Forest Park Community College...Led the nation in hitting in 2008...Third-Team All-American in 2009...Also named the 2009 Regional Player-of-the-Year.

Prep: Played shortstop at McCluer North High School...Two-Time All-Conference pick...Earned All-Conference honors three times as a member of the soccer team.

Personal: Born December 16, 1988...Majoring in Criminal Justice...Son of Dan and Shirley Rupp...His brother, Brian, is a minor league baseball manager of the Wilmington Blue Rocks in the Kansas City Royals organization...He was drafted by the St. Louis Cardinals in the 43rd round of the 1992 amateur draft...Brian played seven seasons of pro ball, reaching as high as AAA...Enjoys fishing and golfing...Favorite food is barbecue ribs...Favorite Major League Baseball player is Kyle McClellan...Most memorable sports moment was winning regionals in junior college.



| Year | avg | gp-gs | ab | r | h | 2b | 3b | hr | rbi | tb | slg% | bb | hbp | so | gdp | ob% | sf | sh | sb-att | po | a | e | fld% |
|-------|------|-------|-----|----|----|----|----|----|-----|----|------|----|-----|----|-----|------|----|----|--------|----|-----|---|------|
| 2010 | .344 | 52-51 | 189 | 36 | 65 | 15 | 0 | 3 | 36 | 89 | .471 | 14 | 3 | 27 | 5 | .387 | 6 | 6 | 8-11 | 90 | 119 | 9 | .959 |
| TOTAL | .344 | 52-51 | 189 | 36 | 65 | 15 | 0 | 3 | 36 | 89 | .471 | 14 | 3 | 27 | 5 | .387 | 6 | 6 | 8-11 | 90 | 119 | 9 | .959 |



LOUIE HASELTINE

YEAR: REDSHIRT SENIOR**POSITION: RIGHT FIELD****HEIGHT: 6-1****WEIGHT: 215****BATS/THROWS: R/L****HOMETOWN: ST. LOUIS, MO. - DESMET JESUIT****GAME HIGHS****Hitting**

At-Bats: 6 - (Five Times)

Hits: 3 - (Thirteen Times)

RBI: 7 - @ Tennessee Tech (3-21-09)

Doubles: 2 - (Three Times)

Home Runs: 2 - @ Tennessee Tech (3-21-09)

Total Bases: 10 - @ Tennessee Tech (3-21-09)

Stolen Bases: 2 - @ Austin Peay (4-25-09)

2010: Started all 55 games in right field...Earned Second-Team All-OVC honors... Led team with 17 home runs and ranked among conference and national leaders in that category...Currently ranks among Southeast's all-time career home run Ended the season with a .325 average, 14 doubles, 51 runs scored and 56 RBI...Had 23 multi-hit games, including seven with three hits...Had a 17-game hitting streak (4/2-28), where he hit .444 (32-for-72) with six doubles, seven home runs and 24 RBI...Hit a home run in five-consecutive games (3/20-27)...Drove in four runs on four occasions...Had four RBI in back-to-back games against Tennessee Tech (4/11) and Arkansas State (4/14)...Tracked down 14 fly balls in a three-game series against Tennessee Tech.

2009: Named Second-Team All-OVC at designated hitter after a breakout season...Led the Redhawks with a .667 slugging percentage...Hit .325 with 10 doubles, 11 home runs and 37 RBI in 45 games and 34 starts...Had a career day in the OVC-opener at Tennessee Tech (3/21), going 3-for-3 with a pinch-hit grand slam, two-run homer and run-scoring double...He had seven RBI through the first five innings of that game...Notched three hits on six occasions...Went 3-for-6 with two doubles, a home run and five RBI at Austin Peay (4/26)...Went 3-for-4 with a home run and four RBI at Eastern Kentucky (5/10)...Delivered a game-tying three-run homer with two outs in the bottom of the eighth inning vs. UT Martin (3/28)...Posted a perfect fielding percentage with 24 putouts and one assist between first base and the two corner outfield spots.



2008: Played in nine games, mainly as a pinch-hitter...Hit .111 (1-for-9) with two walks and four runs scored...Registered his first career hit with a pinch-hit single vs. Central Arkansas (5/13)...Made his Southeast Missouri State debut at Arkansas-Pine Bluff (2/22).

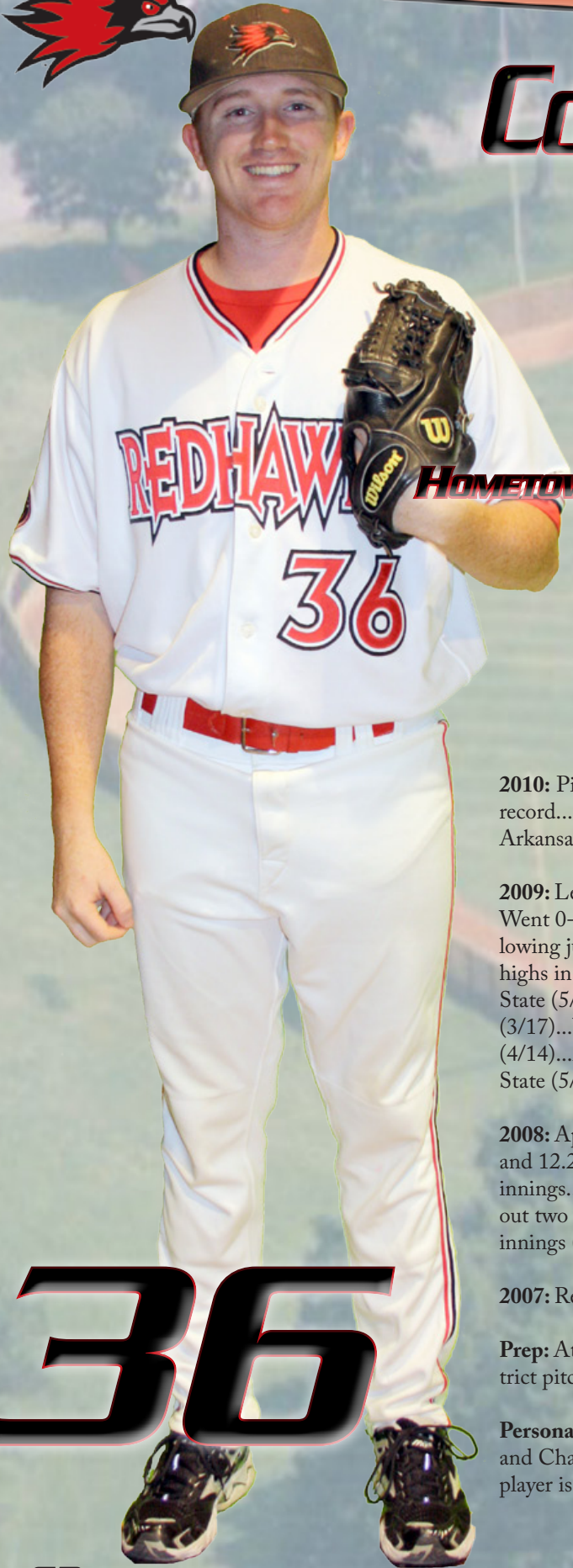
2007: Redshirted ... Southeast Scholar-Athlete.

Prep: All-Conference selection at De Smet Jesuit High School...Also played football for the Class 6 State Champions in 2005...Minds in Motion Scholar-Athlete...Named American Legion District 10 Most Valuable Player in 2006 after hitting .453 with 12 home runs and 58 RBI.

Personal: Born October 7, 1987...Son of Steve and Terri Haseltine...Favorite Major League Baseball player is Albert Pujols...His sister, Maddie, plays volleyball at Towson...Former kicker for the Southeast football team.



| Year | avg | gp-gs | ab | r | h | 2b | 3b | hr | rbi | tb | slg% | bb | hbp | so | gdp | ob% | sf | sh | sb-att | po | a | e | fld% |
|-------|------|--------|-----|----|-----|----|----|----|-----|-----|------|----|-----|----|-----|------|----|----|--------|-----|---|---|-------|
| 2008 | .111 | 9-0 | 9 | 4 | 1 | 0 | 0 | 0 | 0 | 1 | .111 | 2 | 0 | 2 | 0 | .273 | 0 | 0 | 0-0 | 15 | 0 | 1 | .938 |
| 2009 | .325 | 45-34 | 126 | 30 | 41 | 10 | 0 | 11 | 37 | 84 | .667 | 14 | 2 | 37 | 3 | .399 | 1 | 0 | 5-6 | 24 | 1 | 0 | 1.000 |
| 2010 | .325 | 55-55 | 212 | 51 | 69 | 14 | 0 | 17 | 56 | 134 | .632 | 21 | 9 | 54 | 2 | .406 | 2 | 0 | 1-4 | 132 | 4 | 2 | .986 |
| TOTAL | .320 | 109-89 | 347 | 85 | 111 | 24 | 0 | 28 | 93 | 219 | .631 | 37 | 11 | 93 | 5 | .399 | 3 | 0 | 6-10 | 171 | 5 | 3 | .983 |



COREY HARNESS

YEAR: REDSHIRT-SENIOR

POSITION: PITCHER

HEIGHT: 5-11

WEIGHT: 178

BATS/THROWS: R/R

HOMETOWN: SPRING, TEXAS - KLEIN COLLINS

GAME HIGHS

Pitching

Innings: 7.2 - Morehead State (5-21-09)

Strikeouts: 5 - (Two Times)

2010: Pitched in 12 games and made five starts...Finished the year with a 1-3 record...Earned first career win after striking out four in five scoreless innings vs. Arkansas State (3/24)...Recorded a total of 22 strikeouts in 23.1 innings.

2009: Led the Redhawks with a 4.55 ERA in nine appearances and four starts...Went 0-1 with 23 strikeouts in 29.2 inning...Came on strong late in the season, allowing just nine earned runs over his final 19 innings of work... Established career-highs in innings (7.2) and strikeouts (5) in his OVC Tournament start vs. Morehead State (5/21)...Recorded five strikeouts over three innings of relief at Missouri State (3/17)...Worked 5.2 innings in his first start of the season at Southern Illinois (4/14)...Allowed just one earned run in 5.2 innings out of the bullpen at Morehead State (5/16).

2008: Appeared in five games, while making two starts...Finished with a 0-2 record and 12.27 ERA...Struck out seven, gave up 12 hits and allowed 10 earned runs in 7.1 innings...Made his Southeast debut at Arkansas-Pine Bluff (2/23), where he struck out two in two scoreless innings...Made first career start and posted season-highs in innings (3.0) and strikeouts (4) vs. Arkansas State (4/9).

2007: Redshirted...Southeast Scholar-Athlete.

Prep: Attended Klein Collins High School, where he was a Second-Team All-District pitcher as a senior.

Personal: Born June 25, 1988...Majoring in Biomedical Sciences...Son of Donna and Charlie Harness...Enjoys playing the guitar...Favorite Major League Baseball player is Huston Street.



| Year | era | w-l | app | gs | cg | sho | sv | ip | h | r | er | bb | so | 2b | 3b | hr | bf | bavg | wp | hbp | bk | sfa | sha |
|-------|-------|-----|-----|----|----|-----|----|------|----|----|----|----|----|----|----|----|-----|------|----|-----|----|-----|-----|
| 2008 | 12.27 | 0-2 | 5 | 2 | 0 | 0/0 | 0 | 7.1 | 12 | 10 | 10 | 5 | 7 | 3 | 0 | 1 | 41 | .375 | 0 | 1 | 0 | 2 | 1 |
| 2009 | 4.55 | 0-1 | 9 | 4 | 0 | 0/0 | 0 | 29.2 | 25 | 22 | 15 | 21 | 23 | 4 | 1 | 3 | 143 | .236 | 2 | 11 | 0 | 3 | 2 |
| 2010 | 8.10 | 1-3 | 12 | 5 | 0 | 0/1 | 0 | 23.1 | 35 | 23 | 21 | 12 | 22 | 14 | 0 | 1 | 118 | .357 | 4 | 4 | 0 | 1 | 3 |
| TOTAL | 6.86 | 1-6 | 26 | 11 | 0 | 0/1 | 0 | 60.1 | 72 | 55 | 46 | 38 | 52 | 21 | 1 | 5 | 302 | .305 | 6 | 16 | 0 | 6 | 6 |



CASEY JONES

YEAR: SENIOR

POSITION: UTILITY

HEIGHT: 6-1

WEIGHT: 220

BATS/THROWS: R/R

: ST. LOUIS, MO. - FOREST PARK CC

GAME HIGHS

Hitting

At-Bats: 6 - (Three Times)

Hits: 4 (Two Times)

RBI: 6 - Southern Illinois (4-20-10)

Doubles: 2 - @ Eastern Illinois (5-22-10)

Triples: 1 - @ Mississippi State (3-5-10)

Home Runs: 2 - (Two Times)

Total Bases: 10 - Southern Illinois (4-6-10)

2010: Started 49 of 50 games...First-Team All-Ohio Valley Conference utility player...Earned OVC Player of the Week honors on Apr. 26...Started his rookie campaign on a 14-game hitting streak (3/2-23), where he had multiple-hits in 11 contests...Also posted three or more hits on three occasions over that span...Later put together a season-long 18-game hitting streak (4/3-5/5)...Ended the season with 28 multi-hit games...Led the Redhawks with 20 multi-RBI performances...Had four or more RBI in five games...Notched a total of 22 RBI over a 10-game span (4/17-5/2)...Ten of those RBI came in consecutive games (vs. Southern Illinois and vs. Harris-Stowe)...Reached base safely in 38 straight games (3/2-5/5)...Held a batting average of .400 or better until the final four games of the season... Ended up hitting .498 with 41 runs scored, 15 doubles, one triple, 10 home runs and a team-high 66 RBI...Finished with the fifth-best batting average in the league...Ranked 22nd in the nation in RBI per game...Helped Southeast rank seventh in the nation in batting average with a .346 clip.

Forest Park Community College: Capped his junior college career with a .358 batting average, 62 hits, 15 doubles and 57 RBI...Was named a Junior College Pre-season All-American.



Prep: Caught and played first base at Oakville High School...Three-time First-Team All-Conference and First-Team All-State selection...Also played hockey and finished third in total points on Oakville's State Championship team.

Personal: Born July 12, 1987...Majoring in Sport Management with a minor in Business Administration...Son of Gary and Tammy Jones...Favorite Major League Baseball player is Albert Pujols...Favorite type of music is alternative rock.



| Year | avg | gp-gs | ab | r | h | 2b | 3b | hr | rbi | tb | slg% | bb | hbp | so | gdp | ob% | sf | sh | sb-att | po | a | e | fld% |
|-------|------|-------|-----|----|----|----|----|----|-----|-----|------|----|-----|----|-----|------|----|----|--------|----|----|----|------|
| 2010 | .398 | 50-49 | 206 | 41 | 82 | 15 | 1 | 10 | 66 | 129 | .626 | 20 | 0 | 25 | 6 | .447 | 2 | 0 | 0-0 | 32 | 49 | 13 | .862 |
| TOTAL | .398 | 50-49 | 206 | 41 | 82 | 15 | 1 | 10 | 66 | 129 | .626 | 20 | 0 | 25 | 6 | .447 | 2 | 0 | 0-0 | 32 | 49 | 13 | .862 |



KENTON PARMLEY

YEAR: JUNIOR

POSITION: SHORTSTOP

HEIGHT: 6-1

WEIGHT: 210

BATS/THROWS: R/R

HOMETOWN: GOREVILLE, ILL. - GOREVILLE

GAME HIGHS

Hitting

At-Bats: 6 - (Six Times)

Hits: 4 - (Two Times)

RBI: 3 - (Four Times)

Doubles: 2 - (Three Times)

Triples: 1 - (Two Times)

Home Runs: 2 - @ Morehead State (3-28-10)

Total Bases: 10 - @ Morehead State (3-28-10)

Stolen Bases: 2 - (Four Times)

2010: Started all 55 games at shortstop...Named Second-Team All-Ohio Valley Conference...Hit .380 (90-for-237) with 10 doubles, one triple and 11 home runs...Drove in 42 runs and scored 67 times...Led the team with 32 multi-hit games, including a team-high 13 three-hit performances...Hit two home runs and had 10 total bases against Morehead State (3/28)...Posted a 10-game hitting streak from (3/24-4/10), where he hit .488 (22-for-45) with 24 runs scored, 13 RBI, five home runs and six stolen bases...Raised his average 50 points (.320 to .370) during that stretch...Had seven-consecutive multi-hit games (3/27-4/6)...Went 12-for-17 (.705 avg.) with four-straight three-hit games (5/7-15)...Ranked 38th in the nation in runs per game.

2009: Became the seventh freshman in Southeast history to be named to the OVC All-Freshman Team...Also earned a spot on the OVC All-Tournament Team...Started all but one game at shortstop...Hit .306 with 33 runs scored, 11 doubles, one triple, three home runs and 27 RBI...Registered a .434 slugging percentage and .376 on-base percentage...Ranked third on the team with 13 stolen bases...Posted multiple-hits 14 times and multiple-RBI on five occasions...Notched a career-high four hits against Morehead State (5/21) at the OVC Tournament...Went 3-for-3 with his first career triple vs. Evansville (4/21)...Had three hits at Eastern Kentucky (5/8)...First career home run was a two-run shot that broke a 6-6 tie in the eighth inning vs. Northern Illinois (3/13).

Prep: Named First-Team All-State as a shortstop and pitcher at Goreville High School...Earned All-South honors as a junior and senior...Most Valuable Player, Silver Slugger and Gold Glove Award winner for the Marion League...Won his school's batting title all

4



four years of his prep career...Went 4-for-5 against 4th-round Major League Baseball draft pick Michael Broadway as a freshman... Named All-South in basketball...Led his team in scoring, assists and steals as a senior.

Personal: Born May 24, 1990...Majoring in Criminal Justice...Son of Gary and Cindy Parmley...Enjoys watching ESPN's SportsCenter...Favorite Major League Baseball player is Jose Reyes.



| Year | avg | gp-gs | ab | r | h | 2b | 3b | hr | rbi | tb | slg% | bb | hbp | so | gdp | ob% | sf | sh | sb-att | po | a | e | fld% |
|-------|------|---------|-----|-----|-----|----|----|----|-----|-----|------|----|-----|----|-----|------|----|----|--------|-----|-----|----|------|
| 2009 | .306 | 50-50 | 173 | 33 | 53 | 11 | 1 | 3 | 23 | 75 | .434 | 18 | 2 | 35 | 4 | .376 | 1 | 1 | 13-16 | 68 | 134 | 19 | .914 |
| 2010 | .380 | 55-55 | 237 | 67 | 90 | 10 | 1 | 11 | 42 | 135 | .570 | 20 | 5 | 20 | 1 | .429 | 6 | 1 | 12-17 | 98 | 147 | 12 | .953 |
| TOTAL | .349 | 105-105 | 410 | 100 | 143 | 21 | 2 | 14 | 65 | 210 | .512 | 38 | 7 | 55 | 5 | .407 | 7 | 2 | 25-33 | 166 | 281 | 31 | .935 |



TAYLOR HEON

YEAR: REDSHIRT JUNIOR

POSITION: SECOND BASE

HEIGHT: 5-8

WEIGHT: 175

BATS/THROWS: R/R

HOMETOWN: PACIFICA, CALIF. - SKYLINE CC

GAME HIGHS

Hitting

At-Bats: 5 - (Two Times)

Hits: 2 - (Three Times)

RBI: 2 - (Two Times)

Doubles: 1 - @ Auburn (2-20-10)

Total Bases: 3 - (@ Auburn (2-20-10))

* - Season ending injury after sixth game of the year

2010: Started the first six games at second base, before suffering a season-ending injury...Hit .367 with seven hits, four runs scored, a double, four walks and six RBI in 19 at-bats...Had two hits in each of his first three games.

Skyline College: Two-time Second-Team All-Conference infielder...Was named his team's Defensive Player-of-the-Year in 2009...Rawlings Gold Glove winner of the Pacific Division...Finished his junior college career with a .323 batting average, five home runs and 37 RBI...Led the team with 42 runs and 36 walks.

Prep: Played second base and shortstop at Junipero Serra High School...First-Team All-Conference and All-County selection as a junior and senior...Most Valuable Player as a senior after hitting .414 with three home runs and 27 RBI.

Personal: Born May 13, 1989...Majoring in Sports Management...Son of Carla and Don Heon...Favorite hobby is golfing...Favorite Major League Baseball player is Barry Bonds...Most memorable sports moment was hitting a walk-off double in the first round of the 2008 California Community College State Playoffs.

5



| Year | avg | gp-gs | ab | r | h | 2b | 3b | hr | rbi | tb | slg% | bb | hbp | so | gdp | ob% | sf | sh | sb-att | po | a | e | fld% |
|-------|------|-------|----|---|---|----|----|----|-----|----|------|----|-----|----|-----|------|----|----|--------|----|----|---|------|
| 2010 | .368 | 6-6 | 19 | 4 | 7 | 1 | 0 | 0 | 6 | 8 | .421 | 4 | 1 | 1 | 0 | .480 | 1 | 0 | 0-0 | 9 | 10 | 1 | .950 |
| TOTAL | .368 | 6-6 | 19 | 4 | 7 | 1 | 0 | 0 | 6 | 8 | .421 | 4 | 1 | 1 | 0 | .480 | 1 | 0 | 0-0 | 9 | 10 | 1 | .950 |



TRENTON MOSES

YEAR: REDSHIRT JUNIOR

POSITION: THIRD BASE

HEIGHT: 6-3

WEIGHT: 228

BATS/THROWS: R/R

HOMETOWN: ADVANCE, MO. - ADVANCE



GAME HIGHS

Hitting

At-Bats: 6 - @ Eastern Illinois (5-3-08)

Hits: 4 - Tennessee Tech (3-22-08)

RBI: 3 - (Three Times)

Doubles: 2 - (Two Times)

Home Runs: 1 - (Six Times)

Total Bases: 6 - (Two Times)



2010: Started the first four games of the season at third base before his year was cut short due to injury...Hit .267 with four hits in 15 at-bats...Went 2-for-4 with one RBI against Auburn (2/20).

2009: Started 47 of 50 games at third base...Hit .258 with 11 doubles, two home runs and 24 RBI...Posted a .366 on-base percentage and .365 slugging percentage...Registered nine multi-hit and five multi-RBI performances...Drew 18 walks and was hit by a pitch eight times...Held a seven-game hitting streak from March 7-15...Hit a three-run home run vs. Northern Iowa (3/7)...Had a season-high three hits at then-No. 16 Alabama (2/21) and vs. Northern Illinois (3/14)...Drew a career-high three walks at Austin Peay (4/26)...Registered three stolen bases.

2008: Named to the OVC All-Newcomer Team after hitting .264 with eight doubles, four home runs and 24 RBI as a freshman...Started 44 of 48 games at third base...Was the only freshman in the everyday starting lineup...Hit over .395 during his first month of the season...Notched 42 hits, 25 runs scored, 12 walks and posted a .390 slugging percentage...Was hit by a pitch a team-high 10 times...Ranked second on the team with four sacrifice flies...Hit .304 with all four of his home runs, three doubles and 17 RBI in OVC play...Hit .317 with seven doubles and nine RBI in home games...Had two or more hits on 13 occasions...Registered five multi-RBI performances...Had a career-high four hits, including two doubles in the series finale vs. Tennessee Tech (3/22) ...Went 3-for-4 with a double and two RBI in the OVC-opener vs. Tennessee Tech (3/21)...Hit his first career home run and tied a career-best three RBI in a rain-shortened game at

9



UT Martin (3/29)...Homered and drove in three runs to open the Morehead State (5/16) series.

Prep: All-state, all-conference and All-Southeast Missourian for three years as an infielder and pitcher for Advance High School in Advance, Mo. ... batted .549 with seven doubles, 17 RBIs, 16 runs scored and one home run while not striking out once in 63 plate appearances as a junior ... recorded a 1.87 ERA with 47 strikeouts and only five walks in 30 innings on the mound in 2006 ... all-conference, all-region basketball player ... honor roll student that finished in the top 10 in his graduating class.

Personal: Born February 9, 1989...Undecided on his major...Son of Bob and Lisa Moses...Enjoys playing video games and listening to music ... Favorite Major League Baseball player is Yadier Molina.



| Year | avg | gp-gs | ab | r | h | 2b | 3b | hr | rbi | tb | slg% | bb | hbp | so | gdp | ob% | sf | sh | sb-att | po | a | e | fld% |
|-------|------|--------|-----|----|----|----|----|----|-----|-----|------|----|-----|----|-----|------|----|----|--------|----|-----|----|-------|
| 2008 | .264 | 48-44 | 159 | 25 | 42 | 8 | 0 | 4 | 24 | 62 | .390 | 12 | 10 | 27 | 5 | .346 | 4 | 0 | 1-2 | 26 | 67 | 8 | .921 |
| 2009 | .258 | 50-47 | 159 | 31 | 41 | 11 | 0 | 2 | 24 | 58 | .365 | 19 | 8 | 32 | 3 | .366 | 0 | 4 | 3-3 | 28 | 84 | 10 | .918 |
| 2010 | .267 | 4-4 | 15 | 1 | 4 | 1 | 0 | 0 | 1 | 5 | .333 | 2 | 0 | 3 | 0 | .333 | 1 | 0 | 0-1 | 4 | 8 | 0 | 1.000 |
| TOTAL | .261 | 102-95 | 333 | 57 | 87 | 20 | 0 | 6 | 49 | 125 | .375 | 33 | 18 | 62 | 8 | .355 | 5 | 4 | 4-6 | 58 | 159 | 18 | .923 |



JESSE TIERNEY

YEAR: JUNIOR

POSITION: CATCHER

HEIGHT: 6-0

WEIGHT: 181

BATS/THROWS: LR

HOMETOWN: ST. LOUIS, MO. - VIANNEY

GAME HIGHS

Hitting

At-Bats: 5 - (Three Times)

Hits: 2 - (Three Times)

RBI: 2 - (Two Times)

Doubles: 1 - (Two Times)

Home Runs: 1 - (Two Times)

Total Bases: 4 - (Two Times)



2010: Saw action in 28 games and made 17 starts at catcher...Hit .308 (20-for-65), with nine runs scored, eight RBI, a double and a home run...Ended the season on a six-game hitting streak (5/16-27)...Started that streak with multiple-hits in three-straight games...Did not commit an error in 85 chances.

2009: Played in 30 games, primarily as a pinch-hitter...Hit .176 (6-for-34) with one home run, a double and five RBI...Hit first career home run at Missouri State (3/17)...First career hit was a single at Saint Louis (3/3)...Drew three walks.

Prep: First-Team All-State and All-Conference catcher at St. John Vianney High School...Second-Team All-Metro... Helped lead his team to a State Championship...Coached by former Major Leaguer Steve Bieser, who played at Southeast... Was teammates with Redhawks Jim Klocke, Josh Syberg, Tony Spencer and Stephen Massie ... Made the Honor Roll.

Personal: Born March 7, 1990...Majors in Accounting...Son of John and Kathy Tierney...Favorite Major League Baseball player is J.D. Drew.

11



| Year | avg | gp-gs | ab | r | h | 2b | 3b | hr | rbi | tb | slg% | bb | hbp | so | gdp | ob% | sf | sh | sb-att | po | a | e | fld% |
|-------|------|-------|----|----|----|----|----|----|-----|----|------|----|-----|----|-----|------|----|----|--------|-----|----|---|-------|
| 2009 | .176 | 30-5 | 34 | 4 | 6 | 1 | 0 | 1 | 5 | 10 | .294 | 3 | 0 | 11 | 0 | .231 | 2 | 3 | 0-0 | 57 | 7 | 1 | .985 |
| 2010 | .308 | 28-17 | 65 | 9 | 20 | 1 | 0 | 1 | 8 | 24 | .369 | 10 | 0 | 10 | 1 | .400 | 0 | 3 | 2-4 | 78 | 7 | 0 | 1.000 |
| TOTAL | .263 | 58-22 | 99 | 13 | 26 | 2 | 0 | 2 | 13 | 34 | .343 | 13 | 0 | 21 | 1 | .342 | 2 | 6 | 2-4 | 135 | 14 | 1 | .993 |



BRENNAN MALHAM

YEAR: REDSHIRT-JUNIOR

POSITION: INFIELD

HEIGHT: 5-11

WEIGHT: 210

BATS/THROWS: R/R

HOMETOWN: AUBURN, ILL. - LINCOLN LAND CC

GAME HIGHS

Hitting

At-Bats: 4 - @ Auburn (2-20-10)

Hits: 2 - @ Auburn (2-20-10)

Doubles: 1 - @ Saint Louis (3-2-10)

Total Bases: 2 - (Two Times)

2010: Played in eight games and started four in the outfield...Hit .227 (5-for-27), with seven runs scored and a double on the year...Went 2-for-5 with two runs scored and a stolen base in his first career start against Auburn (2/20)...Went 1-for-1 with a run scored and a walk as a pinch-hitter at Auburn (2/21).

Lincoln Land Community College: Earned Second-Team All-Conference accolades and led the team in home runs, doubles, RBI and slugging percentage as a freshman... First-Team All-Region, All-Conference and All-Sectional selection as a sophomore... Also garnered Second-Team All-American honors...Finished second in the nation at the Division II Junior College level in RBI as a sophomore...Academic All-American who made the Dean's List.

Prep: Four-year starting shortstop and pitcher at Auburn High School...Three-year team captain...State Hitting Derby Finalist...Sports Page Player-of-the-Year and member of the Elite Eight Team...*State Journal Register* All-Area and First-Team All-Conference pick...Home run Derby Champion...Received team pitching, hitting and work ethic awards...Also played football and basketball...Three-year letterman in football, who led the area in tackles...Earned All-Conference honors as both a linebacker and wide receiver...Was Salutatorian of class...All-State Academic Team (football)...Illinois State Scholar...*State Journal Register* Scholar-of-the-Week.

Personal: Born March 27, 1989...Majoring in Athletic Training and Nutrition...Son of Darren and Susan Malham...Enjoys lifting, playing baseball and football...Favorite professional athlete is Michael Jordan.

12



| Year | avg | gp-gs | ab | r | h | 2b | 3b | hr | rbi | tb | slg% | bb | hbp | so | gdp | ob% | sf | sh | sb-att | po | a | e | fld% |
|-------|------|-------|----|---|---|----|----|----|-----|----|------|----|-----|----|-----|------|----|----|--------|----|---|---|------|
| 2010 | .227 | 8-4 | 22 | 7 | 5 | 1 | 0 | 0 | 0 | 6 | .273 | 2 | 0 | 6 | 0 | .292 | 0 | 0 | 1-1 | 6 | 2 | 1 | .889 |
| TOTAL | .227 | 8-4 | 22 | 7 | 5 | 1 | 0 | 0 | 0 | 6 | .273 | 2 | 0 | 6 | 0 | .292 | 0 | 0 | 1-1 | 6 | 2 | 1 | .889 |



KODY CAMPBELL

YEAR: JUNIOR

POSITION: FIRST BASE

HEIGHT: 6-4

WEIGHT: 232

BATS/THROWS: L/R

HOMETOWN: ORAN, MO. - ORAN

GAME HIGHS

Hitting

At-Bats: 6 - @ Morehead State (3-27-10)

Hits: 4 - @ Morehead State (3-27-10)

RBI: 3 - Valparaiso (3-19-10)

Doubles: 2 - @ Morehead State (3-27-10)

Home Runs: 1 - (Two Times)

Total Bases: 6 - @ Morehead State (3-27-10)

Stolen Bases: 1 - @ Auburn (2-19-10)

2010: Played in 40 games and made 31 starts...Hit .291 with 27 runs scored and seven doubles in 105 at-bats...Went 4-for-6 with two doubles and two RBI in first game against Morehead State (3/27)...Drove in a season-high three runs in the first game of the series against Valparaiso (3/19)...Recorded seven multi-hit games...Went a combined 7-for-15 (.467) in series against Morehead State.

2009: OVC Medal of Honor recipient...Played in 24 games and made 16 starts at designated hitter as a freshman...Hit .298 (14-for-47) with four doubles, one home run and eight RBI...Registered a .447 slugging percentage and .414 on-base percentage...Scored 12 runs and drew eight walks...Singled to left field in his first career at-bat vs. Lyon College (2/24)...Belted a two-run home run in the only at-bat of his first career start vs. St. Catharine (3/4)...Recorded a season-high three hits with a double and two RBI vs. Northern Illinois (3/14)...Matched a season-high two RBI at Murray State (4/11)...Scored a season-high two runs vs. Northern Iowa (3/7) and Jacksonville State (4/4).

Prep: Earned First-Team Class 1 All-State honors as a senior at Oran High School...Named First-Team All-Scott-Mississippi Conference in all four of his prep seasons...2006 Scott-Mississippi Conference Player-of-the-Year...Was named to the 2006 Midwest Classic All-Tournament Team...Led his team to a third-place finish in Missouri Class 1 in both 2006 and 2008...Two-time First-Team All-Conference and All-Region selection in basketball...Wendy's High School Heisman nominee.

Personal: Born December 20, 1989...Majoring in Sports Management with a minor in Business Administration...Scored a 31 on his ACT and won the Missouri Bright Flight Academic Scholarship...Enjoys golfing and playing the guitar...Aspires to be a General Manager in Major League Baseball...Favorite Major League Baseball player is Manny Ramirez.

20



| Year | avg | gp-gs | ab | r | h | 2b | 3b | hr | rbi | tb | slg% | bb | hbp | so | gdp | ob% | sf | sh | sb-att | po | a | e | fld% |
|-------|------|-------|-----|----|----|----|----|----|-----|----|------|----|-----|----|-----|------|----|----|--------|-----|----|---|------|
| 2009 | .298 | 24-16 | 47 | 12 | 14 | 4 | 0 | 1 | 8 | 21 | .447 | 8 | 2 | 6 | 2 | .414 | 1 | 1 | 0-0 | 2 | 1 | 1 | .750 |
| 2010 | .295 | 40-31 | 105 | 27 | 31 | 7 | 0 | 1 | 19 | 41 | .390 | 22 | 8 | 19 | 5 | .449 | 1 | 3 | 1-3 | 220 | 12 | 7 | .971 |
| TOTAL | .296 | 64-47 | 152 | 39 | 45 | 11 | 0 | 2 | 27 | 62 | .408 | 30 | 10 | 25 | 7 | .438 | 2 | 4 | 1-3 | 222 | 13 | 8 | .967 |



SHAE SIMMONS

YEAR: SOPHOMORE

POSITION: PITCHER

HEIGHT: 5-11

WEIGHT: 176

BATS/THROWS: R/R

HOMETOWN: SCOTT CITY, Mo. - SCOTT CITY



GAME HIGHS

Pitching

Innings: 5.0 (Two Times)

Strikeouts: 6 - @ Mississippi State (3-5-10)

2010: Made 21 appearances on the mound as a true freshman...Reeled in Ping!Baseball Freshman All-American Third-Team honors, Louisville Slugger Freshman All-American accolades and First-Team All-Ohio Valley Conference laurels...Named the OVC Freshman of the Year...Compiled a 3.20 ERA with five saves in 39.1 innings...Posted 43 strikeouts and allowed just 23 hits, only six of which went for extra bases...Compiled a 3-3 record...His longest outing was five innings against Mississippi State (3/5)...Had a season-high six strikeouts in that game...Held opponents to a mere .153 batting average.

Prep: Played shortstop and pitched for nearby Scott City High School...Helped lead his team to a State Championship in 2008...All-Scott Mississippi Conference honoree in 2008 and 2009...Garnered All-District honors and made the All-Southeast Missourian Team three times...Two-time First-Team All-State pick...Struck out 12 in six innings during the State Championship game...Played four years as a guard on the basketball team.

Personal: Born September 3, 1990...Majors in Criminal Justice...Son of Billy and Susan Simmons...Enjoys hunting...Most memorable sports moment was winning the 2008 State Championship...Chose to attend Southeast because it was close to home.

21



| Year | era | w-l | app | gs | cg | sho | sv | ip | h | r | er | bb | so | 2b | 3b | hr | bf | bavg | wp | hbp | bk | sfa | sha |
|-------|------|-----|-----|----|----|-----|----|------|----|----|----|----|----|----|----|----|-----|------|----|-----|----|-----|-----|
| 2010 | 3.20 | 3-3 | 25 | 2 | 0 | 0/0 | 5 | 39.1 | 23 | 18 | 14 | 21 | 43 | 5 | 0 | 1 | 164 | .173 | 3 | 2 | 2 | 3 | 5 |
| TOTAL | 3.20 | 3-3 | 25 | 2 | 0 | 0/0 | 5 | 39.1 | 23 | 18 | 14 | 21 | 43 | 5 | 0 | 1 | 164 | .173 | 3 | 2 | 2 | 3 | 5 |



RYAN PRICKETT

YEAR: JUNIOR

POSITION: PITCHER

HEIGHT: 5-11

WEIGHT: 167

BATS/THROWS: L/L

HOMETOWN: DWASSO, OKLA. - FT. SCOTT CC



Fort Scott CC: Worked 42.1 innings during his first year as a collegiate athlete... Compiled a 3-4 record and a 4.89 ERA...Struck out 44 in nine appearances... As a sophomore, pitched in 10 games and fashioned a 3-7 record...Struck out 52 in 57.0 innings that year.

Prep: Went 16-0 during his career...Won back-to-back state titles as a junior and senior...Compiled a 1.56 ERA as a senior...Earned All-Conference honors as a junior and senior...

Personal: Son of Lew and Karen Prickett...Born on March 5, 1990...Majoring in Criminal Justice.

30

DEREK GIBSON

YEAR: REDSHIRT-FRESHMAN

POSITION: INFIELD

HEIGHT: 6-3

WEIGHT: 210

BATS/THROWS: L/R

HOMETOWN: BONNE TERRE, Mo. - NORTH COUNTY



2010: Served as the backup quarterback on the Redhawk football team that finished 13th nationally with a 9-3 record and its first-ever Ohio Valley Conference title and NCAA Playoff berth...Will provide depth in the infield this season on the diamond.

38



COLE BIESER

YEAR: REDSHIRT-FRESHMAN

POSITION: OUTFIELD

HEIGHT: 5-11

WEIGHT: 200

BATS/THROWS: S/R

HOMETOWN: STE. GENEVIEVE, MO. - VALLE CATHOLIC



2010: Redshirted.

Prep: Attended Valle Catholic High School, where he split time between center field and second base...Two-time First-Team All-Conference and All-State honoree...Was named to the KTJJ Dream Team and garnered Senior-of-the-Year honors...Also played football and was both a First-Team All-Southeast Coaches and Second-Team All-Conference defensive back as a junior...Was a Scholar-Athlete in each of his last three years of high school.

Personal: Born March 29, 1991...Undecided on his major...Son of Steve and Diahann Bieser...His father, Steve, played baseball at Southeast and is a former Major Leaguer, who was known primarily for catching and playing all three outfield positions...He was drafted by Philadelphia in 1989 and made it to AAA within the Phillies organization before making his Major League debut with the New York Mets in 1997...He concluded his professional career with the Pittsburgh Pirates...Most memorable sports moment was winning the state title his senior year.

7

CHRISTIAN HULL

YEAR: FRESHMAN

POSITION: PITCHER

HEIGHT: 6-1

WEIGHT: 190

BATS/THROWS: L/L

HOMETOWN: O'FALLON, MO. - FT. ZUMWALT WEST



Prep: Three-year starter at Fort Zumwalt West High School...Went 11-3 with a 1.56 ERA...Registered 96 strikeouts in 81 innings...Hit .382 with 89 hits, 24 doubles and 65 RBI...Garnered All-District honors as a senior after posting an average of 9.38 strikeouts per seven innings...Struck out 46 in 34 innings, while hitting .386 that year...As a junior, he went 7-1 with a 1.63 ERA, hit .382 and was named Honorable Mention All-State...Compiled a 3.55 GPA and made the Honor Roll all eight of his semesters in high school.

14



DALTON HEWITT

YEAR: FRESHMAN

POSITION: CATCHER/OUTFIELD

HEIGHT: 5-10

WEIGHT: 186

BATS/THROWS: R/R

HOMETOWN: BALLWIN MO. - VIANNEY

REDHAWK

15

Prep: Three-year starter under Steve Bieser at Vianney High..Hit .415 with 14 doubles, one triple and two home runs for the Griffins...Earned All-State honors in baseball and was an All-State pick as a quarterback on Vianney's football team... Three-time Metro Catholic Conference selection...Son of Todd and Kathy Hewitt... His father served as the equipment manager for the St. Louis Rams for over 10 years...Has two brothers who currently play college football...Travis plays at Arkansas State and Josh plays at Avila University in Kansas City, Mo.

ANDY LENNINGTON

YEAR: FRESHMAN

POSITION: SHORTSTOP/PITCHER

HEIGHT: 6-0

WEIGHT: 181

BATS/THROWS: R/R

HOMETOWN: FRANKLIN, TENN. - BRENTWOOD ACADEMY



Prep: All-Region selection at Brentwood Academy in Franklin, Tenn...Hit .318 with eight home runs and 32 RBI as a senior... Also added 11 doubles and three triples...Was named to the All-County team after hitting .370 with three home runs and 32 RBI as a junior...Hit .344 with 16 RBI, one home run, six doubles and one triple during his sophomore year...Was a member three Tennessee State Championship teams, while boasting a 3.6 GPA.

16



MICHAEL FELLING

YEAR: FRESHMAN

POSITION: PITCHER

HEIGHT: 6-4

WEIGHT: 175

BATS/THROWS: LL

HOMETOWN: KIRKWOOD, MO. - KIRKWOOD



Prep: Hit .367 as a senior and was named First-Team All-Conference at Kirkwood High School... Hit .380 as a junior en route to Second-Team All-Conference accolades... Played for Ken Shaw... Son of Dave and Barb Felling.

22



JASON BLUM

YEAR: FRESHMAN

POSITION: SHORTSTOP/ SECOND BASE

HEIGHT: 5-10

WEIGHT: 175

BATS/THROWS: R/R

HOMETOWN: STE. GENEVIEVE, MO. - VALLE CATHOLIC



Prep: Three-year starter and a four-year varsity middle infielder at Valle Catholic High School... Hit .561 with six home runs and garnered All-State honors... Was also an All-State pick as a junior after he hit .474... Earned All-Conference honors as a sophomore... Was part of a State Championship team his junior year, and was in uniform when Valle took third-place at the State Championships his freshman year... All-State tight end on the football team... Also lettered in basketball... Son of Dave and Joann Blum.

23



JACOB RIPP

YEAR: FRESHMAN

POSITION: OUTFIELD

HEIGHT: 6-2

WEIGHT: 190

BATS/THROWS: R/R

HOMETOWN: WILDWOOD, MO. - LAFAYETTE



Prep: Was a two-year starter at Lafayette High School....Garnered All-State honors after hitting .480 with five home runs...Second-Team All-Conference selection as a junior...Earned Academic All-Conference honors that year, as well... Honorable Mention All-State selection in football player...Lettered four years in football and twice in basketball...Son of Eric and Donna Ripp... Majoring in Pre-Med.

39



2010 SEASON REVIEW

GOSOUTHEAST.COM



2010 Season Recap

The 2010 team will be remembered as one of the top offensive teams to ever wear a Southeast Missouri State uniform. Head Coach Mark Hogan and his team had 683 hits in 1,973 at-bats for a batting average of .346. The Redhawks had another 30-win season and made it to the Ohio Valley Conference tournament for the 16th consecutive season. The way that the team overcame adversity may be the biggest accomplishment of all.

In game one, the Redhawks traveled to play the University of Auburn on February 19, 2010. Coach Hogan put together a lineup that over powered the Tigers 13-8. Michael Adamson, Jim Klocke and Kenton Parmley all had three hits, and Klocke and Louie Haseltine gave Southeast the first two home runs of a record breaking season.

On the next day, Southeast put up more of the same offensive numbers and battled back in the late innings to send the game into extra innings. Southeast scored three runs in the eighth inning and tied the game with one run in the ninth, but two runs in the top of the tenth inning were not enough to slow down the Tigers offense. Auburn won on a walk-off double in the bottom of the tenth frame.

In the seventh game of the season on March 2 against Saint Louis, the Redhawks had to revamp the lineup. "Our opening day lineup was completely changed by the seventh game of the season

Southeast Missouri at Auburn 02-19-10 at Auburn, Ala. (Plainsman Park)

Southeast Missouri 13 (1-0)

| Player | ab | r | h | rbi |
|----------------------|----|----|----|-----|
| Nick Harris cf | 5 | 2 | 1 | 0 |
| Michael Adamson lf/p | 5 | 2 | 3 | 1 |
| Jim Klocke c | 6 | 2 | 3 | 5 |
| Trenton Moses 3b | 5 | 0 | 0 | 0 |
| Kody Campbell 1b | 4 | 1 | 1 | 2 |
| Louie Haseltine rf | 5 | 1 | 1 | 1 |
| Ky Burgess dh | 4 | 1 | 1 | 0 |
| Blake Slattery lf | 0 | 0 | 0 | 0 |
| Taylor Heon 2b | 5 | 2 | 2 | 2 |
| Kenton Parmley ss | 5 | 2 | 3 | 2 |
| Kyle Gumieny p | 0 | 0 | 0 | 0 |
| Nick Thomas p | 0 | 0 | 0 | 0 |
| John Salazar p | 0 | 0 | 0 | 0 |
| Totals | 44 | 13 | 15 | 13 |

Auburn 8 (0-1)

| Player | ab | r | h | rbi |
|-------------------|----|---|----|-----|
| Hargett, J. 2b | 5 | 2 | 2 | 1 |
| Simpson, C. rf/cf | 4 | 3 | 3 | 1 |
| Morris, H. 1b | 5 | 1 | 3 | 1 |
| Fletcher, B. lf | 3 | 0 | 2 | 3 |
| Gamache, D. 3b | 3 | 0 | 1 | 1 |
| Jenkins, R. c | 5 | 0 | 0 | 0 |
| Patterson, K dh | 5 | 0 | 0 | 0 |
| Neese, J. ss | 2 | 0 | 0 | 0 |
| Caldwell, T. rf | 1 | 1 | 0 | 0 |
| Fradejas, J. cf | 3 | 1 | 1 | 1 |
| Bryant, J. ss | 2 | 0 | 0 | 0 |
| Jacobs, J. p | 0 | 0 | 0 | 0 |
| Hendrix, B. p | 0 | 0 | 0 | 0 |
| Ray, S. p | 0 | 0 | 0 | 0 |
| Hurst, M. p | 0 | 0 | 0 | 0 |
| Blatt, Z. p | 0 | 0 | 0 | 0 |
| Totals | 38 | 8 | 12 | 8 |

| Score by Innings | 1 | 2 | 3 | 4 | 5 | 6 | 7 | 8 | 9 | R | H | E |
|--------------------|---|---|---|---|---|---|---|---|---|----|----|---|
| Southeast Missouri | 0 | 1 | 3 | 0 | 2 | 2 | 4 | 0 | 1 | 13 | 15 | 3 |
| Auburn | 2 | 0 | 0 | 1 | 0 | 0 | 2 | 3 | 0 | 8 | 12 | 5 |

Opening Day Lineup

because we lost four starters to injuries," said coach Hogan. Trenton Moses, Nick Harris, Taylor Heon and Josh Syberg were all done for the season by the time the Redhawks had reached March.

Southeast lost a tough extra inning battle to Southeastern Conference opponent Mississippi State on March 5. The Redhawks and Bulldogs battled back and forth in front of 2,400 fans for 10 innings, but were unable to come out on top. Casey Jones went 3-for-4 in the game and picked up his first career triple.

Freshman Shae Simmons had his coming out party, striking out six Bulldogs in five innings of work, while allowing only two hits and zero earned runs.

The Redhawks shattered records against Morehead State on March 27-28. Southeast hit eight home runs on the 28th to beat the Eagles 15-7. Kenton Parmley, Jim Klocke and Brett Russell each had two home runs in the game and Casey Jones and Michael Adamson added round trippers as well. The day before, Southeast had 23 hits and 21 runs batted in, the highest



single game total of the season.

Against Eastern Kentucky on April 2, Casey Jones was intentionally walked to load the bases with the Redhawks down 4-3 in the bottom of the ninth inning. Junior centerfielder Blake Slattery took the first pitch over the leftfield wall for a walk-off grand slam, giving Southeast a 7-4 win. It was Slattery's first hit in the game.

From March 20-April 11, Southeast hit a home run in 13 consecutive games. The offense had 181 hits in 477 at-bats, hit 38 home runs, 37 doubles and had a slugging percentage of .709. The team averaged almost three doubles and three home runs per game during this stretch, went 10-3, and won seven out of nine conference games.

"We had a lot of guys step up in the clutch for us," stated Hogan about the impressive stat increase. "Rupp, Jones, Tierney, Slattery, Campbell, they all played well when they were given the opportunity."

Head Coach Mark Hogan picked up his 850th career win on April 28, 2010 against Central Arkansas. The Redhawks won the game 13-11.

Southeast qualified for the Ohio Valley Conference Tournament for the 16th consecutive season under Hogan. The Redhawks went into Jackson, Tenn. with a 30-23

record, and a fourth seed in the tournament.

"It is a very gratifying feeling to know that every player I have coached has the opportunity to play for a conference title," said Hogan. "There is no wondering about what-if's, the guys can settle it on the field, and I am most proud of that."

Jordan Underwood got the start on the mound against Eastern Illinois, and went 6.1 strong innings. He gave up three runs on six hits, while striking out four. Southeast led 5-1 after six innings, but four runs in the seventh by the Panthers sent the game into extra innings. Eastern Illinois scored five runs in the top of the tenth inning to send the Redhawks to the losers bracket.

The Redhawks faced off against Murray State in the elimination game and fell 13-9 in another extra inning battle. After facing a 6-0 deficit after only a half inning of play, the Redhawks chipped away at the Murray State lead. Southeast took a 9-8 lead in the bottom of the sixth inning on a RBI single by Slattery. Two home runs in the top of the tenth inning ended the Redhawks season at 30-25.

On the mound, the Redhawks had at least six strikeouts in 38 of the 55 games in 2010. Logan Mahon and Jordan Underwood led the team with 57 and 56 strikeouts, respectively.

Casey Jones took First Team All-OVC honors as a utility player

after hitting over .400 until the last week of the season. He finished as one of the nations top hitters in multiple categories.

Shae Simmons garnered Ping!Baseball Freshman All-American 3rd Team honors and was named to the Louisville Slugger Freshman All-American Team. He was voted Ohio Valley Conference Freshman of the Year, and 1st Team All-OVC after compiling a 3.20 ERA, with 5 saves in 39.1 innings.

Catcher Jim Klocke ended his career with numerous national honors. He was named to the ABCA All-South Region 2nd Team, was one of five players named to the Lowe's Senior CLASS Award All-American First Team, and Ping!Baseball All-American 3rd Team.

Klocke and pitcher Kyle Guimeny are the two key graduates from the 2010 team. Guimeny finished the season with a 8-1 record and a 5.50 earned run average. He threw 75.1 innings and struck out 48, keeping hitters below a .300 average.



2010 School Records

Individual Records Broken During 2010

At-Bats

New Record

Michael Adamson 237

Kenton Parmley 237

Jim Klocke 230

Old Record

Ernie Bracamonte 229 (2004)

Runs Scored

New Record

Kenton Parmley 67

Michael Adamson 63

Old Record

Charlie Marino 62 (1998)

Hits

New Record

Michael Adamson 92

Kenton Parmley 90

Old Record

Kerry Robinson 87 (1995)

Team Records Broken During 2010

At-Bats

New Record

1,973

Old Record

1,948 (2004)

Doubles

New Record

134

Old Record

122 (2002)

Runs

New Record

452

Old Record

397 (2000)

Runs Batted In

New Record

429

Old Record

371 (2000)

Hits

New Record

683

Old Record

590 (2002)

Total Bases

New Record

1,063

Old Record

974 (2000)



Michael Adamson (left)
and Kenton Parmley (right)

2010 Results



| Date | Opponent | Score | Inns | Overall | OVC | Pitcher of record | Attend | Time |
|------------|-------------------------|---------|------|---------|--------|----------------------|--------|------|
| 02-19-10 | at Auburn | w 13-8 | 9 | 1-0-0 | 0-0-0 | THOMAS, N. (W 1-0) | 2494 | 3hr |
| 02-20-10 | at Auburn | L 8-9 | (10) | 1-1-0 | 0-0-0 | WISE, T. (L 0-1) | 2715 | 4hr |
| 02-21-10 | at Auburn | L 1-6 | 9 | 1-2-0 | 0-0-0 | UNDERWOOD, J (L 0-1 | 2109 | 3hr |
| 02-26-10 | IPFW | w 5-0 | 9 | 2-2-0 | 0-0-0 | MAHON, L. (W 1-0) | 320 | 2hr |
| 02-27-10 | IPFW | w 3-2 | 9 | 3-2-0 | 0-0-0 | GUMIENY, K. (W 1-0) | 460 | 2hr |
| 02-28-10 | IPFW | w 6-5 | 9 | 4-2-0 | 0-0-0 | SIMMONS, S. (W 1-0) | 348 | 3hr |
| 03-02-10 | at Saint Louis | L 6-10 | 9 | 4-3-0 | 0-0-0 | LABRUYERE, B (L 0-1) | 122 | 3:06 |
| & 03-05-10 | vs Michigan State | L 7-8 | (11) | 4-4-0 | 0-0-0 | ADAMSON, M. (L 0-1) | 0 | 3:08 |
| & 03-05-10 | at Mississippi State-2 | L 7-10 | (10) | 4-5-0 | 0-0-0 | WISE, T. (L 0-2) | 5956 | 3:21 |
| & 03-06-10 | at Mississippi State | L 2-3 | 9 | 4-6-0 | 0-0-0 | UNDERWOOD, J (L 0-2 | 6413 | 2:35 |
| & 03-07-10 | vs Michigan State | L 0-9 | 9 | 4-7-0 | 0-0-0 | HARNESSE, C. (L 0-1) | 0 | 2:53 |
| 03-10-10 | MISSOURI STATE | w 12-11 | 9 | 5-7-0 | 0-0-0 | ADAMSON, M. (W 1-1) | 215 | 3hr |
| 03-13-10 | NORTH DAKOTA-1 | w 15-4 | 9 | 6-7-0 | 0-0-0 | GUMIENY, K. (W 2-0) | - | 2hr |
| 03-13-10 | NORTH DAKOTA-2 | L 5-6 | 7 | 6-8-0 | 0-0-0 | UNDERWOOD, J (L 0-3 | 275 | 2hr |
| 03-14-10 | NORTH DAKOTA | w 14-4 | 9 | 7-8-0 | 0-0-0 | MAHON, L. (W 2-0) | 137 | 3hr |
| 03-16-10 | FREED-HARDEMAN | w 13-1 | 9 | 8-8-0 | 0-0-0 | THOMAS, N. (W 2-0) | 263 | 2:20 |
| 03-19-10 | VALPARAISO-1 | w 17-4 | 9 | 9-8-0 | 0-0-0 | GUMIENY, K. (W 3-0) | - | 2:23 |
| 03-19-10 | VALPARAISO-2 | w 5-3 | 7 | 10-8-0 | 0-0-0 | UNDERWOOD, J (W 1- | 338 | 2hr |
| 03-20-10 | VALPARAISO | w 8-7 | 9 | 11-8-0 | 0-0-0 | THOMAS, N. (W 3-0) | 375 | 3:00 |
| 03-23-10 | SAINT LOUIS | w 8-4 | 9 | 12-8-0 | 0-0-0 | THOMAS, N. (W 4-0) | 460 | 2hr |
| 03-24-10 | ARKANSAS STATE | w 6-4 | 9 | 13-8-0 | 0-0-0 | HARNESSE, C. (W 1-1) | 1102 | 2:53 |
| * 03-27-10 | at Morehead State-1 | w 23-10 | 9 | 14-8-0 | 1-0-0 | GUMIENY, K. (W 4-0) | - | 3:03 |
| * 03-27-10 | at Morehead State-2 | L 11-12 | 7 | 14-9-0 | 1-1-0 | MAHON, L. (L 2-1) | 296 | 2:20 |
| * 03-28-10 | at Morehead State | w 15-7 | 9 | 15-9-0 | 2-1-0 | UNDERWOOD, J (W 2- | 110 | 2:26 |
| * 04-02-10 | EASTERN KENTUCKY-1 | w 17-9 | 9 | 16-9-0 | 3-1-0 | GUMIENY, K. (W 5-0) | - | 2hr |
| * 04-02-10 | EASTERN KENTUCKY-2 | w 7-4 | 7 | 17-9-0 | 4-1-0 | SIMMONS, S. (W 2-0) | 615 | 2hr |
| * 04-03-10 | EASTERN KENTUCKY | w 8-7 | 9 | 18-9-0 | 5-1-0 | UNDERWOOD, J (W 3- | 822 | 2hr |
| 04-06-10 | SOUTHERN ILLINOIS | L 11-16 | 9 | 18-10-0 | 5-1-0 | HARNESSE, C. (L 1-2) | 622 | 3hr |
| * 04-10-10 | TENNESSEE TECH-1 | w 11-9 | 9 | 19-10-0 | 6-1-0 | GUMIENY, K. (W 6-0) | - | 3hr |
| * 04-10-10 | TENNESSEE TECH-2 | w 4-3 | 7 | 20-10-0 | 7-1-0 | SIMMONS, S. (W 3-0) | 2217 | 2hr |
| * 04-11-10 | TENNESSEE TECH | L 8-12 | 9 | 20-11-0 | 7-2-0 | ADAMSON, M. (L 1-2) | 634 | 2hr |
| 04-14-10 | at Arkansas State | L 6-9 | 9 | 20-12-0 | 7-2-0 | WENTE, J. (L 0-1) | 847 | 3:07 |
| * 04-17-10 | at UT Martin-1 | L 4-12 | 9 | 20-13-0 | 7-3-0 | HARNESSE, C. (L 1-3) | - | 2:40 |
| * 04-17-10 | at UT Martin-2 | L 3-6 | 7 | 20-14-0 | 7-4-0 | MAHON, L. (L 2-2) | 302 | 1:59 |
| * 04-18-10 | at UT Martin | w 15-1 | 9 | 21-14-0 | 8-4-0 | UNDERWOOD, J (W 4- | 162 | 2:48 |
| 04-20-10 | at Southern Illinois | w 13-1 | 9 | 22-14-0 | 8-4-0 | THOMAS, N. (W 5-0) | 87 | 2:38 |
| 04-21-10 | HARRIS-STOWE | w 10-2 | 9 | 23-14-0 | 8-4-0 | DICUS, J. (W 1-0) | 320 | 2:15 |
| * 04-25-10 | at Jacksonville State-1 | w 10-5 | 7 | 24-14-0 | 9-4-0 | THOMAS, N. (W 6-0) | 296 | 2:34 |
| * 04-25-10 | at Jacksonville State-2 | w 6-5 | 7 | 25-14-0 | 10-4-0 | GUMIENY, K. (W 7-0) | 296 | 2:27 |
| 04-27-10 | at Central Arkansas | L 7-8 | 9 | 25-15-0 | 10-4-0 | GUMIENY, K. (L 7-1) | 203 | 2:45 |
| 04-28-10 | at Central Arkansas | w 13-11 | 9 | 26-15-0 | 10-4-0 | WISE, T. (W 1-2) | 180 | 3:11 |
| * 05-02-10 | MURRAY STATE-1 | L 3-5 | (8) | 26-16-0 | 10-5-0 | SIMMONS, S. (L 3-1) | - | 2h 4 |
| * 05-02-10 | MURRAY STATE-2 | L 9-13 | 7 | 26-17-0 | 10-6-0 | UNDERWOOD, J (L 4-4 | 270 | 2h 5 |
| 05-05-10 | MID-CONTINENT | w 16-12 | 9 | 27-17-0 | 10-6-0 | WISE, T. (W 2-2) | 450 | 3:40 |
| 05-07-10 | at Nebraska | L 2-6 | 9 | 27-18-0 | 10-6-0 | THOMAS, N. (L 6-1) | 1943 | 2:24 |
| 05-08-10 | at Nebraska | L 6-20 | 9 | 27-19-0 | 10-6-0 | MAHON, L. (L 2-3) | 2563 | 3:17 |
| 05-09-10 | at Nebraska | L 3-10 | 9 | 27-20-0 | 10-6-0 | UNDERWOOD, J (L 4-5 | 1989 | 2:56 |
| * 05-15-10 | AUSTIN PEAY-1 | L 4-8 | 9 | 27-21-0 | 10-7-0 | THOMAS, N. (L 6-2) | - | 3hr |
| * 05-15-10 | AUSTIN PEAY-2 | w 2-1 | 7 | 28-21-0 | 11-7-0 | GUMIENY, K. (W 8-1) | 938 | 1hr |
| * 05-16-10 | AUSTIN PEAY | w 10-3 | 9 | 29-21-0 | 12-7-0 | UNDERWOOD, J (W 5- | 385 | 3:00 |
| * 05-21-10 | at Eastern Illinois-1 | L 5-7 | 9 | 29-22-0 | 12-8-0 | THOMAS, N. (L 6-3) | - | 3:14 |
| * 05-21-10 | at Eastern Illinois-2 | L 5-8 | 7 | 29-23-0 | 12-9-0 | SIMMONS, S. (L 3-2) | 278 | 2:31 |
| * 05-22-10 | at Eastern Illinois | w 10-0 | 9 | 30-23-0 | 13-9-0 | UNDERWOOD, J (W 6- | 290 | 2:54 |
| % 05-26-10 | vs Eastern Illinois | L 5-10 | (10) | 30-24-0 | 13-9-0 | SIMMONS, S. (L 3-3) | 385 | 4:01 |
| % 05-27-10 | vs Murray State | L 9-13 | (10) | 30-25-0 | 13-9-0 | ADAMSON, M. (L 1-3) | 663 | 3:38 |

* = Conference game

& = BankFirst Challenge - Starkville, Miss.



2010 Overall Stats

Record: 30-25 Home: 21-6 Away: 9-15 Neutral: 0-4 OVC: 13-9

| Player | avg | gp-gs | ab | r | h | 2b | 3b | hr | rbi | tb | slg% | bb | hp | so | gdp | ob% | sf | sh | sb-att | po | a | e | fld% |
|--------------------|------|-------|------|-----|-----|-----|----|----|-----|------|------|-----|----|-----|-----|------|----|----|--------|------|-----|----|-------|
| 37 Casey Jones | .398 | 50-49 | 206 | 41 | 82 | 15 | 1 | 10 | 66 | 129 | .626 | 20 | 0 | 25 | 6 | .447 | 2 | 0 | 0-0 | 32 | 49 | 13 | .862 |
| 1 Michael Adamson | .388 | 55-55 | 237 | 63 | 92 | 23 | 3 | 6 | 49 | 139 | .586 | 23 | 3 | 22 | 6 | .444 | 3 | 3 | 3-4 | 79 | 8 | 9 | .906 |
| 4 Kenton Parmley | .380 | 55-55 | 237 | 67 | 90 | 10 | 1 | 11 | 42 | 135 | .570 | 20 | 5 | 20 | 1 | .429 | 6 | 1 | 12-17 | 98 | 147 | 12 | .953 |
| 15 Jim Klocke | .370 | 55-55 | 230 | 59 | 85 | 22 | 0 | 13 | 66 | 146 | .635 | 23 | 8 | 12 | 8 | .439 | 3 | 0 | 0-1 | 259 | 59 | 12 | .964 |
| 32 Tim Rupp | .344 | 52-51 | 189 | 36 | 65 | 15 | 0 | 3 | 36 | 89 | .471 | 14 | 3 | 27 | 5 | .387 | 6 | 6 | 8-11 | 90 | 119 | 9 | .959 |
| 33 Louie Haseltine | .325 | 55-55 | 212 | 51 | 69 | 14 | 0 | 17 | 56 | 134 | .632 | 21 | 9 | 54 | 2 | .406 | 2 | 0 | 1-4 | 132 | 4 | 2 | .986 |
| 6 Brett Russell | .323 | 46-36 | 133 | 31 | 43 | 9 | 2 | 6 | 29 | 74 | .556 | 20 | 0 | 27 | 1 | .412 | 0 | 1 | 1-2 | 163 | 13 | 5 | .972 |
| 28 Blake Slattery | .311 | 53-49 | 196 | 36 | 61 | 9 | 2 | 6 | 41 | 92 | .469 | 13 | 3 | 32 | 5 | .360 | 2 | 2 | 13-18 | 129 | 1 | 4 | .970 |
| 20 Kody Campbell | .295 | 40-31 | 105 | 27 | 31 | 7 | 0 | 1 | 19 | 41 | .390 | 22 | 8 | 19 | 5 | .449 | 1 | 3 | 1-3 | 220 | 12 | 7 | .971 |
| ----- | | | | | | | | | | | | | | | | | | | | | | | |
| 5 Taylor Heon | .368 | 6-6 | 19 | 4 | 7 | 1 | 0 | 0 | 6 | 8 | .421 | 4 | 1 | 1 | 0 | .480 | 1 | 0 | 0-0 | 9 | 10 | 1 | .950 |
| 11 Jesse Tierney | .308 | 28-17 | 65 | 9 | 20 | 1 | 0 | 1 | 8 | 24 | .369 | 10 | 0 | 10 | 1 | .400 | 0 | 3 | 2-4 | 78 | 7 | 0 | 1.000 |
| 3 Ky Burgess | .295 | 32-26 | 88 | 16 | 26 | 6 | 0 | 1 | 7 | 35 | .398 | 3 | 10 | 23 | 3 | .379 | 2 | 0 | 1-2 | 53 | 7 | 3 | .952 |
| 9 Trenton Moses | .267 | 4-4 | 15 | 1 | 4 | 1 | 0 | 0 | 1 | 5 | .333 | 2 | 0 | 3 | 0 | .333 | 1 | 0 | 0-1 | 4 | 8 | 0 | 1.000 |
| 25 Brennan Malham | .227 | 8-4 | 22 | 7 | 5 | 1 | 0 | 0 | 0 | 6 | .273 | 2 | 0 | 6 | 0 | .292 | 0 | 0 | 1-1 | 6 | 2 | 1 | .889 |
| 8 x-Nick Harris | .200 | 1-1 | 5 | 2 | 1 | 0 | 0 | 0 | 0 | 1 | .200 | 1 | 0 | 2 | 0 | .333 | 0 | 0 | 0-0 | 5 | 0 | 0 | 1.000 |
| 14 Greg Dambach | .182 | 21-1 | 11 | 2 | 2 | 0 | 0 | 1 | 3 | 5 | .455 | 1 | 1 | 5 | 0 | .308 | 0 | 0 | 0-0 | 7 | 1 | 0 | 1.000 |
| 22 Bobby Colucci | .000 | 3-0 | 2 | 0 | 0 | 0 | 0 | 0 | 0 | 0 | .000 | 0 | 0 | 0 | 0 | .000 | 0 | 0 | 0-0 | 1 | 0 | 0 | 1.000 |
| 23 Stephen Massie | .000 | 1-0 | 1 | 0 | 0 | 0 | 0 | 0 | 0 | 0 | .000 | 0 | 0 | 0 | 0 | .000 | 0 | 0 | 0-0 | 0 | 0 | 0 | .000 |
| Totals | .346 | 55 | 1973 | 452 | 683 | 134 | 9 | 76 | 429 | 1063 | .539 | 199 | 51 | 288 | 43 | .414 | 29 | 19 | 43-68 | 1391 | 507 | 88 | .956 |
| Opponents | .296 | 55 | 1854 | 383 | 549 | 115 | 9 | 62 | 354 | 868 | .468 | 229 | 56 | 364 | 42 | .384 | 31 | 21 | 44-59 | 1374 | 550 | 94 | .953 |

LOB - Team (445), Opp (419). DPs turned - Team (51), Opp (55). CI - Team (2), KLOCKE, Jim 2. IBB - Team (6), KLOCKE, Jim 3, RUPP, T. 1, JONES, C. 1, HASELTINE, L 1, Opp (5). Picked off - RUPP, T. 2, PARMLEY, K. 1, SLATTERY, B. 1, TIERNEY, J. 1.

(All games Sorted by Earned run avg)

| Player | era | w-l | app | gs | cg | sho | sv | ip | h | r | er | bb | so | 2b | 3b | hr | b/avg | wp | hp | bks | sfa | sha |
|---------------------|-------|-------|-----|----|----|-----|----|-------|-----|-----|-----|-----|-----|-----|----|----|-------|----|----|-----|-----|-----|
| 17 Jordan Underwood | 4.11 | 6-5 | 17 | 15 | 0 | 0/1 | 0 | 72.1 | 86 | 49 | 33 | 39 | 56 | 16 | 1 | 6 | .298 | 5 | 8 | 1 | 2 | 1 |
| 16 Kyle Gumieny | 5.50 | 8-1 | 19 | 9 | 1 | 0/0 | 0 | 75.1 | 90 | 57 | 46 | 21 | 48 | 16 | 1 | 10 | .296 | 2 | 6 | 0 | 4 | 2 |
| 10 Logan Mahon | 6.45 | 2-3 | 16 | 14 | 0 | 0/2 | 0 | 60.0 | 68 | 48 | 43 | 38 | 57 | 15 | 3 | 6 | .283 | 3 | 6 | 0 | 3 | 3 |
| 24 Nick Thomas | 6.46 | 6-3 | 19 | 8 | 0 | 0/0 | 0 | 61.1 | 71 | 50 | 44 | 21 | 46 | 18 | 2 | 10 | .287 | 4 | 8 | 4 | 5 | 3 |
| ----- | | | | | | | | | | | | | | | | | | | | | | |
| 21 Shae Simmons | 3.20 | 3-3 | 25 | 2 | 0 | 0/0 | 5 | 39.1 | 23 | 18 | 14 | 21 | 43 | 5 | 0 | 1 | .173 | 3 | 2 | 2 | 3 | 5 |
| 19 Kirk Boeller | 4.15 | 0-0 | 11 | 0 | 0 | 0/1 | 0 | 17.1 | 21 | 11 | 8 | 5 | 12 | 3 | 0 | 2 | .300 | 2 | 2 | 0 | 2 | 0 |
| 30 Trent Wise | 6.65 | 2-2 | 16 | 0 | 0 | 0/0 | 1 | 23.0 | 25 | 20 | 17 | 14 | 16 | 7 | 0 | 2 | .284 | 0 | 6 | 2 | 2 | 1 |
| 27 Jacob Wente | 7.00 | 0-1 | 15 | 0 | 0 | 0/1 | 0 | 18.0 | 17 | 15 | 14 | 11 | 9 | 0 | 1 | 4 | .243 | 2 | 5 | 1 | 1 | 0 |
| 1 Michael Adamson | 7.20 | 1-3 | 16 | 0 | 0 | 0/0 | 2 | 20.0 | 27 | 21 | 16 | 8 | 15 | 5 | 0 | 7 | .333 | 1 | 2 | 0 | 3 | 1 |
| 15 Jim Klocke | 7.50 | 0-0 | 7 | 0 | 0 | 0/0 | 1 | 6.0 | 8 | 5 | 5 | 6 | 7 | 2 | 0 | 3 | .333 | 0 | 3 | 0 | 0 | 1 |
| 36 Corey Harness | 8.10 | 1-3 | 12 | 5 | 0 | 0/1 | 0 | 23.1 | 35 | 23 | 21 | 12 | 22 | 14 | 0 | 1 | .357 | 4 | 4 | 0 | 1 | 3 |
| 26 Jon Dicus | 9.00 | 1-0 | 18 | 2 | 0 | 0/0 | 0 | 30.0 | 38 | 32 | 30 | 25 | 21 | 8 | 0 | 2 | .314 | 3 | 2 | 0 | 1 | 1 |
| 18 Brad LaBruyere | 11.30 | 0-1 | 12 | 0 | 0 | 0/1 | 0 | 14.1 | 24 | 20 | 18 | 5 | 11 | 4 | 1 | 5 | .369 | 0 | 1 | 0 | 2 | 0 |
| 2 John Salazar | 37.80 | 0-0 | 7 | 0 | 0 | 0/0 | 0 | 3.1 | 16 | 14 | 14 | 3 | 1 | 2 | 0 | 3 | .667 | 0 | 1 | 0 | 2 | 0 |
| Totals | 6.27 | 30-25 | 55 | 55 | 1 | 2/2 | 9 | 463.2 | 549 | 383 | 323 | 229 | 364 | 115 | 9 | 62 | .296 | 29 | 56 | 10 | 31 | 21 |
| Opponents | 7.33 | 25-30 | 55 | 55 | 2 | 1/0 | 10 | 458.0 | 683 | 452 | 373 | 199 | 288 | 134 | 9 | 76 | .346 | 31 | 51 | 8 | 29 | 19 |

PB - Team (4), KLOCKE, Jim 2, TIERNEY, J. 2, Opp (7). Pickoffs - Team (6), MAHON, L. 3, GUMIENY, K. 1, SIMMONS, S. 1, UNDERWOOD, J 1, Opp (5). SBA/ATT - KLOCKE, Jim (29-42), UNDERWOOD, J (11-15), SIMMONS, S. (11-13), TIERNEY, J. (8-8), GUMIENY, K. (4-7), BURGESS, K. (7-7), HARNESS, C. (4-5), DICUS, J. (2-4), THOMAS, N. (2-3), MAHON, L. (3-3), ADAMSON, M. (2-2), WENTE, J. (2-2), WISE, T. (0-2), BOELLER, K. (1-1), SALAZAR, J. (1-1), LABRUYERE, B (1-1).



Record: 13-9 Home: 7-4 Away: 6-5 OVC: 13-9

| Player | avg | gp-gs | ab | r | h | 2b | 3b | hr | rbi | tb | slg% | bb | hp | so | gdp | ob% | sf | sh | sb-att | po | a | e | fld% |
|--------------------|------|-------|-----|-----|-----|----|----|----|-----|-----|------|----|----|-----|-----|------|----|----|--------|-----|-----|----|-------|
| 15 Jim Klocke | .416 | 22-22 | 89 | 28 | 37 | 11 | 0 | 7 | 30 | 69 | .775 | 8 | 3 | 6 | 2 | .471 | 2 | 0 | 0-1 | 104 | 26 | 6 | .956 |
| 1 Michael Adamson | .416 | 22-22 | 89 | 27 | 37 | 9 | 1 | 4 | 18 | 60 | .674 | 11 | 1 | 8 | 2 | .476 | 2 | 1 | 1-1 | 34 | 4 | 3 | .927 |
| 4 Kenton Parmley | .372 | 22-22 | 94 | 28 | 35 | 4 | 0 | 6 | 15 | 57 | .606 | 8 | 3 | 8 | 1 | .434 | 1 | 0 | 6-8 | 38 | 59 | 3 | .970 |
| 32 Tim Rupp | .354 | 22-22 | 79 | 18 | 28 | 8 | 0 | 2 | 21 | 42 | .532 | 6 | 1 | 11 | 2 | .398 | 2 | 1 | 3-5 | 40 | 50 | 6 | .938 |
| 33 Louie Haseltine | .350 | 22-22 | 80 | 21 | 28 | 3 | 0 | 10 | 26 | 61 | .763 | 10 | 4 | 21 | 0 | .438 | 2 | 0 | 1-1 | 58 | 1 | 1 | .983 |
| 6 Brett Russell | .347 | 22-22 | 75 | 16 | 26 | 4 | 1 | 5 | 20 | 47 | .627 | 9 | 0 | 17 | 0 | .417 | 0 | 0 | 1-2 | 85 | 9 | 1 | .989 |
| 37 Casey Jones | .330 | 22-22 | 88 | 22 | 29 | 7 | 0 | 6 | 28 | 54 | .614 | 10 | 0 | 14 | 1 | .390 | 2 | 0 | 0-0 | 6 | 25 | 3 | .912 |
| 28 Blake Slattery | .293 | 21-21 | 82 | 17 | 24 | 4 | 1 | 3 | 19 | 39 | .476 | 6 | 1 | 13 | 2 | .348 | 0 | 1 | 6-8 | 60 | 0 | 2 | .968 |
| ----- | | | | | | | | | | | | | | | | | | | | | | | |
| 20 Kody Campbell | .389 | 14-11 | 36 | 8 | 14 | 2 | 0 | 0 | 3 | 16 | .444 | 5 | 3 | 5 | 1 | .500 | 0 | 2 | 0-0 | 70 | 3 | 2 | .973 |
| 11 Jesse Tierney | .357 | 11-6 | 28 | 2 | 10 | 0 | 0 | 0 | 1 | 10 | .357 | 1 | 0 | 3 | 0 | .379 | 0 | 0 | 0-1 | 9 | 0 | 0 | 1.000 |
| 14 Greg Dambach | .333 | 6-0 | 3 | 0 | 1 | 0 | 0 | 0 | 0 | 1 | .333 | 0 | 0 | 2 | 0 | .333 | 0 | 0 | 0-0 | 2 | 1 | 0 | 1.000 |
| 3 Ky Burgess | .235 | 10-6 | 17 | 3 | 4 | 1 | 0 | 1 | 4 | 8 | .471 | 0 | 2 | 6 | 0 | .286 | 2 | 0 | 0-0 | 0 | 0 | 0 | .000 |
| Totals | .359 | 22 | 760 | 190 | 273 | 53 | 3 | 44 | 185 | 464 | .611 | 74 | 18 | 114 | 11 | .422 | 13 | 5 | 18-27 | 522 | 200 | 29 | .961 |
| Opponents | .306 | 22 | 700 | 147 | 214 | 46 | 4 | 30 | 137 | 358 | .511 | 73 | 17 | 119 | 18 | .379 | 12 | 8 | 16-21 | 519 | 188 | 31 | .958 |

LOB - Team (161), Opp (141). DPs turned - Team (23), Opp (16). IBB - Team (2), HASELTINE, L 1, JONES, C. 1, Opp (3). Picked off - PARMLEY, K. 1.

(OVC games only Sorted by Earned run avg)

| Player | era | w-l | app | gs | cg | sho | sv | ip | h | r | er | bb | so | 2b | 3b | hr | b/avg | wp | hp | bk | sfa | sha |
|---------------------|-------|------|-----|----|----|-----|----|-------|-----|-----|-----|----|-----|----|----|----|-------|----|----|----|-----|-----|
| 21 Shae Simmons | 3.57 | 2-2 | 10 | 2 | 0 | 0/0 | 3 | 17.2 | 12 | 8 | 7 | 8 | 16 | 4 | 0 | 1 | .211 | 1 | 1 | 1 | 3 | 3 |
| 17 Jordan Underwood | 4.05 | 5-1 | 8 | 8 | 0 | 0/1 | 0 | 40.0 | 48 | 28 | 18 | 17 | 25 | 10 | 1 | 4 | .298 | 2 | 3 | 1 | 1 | 0 |
| 24 Nick Thomas | 6.89 | 1-2 | 7 | 2 | 0 | 0/0 | 0 | 31.1 | 36 | 28 | 24 | 9 | 20 | 8 | 2 | 5 | .288 | 2 | 6 | 0 | 3 | 2 |
| 16 Kyle Gumieny | 7.03 | 5-0 | 8 | 4 | 0 | 0/0 | 0 | 32.0 | 42 | 26 | 25 | 7 | 15 | 10 | 0 | 5 | .326 | 1 | 3 | 0 | 1 | 1 |
| 10 Logan Mahon | 10.42 | 0-2 | 7 | 6 | 0 | 0/1 | 0 | 19.0 | 29 | 22 | 22 | 13 | 23 | 4 | 1 | 5 | .341 | 0 | 2 | 0 | 1 | 1 |
| ----- | | | | | | | | | | | | | | | | | | | | | | |
| 30 Trent Wise | 4.50 | 0-0 | 2 | 0 | 0 | 0/0 | 0 | 4.0 | 4 | 2 | 2 | 4 | 3 | 0 | 0 | 0 | .267 | 0 | 0 | 0 | 0 | 0 |
| 27 Jacob Wente | 5.40 | 0-0 | 4 | 0 | 0 | 0/0 | 0 | 3.1 | 2 | 2 | 2 | 3 | 1 | 0 | 0 | 1 | .154 | 2 | 1 | 0 | 0 | 0 |
| 36 Corey Harness | 6.23 | 0-1 | 2 | 0 | 0 | 0/1 | 0 | 4.1 | 4 | 3 | 3 | 1 | 2 | 1 | 0 | 1 | .250 | 0 | 1 | 0 | 1 | 0 |
| 18 Brad LaBruyere | 6.75 | 0-0 | 3 | 0 | 0 | 0/0 | 0 | 4.0 | 4 | 3 | 3 | 0 | 4 | 0 | 0 | 3 | .250 | 0 | 0 | 0 | 0 | 0 |
| 2 John Salazar | 6.75 | 0-0 | 2 | 0 | 0 | 0/0 | 0 | 1.1 | 2 | 1 | 1 | 0 | 0 | 0 | 0 | 0 | .500 | 0 | 0 | 0 | 2 | 0 |
| 19 Kirk Boeller | 7.11 | 0-0 | 4 | 0 | 0 | 0/1 | 0 | 6.1 | 12 | 6 | 5 | 2 | 1 | 2 | 0 | 1 | .400 | 2 | 0 | 0 | 0 | 0 |
| 15 Jim Klocke | 9.00 | 0-0 | 1 | 0 | 0 | 0/0 | 0 | 1.0 | 2 | 1 | 1 | 1 | 1 | 1 | 0 | 1 | .500 | 0 | 0 | 0 | 0 | 1 |
| 1 Michael Adamson | 10.80 | 0-1 | 5 | 0 | 0 | 0/0 | 0 | 5.0 | 10 | 8 | 6 | 2 | 6 | 2 | 0 | 3 | .417 | 1 | 0 | 0 | 0 | 0 |
| 26 Jon Dicus | 17.36 | 0-0 | 4 | 0 | 0 | 0/0 | 0 | 4.2 | 7 | 9 | 9 | 6 | 2 | 4 | 0 | 0 | .333 | 0 | 0 | 0 | 0 | 0 |
| Totals | 6.62 | 13-9 | 22 | 22 | 0 | 1/1 | 3 | 174.0 | 214 | 147 | 128 | 73 | 119 | 46 | 4 | 30 | .306 | 11 | 17 | 2 | 12 | 8 |
| Opponents | 8.74 | 9-13 | 22 | 22 | 1 | 0/0 | 6 | 173.0 | 273 | 190 | 168 | 74 | 114 | 53 | 3 | 44 | .359 | 13 | 18 | 1 | 13 | 5 |

PB - Team (0), Opp (3). Pickoffs - Team (1), SIMMONS, S. 1, Opp (1). SBA/ATT - KLOCKE, Jim (15-19), SIMMONS, S. (8-10), UNDERWOOD, J (3-4), THOMAS, N. (1-2), GUMIENY, K. (1-2), BOELLER, K. (1-1), HARNESS, C. (1-1), SALAZAR, J. (1-1), TIERNEY, J. (1-1).



2010 Miscellaneous Stats

| Multiple Hit Games | 2 | 3 | 4 | 5+ | Total |
|--------------------|-----|----|----|----|-------|
| 4 Kenton Parmley | 18 | 13 | 1 | - | 32 |
| 1 Michael Adamson | 19 | 8 | 4 | - | 31 |
| 15 Jim Klocke | 23 | 6 | 1 | - | 30 |
| 37 Casey Jones | 19 | 7 | 2 | - | 28 |
| 33 Louie Haseltine | 16 | 7 | - | - | 23 |
| 32 Tim Rupp | 10 | 5 | 2 | - | 17 |
| 28 Blake Slattery | 7 | 6 | 1 | 1 | 15 |
| 6 Brett Russell | 8 | 3 | - | 1 | 12 |
| 20 Kody Campbell | 5 | 1 | 1 | - | 7 |
| 3 Ky Burgess | 1 | 3 | - | - | 4 |
| 11 Jesse Tierney | 3 | - | - | - | 3 |
| 5 Taylor Heon | 3 | - | - | - | 3 |
| 9 Trenton Moses | 1 | - | - | - | 1 |
| 25 Brennan Malham | 1 | - | - | - | 1 |
| TEAM | 134 | 59 | 12 | 2 | 207 |

| Multiple RBI Games | 2 | 3 | 4 | 5+ | Total |
|--------------------|----|----|----|----|-------|
| 37 Casey Jones | 12 | 3 | 3 | 2 | 20 |
| 15 Jim Klocke | 7 | 6 | 2 | 2 | 17 |
| 1 Michael Adamson | 9 | 4 | 1 | 1 | 15 |
| 33 Louie Haseltine | 5 | 4 | 4 | - | 13 |
| 28 Blake Slattery | 8 | 2 | 1 | - | 11 |
| 4 Kenton Parmley | 7 | 3 | - | - | 10 |
| 32 Tim Rupp | 4 | 5 | - | - | 9 |
| 6 Brett Russell | 5 | 1 | 1 | 1 | 8 |
| 20 Kody Campbell | 5 | 1 | - | - | 6 |
| 5 Taylor Heon | 2 | - | - | - | 2 |
| 11 Jesse Tierney | 2 | - | - | - | 2 |
| 14 Greg Dambach | - | 1 | - | - | 1 |
| TEAM | 66 | 30 | 12 | 6 | 114 |

| Hitting Streaks | Longest | Current |
|--------------------|---------|---------|
| 15 Jim Klocke | 25 | 8 |
| 37 Casey Jones | 18 | 1 |
| 33 Louie Haseltine | 17 | 1 |
| 1 Michael Adamson | 13 | 4 |
| 28 Blake Slattery | 11 | 3 |
| 4 Kenton Parmley | 10 | - |
| 6 Brett Russell | 7 | - |
| 32 Tim Rupp | 7 | - |
| 20 Kody Campbell | 6 | 1 |
| 11 Jesse Tierney | 6 | 6 |
| 3 Ky Burgess | 5 | - |
| 5 Taylor Heon | 4 | - |
| 9 Trenton Moses | 3 | 3 |
| 25 Brennan Malham | 2 | - |
| 14 Greg Dambach | 1 | 1 |
| 8 x-Nick Harris | E 1 | 1 |

| Score by innings | 1 | 2 | 3 | 4 | 5 | 6 | 7 | 8 | 9 | EX | Total |
|--------------------|----|----|----|----|----|----|----|----|----|----|-------|
| Southeast Missouri | 47 | 40 | 53 | 59 | 67 | 52 | 74 | 35 | 22 | 3 | 452 |
| Opponents | 62 | 36 | 34 | 28 | 54 | 51 | 44 | 42 | 15 | 17 | 383 |

| | | | | | | | | | | | |
|------------------------|-------|--|--|--|--|--|--|----------------------|--|--|-------|
| Record when ... | | | | | | | | | | | |
| Overall | 30-25 | | | | | | | After 6 leading | | | 24-4 |
| Conference | 13-9 | | | | | | | trailing | | | 4-20 |
| Non-Conference | 17-16 | | | | | | | tied | | | 2-1 |
| Home games | 21-6 | | | | | | | After 7 leading | | | 22-2 |
| Away games | 9-15 | | | | | | | trailing | | | 0-15 |
| Neutral site | 0-4 | | | | | | | tied | | | 2-2 |
| Day games | 28-22 | | | | | | | After 8 leading | | | 24-1 |
| Night games | 2-3 | | | | | | | trailing | | | 0-15 |
| vs Left starter | 6-6 | | | | | | | tied | | | 0-3 |
| vs Right starter | 24-19 | | | | | | | Hit 0 home runs | | | 5-15 |
| 1-Run games | 8-6 | | | | | | | ... 1 home run | | | 7-7 |
| 2-Run games | 4-2 | | | | | | | ... 2+ home runs | | | 18-3 |
| 5+Run games | 15-7 | | | | | | | Opponent 0 home runs | | | 14-9 |
| Extra innings | 0-6 | | | | | | | 1 home run | | | 7-4 |
| Shutouts | 2-1 | | | | | | | 2+ HRs | | | 9-12 |
| Scoring 0-2 runs | 1-4 | | | | | | | Made 0 errors | | | 8-2 |
| 3-5 runs | 4-9 | | | | | | | 1 error | | | 10-10 |
| 6-9 runs | 7-10 | | | | | | | 2+ errors | | | 12-13 |
| 10+ runs | 18-2 | | | | | | | Opp. made 0 errors | | | 8-4 |
| Opponent 0-2 runs | 8-0 | | | | | | | 1 error | | | 7-8 |
| 3-5 runs | 12-2 | | | | | | | 2+ errors | | | 15-13 |
| 6-9 runs | 6-12 | | | | | | | Out-hit opponent | | | 25-9 |
| 10+ runs | 4-11 | | | | | | | Out-hit by opponent | | | 1-16 |
| Scored in 1st inning | 16-8 | | | | | | | Hits are tied | | | 4-0 |
| Opp. scored in 1st | 9-12 | | | | | | | | | | |
| Scores first | 19-11 | | | | | | | | | | |
| Opp. scores first | 11-14 | | | | | | | | | | |

| | | | | | | | | | | | |
|---------------------------------|-----|-----|-----|-----|-----|-----|-----|-----|-----|-----|------|
| Record when team scores: | | | | | | | | | | | |
| Runs | 0 | 1 | 2 | 3 | 4 | 5 | 6 | 7 | 8 | 9 | 10+ |
| W-L | 0-1 | 0-1 | 1-2 | 1-3 | 1-2 | 2-4 | 3-3 | 1-3 | 3-2 | 0-2 | 18-2 |

| | | | | | | | | | | | |
|-------------------------------------|-----|-----|-----|-----|-----|-----|-----|-----|-----|-----|------|
| Record when opponent scores: | | | | | | | | | | | |
| Runs | 0 | 1 | 2 | 3 | 4 | 5 | 6 | 7 | 8 | 9 | 10+ |
| W-L | 2-0 | 4-0 | 2-0 | 3-1 | 6-0 | 3-1 | 0-4 | 3-1 | 1-4 | 2-3 | 4-11 |

| | | | | | | | | | | | |
|-----------------------------------|------|------|------|------|------|------|------|------|--|--|--|
| Record when leading after: | | | | | | | | | | | |
| Inn. | 1 | 2 | 3 | 4 | 5 | 6 | 7 | 8 | | | |
| W-L | 11-4 | 16-5 | 21-5 | 26-2 | 26-5 | 24-4 | 22-2 | 24-1 | | | |

| | | | | | | | | | | | |
|------------------------------------|------|------|------|------|------|------|------|------|--|--|--|
| Record when trailing after: | | | | | | | | | | | |
| Inn. | 1 | 2 | 3 | 4 | 5 | 6 | 7 | 8 | | | |
| W-L | 5-10 | 6-15 | 4-18 | 2-20 | 1-18 | 4-20 | 0-15 | 0-15 | | | |

| | | | | | | | | | | | |
|--------------------------------|-------|-----|-----|-----|-----|-----|-----|-----|--|--|--|
| Record when tied after: | | | | | | | | | | | |
| Inn. | 1 | 2 | 3 | 4 | 5 | 6 | 7 | 8 | | | |
| W-L | 14-11 | 8-5 | 5-2 | 2-3 | 3-2 | 2-1 | 2-2 | 0-3 | | | |

Current losing streak: 2
Longest winning streak: 8
Longest losing streak: 5

Home attendance : 11566 (21 dates avg = 550)
Away attendance : 30699 (25 dates avg = 1227)
Total attendance: 42265 (46 dates avg = 918)

* Jones also had a 14-game hitting streak to start season

* Adamson also had a 11-game hitting streak



2010 Miscellaneous Stats

Batting

| | | | |
|------------------|----|---|---------------------------------|
| At bats: | 48 | - | at Morehead State (03-27-10) |
| Runs scored: | 23 | - | at Morehead State (03-27-10) |
| Hits: | 23 | - | at Morehead State (03-27-10) |
| RBI's: | 21 | - | at Morehead State (03-27-10) |
| Doubles: | 7 | - | vs Valparaiso (03-19-10) |
| Triples: | 2 | - | vs Mid-Continent (05-05-10) |
| Home runs: | 8 | - | at Morehead State (03-28-10) |
| Total bases: | 46 | - | at Morehead State (03-28-10) |
| Walks: | 11 | - | vs North Dakota (03-14-10) |
| Strikeouts: | 13 | - | at Nebraska (05-07-10) |
| Sac hits: | 3 | - | vs IPFW (02-27-10) |
| Sac flies: | 2 | - | (5 times) |
| Stolen bases: | 3 | - | vs Eastern Kentucky (04-02-10) |
| | 3 | - | vs Southern Illinois (04-06-10) |
| Hit by pitch: | 4 | - | at UT Martin (04-18-10) |
| Caught stealing: | 2 | - | at Auburn (02-21-10) |
| | 2 | - | at Mississippi State (03-05-10) |
| Runners LOB: | 15 | - | at Eastern Illinois (05-21-10) |
| Hit into DP: | 4 | - | at Nebraska (05-08-10) |

Fielding

| | | | |
|---------------|----|---|---|
| Putouts: | 32 | - | vs Michigan State (03-05-10 at Starkville, Miss.) |
| Assists: | 15 | - | (4 times) |
| Errors: | 8 | - | vs Mid-Continent (05-05-10) |
| Passed balls: | 1 | - | (4 times) |
| DP's turned: | 3 | - | vs Michigan State (03-07-10 at Starkville, Miss.) |
| | 3 | - | at Eastern Illinois (05-22-10) |

Pitching

| | | | |
|------------------|------|---|---|
| Innings pitched: | 10.2 | - | vs Michigan State (03-05-10 at Starkville, Miss.) |
| Runs allowed: | 20 | - | at Nebraska (05-08-10) |
| Earned runs: | 16 | - | vs Southern Illinois (04-06-10) |
| Walks allowed: | 9 | - | at Auburn (02-20-10) |
| | 9 | - | vs Missouri State (03-10-10) |
| | 9 | - | vs Eastern Illinois (05-26-10 at Jackson, Tenn.) |
| Strikeouts: | 11 | - | at Mississippi State (03-05-10) |
| | 11 | - | vs North Dakota (03-13-10) |
| | 11 | - | vs Tennessee Tech (04-10-10) |
| Hits allowed: | 19 | - | vs Southern Illinois (04-06-10) |
| Doubles allowed: | 6 | - | vs Missouri State (03-10-10) |
| | 6 | - | vs Southern Illinois (04-06-10) |
| | 6 | - | vs Murray State (05-27-10 at Jackson, Tenn.) |
| Triples allowed: | 2 | - | at Saint Louis (03-02-10) |
| | 2 | - | at Jacksonville State (04-25-10) |
| Homers allowed: | 4 | - | at Central Arkansas (04-28-10) |
| Wild pitches: | 2 | - | (6 times) |
| Hit batters: | 5 | - | vs Michigan State (03-07-10 at Starkville, Miss.) |

Starters by Batting Order

Leadoff

Kenton Parmley (49), Taylor Heon (5), Bobby Colucci (2), Brennan Malham (1), Nick Harris (1), Stephen Massie (1)

Second

Michael Adamson (55), Greg Dambach (1)

Third

Jim Klocke (55), Jesse Tierney (2), Ky Burgess (1)

Cleanup

Casey Jones (42), Ky Burgess (10), Brett Russell (3), Trenton Moses (2), Louie Haseltine (1), Blake Slattery (1), Kody Campbell (1), Bobby Colucci (1)

Fifth

Louie Haseltine (35), Kody Campbell (12), Blake Slattery (4), Casey Jones (2), Ky Burgess (2), Brett Russell (2), Greg Dambach (1), Tim Rupp (1), Jesse Tierney (1)

Sixth

Blake Slattery (18), Brett Russell (15), Louie Haseltine (13), Casey Jones (5), Kody Campbell (3), Brennan Malham (3), Greg Dambach (3), Trenton Moses (1), Tim Rupp (1)

Seventh

Blake Slattery (20), Kody Campbell (18), Brett Russell (9), Ky Burgess (7), Louie Haseltine (5), Tim Rupp (3), Jesse Tierney (2), Brennan Malham (1), Casey Jones (1), Trenton Moses (1)

Eighth

Tim Rupp (41), Blake Slattery (6), Brett Russell (2), Jesse Tierney (2), Kenton Parmley (2), Louie Haseltine (1), Kody Campbell (1), Taylor Heon (1), Brennan Malham (1), Greg Dambach (1)

Ninth

Jesse Tierney (20), Brett Russell (15), Ky Burgess (12), Greg Dambach (12), Tim Rupp (6), Kody Campbell (5), Kenton Parmley (4), Blake Slattery (3), Brennan Malham (2)



2010 Linescores

02-19-10 at Auburn, Ala.

| Score by Innings | 1 | 2 | 3 | 4 | 5 | 6 | 7 | 8 | 9 | R | H | E |
|--------------------|---|---|---|---|---|---|---|---|----|----|----|---|
| Southeast Missouri | 0 | 1 | 3 | 0 | 2 | 2 | 4 | 0 | 1- | 13 | 15 | 3 |
| Auburn | 2 | 0 | 0 | 1 | 0 | 0 | 2 | 3 | 0- | 8 | 12 | 5 |

WP-Nick Thomas (1-0) Save-Michael Adamson(1) LP-Jacobs, J. (0-1) T-3hr 29m A-2494
HR SEMO - Jim Klocke (1), Louie Haseltine (1)
HR AU - Hargett, J. (1), Fradejas, J. (1)

02-20-10 at Auburn, Ala.

| Score by Innings | 1 | 2 | 3 | 4 | 5 | 6 | 7 | 8 | 9 | 10 | R | H | E |
|--------------------|---|---|---|---|---|---|---|---|---|----|---|----|---|
| Southeast Missouri | 0 | 0 | 0 | 0 | 2 | 0 | 0 | 3 | 1 | 2- | 8 | 13 | 1 |
| Auburn | 0 | 0 | 1 | 0 | 0 | 2 | 3 | 0 | 0 | 3- | 9 | 15 | 5 |

WP-Hendrix, B. (1-0) LP-Trent Wise (0-1) T-4hr 4m A-2715

02-21-10 at Auburn, Ala.

| Score by Innings | 1 | 2 | 3 | 4 | 5 | 6 | 7 | 8 | 9 | R | H | E |
|--------------------|---|---|---|---|---|---|---|----|----|---|---|---|
| Southeast Missouri | 0 | 0 | 0 | 0 | 0 | 0 | 1 | 0 | 0- | 1 | 7 | 2 |
| Auburn | 0 | 1 | 1 | 2 | 1 | 0 | 0 | X- | | 6 | 8 | 1 |

WP-Nelson, C. (1-0) LP-Jordan Underwood (0-1) T-3hr 17m A-2109
HR AU - Fletcher, B. (1)

02-26-10 at Cape Girardeau, Mo.

| Score by Innings | 1 | 2 | 3 | 4 | 5 | 6 | 7 | 8 | 9 | R | H | E |
|--------------------|---|---|---|---|---|---|---|---|----|---|---|---|
| IPFW | 0 | 0 | 0 | 0 | 0 | 0 | 0 | 0 | 0- | 0 | 2 | 1 |
| Southeast Missouri | 1 | 1 | 1 | 2 | 0 | 0 | 0 | 0 | X- | 5 | 7 | 0 |

WP-Logan Mahon (1-0) LP-S. Walker (0-1) T-2hr 19m A-320

02-27-10 at Cape Girardeau, Mo.

| Score by Innings | 1 | 2 | 3 | 4 | 5 | 6 | 7 | 8 | 9 | R | H | E |
|--------------------|---|---|---|---|---|---|---|---|----|---|---|---|
| IPFW | 0 | 0 | 0 | 0 | 0 | 0 | 1 | 0 | 1- | 2 | 6 | 4 |
| Southeast Missouri | 0 | 1 | 0 | 0 | 1 | 1 | 0 | 0 | X- | 3 | 7 | 0 |

WP-Kyle Gumieny (1-0) Save-Michael Adamson(2) LP-R. August (0-2) T-2hr 48m A-460

02-28-10 at Cape Girardeau, Mo.

| Score by Innings | 1 | 2 | 3 | 4 | 5 | 6 | 7 | 8 | 9 | R | H | E |
|--------------------|---|---|---|---|---|---|---|---|----|---|----|---|
| IPFW | 0 | 0 | 0 | 0 | 1 | 3 | 0 | 0 | 1- | 5 | 7 | 2 |
| Southeast Missouri | 2 | 0 | 0 | 0 | 0 | 1 | 1 | 2 | X- | 6 | 12 | 1 |

WP-Shae Simmons (1-0) Save-Trent Wise(1) LP-R. Jacobson (0-1) T-3hr 1m A-348
HR IPFW - B. Clark (1), G. Segreaves (2)

03-02-10 at St. Louis, Mo.

| Score by Innings | 1 | 2 | 3 | 4 | 5 | 6 | 7 | 8 | 9 | R | H | E |
|--------------------|---|---|---|---|---|---|---|---|----|----|----|---|
| Southeast Missouri | 1 | 1 | 0 | 0 | 3 | 0 | 1 | 0 | 0- | 6 | 18 | 1 |
| Saint Louis | 0 | 1 | 1 | 2 | 1 | 2 | 1 | 2 | X- | 10 | 13 | 2 |

WP-Mancuso (1-0) LP-Brad LaBruyere (0-1) T-3:06 A-122

HR SLU - Brock 2 (4), Guerra (2)

03-05-10 at Starkville, Miss.

| Score by Innings | 1 | 2 | 3 | 4 | 5 | 6 | 7 | 8 | 9 | 10 | 11 | R | H | E |
|--------------------|---|---|---|---|---|---|---|---|---|----|----|---|----|---|
| Southeast Missouri | 0 | 1 | 0 | 0 | 0 | 1 | 0 | 4 | 0 | 1 | 0- | 7 | 13 | 3 |
| Michigan State | 0 | 0 | 0 | 2 | 3 | 0 | 0 | 1 | 0 | 1 | 1- | 8 | 12 | 1 |

WP-Frymier (1-0) LP-Michael Adamson (0-1) T-3:08 A-0

HR MSU - Boike (1)

Game 1 of 2010 MSU BankFirst Baseball Challenge

03-05-10 at Starkville, Miss.

| Score by Innings | 1 | 2 | 3 | 4 | 5 | 6 | 7 | 8 | 9 | 10 | R | H | E |
|--------------------|---|---|---|---|---|---|---|---|---|----|----|----|---|
| Southeast Missouri | 0 | 0 | 4 | 0 | 0 | 2 | 0 | 1 | 0 | 0- | 7 | 10 | 4 |
| Mississippi State | 1 | 2 | 0 | 3 | 0 | 0 | 0 | 0 | 1 | 3- | 10 | 7 | 1 |

WP-Houston (2-0) LP-Trent Wise (0-2) T-3:21 A-5956

HR MSTATE - Powers (5), Freeman (1)

Actual attendance: 2,121...Game 2 of 2010 BankFirst Baseball Challenge...

Bulldogs win on Powers' walk-off home run for 2nd time this season...Play resumes at 11 a.m. Saturday with MSU versus Michigan State and at 2:30 p.m. MSU versus Southeast Missouri

03-06-10 at Starkville, Miss.

| Score by Innings | 1 | 2 | 3 | 4 | 5 | 6 | 7 | 8 | 9 | R | H | E |
|--------------------|---|---|---|---|---|---|---|---|----|---|---|---|
| Southeast Missouri | 0 | 0 | 0 | 0 | 0 | 0 | 0 | 2 | 0- | 2 | 8 | 1 |
| Mississippi State | 0 | 0 | 2 | 1 | 0 | 0 | 0 | 0 | X- | 3 | 7 | 0 |

WP-Stratton (2-1) Save-Jones(1) LP-Jordan Underwood (0-2) T-2:35 A-6413

Actual attendance: 4,053...Game 4 of 2010 MSU BankFirst Baseball Challenge
...Tournament play resumes with SEMO and Michigan State at 11 a.m. Sunday and MSU and Michigan State at 2:30 p.m. Sunday.

03-07-10 at Starkville, Miss.

| Score by Innings | 1 | 2 | 3 | 4 | 5 | 6 | 7 | 8 | 9 | R | H | E |
|--------------------|---|---|---|---|---|---|---|---|----|---|----|---|
| Michigan State | 1 | 1 | 1 | 0 | 3 | 0 | 0 | 3 | 0- | 9 | 17 | 0 |
| Southeast Missouri | 0 | 0 | 0 | 0 | 0 | 0 | 0 | 0 | 0- | 0 | 9 | 2 |

WP-Bucciferro (1-2) LP-Corey Harness (0-1) T-2:53 A-0

03-10-10 at Cape Girardeau, Mo.

| Score by Innings | 1 | 2 | 3 | 4 | 5 | 6 | 7 | 8 | 9 | R | H | E |
|--------------------|---|---|---|---|---|---|---|---|----|----|----|---|
| Missouri State | 0 | 0 | 0 | 2 | 1 | 2 | 0 | 2 | 4- | 11 | 13 | 3 |
| Southeast Missouri | 1 | 0 | 0 | 0 | 2 | 0 | 7 | 1 | 1- | 12 | 19 | 3 |

WP-Michael Adamson (1-1) LP-Corcoran (1-2) T-3hr 29m A-215

HR MSU - Wieber (1), Johnson (1)

HR SEMO - Michael Adamson (1)

03-13-10 at Cape Girardeau, Mo.

| Score by Innings | 1 | 2 | 3 | 4 | 5 | 6 | 7 | 8 | 9 | R | H | E |
|--------------------|---|---|---|---|---|---|---|---|----|----|----|---|
| North Dakota | 1 | 2 | 0 | 1 | 0 | 0 | 0 | 0 | 0- | 4 | 6 | 1 |
| Southeast Missouri | 1 | 2 | 2 | 3 | 1 | 1 | 1 | 4 | X- | 15 | 17 | 1 |

WP-Kyle Gumieny (2-0) LP-BIERMAIER, D (0-2) T-2hr 54m A-0

HR SEMO - Jim Klocke 2 (3), Casey Jones (1), Louie Haseltine (2)

03-13-10 at Cape Girardeau, Mo.

| Score by Innings | 1 | 2 | 3 | 4 | 5 | 6 | 7 | R | H | E |
|--------------------|---|---|---|---|---|---|----|---|----|---|
| North Dakota | 0 | 4 | 1 | 0 | 0 | 1 | 0- | 6 | 7 | 3 |
| Southeast Missouri | 2 | 1 | 0 | 1 | 0 | 1 | 0- | 5 | 10 | 4 |

WP-BENSON, J. (1-0) Save-BUNCH, J.(1) LP-Jordan Underwood (0-3) T-2hr 58m A-275

03-14-10 at Cape Girardeau, Mo.

| Score by Innings | 1 | 2 | 3 | 4 | 5 | 6 | 7 | 8 | 9 | R | H | E |
|--------------------|---|---|---|---|---|---|---|---|----|----|----|---|
| North Dakota | 0 | 0 | 2 | 0 | 0 | 1 | 0 | 1 | 0- | 4 | 6 | 3 |
| Southeast Missouri | 0 | 1 | 1 | 5 | 2 | 2 | 3 | 0 | X- | 14 | 13 | 1 |

WP-Logan Mahon (2-0) LP-LIND, D. (0-1) T-3hr 21m A-137

03-16-10 at Cape Girardeau, Mo.

| Score by Innings | 1 | 2 | 3 | 4 | 5 | 6 | 7 | 8 | 9 | R | H | E |
|--------------------|---|---|---|---|---|---|---|---|----|----|----|---|
| Freed-Hardeman | 0 | 0 | 1 | 0 | 0 | 0 | 0 | 0 | 0- | 1 | 4 | 1 |
| Southeast Missouri | 0 | 0 | 7 | 0 | 1 | 1 | 4 | 0 | X- | 13 | 11 | 0 |

WP-Nick Thomas (2-0) LP-Blackburn, Adam (2-2) T-2:20 A-263

HR SEMO - Kenton Parmley (2), Greg Dambach (2), Blake Slattery (2)

03-19-10 at Cape Girardeau, Mo.

| Score by Innings | 1 | 2 | 3 | 4 | 5 | 6 | 7 | 8 | 9 | R | H | E |
|--------------------|---|---|---|---|---|---|---|---|----|----|----|---|
| Valparaiso | 3 | 0 | 1 | 0 | 0 | 0 | 0 | 0 | 0- | 4 | 10 | 3 |
| Southeast Missouri | 4 | 3 | 0 | 5 | 0 | 0 | 0 | 5 | X- | 17 | 20 | 1 |

WP-Kyle Gumieny (3-0) LP-SHAFFER, Bryce (2-2) T-2:23 A-0

HR VALPO - MUHLSTEFF, Kyle (1)

HR SEMO - Kody Campbell (1)

03-19-10 at Cape Girardeau, Mo.

| Score by Innings | 1 | 2 | 3 | 4 | 5 | 6 | 7 | R | H | E |
|--------------------|---|---|---|---|---|---|----|---|----|---|
| Valparaiso | 0 | 0 | 0 | 0 | 1 | 0 | 2- | 3 | 9 | 0 |
| Southeast Missouri | 1 | 0 | 3 | 0 | 1 | 0 | 0- | 5 | 11 | 2 |

WP-Jordan Underwood (1-3) Save-Shae Simmons(1) LP-GULBRANSEN, Jon (1-2) T-2hr A-338 A-338 Jon

03-20-10 at Cape Girardeau, Mo.

| Score by Innings | 1 | 2 | 3 | 4 | 5 | 6 | 7 | 8 | 9 | R | H | E |
|--------------------|---|---|---|---|---|---|---|---|----|---|----|---|
| Valparaiso | 0 | 0 | 0 | 0 | 0 | 5 | 1 | 0 | 1- | 7 | 12 | 2 |
| Southeast Missouri | 0 | 1 | 0 | 0 | 4 | 0 | 3 | 0 | X- | 8 | 11 | 3 |

WP-Nick Thomas (3-0) Save-Shae Simmons(2) LP-GODAWA, Steve (0-3) T-3:00 A-375

HR VALPO - KLEIN, David

HR SEMO - Louie Haseltine (3)

03-23-10 at Cape Girardeau, Mo.

| Score by Innings | 1 | 2 | 3 | 4 | 5 | 6 | 7 | 8 | 9 | R | H | E |
|--------------------|---|---|---|---|---|---|---|---|----|---|----|---|
| Saint Louis | 1 | 0 | 1 | 0 | 0 | 0 | 2 | 0 | 0- | 4 | 8 | 0 |
| Southeast Missouri | 0 | 0 | 0 | 4 | 0 | 1 | 0 | 3 | X- | 8 | 10 | 1 |

WP-Nick Thomas (4-0) LP-Alemann (2-3) T-2hr 23m A-460

HR SLU - Cotter (1), Braaten (1), Dunn (2)

03-24-10 at Cape Girardeau, Mo.

| Score by Innings | 1 | 2 | 3 | 4 | 5 | 6 | 7 | 8 | 9 | R | H | E |
|------------------------|--------------------|---|---|------------------|---|---|---|---|----|---|---|---|
| Arkansas State | 0 | 0 | 0 | 0 | 0 | 0 | 2 | 1 | 1- | 4 | 8 | 3 |
| Southeast Missouri | 0 | 0 | 0 | 0 | 1 | 5 | 0 | 0 | 0- | 6 | 8 | 0 |
| WP-Corey Harness (1-1) | Save-Jim Klocke(1) | | | LP-Allen, Brad (| | | | | | | | |

WP-Corey Harness (1-1) Save-Jim Klocke(1) LP-Allen, Brad (3-1) T-2:53 A-1102

HR SEMO - Louie Haseltine (5)

03-27-10 at Morehead, Ky.

| Score by Innings | 1 | 2 | 3 | 4 | 5 | 6 | 7 | 8 | 9 | R | H | E |
|--------------------|---|---|---|---|---|---|---|---|----|----|----|---|
| Southeast Missouri | 0 | 1 | 2 | 0 | 5 | 0 | 8 | 3 | 4- | 23 | 23 | 0 |
| Morehead State | 0 | 0 | 0 | 0 | 3 | 2 | 3 | 2 | 0- | 10 | 10 | 4 |

WP-Kyle Gumieny (4-0) LP-BOTTOMS, M. (1-2) T-3:03 A-0

HR SEMO - Kenton Parmley, Casey Jones, Louie Haseltine, Brett Russell

HR MOR - ASHBROOK, J. (11), FLYNN, C. (6)

03-27-10 at Morehead, Ky.

| Score by Innings | 1 | 2 | 3 | 4 | 5 | 6 | 7 | R | H | E |
|--------------------|----|---|---|---|---|---|----|----|----|---|
| Southeast Missouri | 1 | 5 | 0 | 0 | 1 | 3 | 1- | 11 | 15 | 1 |
| Morehead State | 10 | 0 | 0 | 2 | 0 | 0 | X- | 12 | 11 | 2 |

WP-SCHNEIDER, J (6-2) Save-SMITH, T.(1) LP-Logan Mahon (2-1) T-2:20 A-296

HR SEMO - Louie Haseltine

HR MOR - FLYNN, C. 2 (7), BAINER, L. (2)



2010 Linescores

04-02-10 at Cape Girardeau, Mo.

| Score by Innings | 1 | 2 | 3 | 4 | 5 | 6 | 7 | 8 | 9 | R | H | E | |
|--------------------|---|---|---|---|---|---|---|---|---|---|-----------|-----------|----------|
| Eastern Kentucky | 0 | 0 | 2 | 0 | 0 | 1 | 5 | 1 | 0 | - | 9 | 12 | 0 |
| Southeast Missouri | 0 | 0 | 0 | 2 | 9 | 3 | 2 | 1 | X | - | 17 | 18 | 1 |

WP-Kyle Gumieny (5-0) LP-Hefler (1-2) T-2hr 34m A-0
HR EKU - Rodriguez (3), Langfels (8), Garcia (4)
HR SEMO - Kenton Parmley (5), Casey Jones (4), Blake Slatter

04-02-10 at Cape Girardeau, Mo.

| Score by Innings | 1 | 2 | 3 | 4 | 5 | 6 | 7 | R | H | E | |
|--------------------|---|---|---|---|---|---|---|---|----------|----------|----------|
| Eastern Kentucky | 0 | 1 | 0 | 0 | 1 | 2 | 0 | - | 4 | 6 | 1 |
| Southeast Missouri | 0 | 1 | 1 | 0 | 0 | 1 | 4 | - | 7 | 9 | 1 |

WP-Shae Simmons (2-0) LP-Harris (2-4) T-2hr 10m A-615
HR EKU - Langfels (9), Ottrando (7), Faidley (7)
HR SEMO - Blake Slattery (4), Louie Haseltine (9)

04-03-10 at Cape Girardeau, Mo.

| Score by Innings | 1 | 2 | 3 | 4 | 5 | 6 | 7 | 8 | 9 | R | H | E |
|--------------------|---|---|---|---|---|---|---|---|---|----------|-----------|----------|
| Eastern Kentucky | 2 | 2 | 0 | 0 | 0 | 0 | 2 | 0 | 1 | 7 | 8 | 0 |
| Southeast Missouri | 1 | 1 | 2 | 1 | 2 | 0 | 1 | 0 | X | 8 | 12 | 3 |

WP-Jordan Underwood (3-3) Save-Shae Simmons(3) LP-Bazzani (1-3) T-2hr 40m A-822
HR SEMO - Michael Adamson (3), Jim Klocke (6), Tim Rupp (1)

04-06-10 at Cape Girardeau, Mo.

| Score by Innings | 1 | 2 | 3 | 4 | 5 | 6 | 7 | 8 | 9 | R | H | E |
|--------------------|---|---|---|---|---|---|---|---|---|----|----|---|
| Southern Illinois | 0 | 2 | 3 | 2 | 7 | 0 | 0 | 2 | 0 | 16 | 19 | 1 |
| Southeast Missouri | 3 | 0 | 1 | 2 | 1 | 1 | 0 | 1 | 2 | 11 | 18 | 0 |

WP-Weld (2-3) LP-Corey Harness (1-2) T-3hr 20m A-622
HR SIU - Pinnon (6)
HR SEMO - Kenton Parmley (6), Michael Adamson (4), Casey Jones 2 (6), Louie Haseltine (10), Jesse Tierney (1)

04-10-10 at Cape Girardeau, Mo.

| Score by Innings | 1 | 2 | 3 | 4 | 5 | 6 | 7 | 8 | 9 | R | H | E | |
|--------------------|---|---|---|---|---|---|---|---|---|---|-----------|-----------|----------|
| Tennessee Tech | 0 | 2 | 1 | 0 | 0 | 4 | 0 | 0 | 2 | - | 9 | 13 | 0 |
| Southeast Missouri | 2 | 0 | 3 | 4 | 0 | 0 | 0 | 2 | X | - | 11 | 19 | 2 |

WP-Kyle Gumieny (6-0) Save-Shae Simmons(4) LP-LIBERATORE (3-4) T-3hr 16m A-0
HR TTU - DONALDSON (3)
HR SEMO - Casey Jones 2 (8), Louie Haseltine (11)

04-10-10 at Cape Girardeau, Mo.

| Score by Innings | 1 | 2 | 3 | 4 | 5 | 6 | 7 | 8 | 9 | R | H | E |
|--------------------|---|---|---|---|---|---|---|---|----------|----------|----------|---|
| Tennessee Tech | 2 | 0 | 0 | 0 | 0 | 0 | 1 | - | 3 | 7 | 1 | |
| Southeast Missouri | 2 | 0 | 0 | 1 | 0 | 0 | 1 | - | 4 | 7 | 1 | |

WP-Shae Simmons (3-0) LP-PRYOR (2-3) T-2hr 28m A-2217
 HR SEMO - Louie Haseltine (12)

04-11-10 at Cape Girardeau, Mo.

| Score by Innings | 1 | 2 | 3 | 4 | 5 | 6 | 7 | 8 | 9 | R | H | E | |
|--------------------|---|---|---|---|---|---|---|---|---|---|-----------|-----------|----------|
| Tennessee Tech | 0 | 2 | 0 | 0 | 0 | 1 | 0 | 8 | 1 | - | 12 | 13 | 3 |
| Southeast Missouri | 0 | 5 | 0 | 0 | 1 | 0 | 1 | 0 | 1 | - | 8 | 12 | 2 |

WP-PRICE (1-0) LP-Michael Adamson (1-2) T-2hr 55m A-634
HR TTU - KIRBY-JONES, DONALDSON, HAYES
HR SEMO - Louie Haseltine, Ky Burgess

04-14-10 at Jonesboro, Ark.

| Score by Innings | 1 | 2 | 3 | 4 | 5 | 6 | 7 | 8 | 9 | R | H | E | |
|--------------------|---|---|---|---|---|---|---|---|---|---|----------|-----------|----------|
| Southeast Missouri | 3 | 0 | 0 | 0 | 3 | 0 | 0 | 0 | 0 | - | 6 | 11 | 1 |
| Arkansas State | 3 | 0 | 0 | 0 | 2 | 3 | 1 | 0 | X | - | 9 | 9 | 0 |

WP-Benes, Drew (1-1) Save-Koch, John(4) LP-Jacob Wentz (0-1) T-3:07 A-847

04-17-10 at Martin, Tenn.

| Score by Innings | 1 | 2 | 3 | 4 | 5 | 6 | 7 | 8 | 9 | R | H | E | |
|--------------------|---|---|---|---|---|---|---|---|---|---|-----------|-----------|----------|
| Southeast Missouri | 0 | 0 | 1 | 3 | 0 | 0 | 0 | 0 | 0 | - | 4 | 12 | 1 |
| UT Martin | 3 | 0 | 1 | 0 | 3 | 0 | 2 | 3 | X | - | 12 | 18 | 1 |

WP-BOSHERS, A. (2-4) Save-TOBIK, D.(1) LP-Corey Harness (1-3) T-2:40 A-0
HR SEMO - Brett Russell (4)
HR UTM - PATTERSON, W (10), OWEN, J. (8)

04-17-10 at Martin, Tenn.

| Score by Innings | 1 | 2 | 3 | 4 | 5 | 6 | 7 | R | H | E | |
|--------------------|---|---|---|---|---|---|---|---|----------|----------|----------|
| Southeast Missouri | 1 | 0 | 0 | 2 | 0 | 0 | 0 | - | 3 | 7 | 2 |
| UT Martin | 0 | 0 | 4 | 0 | 1 | 1 | X | - | 6 | 9 | 2 |

WP-GREEN, C. (6-2) Save-FLANIKEN, D.(2) LP-Logan Mahon (2-2) T-1:59 A-302
HR SEMO - Kenton Parmley (7)

04-18-10 at Martin, Tenn.

| Score by Innings | 1 | 2 | 3 | 4 | 5 | 6 | 7 | 8 | 9 | R | H | E | |
|--------------------|---|---|---|---|---|---|---|---|---|---|-----------|-----------|----------|
| Southeast Missouri | 0 | 2 | 0 | 2 | 1 | 1 | 4 | 0 | 5 | - | 15 | 17 | 1 |
| UT Martin | 0 | 1 | 0 | 0 | 0 | 0 | 0 | 0 | 0 | - | 1 | 5 | 0 |

WP-Jordan Underwood (4-3) LP-LOZUPONE, B. (2-3) T-2:48 A-162
HR SEMO - Michael Adamson (5), Brett Russell (5)
HR UTM - OWEN, J. (9)

04-20-10 at Carbondale, Ill

| Score by Innings | 1 | 2 | 3 | 4 | 5 | 6 | 7 | 8 | 9 | R | H | E | |
|--------------------|---|---|---|---|---|---|---|---|---|---|-----------|-----------|----------|
| Southeast Missouri | 1 | 0 | 1 | 3 | 0 | 3 | 4 | 0 | 1 | - | 13 | 18 | 1 |
| Southern Illinois | 0 | 0 | 0 | 0 | 0 | 0 | 0 | 1 | 0 | - | 1 | 6 | 3 |

WP-Nick Thomas (5-0) LP-Bever (1-2) T-2:38 A-87
HR SEMO - Jim Klocke (7)

04-21-10 at Cape Girardeau, Mo.

| Score by Innings | 1 | 2 | 3 | 4 | 5 | 6 | 7 | 8 | 9 | R | H | E | |
|--------------------|---|---|---|---|---|---|---|---|---|---|-----------|-----------|----------|
| Harris-Stowe | 0 | 0 | 0 | 0 | 0 | 1 | 0 | 1 | 0 | - | 2 | 6 | 2 |
| Southeast Missouri | 1 | 0 | 3 | 0 | 2 | 0 | 3 | 1 | X | - | 10 | 12 | 0 |

WP-Jon Dicus (1-0) LP-MANNING, Josh (8-4) T-2:15 A-320
HR SEMO - Jim Klocke (8), Casey Jones (9)

04-25-10 at Jacksonville, Ala.

| Score by Innings | 1 | 2 | 3 | 4 | 5 | 6 | 7 | R | H | E |
|--------------------|---|---|---|---|---|---|---|----|----|---|
| Southeast Missouri | 0 | 2 | 4 | 0 | 1 | 2 | 1 | 10 | 16 | 0 |
| Jacksonville State | 0 | 1 | 0 | 0 | 2 | 0 | 2 | 5 | 9 | 1 |

WP-Nick Thomas (6-0) LP-BEISTLINE,Jo (2-3) T-2:34 A-296
HR SEMO - Louie Haseltine (14), Blake Slattery (5)
HR JSU - ADAMSON,Dani (9)

04-25-10 at Jacksonville, Ala.

| Score by Innings | 1 | 2 | 3 | 4 | 5 | 6 | 7 | R | H | E | |
|--------------------|---|---|---|---|---|---|---|---|----------|----------|----------|
| Southeast Missouri | 3 | 0 | 0 | 0 | 0 | 3 | 0 | - | 6 | 9 | 2 |
| Jacksonville State | 1 | 3 | 1 | 0 | 0 | 0 | 0 | - | 5 | 9 | 1 |

WP-Kyle Gumieny (7-0) Save-Shae Simmons(5) LP-HORNSBY,Todd (1-1) T-2:27 A-296
HR SEMO - Casey Jones (10), Louie Haseltine (15)
HR JSU - CUNNINGHAM (5)

04-27-10 at Conway, Ark.

| Score by Innings | 1 | 2 | 3 | 4 | 5 | 6 | 7 | 8 | 9 | R | H | E | |
|--------------------|---|---|---|---|---|---|---|---|---|---|----------|-----------|----------|
| Southeast Missouri | 2 | 0 | 1 | 2 | 0 | 0 | 1 | 0 | 1 | - | 7 | 16 | 1 |
| Central Arkansas | 2 | 3 | 0 | 0 | 3 | 0 | 0 | 0 | X | - | 8 | 13 | 1 |

WP-Wild, Michael (3-6) Save-Pritchett, Bobby(2) LP-Kyle Gumieny (7-1) T-2:45 A-203
HR SEMO - Jim Klocke (9), Louie Haseltine (16)

04-28-10 at Conway, Ark.

| Score by Innings | 1 | 2 | 3 | 4 | 5 | 6 | 7 | 8 | 9 | R | H | E | |
|--------------------|---|---|---|---|---|---|---|---|---|---|-----------|-----------|----------|
| Southeast Missouri | 1 | 3 | 0 | 0 | 0 | 2 | 2 | 2 | 3 | - | 13 | 17 | 2 |
| Central Arkansas | 0 | 0 | 0 | 0 | 3 | 4 | 1 | 1 | 2 | - | 11 | 13 | 3 |

WP-Trent Wise (1-2) LP-Houston, Jonathan (0-1) T-3:11 A-180
HR SEMO - Kenton Parmley (8), Blake Slattery (6), Brett Russell (6)
HR UCA - Bauer, Matt, Fuller, Jake, Noble, Greg 2
Mark Hogan Earns his 850th Career Victory as a head coach.

05-02-10 at Cape Girardeau, Mo.

| Score by Innings | 1 | 2 | 3 | 4 | 5 | 6 | 7 | 8 | R | H | E | |
|--------------------|---|---|---|---|---|---|---|---|---|----------|----------|----------|
| Murray State | 2 | 0 | 0 | 0 | 0 | 0 | 1 | 2 | - | 5 | 8 | 3 |
| Southeast Missouri | 0 | 0 | 1 | 0 | 2 | 0 | 0 | 0 | - | 3 | 3 | 1 |

WP-McGAHA (3-1) LP-Shae Simmons (3-1) T-2h 46m A-0
HR MUR - CUNNINGHAM (16), TIERNAN (2)
HR SEMO - Kenton Parmley (9)

05-02-10 at Cape Girardeau, Mo.

| Score by Innings | 1 | 2 | 3 | 4 | 5 | 6 | 7 | R | H | E | |
|--------------------|---|---|---|---|---|---|---|---|-----------|-----------|----------|
| Murray State | 7 | 0 | 0 | 3 | 1 | 0 | 2 | - | 13 | 14 | 2 |
| Southeast Missouri | 0 | 2 | 2 | 1 | 1 | 3 | 0 | - | 9 | 13 | 2 |

WP-HANDLIN (1-1) Save-HUFF(4) LP-Jordan Underwood (4-4) T-2h 54m A-270
HR MUR - NOONAN (3), CUNNINGHAM (17), FREY (3)
HR SEMO - Tim Rupp (2)

05-05-10 at Cape Girardeau, Mo.

| Score by Innings | 1 | 2 | 3 | 4 | 5 | 6 | 7 | 8 | 9 | R | H | E | |
|--------------------|---|---|---|---|---|---|---|---|---|---|-----------|-----------|----------|
| Mid-Continent | 4 | 0 | 1 | 0 | 2 | 4 | 0 | 1 | 0 | - | 12 | 11 | 2 |
| Southeast Missouri | 3 | 0 | 3 | 0 | 4 | 1 | 5 | 0 | X | - | 16 | 19 | 8 |

WP-Trent Wise (2-2) LP-MERRILL, Kalip (2-6) T-3:40 A-450

HR MCU - TELLOR, Cody

HR SEMO - Kenton Parmley (10), Tim Rupp (3)



2010 Linescores

05-07-10 at Lincoln, Neb.

| Score by Innings | 1 | 2 | 3 | 4 | 5 | 6 | 7 | 8 | 9 | R | H | E |
|--|---|---|---|---|---|---|---|---|---|---|---|---|
| Southeast Missouri | 0 | 0 | 1 | 0 | 1 | 0 | 0 | 0 | 0 | 2 | 5 | 1 |
| Nebraska | 0 | 0 | 0 | 4 | 2 | 0 | 0 | 0 | X | 6 | 7 | 3 |
| WP-Mariot, M. (5-5) LP-Nick Thomas (6-1) T-2:24 A-1943 | | | | | | | | | | | | |
| HR SEMO - Kenton Parmley (11) | | | | | | | | | | | | |
| HR NU - Bailey, A. (16), Asche, C. (8) | | | | | | | | | | | | |

05-08-10 at Lincoln, Neb.

| Score by Innings | 1 | 2 | 3 | 4 | 5 | 6 | 7 | 8 | 9 | R | H | E |
|---|---|---|---|---|---|---|---|---|---|----|----|---|
| Southeast Missouri | 4 | 1 | 0 | 1 | 0 | 0 | 0 | 0 | 0 | 6 | 13 | 2 |
| Nebraska | 5 | 1 | 1 | 4 | 0 | 2 | 5 | 2 | X | 20 | 16 | 1 |
| WP-Hauptman, C (2-4) LP-Logan Mahon (2-3) T-3:17 A-2563 | | | | | | | | | | | | |
| HR NU - Asche, C. (9), Bubak, K. (1) | | | | | | | | | | | | |

05-09-10 at Lincoln, Neb.

| Score by Innings | 1 | 2 | 3 | 4 | 5 | 6 | 7 | 8 | 9 | R | H | E |
|---|---|---|---|---|---|---|---|---|---|----|----|---|
| Southeast Missouri | 0 | 0 | 0 | 0 | 1 | 0 | 2 | 0 | 0 | 3 | 8 | 2 |
| Nebraska | 1 | 0 | 3 | 0 | 3 | 3 | 0 | 0 | X | 10 | 15 | 2 |
| WP-Adams, C. (3-1) LP-Jordan Underwood (4-5) T-2:56 A-198 | | | | | | | | | | | | |
| HR NU - Belfonte, D. (7), Farst, T. (4) | | | | | | | | | | | | |

05-15-10 at Cape Girardeau, Mo.

| Score by Innings | 1 | 2 | 3 | 4 | 5 | 6 | 7 | 8 | 9 | R | H | E |
|---|---|---|---|---|---|---|---|---|---|---|----|---|
| Austin Peay | 0 | 5 | 0 | 0 | 1 | 2 | 0 | 0 | 0 | 8 | 11 | 2 |
| Southeast Missouri | 0 | 0 | 0 | 0 | 0 | 4 | 0 | 0 | 0 | 4 | 9 | 2 |
| WP-HUFF, S. (5-5) LP-Nick Thomas (6-2) T-3hr 0m A-0 | | | | | | | | | | | | |
| HR APSU - LEWELLYN, C (4) | | | | | | | | | | | | |

05-15-10 at Cape Girardeau, Mo.

| Score by Innings | 1 | 2 | 3 | 4 | 5 | 6 | 7 | R | H | E |
|---|---|---|---|---|---|---|---|---|---|---|
| Austin Peay | 0 | 0 | 0 | 0 | 1 | 0 | 0 | 1 | 5 | 0 |
| Southeast Missouri | 0 | 1 | 0 | 0 | 0 | 1 | X | 2 | 5 | 2 |
| WP-Kyle Gumieny (8-1) LP-MARSHALL, R. (6-6) T-1hr 58m A-938 | | | | | | | | | | |
| HR SEMO - Michael Adamson (6) | | | | | | | | | | |

05-16-10 at Cape Girardeau, Mo.

| Score by Innings | 1 | 2 | 3 | 4 | 5 | 6 | 7 | 8 | 9 | R | H | E |
|---|---|---|---|---|---|---|---|---|---|----|----|---|
| Austin Peay | 0 | 1 | 0 | 0 | 0 | 0 | 1 | 1 | 0 | 3 | 9 | 3 |
| Southeast Missouri | 0 | 1 | 0 | 3 | 5 | 1 | 0 | 0 | X | 10 | 12 | 2 |
| WP-Jordan Underwood (5-5) LP-DAVIS, E. (3-2) T-3:00 A-385 | | | | | | | | | | | | |
| HR SEMO - Jim Klocke (10), Louie Haseltine (17) | | | | | | | | | | | | |

05-21-10 at Charleston, Ill.

| Score by Innings | 1 | 2 | 3 | 4 | 5 | 6 | 7 | 8 | 9 | R | H | E |
|---|---|---|---|---|---|---|---|---|---|---|----|---|
| Southeast Missouri | 0 | 0 | 1 | 0 | 3 | 0 | 1 | 0 | 0 | 5 | 10 | 0 |
| Eastern Illinois | 1 | 0 | 4 | 0 | 2 | 0 | 0 | 0 | X | 7 | 8 | 1 |
| WP-MUELLER, Josh (3-1) Save-RECCHIA, Mike(2) LP-Nick Thomas (6-3) T-3:14 A-0 | | | | | | | | | | | | |
| HR EIU - BORENSTEIN, Zach (10), GEE, Alex (8) | | | | | | | | | | | | |
| Jim Klocke broke Southeast Missouri's all-time career RBI record with a one-out double in the third inning. | | | | | | | | | | | | |

05-21-10 at Charleston, Ill.

| Score by Innings | 1 | 2 | 3 | 4 | 5 | 6 | 7 | R | H | E |
|--|---|---|---|---|---|---|---|---|----|---|
| Southeast Missouri | 0 | 0 | 1 | 0 | 0 | 0 | 4 | 5 | 10 | 1 |
| Eastern Illinois | 0 | 1 | 1 | 0 | 3 | 3 | X | 8 | 11 | 2 |
| WP-HOEKSTRA, Mike (3-4) Save-ROARK, Dillon(3) LP-Shae Simmons (3-2) T-2:31 | | | | | | | | | | |
| HR SEMO - Jim Klocke (11) | | | | | | | | | | |

05-22-10 at Charleston, Ill.

| Score by Innings | 1 | 2 | 3 | 4 | 5 | 6 | 7 | 8 | 9 | R | H | E |
|---|---|---|---|---|---|---|---|---|---|----|----|---|
| Southeast Missouri | 3 | 0 | 0 | 5 | 1 | 1 | 0 | 0 | 0 | 10 | 16 | 2 |
| Eastern Illinois | 0 | 0 | 0 | 0 | 0 | 0 | 0 | 0 | 0 | 0 | 7 | 2 |
| WP-Jordan Underwood (6-5) LP-BARTON, Troy (2-5) T-2:54 A-290 | | | | | | | | | | | | |
| HR SEMO - Jim Klocke 2 (13) | | | | | | | | | | | | |
| Michael Adamson broke Southeast's all-time single-season hits record. | | | | | | | | | | | | |

05-26-10 at Jackson, Tenn.

| Score by Innings | 1 | 2 | 3 | 4 | 5 | 6 | 7 | 8 | 9 | 10 | R | H | E |
|---|---|---|---|---|---|---|---|---|---|----|----|----|---|
| Eastern Illinois | 0 | 0 | 0 | 0 | 0 | 1 | 4 | 0 | 0 | 5 | 10 | 13 | 0 |
| Southeast Missouri | 0 | 0 | 3 | 0 | 0 | 2 | 0 | 0 | 0 | 0 | 5 | 12 | 4 |
| WP-RECCHIA, Mike (6-5) LP-Shae Simmons (3-3) T-4:01 A-385 | | | | | | | | | | | | | |

05-27-10 at Jackson, Tenn.

| Score by Innings | 1 | 2 | 3 | 4 | 5 | 6 | 7 | 8 | 9 | 10 | R | H | E |
|---|---|---|---|---|---|---|---|---|---|----|----|----|---|
| Murray State | 6 | 0 | 0 | 0 | 2 | 0 | 0 | 1 | 0 | 4 | 13 | 18 | 4 |
| Southeast Missouri | 0 | 2 | 1 | 2 | 3 | 1 | 0 | 0 | 0 | 0 | 9 | 12 | 3 |
| WP-LOVE (7-1) LP-Michael Adamson (1-3) T-3:38 A-663 | | | | | | | | | | | | | |
| HR MUR - CUNNINGHAM (21), TIERNAN (3) | | | | | | | | | | | | | |



(Top) Jim Klocke broke the Southeast Missouri All-Time Doubles record with a double against Eastern Illinois on May 21, 2010

(Bottom) Michael Adamson broke the Southeast Missouri All-Time hits record with a single against Eastern Illinois on May 22, 2010





OPPONENTS

GOSOUTHEAST.COM



2011 Opponents

Louisiana-Lafayette



General Information

Location: Louisiana, La.
 Nickname: Ragin' Cajuns
 Colors: Vermilion and White
 Conference: Sun Belt
 Home Field: M.L. "Tigue" Moore Field
 Capacity: 3,755
 Dimensions: LF:330,CF:400,RF:300
 Surface: ProGrass Synthetic Turf

Sports Information

Press Box Phone: (337) 851-2255
 Contact: Matt Hebert
 Email: matth@louisiana.edu

Coaching Staff

Head Coach: Tony Robichaux
 Alma Mater: McNeese State, 1986
 Career Record: 840-559-1 (24)
 Record at ULL: 577-382-1 (16)
 Asst. Coaches: Anthony Babineaux
 Mike Trahan

Team Information

2010 Record: 38-22
 Conference: 21-9 (1st)
 Letterman Ret: 16 (5 starters)
 Lettermen Lost: 8 (3 starters)

| DATE | Time | Site |
|-------------|--------|----------------|
| February 18 | 6 p.m. | Louisiana, La. |
| February 19 | 2 p.m. | Louisiana, La. |
| February 20 | 1 p.m. | Louisiana, La. |

Ball State



General Information

Location: Muncie, Ind.
 Nickname: Cardinals
 Colors: Cardinal and White
 Conference: Mid-American
 Home Field: Ball Diamond
 Capacity: 1,700
 Dimensions: LF:330,CF:400,RF:330
 Surface: Grass

Sports Information

Press Box Phone: (765) 285-8242
 Contact: Matt McColester
 Email: mjmccolleste@bsu.edu

Coaching Staff

Head Coach: Alex Marconi
 Alma Mater: Kent State, 2000
 Career Record: First Season
 Record at BSU: First Season
 Asst. Coaches: Pete Milas

Team Information

2010 Record: 29-29
 Conference: 19-8 (2nd)
 Letterman Ret: 18 (5 starters)
 Lettermen Lost: 10 (4 starters)
 Pitchers Ret: 9
 Pitchers Lost: 5

| DATE | Time | Site |
|-------------|--------|--------------|
| February 25 | 3 p.m. | Capaha Field |
| February 26 | 1 p.m. | Capaha Field |
| February 27 | 1 p.m. | Capaha Field |

Central Arkansas



General Information

Location: Conway, Ark.
 Nickname: Bears
 Colors: Purple and Gray
 Conference: Southland
 Home Field: Bear Stadium
 Capacity: 1,000
 Dimensions: LF:330,CF:400,RF:300
 Surface: GeoTurf infield, grass OF

Sports Information

Press Box Phone: (501) 852-2814
 Contact: Steve East
 Email: seast@uca.edu

Coaching Staff

Head Coach: Allen Gum
 Alma Mater: So. Arkansas, 1991
 Career Record: First Season
 Record at UCA: First Season
 Asst. Coaches: Wes Johnson
 Jay Mattox

Team Information

2010 Record: 19-35
 Conference: 10-22 (11th)
 Letterman Ret: 19 (6 starters)
 Lettermen Lost: 10 (3 starters)
 Pitchers Ret: 7
 Pitchers Lost: 7

| DATE | Time | Site |
|---------|--------|--------------|
| March 1 | 2 p.m. | Capaha Field |
| March 2 | 2 p.m. | Capaha Field |



2011 Opponents

Troy



General Information

Location: Troy, Ala.
 Nickname: Trojans
 Colors: Cardinal, Silver and Black
 Conference: Sun Belt
 Home Field: Riddle-Pace Field
 Capacity: 2,000
 Dimensions: LF:340,CF:400,RF:310
 Surface: Grass

Coaching Staff

Head Coach: Bobby Pierce
 Alma Mater: Alabama, 1982
 Career Record: 817-390 (22)
 Record at TU: 282-187 (8)
 Asst. Coaches: Mark Smartt
 Brad Phillips

Team Information

2010 Record: 36-25
 Conference: 16-14 (6th)
 Letterman Ret: 13 (4 starters)
 Lettermen Lost: 14 (5 starters)
 Pitchers Ret: 7
 Pitchers Lost: 6

| DATE | Time | Site |
|---------|--------|------------|
| March 4 | 6 p.m. | Troy, Ala. |
| March 5 | 6 p.m. | Troy, Ala. |
| March 6 | 1 p.m. | Troy, Ala. |

Sports Information

Cell Phone: (334) 372-7032
 Contact: Ricky Hazel
 Email: jehazel@troy.edu

Arkansas-Little Rock



General Information

Location: Little Rock, Ark.
 Nickname: Trojans
 Colors: Maroon, Silver and Black
 Conference: Sun Belt
 Home Field: Gary Hogan Field
 Capacity: 1,000
 Dimensions: LF:330,CF:400,RF:345
 Surface: Grass

Coaching Staff

Head Coach: Scott Norwood
 Alma Mater: Oral Roberts, 1988
 Career Record: 334-199 (10)
 Record at ALR: 45-59 (2)
 Asst. Coaches: Brandon Rowan
 Jeremy Haworth

Team Information

2010 Record: 29-25
 Conference: 12-16 (9th)
 Letterman Ret: 16 (5 starters)
 Lettermen Lost: 14 (3 starters)
 Pitchers Ret: 5
 Pitchers Lost: 3

| DATE | Time | Site |
|---------|--------|-------------------|
| March 8 | 3 p.m. | Little Rock, Ark. |
| March 9 | 3 p.m. | Little Rock, Ark. |

Sports Information

Cell Phone: (501) 351-1060
 Contact: Joe Angolia
 Email: jaangolia@ualr.edu

North Dakota



General Information

Location: Grand Forks, N.D.
 Nickname: Fighting Sioux
 Colors: Kelly Green and White
 Conference: Great West
 Home Field: Betty Engelstad Sioux Center
 Capacity: 2,000
 Dimensions: LF:330,CF:400,RF:330
 Surface: FieldTurf infield, grass OF

Coaching Staff

Head Coach: Jeff Dodson
 Alma Mater: Livingston, 1993
 Career Record: 33-64 (2)
 Record at UND: 33-64 (2)
 Asst. Coaches: J.C. Field
 Brian DeVillers

Team Information

2010 Record: 19-35
 Conference: 13-15 (8th)
 Letterman Ret: 18 (4 starters)
 Lettermen Lost: 10 (5 starters)
 Pitchers Ret: 8
 Pitchers Lost: 3

| DATE | Time | Site |
|----------|--------|--------------|
| March 11 | 1 p.m. | Capaha Field |
| March 12 | Noon | Capaha Field |
| March 13 | Noon | Capaha Field |

Sports Information

Cell Phone: (701) 213-5921
 Contact: Ryan Powell
 Email: ryanpowell@mail.und.nodak.edu



2011 Opponents

Missouri State



Missouri State

| DATE | Time | Site |
|----------|-----------|------------------|
| March 15 | 6:30 p.m. | Springfield, Mo. |
| March 16 | 3 p.m. | Springfield, Mo. |

General Information

| | |
|-------------|----------------------|
| Location: | Springfield, Mo. |
| Nickname: | Bears |
| Colors: | Maroon and White |
| Conference: | Missouri Valley |
| Home Field: | Hammons Field |
| Capacity: | 8,000 |
| Dimensions: | LF:315,CF:400,RF:330 |
| Surface: | Grass |

Sports Information

| | |
|------------------|------------------------------|
| Press Box Phone: | (417) 863-0395 ext. 3070 |
| Contact: | Ben Adamson |
| Email: | benadamson@missouristate.edu |

Coaching Staff

| | |
|----------------|---|
| Head Coach: | Keith Guttin |
| Alma Mater: | Missouri-St. Louis, 1978 |
| Career Record: | 959-607 (28) |
| Record at MSU: | 959-607 (28) |
| Asst. Coaches: | Brent Thomas, Paul Evans Jon Ubbenga |

Team Information

| | |
|-----------------|-----------------|
| 2010 Record: | 21-34 |
| Conference: | 6-15 (8th) |
| Letterman Ret: | 13 (6 starters) |
| Lettermen Lost: | 11 (3 starters) |
| Pitchers Ret: | 6 |
| Pitchers Lost: | 4 |

Wright State



| DATE | Time | Site |
|----------|--------|--------------|
| March 18 | 1 p.m. | Capaha Field |
| March 19 | 1 p.m. | Capaha Field |
| March 20 | Noon | Capaha Field |

General Information

| | |
|-------------|-----------------------|
| Location: | Dayton, Ohio |
| Nickname: | Raiders |
| Colors: | Hunter Green and Gold |
| Conference: | Horizon League |
| Home Field: | Nischwitz Stadium |
| Capacity: | 750 |
| Dimensions: | LF:330,CF:400,RF:330 |
| Surface: | Grass |

Sports Information

| | |
|-------------|-------------------------|
| Cell Phone: | (937) 775-2831 |
| Contact: | Matt Zircher |
| Email: | matt.zircher@wright.edu |

Coaching Staff

| | |
|----------------|--|
| Head Coach: | Rob Cooper |
| Alma Mater: | Miami (Fla.), 1994 |
| Career Record: | 188-160 (6) |
| Record at WSU: | 188-160 (6) |
| Asst. Coaches: | Greg Lovelady Ross Oeder, Brian Meyer |

Team Information

| | |
|-----------------|-----------------|
| 2010 Record: | 31-25 |
| Conference: | 17-6 (1st) |
| Letterman Ret: | 18 (4 starters) |
| Lettermen Lost: | 14 (5 starters) |

Saint Louis



| DATE | Time | Site |
|----------|--------|----------------|
| March 22 | 5 p.m. | Capaha Field |
| April 13 | 3 p.m. | St. Louis, Mo. |

General Information

| | |
|-------------|------------------------|
| Location: | St. Louis, Mo. |
| Nickname: | Billikens |
| Colors: | Royal Blue and White |
| Conference: | Atlantic 10 |
| Home Field: | Billiken Sports Center |
| Capacity: | 500 |
| Dimensions: | LF:330,CF:403,RF:330 |
| Surface: | Grass |

Sports Information

| | |
|------------|----------------|
| CellPhone: | (314) 604-5702 |
| Contact: | Chuck Yahng |
| Email: | yahng@slu.edu |

Coaching Staff

| | |
|----------------|-------------------------------|
| Head Coach: | Darin Hendrickson |
| Alma Mater: | SIU-Edwardsville, 1992 |
| Career Record: | 577-257 (14) |
| Record at SLU: | 87-83 (3) |
| Asst. Coaches: | Kevin Moulder Will Bradley |

Team Information

| | |
|-----------------|-----------------|
| 2010 Record: | 33-29 |
| Conference: | 15-12 (4th) |
| Letterman Ret: | 7 (6 starters) |
| Lettermen Lost: | 11 (2 starters) |
| Pitchers Ret: | 10 |
| Pitchers Lost: | 3 |



2011 Opponents

Morehead State



General Information

Location: Morehead, Ky.
 Nickname: Eagles
 Colors: Blue and Gold
 Conference: Ohio Valley
 Home Field: Allen Field
 Capacity: 1,200
 Dimensions: LF:330,CF:400,RF:300
 Surface: Grass

Coaching Staff

Head Coach: Jay Sorg
 Alma Mater: Morehead State, 1994
 Career Record: 62-90 (3)
 Record at MSU: 62-90 (3)
 Asst. Coaches: Jason Neal
 Dillon Lawson, CJ Wamsley

Team Information

2010 Record: 24-25-1
 Conference: 6-12-1 (7th)
 Letterman Ret: 14 (5 starters)
 Lettermen Lost: 7 (4 starters)
 Pitchers Ret: 9
 Pitchers Lost: 8

| DATE | Time | Site |
|----------|--------|--------------|
| March 26 | 1 p.m. | Capaha Field |
| March 26 | 3 p.m. | Capaha Field |
| March 27 | 1 p.m. | Capaha Field |

Sports Information

Cell Phone: (606) 207-4980
 Contact: Andrew Goetz
 Email: a.goetz@moreheadstate.edu

Mid-Continent



General Information

Location: Mayfield, Ky.
 Nickname: Cougars
 Colors: Navy Blue and Gold
 Affiliation: NAIA Div. I
 Conference: TranSouth Atlantic
 Home Field: Cougar Field
 Capacity: 500
 Dimensions: LF:330,CF:400,RF:330
 Surface: Grass

Coaching Staff

Head Coach: Shawn Yarbrought
 Alma Mater: McNeese State, 2004
 Career Record: 26-81 (2)
 Record at MCU: 26-81 (2)
 Asst. Coaches: Tyler Pittman
 Tyler Owen

Team Information

2010 Record: 9-40
 Conference: 3-18 (9th)
 Letterman Ret: 23 (7 starters)
 Lettermen Lost: 10 (2 starters)

| DATE | Time | Site |
|----------|--------|--------------|
| March 29 | 5 p.m. | Capaha Field |

Sports Information

Cell Phone: (270) 247-8521 ext. 259
 Contact: Steve Schwepker
 Email: ssschwepker@midcontinent.edu

Eastern Kentucky



General Information

Location: Richmond, Ky.
 Nickname: Colonels
 Colors: Maroon and White
 Conference: Ohio Valley
 Home Field: Turkey Hughes Field
 Capacity: 1,500
 Dimensions: LF:340,CF:410,RF:330
 Surface: FieldTurf infield, grass OF

Coaching Staff

Head Coach: Jason Stein
 Alma Mater: Eastern Kentucky, 1997
 Career Record: 55-51 (2)
 Record at ECU: 55-51 (2)
 Asst. Coaches: Jerry Edwards
 John Peterson

Team Information

2010 Record: 28-27
 Conference: 9-12 (6th)
 Letterman Ret: 20 (6 starters)
 Lettermen Lost: 7 (3 starters)
 Pitchers Ret: 12
 Pitchers Lost: 2

| DATE | Time | Site |
|---------|--------|---------------|
| April 2 | Noon | Richmond, Ky. |
| April 2 | 2 p.m. | Richmond, Ky. |
| April 3 | Noon | Richmond, Ky. |

Sports Information

Press Box Phone: (859) 200-1958
 Contact: Steve Fohl
 Email: steve.fohl@eku.edu



2011 Opponents

Arkansas State



General Information

Location: Jonesboro, Ark.
 Nickname: Red Wolves
 Colors: Scarlet and Black
 Conference: Sun Belt
 Home Field: Tomlinson Stadium
 Capacity: 1,000
 Dimensions: LF:335,CF:400,RF:335
 Surface: Grass

Coaching Staff

Head Coach: Tommy Raffo
 Alma Mater: Mississippi State, 1990
 Career Record: 53-58 (2)
 Record at ASU: 53-58 (2)
 Asst. Coaches: Chris Cook
 Tighe Dickinson

Team Information

2010 Record: 30-28
 Conference: 17-12 (7th)
 Letterman Ret: 12 (4 starters)
 Lettermen Lost: 11 (5 starters)
 Pitchers Ret: 8
 Pitchers Lost: 4

| DATE | Time | Site |
|----------|-----------|-----------------|
| April 5 | 6:30 p.m. | Jonesboro, Ark. |
| April 19 | 5 p.m. | Capaha Field |

Sports Information

Cell Phone: (870) 530-4454
 Contact: Anthony Reynolds
 Email: areynolds@astate.edu

Tennessee Tech



General Information

Location: Cookeville, Tenn.
 Nickname: Golden Eagles
 Colors: Purple and Gold
 Conference: Ohio Valley
 Home Field: Bush Stadium
 Capacity: 1,100
 Dimensions: LF:330,CF:400,RF:330
 Surface: Grass

Coaching Staff

Head Coach: Matt Bragga
 Alma Mater: Kentucky, 1994
 Career Record: 317-295-2 (10)
 Record at TTU: 169-208-2 (7)
 Asst. Coaches: Donnie Suttles
 Larry Bragga, Justin Hogan

Team Information

2010 Record: 31-25
 Conference: 14-6 (1st)
 Letterman Ret: 20 (7 starters)
 Lettermen Lost: 7 (2 starters)

| DATE | Time | Site |
|----------|--------|-------------------|
| April 9 | 1 p.m. | Cookeville, Tenn. |
| April 9 | 3 p.m. | Cookeville, Tenn. |
| April 10 | 1 p.m. | Cookeville, Tenn. |

Sports Information

Office Phone: (931) 372-3293
 Contact: Kate Nicewicz
 Email: knicewicz@tntech.edu

Southern Illinois



General Information

Location: Carbondale, Ill.
 Nickname: Salukis
 Colors: Maroon and White
 Conference: Missouri Valley
 Home Field: Abe Martin Field
 Capacity: 2,000
 Dimensions: LF:340,CF:390,RF:340
 Surface: Grass

Coaching Staff

Head Coach: Ken Henderson
 Alma Mater: Missouri Southern, 1983
 Career Record: 12-8 (interim in 1994)
 Record at UCA: 12-8 (interim in 1994)
 Asst. Coaches: P.J. Finigan

Team Information

2010 Record: 28-29
 Conference: 10-10 (3rd)
 Letterman Ret: 14 (5 starters)
 Lettermen Lost: 11 (4 starters)
 Pitchers Ret: 0
 Pitchers Lost: 3

| DATE | Time | Site |
|----------|--------|------------------|
| April 12 | 3 p.m. | Carbondale, Ill. |
| April 26 | 5 p.m. | Capaha Field |

Sports Information

Press Box Phone: (618) 453-5470
 Contact: Jason Clay
 Email: jclay@siu.edu



2011 Opponents

UT Martin



General Information

Location: Martin, Tenn.
 Nickname: Skyhawks
 Colors: Navy Blue and Orange
 Conference: Ohio Valley
 Home Field: Skyhawk Field
 Capacity: 500
 Dimensions: LF:330,CF:385,RF:330
 Surface: Grass

Coaching Staff

Head Coach: Bubba Cates
 Alma Mater: Delta State, 1982
 Career Record: 449-603-1 (28)
 Record at TU: 193-442-1 (12)
 Asst. Coaches: Brad Goss
 Trevor Berryhill

Team Information

2010 Record: 24-31
 Conference: 8-16 (9th)
 Letterman Ret: 22 (6 starters)
 Lettermen Lost: 9 (2 starters)
 Pitchers Ret: 4
 Pitchers Lost: 3

| DATE | Time | Site |
|----------|--------|--------------|
| April 16 | 1 p.m. | Capaha Field |
| April 16 | 3 p.m. | Capaha Field |
| April 17 | 1 p.m. | Capaha Field |

Sports Information

Cell Phone: (270) 703-2601
 Contact: Ryne Rickman
 Email: rricman@utm.edu

Jacksonville State



General Information

Location: Jacksonville, Ala.
 Nickname: Gamecocks
 Colors: Red and Black
 Conference: Ohio Valley
 Home Field: Ruby Abbott Field
 Capacity: 1,500
 Dimensions: LF:330,CF:400,RF:335
 Surface: Grass

Coaching Staff

Head Coach: Jim Case
 Alma Mater: Louisiana Tech, 1983
 Career Record: 289-235 (9)
 Record at ALR: 289-235 (9)
 Asst. Coaches: Steve Gillispie
 Travis Janssen, Shayne Kelley

Team Information

2010 Record: 32-26
 Conference: 15-8 (2nd)
 Letterman Ret: 20 (3 starters)
 Lettermen Lost: 10 (5 starters)
 Pitchers Ret: 6
 Pitchers Lost: 3

| DATE | Time | Site |
|----------|--------|--------------|
| April 22 | 1 p.m. | Capaha Field |
| April 22 | 3 p.m. | Capaha Field |
| April 23 | 1 p.m. | Capaha Field |

Sports Information

Cell Phone: (256) 453-3377
 Contact: Greg Seitz
 Email: gseitz@jsu.edu

Murray State



General Information

Location: Murray, Ky.
 Nickname: Thoroughbreds
 Colors: Navy and Gold
 Conference: Ohio Valley
 Home Field: Reagan Field
 Capacity: 800
 Dimensions: LF:330,CF:400,RF:330
 Surface: Grass

Coaching Staff

Head Coach: Jeff Dodson
 Alma Mater: Livingston, 1993
 Career Record: 33-64 (2)
 Record at UCA: 33-64 (2)
 Asst. Coaches: J.C. Field
 Brian DeVillers

Team Information

2010 Record: 28-28-1
 Conference: 12-8-1 (3rd)
 Letterman Ret: 8 (4 starters)
 Lettermen Lost: 12 (5 starters)
 Pitchers Ret: 3
 Pitchers Lost: 5

| DATE | Time | Site |
|----------|--------|-------------|
| April 30 | 1 p.m. | Murray, Ky. |
| April 30 | 3 p.m. | Murray, Ky. |
| May 1 | 1 p.m. | Murray, Ky. |

Sports Information

Cell Phone: (270) 293-0590
 Contact: John Brush
 Email: john.brush@murraystate.edu



2011 Opponents

Arkansas



General Information

Location: Fayetteville, Ark.
 Nickname: Razorbacks
 Colors: Cardinal and White
 Conference: Southeastern
 Home Field: Baum Stadium
 Capacity: 10,737
 Dimensions: LF:320,CF:400,RF:320
 Surface: Grass

Coaching Staff

Head Coach: Dave Van Horn
 Alma Mater: Arkansas, 1988
 Career Record: 904-419- (22)
 Record at UA: 319-179 (8)
 Asst. Coaches: Dave Jorn
 Todd Butler

Sports Information

Cell Phone: (270) 839-5765
 Contact: Chad Crunk
 Email: mcrunk@uark.edu

Team Information

2010 Record: 43-21 (#14 ranking)
 Conference: 18-12 (7th)
 Letterman Ret: 13 (4 starters)
 Lettermen Lost: 17 (5 starters)
 Pitchers Ret: 4
 Pitchers Lost: 10

| DATE | Time | Site |
|-------|-----------|--------------------|
| May 3 | 6:35 p.m. | Fayetteville, Ark. |
| May 4 | 2:35 p.m. | Fayetteville, Ark. |

Austin Peay



General Information

Location: Clarksville, Tenn.
 Nickname: Governors
 Colors: Red and White
 Conference: Ohio Valley
 Home Field: Raymond C. Hand Park
 Capacity: 1,500
 Dimensions: LF:319,CF:392,RF:327
 Surface: Grass

Coaching Staff

Head Coach: Gary McClure
 Alma Mater: Austin Peay, 1986
 Career Record: 678-628-4 (23)
 Record at TTU: 678-628-4 (23)
 Asst. Coaches: Joel Mangrum
 Derrick Dunbar

Sports Information

Press Box Phone: (931) 221-7406
 Contact: Cody Bush
 Email: cbush@apsu.edu

Team Information

2010 Record: 28-25
 Conference: 8-13 (8th)
 Letterman Ret: 14 (4 starters)
 Lettermen Lost: 16 (5 starters)
 Pitchers Ret: 3
 Pitchers Lost: 3

| DATE | Time | Site |
|--------|--------|--------------------|
| May 14 | 1 p.m. | Clarksville, Tenn. |
| May 14 | 3 p.m. | Clarksville, Tenn. |
| May 15 | 1 p.m. | Clarksville, Tenn. |

Eastern Illinois



General Information

Location: Charleston, Ill.
 Nickname: Panthers
 Colors: Blue and Gray
 Conference: Ohio Valley
 Home Field: Monier Field
 Capacity: 600
 Dimensions: LF:340,CF:390,RF:340
 Surface: Grass

Coaching Staff

Head Coach: Jim Schmitz
 Alma Mater: Wilmington Coll., 1979
 Career Record: 593-584 (23)
 Record at EIU: 429-423 (16)
 Asst. Coaches: Skylar Meade
 James Conrad, Jason Belk

Sports Information

Cell Phone: (419) 605-8512
 Contact: Greg Lautzenheiser
 Email:

Team Information

2010 Record: 18-35
 Conference: 11-12(5th)
 Letterman Ret: 13 (6 starters)
 Lettermen Lost: 6 (2 starters)
 Pitchers Ret: 6
 Pitchers Lost: 6

| DATE | Time | Site |
|--------|--------|--------------|
| May 20 | 1 p.m. | Capaha Field |
| May 20 | 3 p.m. | Capaha Field |
| May 21 | 1 p.m. | Capaha Field |



2011 OVC Tournament

The OVC Baseball Championship returns to Pringles Park in Jackson, Tenn. for the second time in 2011. In May 2009, the Ohio Valley Conference Board of Athletic Directors and Board of Presidents approved a plan to move the OVC Baseball Championship to Jackson, Tenn. for three years, beginning with the 2010 events.

Pringles Park opened in 1998 and has a seating capacity of 6,000. The venue hosted the 1999 Southern League All-Star Game and will also host that event in 2011. Pringles Park has luxury suites, a video board and merchandise shop that will be used for the championship. Jackson, Tenn. is located 130 miles from Nashville and 77.2 miles from Memphis on Interstate 40.





2011 Opponent Series History

Louisiana-Lafayette

First Meeting

Harris Stowe (17-2)

Home: 13-1

Away: 4-1

| | | |
|---------------|-----|------|
| Apr. 4, 1960 | H W | 5-3 |
| Apr. 7, 1961 | H W | 5-4 |
| Apr. 12, 1962 | H L | 16-3 |
| May 9, 1962 | A L | 2-1 |
| Apr. 17, 1963 | A W | 8-0 |
| Apr. 22, 1963 | H W | 12-5 |
| Apr. 22, 1963 | H W | 15-1 |
| Apr. 16, 1964 | A W | 7-6 |
| May 14, 1964 | H W | 10-0 |
| May 14, 1964 | H W | 10-1 |
| May 14, 1964 | H W | 7-0 |
| Apr. 2, 1966 | A W | 3-1 |
| May 2, 1966 | H W | 5-3 |
| May 2, 1967 | A W | 13-3 |
| Mar. 23, 1984 | H W | 19-5 |
| Apr. 30, 1985 | H W | 5-1 |
| Apr. 30, 1985 | H W | 10-0 |
| Mar. 3, 2001 | H W | 8-0 |
| Apr. 21, 2010 | H W | 10-2 |

Ball State

First Meeting

Central Arkansas (3-3)

Home: 1-1

Away: 2-2

Neutral: 0-0

| | | |
|---------------|-----|-------|
| Mar. 20, 2007 | A W | 12-5 |
| Mar. 21, 2007 | A L | 13-11 |
| May 13, 2008 | H W | 12-4 |
| May 14, 2008 | H L | 12-2 |
| Apr. 27, 2010 | A L | 8-7 |
| Apr. 28, 2010 | A W | 13-11 |

Troy (0-1)

Neutral: 0-1

| | | |
|---------------|-----|-----|
| Mar. 11, 1985 | N L | 7-6 |
|---------------|-----|-----|

Arkansas- Little Rock (4-0)

Home: 2-0

Away: 2-0

Neutral: 0-1

| | | |
|---------------|-----|------|
| Feb. 18, 1996 | A W | 11-5 |
| Apr. 29, 1997 | H W | 10-7 |
| Apr. 22, 1998 | A W | 17-5 |
| Apr. 6, 1999 | H W | 15-3 |

North Dakota (11-4)

Home: 11-3

Away: 0-0

Neutral: 0-1

| | | |
|--------------|-----|-----|
| Apr. 6, 1961 | H W | 5-2 |
| June 3, 1967 | N L | 2-1 |
| Apr. 2, 1980 | H W | 5-2 |
| Apr. 2, 1980 | H W | 6-0 |
| Apr. 1, 1981 | H L | 6-1 |

| | | |
|---------------|-----|------|
| Apr. 1, 1981 | H L | 6-5 |
| Apr. 2, 1981 | H W | 5-0 |
| Apr. 2, 1981 | H W | 8-7 |
| Mar. 31, 1982 | H W | 4-3 |
| Mar. 31, 1982 | H W | 5-1 |
| Apr. 1, 1982 | H W | 9-0 |
| Apr. 1, 1982 | H W | 12-1 |
| Mar. 13, 2010 | H W | 15-4 |
| Mar. 13, 2010 | H L | 6-5 |
| Mar. 14, 2010 | H W | 14-4 |

Missouri State (37-60)

Home: 25-25

Away: 10-30

Neutral: 2-3

| | | |
|---------------|-----|-------|
| May 9, 1964 | H W | 9-6 |
| May 9, 1965 | H W | 7-2 |
| 1965 | - W | 7-2 |
| 1965 | - W | 9-6 |
| Apr. 15, 1966 | A W | 4-1 |
| Apr. 16, 1966 | A W | 8-1 |
| Apr. 16, 1966 | A W | 4-3 |
| Apr. 29, 1966 | H W | 11-0 |
| Apr. 15, 1967 | H L | 5-0 |
| Apr. 15, 1967 | H W | 9-8 |
| Apr. 28, 1967 | A W | 9-2 |
| 1968 | W | 13-3 |
| 1968 | L | 5-4 |
| 1968 | W | 5-2 |
| 1968 | L | 6-3 |
| 1968 | L | 5-4 |
| 1969 | L | 3-2 |
| 1969 | L | 6-0 |
| 1969 | L | 11-10 |
| 1969 | L | 8-1 |
| 1969 | L | 7-3 |
| 1969 | L | 13-1 |
| Apr. 10, 1970 | H L | 9-0 |
| Apr. 10, 1970 | H W | 6-3 |
| Apr. 11, 1970 | H W | 5-4 |
| Apr. 24, 1970 | A L | 7-2 |
| Apr. 24, 1970 | A W | 14-2 |
| Apr. 25, 1970 | A L | 3-2 |
| 1971 | L | 4-1 |
| 1971 | W | 3-2 |
| 1972 | L | 7-1 |
| 1972 | L | 6-3 |
| 1974 | L | 4-3 |
| 1974 | W | 6-5 |
| 1975 | L | 10-5 |
| 1975 | L | 3-2 |
| 1975 | L | 3-2 |
| 1976 | W | 13-9 |
| 1976 | W | 6-2 |
| 1976 | L | 12-10 |
| 1977 | W | 4-3 |
| 1977 | W | 7-5 |
| 1977 | W | 6-1 |
| 1977 | L | 6-2 |
| 1977 | W | 5-3 |
| Apr. 14, 1978 | A W | 5-2 |
| Apr. 15, 1978 | A L | 4-3 |
| Apr. 15, 1978 | A L | 6-1 |
| Apr. 22, 1979 | A W | 7-5 |
| Apr. 22, 1979 | A L | 5-0 |
| May 7, 1979 | H L | 11-0 |

| | | |
|---------------|-----|-------|
| May 7, 1979 | H W | 10-8 |
| Apr. 9, 1980 | A L | 11-6 |
| Apr. 9, 1980 | A L | 4-3 |
| Apr. 19, 1980 | H L | 5-2 |
| Apr. 19, 1980 | H L | 15-10 |
| Apr. 11, 1981 | H L | 13-5 |
| Apr. 11, 1981 | H L | 4-1 |
| May 2, 1981 | A L | 4-3 |
| May 2, 1981 | A L | 5-2 |
| Apr. 22, 1992 | A L | 6-1 |
| Apr. 22, 1992 | A W | 13-10 |
| May 4, 1993 | H L | 5-4 |
| May 4, 1993 | H L | 6-1 |
| Apr. 13, 1994 | H L | 3-1 |
| Apr. 13, 1994 | H L | 5-1 |
| May 4, 1994 | A L | 8-6 |
| May 4, 1994 | A L | 7-0 |
| Mar. 21, 1995 | H W | 12-6 |
| Mar. 22, 1995 | H L | 13-5 |
| Mar. 8, 1997 | A L | 10-5 |
| Mar. 10, 1997 | A L | 4-1 |
| Mar. 25, 1998 | H W | 18-17 |
| Mar. 25, 1998 | H W | 5-4 |
| Mar. 30, 1999 | A L | 10-2 |
| Mar. 30, 1999 | A L | 8-1 |
| Feb. 27, 2000 | H W | 11-6 |
| Feb. 27, 2000 | H W | 5-3 |
| Apr. 24, 2001 | N W | 11-9 |
| Mar. 22, 2002 | H L | 5-3 |
| Mar. 23, 2002 | H L | 11-9 |
| Mar. 24, 2002 | H L | 9-3 |
| May 6, 2003 | N L | 3-1 |
| May 7, 2003 | N L | 11-5 |
| Mar. 19, 2004 | H W | 5-2 |
| Mar. 20, 2004 | H W | 8-2 |
| Mar. 21, 2004 | H L | 6-2 |
| May 17, 2005 | A L | 10-2 |
| May 18, 2005 | A L | 11-6 |
| Mar. 22, 2006 | H L | 5-2 |
| Apr. 3, 2007 | A L | 16-3 |
| Apr. 4, 2007 | A L | 9-5 |
| Mar. 25, 2008 | H W | 6-2 |
| Mar. 26, 2008 | H L | 7-6 |
| Mar. 17, 2009 | A L | 13-2 |
| Mar. 18, 2009 | A L | 16-3 |
| Mar. 10, 2010 | H W | 12-11 |

Wright State

First Meeting

Saint Louis (33-24-1)

Home: 22-8-1

Away: 10-13

Neutral: 1-3

| | | |
|---------------|-----|------|
| May 2, 1960 | A L | 17-3 |
| Apr. 28, 1961 | H T | 4-4 |
| May 1, 1961 | N L | 12-2 |
| Apr. 27, 1962 | H W | 8-1 |
| Apr. 27, 1962 | H L | 8-3 |
| May 18, 1963 | N L | 8-1 |
| May 18, 1963 | N L | 4-1 |
| May 2, 1964 | H W | 4-1 |
| May 2, 1964 | H W | 4-3 |
| May 5, 1970 | A W | 10-1 |
| 1975 | W | 2-0 |

| | | |
|---------------|-----|-------|
| 1976 | L | 6-4 |
| | L | 5-4 |
| Apr. 18, 1978 | A W | 15-8 |
| Mar. 18, 1979 | H W | 15-2 |
| Mar. 18, 1979 | H L | 9-8 |
| Apr. 22, 1980 | A L | 15-12 |
| Apr. 22, 1980 | A L | 8-5 |
| Mar. 20, 1981 | H W | 8-4 |
| Mar. 20, 1981 | H L | 7-3 |
| Apr. 25, 1982 | A W | 7-3 |
| Apr. 25, 1982 | A L | 3-2 |
| Mar. 12, 1983 | H W | 14-2 |
| Mar. 12, 1983 | H W | 5-4 |
| Mar. 26, 1985 | A W | 8-4 |
| Mar. 26, 1985 | A W | 4-0 |
| Apr. 8, 1986 | A W | 16-5 |
| May 2, 1986 | H W | 5-4 |
| Mar. 17, 1987 | A W | 9-4 |
| May 1, 1987 | H W | 16-9 |
| Apr. 27, 1994 | H L | 7-3 |
| Apr. 20, 1995 | H L | 3-2 |
| Apr. 10, 1996 | H L | 8-7 |
| Mar. 25, 1997 | H W | 19-8 |
| Apr. 10, 1997 | A L | 9-3 |
| Apr. 21, 1998 | H L | 8-5 |
| Apr. 20, 1999 | A L | 9-7 |
| May 11, 1999 | H W | 6-5 |
| Apr. 12, 2000 | A L | 5-4 |
| May 3, 2000 | H L | 10-9 |
| Mar. 27, 2001 | A W | 13-1 |
| Mar. 28, 2001 | H W | 10-6 |
| Mar. 26, 2002 | H W | 9-2 |
| Mar. 26, 2002 | H W | 9-2 |
| Apr. 30, 2002 | A W | 5-4 |
| Mar. 12, 2003 | H W | 9-4 |
| Mar. 10, 2004 | H W | 7-4 |
| Apr. 13, 2004 | A L | 6-4 |
| Mar. 2, 2005 | H W | 8-3 |
| Apr. 5, 2005 | A W | 3-2 |
| Apr. 4, 2006 | A L | 11-10 |
| May 15, 2006 | H W | 7-6 |
| Mar. 7, 2007 | H W | 5-2 |
| Mar. 11, 2008 | H L | 9-5 |
| Mar. 3, 2009 | N W | 6-5 |
| Mar. 2, 2010 | A L | 10-6 |
| Mar. 23, 2010 | H W | 8-4 |

Morehead State (37-26)

Home: 18-10

Away: 17-13

Neutral: 2-3

| | | |
|---------------|-----|------|
| Apr. 25, 1992 | H L | 3-0 |
| Apr. 25, 1992 | H W | 1-0 |
| Apr. 26, 1992 | H W | 2-0 |
| Mar. 20, 1993 | A L | 16-4 |
| Mar. 21, 1993 | A L | 4-1 |
| Mar. 21, 1993 | A L | 4-3 |
| Mar. 26, 1994 | A W | 4-1 |
| Mar. 26, 1994 | A W | 9-7 |
| Mar. 27, 1994 | A L | 7-6 |
| May 6, 1995 | H W | 4-3 |
| May 6, 1995 | H W | 5-2 |
| May 7, 1995 | H W | 9-8 |
| Apr. 20, 1996 | A L | 10-9 |

| | | |
|---------------|-----|-------|
| Apr. 20, 1996 | A W | 14-10 |
| Apr. 21, 1996 | A W | 15-5 |
| May 4, 1996 | N W | 9-1 |
| May 5, 1996 | N L | 4-0 |
| May 10, 1997 | A L | 5-2 |
| May 10, 1997 | A L | 9-7 |
| May 11, 1997 | A W | 10-8 |
| May 2, 1998 | H L | 2-1 |
| May 3, 1998 | H W | 6-1 |
| May 3, 1998 | H L | 4-3 |
| May 7, 1998 | H W | 10-9 |
| May 1, 1999 | A W | 10-2 |
| May 1, 1999 | A W | 12-2 |
| May 2, 1999 | A W | 19-1 |
| Apr. 21, 2000 | H W | 11-1 |
| Apr. 21, 2000 | H W | 7-0 |
| Apr. 22, 2000 | H W | 3-2 |
| Mar. 17, 2001 | H L | 4-3 |
| Mar. 17, 2001 | H W | 8-6 |
| Mar. 18, 2001 | H W | 5-1 |
| May 19, 2002 | A W | 9-3 |
| May 19, 2002 | A W | 9-2 |
| May 20, 2002 | A L | 16-10 |
| May 22, 2002 | N W | 9-6 |
| May 9, 2003 | H W | 11-4 |
| May 9, 2003 | H W | 22-8 |
| May 11, 2003 | H L | 7-5 |
| May 8, 2004 | A W | 10-5 |
| May 8, 2004 | A W | 3-1 |
| May 9, 2004 | A W | 17-10 |
| May 7, 2005 | H W | 8-7 |
| May 7, 2005 | H L | 3-0 |
| May 8, 2005 | H W | 16-4 |
| May 26, 2005 | N L | 6-1 |
| May 13, 2006 | A L | 7-4 |
| May 13, 2006 | A L | 4-0 |
| May 14, 2006 | A W | 13-7 |
| May 12, 2007 | H W | 4-3 |
| May 12, 2007 | H W | 3-2 |
| May 13, 2007 | H L | 9-8 |
| May 16, 2008 | A L | 10-8 |
| May 16, 2008 | A W | 9-6 |
| May 17, 2008 | A L | 13-12 |
| May 15, 2009 | H L | 12-10 |
| May 15, 2009 | H L | 10-3 |
| May 16, 2009 | H L | 9-6 |
| May 21, 2009 | N L | 7-5 |
| Mar. 27, 2010 | A W | 23-10 |
| Mar. 27, 2010 | A L | 12-11 |
| Mar. 28, 2010 | A W | 15-7 |

Mid-Continent (1-0)

Home: 1-0

| | | |
|-------------|-----|-------|
| May 5, 2010 | H W | 16-12 |
|-------------|-----|-------|

Eastern Kentucky (29-31)

Home: 16-13

Away: 10-17

Neutral: 3-1

| | | |
|---------------|-----|------|
| Apr. 11, 1992 | A L | 6-3 |
| Apr. 12, 1992 | A W | 9-0 |
| Apr. 12, 1992 | A L | 8-4 |
| Apr. 10, 1993 | A L | 5-4 |
| Apr. 10, 1993 | A L | 11-5 |
| Apr. 30, 1994 | H W | 3-0 |



GOSOUTHEAST.COM



2011 Opponent Series History

Jacksonville State (12-16)

Home: 5-4

Away: 4-7

Neutral: 3-5

| | | |
|---------------|-----|-------|
| Mar. 9, 1982 | N W | 2-1 |
| Mar. 11, 1985 | - L | 11-7 |
| Mar. 12, 1987 | - L | 7-1 |
| Apr. 3, 2004 | A L | 12-2 |
| Apr. 3, 2004 | A W | 10-3 |
| Apr. 4, 2004 | A L | 15-14 |
| May 29, 2004 | N W | 7-6 |
| May 29, 2004 | N L | 5-1 |
| Apr. 2, 2005 | H L | 6-3 |
| Apr. 2, 2005 | H W | 3-0 |
| Apr. 3, 2005 | H L | 8-7 |
| Apr. 8, 2006 | A L | 9-3 |
| Apr. 8, 2006 | A W | 8-6 |
| Apr. 9, 2006 | A L | 21-7 |
| Apr. 6, 2007 | H L | 4-3 |
| Apr. 6, 2007 | H W | 5-3 |
| Apr. 7, 2007 | H W | 3-2 |
| May 24, 2007 | N L | 15-2 |
| Apr. 12, 2008 | A L | 16-6 |
| Apr. 12, 2008 | A L | 4-3 |
| Apr. 13, 2008 | A L | 10-7 |
| May 22, 2008 | N L | 7-6 |
| May 24, 2008 | N W | 6-4 |
| Apr. 4, 2009 | H W | 18-4 |
| Apr. 4, 2009 | H L | 8-7 |
| Apr. 5, 2009 | H W | 7-4 |
| Apr. 25, 2010 | A W | 10-5 |
| Apr. 25, 2010 | A W | 6-5 |

Murray State (45-45)

Home: 27-20

Away: 17-21

Neutral: 1-4

| | | |
|---------------|-----|-------|
| May 17, 1960 | H L | 5-3 |
| Apr. 25, 1961 | A L | 3-2 |
| May 16, 1961 | H W | 8-5 |
| Apr. 6, 1963 | H L | 11-0 |
| Apr. 6, 1963 | H L | 6-4 |
| May 14, 1963 | A L | 2-1 |
| Apr. 25, 1964 | H W | 7-6 |
| Apr. 25, 1964 | H L | 11-3 |
| 1965 | - W | 9-8 |
| 1965 | - L | 8-7 |
| May 10, 1966 | H L | 11-2 |
| May 11, 1967 | A W | 5-4 |
| 1968 | - W | 4-2 |
| 1969 | - W | 7-4 |
| 1969 | - L | 6-1 |
| Mar. 24, 1970 | A L | 8-2 |
| May 9, 1970 | H W | 5-4 |
| 1971 | - W | 2-1 |
| | - L | 9-7 |
| 1972 | - L | 7-2 |
| | - L | 4-3 |
| Mar. 6, 1985 | H W | 9-7 |
| Apr. 30, 1986 | A W | 13-9 |
| Mar. 1, 1988 | H W | 11-5 |
| Apr. 17, 1989 | H L | 15-10 |
| Apr. 3, 1990 | H L | 14-1 |
| May 10, 1990 | A L | 8-1 |
| Apr. 15, 1991 | A L | 3-2 |

| | | |
|---------------|-----|-------|
| Apr. 16, 1991 | H L | 1-0 |
| Apr. 4, 1992 | H W | 6-5 |
| Apr. 4, 1992 | H L | 4-2 |
| Apr. 5, 1992 | H W | 12-1 |
| Mar. 28, 1993 | A L | 4-2 |
| Mar. 28, 1993 | A W | 8-0 |
| May 7, 1994 | H L | 6-2 |
| May 7, 1994 | H W | 2-1 |
| May 8, 1994 | H W | 4-2 |
| Apr. 29, 1995 | A W | 5-4 |
| Apr. 30, 1995 | A L | 3-0 |
| Apr. 30, 1995 | A W | 7-3 |
| Apr. 13, 1996 | H L | 6-0 |
| Apr. 13, 1996 | H W | 6-4 |
| Apr. 14, 1996 | H W | 12-1 |
| Mar. 15, 1997 | A L | 5-4 |
| Mar. 15, 1997 | A W | 3-2 |
| Mar. 16, 1997 | A L | 9-8 |
| Mar. 7, 1998 | H W | 9-5 |
| Mar. 7, 1998 | H W | 19-0 |
| Mar. 18, 1998 | H L | 12-3 |
| May 8, 1999 | A L | 9-3 |
| May 8, 1999 | A W | 8-5 |
| May 9, 1999 | A L | 8-4 |
| Apr. 29, 2000 | H L | 5-4 |
| Apr. 29, 2000 | H W | 4-1 |
| Apr. 30, 2000 | H L | 9-3 |
| Mar. 31, 2001 | A L | 6-5 |
| Mar. 31, 2001 | A W | 3-2 |
| Apr. 1, 2001 | A W | 7-3 |
| Mar. 29, 2002 | H W | 7-2 |
| Mar. 30, 2002 | H W | 6-5 |
| Mar. 30, 2002 | H L | 8-4 |
| May 23, 2002 | N L | 4-3 |
| May 16, 2003 | A W | 13-8 |
| May 17, 2003 | A W | 10-4 |
| May 17, 2003 | A W | 6-0 |
| May 23, 2003 | N L | 4-3 |
| Mar. 27, 2004 | H W | 19-5 |
| Mar. 27, 2004 | H W | 6-2 |
| Mar. 28, 2004 | H L | 16-3 |
| Mar. 25, 2005 | A L | 7-6 |
| Mar. 25, 2005 | A W | 15-10 |
| Mar. 26, 2005 | A L | 7-6 |
| May 25, 2005 | N L | 4-3 |
| Apr. 1, 2006 | H W | 1-0 |
| Apr. 1, 2006 | H W | 5-0 |
| Apr. 2, 2006 | H W | 7-0 |
| Mar. 31, 2007 | A W | 6-5 |
| Apr. 1, 2007 | A W | 17-3 |
| Apr. 1, 2007 | A L | 6-5 |
| May 23, 2007 | N W | 10-7 |
| Apr. 5, 2008 | H L | 5-3 |
| Apr. 5, 2008 | H W | 3-2 |
| Apr. 10, 2009 | H L | 25-2 |
| Apr. 11, 2009 | A L | 3-1 |
| Apr. 11, 2009 | A W | 9-6 |
| May 2, 2010 | H L | 5-3 |
| May 2, 2010 | H L | 13-9 |
| May 27, 2010 | N L | 13-9 |

Arkansas (3-4)

Away: 3-4

| | | |
|---------------|-----|------|
| Apr. 12, 1995 | A L | 10-6 |
| Mar. 26, 1996 | A L | 8-3 |
| Feb. 11, 2000 | A L | 4-3 |

| | | |
|---------------|-----|-----|
| Feb. 12, 2000 | A L | 3-1 |
| Feb. 12, 2000 | A W | 8-7 |
| May 14, 2002 | A W | 5-1 |
| May 14, 2002 | A W | 5-4 |

Austin Peay (43-28)

Home: 35-21

Away: 18-11

Neutral: 5-4

| | | |
|---------------|-----|-------|
| May 18, 1962 | N L | 2-1 |
| May 4, 1985 | A L | 4-3 |
| May 4, 1985 | A W | 9-8 |
| Apr. 13, 1989 | H L | 12-6 |
| Apr. 21, 1989 | A L | 15-3 |
| Mar. 28, 1992 | A W | 3-1 |
| Mar. 28, 1992 | A L | 7-6 |
| Mar. 29, 1992 | A L | 13-11 |
| May 14, 1992 | N W | 3-1 |
| May 14, 1992 | N L | 6-4 |
| Apr. 24, 1993 | H W | 6-5 |
| Apr. 24, 1993 | H W | 2-1 |
| Apr. 25, 1993 | H W | 1-0 |
| Apr. 23, 1994 | A L | 7-6 |
| Apr. 23, 1994 | A W | 6-0 |
| Apr. 24, 1994 | A L | 6-5 |
| Apr. 14, 1995 | H W | 4-2 |
| Apr. 14, 1995 | H L | 6-5 |
| Apr. 15, 1995 | H W | 4-1 |
| Mar. 30, 1996 | A W | 13-0 |
| Mar. 30, 1996 | A W | 9-4 |
| Mar. 31, 1996 | A L | 7-1 |
| May 5, 1996 | A L | 8-3 |
| Apr. 12, 1997 | H W | 10-7 |
| Apr. 12, 1997 | H W | 3-2 |
| Apr. 13, 1997 | H W | 7-4 |
| Apr. 4, 1998 | A W | 5-1 |
| Apr. 4, 1998 | A W | 1-0 |
| Apr. 5, 1998 | A W | 6-3 |
| Apr. 2, 1999 | H L | 7-2 |
| Apr. 2, 1999 | H L | 8-6 |
| Mar. 25, 2000 | A W | 4-1 |
| Mar. 25, 2000 | A W | 10-3 |
| Mar. 26, 2000 | A W | 12-7 |
| May 19, 2000 | H W | 13-0 |
| Apr. 28, 2001 | A W | 1-0 |
| Apr. 28, 2001 | A W | 11-1 |
| Apr. 29, 2001 | A W | 4-3 |
| May 16, 2001 | N L | 9-4 |
| Apr. 27, 2002 | H W | 14-9 |
| Apr. 28, 2002 | H W | 8-6 |
| Apr. 28, 2002 | H W | 6-2 |
| May 24, 2002 | N W | 7-5 |
| Apr. 26, 2003 | A W | 9-3 |
| Apr. 26, 2003 | A L | 4-2 |
| Apr. 27, 2003 | A W | 8-6 |
| May 22, 2003 | N W | 4-0 |
| Apr. 17, 2004 | H L | 3-2 |
| Apr. 17, 2004 | H L | 15-4 |
| Apr. 18, 2004 | H W | 9-7 |
| May 27, 2004 | N W | 6-1 |
| Apr. 16, 2005 | A W | 6-4 |
| Apr. 16, 2005 | A L | 5-3 |
| Apr. 17, 2005 | A L | 11-2 |
| Apr. 22, 2006 | H L | 7-4 |
| Apr. 22, 2006 | H W | 8-4 |
| Apr. 23, 2006 | H L | 7-2 |

| | | |
|---------------|-----|-------|
| Apr. 21, 2007 | A L | 4-2 |
| Apr. 21, 2007 | A L | 4-0 |
| Apr. 22, 2007 | A W | 16-14 |
| Apr. 26, 2008 | H L | 6-5 |
| Apr. 26, 2008 | H L | 7-6 |
| Apr. 27, 2008 | H W | 10-9 |
| May 21, 2008 | N W | 5-2 |
| Apr. 25, 2009 | A W | 12-9 |
| Apr. 25, 2009 | A L | 9-5 |
| Apr. 26, 2009 | A W | 13-3 |
| May 15, 2010 | H L | 8-4 |
| May 15, 2010 | H W | 2-1 |
| May 16, 2010 | H W | 10-3 |

Eastern Illinois (25-25)

Home: 15-8

Away: 7-14

Neutral: 3-3

| | | |
|---------------|-----|-------|
| Mar. 16, 1995 | H L | 3-2 |
| Mar. 17, 1995 | H W | 10-4 |
| Mar. 18, 1995 | H W | 6-5 |
| Apr. 5, 1997 | H W | 11-10 |
| Apr. 6, 1997 | H W | 8-4 |
| Apr. 6, 1997 | H W | 6-5 |
| May 15, 1997 | N W | 6-5 |
| Mar. 28, 1998 | A L | 6-4 |
| Mar. 29, 1998 | A W | 5-4 |
| Mar. 29, 1998 | A L | 4-3 |
| May 9, 1998 | H W | 15-11 |
| Mar. 27, 1999 | H W | 7-2 |
| Mar. 27, 1999 | H L | 7-0 |
| Mar. 28, 1999 | H W | 5-2 |
| Mar. 18, 2000 | A L | 2-1 |
| Mar. 18, 2000 | A W | 16-7 |
| May 12, 2001 | A W | 6-2 |
| May 12, 2001 | A L | 9-7 |
| May 13, 2001 | A L | 12-5 |
| May 17, 2001 | N L | 2-1 |
| May 11, 2002 | H W | 9-2 |
| May 11, 2002 | H W | 7-1 |
| May 12, 2002 | H L | 8-4 |
| Apr. 18, 2003 | H L | 5-1 |
| Apr. 18, 2003 | H L | 5-4 |
| Apr. 19, 2003 | H W | 22-9 |
| Apr. 24, 2004 | A L | 6-5 |
| Apr. 25, 2004 | A L | 6-5 |
| Apr. 25, 2004 | A W | 4-3 |
| May 26, 2004 | N L | 18-9 |
| Apr. 23, 2005 | H W | 9-4 |
| Apr. 23, 2005 | H W | 7-2 |
| Apr. 24, 2005 | H W | 5-3 |
| Apr. 29, 2006 | A L | 7-6 |
| Apr. 29, 2006 | A L | 5-1 |
| Apr. 30, 2006 | A W | 4-3 |
| May 24, 2006 | N W | 7-6 |
| Apr. 28, 2007 | H W | 10-5 |
| Apr. 28, 2007 | H L | 14-4 |
| Apr. 29, 2007 | H W | 10-4 |
| May 3, 2008 | A W | 16-7 |
| May 3, 2008 | A L | 15-3 |
| May 4, 2008 | A L | 6-5 |
| May 24, 2008 | N L | 7-4 |
| May 2, 2009 | H L | 8-7 |
| May 2, 2009 | H L | 8-7 |
| May 21, 2010 | A L | 7-5 |

| | | |
|--------------|-----|------|
| May 21, 2010 | A L | 8-5 |
| May 22, 2010 | A W | 10-0 |
| May 26, 2010 | N L | 10-5 |



Career Statistics Vs. 2011 Opponents

vs. Harris Stowe

| Name | Avg. | GP-GS | AB | R | H | 2B | 3B | HR | RBI | TB | SLG% | BB | HBP | SO | GDP | OB% | SF | SH | SB-ATT | PO | A | E | Fld% |
|-----------------|-------------|------------|-----------|-----------|-----------|----------|----------|----------|-----------|-----------|-------------|----------|----------|-----------|----------|-------------|----------|----------|------------|-----------|----------|----------|--------------|
| Kenton Parmley | .600 | 1-1 | 5 | 2 | 3 | 0 | 0 | 0 | 0 | 3 | .600 | 0 | 0 | 1 | 0 | .600 | 0 | 0 | 0-0 | 1 | 2 | 0 | 1.000 |
| Michael Adamson | .600 | 1-1 | 5 | 3 | 3 | 1 | 0 | 0 | 1 | 4 | .800 | 0 | 0 | 0 | 0 | .600 | 0 | 0 | 0-0 | 0 | 0 | 0 | - |
| Casey Jones | .500 | 1-1 | 4 | 1 | 2 | 0 | 0 | 1 | 4 | 5 | 1.250 | 0 | 0 | 0 | 0 | .500 | 0 | 0 | 0-0 | 0 | 0 | 0 | - |
| Louie Haseltine | .500 | 1-1 | 4 | 0 | 2 | 1 | 0 | 0 | 2 | 3 | .750 | 0 | 0 | 2 | 0 | .500 | 0 | 0 | 0-0 | 0 | 0 | 0 | - |
| Tim Rupp | .250 | 1-1 | 4 | 1 | 1 | 0 | 0 | 0 | 0 | 1 | .250 | 0 | 0 | 1 | 0 | .250 | 0 | 0 | 1-1 | 1 | 3 | 0 | 1.000 |
| Blake Slattery | .000 | 1-1 | 4 | 0 | 0 | 0 | 0 | 0 | 0 | 0 | .000 | 0 | 0 | 3 | 0 | .000 | 0 | 0 | 0-0 | 7 | 1 | 0 | 1.000 |
| Brett Russell | .000 | 1-1 | 4 | 0 | 0 | 0 | 0 | 0 | 0 | 0 | .000 | 0 | 0 | 1 | 0 | .000 | 0 | 0 | 0-0 | 8 | 1 | 0 | 1.000 |
| Ky Burgess | .000 | 1-1 | 3 | 0 | 0 | 0 | 0 | 0 | 0 | 0 | .000 | 0 | 0 | 2 | 0 | .000 | 0 | 0 | 0-0 | 0 | 0 | 0 | 1.000 |
| Jesse Tierney | .000 | 1-0 | 1 | 0 | 0 | 0 | 0 | 0 | 0 | 0 | .000 | 0 | 0 | 0 | 0 | .000 | 0 | 0 | 0-0 | 2 | 0 | 0 | 1.000 |
| Totals | .333 | 1-1 | 36 | 10 | 12 | 2 | 0 | 2 | 10 | 20 | .556 | 1 | 1 | 10 | 0 | .359 | 1 | 0 | 1-1 | 27 | 8 | 0 | 1.000 |

| Name | ERA | W-L | App. | GS | CG | SHO | SV | IP | H | R | ER | BB | SO | 2B | 3B | HR | AB | B/Avg. | WP | HB | BK |
|-----------------|-------------|------------|----------|----------|----------|------------|----------|------------|----------|----------|----------|----------|----------|----------|----------|----------|-----------|-------------|----------|----------|----------|
| Jon Dicus | 0.00 | 1-0 | 1 | 1 | 0 | 0/0 | 0 | 2.0 | 0 | 0 | 0 | 1 | 2 | 0 | 0 | 0 | 6 | .000 | 0 | 0 | 0 |
| Corey Harness | 0.00 | 0-0 | 1 | 0 | 0 | 0/0 | 0 | 2.0 | 1 | 0 | 0 | 0 | 3 | 0 | 0 | 0 | 6 | .167 | 0 | 1 | 0 |
| Michael Adamson | 0.00 | 0-0 | 1 | 0 | 0 | 0/0 | 0 | 1.0 | 1 | 0 | 0 | 0 | 1 | 1 | 0 | 0 | 4 | .250 | 0 | 0 | 0 |
| Kirk Boeller | 0.00 | 0-0 | 1 | 0 | 0 | 0/0 | 0 | 1.0 | 0 | 0 | 0 | 0 | 0 | 0 | 0 | 0 | 3 | .000 | 0 | 1 | 0 |
| Shae Simmons | 0.00 | 0-0 | 1 | 0 | 0 | 0/0 | 0 | 1.0 | 0 | 0 | 0 | 0 | 1 | 0 | 0 | 0 | 3 | .000 | 0 | 0 | 0 |
| Totals | 0.00 | 1-0 | 1 | 1 | 0 | 0/0 | 0 | 7.0 | 2 | 0 | 0 | 1 | 7 | 1 | 0 | 0 | 22 | .090 | 0 | 1 | 0 |

vs. Central Arkansas

| Name | Avg. | GP-GS | AB | R | H | 2B | 3B | HR | RBI | TB | SLG% | BB | HBP | SO | GDP | OB% | SF | SH | SB-ATT | PO | A | E | Fld% |
|-----------------|-------------|------------|-----------|-----------|-----------|----------|----------|----------|-----------|-----------|-------------|----------|----------|-----------|----------|-------------|----------|----------|------------|-----------|-----------|----------|-------------|
| Nick Harris | .500 | 4-4 | 16 | 9 | 8 | 1 | 0 | 0 | 5 | 9 | .563 | 4 | 1 | 0 | 0 | .565 | 2 | 0 | 2-2 | 4 | 11 | 2 | .882 |
| Tim Rupp | .500 | 2-2 | 10 | 2 | 5 | 1 | 0 | 0 | 1 | 6 | .600 | 0 | 0 | 1 | 0 | .500 | 0 | 0 | 1-1 | 4 | 4 | 0 | 1.000 |
| Brett Russell | .500 | 2-1 | 6 | 3 | 3 | 1 | 0 | 1 | 2 | 7 | 1.167 | 0 | 0 | 0 | 0 | .500 | 0 | 0 | 0-0 | 8 | 1 | 0 | 1.000 |
| Kenton Parmley | .400 | 2-2 | 10 | 3 | 4 | 0 | 0 | 1 | 3 | 7 | .700 | 1 | 0 | 0 | 0 | .455 | 0 | 0 | 0-0 | 5 | 7 | 1 | .923 |
| Casey Jones | .400 | 2-2 | 10 | 0 | 4 | 0 | 0 | 0 | 3 | 4 | .400 | 0 | 0 | 1 | 0 | .400 | 0 | 0 | 0-0 | 0 | 0 | 0 | - |
| Louie Haseltine | .364 | 3-2 | 11 | 3 | 4 | 0 | 0 | 1 | 1 | 7 | .636 | 0 | 0 | 3 | 0 | .364 | 0 | 0 | 0-1 | 7 | 0 | 0 | 1.000 |
| Trenton Moses | .375 | 2-2 | 8 | 1 | 3 | 2 | 0 | 0 | 1 | 5 | .625 | 1 | 0 | 1 | 0 | .444 | 0 | 0 | 0-0 | 1 | 3 | 0 | 1.000 |
| Blake Slattery | .364 | 4-2 | 11 | 2 | 4 | 0 | 0 | 1 | 4 | 7 | .636 | 0 | 0 | 2 | 0 | .364 | 0 | 0 | 0-0 | 8 | 0 | 0 | 1.000 |
| Ky Burgess | .333 | 1-1 | 3 | 0 | 1 | 0 | 0 | 0 | 0 | 1 | .333 | 0 | 0 | 0 | 0 | .333 | 0 | 0 | 0-0 | 0 | 0 | 0 | - |
| Michael Adamson | .300 | 2-2 | 10 | 4 | 3 | 0 | 0 | 0 | 0 | 3 | .300 | 1 | 0 | 1 | 0 | .364 | 0 | 0 | 1-1 | 3 | 0 | 1 | .750 |
| Kody Campbell | .000 | 2-1 | 3 | 1 | 0 | 0 | 0 | 0 | 0 | 0 | .000 | 2 | 0 | 1 | 1 | .400 | 0 | 0 | 0-0 | 5 | 1 | 1 | .857 |
| Totals | .397 | 4-4 | 98 | 28 | 39 | 5 | 0 | 4 | 20 | 56 | .571 | 9 | 1 | 10 | 1 | .453 | 3 | 0 | 4-5 | 45 | 27 | 5 | .935 |

| Name | ERA | W-L | App. | GS | CG | SHO | SV | IP | H | R | ER | BB | SO | 2B | 3B | HR | AB | B/Avg. | WP | HB | BK |
|------------------|--------------|------------|----------|----------|----------|------------|----------|-------------|-----------|-----------|-----------|-----------|-----------|----------|----------|----------|-----------|-------------|----------|----------|----------|
| Kirk Boeller | 0.00 | 0-0 | 1 | 0 | 0 | 0/0 | 0 | 3.1 | 1 | 0 | 0 | 1 | 3 | 0 | 0 | 0 | 12 | .091 | 0 | 0 | 0 |
| Logan Mahon | 0.00 | 0-0 | 1 | 1 | 0 | 0/0 | 0 | 3.0 | 2 | 0 | 0 | 0 | 2 | 0 | 1 | 0 | 10 | .200 | 0 | 0 | 0 |
| Shae Simmons | 0.00 | 0-0 | 1 | 0 | 0 | 0/0 | 0 | 1.0 | 0 | 1 | 0 | 2 | 0 | 0 | 0 | 0 | 6 | .000 | 0 | 0 | 0 |
| Jordan Underwood | 0.00 | 0-0 | 1 | 0 | 0 | 0/0 | 0 | 0.2 | 2 | 0 | 0 | 0 | 0 | 0 | 0 | 0 | 3 | .667 | 0 | 0 | 0 |
| Josh Syberg | 3.00 | 0-0 | 1 | 1 | 0 | 0/0 | 0 | 3.0 | 5 | 2 | 1 | 2 | 2 | 1 | 0 | 0 | 16 | .357 | 0 | 0 | 1 |
| Trent Wise | 9.00 | 1-0 | 1 | 0 | 0 | 0/0 | 0 | 1.0 | 1 | 1 | 1 | 0 | 0 | 0 | 0 | 1 | 4 | .250 | 0 | 0 | 0 |
| Michael Adamson | 18.00 | 0-0 | 1 | 0 | 0 | 0/0 | 0 | 1.0 | 3 | 4 | 2 | 1 | 1 | 1 | 0 | 1 | 8 | .429 | 0 | 0 | 0 |
| Corey Harness | 27.00 | 0-1 | 2 | 2 | 0 | 0/0 | 0 | 3.2 | 13 | 11 | 11 | 4 | 3 | 2 | 0 | 0 | 28 | .591 | 2 | 1 | 0 |
| Brad LaBruyere | 27.00 | 0-0 | 2 | 0 | 0 | 0/0 | 0 | 1.0 | 4 | 3 | 3 | 2 | 1 | 1 | 0 | 0 | 8 | .667 | 0 | 0 | 0 |
| Jacob Wentz | 81.00 | 0-0 | 1 | 0 | 0 | 0/0 | 0 | 0.1 | 2 | 3 | 3 | 1 | 0 | 0 | 0 | 1 | 4 | .667 | 0 | 0 | 0 |
| Totals | 11.12 | 1-0 | 2 | 4 | 0 | 0/0 | 0 | 17.0 | 33 | 25 | 21 | 14 | 12 | 5 | 1 | 3 | 99 | .333 | 2 | 1 | 1 |



Career Statistics Vs. 2011 Opponents

vs. North Dakota

| Name | Avg. | GP-GS | AB | R | H | 2B | 3B | HR | RBI | TB | SLG% | BB | HBP | SO | GDP | OB% | SF | SH | SB-ATT | PO | A | E | Fld% |
|-----------------|-------------|------------|-----------|-----------|-----------|-----------|----------|----------|-----------|-----------|-------------|-----------|----------|----------|----------|-------------|----------|----------|------------|-----------|-----------|----------|-------------|
| Tim Rupp | .667 | 3-3 | 9 | 5 | 6 | 2 | 0 | 0 | 4 | 8 | .889 | 2 | 1 | 0 | 0 | .692 | 1 | 1 | 1-1 | 3 | 5 | 1 | .889 |
| Ky Burgess | .571 | 2-2 | 7 | 2 | 4 | 3 | 0 | 0 | 1 | 7 | 1.000 | 0 | 1 | 1 | 1 | .625 | 0 | 0 | 0-0 | 3 | 0 | 1 | .750 |
| Casey Jones | .500 | 3-3 | 12 | 3 | 6 | 0 | 0 | 1 | 6 | 9 | .750 | 2 | 0 | 1 | 0 | .571 | 0 | 0 | 0-0 | 2 | 1 | 3 | .500 |
| Jesse Tierney | .500 | 2-1 | 2 | 1 | 1 | 0 | 0 | 0 | 2 | 1 | .500 | 3 | 0 | 1 | 0 | .800 | 0 | 1 | 0-0 | 8 | 1 | 0 | 1.000 |
| Blake Slattery | .417 | 3-3 | 12 | 4 | 5 | 0 | 1 | 0 | 1 | 7 | .583 | 2 | 0 | 3 | 0 | .467 | 1 | 0 | 0-0 | 4 | 0 | 0 | 1.000 |
| Brett Russell | .333 | 2-1 | 3 | 1 | 1 | 0 | 0 | 0 | 2 | 1 | .333 | 2 | 0 | 0 | 0 | .600 | 0 | 0 | 0-0 | 0 | 0 | 0 | - |
| Kenton Parmley | .308 | 3-3 | 12 | 2 | 4 | 0 | 0 | 0 | 4 | 4 | .308 | 0 | 1 | 0 | 0 | .333 | 1 | 0 | 1-2 | 8 | 7 | 1 | .938 |
| Michael Adamson | .308 | 3-3 | 13 | 3 | 4 | 3 | 0 | 0 | 5 | 7 | .538 | 3 | 0 | 0 | 0 | .438 | 0 | 0 | 0-0 | 5 | 0 | 0 | 1.000 |
| Kody Campbell | .222 | 3-2 | 9 | 4 | 2 | 1 | 0 | 0 | 1 | 3 | .333 | 2 | 1 | 1 | 0 | .417 | 0 | 0 | 0-1 | 17 | 2 | 0 | 1.000 |
| Louie Haseltine | .200 | 3-3 | 10 | 5 | 2 | 1 | 0 | 0 | 1 | 6 | .600 | 4 | 1 | 2 | 0 | .467 | 0 | 0 | 0-0 | 6 | 0 | 0 | 1.000 |
| Totals | .437 | 3-3 | 80 | 30 | 35 | 10 | 1 | 1 | 27 | 53 | .663 | 20 | 5 | 9 | 1 | .571 | 3 | 2 | 2-4 | 56 | 16 | 6 | .923 |

| Name | ERA | W-L | App. | GS | CG | SHO | SV | IP | H | R | ER | BB | SO | 2B | 3B | HR | AB | B/Avg. | WP | HB | BK |
|------------------|-------------|------------|----------|----------|----------|------------|----------|-------------|-----------|-----------|----------|-----------|-----------|----------|----------|----------|-----------|-------------|----------|----------|----------|
| Jacob Wente | 0.00 | 0-0 | 1 | 0 | 0 | 0/0 | 0 | 2.0 | 1 | 0 | 0 | 0 | 1 | 0 | 0 | 0 | 7 | .143 | 0 | 0 | 0 |
| Jon Dicus | 0.00 | 0-0 | 1 | 0 | 0 | 0/0 | 0 | 1.2 | 1 | 1 | 0 | 4 | 0 | 0 | 0 | 0 | 9 | .200 | 0 | 0 | 0 |
| Trent Wise | 0.00 | 0-0 | 1 | 0 | 0 | 0/0 | 0 | 1.1 | 1 | 0 | 0 | 0 | 1 | 0 | 0 | 0 | 5 | .200 | 0 | 0 | 0 |
| Brad LaBruyere | 0.00 | 0-0 | 1 | 0 | 0 | 0/0 | 0 | 1.0 | 1 | 0 | 0 | 0 | 0 | 0 | 0 | 0 | 3 | .333 | 0 | 0 | 0 |
| Logan Mahon | 1.50 | 1-0 | 1 | 1 | 0 | 0/0 | 0 | 6.0 | 3 | 3 | 1 | 3 | 5 | 1 | 0 | 0 | 24 | .143 | 0 | 0 | 0 |
| Jordan Underwood | 2.25 | 0-1 | 1 | 1 | 0 | 0/0 | 0 | 4.0 | 5 | 5 | 1 | 3 | 5 | 1 | 0 | 0 | 20 | .294 | 1 | 0 | 0 |
| Corey Harness | 9.00 | 0-0 | 1 | 0 | 0 | 0/0 | 0 | 1.0 | 1 | 1 | 1 | 1 | 2 | 1 | 0 | 0 | 5 | .250 | 0 | 0 | 0 |
| Totals | 1.58 | 1-1 | 2 | 2 | 0 | 0/0 | 0 | 17.0 | 13 | 10 | 3 | 11 | 14 | 3 | 0 | 0 | 73 | .178 | 1 | 0 | 0 |

vs. Missouri State

| Name | Avg. | GP-GS | AB | R | H | 2B | 3B | HR | RBI | TB | SLG% | BB | HBP | SO | GDP | OB% | SF | SH | SB-ATT | PO | A | E | Fld% |
|-----------------|-------------|------------|-----------|-----------|-----------|----------|----------|----------|-----------|-----------|-------------|----------|----------|-----------|----------|-------------|----------|----------|------------|-----------|-----------|----------|-------------|
| Michael Adamson | .667 | 1-1 | 6 | 2 | 4 | 0 | 0 | 1 | 3 | 7 | 1.167 | 0 | 0 | 1 | 0 | .667 | 0 | 0 | 0-0 | 0 | 0 | 1 | .000 |
| Jesse Tierney | .667 | 2-0 | 3 | 1 | 2 | 0 | 0 | 1 | 2 | 5 | 1.667 | 0 | 0 | 0 | 0 | .667 | 0 | 0 | 0-0 | 5 | 0 | 0 | 1.000 |
| Ky Burgess | .600 | 1-1 | 5 | 2 | 3 | 0 | 0 | 0 | 1 | 3 | .600 | 0 | 0 | 0 | 1 | .600 | 0 | 0 | 0-0 | 0 | 0 | 0 | - |
| Louie Haseltine | .500 | 3-2 | 10 | 3 | 5 | 1 | 0 | 1 | 3 | 9 | .900 | 0 | 1 | 4 | 0 | .600 | 0 | 0 | 0-0 | 1 | 2 | 0 | 1.000 |
| Blake Slattery | .444 | 4-2 | 9 | 2 | 4 | 1 | 0 | 0 | 2 | 5 | .555 | 1 | 0 | 1 | 0 | .600 | 1 | 0 | 1-1 | 5 | 0 | 0 | 1.000 |
| Casey Jones | .400 | 1-1 | 5 | 1 | 2 | 0 | 0 | 0 | 1 | 2 | .400 | 0 | 0 | 0 | 0 | .400 | 0 | 0 | 0-0 | 1 | 2 | 0 | 1.000 |
| Nick Harris | .304 | 6-6 | 23 | 4 | 7 | 5 | 0 | 0 | 2 | 12 | .521 | 0 | 2 | 3 | 0 | .143 | 0 | 0 | 0-0 | 8 | 4 | 3 | .800 |
| Kenton Parmley | .273 | 1-1 | 11 | 3 | 3 | 0 | 1 | 0 | 1 | 5 | .800 | 1 | 1 | 2 | 0 | .500 | 0 | 0 | 0-0 | 7 | 5 | 1 | .923 |
| Tim Rupp | .200 | 1-1 | 5 | 1 | 1 | 0 | 0 | 0 | 0 | 1 | .200 | 0 | 0 | 1 | 0 | .200 | 0 | 0 | 0-0 | 2 | 4 | 0 | 1.000 |
| Trenton Moses | .167 | 2-2 | 6 | 0 | 1 | 0 | 0 | 0 | 0 | 1 | .167 | 0 | 0 | 1 | 1 | .167 | 0 | 0 | 0-0 | 0 | 3 | 1 | .750 |
| Kody Campbell | .143 | 3-2 | 7 | 2 | 1 | 0 | 0 | 0 | 1 | 1 | .333 | 1 | 0 | 0 | 0 | .500 | 0 | 1 | 0-0 | 7 | 1 | 0 | 1.000 |
| Totals | .366 | 6-6 | 90 | 21 | 33 | 7 | 1 | 3 | 16 | 51 | .566 | 3 | 4 | 13 | 2 | .453 | 1 | 1 | 1-1 | 36 | 21 | 6 | .905 |

| Name | ERA | W-L | App. | GS | CG | SHO | SV | IP | H | R | ER | BB | SO | 2B | 3B | HR | AB | B/Avg. | WP | HB | BK |
|-----------------|-------------|------------|----------|----------|----------|------------|----------|-------------|-----------|-----------|-----------|-----------|-----------|----------|----------|----------|------------|-------------|----------|----------|----------|
| Kirk Boeller | 0.00 | 0-0 | 1 | 0 | 0 | 0/0 | 0 | 2.0 | 2 | 0 | 0 | 0 | 0 | 0 | 0 | 0 | 8 | .222 | 0 | 0 | 0 |
| Corey Harness | 3.00 | 0-0 | 1 | 0 | 0 | 0/0 | 0 | 3.0 | 2 | 1 | 1 | 3 | 5 | 0 | 0 | 0 | 11 | .182 | 1 | 2 | 0 |
| Nick Thomas | 0.00 | 0-0 | 1 | 0 | 0 | 0/0 | 0 | 0.2 | 0 | 0 | 0 | 2 | 0 | 0 | 0 | 0 | 4 | .000 | 0 | 0 | 1 |
| Logan Mahon | 4.50 | 0-0 | 1 | 1 | 0 | 0/0 | 0 | 4.0 | 5 | 2 | 2 | 2 | 4 | 2 | 0 | 0 | 16 | .333 | 0 | 0 | 0 |
| Trent Wise | 13.50 | 0-0 | 1 | 0 | 0 | 0/0 | 0 | 1.1 | 3 | 2 | 2 | 1 | 1 | 1 | 0 | 0 | 8 | .500 | 0 | 0 | 0 |
| Jon Dicus | 20.25 | 0-0 | 1 | 0 | 0 | 0/0 | 0 | 1.1 | 4 | 3 | 3 | 0 | 1 | 3 | 0 | 1 | 9 | .500 | 0 | 0 | 0 |
| Shae Simmons | 20.25 | 0-0 | 1 | 0 | 0 | 0/0 | 0 | 1.1 | 0 | 3 | 3 | 4 | 2 | 0 | 0 | 0 | 8 | .000 | 0 | 0 | 0 |
| Brad LaBruyere | 10.14 | 1-1 | 2 | 2 | 0 | 0/0 | 0 | 7.1 | 10 | 8 | 8 | 3 | 7 | 2 | 0 | 2 | 37 | .333 | 1 | 2 | 0 |
| Josh Syberg | 36.00 | 0-0 | 1 | 0 | 0 | 0/0 | 0 | 1.0 | 4 | 4 | 4 | 2 | 1 | 1 | 0 | 1 | 10 | .571 | 1 | 0 | 0 |
| Michael Adamson | 27.00 | 1-0 | 1 | 0 | 0 | 0/0 | 0 | 0.1 | 1 | 1 | 1 | 0 | 0 | 0 | 0 | 1 | 2 | .500 | 0 | 0 | 0 |
| Totals | 0.00 | 2-1 | 3 | 3 | 0 | 0/0 | 0 | 21.1 | 31 | 26 | 24 | 15 | 21 | 9 | 0 | 5 | 113 | .273 | 3 | 4 | 1 |



Career Statistics Vs. 2011 Opponents

vs. Saint Louis

| Name | Avg. | GP-GS | AB | R | H | 2B | 3B | HR | RBI | TB | SLG% | BB | HBP | SO | GDP | OB% | SF | SH | SB-ATT | PO | A | E | Fld% |
|-----------------|-------------|------------|-----------|-----------|-----------|----------|----------|----------|-----------|-----------|-------------|----------|----------|-----------|----------|-------------|----------|----------|------------|-----------|-----------|----------|-------------|
| Tim Rupp | .625 | 2-2 | 8 | 0 | 5 | 1 | 0 | 0 | 3 | 6 | .750 | 0 | 0 | 0 | 0 | .625 | 0 | 1 | 2-2 | 7 | 3 | 0 | 1.000 |
| Michael Adamson | .500 | 2-2 | 8 | 0 | 4 | 2 | 0 | 0 | 0 | 6 | .750 | 2 | 0 | 1 | 0 | .600 | 0 | 0 | 1-1 | 2 | 0 | 0 | 1.000 |
| Casey Jones | .444 | 2-2 | 9 | 3 | 4 | 2 | 0 | 0 | 0 | 6 | .667 | 1 | 0 | 0 | 0 | .500 | 0 | 0 | 0-0 | 0 | 5 | 0 | 1.000 |
| Kenton Parmley | .300 | 3-3 | 10 | 1 | 3 | 0 | 0 | 0 | 2 | 3 | .300 | 1 | 0 | 1 | 0 | .333 | 1 | 0 | 0-0 | 5 | 7 | 2 | .857 |
| Nick Harris | .286 | 2-2 | 7 | 2 | 2 | 0 | 0 | 0 | 1 | 2 | .286 | 1 | 0 | 1 | 0 | .375 | 0 | 0 | 2-2 | 3 | 1 | 0 | 1.000 |
| Louie Haseltine | .286 | 2-2 | 7 | 2 | 2 | 0 | 0 | 1 | 4 | 5 | .714 | 1 | 0 | 2 | 0 | .375 | 0 | 0 | 0-0 | 3 | 0 | 0 | 1.000 |
| Kody Campbell | .250 | 2-2 | 8 | 2 | 2 | 1 | 0 | 0 | 1 | 3 | .375 | 1 | 0 | 2 | 2 | .333 | 0 | 0 | 0-0 | 14 | 1 | 0 | 1.000 |
| Trenton Moses | .250 | 2-2 | 8 | 0 | 2 | 1 | 0 | 0 | 1 | 3 | .375 | 0 | 0 | 3 | 0 | .250 | 0 | 0 | 0-0 | 2 | 5 | 0 | 1.000 |
| Brennan Malham | .250 | 1-1 | 4 | 1 | 1 | 1 | 0 | 0 | 0 | 2 | .500 | 0 | 0 | 0 | 0 | .250 | 0 | 0 | 0-0 | 1 | 1 | 0 | 1.000 |
| Brett Russell | .250 | 2-1 | 4 | 1 | 1 | 0 | 0 | 0 | 1 | 1 | .250 | 1 | 0 | 2 | 0 | .400 | 0 | 0 | 0-0 | 0 | 0 | 1 | .000 |
| Jesse Tierney | .250 | 1-1 | 4 | 0 | 1 | 0 | 0 | 0 | 0 | 1 | .250 | 0 | 0 | 1 | 0 | .250 | 0 | 0 | 0-0 | 1 | 0 | 0 | 1.000 |
| Ky Burgess | .200 | 1-1 | 5 | 1 | 1 | 0 | 0 | 0 | 0 | 1 | .200 | 0 | 0 | 0 | 0 | .200 | 0 | 0 | 0-0 | 0 | 0 | 0 | - |
| Totals | .341 | 1-1 | 82 | 13 | 28 | 8 | 0 | 1 | 13 | 39 | .476 | 8 | 0 | 13 | 2 | .400 | 1 | 1 | 5-5 | 38 | 23 | 3 | .953 |

| Name | ERA | W-L | App. | GS | CG | SHO | SV | IP | H | R | ER | BB | SO | 2B | 3B | HR | AB | B/Avg. | WP | HB | BK |
|-----------------|-------------|------------|----------|----------|----------|------------|----------|-------------|-----------|-----------|-----------|-----------|-----------|----------|----------|----------|------------|-------------|----------|----------|----------|
| Michael Adamson | 0.00 | 0-0 | 1 | 0 | 0 | 0/0 | 0 | 1.0 | 1 | 0 | 0 | 0 | 2 | 0 | 0 | 0 | 4 | .250 | 0 | 0 | 0 |
| Shae Simmons | 0.00 | 0-0 | 1 | 0 | 0 | 0/0 | 0 | 1.0 | 1 | 0 | 0 | 0 | 2 | 0 | 0 | 0 | 4 | .250 | 0 | 0 | 0 |
| Nick Thomas | 3.60 | 1-0 | 1 | 1 | 0 | 0/0 | 0 | 5.0 | 3 | 2 | 2 | 0 | 2 | 0 | 0 | 2 | 18 | .176 | 0 | 1 | 0 |
| Josh Syberg | 4.15 | 0-0 | 2 | 2 | 0 | 0/0 | 0 | 4.1 | 6 | 4 | 2 | 2 | 7 | 0 | 0 | 0 | 19 | .353 | 0 | 0 | 0 |
| Jon Dicus | 6.00 | 0-0 | 1 | 1 | 0 | 0/0 | 0 | 3.0 | 4 | 2 | 2 | 3 | 3 | 0 | 0 | 0 | 14 | .400 | 1 | 0 | 0 |
| Brad LaBruyere | 6.75 | 1-1 | 3 | 0 | 0 | 0/0 | 0 | 5.1 | 6 | 4 | 4 | 2 | 5 | 2 | 1 | 1 | 26 | .261 | 0 | 0 | 0 |
| Trent Wise | 7.71 | 0-0 | 1 | 0 | 0 | 0/0 | 0 | 2.1 | 1 | 2 | 2 | 3 | 4 | 1 | 0 | 0 | 9 | .167 | 0 | 0 | 1 |
| Jacob Wentz | 12.00 | 0-0 | 2 | 0 | 0 | 0/0 | 0 | 3.0 | 6 | 4 | 4 | 1 | 2 | 0 | 1 | 2 | 15 | .429 | 0 | 0 | 0 |
| Totals | 5.76 | 2-1 | 4 | 4 | 0 | 0/0 | 0 | 25.0 | 28 | 18 | 16 | 11 | 27 | 3 | 2 | 5 | 109 | .257 | 1 | 1 | 1 |

vs. Morehead State

| Name | Avg. | GP-GS | AB | R | H | 2B | 3B | HR | RBI | TB | SLG% | BB | HBP | SO | GDP | OB% | SF | SH | SB-ATT | PO | A | E | Fld% |
|-----------------|-------------|--------------|------------|-----------|-----------|-----------|----------|-----------|-----------|------------|-------------|-----------|----------|-----------|----------|-------------|----------|----------|------------|------------|-----------|----------|-------------|
| Michael Adamson | .533 | 3-3 | 15 | 6 | 8 | 2 | 0 | 1 | 4 | 13 | .867 | 3 | 0 | 1 | 1 | .611 | 0 | 0 | 0-0 | 4 | 0 | 0 | 1.000 |
| Casey Jones | .500 | 3-3 | 12 | 6 | 6 | 1 | 0 | 2 | 6 | 13 | 1.083 | 4 | 0 | 3 | 0 | .625 | 0 | 0 | 0-0 | 1 | 5 | 0 | 1.000 |
| Kenton Parmley | .469 | 7-7 | 32 | 10 | 15 | 2 | 0 | 3 | 5 | 26 | .813 | 2 | 1 | 4 | 0 | .514 | 0 | 0 | 3-3 | 8 | 16 | 3 | .889 |
| Brett Russell | .462 | 3-3 | 13 | 5 | 6 | 0 | 0 | 3 | 8 | 15 | 1.154 | 1 | 0 | 2 | 0 | .500 | 0 | 0 | 0-0 | 0 | 0 | 0 | - |
| Kody Campbell | .389 | 4-4 | 15 | 4 | 7 | 2 | 0 | 0 | 2 | 9 | .600 | 0 | 0 | 0 | 0 | .421 | 0 | 0 | 0-0 | 25 | 2 | 0 | 1.000 |
| Blake Slattery | .368 | 5-4 | 19 | 3 | 7 | 2 | 0 | 0 | 3 | 9 | .474 | 0 | 0 | 3 | 2 | .368 | 0 | 0 | 1-2 | 13 | 0 | 0 | 1.000 |
| Trenton Moses | .348 | 7-7 | 23 | 6 | 8 | 0 | 0 | 2 | 7 | 14 | .609 | 3 | 4 | 3 | 1 | .500 | 0 | 1 | 0-0 | 5 | 11 | 0 | 1.000 |
| Louie Haseltine | .300 | 7-7 | 30 | 6 | 9 | 2 | 0 | 3 | 11 | 20 | .667 | 3 | 0 | 12 | 1 | .364 | 0 | 0 | 0-0 | 13 | 1 | 0 | 1.000 |
| Nick Harris | .245 | 10-10 | 49 | 9 | 12 | 5 | 1 | 1 | 7 | 22 | .449 | 0 | 0 | 9 | 0 | .245 | 0 | 0 | 2-2 | 26 | 5 | 0 | 1.000 |
| Tim Rupp | .231 | 3-3 | 13 | 6 | 3 | 2 | 0 | 0 | 2 | 5 | .385 | 1 | 1 | 2 | 0 | .333 | 0 | 0 | 0-0 | 8 | 5 | 0 | 1.000 |
| Totals | .371 | 10-10 | 221 | 61 | 82 | 18 | 1 | 15 | 55 | 146 | .661 | 17 | 6 | 39 | 5 | .430 | 0 | 1 | 6-7 | 103 | 45 | 3 | .980 |

| Name | ERA | W-L | App. | GS | CG | SHO | SV | IP | H | R | ER | BB | SO | 2B | 3B | HR | AB | B/Avg. | WP | HB | BK |
|------------------|-------------|------------|----------|----------|----------|------------|----------|-------------|-----------|-----------|-----------|-----------|-----------|----------|----------|-----------|------------|-------------|----------|-----------|----------|
| Michael Adamson | 0.00 | 0-0 | 1 | 0 | 0 | 0/0 | 0 | 2.0 | 2 | 0 | 0 | 1 | 2 | 0 | 0 | 0 | 8 | .286 | 0 | 0 | 0 |
| Shae Simmons | 0.00 | 0-0 | 1 | 0 | 0 | 0/0 | 0 | 1.0 | 0 | 0 | 0 | 1 | 0 | 0 | 0 | 0 | 3 | .000 | 0 | 0 | 0 |
| Corey Harness | 4.05 | 0-0 | 2 | 1 | 0 | 0/0 | 0 | 13.1 | 9 | 8 | 6 | 6 | 7 | 1 | 0 | 2 | 60 | .196 | 1 | 6 | 0 |
| Nick Thomas | 6.23 | 0-0 | 1 | 0 | 0 | 0/0 | 0 | 4.1 | 6 | 4 | 3 | 2 | 3 | 1 | 0 | 1 | 21 | .333 | 0 | 1 | 0 |
| Jordan Underwood | 9.00 | 1-0 | 1 | 1 | 0 | 0/0 | 0 | 7.0 | 9 | 7 | 7 | 3 | 5 | 1 | 0 | 2 | 33 | .310 | 0 | 0 | 0 |
| Brad LaBruyere | 10.12 | 0-1 | 3 | 0 | 0 | 0/0 | 0 | 2.2 | 2 | 3 | 3 | 4 | 1 | 1 | 0 | 0 | 14 | .200 | 2 | 0 | 0 |
| Josh Syberg | 15.75 | 0-0 | 2 | 1 | 0 | 0/0 | 0 | 4.0 | 10 | 7 | 7 | 1 | 0 | 2 | 0 | 2 | 24 | .455 | 0 | 1 | 0 |
| Jacob Wentz | 18.00 | 0-0 | 1 | 0 | 0 | 0/0 | 0 | 1.0 | 1 | 2 | 2 | 0 | 0 | 0 | 0 | 1 | 5 | .250 | 2 | 1 | 0 |
| Jon Dicus | 40.50 | 0-0 | 1 | 0 | 0 | 0/0 | 0 | 0.2 | 1 | 3 | 3 | 3 | 1 | 1 | 0 | 0 | 6 | .333 | 0 | 0 | 0 |
| Logan Mahon | 99.00 | 0-1 | 1 | 1 | 0 | 0/0 | 0 | 0.2 | 5 | 8 | 8 | 2 | 0 | 0 | 0 | 2 | 10 | .714 | 0 | 1 | 0 |
| Totals | 9.70 | 1-1 | 4 | 4 | 0 | 0/0 | 0 | 36.2 | 46 | 42 | 39 | 23 | 19 | 7 | 0 | 10 | 184 | .250 | 5 | 10 | 0 |



Career Statistics Vs. 2011 Opponents

vs. Mid-Continent

| Name | Avg. | GP-GS | AB | R | H | 2B | 3B | HR | RBI | TB | SLG% | BB | HBP | SO | GDP | OB% | SF | SH | SB-ATT | PO | A | E | Fld% |
|-----------------|-------------|------------|-----------|-----------|-----------|----------|----------|----------|-----------|-----------|-------------|----------|----------|----------|----------|-------------|----------|----------|------------|-----------|----------|----------|-------------|
| Brett Russell | 1.000 | 1-1 | 5 | 2 | 5 | 3 | 1 | 0 | 4 | 10 | 2.000 | 0 | 0 | 0 | 0 | 1.000 | 0 | 0 | 0-0 | 9 | 0 | 2 | .818 |
| Tim Rupp | .667 | 1-1 | 3 | 2 | 2 | 0 | 0 | 1 | 1 | 5 | 1.667 | 1 | 1 | 0 | 0 | .800 | 0 | 0 | 0-0 | 0 | 1 | 0 | 1.000 |
| Louie Haseltine | .500 | 1-1 | 6 | 3 | 3 | 2 | 0 | 0 | 3 | 5 | .833 | 0 | 0 | 1 | 0 | .500 | 0 | 0 | 0-0 | 0 | 0 | 0 | - |
| Michael Adamson | .400 | 1-1 | 5 | 3 | 2 | 1 | 1 | 0 | 2 | 5 | 1.000 | 1 | 0 | 0 | 0 | .500 | 0 | 0 | 0-0 | 1 | 0 | 0 | 1.000 |
| Kenton Parmley | .400 | 1-1 | 5 | 2 | 2 | 0 | 0 | 1 | 2 | 5 | 1.000 | 1 | 0 | 0 | 0 | .500 | 0 | 0 | 0-0 | 2 | 3 | 1 | .833 |
| Ky Burgess | .250 | 1-1 | 4 | 2 | 1 | 0 | 0 | 0 | 0 | 1 | .250 | 0 | 1 | 1 | 0 | .400 | 0 | 0 | 1-1 | 0 | 0 | 0 | - |
| Blake Slattery | .250 | 1-1 | 4 | 0 | 1 | 0 | 0 | 0 | 2 | 1 | .250 | 1 | 0 | 0 | 0 | .400 | 0 | 0 | 0-1 | 3 | 0 | 0 | 1.000 |
| Casey Jones | .200 | 1-1 | 5 | 1 | 1 | 0 | 0 | 0 | 0 | 1 | .200 | 1 | 0 | 0 | 0 | .333 | 0 | 0 | 0-0 | 3 | 1 | 1 | .800 |
| Totals | .400 | 1-1 | 37 | 15 | 17 | 6 | 2 | 2 | 14 | 33 | .892 | 5 | 2 | 2 | 0 | .773 | 0 | 0 | 1-2 | 18 | 5 | 4 | .852 |

| Name | ERA | W-L | App. | GS | CG | SHO | SV | IP | H | R | ER | BB | SO | 2B | 3B | HR | AB | B/Avg. | WP | HB | BK |
|-----------------|-------------|------------|----------|----------|----------|------------|----------|------------|-----------|-----------|----------|----------|----------|----------|----------|----------|-----------|-------------|----------|----------|----------|
| Shae Simmons | 0.00 | 0-0 | 1 | 0 | 0 | 0/0 | 0 | 1.0 | 1 | 0 | 0 | 0 | 2 | 0 | 0 | 0 | 4 | .250 | 1 | 0 | 0 |
| Trent Wise | 0.00 | 1-0 | 1 | 0 | 0 | 0/0 | 0 | 2.0 | 2 | 1 | 0 | 1 | 0 | 0 | 0 | 0 | 9 | .286 | 0 | 0 | 0 |
| Michael Adamson | 0.00 | 0-0 | 1 | 0 | 0 | 0/0 | 0 | 0.2 | 0 | 0 | 0 | 0 | 1 | 0 | 0 | 0 | 2 | .000 | 0 | 0 | 0 |
| Kirk Boeller | 0.00 | 0-0 | 1 | 0 | 0 | 0/0 | 0 | 1.2 | 0 | 0 | 0 | 1 | 0 | 0 | 0 | 0 | 7 | .000 | 0 | 0 | 0 |
| Jon Dicus | 4.50 | 0-0 | 1 | 0 | 0 | 0/0 | 0 | 2.0 | 1 | 1 | 1 | 2 | 1 | 0 | 0 | 0 | 9 | .143 | 0 | 0 | 0 |
| Brad LaBruyere | 54.00 | 0-0 | 1 | 0 | 0 | 0/0 | 0 | 0.1 | 2 | 4 | 2 | 1 | 1 | 1 | 0 | 0 | 7 | .400 | 0 | 0 | 0 |
| Corey Harness | 81.00 | 0-0 | 1 | 1 | 0 | 0/0 | 0 | 0.1 | 4 | 4 | 3 | 0 | 1 | 3 | 0 | 0 | 6 | .800 | 0 | 0 | 0 |
| Totals | 6.75 | 1-0 | 2 | 1 | 0 | 0/0 | 0 | 8.0 | 10 | 10 | 6 | 5 | 6 | 4 | 0 | 0 | 44 | .227 | 1 | 0 | 0 |

vs. Eastern Kentucky

| Name | Avg. | GP-GS | AB | R | H | 2B | 3B | HR | RBI | TB | SLG% | BB | HBP | SO | GDP | OB% | SF | SH | SB-ATT | PO | A | E | Fld% |
|-----------------|-------------|------------|------------|-----------|-----------|-----------|----------|-----------|-----------|------------|-------------|-----------|----------|-----------|----------|-------------|----------|----------|-------------|-----------|-----------|-----------|-------------|
| Kenton Parmley | .440 | 6-6 | 25 | 8 | 11 | 1 | 0 | 2 | 7 | 18 | .720 | 2 | 0 | 1 | 0 | .481 | 0 | 0 | 1-3 | 6 | 12 | 3 | .857 |
| Louie Haseltine | .425 | 6-6 | 23 | 9 | 10 | 2 | 0 | 3 | 10 | 21 | .913 | 2 | 0 | 6 | 0 | .480 | 0 | 0 | 2-2 | 8 | 0 | 0 | 1.000 |
| Michael Adamson | .417 | 3-3 | 12 | 5 | 5 | 3 | 0 | 1 | 2 | 11 | .917 | 0 | 0 | 1 | 0 | .417 | 0 | 1 | 0-0 | 7 | 1 | 0 | 1.000 |
| Blake Slattery | .367 | 5-4 | 15 | 4 | 4 | 1 | 0 | 2 | 7 | 11 | .733 | 2 | 0 | 3 | 0 | .353 | 0 | 0 | 2-2 | 9 | 0 | 0 | 1.000 |
| Casey Jones | .364 | 3-3 | 11 | 4 | 4 | 1 | 0 | 1 | 6 | 8 | .727 | 1 | 0 | 0 | 0 | .385 | 1 | 0 | 0-0 | 0 | 2 | 1.667 | Kody |
| Campbell | .286 | 4-3 | 7 | 1 | 2 | 0 | 0 | 0 | 0 | 2 | .286 | 4 | 1 | 1 | 1 | .583 | 0 | 0 | 0-0 | 14 | 1 | 2 | .882 |
| Tim Rupp | .250 | 3-3 | 12 | 3 | 3 | 0 | 0 | 1 | 3 | 6 | .500 | 0 | 0 | 0 | 1 | .250 | 0 | 0 | 1-1 | 7 | 4 | 2 | .846 |
| Brett Russell | .250 | 3-3 | 8 | 1 | 2 | 0 | 1 | 0 | 2 | 4 | .500 | 1 | 0 | 0 | 0 | .333 | 0 | 0 | 0-0 | 0 | 0 | 0 | - |
| Trenton Moses | .238 | 6-6 | 21 | 2 | 5 | 0 | 0 | 1 | 3 | 8 | .381 | 2 | 0 | 4 | 2 | .304 | 0 | 0 | 0-0 | 7 | 11 | 2.900 | Nick |
| Harris | .214 | 8-8 | 28 | 5 | 6 | 3 | 1 | 2 | 8 | 17 | .607 | 6 | 0 | 7 | 0 | .353 | 0 | 0 | 2-2 | 15 | 4 | 3 | .964 |
| Jesse Tierney | .000 | 1-0 | 0 | 1 | 0 | 0 | 0 | 0 | 0 | 0 | .000 | 1 | 0 | 0 | 0 | 1.000 | 0 | 0 | 0-0 | 0 | 0 | 0 | - |
| Ky Burgess | .000 | 1-0 | 1 | 0 | 0 | 0 | 0 | 0 | 0 | 0 | .000 | 0 | 0 | 1 | 0 | .000 | 0 | 0 | 0-0 | 0 | 0 | 0 | - |
| Totals | .319 | 8-8 | 163 | 43 | 52 | 11 | 2 | 13 | 48 | 106 | .650 | 21 | 1 | 24 | 4 | .400 | 1 | 1 | 8-10 | 73 | 35 | 13 | .893 |

| Name | ERA | W-L | App. | GS | CG | SHO | SV | IP | H | R | ER | BB | SO | 2B | 3B | HR | AB | B/Avg. | WP | HB | BK |
|------------------|-------------|------------|----------|----------|----------|------------|----------|-------------|-----------|-----------|-----------|----------|-----------|----------|----------|----------|-----------|-------------|----------|----------|----------|
| Jacob Wentz | 0.00 | 0-0 | 1 | 0 | 0 | 0/0 | 0 | 1.0 | 1 | 0 | 0 | 2 | 1 | 0 | 0 | 0 | 6 | .250 | 0 | 0 | 0 |
| Shae Simmons | 0.00 | 1-0 | 2 | 0 | 0 | 0/0 | 1 | 1.2 | 0 | 0 | 0 | 0 | 3 | 0 | 0 | 0 | 5 | .000 | 0 | 0 | 0 |
| Jordan Underwood | 3.00 | 1-0 | 1 | 1 | 0 | 0/0 | 0 | 6.0 | 6 | 4 | 2 | 2 | 6 | 2 | 0 | 0 | 28 | .231 | 0 | 0 | 0 |
| Josh Syberg | 3.86 | 0-1 | 1 | 1 | 0 | 0/0 | 0 | 4.2 | 4 | 2 | 2 | 2 | 2 | 1 | 0 | 0 | 19 | .250 | 0 | 1 | 0 |
| Logan Mahon | 5.40 | 0-0 | 1 | 1 | 0 | 0/0 | 0 | 5.0 | 5 | 3 | 3 | 1 | 7 | 1 | 0 | 2 | 21 | .263 | 0 | 0 | 0 |
| Nick Thomas | 7.71 | 0-0 | 1 | 0 | 0 | 0/0 | 0 | 2.1 | 2 | 3 | 2 | 0 | 2 | 1 | 0 | 0 | 12 | .200 | 0 | 2 | 0 |
| Brad LaBruyere | 13.50 | 0-0 | 1 | 0 | 0 | 0/0 | 0 | 1.1 | 3 | 2 | 2 | 0 | 1 | 0 | 0 | 2 | 7 | .429 | 0 | 0 | 0 |
| Totals | 4.50 | 2-1 | 3 | 3 | 0 | 0/0 | 1 | 22.0 | 21 | 14 | 11 | 7 | 22 | 5 | 0 | 4 | 98 | .214 | 0 | 3 | 0 |



Career Statistics Vs. 2011 Opponents

vs. Arkansas State

| Name | Avg. | GP-GS | AB | R | H | 2B | 3B | HR | RBI | TB | SLG% | BB | HBP | SO | GDP | OB% | SF | SH | SB-ATT | PO | A | E | Fld% |
|-----------------|-------------|------------|------------|-----------|-----------|----------|----------|----------|-----------|-----------|-------------|----------|----------|-----------|----------|-------------|----------|----------|------------|------------|-----------|----------|-------------|
| Kenton Parmley | .357 | 4-4 | 14 | 4 | 5 | 1 | 0 | 0 | 2 | 6 | .429 | 1 | 1 | 3 | 0 | .438 | 0 | 0 | 0-1 | 5 | 10 | 0 | 1.000 |
| Michael Adamson | .333 | 2-2 | 9 | 2 | 3 | 1 | 0 | 0 | 0 | 4 | .444 | 0 | 0 | 0 | 0 | .333 | 0 | 0 | 0-0 | 6 | 0 | 1 | 1.000 |
| Nick Harris | .333 | 5-4 | 21 | 4 | 7 | 2 | 1 | 1 | 4 | 14 | .667 | 0 | 0 | 3 | 0 | .333 | 0 | 0 | 1-3 | 5 | 5 | 1 | .909 |
| Louie Haseltine | .333 | 5-4 | 15 | 6 | 5 | 4 | 0 | 1 | 5 | 12 | .800 | 2 | 0 | 1 | 1 | .412 | 0 | 0 | 0-0 | 5 | 0 | 0 | 1.000 |
| Casey Jones | .333 | 2-2 | 6 | 1 | 2 | 0 | 0 | 0 | 0 | 2 | .333 | 2 | 0 | 0 | 1 | .500 | 0 | 0 | 0-0 | 6 | 0 | 0 | 1.000 |
| Kody Campbell | .250 | 2-2 | 4 | 0 | 1 | 0 | 0 | 0 | 0 | 1 | .250 | 2 | 1 | 0 | 0 | .571 | 0 | 0 | 0-0 | 10 | 0 | 0 | 1.000 |
| Blake Slattery | .222 | 5-4 | 18 | 3 | 4 | 0 | 0 | 1 | 4 | 7 | .389 | 0 | 0 | 2 | 0 | .222 | 0 | 0 | 1-1 | 9 | 0 | 0 | 1.000 |
| Tim Rupp | .167 | 2-2 | 6 | 0 | 1 | 0 | 0 | 0 | 1 | 1 | .167 | 0 | 0 | 2 | 0 | .143 | 1 | 1 | 0-0 | 1 | 6 | 0 | 1.000 |
| Jesse Tierney | .167 | 2-2 | 6 | 0 | 1 | 0 | 0 | 0 | 0 | 1 | .167 | 1 | 0 | 0 | 0 | .286 | 0 | 0 | 1-1 | 13 | 1 | 0 | 1.000 |
| Ky Burgess | .000 | 1-1 | 3 | 0 | 0 | 0 | 0 | 0 | 0 | 0 | .000 | 0 | 0 | 1 | 0 | .000 | 0 | 0 | 0-0 | 0 | 0 | 0 | - |
| Brett Russell | .000 | 2-0 | 1 | 0 | 0 | 0 | 0 | 0 | 0 | 0 | .000 | 0 | 0 | 1 | 0 | .000 | 0 | 0 | 0-0 | 3 | 0 | 0 | 1.000 |
| Trenton Moses | .000 | 4-3 | 11 | 0 | 0 | 0 | 0 | 0 | 1 | 0 | .000 | 1 | 0 | 1 | 0 | .077 | 1 | 0 | 1-1 | 3 | 6 | 0 | 1.000 |
| Totals | .254 | 5-5 | 114 | 20 | 29 | 8 | 1 | 3 | 17 | 48 | .421 | 9 | 2 | 14 | 2 | .320 | 2 | 1 | 4-7 | 111 | 29 | 2 | .986 |

| Name | ERA | W-L | App. | GS | CG | SHO | SV | IP | H | R | ER | BB | SO | 2B | 3B | HR | AB | B/Avg. | WP | HB | BK |
|------------------|-------------|------------|----------|----------|----------|------------|----------|-------------|-----------|-----------|-----------|-----------|-----------|-----------|----------|----------|------------|-------------|----------|----------|----------|
| Shae Simmons | 0.00 | 0-0 | 1 | 0 | 0 | 0/0 | 0 | 1.0 | 0 | 0 | 0 | 1 | 1 | 0 | 0 | 0 | 4 | .000 | 0 | 0 | 0 |
| Trent Wise | 0.00 | 0-0 | 1 | 0 | 0 | 0/0 | 0 | 0.1 | 1 | 1 | 0 | 1 | 0 | 1 | 0 | 0 | 3 | .500 | 0 | 0 | 1 |
| Brad LaBruyere | 2.25 | 0-0 | 2 | 0 | 0 | 0/0 | 0 | 4.0 | 2 | 1 | 1 | 3 | 3 | 1 | 0 | 0 | 18 | .133 | 0 | 0 | 0 |
| Corey Harness | 3.27 | 1-1 | 4 | 3 | 0 | 0/0 | 0 | 11.0 | 11 | 8 | 4 | 6 | 11 | 5 | 0 | 2 | 50 | .262 | 1 | 0 | 0 |
| Kirk Boeller | 6.23 | 0-0 | 3 | 0 | 0 | 0/0 | 0 | 4.1 | 7 | 8 | 3 | 2 | 3 | 1 | 1 | 0 | 23 | .412 | 1 | 1 | 0 |
| Michael Adamson | 6.75 | 0-0 | 1 | 0 | 0 | 0/0 | 0 | 1.1 | 0 | 1 | 1 | 1 | 1 | 0 | 0 | 0 | 7 | .000 | 0 | 2 | 0 |
| Jon Dicus | 9.00 | 0-0 | 1 | 0 | 0 | 0/0 | 0 | 2.0 | 3 | 2 | 2 | 2 | 1 | 0 | 0 | 0 | 11 | .333 | 1 | 0 | 0 |
| Nick Thomas | 27.00 | 0-0 | 1 | 1 | 0 | 0/0 | 0 | 1.0 | 3 | 3 | 3 | 2 | 1 | 1 | 0 | 0 | 8 | .500 | 1 | 0 | 0 |
| Jacob Wentz | 27.00 | 0-1 | 1 | 0 | 0 | 0/0 | 0 | 1.0 | 3 | 3 | 3 | 0 | 0 | 0 | 0 | 0 | 6 | .750 | 0 | 1 | 0 |
| Jordan Underwood | 99.00 | 0-0 | 1 | 0 | 0 | 0/0 | 0 | 0.0 | 1 | 1 | 1 | 2 | 0 | 1 | 0 | 0 | 3 | 1.000 | 0 | 0 | 0 |
| Josh Syberg | 99.00 | 0-1 | 1 | 1 | 0 | 0/0 | 0 | 0.1 | 4 | 4 | 4 | 1 | 0 | 2 | 0 | 0 | 6 | .800 | 0 | 0 | 0 |
| Totals | 7.59 | 1-3 | 5 | 5 | 0 | 0/0 | 0 | 26.1 | 35 | 32 | 22 | 21 | 21 | 12 | 1 | 2 | 139 | .252 | 4 | 4 | 1 |

vs. Tennessee Tech

| Name | Avg. | GP-GS | AB | R | H | 2B | 3B | HR | RBI | TB | SLG% | BB | HBP | SO | GDP | OB% | SF | SH | SB-ATT | PO | A | E | Fld% |
|-----------------|-------------|--------------|------------|-----------|-----------|-----------|----------|-----------|-----------|------------|-------------|-----------|----------|-----------|----------|-------------|----------|----------|-------------|-----------|-----------|----------|-------------|
| Tim Rupp | .500 | 3-3 | 10 | 1 | 5 | 2 | 0 | 0 | 3 | 7 | .700 | 1 | 0 | 3 | 0 | .545 | 0 | 1 | 1-1 | 1 | 7 | 2 | .800 |
| Michael Adamson | .455 | 3-3 | 11 | 4 | 5 | 1 | 1 | 0 | 0 | 8 | .727 | 1 | 1 | 1 | 0 | .538 | 0 | 0 | 0-0 | 4 | 1 | 0 | 1.000 |
| Trenton Moses | .444 | 8-8 | 27 | 7 | 12 | 5 | 0 | 0 | 4 | 17 | .630 | 3 | 2 | 5 | 0 | .515 | 1 | 0 | 0-1 | 1 | 12 | 1 | .929 |
| Ky Burgess | .400 | 3-1 | 5 | 1 | 2 | 1 | 0 | 1 | 1 | 6 | 1.200 | 0 | 0 | 1 | 0 | .400 | 0 | 0 | 0-0 | 0 | 0 | 0 | - |
| Louie Haseltine | .400 | 7-6 | 25 | 8 | 10 | 2 | 0 | 5 | 14 | 27 | 1.080 | 1 | 1 | 7 | 0 | .429 | 1 | 0 | 0-0 | 14 | 0 | 0 | 1.000 |
| Blake Slattery | .357 | 4-3 | 14 | 2 | 5 | 0 | 1 | 0 | 1 | 7 | .500 | 0 | 0 | 1 | 0 | .357 | 0 | 0 | 0-0 | 7 | 0 | 0 | 1.000 |
| Casey Jones | .333 | 3-3 | 12 | 3 | 4 | 0 | 0 | 2 | 4 | 10 | .833 | 1 | 0 | 1 | 1 | .385 | 0 | 0 | 0-0 | 0 | 2 | 2 | .500 |
| Nick Harris | .280 | 11-11 | 50 | 11 | 14 | 4 | 1 | 2 | 7 | 26 | .520 | 3 | 0 | 15 | 0 | .321 | 0 | 0 | 4-4 | 12 | 0 | 0 | 1.000 |
| Kenton Parmley | .276 | 7-7 | 29 | 6 | 8 | 2 | 0 | 0 | 3 | 10 | .345 | 1 | 0 | 3 | 0 | .300 | 0 | 0 | 4-4 | 12 | 16 | 3 | .903 |
| Brett Russell | .111 | 3-3 | 9 | 2 | 1 | 0 | 0 | 0 | 0 | 1 | .111 | 1 | 0 | 3 | 0 | .200 | 0 | 0 | 0-1 | 7 | 1 | 0 | 1.000 |
| Kody Campbell | .111 | 4-3 | 9 | 1 | 1 | 0 | 0 | 0 | 0 | 1 | .111 | 0 | 1 | 5 | 0 | .200 | 0 | 0 | 0-0 | 10 | 0 | 0 | 1.000 |
| Jesse Tierney | .000 | 4-0 | 1 | 0 | 0 | 0 | 0 | 0 | 0 | 0 | .000 | 0 | 0 | 1 | 0 | .000 | 0 | 0 | 0-0 | 0 | 1 | 0 | 1.000 |
| Totals | .332 | 11-11 | 202 | 46 | 67 | 17 | 3 | 10 | 37 | 120 | .594 | 12 | 5 | 46 | 1 | .384 | 2 | 1 | 9-11 | 68 | 40 | 8 | .931 |

| Name | ERA | W-L | App. | GS | CG | SHO | SV | IP | H | R | ER | BB | SO | 2B | 3B | HR | AB | B/Avg. | WP | HB | BK |
|------------------|-------------|------------|----------|----------|----------|------------|----------|-------------|-----------|-----------|-----------|-----------|-----------|----------|----------|----------|------------|-------------|----------|----------|----------|
| Jacob Wentz | 0.00 | 0-0 | 1 | 0 | 0 | 0/0 | 0 | 6.0 | 7 | 3 | 2 | 3 | 3 | 1 | 0 | 0 | 26 | .318 | 0 | 1 | 0 |
| Shae Simmons | 0.00 | 1-0 | 2 | 0 | 0 | 0/0 | 1 | 1.2 | 0 | 0 | 0 | 1 | 2 | 0 | 0 | 0 | 6 | .000 | 1 | 0 | 0 |
| Jordan Underwood | 3.00 | 0-0 | 1 | 0 | 0 | 0/0 | 0 | 0.1 | 0 | 0 | 0 | 0 | 0 | 0 | 0 | 0 | 1 | .000 | 0 | 0 | 0 |
| Nick Thomas | 3.38 | 0-0 | 1 | 0 | 0 | 0/0 | 0 | 2.2 | 3 | 1 | 1 | 1 | 2 | 1 | 0 | 0 | 12 | .300 | 0 | 0 | 0 |
| Logan Mahon | 4.26 | 0-0 | 1 | 1 | 0 | 0/0 | 0 | 6.1 | 7 | 3 | 3 | 2 | 10 | 2 | 0 | 0 | 29 | .259 | 0 | 0 | 0 |
| Brad LaBruyere | 9.00 | 0-0 | 1 | 0 | 0 | 0/0 | 0 | 1.0 | 1 | 1 | 1 | 0 | 2 | 0 | 0 | 1 | 4 | .250 | 0 | 0 | 0 |
| Josh Syberg | 12.96 | 0-2 | 3 | 2 | 0 | 0/0 | 0 | 8.1 | 17 | 12 | 12 | 3 | 7 | 1 | 0 | 1 | 46 | .415 | 0 | 1 | 0 |
| Kirk Boeller | 27.00 | 0-0 | 1 | 0 | 0 | 0/0 | 0 | 0.2 | 1 | 2 | 2 | 1 | 1 | 1 | 0 | 0 | 4 | .333 | 0 | 0 | 0 |
| Jon Dicus | 27.00 | 0-0 | 1 | 0 | 0 | 0/0 | 0 | 1.1 | 1 | 4 | 4 | 3 | 1 | 0 | 0 | 0 | 8 | .200 | 0 | 0 | 0 |
| Michael Adamson | 54.00 | 0-1 | 2 | 0 | 0 | 0/0 | 0 | 0.2 | 5 | 6 | 4 | 1 | 0 | 1 | 0 | 2 | 9 | .625 | 1 | 0 | 0 |
| Totals | 9.00 | 1-3 | 4 | 3 | 0 | 0/0 | 1 | 29.0 | 42 | 32 | 29 | 15 | 28 | 7 | 0 | 4 | 145 | .290 | 2 | 2 | 0 |



Career Statistics Vs. 2011 Opponents

vs. Southern Illinois

| Name | Avg. | GP-GS | AB | R | H | 2B | 3B | HR | RBI | TB | SLG% | BB | HBP | SO | GDP | OB% | SF | SH | SB-ATT | PO | A | E | Fld% |
|-----------------|-------------|------------|------------|-----------|-----------|----------|----------|----------|-----------|-----------|-------------|-----------|----------|-----------|----------|-------------|----------|----------|------------|-----------|-----------|----------|-------------|
| Casey Jones | .800 | 2-2 | 10 | 2 | 8 | 0 | 0 | 2 | 11 | 14 | 1.400 | 2 | 0 | 0 | 0 | .833 | 0 | 0 | 0-0 | 10 | 1 | 0 | 1.000 |
| Michael Adamson | .455 | 2-2 | 11 | 6 | 5 | 1 | 0 | 1 | 2 | 9 | .818 | 1 | 0 | 1 | 0 | .500 | 0 | 0 | 0-0 | 3 | 0 | 0 | 1.000 |
| Kenton Parmley | .412 | 4-4 | 17 | 7 | 7 | 0 | 0 | 1 | 4 | 10 | .588 | 2 | 0 | 1 | 1 | .450 | 1 | 0 | 2-2 | 8 | 9 | 0 | 1.000 |
| Nick Harris | .375 | 6-6 | 24 | 4 | 9 | 0 | 0 | 1 | 3 | 12 | .500 | 3 | 0 | 4 | 1 | .444 | 0 | 0 | 1-1 | 12 | 15 | 0 | 1.000 |
| Louie Haseltine | .357 | 4-3 | 14 | 2 | 5 | 1 | 0 | 1 | 2 | 9 | .643 | 1 | 0 | 2 | 1 | .400 | 0 | 0 | 0-0 | 7 | 0 | 0 | 1.000 |
| Brett Russell | .333 | 1-1 | 3 | 2 | 1 | 0 | 0 | 0 | 0 | 1 | .333 | 1 | 0 | 1 | 0 | .500 | 0 | 0 | 0-0 | 3 | 0 | 0 | 1.000 |
| Blake Slattery | .267 | 4-4 | 15 | 3 | 4 | 0 | 0 | 0 | 0 | 4 | .267 | 0 | 2 | 1 | 1 | .353 | 0 | 0 | 3-3 | 5 | 0 | 0 | 1.000 |
| Ky Burgess | .250 | 1-1 | 4 | 0 | 1 | 0 | 0 | 0 | 0 | 1 | .250 | 0 | 1 | 2 | 0 | .400 | 0 | 0 | 0-0 | 0 | 0 | 0 | - |
| Jesse Tierney | .250 | 3-2 | 8 | 3 | 2 | 0 | 0 | 1 | 1 | 5 | .625 | 1 | 0 | 1 | 1 | .333 | 0 | 1 | 1-1 | 14 | 2 | 0 | 1.000 |
| Trenton Moses | .214 | 4-4 | 14 | 3 | 3 | 2 | 0 | 0 | 0 | 5 | .357 | 1 | 0 | 1 | 1 | .267 | 0 | 1 | 0-0 | 1 | 6 | 1 | .875 |
| Tim Rupp | .200 | 2-2 | 10 | 1 | 2 | 0 | 0 | 0 | 0 | 2 | .200 | 0 | 0 | 0 | 0 | .200 | 0 | 0 | 0-0 | 2 | 10 | 0 | 1.000 |
| Kody Campbell | .000 | 4-1 | 5 | 0 | 0 | 0 | 0 | 0 | 0 | 0 | .000 | 1 | 0 | 0 | 0 | .167 | 0 | 0 | 0-0 | 11 | 0 | 0 | 1.000 |
| Totals | .348 | 6-6 | 135 | 33 | 47 | 4 | 0 | 7 | 23 | 73 | .541 | 13 | 3 | 14 | 6 | .417 | 1 | 2 | 7-7 | 76 | 43 | 1 | .992 |

| Name | ERA | W-L | App. | GS | CG | SHO | SV | IP | H | R | ER | BB | SO | 2B | 3B | HR | AB | B/Avg. | WP | HB | BK |
|----------------|-------------|------------|----------|----------|----------|------------|----------|-------------|-----------|-----------|-----------|-----------|-----------|-----------|----------|----------|------------|-------------|----------|----------|----------|
| Shae Simmons | 0.00 | 0-0 | 1 | 0 | 0 | 0/0 | 0 | 1.0 | 1 | 0 | 0 | 0 | 1 | 0 | 0 | 0 | 4 | .250 | 0 | 0 | 0 |
| Nick Thomas | 0.00 | 1-0 | 1 | 1 | 0 | 0/0 | 0 | 6.0 | 4 | 0 | 0 | 0 | 6 | 0 | 0 | 0 | 22 | .182 | 0 | 0 | 0 |
| Corey Harness | 5.40 | 0-2 | 3 | 3 | 0 | 0/0 | 0 | 11.2 | 14 | 8 | 7 | 9 | 7 | 5 | 0 | 0 | 58 | .318 | 0 | 3 | 0 |
| Trent Wise | 6.00 | 0-0 | 1 | 0 | 0 | 0/0 | 0 | 3.0 | 3 | 2 | 2 | 0 | 0 | 1 | 0 | 0 | 13 | .250 | 0 | 1 | 0 |
| Kirk Boeller | 6.00 | 0-0 | 2 | 0 | 0 | 0/0 | 0 | 3.0 | 3 | 2 | 2 | 3 | 2 | 1 | 0 | 1 | 14 | .300 | 0 | 0 | 0 |
| Jacob Went | 9.00 | 0-0 | 1 | 0 | 0 | 0/0 | 0 | 1.0 | 1 | 1 | 1 | 3 | 0 | 0 | 0 | 0 | 7 | .250 | 0 | 0 | 0 |
| Brad LaBruyere | 27.00 | 0-0 | 3 | 1 | 0 | 0/0 | 0 | 2.1 | 10 | 7 | 7 | 2 | 2 | 3 | 0 | 1 | 20 | .518 | 0 | 1 | 0 |
| Jon Dicus | 27.00 | 0-0 | 1 | 0 | 0 | 0/0 | 0 | 2.0 | 5 | 6 | 6 | 0 | 2 | 0 | 0 | 1 | 11 | .500 | 1 | 1 | 0 |
| Totals | 6.75 | 1-2 | 5 | 5 | 0 | 0/0 | 0 | 30.0 | 41 | 26 | 25 | 17 | 20 | 10 | 0 | 3 | 149 | .275 | 1 | 6 | 0 |

vs. UT Martin

| Name | Avg. | GP-GS | AB | R | H | 2B | 3B | HR | RBI | TB | SLG% | BB | HBP | SO | GDP | OB% | SF | SH | SB-ATT | PO | A | E | Fld% |
|-----------------|-------------|------------|------------|-----------|-----------|----------|----------|-----------|-----------|-----------|-------------|-----------|----------|-----------|----------|-------------|----------|----------|------------|-----------|-----------|----------|-------------|
| Brett Russell | .545 | 3-3 | 11 | 5 | 6 | 1 | 0 | 2 | 4 | 13 | 1.182 | 0 | 0 | 1 | 0 | .545 | 0 | 0 | 0-0 | 19 | 0 | 0 | 1.000 |
| Michael Adamson | .500 | 3-3 | 12 | 3 | 6 | 0 | 0 | 1 | 6 | 9 | .750 | 1 | 0 | 0 | 0 | .500 | 1 | 0 | 0-0 | 7 | 1 | 0 | 1.000 |
| Nick Harris | .440 | 7-7 | 25 | 12 | 11 | 1 | 0 | 4 | 11 | 24 | .960 | 4 | 2 | 7 | 0 | .548 | 0 | 0 | 2-3 | 12 | 8 | 2 | .909 |
| Louie Haseltine | .375 | 6-6 | 24 | 3 | 9 | 0 | 0 | 1 | 4 | 12 | .500 | 3 | 0 | 3 | 1 | .444 | 0 | 0 | 1-1 | 10 | 0 | 0 | 1.000 |
| Tim Rupp | .364 | 3-3 | 11 | 2 | 4 | 0 | 0 | 0 | 2 | 4 | .364 | 1 | 0 | 2 | 0 | .417 | 0 | 0 | 1-1 | 7 | 7 | 1 | .933 |
| Kenton Parmley | .333 | 6-6 | 24 | 5 | 8 | 1 | 0 | 2 | 4 | 15 | .625 | 1 | 2 | 4 | 0 | .407 | 0 | 0 | 2-2 | 10 | 23 | 2 | .943 |
| Jesse Tierney | .286 | 5-1 | 7 | 2 | 2 | 1 | 0 | 0 | 1 | 3 | .429 | 0 | 0 | 1 | 0 | .250 | 1 | 0 | 0-0 | 7 | 1 | 0 | 1.000 |
| Casey Jones | .286 | 3-3 | 14 | 2 | 4 | 0 | 0 | 0 | 3 | 4 | .286 | 0 | 0 | 1 | 0 | .286 | 0 | 0 | 0-0 | 2 | 4 | 0 | 1.000 |
| Trenton Moses | .200 | 3-3 | 10 | 3 | 2 | 0 | 0 | 1 | 3 | 5 | .500 | 0 | 0 | 3 | 0 | .200 | 0 | 1 | 0-0 | 5 | 4 | 0 | 1.000 |
| Ky Burgess | .167 | 3-3 | 6 | 1 | 1 | 0 | 0 | 0 | 2 | 1 | .167 | 0 | 1 | 2 | 0 | .222 | 2 | 0 | 0-0 | 0 | 0 | 0 | - |
| Blake Slattery | .091 | 5-3 | 11 | 3 | 1 | 0 | 0 | 0 | 1 | 1 | .091 | 2 | 1 | 1 | 0 | .286 | 0 | 0 | 2-2 | 5 | 0 | 1 | .833 |
| Kody Campbell | .000 | 2-0 | 1 | 1 | 0 | 0 | 0 | 0 | 0 | 0 | .000 | 0 | 1 | 1 | 0 | .500 | 0 | 0 | 0-0 | 0 | 0 | 0 | - |
| Totals | .346 | 7-7 | 156 | 42 | 43 | 4 | 0 | 11 | 41 | 91 | .583 | 12 | 7 | 26 | 1 | .354 | 4 | 1 | 8-9 | 84 | 48 | 6 | .957 |

| Name | ERA | W-L | App. | GS | CG | SHO | SV | IP | H | R | ER | BB | SO | 2B | 3B | HR | AB | B/Avg. | WP | HB | BK |
|------------------|-------------|------------|----------|----------|----------|------------|----------|-------------|-----------|-----------|-----------|----------|-----------|----------|----------|----------|------------|-------------|----------|----------|----------|
| Jacob Went | 0.00 | 0-0 | 1 | 0 | 0 | 0/0 | 0 | 1.0 | 0 | 0 | 0 | 1 | 0 | 0 | 0 | 0 | 5 | .000 | 0 | 0 | 0 |
| Shae Simmons | 0.00 | 0-0 | 1 | 0 | 0 | 0/0 | 0 | 1.0 | 0 | 0 | 0 | 0 | 1 | 0 | 0 | 0 | 3 | .000 | 0 | 0 | 0 |
| Jordan Underwood | 1.29 | 1-0 | 1 | 1 | 0 | 0/0 | 0 | 7.0 | 5 | 1 | 1 | 4 | 4 | 1 | 0 | 1 | 28 | .217 | 0 | 1 | 0 |
| Josh Syberg | 3.00 | 1-0 | 1 | 1 | 0 | 0/0 | 0 | 6.0 | 6 | 2 | 2 | 0 | 3 | 0 | 1 | 0 | 24 | .273 | 0 | 1 | 0 |
| Michael Adamson | 6.75 | 0-0 | 1 | 0 | 0 | 0/0 | 0 | 1.1 | 2 | 1 | 1 | 0 | 3 | 1 | 0 | 0 | 5 | .400 | 0 | 0 | 0 |
| Brad LaBruyere | 6.75 | 0-0 | 1 | 0 | 0 | 0/0 | 0 | 1.1 | 1 | 2 | 1 | 0 | 0 | 0 | 0 | 1 | 5 | .250 | 0 | 0 | 0 |
| Corey Harness | 8.10 | 0-1 | 1 | 0 | 0 | 0/0 | 0 | 3.1 | 4 | 3 | 3 | 1 | 2 | 1 | 0 | 1 | 16 | .308 | 0 | 1 | 0 |
| Logan Mahon | 9.64 | 0-1 | 1 | 1 | 0 | 0/0 | 0 | 4.2 | 7 | 5 | 5 | 3 | 4 | 1 | 1 | 0 | 25 | .333 | 0 | 0 | 0 |
| Kirk Boeller | 21.60 | 0-0 | 1 | 0 | 0 | 0/0 | 0 | 1.2 | 5 | 4 | 4 | 0 | 0 | 2 | 0 | 1 | 9 | .556 | 0 | 0 | 0 |
| Totals | 5.65 | 2-2 | 3 | 3 | 0 | 0/0 | 0 | 27.1 | 30 | 18 | 17 | 9 | 17 | 6 | 2 | 4 | 165 | .182 | 0 | 3 | 0 |



Career Statistics Vs. 2011 Opponents

vs. Jacksonville State

| Name | Avg. | GP-GS | AB | R | H | 2B | 3B | HR | RBI | TB | SLG% | BB | HBP | SO | GDP | OB% | SF | SH | SB-ATT | PO | A | E | Fld% |
|-----------------|-------------|--------------|------------|-----------|-----------|----------|----------|----------|-----------|-----------|-------------|----------|----------|-----------|----------|-------------|----------|----------|------------|-----------|-----------|----------|-------------|
| Kody Campbell | .500 | 3-3 | 8 | 3 | 4 | 0 | 0 | 0 | 2 | 4 | .500 | 1 | 1 | 0 | 0 | .600 | 0 | 1 | 0-0 | 13 | 0 | 0 | 1.000 |
| Casey Jones | .500 | 2-2 | 8 | 3 | 4 | 2 | 0 | 1 | 4 | 9 | 1.125 | 0 | 0 | 0 | 0 | .500 | 0 | 0 | 0-0 | 0 | 2 | 0 | 1.000 |
| Kenton Parmley | .444 | 5-5 | 18 | 7 | 8 | 3 | 0 | 0 | 3 | 11 | .611 | 2 | 0 | 4 | 0 | .500 | 0 | 0 | 0-0 | 9 | 9 | 0 | 1.000 |
| Michael Adamson | .375 | 2-2 | 8 | 1 | 3 | 1 | 0 | 0 | 2 | 4 | .500 | 0 | 0 | 1 | 1 | .375 | 0 | 0 | 0-0 | 3 | 0 | 0 | 1.000 |
| Louie Haseltine | .353 | 5-5 | 17 | 4 | 6 | 0 | 0 | 2 | 4 | 12 | .706 | 2 | 0 | 3 | 0 | .421 | 0 | 0 | 0-0 | 7 | 0 | 1 | .875 |
| Tim Rupp | .286 | 2-2 | 7 | 1 | 2 | 0 | 0 | 0 | 0 | 2 | .286 | 0 | 0 | 1 | 0 | .286 | 0 | 0 | 0-1 | 5 | 5 | 0 | 1.000 |
| Blake Slattery | .267 | 6-5 | 15 | 3 | 4 | 0 | 0 | 1 | 3 | 7 | .467 | 1 | 0 | 5 | 0 | .313 | 0 | 0 | 1-1 | 9 | 0 | 0 | 1.000 |
| Brett Russell | .250 | 2-2 | 8 | 1 | 2 | 1 | 0 | 0 | 1 | 3 | .375 | 0 | 0 | 4 | 0 | .250 | 0 | 0 | 0-0 | 0 | 0 | 0 | - |
| Jesse Tierney | .250 | 3-1 | 4 | 0 | 1 | 0 | 0 | 0 | 1 | 1 | .250 | 0 | 0 | 1 | 0 | .250 | 0 | 1 | 0-0 | 8 | 1 | 0 | 1.000 |
| Nick Harris | .159 | 11-11 | 44 | 7 | 7 | 1 | 0 | 1 | 3 | 11 | .250 | 2 | 0 | 13 | 1 | .196 | 0 | 0 | 1-1 | 18 | 17 | 2 | .946 |
| Trenton Moses | .125 | 8-7 | 24 | 5 | 3 | 1 | 0 | 0 | 3 | 4 | .167 | 1 | 1 | 6 | 1 | .185 | 1 | 0 | 0-0 | 4 | 12 | 2 | .889 |
| Totals | .254 | 11-11 | 161 | 35 | 44 | 9 | 0 | 5 | 26 | 68 | .422 | 9 | 2 | 38 | 3 | .320 | 1 | 2 | 2-3 | 76 | 46 | 2 | .984 |

| Name | ERA | W-L | App. | GS | CG | SHO | SV | IP | H | R | ER | BB | SO | 2B | 3B | HR | AB | B/Avg. | WP | HB | BK |
|------------------|-------------|------------|----------|----------|----------|------------|----------|-------------|-----------|-----------|-----------|-----------|-----------|----------|----------|----------|------------|-------------|----------|----------|----------|
| Corey Harness | 0.00 | 0-0 | 1 | 0 | 0 | 0/0 | 0 | 1.0 | 0 | 0 | 0 | 0 | 1 | 0 | 0 | 0 | 3 | .000 | 0 | 0 | 0 |
| Brad LaBruyere | 0.00 | 0-0 | 2 | 0 | 0 | 0/0 | 0 | 3.1 | 4 | 2 | 0 | 0 | 5 | 2 | 0 | 0 | 16 | .267 | 0 | 1 | 0 |
| Shae Simmons | 0.00 | 0-0 | 1 | 0 | 0 | 0/0 | 1 | 2.0 | 1 | 0 | 0 | 1 | 2 | 0 | 0 | 0 | 8 | .143 | 0 | 0 | 0 |
| Josh Syberg | 3.94 | 1-0 | 3 | 2 | 0 | 0/0 | 0 | 16.0 | 16 | 7 | 7 | 7 | 10 | 3 | 1 | 3 | 70 | .262 | 0 | 1 | 0 |
| Nick Thomas | 6.00 | 1-0 | 1 | 0 | 0 | 0/0 | 0 | 6.0 | 7 | 4 | 4 | 1 | 6 | 1 | 2 | 0 | 26 | .304 | 2 | 1 | 0 |
| Jordan Underwood | 7.71 | 0-0 | 1 | 1 | 0 | 0/0 | 0 | 2.1 | 7 | 5 | 2 | 1 | 2 | 1 | 0 | 1 | 15 | .500 | 0 | 0 | 1 |
| Logan Mahon | 9.00 | 0-0 | 1 | 1 | 0 | 0/0 | 0 | 1.0 | 2 | 1 | 1 | 3 | 1 | 0 | 0 | 1 | 7 | .500 | 0 | 0 | 0 |
| Totals | 4.04 | 2-0 | 5 | 4 | 0 | 0/0 | 1 | 31.2 | 37 | 19 | 14 | 13 | 27 | 7 | 3 | 5 | 145 | .255 | 2 | 3 | 1 |

vs. Murray State

| Name | Avg. | GP-GS | AB | R | H | 2B | 3B | HR | RBI | TB | SLG% | BB | HBP | SO | GDP | OB% | SF | SH | SB-ATT | PO | A | E | Fld% |
|-----------------|-------------|--------------|------------|-----------|-----------|----------|----------|----------|-----------|-----------|-------------|-----------|----------|-----------|----------|-------------|----------|----------|-------------|-----------|-----------|----------|-------------|
| Michael Adamson | .462 | 3-3 | 13 | 3 | 6 | 0 | 0 | 0 | 2 | 6 | .462 | 2 | 0 | 1 | 0 | .533 | 0 | 0 | 1-1 | 3 | 1 | 2 | .667 |
| Casey Jones | .417 | 3-3 | 12 | 1 | 5 | 2 | 0 | 0 | 3 | 7 | .583 | 1 | 0 | 3 | 0 | .429 | 1 | 0 | 0-0 | 0 | 1 | 0 | 1.000 |
| Kody Campbell | .400 | 2-2 | 5 | 2 | 2 | 1 | 0 | 0 | 2 | 3 | .600 | 2 | 0 | 0 | 0 | .500 | 1 | 0 | 0-0 | 0 | 0 | 0 | - |
| Louie Haseltine | .333 | 5-4 | 12 | 4 | 4 | 1 | 0 | 0 | 2 | 5 | .417 | 0 | 3 | 3 | 0 | .438 | 1 | 0 | 0-0 | 6 | 1 | 0 | 1.000 |
| Jesse Tierney | .286 | 4-1 | 7 | 0 | 2 | 0 | 0 | 0 | 2 | 2 | .286 | 0 | 0 | 1 | 0 | .286 | 0 | 1 | 0-0 | 9 | 2 | 0 | 1.000 |
| Nick Harris | .263 | 10-10 | 38 | 5 | 10 | 2 | 1 | 2 | 8 | 20 | .526 | 2 | 1 | 2 | 1 | .317 | 0 | 2 | 3-5 | 16 | 11 | 2 | .931 |
| Brett Russell | .250 | 3-3 | 8 | 2 | 2 | 0 | 0 | 0 | 1 | 2 | .250 | 5 | 0 | 1 | 0 | .538 | 0 | 0 | 1-1 | 23 | 4 | 0 | 1.000 |
| Ky Burgess | .250 | 3-2 | 4 | 1 | 1 | 0 | 0 | 0 | 1 | 1 | .250 | 0 | 2 | 2 | 0 | .500 | 0 | 0 | 0-0 | 2 | 0 | 0 | 1.000 |
| Blake Slattery | .182 | 3-3 | 11 | 3 | 2 | 0 | 0 | 0 | 2 | 2 | .182 | 1 | 1 | 2 | 0 | .308 | 0 | 0 | 1-2 | 9 | 0 | 1 | .900 |
| Trenton Moses | .167 | 6-6 | 18 | 2 | 3 | 0 | 0 | 0 | 1 | 3 | .167 | 0 | 2 | 4 | 0 | .250 | 0 | 1 | 1-1 | 1 | 3 | 2 | .667 |
| Kenton Parmley | .130 | 6-6 | 23 | 5 | 3 | 1 | 0 | 1 | 4 | 7 | .403 | 2 | 0 | 5 | 1 | .200 | 0 | 0 | 0-0 | 16 | 20 | 2 | .947 |
| Tim Rupp | .111 | 3-3 | 9 | 1 | 1 | 0 | 0 | 1 | 4 | 4 | .444 | 1 | 0 | 2 | 1 | .167 | 2 | 1 | 0-0 | 7 | 5 | 0 | 1.000 |
| Totals | .256 | 10-10 | 160 | 29 | 41 | 7 | 1 | 4 | 32 | 62 | .388 | 16 | 9 | 26 | 3 | .357 | 5 | 5 | 7-10 | 92 | 48 | 9 | .940 |

| Name | ERA | W-L | App. | GS | CG | SHO | SV | IP | H | R | ER | BB | SO | 2B | 3B | HR | AB | B/Avg. | WP | HB | BK |
|------------------|--------------|------------|----------|----------|----------|------------|----------|-------------|-----------|-----------|-----------|-----------|-----------|-----------|----------|----------|------------|-------------|----------|----------|----------|
| Logan Mahon | 5.87 | 0-0 | 2 | 1 | 0 | 0/0 | 0 | 7.2 | 7 | 5 | 5 | 6 | 6 | 2 | 1 | 0 | 35 | .241 | 0 | 0 | 0 |
| Josh Syberg | 7.50 | 0-1 | 3 | 2 | 0 | 0/0 | 0 | 12.0 | 17 | 12 | 10 | 2 | 13 | 2 | 0 | 1 | 54 | .347 | 0 | 1 | 0 |
| Nick Thomas | 8.10 | 0-0 | 2 | 1 | 0 | 0/0 | 0 | 6.2 | 10 | 7 | 6 | 2 | 3 | 3 | 0 | 1 | 32 | .333 | 0 | 0 | 0 |
| Michael Adamson | 13.50 | 0-1 | 1 | 0 | 0 | 0/0 | 0 | 2.0 | 5 | 3 | 3 | 0 | 2 | 1 | 0 | 1 | 10 | .500 | 0 | 0 | 0 |
| Shae Simmons | 18.00 | 0-1 | 1 | 0 | 0 | 0/0 | 0 | 1.0 | 2 | 2 | 2 | 1 | 1 | 1 | 0 | 1 | 5 | .500 | 0 | 0 | 0 |
| Kirk Boeller | 31.50 | 0-0 | 2 | 0 | 0 | 0/0 | 0 | 2.0 | 7 | 8 | 7 | 4 | 0 | 1 | 0 | 0 | 17 | .538 | 1 | 0 | 0 |
| Jordan Underwood | 99.00 | 0-1 | 1 | 1 | 0 | 0/0 | 0 | 0.0 | 5 | 6 | 3 | 0 | 0 | 2 | 0 | 0 | 6 | .833 | 0 | 0 | 0 |
| Totals | 10.42 | 1-4 | 4 | 5 | 0 | 0/0 | 0 | 31.1 | 53 | 43 | 36 | 15 | 25 | 12 | 1 | 4 | 159 | .333 | 1 | 1 | 0 |



Career Statistics Vs. 2011 Opponents

vs. Austin Peay

| Name | Avg. | GP-GS | AB | R | H | 2B | 3B | HR | RBI | TB | SLG% | BB | HBP | SO | GDP | OB% | SF | SH | SB-ATT | PO | A | E | Fld% |
|-----------------|-------------|--------------|------------|-----------|-----------|-----------|----------|----------|-----------|-----------|-------------|-----------|----------|-----------|----------|-------------|----------|----------|--------------|-----------|-----------|----------|-------------|
| Tim Rupp | .625 | 3-3 | 8 | 1 | 5 | 2 | 0 | 0 | 5 | 7 | .875 | 1 | 0 | 0 | 0 | .600 | 1 | 0 | 0-1 | 4 | 12 | 0 | 1.000 |
| Louie Haseltine | .417 | 6-6 | 24 | 6 | 10 | 2 | 0 | 3 | 11 | 21 | .875 | 3 | 1 | 4 | 0 | .500 | 0 | 0 | 3-3 | 9 | 0 | 0 | 1.000 |
| Brett Russell | .375 | 3-3 | 8 | 2 | 3 | 1 | 0 | 0 | 3 | 4 | .500 | 3 | 0 | 4 | 0 | .545 | 0 | 0 | 0-0 | 31 | 4 | 1 | .972 |
| Nick Harris | .350 | 10-10 | 40 | 8 | 14 | 5 | 0 | 0 | 10 | 19 | .475 | 1 | 1 | 10 | 1 | .356 | 3 | 1 | 4-4 | 18 | 14 | 5 | .865 |
| Jesse Tierney | .300 | 5-3 | 10 | 0 | 3 | 0 | 0 | 0 | 0 | 3 | .300 | 1 | 0 | 2 | 0 | .364 | 0 | 0 | 0-0 | 9 | 0 | 0 | 1.000 |
| Michael Adamson | .273 | 3-3 | 11 | 2 | 3 | 0 | 0 | 1 | 1 | 6 | .545 | 2 | 0 | 0 | 0 | .385 | 0 | 0 | 0-0 | 3 | 0 | 2 | .600 |
| Kenton Parmley | .261 | 6-6 | 23 | 4 | 6 | 0 | 0 | 0 | 1 | 6 | .261 | 3 | 0 | 2 | 1 | .346 | 0 | 0 | 3-3 | 7 | 25 | 0 | 1.000 |
| Blake Slattery | .143 | 7-7 | 21 | 3 | 3 | 1 | 0 | 0 | 2 | 4 | .190 | 2 | 0 | 9 | 2 | .217 | 0 | 1 | 0-1 | 15 | 0 | 0 | 1.000 |
| Trenton Moses | .105 | 7-7 | 19 | 6 | 2 | 0 | 0 | 0 | 2 | 2 | .105 | 8 | 2 | 5 | 1 | .414 | 0 | 0 | 1-1 | 1 | 12 | 0 | 1.000 |
| Casey Jones | .083 | 3-3 | 12 | 2 | 1 | 0 | 0 | 0 | 1 | 1 | .083 | 1 | 0 | 3 | 0 | .154 | 0 | 0 | 0-0 | 0 | 5 | 0 | 1.000 |
| Totals | .284 | 10-10 | 176 | 34 | 50 | 11 | 0 | 4 | 36 | 73 | .415 | 25 | 4 | 39 | 6 | .385 | 4 | 2 | 11-13 | 97 | 72 | 8 | .955 |

| Name | ERA | W-L | App. | GS | CG | SHO | SV | IP | H | R | ER | BB | SO | 2B | 3B | HR | AB | B/Avg. | WP | HB | BK |
|------------------|-------------|------------|-----------|----------|----------|------------|----------|-------------|-----------|-----------|-----------|-----------|-----------|-----------|----------|----------|------------|-------------|----------|----------|----------|
| Shae Simmons | 0.00 | 0-0 | 1 | 1 | 0 | 0/0 | 0 | 5.0 | 2 | 1 | 0 | 1 | 3 | 0 | 0 | 0 | 20 | .125 | 0 | 1 | 1 |
| Trent Wise | 0.00 | 0-0 | 1 | 0 | 0 | 0/0 | 0 | 3.0 | 2 | 0 | 0 | 3 | 2 | 0 | 0 | 0 | 13 | .200 | 0 | 0 | 0 |
| Kirk Boeller | 0.00 | 0-0 | 2 | 0 | 0 | 0/0 | 0 | 2.0 | 3 | 0 | 0 | 1 | 0 | 1 | 0 | 0 | 10 | .333 | 1 | 0 | 0 |
| Jordan Underwood | 1.35 | 1-0 | 1 | 1 | 0 | 0/0 | 0 | 6.2 | 6 | 2 | 1 | 3 | 3 | 2 | 1 | 0 | 29 | .240 | 1 | 1 | 0 |
| Jon Dicus | 4.50 | 0-0 | 1 | 0 | 0 | 0/0 | 0 | 2.0 | 3 | 1 | 1 | 0 | 0 | 2 | 0 | 0 | 9 | .333 | 0 | 0 | 0 |
| Nick Thomas | 10.12 | 0-1 | 1 | 1 | 0 | 0/0 | 0 | 5.1 | 8 | 8 | 6 | 1 | 0 | 1 | 0 | 1 | 27 | .348 | 0 | 1 | 0 |
| Brad LaBruyere | 10.80 | 0-0 | 2 | 0 | 0 | 0/0 | 0 | 3.1 | 7 | 7 | 4 | 0 | 3 | 1 | 1 | 0 | 19 | .389 | 0 | 1 | 0 |
| Josh Syberg | 16.20 | 0-0 | 2 | 2 | 0 | 0/0 | 0 | 5.0 | 14 | 10 | 9 | 1 | 4 | 6 | 0 | 0 | 30 | .538 | 1 | 1 | 1 |
| Totals | 3.77 | 1-1 | 11 | 5 | 0 | 0/0 | 0 | 50.1 | 45 | 29 | 21 | 10 | 15 | 13 | 2 | 1 | 145 | .310 | 3 | 5 | 2 |

vs. Eastern Illinois

| Name | Avg. | GP-GS | AB | R | H | 2B | 3B | HR | RBI | TB | SLG% | BB | HBP | SO | GDP | OB% | SF | SH | SB-ATT | PO | A | E | Fld% |
|-----------------|-------------|------------|------------|-----------|-----------|-----------|----------|----------|-----------|-----------|-------------|-----------|----------|-----------|----------|-------------|----------|----------|------------|------------|-----------|----------|-------------|
| Kody Campbell | .500 | 3-2 | 4 | 1 | 2 | 1 | 0 | 0 | 0 | 3 | .750 | 1 | 0 | 0 | 0 | .600 | 0 | 1 | 0-0 | 8 | 0 | 0 | 1.000 |
| Tim Rupp | .412 | 4-4 | 17 | 4 | 7 | 3 | 0 | 0 | 4 | 10 | .588 | 1 | 0 | 4 | 0 | .444 | 0 | 0 | 0-0 | 6 | 9 | 1 | .938 |
| Kenton Parmley | .409 | 5-5 | 22 | 3 | 9 | 2 | 0 | 0 | 2 | 11 | .500 | 0 | 1 | 2 | 1 | .417 | 1 | 0 | 1-1 | 14 | 13 | 1 | .964 |
| Blake Slattery | .400 | 6-5 | 20 | 2 | 6 | 2 | 0 | 0 | 3 | 8 | .400 | 1 | 0 | 6 | 1 | .333 | 0 | 0 | 2-2 | 10 | 0 | 0 | 1.000 |
| Jesse Tierney | .353 | 5-4 | 17 | 3 | 6 | 0 | 0 | 0 | 1 | 6 | .253 | 0 | 0 | 2 | 0 | .353 | 0 | 1 | 0-2 | 4 | 0 | 0 | 1.000 |
| Brett Russell | .313 | 4-4 | 16 | 0 | 5 | 1 | 0 | 0 | 1 | 6 | .375 | 1 | 0 | 3 | 0 | .353 | 0 | 1 | 0-0 | 22 | 1 | 1 | .958 |
| Michael Adamson | .278 | 4-4 | 18 | 4 | 5 | 3 | 1 | 0 | 5 | 10 | .556 | 2 | 0 | 3 | 0 | .333 | 1 | 0 | 0-0 | 8 | 1 | 0 | 1.000 |
| Casey Jones | .267 | 4-4 | 15 | 2 | 4 | 2 | 0 | 0 | 2 | 6 | .400 | 4 | 0 | 5 | 0 | .421 | 0 | 0 | 0-0 | 4 | 5 | 1 | .900 |
| Trenton Moses | .227 | 6-6 | 22 | 2 | 5 | 1 | 0 | 1 | 4 | 9 | .409 | 1 | 0 | 4 | 1 | .250 | 1 | 0 | 0-0 | 2 | 10 | 1 | .923 |
| Nick Harris | .200 | 9-9 | 35 | 7 | 7 | 2 | 0 | 0 | 7 | 9 | .257 | 5 | 0 | 10 | 1 | .286 | 2 | 0 | 1-2 | 20 | 9 | 1 | .967 |
| Louie Haseltine | .176 | 7-6 | 17 | 4 | 3 | 1 | 0 | 1 | 2 | 7 | .412 | 6 | 1 | 8 | 1 | .400 | 1 | 0 | 0-0 | 13 | 0 | 1 | .929 |
| Ky Burgess | .000 | 1-0 | 1 | 0 | 0 | 0 | 0 | 0 | 0 | 0 | .000 | 0 | 0 | 0 | 0 | .000 | 0 | 0 | 0-0 | 0 | 0 | 0 | - |
| Totals | .289 | 9-9 | 204 | 32 | 59 | 18 | 1 | 2 | 31 | 85 | .416 | 22 | 2 | 47 | 5 | .364 | 6 | 3 | 4-7 | 111 | 48 | 7 | .958 |

| Name | ERA | W-L | App. | GS | CG | SHO | SV | IP | H | R | ER | BB | SO | 2B | 3B | HR | AB | B/Avg. | WP | HB | BK |
|------------------|-------------|------------|----------|----------|----------|------------|----------|-------------|-----------|-----------|-----------|-----------|-----------|-----------|----------|----------|------------|-------------|----------|----------|----------|
| Kirk Boeller | 0.00 | 0-0 | 1 | 0 | 0 | 0/1 | 0 | 2.0 | 3 | 0 | 0 | 0 | 1 | 0 | 0 | 0 | 9 | .333 | 0 | 0 | 0 |
| Corey Harness | 0.00 | 0-0 | 1 | 0 | 0 | 0/1 | 0 | 1.0 | 0 | 0 | 0 | 0 | 0 | 0 | 0 | 0 | 3 | .000 | 0 | 0 | 0 |
| Logan Mahon | 0.00 | 0-0 | 1 | 0 | 0 | 0/1 | 0 | 1.0 | 1 | 0 | 0 | 0 | 0 | 0 | 0 | 0 | 5 | .250 | 0 | 1 | 0 |
| Jordan Underwood | 1.59 | 1-0 | 2 | 2 | 0 | 0/1 | 0 | 11.1 | 9 | 3 | 2 | 3 | 6 | 1 | 0 | 0 | 47 | .214 | 1 | 2 | 0 |
| Trent Wise | 10.80 | 0-0 | 2 | 0 | 0 | 0/0 | 0 | 1.2 | 3 | 2 | 2 | 2 | 2 | 0 | 0 | 0 | 10 | .375 | 0 | 0 | 0 |
| Shae Simmons | 13.50 | 0-2 | 2 | 1 | 0 | 0/0 | 0 | 5.0 | 11 | 10 | 9 | 5 | 6 | 4 | 0 | 0 | 34 | .423 | 0 | 0 | 0 |
| Nick Thomas | 15.75 | 0-1 | 1 | 1 | 0 | 0/0 | 0 | 4.0 | 6 | 7 | 7 | 2 | 4 | 2 | 0 | 2 | 21 | .353 | 0 | 1 | 0 |
| Josh Syberg | 16.20 | 0-0 | 2 | 1 | 0 | 0/0 | 0 | 5.0 | 10 | 10 | 9 | 6 | 2 | 2 | 0 | 0 | 32 | .455 | 0 | 2 | 0 |
| Jon Dicus | 13.50 | 0-0 | 1 | 0 | 0 | 0/0 | 0 | 0.2 | 2 | 1 | 1 | 0 | 0 | 1 | 0 | 0 | 4 | .500 | 0 | 0 | 0 |
| Brad LaBruyere | 18.00 | 0-0 | 2 | 0 | 0 | 0/0 | 0 | 2.0 | 5 | 5 | 4 | 2 | 1 | 0 | 0 | 2 | 14 | .417 | 0 | 0 | 0 |
| Totals | 9.22 | 1-3 | 5 | 5 | 0 | 0/4 | 0 | 33.2 | 50 | 38 | 34 | 20 | 22 | 10 | 0 | 4 | 179 | .279 | 1 | 6 | 0 |



RECORDS AND HISTORY

GOSOUTHEAST.COM



Single-Season Hitting

Games Played

| | |
|---------------------------------|----|
| 1. Eric Horstman, 2005 | 59 |
| Frank Montiel, 2005 | 59 |
| 3. Bo Jenkins, 2005 | 58 |
| 4. Ernie Bracamonte, 2004 | 57 |
| Eric Horstman, 2004 | 57 |
| Bo Jenkins, 2004 | 57 |
| Jeremy Johnson, 1997 | 57 |
| 8. 13 players tied | 56 |

(Last by Nick Harris and Jim Klocke in 2007)

Batting Average

(Minimum 70 At-Bats)

| | |
|--------------------------------|------|
| 1. Dan Shy, 1989 | .489 |
| 2. Chris Shadowens, 1986 | .441 |
| 3. Todd Shylanski, 1991 | .439 |
| 4. Dan Patterson, 1984 | .438 |
| 5. Lon Steward, 1986 | .433 |
| 6. Steve Vaughn, 1965 | .429 |
| 7. LaMonte Collier, 1997 | .426 |
| 8. Chris Janet, 1982 | .418 |
| 9. Brent Wood, 1982 | .415 |
| 10. Jeremy Johnson, 1999 | .412 |

At-Bats

| | |
|---------------------------------|-----|
| 1. Michael Adamson, 2010 ... | 237 |
| Kenton Parmley, 2010 | 237 |
| 3. Jim Klocke, 2010 | 230 |
| 4. Ernie Bracamonte, 2004 | 229 |
| Denver Stuckey, 2002 | 229 |
| 6. Nick Harris, 2007 | 228 |
| Eric Horstman, 2004 | 228 |
| Kyle Yount, 1998 | 228 |
| 9. Eric Horstman, 2005 | 227 |
| 10. Kerry Robinson, 1995 | 226 |

Runs Scored

| | |
|-------------------------------|----|
| 1. Kenton Parmley, 2010 | 67 |
| 2. Michael Adamson, 2010 | 63 |
| 3. Charlie Marino, 1998 | 62 |
| 4. Eric Horstman, 2004 | 61 |
| Jeremy Johnson, 2000 | 61 |
| 5. Jim Klocke, 2010 | 59 |
| 6. Brian Hopkins, 2003 | 58 |
| Vern Hatton, 2002 | 58 |
| 7. Kevin Meyer, 2000 | 57 |
| Jeremy Johnson, 1997 | 57 |
| Kerry Robinson, 1995 | 57 |

Hits

| | |
|----------------------------------|----|
| 1. Michael Adamson, 2010 | 92 |
| 2. Kenton Parmley, 2010 | 90 |
| 3. Kerry Robinson, 1995 | 87 |
| 4. LaMonte Collier, 1997 | 86 |
| 5. Jim Klocke, 2010 | 85 |
| 6. Eric Horstman, 2004 | 84 |
| 7. Casey Jones, 2010 | 82 |
| Vern Hatton, 2002 | 82 |
| 10. Ernie Bracamonte, 2004 | 81 |
| Brian Hopkins, 2003 | 81 |

Doubles

| | |
|-------------------------------|----|
| 1. Kevin Meyer, 2000 | 25 |
| 2. Michael Adamson, 2010 | 23 |
| 3. Frank Montiel, 2004 | 22 |
| Jim Klocke, 2010 | 22 |
| 5. Jim Klocke, 2009 | 20 |
| Clemente Bonilla, 2001 | 20 |
| LaMonte Collier, 1997 | 20 |
| 8. Eric Horstman, 2004 | 19 |
| Zach Borowiak, 2003 | 19 |
| Brian Hopkins, 2003 | 19 |
| Clemente Bonilla, 2002 | 19 |
| Jeff Bourbon, 1999 | 19 |
| Jeremy Johnson, 1998 | 19 |

Triples

| | |
|------------------------------|---|
| 1. Vern Hatton, 2002 | 9 |
| 2. Steve Vaughn, 1965 | 8 |
| 3. Scott Hopper, 1995 | 7 |
| 4. Eric Horstman, 2004 | 5 |
| Jeremy Johnson, 1999 | 5 |
| Steve Lowe, 1999 | 5 |
| Kerry Robinson, 1995 | 5 |
| Steve Bieser, 1989 | 5 |
| Dan Shy, 1989 | 5 |
| 10. 10 players tied | 4 |

(Last by Nick Harris in 2008)

Home Runs

| | |
|--------------------------------|----|
| 1. Charlie Marino, 1998 | 21 |
| 2. Dan Patterson, 1985 | 20 |
| 3. Jeremy Johnson, 2000 | 19 |
| 4. Brian Hopkins, 2003 | 18 |
| Steve Williams, 1983 | 18 |
| 6. Louie Haseltine, 2010 | 17 |
| Darin Kinsolving, 2000 | 17 |
| Charlie Marino, 2000 | 17 |
| Kerry Kumer, 1987 | 17 |
| 9. Dan Shy, 1989 | 16 |
| Mark Simmons, 1985 | 16 |
| Steve Williams, 1982 | 16 |

Runs Batted In

| | |
|--------------------------------|----|
| 1. Brian Schaefer, 1995 | 67 |
| 2. Jim Klocke, 2010 | 66 |
| Casey Jones, 2010 | 66 |
| 4. Charlie Marino, 2000 | 64 |
| 5. Zach Borowiak, 2003 | 59 |
| Brian Hopkins, 2003 | 59 |
| 7. Tyrell Cummings, 2008 | 58 |
| Vern Hatton, 2002 | 58 |
| 9. Matt Wagner, 2008 | 57 |
| Darin Kinsolving, 2000 | 57 |
| Chris Shadowens, 1986 | 57 |

Walks

| | |
|---------------------------------|----|
| 1. Clemente Bonilla, 2001 | 61 |
| 2. Clemente Bonilla, 2002 | 54 |
| 3. Clemente Bonilla, 1999 | 53 |
| 4. Jeremy Johnson, 2000 | 42 |
| 5. Clemente Bonilla, 2000 | 39 |

| | |
|---------------------------------|----|
| Steve Bieser, 1989 | 39 |
| 7. Darin Kinsolving, 2000 | 38 |
| 8. Jeff Morris, 1983 | 37 |
| Russ Deal, 1982 | 37 |
| 10. 3 players tied | 36 |

Strikeouts

| | |
|--------------------------------|----|
| 1. Bo Jenkins, 2004 | 70 |
| 2. Daniel Schuh, 2006 | 57 |
| 3. Louie Haseltine, 2010 | 54 |
| Robert Kern, 1998 | 54 |
| 5. Charlie Marino, 2000 | 52 |
| 6. Jeremy Johnson, 1998 | 50 |
| Charlie Marino, 1998 | 50 |
| Scott Hopper, 1995 | 50 |
| 9. Bo Jenkins, 2005 | 49 |
| Jordan Payne, 2005 | 49 |
| Brian Schaefer, 1994 | 49 |

Hit By Pitch

| | |
|-------------------------------|----|
| 1. Jeremy Johnson, 1998 | 15 |
| Charlie Marino, 1998 | 15 |
| 3. Omar Padilla, 2006 | 14 |
| Jim Gerwitz, 1997 | 14 |
| 5. Daryl Graham, 2007 | 13 |
| Omar Padilla, 2007 | 13 |
| Eric Horstman, 2005 | 13 |
| Vern Hatton, 2001 | 13 |
| 9. Daryl Graham, 2006 | 12 |
| Brady Noll, 2004 | 12 |
| Jim King, 1971 | 12 |

Total Bases

| | |
|--------------------------------|-----|
| 1. Brian Hopkins, 2003 | 160 |
| 2. Jeremy Johnson, 2000 | 151 |
| 3. Jim Klocke, 2010 | 146 |
| 4. Vern Hatton, 2002 | 144 |
| Charlie Marino, 1998 | 144 |
| 6. Jeremy Johnson, 1999 | 141 |
| 7. Michael Adamson, 2010 ... | 139 |
| 8. Zach Borowiak, 2003 | 138 |
| 9. Dan Shy, 1989 | 136 |
| 10. Kenton Parmley, 2010 | 135 |

Slugging Percentage

(Minimum 70 At-Bats)

| | |
|--------------------------------|------|
| 1. Dan Shy, 1989 | .965 |
| 2. Steve Vaughn, 1965 | .943 |
| 3. Dan Patterson, 1985 | .854 |
| 4. Kerry Kumer, 1987 | .853 |
| 5. Dan Patterson, 1984 | .850 |
| 6. Chris Shadowens, 1986 | .832 |
| 7. Steve Williams, 1982 | .823 |
| 8. Steve Williams, 1983 | .814 |
| 9. Brian Hopkins, 2003 | .792 |
| 10. Jeremy Johnson, 2000 | .770 |

On-Base Percentage

(Minimum 70 At-Bats)

| | |
|--------------------------------|------|
| 1. Clemente Bonilla, 2001 | .564 |
| 2. Dan Shy, 1989 | .549 |

| | |
|---------------------------------|------|
| 3. Steve Vaughn, 1965 | .545 |
| 4. Lon Steward, 1985 | .519 |
| 5. Todd Shylanski, 1991 | .516 |
| 6. Jeremy Johnson, 2000 | .514 |
| 7. Darin Kinsolving, 2000 | .498 |
| 8. LaMonte Collier, 1997 | .496 |
| Brent Wood, 1982 | .496 |
| 10. Steve Bieser, 1989 | .495 |
| Dan Patterson, 1984 | .495 |

Stolen Bases

| | |
|--------------------------------|----|
| 1. Doug Muench, 1986 | 33 |
| 2. LaMonte Collier, 1997 | 24 |
| 3. Lance Craft, 1997 | 23 |
| 4. Kerry Robinson, 1995 | 20 |
| Rhett Pierce, 1992 | 20 |
| Tony Gongwer, 1986 | 20 |
| Mark Amick, 1976 | 20 |
| 8. Tony Spencer, 2009 | 18 |
| Justin Christian, 2003 | 18 |
| Denver Stuckey, 2002 | 18 |
| Charlie Marino, 2000 | 18 |

Current Players in Bold

Single-Game Hitting Records

At-Bats

8, by Omar Padilla at Austin Peay (4/22/07)

Hits

6, 2x, last by Jordan Payne at Tennessee Tech (5/14/05)

Triples

2, 6x, last by Justin Christian vs. Missouri (3/11/03)

RBI

9, by Dan Shy at Lincoln (4/21/89)

Walks

5, by Clemente Bonilla at Austin Peay (5/19/00)

Runs Scored

5, 4x, last by Nick Harris at Austin Peay (4/22/07)

Doubles

3, 10x, last by Brett Russell vs. Mid-Continent (5-5-10)

Home Runs

4, by Scott Pruneau at Austin Peay (3/29/92)

Stolen Bases

4, by Lance Craft at Murray State (3/16/97)

Strikeouts


4, 12x, last by Jordan Payne vs. Samford (5/25/06)



Career Hitting

Games Started

1. Jeremy Johnson, 1997-00..... 216
2. Jim Klocke, 2007-10..... 213
- Zach Borowiak, 2000-03 213
- Clemente Bonilla, 1999-02..... 213
- Jeff Bourbon, 1998-01 213
6. Denver Stuckey, 2000-03..... 205
7. Darin Kinsolving, 1997-00..... 201
8. Kyle Yount, 1996-99 190
9. Tom Breuer, 1993-96..... 177
10. Brian Moeglin, 1991-94 174



Dan Shy

Batting Average

(Minimum 200 At-Bats)

1. Dan Shy, 1988-89..... .426
2. Lon Steward, 1985-86..... .406
3. **Casey Jones, 2010-present.398**
4. **Michael Adamson, 2010-present.388**
5. Todd Shylanski, 1991-92.. .387
6. Dan Patterson, 1984-86.... .384
7. Doug Muench, 1985-86... .377
8. LaMonte Collier, 1996-97 .376
9. Jim Klocke, 2007-10..... .362
10. Eric Horstman, 2004-05 .. .363

At-Bats

1. Zach Borowiak, 2000-03 830
2. Jeremy Johnson, 1997-00.... 800
3. Jim Klocke, 2007-10..... 782
4. Jeff Bourbon, 1998-01 754
5. Denver Stuckey, 2000-03.... 753
6. Clemente Bonilla, 1999-02.... 686
- Kyle Yount, 1996-99..... 686
8. Darin Kinsolving, 1997-00. 648
9. **Nick Harris, 2007-09..... 610**
10. Tom Breuer, 1993-96..... 592

Runs Scored

1. Jeremy Johnson, 1997-00.... 214
2. Jim Klocke, 2007-10..... 206
3. Denver Stuckey, 2000-03.... 178
4. Clemente Bonilla, 1999-02.... 172
5. Jeff Bourbon, 1998-01 151
- Darin Kinsolving, 1997-00. 151
7. Zach Borowiak, 2000-03 139
8. Brian Hopkins, 2001-03..... 138
9. **Nick Harris, 2007-present 133**
10. Steve Williams, 1981-84 127

Hits


1. Jeremy Johnson, 1997-00.... 287
2. Jim Klocke, 2007-10..... 283
3. Zach Borowiak, 2000-03 271
4. Denver Stuckey, 2000-03.... 237
5. Jeff Bourbon, 1998-01 217
6. Kyle Yount, 1996-99..... 215
7. Clemente Bonilla, 1999-02.... 212
8. Darin Kinsolving, 1997-00. 200
9. Jim Klocke, 2007-09..... 198
10. Matt Wagner, 2007-09 194

Doubles

1. Zach Borowiak, 2000-03 68
2. Jeremy Johnson, 1997-00..... 65
3. Jeff Bourbon, 1998-01 62
4. Jim Klocke, 2007-10..... 59
- Clemente Bonilla, 1999-02..... 59
6. Denver Stuckey, 2000-03..... 56
7. Tom Breuer, 1993-96..... 41
8. **Nick Harris, 2007-present . 40**
- Brian Hopkins, 2001-03..... 40
10. Tristen McDonald, 2001-03 ... 39

Triples

1. Vern Hatton, 2001-02 13
2. Jeremy Johnson, 1997-00..... 11
- Scott Hopper, 1994-96 11
- Steve Vaughn, 1965-67..... 11
5. Jeff Steffens, 1987-90..... 10
6. Don Metz, 1967-70..... 9
- Nick Harris, 2007-present.. 9**
8. Kerry Robinson, 1993-95 8
- Brian Moeglin, 1991-94 8
- Chris Janet, 1981-84..... 8



Steve Williams

Home Runs

1. Steve Williams, 1981-84 52
2. Jeremy Johnson, 1997-00..... 49
- Darin Kinsolving, 1997-00.. 49
4. Dan Patterson, 1984-86..... 40
5. Charlie Marino, 1998-00..... 39
6. Jeff Bourbon, 1998-01 34
7. Jim Klocke, 2007-10..... 32
7. Matt Wagner, 2007-09 31

- Brian Hopkins, 2001-03..... 31
9. Zach Borowiak, 2000-03 26
10. **Louie Haseltine, 2008-present. 28**

Runs Batted In

1. Jim Klocke, 2007-10..... 190
2. Jeremy Johnson, 1997-00.... 184
3. Steve Williams, 1981-84 167
4. Jeff Bourbon, 1998-01 161
5. Darin Kinsolving, 1997-00. 157
6. Zach Borowiak, 2000-03 154
7. Matt Wagner, 2007-09 152
8. Tom Breuer, 1993-96..... 127
9. Dan Paterson, 1984-86..... 123
10. Clemente Bonilla, 1999-02 ... 121

Walks

1. Clemente Bonilla, 1999-02 ... 207
2. Jim Klocke, 2007-10..... 121
3. Jeremy Johnson, 1997-00.... 117
4. Darin Kinsolving, 1997-00. 116
5. Steve Williams, 1981-84 89
6. Rex Crosnoe, 1993-95 85
7. Brent Wood, 1980-83..... 76
8. Tom Breuer, 1993-96..... 73
9. Denver Stuckey, 2000-03..... 69
10. Brian Hopkins, 2001-03..... 67
- Russ Deal, 1979-82 67

Hit By Pitch

1. Omar Padilla, 2006-07 27
- Jeremy Johnson, 1997-00..... 27
3. Daryl Graham, 2006-07 25
- Darin Kinsolving, 1997-00.. 25
- Tom Breuer, 1993-96..... 25
6. Charlie Marino, 1998-00..... 24
7. Denver Stuckey, 2000-03..... 23
- Vern Hatton, 2001-02 23
- Jeff Bourbon, 1998-01 23
10. Zach Borowiak, 2000-03 22
- Jim Klocke, 2007-10..... 22


Total Bases

1. Jeremy Johnson, 1997-00.... 521
2. Jim Klocke, 2007-10..... 442
3. Zach Borowiak, 2000-03 425
4. Darin Kinsolving, 1997-00. 389
5. Jeff Bourbon, 1998-01 387
6. Denver Stuckey, 2000-03.... 349
7. Steve Williams, 1981-84 348
8. Brian Hopkins, 2001-03..... 323
9. Clemente Bonilla, 1999-02.... 319
10. Matt Wagner, 2007-09 314

Slugging Percentage

(Minimum 200 At-Bats)

1. Dan Patterson, 1984-86.... .815
2. Dan Shy, 1988-89..... .760
3. Steve Williams, 1981-84 .. .745
4. Lon Steward, 1985-86..... .721
5. Charlie Marino, 1998-00.. .677
6. Todd Shylanski, 1991-92.. .675



Jeremy Johnson

7. Jeremy Johnson, 1997-00.. .651
8. **Louie Haseltine, 2008-present .631**
9. **Casey Jones, 2010-present .626**
8. Steve Vaughn, 1965-67..... .623

On-Base Percentage

(Minimum 200 At-Bats)

1. Dan Shy, 1988-89..... .505
2. Lon Steward, 1985-86..... .498
3. Steve Bieser, 1988-89478
4. Clemente Bonilla, 1999-02.. .472
5. Jeff Morris, 1983-84463
6. Todd Shylanski, 1991-92.. .462
7. Dan Patterson, 1984-86.... .459
8. Jim Klocke, 2007-10..... .458
- Russ Deal, 1979-82458
10. LaMonte Collier, 1996-97 .457

Stolen Bases

1. Denver Stuckey, 2000-03..... 52
2. Jeremy Johnson, 1997-00..... 50
3. Kerry Robinson, 1993-95 46
4. Doug Muench, 1985-86 44
5. Lance Craft, 1996-97 39
6. **Nick Harris, 2007-present . 36**
7. Clemente Bonilla, 1999-02..... 34
- Charlie Marino, 1998-00..... 34
- Mark Amick, 1973-76 34
10. Tony Spencer, 2008-09 33
- LaMonte Collier, 1996-97... 33
- Jeff Steffens, 1987-90..... 33

Current Players in Bold

Consecutive Records

Longest Hitting Streak

35 Games, by Kerry Robinson (1995)

Consecutive Games Reaching Base Safely

48 Games, by Eric Horstman
(Mar. 5-May 26, 2005)



Single-Season Pitching

Earned Run Average

(Minimum 40 Innings Pitched)

1. Mike Payne, 19701.30
2. Todd Pennington, 20011.33
3. Trae Hastings, 19781.38
4. Galen McSpadden, 19731.47
5. Galen McSpadden, 19741.53
6. Kenny Reinagel, 19841.64
7. Jeff Hilz, 20001.71
8. Jerry Payne, 19721.73
9. Mike Payne, 19721.88
10. Steve Hosick, 19771.93

Saves

1. Brad Smith, 2004 11
2. Hal Hempe, 1987 8
3. Jim Klocke, 2009 7
4. **Shae Simmons, 2010 5**
Mark Frazier, 2002 5
Jeff Hunt, 1976 5
7. Jeff Hilz, 2000 4
Troy Pehle, 1995 4
9. 9 pitchers tied 3
(Last by Jake Kemper in 2008)

- David Michel, 1997 23
D. Dannenmueller, 1992 23

Shutouts

1. Trae Hastings, 1976 4
2. Asif Shah, 2007 3
Tim Alvarez, 2003 3
Todd Pennington, 2001 3
Dan Huesgen, 1999 3
6. 12 pitchers tied 2
(Last by Dustin Renfrow in 2007)

Complete Games

1. Jason Swearingen, 1998 9
Lance Hemmer, 1983 9
3. Ryan Spille, 1999 8
Ryan Spille, 1998 8
Brian Harper, 1988 8
Dan Stroud, 1983 8
Trae Hastings, 1976 8
8. 7 pitchers tied 7
(Last by Anthony Maupin in 2004)

Innings Pitched

1. Brad Purcell, 2002 117.0
2. Jason Swearingen, 1998 110.0
3. Jamie McAlister, 2006 109.1
4. Ryan Spille, 1998 109.0
5. Tim Alvarez, 2003 108.1
6. Ryan Spille, 1999 104.1
7. Anthony Maupin, 2004 103.1
8. Lanson Debrock, 2000 99.1
9. Joey Evans, 2005 98.1
10. Brian Harper, 1988 98.0

Strikeouts/ 9 INN

(Minimum 40 Innings Pitched)

1. Galen McSpadden, 1973 12.14
2. Hal Hempe, 1987 12.02
3. Jon Nourie, 2003 11.62
4. Jeff Hilz, 2001 11.60
5. Todd Pennington, 2001 11.46
6. Tommy Thomas, 2000 11.39
7. Ralph Hachman, 1965 11.38
8. Brad Smith, 2004 10.93
9. Ryan Spille, 1998 10.73
10. Derek Herbig, 2004 10.61

Hits Allowed

1. Jeremy Johnson, 1998 15
Charlie Marino, 1998 15
3. Omar Padilla, 2006 14
Jim Gerwitz, 1997 14
5. Daryl Graham, 2007 13
Omar Padilla, 2007 13
Eric Horstman, 2005 13
Vern Hatton, 2001 13
9. Daryl Graham, 2006 12
Brady Noll, 2004 12
Jim King, 1971 12

Walks Allowed

1. Casey Johnson, 2005 59
2. Joe Schulte, 1985 53
3. Derek Herbig, 2005 52
Mike Fitch, 2004 52
5. Ryan Spille, 1998 50
John Jarvis, 1992 50
7. Asif Shah, 2006 46
8. Tommy Thomas, 2000 45
9. Jim Edwards, 1990 44
10. D. Dannenmueller, 1992 43
Alan Wieter, 1992 43

Walks Allowed/9 INN

(Minimum 40 Innings Pitched)

1. Jason Swearingen, 1998 1.39
2. Max Mitts, 1994 1.60
3. Troy Pehle, 1995 1.61
4. Dan Huesgen, 1999 1.88
5. Jamie McAlister, 2006 1.89
Jeff Bohnert, 1986 1.89
7. David Michel, 1996 2.06
8. Dustin Renfrow, 2007 2.08
9. Lee Lummus, 1987 2.18
10. Galen McSpadden, 1971 2.25

Current Players in Bold


Single-Game Pitching Records

Strikeouts

17, by John Holdner, 1961

Innings Pitched

11.0, by Tom Reinagel (4/19/71)



Tim Alvarez

Wins


1. Tim Alvarez, 2003 14
2. Brad Purcell, 2002 12
Brandon Smith, 2002 12
Todd Pennington, 2001 12
5. Ryan Spille, 1998 11
Brian Harper, 1988 11
7. Ryan Spille, 1999 10
Jim Parks, 1989 10
Lee Lummus, 1987 10
10. 4 pitchers tied 9
(Last by Lanson Debrock in 2000)

Games Started

1. Dave Jorn, 1976 19
2. Casey Johnson, 2005 17
Brad Purcell, 2002 17
Jason Swearingen, 1998 17
4. Derek Herbig, 2005 16
Dan Huesgen, 2000 16
John Jarvis, 1992 16
7. 7 pitchers tied 15
(Last by Jordan Underwood in 2010)

Appearances

1. Brad Smith, 2004 30
2. Casey Johnson, 2005 29
3. Jamie McAlister, 2005 28
Jeff Hilz, 2000 28
5. Jeff Hilz, 2001 27
Mark Frazier, 2002 26
7. **Shae Simmons, 2010 25**
Josh Parham, 2006 25
9. Ryan Poole, 2009 23
Anthony Maupin, 2004 23
James Beever, 2003 23
Ryan Spille, 1998 23
Jason Swearingen, 1998 23



Jim Parks

Strikeouts

1. Ryan Spille, 1998 130
2. Todd Pennington, 2001 121
3. Brad Purcell, 2002 102
4. Brian Harper, 1988 94
5. Tommy Thomas, 2000 92
6. James Leigh, 2009 87
Jim Parks, 1991 87
8. Brian Harper, 1987 86
9. Ryan Spille, 1999 85
10. Brandon Smith, 2002 82
David Michel, 1995 82



Career Pitching

Earned Run Average

(Minimum 100 Innings Pitched)

1. Dave Jorn, 1975-76.....2.24
2. Trae Hastings, 1975-782.30
3. Kenny Reinagel, 1982-84.....2.41
4. Jeff Hilz, 2000-012.42
5. Galen McSpadden, 1971-74...2.65
6. Tim Alvarez, 2002-032.82
7. Todd Pennington, 1999-01 ...2.83
8. Tim Smith, 1975-76.....2.88
9. Mike Payne, 1969-72.....2.90
10. Doug Paker, 1990-91.....3.10



Lee Lummus

Wins

1. Lee Lummus, 1986-89 28
2. Jason Swearingen, 1995-98.. 27
3. Dan Huesgen, 1997-00 22
4. Trae Hastings, 1975-78 22
5. Ryan Spille, 1998-99 21
6. Jim Parks, 1987-91 21
7. Brian Harper, 1986-88 21
8. Tim Alvarez, 2002-03 19
9. David Michel, 1995-97 18
10. Galen McSpadden, 1971-74 18

Losses

1. Jamie McAlister, 2005-06..... 20
2. Jason Swearingen, 1995-98..... 17
3. Lanson Debrock, 1997-00 ... 16
4. David Michel, 1995-97 15
5. Troy Pehle, 1994-97 15
6. John Jarvis, 1991-92 14
7. D. Dannenmueller, 1990-93. 14
8. Anthony Maupin, 2004-06.. 13
9. Dan Huesgen, 1997-00 13
10. Jim Parks, 1987-91 13
11. Keith Boeller, 1980-83..... 13

Saves

1. Brad Smith, 2003-05 13
2. Hal Hempen, 1986-87 10
3. Jim Klocke, 2007-09..... 8
4. Troy Pehle, 1994-97 7
5. Josh Parham, 2005-07 6
6. Jeff Hilz, 2000-01 6
7. Shae Simmons, 2010-present.. 5
8. Jamie McAlister, 2005-06..... 5
9. Mark Frazier, 2001-02..... 5

1. Mick Eftink, 1979-82..... 5
2. Jeff Hunt, 1976-77 5

Games Started

1. Jason Swearingen, 1995-98..... 56
2. Derek Herbig, 2004-06 39
3. David Michel, 1995-97 39
4. Lee Lummus, 1986-89 39
5. Dan Huesgen, 1997-00 38
6. Lanson Debrock, 1997-00 ... 34
7. Jim Parks, 1987-91 33
8. Trae Hastings, 1975-78 33
9. Anthony Maupin, 2004-06.. 31
10. Brad Purcell, 2001-02..... 30
11. Ryan Spille, 1998-99 30
12. Brian Harper, 1986-88 30


Appearances

1. Jason Swearingen, 1995-98..... 76
2. Dan Huesgen, 1997-00 70
3. Lanson Debrock, 1997-00 ... 69
4. Josh Parham, 2005-07 66
5. Troy Pehle, 1994-97 66
6. Brandon Smith, 1999-02..... 65
7. Ryan Forsyth, 2003-05 59
8. David Michel, 1995-97 58
9. Jeff Hilz, 2000-01 55
10. D. Dannenmueller, 1990-93. 52
11. Lee Lummus, 1986-99 52

Shutouts

1. Trae Hastings, 1975-78 5
2. Asif Shah, 2006-07..... 3
3. Tim Alvarez, 2002-03 3
4. Todd Pennington, 1999-01 3
5. Dan Huesgen, 1997-00 3
6. Ryan Spille, 1998-99 3
7. Doug Baker, 1990-91 3
8. Lance Hemmer, 1982-84..... 3

1. Kenny Reinagel, 1982-84 3
2. Keith Boeller, 1980-83..... 3




Ryan Spille

Complete Games

1. Trae Hastings, 1975-78 24
2. Jason Swearingen, 1995-98..... 21
3. Ryan Spille, 1998-99 16
4. Jim Parks, 1987-91 15
5. Keith Boeller, 1980-83..... 15
6. Brian Harper, 1986-88 14
7. Anthony Maupin, 2004-06.. 13
8. Lee Lummus, 1986-89 12
9. Lance Hemmer, 1982-84..... 12
10. Dan Stroud, 1981-83..... 12
11. Galen McSpadden, 1971-74... 12

Innings Pitched

1. Jason Swearingen, 1995-98.... 368.1
2. Dan Huesgen, 1997-00283.1
3. David Michel, 1995-97247.0
4. Lee Lummus, 1986-89246.1
5. Jim Parks, 1987-91240.0
6. Lanson Debrock, 1997-00...235.1
7. Trae Hastings, 1975-78234.1



Jason Swearingen

8. Ryan Spille, 1998-99213.1
9. Brian Harper, 1986-88207.1
10. Ryan Forsyth, 2003-05203.0

Strikeouts

1. Trae Hastings, 1975-78 239
2. Ryan Spille, 1998-99 215
3. Brian Harper, 1986-88 209
4. Galen McSpadden, 1971-74.. 204
5. Dan Huesgen, 1997-00 201
6. Jason Swearingen, 1995-98.....201
7. Jim Parks, 1987-91 196
8. David Michel, 1995-97 183
9. Derek Herbig, 2004-06 177
10. Lanson Debrock, 1997-00 .. 168

Strikeouts/ 9 INN

(Minimum 100 Innings Pitched)

1. Jeff Hilz, 2000-01.....10.78
2. Todd Pennington, 1999-01..... 10.54
3. Joe Schulte, 1984-8510.20
4. Tommy Thomas, 2000-01.....10.06
5. Galen McSpadden, 1971-74 .. 9.32
6. Trae Hastings, 1975-78 9.18
7. Ryan Spille, 1998-99 9.07
8. Brian Harper, 1986-88 9.07
9. James Leigh, 2007-09..... 9.00
10. Dan Stroud, 1981-83..... 8.36

Walks Allowed/ 9 INN

(Minimum 100 Innings Pitched)

1. Max Mitts, 1993-941.81
2. Jason Swearingen, 1995-98.....2.13
3. Jeff Bohnert, 1985-862.35
4. Jamie McAlister, 2005-06.....2.43
5. Dustin Renfrow, 2007-08...2.60
6. Dan Huesgen, 1997-002.64
7. Kyle Guimeny, 2009-10.....2.76
8. Tim Alvarez, 2002-032.76
9. Larry Rothweil, 1994-95 ...2.83
10. David Michel, 1995-972.84

Current Players in Bold



Miscellaneous Records

Postseason History (Since Joining NCAA Division I)

| OVC Tournament Appearances and Records (Finish) | |
|---|-----------|
| 1992..... | 1-2 |
| 1995..... | 2-2 (2nd) |
| 1996..... | 1-2 |
| 1997..... | 3-2 (2nd) |
| 1998..... | 3-0 (1st) |
| 1999..... | 0-2 |
| 2000..... | 2-2 (2nd) |
| 2001..... | 0-2 |
| 2002..... | 4-1 (1st) |
| 2003..... | 1-2 |
| 2004..... | 3-2 (2nd) |
| 2005..... | 0-2 |
| 2006..... | 2-2 |
| 2007..... | 1-2 |
| 2008..... | 3-2 (2nd) |
| 2009..... | 0-2 |
| 2010..... | 0-2 |

Overall Record 26-31

NCAA Tournament Results

| | |
|--|--|
| 1998 Midwest Regional Wichita, Kan. | |
| 5/21 vs. Wichita State - L, 4-7 | |
| 5/21 vs. Georgia Tech - L, 5-14 | |
| 2002 Tuscaloosa Regional Tuscaloosa, Ala. | |
| 5/31 vs. Alabama - W, 7-4 | |
| 6/1 vs. Florida Atlantic - L, 6-12 | |
| 6/1 vs. Alabama - L, 4-7 | |

Single-Game Records

| | |
|-----------------------------------|--|
| Most Runs Scored | |
| 27, vs. Freed-Hardeman (3/28/07) | |
| Most Runs Allowed | |
| 25, at Murray State (4/10/09) | |
| Largest Margin of Victory | |
| 22, at Mo.-St. Louis (3/23/85) | |
| 22, vs. Flat River JC (5/11/61) | |
| Largest Margin of Defeat | |
| 23, at Murray State (4/10/09) | |
| Largest Win in a Shutout: | |
| 22-0, vs. Flat River JC, 5/11/61 | |
| Largest Loss in a Shutout: | |
| 0-23, at Tampa, 3/12/88 | |

Single-Season Wins

| | |
|---------------|----|
| 1. 2002 | 37 |
| 2000 | 37 |
| 3. 2001 | 34 |
| 4. 2007 | 32 |
| 1998 | 32 |
| 1995 | 32 |
| 7. 2003 | 31 |
| 8. 1982 | 30 |
| 10. 2010..... | 30 |

Single-Season Winning Percentage

| | |
|----------------|---------------|
| 1. 1965 | 800 (16-4) |
| 2. 1973 | 778 (14-4) |
| 3. 1982 | 769 (30-9) |
| 4. 1964 | 750 (15-5) |
| 5. 1983 | 744 (29-10) |
| 6. 1986 | 686 (29-13-1) |
| 7. 2000 | 685 (37-17) |
| 8. 1971 | 682 (15-7) |
| 9. 1975 | 667 (18-9) |
| 10. 1977 | 658 (25-13) |

Consecutive Streaks

Wins

| Length | Year | Details |
|--------|------|--|
| 14 | 2003 | 3/12 (vs. St. Louis) - 4/12 (at Eastern Ky.), snapped: 4/12 (at Eastern Ky.) |
| 13 | 1973 | Game 1 (vs. Centenary) - Game 13 (vs. Lincoln), snapped: Game 14 (vs. Lincoln) |
| 11 | 1985 | 4/3 (gm. 2 vs. Evansville) - 4/19 (vs. Northeastern Ill.), snapped: 4/20 (at SIU-E) |
| 11 | 1977 | Game 12 (vs. Mo.-Rolla) - Game 22 (vs. Mo. State), snapped: Game 23 (vs. Truman St.) |
| 10 | 1976 | Game 2 (vs. Memphis) - Game 11 (vs. Tenn.-Martin), snapped: Game 12 (vs. Tenn.-Martin) |

Losses

| Length | Year | Details |
|--------|-----------|--|
| 8 | 1992 | 2/19 (at Ark. State) - 3/8 (at Columbus College), snapped: 3/8 (at Columbus College) |
| 7 | 2006 | 3/11 (vs. South Dakota St.) - 3/26 (at UT Martin), snapped: 3/29 (vs. Missouri) |
| 7 | 1981 | 4/8 (at Southern Ill.) - 4/18 (vs. Mo.-St. Louis), snapped: 4/21 (vs. Maryville) |
| 7 | 1969 | Game 4 (vs. Wisc. State) - Game 10 (vs. Mo.-Rolla), snapped: Game 11 (vs. Mo.-Rolla) |
| 6, 4x | last 2008 | 4/9 (vs. Arkansas State) - 4/19 (Samford, Gm. 1), snapped: 4/19 (Samford, Gm. 2) |

Shutout Wins

3, 3 times; Last: 4/1/06 (vs. Murray St.) - 4/2/06 (vs. Murray St.)

Single-Season Runs

| | |
|----------------|-----|
| 1. 2010 | 452 |
| 2. 2000 | 397 |
| 3. 1998 | 396 |
| 4. 2002 | 393 |
| 5. 2003 | 381 |
| 6. 2008 | 368 |
| 1986 | 368 |
| 7. 2004 | 363 |
| 9. 2007 | 359 |
| 10. 2001 | 353 |

Single-Season Batting Average

| | |
|----------------|------|
| 1. 1986 | .354 |
| 2. 2010..... | .346 |
| 3. 1982 | .324 |
| 4. 1985 | .323 |
| 5. 1989 | .322 |
| 6. 2003 | .321 |
| 1963 | .321 |
| 8. 1983 | .315 |
| 9. 2000 | .314 |
| 10. 1978 | .312 |

Single-Season Earned Run Average

| | |
|----------------|------|
| 1. 1973 | 1.82 |
| 2. 1972 | 2.32 |
| 1970 | 2.32 |
| 4. 1974 | 2.37 |
| 5. 1965 | 2.64 |
| 6. 1975 | 2.65 |
| 7. 1991 | 3.16 |
| 8. 1976 | 3.17 |
| 9. 1977 | 3.39 |
| 10. 1982 | 3.44 |

Single-Season Fielding Percentage

| | |
|----------------|------|
| 1. 2008..... | .968 |
| 2. 2007..... | .965 |
| 3. 2005..... | .964 |
| 2001 | .964 |
| 2000 | .964 |
| 6. 2003 | .960 |
| 7. 1998 | .959 |
| 8. 2002 | .958 |
| 9. 2006 | .957 |
| 10. 1996 | .956 |
| 2010..... | .956 |



2003 Team



Year-by-Year Individual Leaders

** - The first team was formed in 1900 and sporatically played until 1933. The baseball team was absent from 1933 to 1959.

Batting Average

1959 .333 - Black
1960 .351 - Probst, Ron
1961 .367 - Plassmeyer, Kenneth
1962 .282 - Wadlington, Gary
1963 .400 - Newcomb, Keith
1964 .406 - Wadlington, Gary
1965 .429 - Vaughn, Steve
1966 .274 - Steimle, Doug
1967 .333 - Metz, Don
1968 .318 - Vaughn, Steve
1969 .299 - Metz, Don
1970 .351 - Metz, Don
1971 .343 - Wallace, Ron
1972 .377 - Auer, Ron
1973 .319 - Wengert, Gary
1974 .382 - Amick, Mark
1975 .333 - Dambach, Grant
1976 .348 - Amick, Mark
1977 .328 - Samples, Mike
1978 .370 - Basta, Ed
1979 .361 - Schatzley, Bill
1980 .344 - Dohogne, Rick
1981 .355 - Deal, Russ
1982 .418 - Janet, Chris
1983 .378 - Daily, Rick
1984 .438 - Patterson, Dan
1985 .376 - Steward, Lon
1986 .441 - Shadowens, Chris
1987 .397 - Stucker, Gary
1988 .350 - Steffens, Jeff
1989 .489 - Shy, Dan
1990 .361 - Thomas, Scott
1991 .439 - Shylanski, Todd
1992 .362 - Pierce, Rhett
1993 .350 - Pruneau, Scott
1994 .329 - Crosnoe, Rex
1995 .385 - Robinson, Kerry
1996 .358 - Curran, Rusty
1997 .426 - Collier, Lamonte
1998 .351 - Yount, Kyle
1999 .412 - Johnson, Jeremy
2000 .408 - Johnson, Jeremy
2001 .382 - Bonilla Jr., Clemente
2002 .369 - Hatton, Vern
2003 .401 - Hopkins, Brian
2004 .368 - Horstman, Eric
2005 .352 - Horstman, Eric
2006 .337 - Padilla, Omar
2007 .325 - Padilla, Omar
2008 .357 - Klocke, Jim
2009 .394 - Klocke, Jim
2010 .398 - Jones, Casey


Slugging Percentage

1965 .943 - Vaughn, Steve
1966 .467 - Steimle, Doug
1967 .513 - Metz, Don
1968 .500 - Metz, Don
1969 .486 - Metz, Don
1970 .581 - Metz, Don
1971 .610 - Auer, Ron
1972 .705 - Auer, Ron
1973 .429 - Amick, Mark
1974 .490 - Amick, Mark
1975 .473 - Dambach, Grant
1976 .553 - Wieser, Dan

1988 .516 - DeFere, Dean
1989 .965 - Shy, Dan
1990 .585 - Edwards, Tim
1991 .764 - Shylanski, Todd
1992 .581 - Shylanski, Todd
1993 .490 - Pruneau, Scott
1994 .515 - Crosnoe, Rex
1995 .636 - Schaefer, Brian
1996 .573 - Clark, Shawn
1997 .663 - Collier, Lamonte
1998 .727 - Marino, Charlie
1999 .727 - Johnson, Jeremy
2000 .770 - Johnson, Jeremy

On Base Percentage

1959 .333 - Black
1960 .351 - Probst, Ron
1961 .367 - Plassmeyer, Kenneth
1962 .282 - Wadlington, Gary
1963 .400 - Newcomb, Keith
1964 .406 - Wadlington, Gary
1965 .545 - Vaughn, Steve
1966 .274 - Steimle, Doug
1967 .333 - Metz, Don
1968 .316 - Metz, Don
1969 .299 - Metz, Don
1970 .448 - Metz, Don
1971 .437 - Drury, Mark
1972 .513 - Auer, Ron
1973 .250 - Amick, Mark
1974 .447 - Amick, Mark
1975 .415 - Dambach, Grant
1976 .443 - Amick, Mark
1977 .445 - Wieser, Dan
1978 .474 - Basta, Ed
1979 .440 - Dohogne, Rick
1980 .442 - Thompson, Jay
1981 .467 - Deal, Russ
1982 .496 - Wood, Brent
1983 .490 - Morris, Jeff
1984 .495 - Patterson, Dan
1985 .519 - Steward, Lon
1986 .488 - Shadowens, Chris
1987 .462 - Sandheinric, Kelly
1988 .453 - Bieser, Steve
1989 .549 - Shy, Dan
1990 .434 - Thomas, Scott
1991 .516 - Shylanski, Todd
1992 .456 - Pierce, Rhett
1993 .426 - Crosnoe, Rex
1994 .413 - Crosnoe, Rex
1995 .475 - Crosnoe, Rex
1996 .427 - Curran, Rusty
1997 .496 - Collier, Lamonte
1998 .444 - Marino, Charlie
1999 .463 - Johnson, Jeremy
2000 .514 - Johnson, Jeremy
2001 .564 - Bonilla Jr., Clemente
2002 .494 - Bonilla Jr., Clemente
2003 .465 - Hopkins, Brian
2004 .443 - Horstman, Eric
2005 .433 - Horstman, Eric
2006 .424 - Rave, Aaron
2007 .443 - Klocke, Jim
2008 .469 - Klocke, Jim
2009 .484 - Klocke, Jim
2010 .449 - Campbell, Kody



1977 .675 - Wieser, Dan
1978 .646 - Murphy, Dan
1979 .514 - Dohogne, Rick
1980 .600 - Williams, Joe
1981 .709 - Deal, Russ
1982 .823 - Williams, Steve
1983 .814 - Williams, Steve
1984 .850 - Patterson, Dan
1985 .854 - Patterson, Dan
1986 .832 - Shadowens, Chris
1987 .853 - Kumer, Kerry

2001 .645 - Bonilla Jr., Clemente
2002 .649 - Hatton, Vern
2003 .792 - Hopkins, Brian
2004 .568 - Montiel, Frankie
2005 .481 - Lawson, Brent
2006 .515 - Payne, Jordan
2007 .514 - Padilla, Omar
2008 .582 - Harris, Nick
2009 .667 - Haseltine, Louie
2010 .635 - Klocke, Jim

**Year-by-Year Individual Leaders****At Bats**

1959 39 - Jorgenson
1960 42 - Plassmeyer, Ken
1961 62 - Turk, Jim
1962 71 - Wadlington, Gary
1963 77 - Wadlington, Gary
1964 65 - Turk, Jim
1965 71 - Wadlington, Gary
1966 63 - Kesterson, Al
1967 80 - Vaughn, Steve
1968 76 - Metz, Don
1969 67 - Metz, Don
1970 74 - Metz, Don
1971 77 - Auer, Ron
1972 68 - Drury, Mark
1973 56 - Dambach, Mike
1974 102 - Amick, Mark
1975 93 - Dambach, Grant
1976 147 - Dambach, Grant
1977 131 - Samples, Mike
1978 82 - Murphy, Dan
1979 70 - Dohogne, Rick
1980 133 - Miller, Blake
1981 117 - Williams, Steve
1982 134 - Janet, Chris
1983 129 - Williams, Steve
129 - Janet, Chris
1984 102 - Morris, Jeff
1985 139 - Muench, Doug
1986 152 - Gongwer, Tony
1987 126 - Giegling, Jim
126 - Stucker, Gary
1988 157 - Steffens, Jeff
1989 141 - Shy, Dan
1990 143 - Steffens, Jeff
1991 162 - Pruneau, Scott
1992 166 - Layton, Aaron
1993 143 - Pruneau, Scott
1994 177 - Robinson, Kerry
1995 226 - Robinson, Kerry
1996 179 - Curran, Rusty
1997 205 - Johnson, Jeremy
1998 228 - Yount, Kyle
1999 203 - Yount, Kyle
2000 211 - Meyer, Kevin
2001 211 - Borowiak, Zach
2002 229 - Stuckey, Denver
2003 216 - Stuckey, Denver
2004 229 - Bracamonte, Ernie
2005 227 - Horstman, Eric
2006 199 - Graham, Darryl
2007 228 - Harris, Nick
2008 225 - Cummings, Tyrell
2009 202 - Cummings, Tyrell
2010 237 - Parmley, Kenton
237 - Adamson, Michael

Runs Scored

1959 8 - O'Connor, Gerald
8 - Jorgenson
8 - Plassmeyer, Ken
1965 26 - Vaughn, Steve
1966 11 - Vaughn, Steve
11 - Brune, Greg
11 - Kesterson, Al
1967 20 - Reid, Bill
1968 15 - Metz, Don
1969 14 - Roll, Lee
1970 17 - Metz, Don
1971 16 - Auer, Ron
1972 18 - Auer, Ron
1973 11 - Landgraf, Jeff
1974 22 - Amick, Mark
1975 23 - Dambach, Grant
1976 39 - Wieser, Dan
1977 35 - Wieser, Dan
1978 25 - Basta, Ed
1979 17 - Samples, Mike
1980 26 - Dohogne, Rick
1981 33 - Deal, Russ
1982 47 - Williams, Steve
1983 50 - Morris, Jeff
1984 32 - Morris, Jeff
1985 44 - Simmons, Mark
1986 55 - Gongwer, Tony
1987 29 - Kumer, Kerry
29 - Schreck, Chris
1988 25 - McConnell, Britt
1989 51 - Bieser, Steve
1990 31 - Thomas, Scott
1991 38 - Kress, Steve
1992 41 - Pierce, Rhett
1993 29 - Pruneau, Scott
1994 31 - Crosnoe, Rex
1995 57 - Robinson, Kerry
1996 43 - Collier, Lamonte
43 - Curran, Rusty
1997 57 - Johnson, Jeremy
1998 62 - Marino, Charlie
1999 50 - Johnson, Jeremy
2000 61 - Johnson, Jeremy
2001 49 - Bonilla Jr., Clemente
2002 58 - Hatton, Vern
2003 58 - Hopkins, Brian
2004 61 - Horstman, Eric
2005 51 - Horstman, Eric
2006 43 - Graham, Darryl
2007 54 - Padilla, Omar
2008 53 - Klocke, Jim
2009 56 - Klocke, Jim
2010 67 - Parmley, Kenton

Hits

1959 16 - Plassmeyer, Ken
1960 13 - Probst, Ron
1961 22 - Plassmeyer, Ken
1962 20 - Wadlington, Gary
1963 25 - Wadlington, Gary
1964 19 - Turk, Jim
1965 30 - Vaughn, Steve
1966 17 - Steimle, Doug
1967 26 - Metz, Don
1968 24 - Metz, Don
1969 20 - Metz, Don
1970 26 - Metz, Don
1971 24 - Drury, Mark
24 - Auer, Ron
1972 27 - Drury, Mark
1973 16 - Paskus, John
1974 39 - Amick, Mark
1975 31 - Dambach, Grant
1976 47 - Amick, Mark
47 - Wieser, Dan
1977 43 - Samples, Mike
1978 30 - Basta, Ed
1979 23 - Dohogne, Rick
1980 45 - Dohogne, Rick
1981 41 - Williams, Steve
1982 56 - Janet, Chris
1983 45 - Daily, Rick
45 - Williams, Steve
1984 35 - Patterson, Dan
35 - Janet, Chris
1985 50 - Muench, Doug
1986 63 - Shadowens, Chris
1987 50 - Stucker, Gary
1988 55 - Steffens, Jeff
1989 69 - Shy, Dan
1990 47 - Steffens, Jeff
1991 69 - Shylanski, Todd
1992 59 - Pierce, Rhett
1993 50 - Pruneau, Scott
1994 57 - Rives
1995 87 - Robinson, Kerry
1996 64 - Curran, Rusty
1997 86 - Collier, Lamonte
1998 80 - Yount, Kyle
1999 80 - Johnson, Jeremy
2000 80 - Johnson, Jeremy
2001 66 - Borowiak, Zach
2002 82 - Hatton, Vern
2003 81 - Hopkins, Brian
2004 84 - Horstman, Eric
2005 80 - Horstman, Eric
2006 62 - Padilla, Omar
2007 69 - Padilla, Omar
2008 74 - Cummings, Tyrell
2009 78 - Cummings, Tyrell
2010 92 - Adamson, Michael

Runs Batted In

1965 20 - Wadlington, Gary
1966 15 - Steimle, Doug
1967 24 - Vaughn, Steve
1968 15 - Vaughn, Steve
1969 14 - Kuehler, Dan
1970 21 - Drury, Mark
1971 19 - Yount, Steve
1972 14 - Drury, Mark
1973 12 - Dambach, Mike
1974 20 - McClarty, Pat
1975 15 - Dambach, Grant
15 - Wieser, Dan
1976 37 - Wieser, Dan
1977 30 - Wieser, Dan
1978 21 - Criscione, Bill
21 - Murphy, Dan
1979 14 - Schatzley, Bill
1980 28 - Dohogne, Rick
1981 34 - Williams, Steve
1982 51 - Williams, Steve
1983 53 - Williams, Steve
1984 31 - Patterson, Dan
1985 45 - Patterson, Dan
1986 57 - Shadowens, Chris
1987 36 - Kumer, Kerry
1988 27 - DeFere, Dean
1989 50 - Shy, Dan
1990 26 - Edwards, Tim
26 - Steffens, Jeff
1991 50 - Shylanski, Todd
1992 42 - Shylanski, Todd
1993 32 - Crosnoe, Rex
1994 34 - Rives
1995 67 - Schaefer, Brian
1996 46 - Clark, Shawn
1997 43 - Collier, Lamonte
1998 51 - Marino, Charlie
1999 45 - Johnson, Jeremy
2000 64 - Marino, Charlie
2001 55 - Bourbon, Jeff
2002 58 - Hatton, Vern
2003 59 - Hopkins, Brian
59 - Borowiak, Zach
2004 51 - Bracamonte, Ernie
2005 43 - Montiel, Frankie
2006 28 - Olson, Levi
2007 50 - Shah, Asif
2008 58 - Cummings, Tyrell
2009 55 - Cummings, Tyrell
2010 66 - Jones, Casey
66 - Klocke, Jim

Doubles

1965 11 - Vaughn, Steve
1966 3 - Steimle, Doug
1967 6 - Vaughn, Steve



Year-by-Year Individual Leaders

1968 4 - Leonard, Jim
 1969 4 - Metz, Don
 1970 6 - Drury, Mark
 1971 8 - Wallace, Ron
 1972 3 - Wahl, Fred
 3 - Auer, Ron
 1973 3 - Paskus, John
 1974 6 - Amick, Mark
 1975 5 - Morgan, Bruce
 5 - Dambach, Grant
 1976 10 - Amick, Mark
 1977 9 - Kuehn, Ralph
 1978 7 - Chastain, Rick
 1979 7 - Dohogne, Rick
 1980 9 - Thompson, Jay
 1981 8 - Rosburg, Paul
 1982 11 - Wood, Brent
 1983 11 - Daily, Rick
 1984 10 - Morris, Jeff
 1985 10 - Steward, Lon
 1986 15 - Radetick, Joe
 1987 9 - Giegling, Jim
 1988 11 - McConnell, Britt
 1989 10 - Bieser, Steve
 1990 12 - Siebert, Scott
 1991 18 - Shylanski, Todd
 1992 14 - Shylanski, Todd
 1993 13 - Pruneau, Scott
 1994 15 - Crosnoe, Rex
 15 - Schaefer, Brian
 1995 18 - Crosnoe, Rex
 1996 13 - Breuer, Tom
 13 - Collier, Lamonte
 1997 20 - Collier, Lamonte
 1998 19 - Johnson, Jeremy
 1999 19 - Bourbon, Jeff
 2000 25 - Meyer, Kevin
 2001 20 - Bonilla Jr., Clemente
 2002 19 - Bonilla Jr., Clemente
 2003 19 - Hopkins, Brian
 19 - Borowiak, Zach
 2004 22 - Montiel, Frankie
 2005 16 - Lawson, Brent
 2006 17 - Olson, Levi
 2007 12 - Harris, Nick
 12 - Padilla, Omar
 2008 16 - Cummings, Tyrell
 2009 20 - Klocke, Jim
 2010 23 - Adamson, Michael

Triples

1965 8 - Vaughn, Steve
 1966 1 - Vaughn, Steve
 1 - Kesterson, Al
 1 - Glastetter, Jim
 1967 4 - Metz, Don
 1968 2 - Vaughn, Steve

1969 2 - Kuehler, Dan
 1970 3 - Metz, Don
 1971 4 - Auer, Ron
 1972 1 - Drury, Mark
 1 - Auer, Ron
 1973 1 - Kitchen, Terry
 1 - Amick, Mark
 1 - Wengert, Gary
 1 - Paskus, John
 1974 3 - Wahl, Fred
 1975 2 - Amick, Mark
 2 - Korando, Tony
 1976 2 - Wieser, Dan
 2 - Amick, Mark
 1977 1 - Chastain, Rick
 1 - Criscione, Bill
 1 - Wieser, Dan
 1 - Kuehn, Ralph
 1978 2 - Schmidt, Lynn
 1979 1 - Schatzley, Bill
 1 - Williams, Joe
 1980 1 - Thompson, Jay
 1 - Roberts, Mike
 1 - Dohogne, Rick
 1 - Schwartz, Dan
 1 - Williams, Joe
 1 - Osburn, Ted
 1 - Wadlington, Scott
 1981 1 - Deal, Russ
 1 - Apprill, Greg
 1 - Rosburg, Paul
 1 - Morgan, Scott
 1 - Janet, Chris
 1 - Reinagel, Jeff
 1982 4 - Janet, Chris
 1983 3 - Janet, Chris
 1984 1 - Ivie, Mike
 1 - Potts, Randy
 1 - Heuvelman, Arnie
 1985 3 - Heuvelman, Arnie
 1986 4 - Gongwer, Tony
 1987 3 - Miller, Brad
 3 - Schreck, Chris
 1988 3 - Crosnoe, Cory
 1989 5 - Shy, Dan
 5 - Bieser, Steve
 1990 4 - Steffens, Jeff
 1991 3 - Layton, Aaron
 3 - Shylanski, Todd
 1992 3 - Hollrah, Scott
 3 - Moeglin, Brian
 1993 4 - Moeglin, Brian
 1994 3 - Hopper, Scott
 3 - Robinson, Kerry
 1995 7 - Hopper, Scott
 1996 3 - Goodman, Steve
 1997 3 - Yount, Kyle

1998 3 - Kinsolving, Darin
 3 - Johnson, Jeremy
 1999 5 - Johnson, Jeremy
 5 - Lowe, Steve
 2000 2 - Meyer, Kevin
 2 - Bonilla Jr., Clemente
 2001 4 - Hatton, Vern
 2002 9 - Hatton, Vern
 2003 3 - Christian, Justin
 3 - Hopkins, Brian
 3 - Stuckey, Denver
 2004 5 - Horstman, Eric
 2005 2 - Horstman, Eric
 2006 2 - Pritchett, Dustin
 2007 4 - Harris, Nick
 2008 4 - Harris, Nick
 2009 2 - Cummings, Tyrell
 2 - Spencer, Tony
 2010 3 - Adamson, Michael

Home Runs

1965 5 - Hearne, Gary
 1966 3 - Steimle, Doug
 1967 4 - Steimle, Doug
 1968 4 - Vaughn, Steve
 1969 2 - Wallace, Ron
 1970 3 - Drury, Mark
 3 - Yount, Steve
 1971 6 - Yount, Steve
 1972 5 - Auer, Ron
 1973 2 - Kelam, Ron
 2 - Landgraf, Jeff
 2 - Paskus, John
 1974 1 - Holdinghaus, Dave
 1 - Kitchen, Terry
 1 - Amick, Mark
 1 - Howe, Mike
 1 - Dambach, Mike
 1 - McClarty, Pat
 1975 3 - Amick, Mark
 3 - Wieser, Dan
 1976 6 - Wieser, Dan
 1977 11 - Wieser, Dan
 1978 8 - Murphy, Dan
 1979 5 - Schatzley, Bill
 1980 5 - Gross, David
 5 - Williams, Joe
 5 - Osburn, Ted
 5 - Wadlington, Scott
 5 - Dohogne, Rick
 1981 10 - Deal, Russ
 1982 16 - Williams, Steve
 1983 18 - Williams, Steve
 1984 9 - Patterson, Dan
 9 - Williams, Steve
 1985 20 - Patterson, Dan
 1986 14 - Shadowens, Chris

1987 17 - Kumer, Kerry
 1988 10 - DeFere, Dean
 1989 16 - Shy, Dan
 1990 6 - Edwards, Tim
 1991 9 - Shylanski, Todd
 1992 8 - Pruneau, Scott
 1993 3 - Rives
 3 - Breuer, Tom
 1994 8 - Rives
 1995 12 - Schaefer, Brian
 1996 12 - Clark, Shawn
 1997 8 - Collier, Lamonte
 1998 21 - Marino, Charlie
 1999 14 - Kinsolving, Darin
 2000 19 - Johnson, Jeremy
 2001 7 - Hatton, Vern
 2002 10 - McDonald, Tristen
 2003 18 - Hopkins, Brian
 2004 8 - Lopez, Freddy
 8 - Bracamonte, Ernie
 2005 5 - Lawson, Brent
 5 - Payne, Jordan
 5 - Lopez, Freddy
 2006 7 - Payne, Jordan
 2007 8 - Harris, Nick
 8 - Padilla, Omar
 2008 12 - Cummings, Tyrell
 2009 13 - Wheeler, Justin
 13 - Wagner, Matt
 2010 17 - Haseltine, Louie

Total Bases

1959 16 - Plassmeyer, Ken
 1960 13 - Probst, Ron
 1961 22 - Plassmeyer, Ken
 1962 20 - Wadlington, Gary
 1963 25 - Wadlington, Gary
 1964 19 - Turk, Jim
 1965 66 - Vaughn, Steve
 1966 29 - Steimle, Doug
 1967 41 - Vaughn, Steve
 1968 40 - Vaughn, Steve
 1969 29 - Metz, Don
 1970 43 - Metz, Don
 1971 47 - Auer, Ron
 1972 43 - Auer, Ron
 1973 27 - Paskus, John
 1974 50 - Amick, Mark
 1975 44 - Dambach, Grant
 1976 78 - Wieser, Dan
 1977 79 - Wieser, Dan
 1978 53 - Murphy, Dan
 1979 45 - Schatzley, Bill
 1980 69 - Dohogne, Rick
 1981 78 - Deal, Russ
 1982 107 - Williams, Steve
 1983 105 - Williams, Steve



Year-by-Year Individual Leaders

1984 68 - Patterson, Dan
 1985 117 - Patterson, Dan
 1986 119 - Shadowens, Chris
 1987 93 - Kumer, Kerry
 1988 74 - Steffens, Jeff
 1989 136 - Shy, Dan
 1990 66 - Steffens, Jeff
 1991 120 - Shylanski, Todd
 1992 86 - Shylanski, Todd
 1993 70 - Pruneau, Scott
 1994 90 - Rives
 1995 126 - Schaefer, Brian
 1996 86 - Collier, Lamonte
 1997 134 - Collier, Lamonte
 1998 144 - Marino, Charlie
 1999 141 - Johnson, Jeremy
 2000 151 - Johnson, Jeremy
 2001 98 - Bonilla Jr., Clemente
 2002 144 - Hatton, Vern
 2003 160 - Hopkins, Brian
 2004 119 - Horstman, Eric
 2005 99 - Horstman, Eric
 2006 90 - Padilla, Omar
 2007 109 - Padilla, Omar
 2008 126 - Cummings, Tyrell
 2009 123 - Cummings, Tyrell
 123 - Klocke, Jim
 2010 146 - Klocke, Jim

Walks

1965 16 - Hearne, Gary
 1969 12 - Roll, Lee
 1970 17 - Wallace, Ron
 1971 14 - Drury, Mark
 1972 13 - Auer, Ron
 1973 10 - Yount, Steve
 10 - Landgraf, Jeff
 1974 24 - Dambach, Mike
 1975 16 - Korando, Tony
 16 - Wahl, Fred
 1976 28 - Morgan, Bruce
 1977 29 - Wieser, Dan
 1978 16 - Basta, Ed
 1979 14 - Miller, Blake
 1980 19 - Thompson, Jay
 1981 24 - Williams, Steve
 1982 37 - Deal, Russ
 1983 37 - Morris, Jeff
 1984 19 - Williams, Steve
 1985 33 - Steward, Lon
 33 - Hoffman, Craig
 1986 32 - Gongwer, Tony
 1987 24 - Miller, Brad
 24 - Kumer, Kerry
 1988 20 - Shy, Dan
 1989 39 - Bieser, Steve
 1990 17 - Horace, Scott

1991 24 - Shylanski, Todd
 1992 25 - Kress, Steve
 1993 26 - Crosnoe, Rex
 1994 23 - Crosnoe, Rex
 1995 36 - Crosnoe, Rex
 1996 30 - Craft, Lance
 1997 32 - Johnson, Jeremy
 1998 27 - Kinsolving, Darin
 1999 53 - Bonilla Jr., Clement
 2000 42 - Johnson, Jeremy
 2001 61 - Bonilla Jr., Clemente
 2002 54 - Bonilla Jr., Clemente
 2003 30 - Gilbert, Gary
 2004 26 - Horstman, Eric
 2005 26 - Payne, Jordan
 2006 36 - Rave, Aaron
 36 - Graham, Darryl
 2007 34 - Klocke, Jim
 2008 35 - Klocke, Jim
 2009 29 - Klocke, Jim
 2010 23 - Klocke, Jim
 23 - Adamson, Michael

Hit By Pitch

1965 5 - Vaughn, Steve
 1969 1 - Metz, Don
 1 - Hotfelder, John
 1 - Wallace, Ron
 1970 2 - Williams, Ray
 1971 12 - King, Jim
 1972 4 - Auer, Ron
 1973 2 - Yount, Steve
 2 - Holdinghaus, Dave
 2 - Kelam, Ron
 1974 1 - Dambach, Grant
 1 - Kitchen, Terry
 1 - Wengert, Gary
 1 - Amick, Mark
 1975 2 - Kuehn, Ralph
 1976 4 - Kuehn, Ralph
 1977 2 - Eisenbach, Rick
 2 - Criscione, Bill
 2 - Dambach, Grant
 1978 2 - Eisenbach, Rick
 2 - Basta, Larry
 1979 2 - Miller, Blake
 2 - Deal, Russ
 2 - Dohogne, Rick
 1980 2 - Williams, Joe
 2 - Dohogne, Rick
 2 - Gross, David
 1981 5 - Deal, Russ
 1982 2 - Reinagel, Jeff
 2 - Wood, Brent
 1983 3 - Janet, Chris
 1984 2 - Morris, Jeff
 2 - Smith, Darrick

1985 5 - Smith, Darrick
 1986 4 - Steward, Lon
 4 - Patterson, Dan
 1987 4 - Stucker, Gary
 1988 5 - Bieser, Steve
 1989 5 - Diel, Bill
 5 - Bieser, Steve
 1990 2 - Horace, Scott
 2 - Pruneau, Scott
 2 - Heuring, Darrell
 1991 3 - Pruneau, Scott
 1992 5 - Pierce, Rhett
 1993 3 - Robinson, Kerry
 1994 4 - Breuer, Tom
 4 - Rives
 1995 11 - Breuer, Tom
 1996 10 - Breuer, Tom
 1997 14 - Gerwitz, Jim
 1998 15 - Johnson, Jeremy
 15 - Marino, Charlie
 1999 10 - Kinsolving, Darin
 2000 9 - Marino, Charlie
 2001 13 - Hatton, Vern
 2002 10 - Hatton, Vern
 2003 9 - Borowiak, Zach
 2004 12 - Noll, Brady
 2005 13 - Horstman, Eric
 2006 14 - Padilla, Omar
 2007 13 - Padilla, Omar
 13 - Graham, Darryl
 2008 10 - Spencer, Tony
 10 - Moses, Trenton
 2009 10 - Wheeler, Justin
 2010 10 - Burgess, Ky

Stolen Bases

1968 1 - James, Rolland
 1 - Hotfelder, John
 1969 3 - Roll, Lee
 1970 3 - Williams, Ray
 3 - Metz, Don
 1971 2 - Auer, Ron
 1972 1 - Wahl, Fred
 1 - Kelam, Ron
 1973 4 - Dambach, Mike
 1974 9 - Amick, Mark
 1975 4 - Amick, Mark
 1976 20 - Amick, Mark
 1977 5 - Chastain, Rick
 1978 7 - Murphy, Dan
 1979 5 - Williams, Joe
 1980 8 - Miller, Blake
 8 - Fritsche, Tom
 1981 6 - Deal, Russ
 1982 8 - Deal, Russ
 1983 4 - Morris, Jeff
 4 - Daily, Rick

1984 5 - Janet, Chris
 1985 11 - Muench, Doug
 1986 33 - Muench, Doug
 1987 4 - DeFere, Dean
 1988 11 - Bieser, Steve
 1989 15 - Bieser, Steve
 1990 17 - Steffens, Jeff
 1991 16 - Thomas, Scott
 1992 20 - Pierce, Rhett
 1993 11 - Robinson, Kerry
 1994 15 - Robinson, Kerry
 1995 20 - Robinson, Kerry
 1996 16 - Craft, Lance
 1997 24 - Collier, Lamonte
 1998 16 - Marino, Charlie
 16 - Johnson, Jeremy
 1999 14 - Meyer, Kevin
 2000 18 - Marino, Charlie
 2001 8 - Stuckey, Denver
 8 - Bonilla Jr., Clemente
 2002 18 - Stuckey, Denver
 2003 18 - Christian, Justin
 2004 13 - Horstman, Eric
 2005 13 - Horstman, Eric
 2006 9 - Padilla, Omar
 9 - Gibson, Chris
 2007 10 - Harris, Nick
 10 - Padilla, Omar
 2008 15 - Spencer, Tony
 2009 18 - Spencer, Tony
 2010 13 - Slattery, Blake



Tony Spencer

Year-by-Year Individual Leaders



Pitching

Earned Run Average

1967 3.96 - Hachman, Ralph
1969 3.49 - Long, Darrell
1970 1.30 - Payne, Mike
1971 2.20 - King, Jim
1972 1.73 - Payne, Jerry
1973 1.47 - McSpadden, Galen
1974 1.53 - McSpadden, Galen
1975 2.77 - Smith, Tim
1976 2.32 - Hastings, Trae
1977 1.93 - Hosick, Steve
1978 1.38 - Hastings, Trae
1979 3.19 - Fritsche, Tom
1980 3.26 - Boeller, Keith
1981 4.78 - Gronowski, Dave
1982 3.38 - Boeller, Keith
1983 2.61 - Hemmer, Lance
1984 1.64 - Reinagel, Kenny
1985 2.52 - Guthrie, Brian
1986 3.68 - Lummus, Lee
1987 3.34 - Brewer, Kirby
1988 2.76 - Harper, Brian
1989 2.34 - Parks, Jim
1990 3.20 - Baker, Doug
1991 2.07 - Parks, Jim
1992 4.35 - Dannenmueller, Dan
1993 3.50 - Dannenmueller, Dan
1994 3.54 - Rothweil, Larry
1995 3.38 - Pehle, Troy
1996 4.23 - Swearingen, Jason
1997 4.80 - Michel, David
1998 2.72 - Spille, Ryan
1999 3.39 - Huesgen, Dan
2000 1.71 - Hilz, Jeffrey
2001 1.33 - Pennington, Todd
2002 2.95 - Alvarez, Tim
2003 2.74 - Alvarez, Tim
2004 2.48 - Smith, Brad
2005 3.66 - Evans, Joey
2006 4.02 - Parham, Josh
2007 2.46 - Renfrow, Dustin
2008 4.36 - Rhodes, Lance
2009 4.89 - Leigh, James
2010 4.11 - Underwood, Josh

Innings Pitched

1960 26.0 - Hagedorn, Bob
1961 36.0 - Holland, Dennis
1962 58.0 - Malchow, Bruce
1963 54.1 - Meier, Dale
1964 81.0 - Meier, Dale
1965 40.1 - Hachman, Ralph
1967 50.0 - Hachman, Ralph
1969 38.2 - Long, Darrell
1970 41.2 - Payne, Mike

1971 61.1 - King, Jim
1972 43.0 - Payne, Mike
1973 43.0 - McSpadden, Galen
1974 64.2 - McSpadden, Galen
1975 52.0 - Smith, Tim
1976 78.0 - Jorn, Dave
1977 69.0 - Hastings, Trae
1978 45.2 - Hastings, Trae
1979 38.0 - D'Amico, Paul
1980 49.2 - Boeller, Keith
1981 49.0 - Gronowski, Dave
1982 51.2 - Eftink, Mick
1983 72.1 - Hemmer, Lance
1984 48.0 - Schulte, Joe
1985 69.1 - Schulte, Joe
1986 66.2 - Bohnert, Jeff
1987 80.0 - Harper, Brian
1988 98.0 - Harper, Brian
1989 80.2 - Parks, Jim
1990 57.0 - Marschel, Larry
1991 82.2 - Parks, Jim
1992 76.2 - Jarvis, John
1993 61.2 - Dannenmueller, Dan
1994 73.1 - Mitts
1995 96.1 - Michel, David
1996 83.0 - Swearingen, Jason
1997 83.0 - Swearingen, Jason
1998 110.0 - Swearingen, Jason
1999 104.1 - Spille, Ryan
2000 99.1 - Debrock, Lanson
2001 95.0 - Pennington, Todd
2002 117.0 - Purcell, Brad
2003 108.1 - Alvarez, Tim
2004 103.1 - Maupin, Anthony
2005 98.1 - Evans, Joey
2006 98.1 - McAlister, Jamie
2007 95.0 - Renfrow, Dustin
2008 85.1 - Renfrow, Dustin
2009 84.2 - Leigh, James
2010 75.1 - Gumieny, Kyle

Strikeouts

1965 51 - Hachman, Ralph
1967 42 - Hachman, Ralph
1969 37 - Long, Darrell
1970 37 - Long, Darrell
1971 48 - McSpadden, Galen
1972 43 - Payne, Mike
1973 58 - McSpadden, Galen
1974 65 - McSpadden, Galen
1975 43 - Hastings, Trae
1976 64 - Hastings, Trae
1977 80 - Hastings, Trae
1978 52 - Hastings, Trae
1979 32 - D'Amico, Paul
1980 42 - Boeller, Keith
1981 47 - Gronowski, Dave

1982 48 - Eftink, Mick
1983 65 - Hemmer, Lance
1984 52 - Schulte, Joe
1985 81 - Schulte, Joe
1986 48 - Sandheinric, Kelly
1987 86 - Harper, Brian
1988 94 - Harper, Brian
1989 57 - Parks, Jim
1990 53 - Edwards, Jim
1991 87 - Parks, Jim
1992 61 - Dannenmueller, Dan
1993 54 - Dannenmueller, Dan
1994 51 - Rothweil, Larry
1995 82 - Michel, David
1996 70 - Siboda, Dave
1997 69 - Siboda, Dave
1998 130 - Spille, Ryan
1999 85 - Spille, Ryan
2000 92 - Thomas, Tommy
2001 121 - Pennington, Todd
2002 102 - Purcell, Brad
2003 79 - Alvarez, Tim
2004 77 - Herbig, Derek
2005 77 - Evans, Joey
2006 72 - McAlister, Jamie
2007 72 - Shah, Asif
2008 78 - Renfrow, Dustin
2009 87 - Leigh, James
2010 57 - Mahon, Logan

Wins

1960 1 - Anderson, Jack
1 - Thorgmorton, Dick
1 - Peterson, Jack
1 - Hagedorn, Bob
1961 2 - Mahan, Bill
1962 3 - Malchow, Bruce
1963 3 - Meier, Dale
3 - Holdner, John
1964 9 - Meier, Dale
1965 4 - Meystedt, Kermit
1967 4 - Hachman, Ralph
1968 6 - Hachman, Ralph
1969 2 - Schwent, Gary
1970 3 - Payne, Mike
1971 7 - King, Jim
1972 5 - Payne, Mike
1973 5 - McSpadden, Galen
1974 5 - McSpadden, Galen
1975 4 - Smith, Tim
1976 8 - Hastings, Trae
1977 6 - Hastings, Trae
1978 6 - Hastings, Trae
1979 4 - Montgomery, Jim
1980 4 - Baker, Randy
4 - Boeller, Keith
4 - Bernard, Lacey

1981 4 - Eftink, Mick
1982 6 - Stroud, Dan
1983 9 - Stroud, Dan
1984 4 - Reinagel, Kenny
4 - Maloney, Scott
1985 7 - Schulte, Joe
7 - Maloney, Scott
1986 8 - Bohnert, Jeff
1987 10 - Lummus, Lee
1988 11 - Harper, Brian
1989 10 - Parks, Jim
1990 7 - Marschel, Larry
1991 7 - Jarvis, John
7 - Parks, Jim
1992 6 - Wieter, Alan
1993 4 - Dannenmueller, Dan
1994 6 - Phillips
1995 9 - Pehle, Troy
1996 7 - Swearingen, Jason
1997 6 - Michel, David
1998 11 - Spille, Ryan
1999 10 - Spille, Ryan
2000 9 - Debrock, Lanson
2001 12 - Pennington, Todd
2002 12 - Smith, Brandon
12 - Purcell, Brad
2003 14 - Alvarez, Tim
2004 8 - Maupin, Anthony
2005 8 - Evans, Joey
2006 6 - Maupin, Anthony
2007 7 - Shah, Asif
2008 6 - Renfrow, Dustin
2009 7 - Leigh, James
2010 8 - Gumieny, Kyle

Saves

1976 5 - Hunt, Jeff
1978 2 - D'Amico, Paul
1979 2 - Eftink, Mick
1980 1 - Eftink, Mick
1981 2 - Boeller, Keith
1982 2 - Reinagel, Kenny
1983 2 - Maloney, Scott
1984 1 - Schulte, Joe
1985 1 - Bohnert, Jeff
1986 2 - Hempen, Hal
1987 8 - Hempen, Hal
1988 1 - Parks, Jim
1 - Elfink, Brad
1989 1 - Parks, Jim
1 - Tabata, Osamu
1 - Edwards, Jim
1990 1 - Greaser, Brian
1991 3 - Wieter, Alan
1992 3 - Dannenmueller, Dan
1993 2 - Lochmann,
1994 2 - Phillips



Year-by-Year Individual Leaders

1995 4 - Pehle, Troy
 1996 3 - Pehle, Troy
 1997 3 - Haines, Talley
 1998 1 - Swearingen, Jason
 1 - Spille, Ryan
 1999 1 - Debrock, Lanson
 1 - Bogenpohl, Chad
 2000 4 - Hilz, Jeffrey
 2001 2 - Hilz, Jeffrey
 2002 5 - Frazier, Mark
 2003 3 - Beever, James
 2004 11 - Smith, Brad
 2005 2 - McAlister, Jamie
 2 - Smith, Brad
 2 - Forsyth, Ryan
 2006 2 - Parham, Josh
 2 - Riley, Phillip
 2 - McAlister, Jamie
 2007 3 - Nails, Ivan
 3 - Parham, Josh
 2008 3 - Kemper, Jake
 2009 7 - Klocke, Jim
 2010 5 - Simmons, Shae

Appearances

1960 5 - Hagedorn, Bob
 5 - Anderson, Jack
 1961 8 - Holland, Dennis
 1962 8 - Malchow, Bruce
 1963 8 - Meier, Dale
 1965 9 - Meystedt, Kermit
 9 - Hachman, Ralph
 1968 7 - Ulmer, Pete
 1969 7 - Long, Darrell
 7 - Williams, Greg
 1970 9 - Halter, Tim
 9 - Payne, Mike
 1971 9 - King, Jim
 9 - Payne, Mike
 1972 11 - McSpadden, Galen
 1973 8 - McSpadden, Galen
 1974 13 - McSpadden, Galen
 1975 8 - Jorn, Dave
 8 - Smith, Tim
 1976 12 - Doerr, Mark
 12 - Hunt, Jeff
 1977 10 - Hosick, Steve
 10 - Hastings, Trae
 10 - Hunt, Jeff
 1978 11 - D'Amico, Paul
 1979 8 - Eftink, Mick
 8 - D'Amico, Paul
 1980 10 - Eftink, Mick
 10 - Boeller, Keith
 1981 15 - Boeller, Keith
 1982 10 - Stroud, Dan

10 - Eftink, Mick
 1983 12 - Stroud, Dan
 1984 10 - Schulte, Joe
 1985 13 - Schulte, Joe
 1986 14 - Grim, Jon
 1987 22 - Hempen, Hal
 1988 16 - Harper, Brian
 1989 16 - Elfrink, Brad
 1990 14 - Marschel, Larry
 1991 17 - Wieter, Alan
 1992 23 - Dannenmueller, Dan
 1993 19 - Lochmann,
 1994 22 - Phillips
 1995 22 - Pehle, Troy
 1996 17 - Siboda, Dave
 1997 23 - Michel, David
 1998 23 - Swearingen, Jason
 23 - Spille, Ryan
 1999 20 - Spille, Ryan
 2000 28 - Hilz, Jeffrey
 2001 27 - Hilz, Jeffrey
 2002 26 - Frazier, Mark
 2003 23 - Beever, James
 2004 30 - Smith, Brad
 2005 29 - Johnson, Andrew
 2006 25 - Parham, Josh
 2007 22 - Nails, Ivan
 22 - Parham, Josh
 2008 22 - Rhodes, Lance
 2009 23 - Poole, Ryan
 2010 25 - Simmons, Shae

Games Started

1973 6 - McSpadden, Galen
 1974 8 - McSpadden, Galen
 1975 8 - Smith, Tim
 1976 19 - Jorn, Dave
 1977 9 - Hastings, Trae
 9 - Hosick, Steve
 1978 7 - Hastings, Trae
 1979 7 - D'Amico, Paul
 1980 7 - Boeller, Keith
 7 - Baker, Randy
 1981 8 - Gronowski, Dave
 1982 8 - Eftink, Mick
 1983 11 - Stroud, Dan
 1984 6 - Reinagel, Kenny
 6 - Maloney, Scott
 1985 11 - Schulte, Joe
 1986 12 - Bohnert, Jeff
 1987 12 - Lummus, Lee
 12 - Harper, Brian
 1988 13 - Harper, Brian
 1989 12 - Lummus, Lee
 1990 9 - Baker, Doug
 1991 11 - Parks, Jim

1992 16 - Jarvis, John
 1993 10 - Tripp, Shawn
 1994 9 - Mitts
 9 - Rothweil, Larry
 1995 15 - Rothweil, Larry
 1996 13 - Swearingen, Jason
 13 - Michel, David
 1997 13 - Michel, David
 13 - Siboda, Dave
 1998 17 - Swearingen, Jason
 1999 15 - Spille, Ryan
 2000 16 - Huesgen, Dan
 2001 15 - Pennington, Todd
 2002 17 - Purcell, Brad
 2003 13 - Alvarez, Tim
 2004 15 - Fitch, Mike
 2005 17 - Johnson, Andrew
 2006 14 - Maupin, Anthony
 2007 15 - Syberg, Josh
 2008 13 - Renfrow, Dustin
 13 - Leigh, James
 2009 12 - Leigh, James
 12 - Gumieny, Kyle
 2010 15 - Underwood, Josh

Complete Games

1973 6 - McSpadden, Galen
 1974 6 - McSpadden, Galen
 1975 5 - Hastings, Trae
 1976 8 - Hastings, Trae
 1977 7 - Hosick, Steve
 7 - Hastings, Trae
 1978 4 - Hastings, Trae
 1979 3 - Fritsche, Tom
 1980 4 - Baker, Randy
 4 - Boeller, Keith
 1981 2 - Bernard, Lacey
 2 - Gronowski, Dave
 2 - Boeller, Keith
 1982 5 - Boeller, Keith
 5 - Eftink, Mick
 1983 9 - Hemmer, Lance
 1984 6 - Reinagel, Kenny
 1985 7 - Guthrie, Brian
 7 - Schulte, Joe
 1986 4 - Bohnert, Jeff
 1987 6 - Brewer, Kirby
 6 - Harper, Brian
 1988 8 - Harper, Brian
 1989 7 - Parks, Jim
 1990 6 - Baker, Doug
 1991 4 - Parks, Jim
 1992 3 - Jarvis, John
 3 - Wieter, Alan
 1993 3 - Dannenmueller, Dan
 1994 4 - Mitts

4 - Rothweil, Larry
 1995 3 - Swearingen, Jason
 3 - Rothweil, Larry
 3 - Michel, David
 1996 5 - Swearingen, Jason
 1997 5 - Michel, David
 1998 9 - Swearingen, Jason
 1999 8 - Spille, Ryan
 2000 5 - Debrock, Lanson
 2001 5 - Pennington, Todd
 2002 3 - Purcell, Brad
 2003 6 - Alvarez, Tim
 2004 7 - Maupin, Anthony
 2005 5 - Evans, Joey
 2006 6 - Maupin, Anthony
 2007 6 - Shah, Asif
 2008 5 - Renfrow, Dustin
 2009 1 - Leigh, James
 2010 1 - Gumieny, Kyle

Shutouts

1974 2 - Raley, Mike
 1975 1 - Shelton, Steve
 1976 4 - Hastings, Trae
 1977 1 - Buechting, Don
 1 - Hammers, Jim
 1 - Hastings, Trae
 1 - Hosick, Steve
 1979 1 - Fritsche, Tom
 1980 2 - Bernard, Lacey
 1981 1 - Gronowski, Dave
 1 - Boeller, Keith
 1982 1 - Stroud, Dan
 1 - Richards, Kent
 1 - Reinagel, Kenny
 1 - Hemmer, Lance
 1983 2 - Hemmer, Lance
 1984 2 - Maloney, Scott
 2 - Reinagel, Kenny
 1985 1 - Schulte, Joe
 1 - Guthrie, Brian
 1986 2 - Bohnert, Jeff
 1987 1 - Parks, Jim
 1 - Harper, Brian
 1988 1 - Harper, Brian
 1989 1 - Lummus, Lee
 1990 2 - Baker, Doug
 1991 1 - Parks, Jim
 1 - Baker, Doug
 1992 2 - Wieter, Alan
 1993 2 - Dannenmueller, Dan
 1994 1 - Mitts
 1 - Rothweil, Larry
 1 - Phillips
 1 - McMahon
 1995 1 - Borders, Chad



Year-by-Year Individual Leaders

1996 1 - Michel, David
 1997 1 - Siboda, Dave
 1 - Swearingen, Jason
 1998 2 - Spille, Ryan
 1999 3 - Huesgen, Dan
 2000 2 - Debrock, Lanson
 2001 3 - Pennington, Todd
 2002 1 - Smith, Brandon
 2003 3 - Alvarez, Tim
 2005 1 - Evans, Joey
 2006 1 - Maupin, Anthony
 2007 3 - Shah, Asif

Batters Faced

1978 180 - Hastings, Trae
 1979 176 - D'Amico, Paul
 1980 214 - Boeller, Keith
 1981 223 - Gronowski, Dave
 1982 214 - Eftink, Mick
 1983 307 - Hemmer, Lance
 1984 214 - Schulte, Joe
 1985 330 - Schulte, Joe
 1986 296 - Bohnert, Jeff
 1987 359 - Harper, Brian
 1988 415 - Harper, Brian
 1989 355 - Parks, Jim
 1990 259 - Marschel, Larry
 1991 320 - Parks, Jim
 1992 373 - Jarvis, John
 1994 316 - Mitts
 1995 430 - Michel, David
 1996 369 - Swearingen, Jason
 1997 381 - Michel, David
 1998 486 - Swearingen, Jason
 2000 417 - Debrock, Lanson
 2001 378 - Pennington, Todd
 2002 486 - Purcell, Brad
 2003 448 - Alvarez, Tim
 2004 471 - Maupin, Anthony
 2005 460 - Johnson, Andrew
 2006 432 - McAlister, Jamie
 2007 394 - Renfrow, Dustin
 2008 364 - Renfrow, Dustin
 2009 384 - Leigh, James
 2010 339 - Underwood, Josh

Fielding

Chances

1973 5 - Wengert, Gary
 1974 14 - Dambach, Grant
 1975 12 - Wieser, Dan
 1976 17 - Wieser, Dan
 1977 14 - Wieser, Dan
 1978 11 - Eisenbach, Rick

1979 174 - Samples, Mike
 1980 247 - Thompson, Jay
 1981 237 - Deal, Russ
 1982 282 - Rosburg, Paul
 1983 279 - Daily, Rick
 1984 180 - Patterson, Dan
 1985 307 - Patterson, Dan
 1986 302 - Patterson, Dan
 1987 277 - Schmidt, Steve
 1988 250 - Zoellner, Rich
 1989 298 - Horace, Scott
 1990 298 - Horace, Scott
 1991 292 - Shylanski, Todd
 1992 383 - Pruneau, Scott
 1993 253 - Crosnoe, Rex
 1994 449 - Blum, Kris
 1995 423 - Crosnoe, Rex
 1996 264 - Breuer, Tom
 1997 305 - Collier, Lamonte
 1998 360 - Bourbon, Jeff
 1999 333 - Kinsolving, Darin
 2000 397 - Bourbon, Jeff
 2001 463 - Bourbon, Jeff
 2002 423 - McDonald, Tristen
 2003 403 - Gilbert, Gary
 2004 408 - Noll, Brady
 2005 324 - Payne, Jordan
 2006 411 - Rave, Aaron
 2007 423 - Wagner, Matt
 2008 425 - Wagner, Matt
 2009 444 - Wagner, Matt
 2010 330 - Klocke, Jim

Putouts

1979 163 - Samples, Mike
 1980 229 - Thompson, Jay
 1981 194 - Deal, Russ
 1982 271 - Rosburg, Paul
 1983 257 - Daily, Rick
 1984 165 - Patterson, Dan
 1985 290 - Patterson, Dan
 1986 282 - Patterson, Dan
 1987 243 - Schmidt, Steve
 1988 235 - Zoellner, Rich
 1989 282 - Horace, Scott
 1990 267 - Horace, Scott
 1991 260 - Shylanski, Todd
 1992 324 - Pruneau, Scott
 1993 227 - Crosnoe, Rex
 1994 412 - Blum, Kris
 1995 367 - Crosnoe, Rex
 1996 218 - Miller, Mike
 1997 235 - Kinsolving, Darin
 1998 326 - Bourbon, Jeff
 1999 276 - Kinsolving, Darin
 2000 347 - Bourbon, Jeff

2001 410 - Bourbon, Jeff
 2002 370 - Hoffman, Eric
 2003 364 - Gilbert, Gary
 2004 359 - Noll, Brady
 2005 261 - Payne, Jordan
 2006 385 - Rave, Aaron
 2007 389 - Wagner, Matt
 2008 404 - Wagner, Matt
 2009 416 - Wagner, Matt
 2010 259 - Klocke, Jim

Assists

1979 54 - Miller, Blake
 1980 93 - Miller, Blake
 1981 87 - Miller, Blake
 1982 84 - Bunton, Bob
 84 - Ivie, Mike
 1983 88 - Ivie, Mike
 1984 48 - Smith, Darrick
 1985 78 - Muench, Doug
 1986 106 - Kimbelin, Keith
 1987 90 - Kimbelin, Keith
 1988 99 - Crosnoe, Cory
 1989 108 - Crosnoe, Cory
 1990 71 - Thomas, Scott
 1991 99 - Thomas, Scott
 1992 101 - Hollrah, Scott
 1993 101 - Rives
 1994 97 - Hopper, Scott
 97 - Moeglin, Brian
 1995 144 - Hopper, Scott
 1996 154 - Curran, Rusty
 1997 180 - Collier, Lamonte
 1998 161 - Lowe, Steve
 1999 147 - Lowe, Steve
 2000 146 - Borowiak, Zach
 2001 130 - Borowiak, Zach
 2002 166 - Borowiak, Zach
 2003 130 - Borowiak, Zach
 2004 168 - Bracamonte, Ernie
 2005 137 - Jenkins, Bo
 2006 113 - Padilla, Omar
 2007 143 - Moore, Robby
 2008 112 - Spencer, Tony
 2009 138 - Spencer, Tony
 2010 147 - Parmley, Kenton

Double Plays

2000 30 - Borowiak, Zach
 2001 38 - Allen, Shane
 2002 53 - Hoffman, Eric
 2003 46 - Gilbert, Gary
 2004 37 - Jenkins, Bo
 2005 40 - Bracamonte, Ernie
 2006 31 - Rave, Aaron
 2007 30 - Moore, Robby

2008 33 - Wagner, Matt
 2009 46 - Wagner, Matt
 2010 43 - Parmley, Kenton

Caught Stealing By

1992 25 - Shylanski, Todd
 1993 11 - Crosnoe, Rex
 1994 23 - Crosnoe, Rex
 1995 27 - Crosnoe, Rex
 1996 15 - Miller, Mike
 1997 11 - Hoehner, Brad
 1998 11 - Hoehner, Brad
 1999 15 - Berry, Dan
 2000 16 - Bourbon, Jeff
 2001 15 - Bourbon, Jeff
 2002 26 - McDonald, Tristen
 2003 13 - McDonald, Tristen
 2004 18 - Noll, Brady
 2005 10 - Noll, Brady
 2006 10 - Olson, Levi
 2007 15 - Klocke, Jim
 2008 13 - Klocke, Jim
 2009 10 - Klocke, Jim
 2010 13 - Klocke, Jim



Zach Borowiak



Year by Year Team Pitching

| Year | era | w-l | app | gs | cg | sho | sv | ip | h | r | er | bb | so | 2b | 3b | hr | bf | bavg | wp | hbp | bk | sfa | sha |
|------|------|-------|-----|----|----|-----|----|-------|-----|-----|-----|-----|-----|-----|----|----|------|------|----|-----|----|-----|-----|
| 1959 | 0.00 | 4-5 | 10 | 10 | 0 | 0/0 | 0 | 0.0 | 0 | 0 | 0 | 0 | 0 | 0 | 0 | 0 | 0 | .000 | 0 | 0 | 0 | 0 | 0 |
| 1960 | 0.00 | 4-7 | 10 | 10 | 0 | 0/0 | 0 | 0.0 | 0 | 71 | 0 | 0 | 0 | 0 | 0 | 0 | 0 | .000 | 0 | 0 | 0 | 0 | 0 |
| 1961 | 0.00 | 6-9 | 15 | 15 | 0 | 0/0 | 0 | 138.0 | 0 | 101 | 0 | 0 | 0 | 0 | 0 | 0 | 0 | .000 | 0 | 0 | 0 | 0 | 0 |
| 1962 | 0.00 | 5-12 | 18 | 18 | 0 | 0/0 | 0 | 151.2 | 0 | 83 | 0 | 0 | 0 | 0 | 0 | 0 | 0 | .000 | 0 | 0 | 0 | 0 | 0 |
| 1963 | 0.00 | 11-9 | 18 | 18 | 0 | 0/0 | 0 | 171.0 | 0 | 0 | 0 | 0 | 0 | 0 | 0 | 0 | 0 | .000 | 0 | 0 | 0 | 0 | 0 |
| 1964 | 0.00 | 15-5 | 20 | 20 | 0 | 0/0 | 0 | 157.0 | 0 | 0 | 0 | 0 | 0 | 0 | 0 | 0 | 0 | .000 | 0 | 0 | 0 | 0 | 0 |
| 1965 | 2.64 | 16-4 | 20 | 20 | 9 | 0/0 | 0 | 167.0 | 114 | 78 | 49 | 71 | 180 | 18 | 5 | 5 | 708 | .182 | 0 | 6 | 0 | 3 | 3 |
| 1967 | 4.12 | 13-10 | 23 | 23 | 0 | 0/0 | 0 | 179.0 | 177 | 118 | 82 | 81 | 148 | 0 | 0 | 8 | 0 | .241 | 0 | 0 | 0 | 0 | 0 |
| 1968 | 3.44 | 9-11 | 20 | 0 | 0 | 0/0 | 0 | 157.0 | 137 | 71 | 60 | 0 | 0 | 20 | 8 | 6 | 0 | .249 | 0 | 0 | 0 | 4 | 3 |
| 1969 | 5.05 | 6-12 | 19 | 19 | 0 | 0/0 | 0 | 148.0 | 142 | 106 | 83 | 93 | 120 | 0 | 0 | 0 | 569 | .209 | 0 | 9 | 0 | 0 | 0 |
| 1970 | 2.32 | 9-11 | 20 | 20 | 0 | 0/0 | 0 | 155.0 | 124 | 76 | 40 | 70 | 120 | 16 | 6 | 4 | 653 | .217 | 0 | 6 | 0 | 3 | 3 |
| 1971 | 4.03 | 15-7 | 22 | 22 | 0 | 0/0 | 0 | 172.0 | 148 | 86 | 77 | 77 | 130 | 13 | 6 | 12 | 746 | .227 | 0 | 7 | 0 | 6 | 5 |
| 1972 | 2.32 | 11-10 | 21 | 21 | 0 | 0/0 | 0 | 155.0 | 103 | 69 | 40 | 53 | 135 | 10 | 1 | 7 | 619 | .185 | 0 | 0 | 0 | 4 | 4 |
| 1973 | 1.82 | 14-4 | 18 | 18 | 14 | 0/0 | 0 | 123.2 | 71 | 39 | 25 | 60 | 110 | 9 | 3 | 3 | 502 | .164 | 0 | 5 | 0 | 1 | 2 |
| 1974 | 2.37 | 17-13 | 30 | 30 | 13 | 4/0 | 0 | 216.1 | 163 | 96 | 57 | 95 | 140 | 19 | 6 | 7 | 950 | .197 | 0 | 10 | 0 | 11 | 7 |
| 1975 | 2.65 | 18-9 | 27 | 27 | 12 | 3/0 | 0 | 197.1 | 154 | 90 | 58 | 91 | 132 | 24 | 6 | 7 | 832 | .214 | 0 | 12 | 0 | 7 | 4 |
| 1976 | 3.17 | 28-15 | 43 | 43 | 24 | 8/0 | 7 | 327.0 | 254 | 146 | 115 | 165 | 207 | 38 | 8 | 17 | 1441 | .205 | 0 | 8 | 0 | 13 | 13 |
| 1977 | 3.39 | 25-13 | 38 | 38 | 22 | 4/0 | 0 | 255.0 | 243 | 154 | 96 | 139 | 257 | 50 | 3 | 26 | 1232 | .230 | 0 | 15 | 0 | 13 | 9 |
| 1978 | 4.59 | 14-11 | 25 | 25 | 7 | 0/0 | 4 | 178.1 | 170 | 126 | 91 | 127 | 139 | 30 | 1 | 10 | 823 | .249 | 0 | 0 | 0 | 7 | 7 |
| 1979 | 4.33 | 13-10 | 23 | 23 | 6 | 1/0 | 3 | 162.0 | 145 | 104 | 78 | 110 | 133 | 20 | 1 | 13 | 745 | .235 | 18 | 6 | 0 | 3 | 10 |
| 1980 | 3.92 | 22-17 | 40 | 40 | 18 | 4/0 | 1 | 280.0 | 268 | 167 | 122 | 136 | 203 | 46 | 7 | 23 | 1246 | .249 | 8 | 16 | 0 | 6 | 10 |
| 1981 | 5.63 | 15-21 | 37 | 37 | 6 | 2/0 | 4 | 254.0 | 293 | 209 | 159 | 138 | 212 | 43 | 4 | 32 | 1187 | .289 | 21 | 13 | 0 | 11 | 11 |
| 1982 | 3.44 | 30-9 | 39 | 39 | 23 | 4/0 | 4 | 272.1 | 264 | 143 | 104 | 119 | 202 | 24 | 4 | 21 | 1191 | .251 | 22 | 8 | 0 | 4 | 10 |
| 1983 | 3.95 | 29-10 | 39 | 39 | 25 | 3/0 | 3 | 280.1 | 301 | 170 | 123 | 131 | 211 | 34 | 9 | 38 | 1265 | .275 | 18 | 9 | 3 | 8 | 21 |
| 1984 | 5.65 | 17-12 | 29 | 29 | 15 | 5/0 | 1 | 205.1 | 195 | 150 | 129 | 132 | 152 | 15 | 1 | 30 | 934 | .250 | 13 | 6 | 0 | 7 | 4 |
| 1985 | 4.09 | 28-15 | 44 | 44 | 25 | 2/0 | 1 | 304.0 | 272 | 208 | 138 | 185 | 246 | 40 | 5 | 29 | 1392 | .247 | 29 | 9 | 2 | 10 | 7 |
| 1986 | 5.36 | 29-13 | 43 | 43 | 10 | 4/0 | 4 | 305.1 | 332 | 235 | 182 | 145 | 222 | 53 | 9 | 41 | 1428 | .262 | 25 | 9 | 1 | 9 | 4 |
| 1987 | 4.82 | 28-20 | 48 | 48 | 18 | 2/0 | 10 | 340.0 | 379 | 253 | 182 | 160 | 271 | 71 | 7 | 33 | 1588 | .271 | 19 | 15 | 0 | 0 | 0 |
| 1988 | 5.68 | 19-23 | 42 | 42 | 15 | 2/1 | 2 | 312.0 | 373 | 264 | 197 | 130 | 227 | 79 | 14 | 32 | 1441 | .292 | 26 | 16 | 2 | 0 | 0 |
| 1989 | 5.41 | 27-17 | 44 | 44 | 17 | 1/0 | 3 | 318.0 | 345 | 267 | 191 | 179 | 175 | 66 | 4 | 36 | 1518 | .266 | 46 | 26 | 9 | 6 | 8 |
| 1990 | 4.69 | 19-19 | 39 | 39 | 17 | 2/0 | 1 | 280.0 | 282 | 229 | 146 | 153 | 212 | 58 | 24 | 15 | 1312 | .252 | 25 | 18 | 9 | 0 | 0 |
| 1991 | 3.16 | 25-18 | 43 | 43 | 9 | 2/0 | 4 | 353.1 | 311 | 173 | 124 | 147 | 261 | 51 | 14 | 16 | 1381 | .260 | 29 | 19 | 2 | 11 | 9 |
| 1992 | 6.06 | 22-27 | 49 | 49 | 11 | 4/0 | 3 | 376.0 | 446 | 323 | 253 | 247 | 232 | 66 | 16 | 35 | 1820 | .295 | 54 | 25 | 5 | 17 | 18 |
| 1993 | 4.84 | 13-27 | 40 | 40 | 5 | 2/0 | 4 | 303.0 | 327 | 210 | 163 | 127 | 224 | 66 | 17 | 25 | 1406 | .262 | 17 | 29 | 2 | 0 | 0 |
| 1994 | 4.97 | 23-27 | 50 | 50 | 13 | 4/0 | 2 | 383.2 | 456 | 283 | 212 | 155 | 213 | 85 | 12 | 31 | 1791 | .287 | 29 | 39 | 7 | 0 | 0 |
| 1995 | 4.88 | 32-21 | 53 | 53 | 12 | 2/1 | 6 | 438.2 | 521 | 306 | 238 | 169 | 320 | 99 | 13 | 39 | 2026 | .285 | 32 | 30 | 1 | 20 | 17 |
| 1996 | 5.23 | 25-23 | 49 | 49 | 14 | 1/0 | 4 | 390.2 | 466 | 285 | 227 | 161 | 277 | 90 | 20 | 31 | 1807 | .287 | 29 | 23 | 1 | 18 | 26 |
| 1997 | 5.74 | 24-33 | 57 | 57 | 12 | 3/1 | 7 | 451.2 | 591 | 384 | 288 | 192 | 301 | 113 | 10 | 53 | 2153 | .306 | 36 | 29 | 1 | 19 | 24 |
| 1998 | 5.22 | 32-24 | 56 | 56 | 20 | 6/4 | 2 | 446.2 | 507 | 313 | 259 | 163 | 365 | 96 | 8 | 62 | 2008 | .279 | 28 | 28 | 7 | 12 | 17 |
| 1999 | 4.97 | 27-27 | 54 | 54 | 15 | 5/1 | 3 | 423.1 | 490 | 302 | 234 | 149 | 327 | 102 | 8 | 48 | 1855 | .292 | 34 | 27 | 7 | 14 | 30 |
| 2000 | 4.17 | 37-17 | 54 | 54 | 8 | 6/4 | 6 | 445.0 | 456 | 260 | 206 | 205 | 395 | 80 | 10 | 32 | 2000 | .265 | 38 | 33 | 9 | 15 | 23 |
| 2001 | 3.94 | 34-20 | 54 | 54 | 8 | 8/4 | 7 | 429.0 | 383 | 240 | 188 | 216 | 441 | 71 | 11 | 29 | 1901 | .240 | 35 | 43 | 16 | 13 | 33 |
| 2002 | 4.64 | 37-20 | 57 | 57 | 8 | 1/0 | 12 | 477.0 | 525 | 310 | 246 | 190 | 403 | 88 | 6 | 46 | 2131 | .282 | 47 | 53 | 20 | 18 | 11 |
| 2003 | 5.12 | 31-20 | 51 | 51 | 8 | 6/2 | 5 | 408.0 | 422 | 282 | 232 | 196 | 336 | 58 | 7 | 51 | 1865 | .269 | 36 | 63 | 10 | 15 | 17 |
| 2004 | 5.89 | 29-28 | 57 | 57 | 9 | 2/2 | 12 | 478.1 | 569 | 385 | 313 | 244 | 415 | 113 | 14 | 48 | 2293 | .295 | 43 | 65 | 12 | 25 | 30 |
| 2005 | 5.29 | 24-34 | 59 | 59 | 10 | 1/0 | 6 | 487.0 | 542 | 322 | 286 | 226 | 326 | 87 | 13 | 36 | 2221 | .290 | 48 | 55 | 16 | 28 | 40 |
| 2006 | 5.21 | 21-31 | 52 | 52 | 11 | 3/2 | 7 | 430.0 | 487 | 325 | 249 | 203 | 325 | 106 | 16 | 26 | 2011 | .285 | 41 | 44 | 9 | 16 | 41 |
| 2007 | 4.69 | 32-24 | 56 | 56 | 9 | 8/3 | 8 | 476.1 | 531 | 314 | 248 | 212 | 335 | 102 | 12 | 35 | 2187 | .282 | 41 | 44 | 8 | 14 | 32 |
| 2008 | 5.92 | 26-26 | 52 | 52 | 7 | 1/1 | 4 | 443.2 | 499 | 331 | 292 | 209 | 380 | 107 | 8 | 32 | 2069 | .282 | 52 | 44 | 9 | 23 | 26 |
| 2009 | 6.76 | 26-25 | 51 | 51 | 1 | 0/0 | 9 | 427.1 | 572 | 393 | 321 | 205 | 332 | 121 | 11 | 58 | 2089 | .321 | 43 | 55 | 10 | 25 | 22 |
| 2010 | 6.27 | 30-25 | 55 | 55 | 1 | 2/2 | 9 | 463.2 | 549 | 383 | 323 | 229 | 364 | 115 | 9 | 62 | 2193 | .296 | 29 | 56 | 10 | 31 | 21 |



Year by Year Team Hitting

| Year | avg | gp-gs | ab | r | h | 2b | 3b | hr | rbi | tb | slg% | bb | hbp | so | gdp | ob% | sf | sh | sb-att | po | a | e | fld% |
|------|------|-------|------|-----|-----|-----|----|----|-----|------|------|-----|-----|-----|-----|------|----|----|--------|------|-----|-----|------|
| 1959 | .241 | 10-10 | 278 | 58 | 67 | 0 | 0 | 0 | 0 | 67 | .241 | 0 | 0 | 0 | 0 | .241 | 0 | 0 | 0-0 | 0 | 0 | 0 | .000 |
| 1960 | .254 | 10-10 | 350 | 57 | 89 | 0 | 0 | 0 | 0 | 89 | .254 | 0 | 0 | 0 | 0 | .254 | 0 | 0 | 0-0 | 0 | 0 | 0 | .000 |
| 1961 | .227 | 15-15 | 466 | 83 | 106 | 0 | 0 | 0 | 0 | 106 | .227 | 0 | 0 | 0 | 0 | .227 | 0 | 0 | 0-0 | 0 | 0 | 0 | .000 |
| 1962 | .209 | 18-18 | 503 | 66 | 105 | 0 | 0 | 0 | 0 | 105 | .209 | 0 | 0 | 0 | 0 | .209 | 0 | 0 | 0-0 | 0 | 0 | 0 | .000 |
| 1963 | .321 | 18-18 | 495 | 0 | 159 | 0 | 0 | 0 | 0 | 159 | .321 | 0 | 0 | 0 | 0 | .321 | 0 | 0 | 0-0 | 0 | 0 | 0 | .000 |
| 1964 | .294 | 20-20 | 530 | 0 | 156 | 0 | 0 | 0 | 0 | 156 | .294 | 0 | 0 | 0 | 0 | .294 | 0 | 0 | 0-0 | 0 | 0 | 0 | .000 |
| 1965 | .290 | 20-20 | 639 | 144 | 185 | 37 | 16 | 19 | 124 | 311 | .487 | 107 | 12 | 140 | 0 | .401 | 0 | 0 | 0-0 | 0 | 0 | 0 | .000 |
| 1966 | .204 | 19-19 | 569 | 75 | 116 | 13 | 3 | 13 | 60 | 174 | .306 | 0 | 0 | 0 | 0 | .204 | 0 | 0 | 0-0 | 0 | 0 | 0 | .000 |
| 1967 | .255 | 23-23 | 717 | 133 | 183 | 31 | 14 | 14 | 121 | 284 | .396 | 0 | 0 | 0 | 0 | .255 | 0 | 0 | 0-0 | 0 | 0 | 0 | .000 |
| 1968 | .209 | 20-0 | 603 | 84 | 126 | 13 | 8 | 10 | 52 | 185 | .307 | 0 | 0 | 0 | 0 | .209 | 0 | 9 | 2-2 | 0 | 0 | 0 | .000 |
| 1969 | .239 | 19-19 | 535 | 66 | 128 | 21 | 4 | 5 | 53 | 172 | .321 | 70 | 3 | 108 | 0 | .331 | 0 | 10 | 5-5 | 0 | 0 | 0 | .000 |
| 1970 | .244 | 20-20 | 590 | 86 | 144 | 29 | 9 | 11 | 70 | 224 | .380 | 108 | 6 | 120 | 0 | .366 | 0 | 15 | 12-12 | 0 | 0 | 0 | .000 |
| 1971 | .250 | 22-22 | 653 | 97 | 163 | 31 | 7 | 14 | 88 | 250 | .383 | 70 | 2 | 117 | 0 | .324 | 0 | 14 | 6-6 | 0 | 0 | 0 | .000 |
| 1972 | .240 | 21-21 | 570 | 72 | 137 | 16 | 2 | 15 | 60 | 202 | .354 | 71 | 7 | 118 | 0 | .332 | 0 | 12 | 2-2 | 0 | 0 | 0 | .000 |
| 1973 | .250 | 18-18 | 476 | 72 | 119 | 10 | 4 | 8 | 66 | 161 | .338 | 54 | 7 | 60 | 0 | .335 | 0 | 9 | 14-14 | 0 | 0 | 23 | .000 |
| 1974 | .266 | 30-30 | 834 | 136 | 222 | 21 | 11 | 6 | 101 | 283 | .339 | 121 | 4 | 109 | 0 | .362 | 0 | 24 | 25-25 | 0 | 0 | 53 | .000 |
| 1975 | .268 | 27-27 | 765 | 138 | 205 | 21 | 9 | 11 | 106 | 277 | .362 | 120 | 8 | 128 | 0 | .373 | 0 | 16 | 22-23 | 0 | 0 | 37 | .000 |
| 1976 | .272 | 43-43 | 1260 | 236 | 343 | 63 | 6 | 26 | 186 | 496 | .394 | 176 | 7 | 180 | 0 | .365 | 0 | 38 | 50-59 | 0 | 0 | 48 | .000 |
| 1977 | .283 | 38-38 | 1090 | 211 | 309 | 50 | 4 | 51 | 164 | 520 | .477 | 141 | 7 | 168 | 0 | .369 | 0 | 37 | 16-17 | 0 | 0 | 44 | .000 |
| 1978 | .312 | 25-25 | 721 | 159 | 225 | 37 | 0 | 38 | 132 | 376 | .521 | 91 | 7 | 101 | 0 | .394 | 0 | 16 | 33-38 | 0 | 0 | 47 | .000 |
| 1979 | .259 | 23-23 | 617 | 121 | 160 | 37 | 2 | 26 | 108 | 279 | .452 | 96 | 11 | 92 | 0 | .367 | 4 | 9 | 22-30 | 486 | 213 | 38 | .948 |
| 1980 | .306 | 40-40 | 1116 | 223 | 342 | 60 | 7 | 34 | 188 | 518 | .464 | 136 | 9 | 123 | 0 | .382 | 14 | 25 | 42-48 | 840 | 352 | 66 | .948 |
| 1981 | .288 | 37-0 | 995 | 174 | 287 | 42 | 6 | 34 | 158 | 443 | .445 | 164 | 10 | 155 | 0 | .390 | 12 | 27 | 22-27 | 762 | 330 | 66 | .943 |
| 1982 | .324 | 39-0 | 1113 | 304 | 361 | 58 | 11 | 51 | 266 | 594 | .534 | 174 | 8 | 149 | 0 | .415 | 13 | 12 | 33-38 | 826 | 334 | 60 | .951 |
| 1983 | .315 | 39-0 | 1115 | 280 | 351 | 59 | 6 | 48 | 262 | 566 | .508 | 199 | 8 | 188 | 0 | .418 | 14 | 15 | 21-31 | 841 | 352 | 79 | .938 |
| 1984 | .302 | 29-0 | 822 | 200 | 248 | 34 | 3 | 46 | 180 | 426 | .518 | 117 | 8 | 134 | 0 | .390 | 10 | 11 | 24-27 | 599 | 228 | 48 | .945 |
| 1985 | .323 | 44-0 | 1260 | 340 | 407 | 69 | 9 | 76 | 309 | 722 | .573 | 204 | 21 | 190 | 0 | .422 | 12 | 10 | 42-51 | 900 | 336 | 81 | .938 |
| 1986 | .354 | 43-0 | 1292 | 368 | 458 | 76 | 11 | 59 | 327 | 733 | .567 | 159 | 23 | 142 | 0 | .425 | 32 | 1 | 80-87 | 874 | 308 | 82 | .935 |
| 1987 | .292 | 48-0 | 1348 | 266 | 394 | 68 | 11 | 62 | 232 | 670 | .497 | 181 | 17 | 233 | 0 | .380 | 13 | 13 | 15-27 | 1020 | 375 | 91 | .939 |
| 1988 | .283 | 42-0 | 1230 | 206 | 348 | 58 | 10 | 43 | 183 | 555 | .451 | 145 | 18 | 234 | 0 | .363 | 15 | 11 | 33-53 | 935 | 388 | 93 | .934 |
| 1989 | .322 | 44-44 | 1290 | 307 | 415 | 63 | 18 | 70 | 272 | 724 | .561 | 189 | 15 | 193 | 0 | .410 | 16 | 9 | 46-63 | 954 | 398 | 105 | .928 |
| 1990 | .306 | 39-39 | 1169 | 229 | 358 | 68 | 14 | 19 | 212 | 511 | .437 | 112 | 8 | 178 | 0 | .369 | 7 | 5 | 61-76 | 840 | 348 | 109 | .916 |
| 1991 | .305 | 43-43 | 1426 | 265 | 435 | 82 | 16 | 20 | 247 | 609 | .427 | 152 | 12 | 204 | 0 | .371 | 26 | 14 | 68-85 | 999 | 437 | 80 | .947 |
| 1992 | .269 | 49-49 | 1481 | 245 | 399 | 68 | 12 | 22 | 217 | 557 | .376 | 160 | 23 | 257 | 41 | .346 | 20 | 16 | 53-71 | 1127 | 477 | 99 | .942 |
| 1993 | .275 | 40-40 | 1202 | 163 | 330 | 51 | 9 | 21 | 145 | 462 | .384 | 126 | 12 | 179 | 34 | .346 | 14 | 12 | 37-62 | 909 | 370 | 70 | .948 |
| 1994 | .266 | 50-50 | 1493 | 229 | 397 | 82 | 16 | 26 | 200 | 589 | .395 | 155 | 23 | 286 | 27 | .341 | 15 | 24 | 28-43 | 1151 | 519 | 95 | .946 |
| 1995 | .297 | 53-53 | 1765 | 352 | 525 | 101 | 23 | 29 | 307 | 759 | .430 | 228 | 36 | 346 | 41 | .386 | 17 | 21 | 49-66 | 1316 | 617 | 109 | .947 |
| 1996 | .281 | 49-49 | 1532 | 327 | 430 | 86 | 13 | 40 | 288 | 662 | .432 | 226 | 29 | 279 | 3 | .378 | 27 | 27 | 53-76 | 1172 | 569 | 80 | .956 |
| 1997 | .280 | 57-57 | 1785 | 329 | 499 | 107 | 12 | 38 | 285 | 744 | .417 | 236 | 50 | 319 | 2 | .375 | 21 | 24 | 84-119 | 1355 | 621 | 113 | .946 |
| 1998 | .299 | 56-56 | 1822 | 396 | 545 | 110 | 12 | 90 | 352 | 949 | .521 | 197 | 57 | 370 | 31 | .380 | 24 | 29 | 42-68 | 1340 | 580 | 83 | .959 |
| 1999 | .307 | 54-54 | 1706 | 338 | 523 | 114 | 16 | 64 | 295 | 861 | .505 | 201 | 45 | 311 | 49 | .389 | 26 | 20 | 60-83 | 1270 | 591 | 93 | .952 |
| 2000 | .314 | 54-54 | 1788 | 397 | 561 | 121 | 8 | 92 | 371 | 974 | .545 | 247 | 44 | 330 | 43 | .406 | 20 | 18 | 80-99 | 1335 | 577 | 71 | .964 |
| 2001 | .300 | 54-54 | 1684 | 353 | 506 | 122 | 8 | 49 | 310 | 791 | .470 | 206 | 60 | 305 | 32 | .392 | 17 | 32 | 46-70 | 1287 | 510 | 67 | .964 |
| 2002 | .310 | 57-57 | 1904 | 393 | 590 | 122 | 19 | 49 | 357 | 897 | .471 | 231 | 57 | 363 | 34 | .396 | 27 | 25 | 69-88 | 1431 | 602 | 90 | .958 |
| 2003 | .321 | 51-51 | 1723 | 381 | 553 | 113 | 11 | 70 | 332 | 898 | .521 | 171 | 42 | 293 | 36 | .390 | 29 | 21 | 58-77 | 1224 | 466 | 71 | .960 |
| 2004 | .301 | 57-57 | 1948 | 363 | 586 | 116 | 12 | 51 | 335 | 879 | .451 | 201 | 52 | 405 | 23 | .377 | 23 | 26 | 33-48 | 1435 | 571 | 100 | .953 |
| 2005 | .277 | 59-59 | 1940 | 301 | 538 | 99 | 7 | 27 | 281 | 732 | .377 | 203 | 47 | 376 | 44 | .355 | 29 | 42 | 51-66 | 1461 | 591 | 76 | .964 |
| 2006 | .269 | 52-52 | 1690 | 273 | 455 | 104 | 5 | 30 | 244 | 659 | .390 | 186 | 63 | 354 | 32 | .360 | 17 | 23 | 49-68 | 1290 | 519 | 83 | .956 |
| 2007 | .273 | 56-56 | 1829 | 359 | 499 | 88 | 13 | 45 | 325 | 748 | .409 | 230 | 78 | 291 | 29 | .374 | 20 | 29 | 54-85 | 1429 | 568 | 73 | .965 |
| 2008 | .292 | 52-52 | 1789 | 368 | 523 | 86 | 8 | 60 | 336 | 805 | .450 | 193 | 62 | 322 | 46 | .377 | 19 | 22 | 54-75 | 1331 | 469 | 60 | .968 |
| 2009 | .316 | 51-51 | 1731 | 394 | 547 | 116 | 7 | 71 | 368 | 890 | .514 | 200 | 49 | 307 | 43 | .398 | 19 | 26 | 66-91 | 1282 | 513 | 83 | .956 |
| 2010 | .346 | 55-55 | 1973 | 452 | 683 | 134 | 9 | 76 | 429 | 1063 | .539 | 199 | 51 | 288 | 43 | .414 | 29 | 19 | 43-68 | 1391 | 507 | 88 | .956 |




2011 SOUTHEAST MISSOURI BASEBALL

Record vs. Opponents

| | | | | | | | |
|----------------------|---------|--------------------------|-------|--------------------------|---------|-------------------|---------|
| Alabama | 4-7 | Illinois-Chicago | 7-0 | Nebraska | 0-3 | St. Joseph's | 0-1 |
| Arkansas-Little Rock | 4-0 | Illinois State | 3-9-2 | Nebraska-Omaha | 3-1 | St. Leo | 1-0 |
| Arkansas | 3-4 | Illinois Tech | 2-0 | Norfolk State | 1-1 | St. Olaf | 0-2 |
| Arkansas State | 26-29 | Indiana State | 5-5 | North Alabama | 0-2 | Tampa | 0-3 |
| Arkansas-Pine Bluff | 5-1 | Iowa | 5-6 | North Dakota | 11-4 | Tennessee-Martin | 55-21-1 |
| Armstrong Atlantic | 2-0 | Iowa State | 8-1 | Northeastern Illinois | 10-7 | Tennessee State | 6-0 |
| Auburn | 1-2 | Jackson State | 6-1 | Northern Colorado | 1-3 | Tennessee Tech | 41-21-1 |
| Augustana (Ill.) | 3-3 | Jacksonville State | 12-16 | Northern Illinois | 6-1 | Troy | 0-1 |
| Austin Peay | 43-28 | Kansas | 0-7 | Northern Iowa | 5-6 | Truman State | 17-3 |
| Belmont | 5-3 | Kansas State | 1-0 | Northern Kentucky | 1-0-1 | Tulane | 1-5 |
| Bethel (Tenn.) | 1-0 | Lakeland | 1-0 | Northwest Missouri State | 15-15 | Union (Ky.) | 2-6 |
| Bradley | 5-6 | Lincoln (Mo.) | 40-5 | Northwestern | 1-0 | Union (Tenn.) | 3-1 |
| Brescia | 2-0 | Lindenwood | 2-0 | Northwestern State | 1-0 | Valdosta State | 0-2 |
| Brown | 0-2 | Lipscomb | 6-1 | Oakland City | 10-1 | Valparaiso | 6-2 |
| Butler | 0-2 | Long Island | 0-1 | Oklahoma | 0-6 | Vanderbilt | 1-1 |
| Carroll (Wis.) | 2-0 | Louisville | 1-0 | Oklahoma State | 2-4 | Washburn | 1-1 |
| Centenary | 2-0 | Luther | 2-0 | Olivet Nazarene | 2-1 | Washington (Mo.) | 10-1 |
| Central Arkansas | 3-3 | Lyon | 2-0 | Oral Roberts | 3-2 | West Alabama | 2-1 |
| Central Michigan | 4-4 | MacMurray | 4-0 | Pittsburg State | 2-1 | Western Illinois | 4-3 |
| Central Missouri | 10-13 | Marietta | 4-4 | Princeton | 0-1 | Western Kentucky | 1-2 |
| Central Oklahoma | 1-0 | Martin Methodist | 1-0 | Purdue | 1-1 | Western Michigan | 1-0 |
| Christian Brothers | 17-2 | Maryville (Mo.) | 4-1 | Quincy | 11-5 | Westminster (Mo.) | 1-2 |
| Cleveland State | 2-0 | McKendree | 23-6 | Rhode Island | 0-1 | Wichita State | 1-4 |
| Columbus State | 1-2 | McNeese State | 1-2 | Rockford | 1-1 | William Jewell | 4-1 |
| Concordia (Mo.) | 5-2 | Maryland-Eastern Shore | 1-0 | Southeastern Louisiana | 2-2 | William Penn | 1-0-1 |
| Concordia (Neb.) | 0-2 | Memphis | 21-30 | SIU Edwardsville | 13-17 | William Woods | 1-0 |
| Creighton | 1-2 | Michigan State | 0-2 | Sacred Heart | 2-0 | Wingate | 1-1 |
| Culver-Stockton | 3-0 | Mid-Continent | 1-0 | Saint Louis | 33-24-1 | Winona State | 1-0 |
| Delaware State | 1-0 | Middle Tennessee State | 13-21 | Samford | 9-8 | Wisc.-Milwaukee | 3-1 |
| Delta State | 1-3 | Millikin | 5-0 | Savannah State | 1-0 | Wisc.-Stout | 0-2 |
| Eastern Kentucky | 29-31 | Minnesota State-Mankato | 1-1 | Slippery Rock | 2-0 | | |
| Eastern Illinois | 25-25 | Mississippi | 2-13 | Southeastern Louisiana | 2-2 | | |
| Eckerd | 0-3 | Mississippi State | 0-4 | South Alabama | 2-5 | | |
| Evansville | 29-20-1 | Missouri | 9-21 | South Dakota State | 6-2 | | |
| Florida A&M | 1-0 | Missouri Baptist | 21-11 | South Florida | 0-3 | | |
| Florida Atlantic | 0-1 | Missouri State | 37-60 | Southern Illinois | 24-41-1 | | |
| Florida Southern | 0-2 | Missouri Valley | 2-0 | Southern Indiana | 13-16 | | |
| Florida State | 0-3 | Missouri Southern | 3-5 | Southern Mississippi | 3-6 | | |
| Freed-Hardeman | 5-0 | Missouri S&T (Rolla) | 61-27 | Southern | 2-0 | | |
| Georgia Tech | 0-4 | Missouri-St. Louis | 28-30 | Southwest Baptist | 15-2 | | |
| Grand View | 1-2 | Minnesota State-Moorhead | 0-1 | St. Anselm | 1-0 | | |
| Greenville | 1-1 | Morehead State | 37-26 | St. Augustine's | 1-0 | | |
| Harris-Stowe | 17-2 | Murray State | 45-45 | St. Catharine | 0-1 | | |

2005 v.s. Missouri



Year-by-Year Results



1960 (4-8)

| | | |
|-----------------------|---|------|
| Southern Illinois | L | 4-3 |
| Harris Stowe | W | 5-3 |
| Arkansas State | W | 10-2 |
| Southern Illinois | W | 10-7 |
| Concordia Seminary | L | 3-2 |
| Memphis State | L | 11-0 |
| Saint Louis | L | 17-3 |
| Paducah Jr. Coll. | L | 10-5 |
| Southern Illinois | L | 10-5 |
| McKendree | L | 7-4 |
| Murray State Jr. Var. | L | 5-3 |

1961 (6-9-1)

| | | |
|----------------------|---|------|
| Quincy | L | 8-0 |
| Central Michigan | L | 9-4 |
| North Dakota | W | 5-2 |
| Harris Stowe | W | 5-4 |
| Evansville | W | 8-3 |
| Arkansas State | L | 12-3 |
| Paducah Jr. Coll. | L | 9-7 |
| Southern Illinois | W | 5-4 |
| Southern Illinois | L | 13-1 |
| Murray State | L | 3-2 |
| Saint Louis | T | 4-4 |
| Saint Louis | L | 12-2 |
| Southern Illinois | L | 8-7 |
| Flat River Jr. Coll. | W | 22-0 |
| Murray State | W | 8-5 |
| Memphis State | L | 5-0 |

1962 (5-12-1)

| | | |
|----------------------|---|------|
| William Jewell | W | 7-4 |
| Evansville | T | 4-4 |
| Arkansas State | L | 6-3 |
| Concordia (STL) | W | 4-0 |
| Harris Stowe | L | 16-3 |
| Southern Illinois | L | 2-0 |
| Southern Illinois | L | 8-3 |
| Arkansas State | L | 4-1 |
| Paducah Jr. Coll. | W | 2-1 |
| Saint Louis | W | 8-1 |
| Saint Louis | L | 8-3 |
| McKendree | W | 11-3 |
| Southern Illinois | L | 9-6 |
| Harris Stowe | L | 2-1 |
| Evansville | L | 6-5 |
| Evansville | L | 2-1 |
| NCAA Regional | | |
| Austin Peay | L | 2-1 |
| Arkansas State | L | 6-3 |

1963 (11-9)

| | | |
|--------------|---|------|
| Evansville | W | 6-2 |
| Murray State | L | 11-0 |
| Murray State | L | 6-4 |
| Evansville | W | 12-2 |
| Paducah CC | W | 7-6 |
| Harris Stowe | W | 8-0 |
| Quincy | W | 11-0 |
| Quincy | W | 7-3 |

| | | |
|-------------------|---|------|
| Harris Stowe | W | 12-5 |
| Harris Stowe | W | 15-1 |
| Concordia (Mo.) | L | 6-3 |
| Paducah CC | W | 20-3 |
| Arkansas State | L | 4-3 |
| Southern Illinois | L | 12-4 |
| Murray State | L | 2-1 |
| Arkansas State | W | 4-0 |
| Arkansas State | W | 6-4 |
| Saint Louis | L | 8-1 |
| Saint Louis | L | 4-1 |
| Southern Illinois | L | 3-1 |

1964 (15-5)

| | | |
|-------------------|---|------|
| Evansville | W | 9-2 |
| Arkansas State | W | 5-1 |
| Arkansas State | L | 7-6 |
| UT Martin | W | 7-4 |
| Harris Stowe | W | 7-6 |
| McKendree | W | 4-3 |
| McKendree | W | 5-0 |
| Southern Illinois | L | 5-3 |
| Murray State | W | 7-6 |
| Murray State | W | 11-3 |
| Concordia (Mo.) | W | 7-6 |
| Evansville | W | 8-1 |
| Saint Louis | W | 4-1 |
| Saint Louis | W | 4-3 |
| Southern Illinois | W | 8-5 |
| Missouri State | W | 5-0 |
| Missouri State | W | 5-4 |
| Harris Stowe | W | 10-0 |
| McKendree | W | 13-5 |
| McKendree | W | 13-6 |

1965 (16-4)

| | | |
|-------------------|---|------|
| William Jewell | W | 8-2 |
| Evansville | W | 7-1 |
| Lakeland (Wisc.) | W | 19-0 |
| Murray State | W | 9-8 |
| Arkansas State | W | 8-7 |
| UT Martin | L | 3-2 |
| Southern Illinois | L | 13-8 |
| Missouri-Rolla | W | 2-1 |
| Missouri-Rolla | W | 7-0 |
| Harris Stowe | W | 10-1 |
| Southern Illinois | L | 3-0 |
| Arkansas State | W | 7-4 |
| Murray State | L | 8-7 |
| Missouri-Rolla | W | 9-5 |
| Missouri State | W | 7-2 |
| Missouri State | W | 9-6 |
| Evansville | W | 9-2 |
| Harris Stowe | W | 7-0 |
| McKendree | W | 2-0 |
| McKendree | W | 7-2 |

1966 (11-8)

| | | |
|------------------|---|-----|
| Harris Stowe | W | 3-1 |
| Central Michigan | L | 4-3 |
| Central Michigan | W | 4-1 |
| Missouri State | W | 4-1 |

| | | |
|-------------------|---|------|
| Missouri State | W | 8-1 |
| Missouri State | W | 4-3 |
| Evansville | L | 7-4 |
| Missouri-Rolla | W | 5-2 |
| Missouri State | W | 11-0 |
| Southern Illinois | W | 3-2 |
| Southern Illinois | L | 3-2 |
| Arkansas State | L | 5-3 |
| Arkansas State | W | 6-5 |
| Murray State | L | 11-2 |
| Missouri-Rolla | W | 2-1 |
| Missouri-Rolla | L | 10-5 |
| Central Mo. State | L | 3-1 |
| Central Mo. State | L | 4-1 |

1967 (13-10)

| | | |
|---------------------|---|-------|
| Memphis | W | 6-3 |
| Memphis | L | 7-3 |
| Delta State | L | 9-4 |
| Delta State | W | 8-5 |
| Delta State | L | 5-4 |
| Bradley | L | 12-7 |
| Bradley | L | 3-2 |
| Bradley | W | 11-10 |
| Evansville | W | 9-8 |
| UT Martin | W | 9-1 |
| Missouri State | L | 5-0 |
| Missouri State | W | 9-8 |
| Missouri-Rolla | L | 6-3 |
| Missouri-Rolla | W | 9-8 |
| Missouri State | W | 9-2 |
| Harris Stowe | W | 13-3 |
| Evansville | W | 7-2 |
| Murray State | L | 5-4 |
| Northwest Mo. State | W | 7-6 |
| Northwest Mo. State | W | 2-0 |
| Northwestern St. | W | 4-3 |
| Arkansas State | L | 12-6 |
| North Dakota | L | 2-1 |

1968 (9-11)

| | | |
|------------------|---|------|
| Northwestern | W | 9-4 |
| Washington U. | W | 5-2 |
| Washington U. | L | 5-1 |
| Missouri-Rolla | W | 3-0 |
| Missouri-Rolla | W | 3-0 |
| Concordia (Neb.) | L | 6-3 |
| Concordia (Neb.) | L | 8-2 |
| Missouri State | W | 13-3 |
| Missouri State | L | 5-4 |
| Evansville | L | 5-4 |
| UT Martin | L | 3-2 |
| Concordia (STL) | W | 7-6 |
| Missouri-Rolla | W | 6-5 |
| Missouri-Rolla | L | 6-1 |
| Missouri-Rolla | L | 6-4 |
| Arkansas State | L | 6-1 |
| Missouri State | W | 5-2 |
| Missouri State | L | 6-3 |
| Missouri State | L | 5-4 |
| Murray State | W | 4-2 |

1969 (6-12-1)

| | | |
|---------------------|---|-------|
| William Penn | W | 2-0 |
| William Penn | T | 2-2 |
| Wisconsin State | W | 7-6 |
| Wisconsin State | L | 5-2 |
| Southwest Mo. State | L | 3-2 |
| Southwest Mo. State | L | 6-0 |
| Missouri State | L | 11-10 |
| Missouri-St. Louis | L | 7-6 |
| Missouri-Rolla | L | 4-2 |
| Missouri-Rolla | L | 5-4 |
| Missouri-Rolla | W | 6-2 |
| Missouri State | L | 8-1 |
| Missouri State | L | 7-3 |
| Missouri State | L | 13-1 |
| Murray State | W | 7-4 |
| Evansville | W | 3-2 |
| UT Martin | W | 3-2 |
| UT Martin | L | 12-3 |
| Murray State | L | 6-1 |

1970 (9-11)

| | | |
|--------------------|---|------|
| Murray State | L | 8-2 |
| CBC | L | 4-3 |
| CBC | L | 2-1 |
| Delta State | L | 4-1 |
| Missouri State | L | 9-0 |
| Missouri State | W | 6-3 |
| Missouri State | W | 5-4 |
| Evansville | W | 6-5 |
| Missouri-Rolla | W | 1-0 |
| Missouri-Rolla | W | 9-0 |
| Missouri-Rolla | L | 4-3 |
| Missouri State | L | 7-2 |
| Missouri State | W | 14-2 |
| Missouri State | L | 3-2 |
| Missouri-Rolla | L | 2-1 |
| Missouri-Rolla | L | 2-1 |
| Missouri-Rolla | L | 3-2 |
| Saint Louis | W | 10-1 |
| Missouri-St. Louis | W | 12-8 |
| Murray State | W | 5-4 |

1971 (15-7)

| | | |
|---------------------|---|------|
| CBC | W | 10-6 |
| Memphis State | W | 8-7 |
| Evansville | W | 1-0 |
| Evansville | W | 9-1 |
| Missouri State | L | 4-1 |
| Missouri State | W | 3-2 |
| Northwest Mo. State | W | 5-4 |
| Northwest Mo. State | L | 10-3 |
| Murray State | W | 2-1 |
| Missouri-St. Louis | L | 8-0 |
| Missouri-St. Louis | W | 4-3 |
| Washington U. | W | 2-0 |
| Lincoln U. | W | 7-3 |
| Lincoln U. | W | 6-2 |
| Northwest Mo. State | W | 5-3 |
| Northwest Mo. State | W | 5-3 |
| Murray State | L | 9-7 |
| Missouri-Rolla | L | 1-0 |
| Missouri-Rolla | W | 12-4 |

| | | |
|--------------------|---|-----|
| Missouri-St. Louis | L | 5-1 |
| Central Mo. State | W | 2-1 |
| Central Mo. State | L | 8-4 |

1972 (11-10)

| | |
|---------------------|--------|
| St. Olaf L | 10-3 |
| St. Olaf L | 8-2 |
| Missouri State | L 7-1 |
| Missouri State | L 6-3 |
| Wisc.-Milwaukee | W 3-0 |
| Wisc.-Milwaukee | W 8-0 |
| Moorhead (Minn.) | L 6-5 |
| Northeast Mo. State | W 1-0 |
| Northeast Mo. State | W 2-1 |
| CBC | W 2-1 |
| Murray State | L 7-2 |
| Washington U. | W 11-1 |
| Murray State | L 4-3 |
| Northwest Mo. State | W 5-0 |
| Northwest Mo. State | W 2-1 |
| Missouri-Rolla | L 3-2 |
| Missouri-Rolla | W 8-3 |
| Evansville | W 3-0 |
| Evansville | L 6-0 |
| Central Mo. State | L 5-4 |
| Central Mo. State | W 2-0 |

1973 (14-4)

| | | |
|---------------------|---|------|
| Centenary | W | 9-3 |
| Centenary | W | 6-3 |
| Luther Coll. | W | 2-1 |
| Luther Coll. | W | 4-0 |
| CBC | W | 5-2 |
| CBC | W | 4-1 |
| U. Illinois-Chicago | W | 5-1 |
| U. Illinois-Chicago | W | 8-7 |
| Illinois Tech | W | 1-0 |
| Illinois Tech | W | 6-0 |
| Northwest Mo. State | W | 3-0 |
| Northwest Mo. State | W | 3-1 |
| Lincoln U. | W | 9-1 |
| Lincoln U. | L | 1-0 |
| Northwest Mo. State | L | 3-2 |
| Northwest Mo. State | L | 2-1 |
| Missouri-Rolla | W | 2-1 |
| Missouri-Rolla | L | 11-2 |

1974 (17-13)

| | | |
|-------------------|---|------|
| CBC | W | 5-1 |
| CBC | W | 6-1 |
| Western Illinois | L | 3-2 |
| Western Illinois | W | 6-3 |
| CBC | W | 9-4 |
| CBC | W | 2-0 |
| Central Mo. State | L | 4-3 |
| Central Mo. State | L | 13-4 |
| Missouri-Rolla | W | 12-7 |
| Missouri-Rolla | W | 14-4 |
| Missouri State | L | 4-3 |
| Missouri State | W | 6-5 |
| Quincy | L | 2-0 |
| Quincy | L | 6-1 |



2011 SOUTHEAST MISSOURI BASEBALL

Year-by-Year Results

| | | |
|---------------------|---|------|
| Northeast Mo. State | W | 1-0 |
| Northeast Mo. State | W | 8-0 |
| Memphis State | L | 3-1 |
| Washington U. | W | 4-3 |
| Westminster | L | 3-2 |
| Westminster | L | 3-1 |
| Lincoln U. | W | 2-1 |
| Lincoln U. | L | 5-4 |
| Northwest Mo. State | L | 3-1 |
| Northwest Mo. State | W | 6-5 |
| Evansville | W | 8-2 |
| Evansville | L | 2-0 |
| Indiana State | W | 4-3 |
| Indiana State | W | 10-0 |
| Missouri-Rolla | W | 9-1 |
| Missouri-Rolla | L | 4-1 |

1975 (18-9)

| | | |
|---------------------|---|------|
| CBC | W | 8-2 |
| CBC | W | 7-6 |
| MacMurray | W | 1-0 |
| MacMurray | W | 12-2 |
| U. Illinois-Chicago | W | 4-0 |
| U. Illinois-Chicago | W | 7-1 |
| Winona State | W | 6-2 |
| Central Mo. State | W | 1-0 |
| Central Mo. State | L | 3-2 |
| Central Mo. State | W | 9-7 |
| UT Martin | W | 8-7 |
| UT Martin | W | 9-3 |
| Missouri State | L | 10-5 |
| Missouri State | L | 3-2 |
| Missouri State | L | 3-2 |
| Northeast Mo. State | W | 6-3 |
| Northeast Mo. State | L | 4-2 |
| Washington U. | W | 6-4 |
| Saint Louis | W | 2-0 |
| Saint Louis | W | 5-1 |
| Indiana State | W | 4-2 |
| Indiana State | L | 3-2 |
| Lincoln U. | W | 12-6 |
| Lincoln U. | L | 2-0 |
| Lincoln U. | W | 10-4 |
| Northwest Mo. State | L | 9-4 |
| Northwest Mo. State | L | 3-2 |

1976 (28-15)

| | | |
|---------------------|---|------|
| Illinois State | L | 4-1 |
| Memphis State | W | 7-6 |
| CBC | W | 3-1 |
| CBC | W | 4-2 |
| Carroll Coll. | W | 4-1 |
| Carroll Coll. | W | 6-3 |
| U. Illinois-Chicago | W | 5-3 |
| Missouri-Rolla | W | 10-0 |
| Missouri-Rolla | W | 1-0 |
| Missouri-Rolla | W | 2-1 |
| UT Martin | W | 6-0 |
| UT Martin | L | 3-0 |
| Central Mo. State | W | 6-3 |
| Central Mo. State | L | 2-1 |
| Central Mo. State | W | 3-2 |
| Saint Louis | L | 6-4 |

| | | |
|---------------------|---|-------|
| Saint Louis | L | 5-4 |
| Missouri State | W | 13-9 |
| Missouri State | W | 6-2 |
| Missouri State | L | 12-10 |
| Augustana | L | 3-2 |
| Augustana | L | 10-2 |
| Northeast Mo. State | W | 11-5 |
| Northeast Mo. State | W | 11-0 |
| Northeast Mo. State | W | 8-1 |
| Southern Illinois | L | 6-3 |
| Southern Illinois | L | 4-3 |
| Northeastern Ill. | L | 3-1 |
| Northeastern Ill. | W | 4-2 |
| Lincoln U. | W | 16-2 |
| Lincoln U. | W | 11-0 |
| Lincoln U. | W | 17-0 |
| Missouri Baptist | L | 5-3 |
| Missouri Baptist | L | 7-3 |
| Northwest Mo. State | W | 4-0 |
| Northwest Mo. State | W | 1-0 |
| Mankato State | W | 8-3 |
| Nebraska-Omaha | W | 12-4 |
| Nebraska-Omaha | W | 4-2 |
| Sacred Heart U. | W | 4-3 |
| Florida Southern | L | 5-3 |
| Livingston (Ala.) | W | 9-7 |
| SIU-Edwardsville | L | 9-3 |

1977 (25-13)

| | | |
|---------------------|---|-------|
| Iowa | W | 9-6 |
| Iowa | L | 14-5 |
| U. Illinois-Chicago | W | 5-3 |
| U. Illinois-Chicago | W | 4-3 |
| Northwest Mo. State | L | 4-1 |
| Northwest Mo. State | L | 4-1 |
| Northwest Mo. State | L | 7-4 |
| Evansville | L | 6-4 |
| Evansville | W | 10-5 |
| Brown | L | 7-5 |
| Brown | L | 7-5 |
| Missouri-Rolla | W | 9-1 |
| Missouri-Rolla | W | 6-1 |
| Missouri-Rolla | W | 22-16 |
| Central Mo. State | W | 3-1 |
| Central Mo. State | W | 4-1 |
| Central Mo. State | W | 7-6 |
| UT Martin | W | 4-3 |
| UT Martin | W | 9-2 |
| Missouri State | W | 4-3 |
| Missouri State | W | 7-5 |
| Missouri State | W | 6-1 |
| Northeast Mo. State | L | 4-1 |
| Northeast Mo. State | W | 1-0 |
| Northeast Mo. State | W | 6-0 |
| Indiana State | L | 4-1 |
| Indiana State | W | 6-5 |
| Memphis State | L | 5-4 |
| Memphis State | L | 6-5 |
| Missouri Baptist | W | 1-0 |
| Missouri Baptist | W | 5-1 |
| Lincoln U. | W | 9-0 |
| Lincoln U. | W | 12-1 |
| Missouri State | L | 6-2 |
| South Dakota State | W | 6-5 |

| | | |
|----------------|---|-----|
| Missouri State | W | 5-3 |
| Nebraska-Omaha | L | 2-1 |

1978 (14-11)

| | | |
|---------------------|---|------|
| CBC | W | 11-5 |
| CBC | W | 14-4 |
| MacMurray | W | 10-2 |
| MacMurray | W | 11-8 |
| Augustana | L | 12-3 |
| Augustana | W | 12-1 |
| Missouri-Rolla | W | 12-5 |
| Missouri-Rolla | W | 5-2 |
| Missouri-Rolla | L | 11-6 |
| Evansville | L | 9-8 |
| Evansville | L | 7-4 |
| Central Mo. State | L | 7-3 |
| Central Mo. State | L | 1-0 |
| Central Mo. State | W | 7-4 |
| Missouri State | W | 5-2 |
| Missouri State | L | 4-3 |
| Missouri State | L | 6-1 |
| Saint Louis | W | 15-8 |
| Northeast Mo. State | W | 7-2 |
| Northeast Mo. State | W | 6-1 |
| Northeast Mo. State | W | 6-5 |
| Missouri-St. Louis | W | 2-1 |
| Missouri-St. Louis | L | 5-2 |
| Missouri Baptist | L | 13-3 |
| Missouri Baptist | L | 1-0 |

1979 (13-10)

| | | |
|--------------------|---|------|
| Butler | L | 2-1 |
| Marietta | W | 3-1 |
| Olivet Coll. | L | 5-4 |
| CBC | W | 1-0 |
| CBC | W | 5-1 |
| Saint Louis | W | 15-2 |
| Saint Louis | L | 9-8 |
| Missouri-Rolla | W | 7-5 |
| Missouri-Rolla | W | 5-3 |
| Missouri-St. Louis | L | 5-2 |
| Missouri-St. Louis | L | 4-0 |
| Evansville | W | 8-4 |
| Evansville | W | 8-6 |
| Oakland City Coll. | W | 5-1 |
| Oakland City Coll. | W | 16-0 |
| Missouri State | W | 7-5 |
| Missouri State | L | 5-0 |
| Missouri-Rolla | L | 6-0 |
| Missouri-Rolla | L | 9-7 |
| Missouri Baptist | L | 9-5 |
| Missouri Baptist | W | 4-3 |
| Missouri State | L | 11-0 |
| Missouri State | W | 10-8 |

1980 (22-17-1)

| | | |
|----------------------|---|-----|
| Marietta | L | 4-1 |
| Northern Kentucky | W | 5-2 |
| Olivet Coll. (Mich) | W | 9-4 |
| Wingate Coll. (N.C.) | L | 6-4 |
| Northern Kentucky | T | 6-6 |
| Oakland City | L | 6-3 |

| | | |
|--------------------|---|-------|
| Oakland City | W | 4-2 |
| CBC | W | 5-1 |
| Missouri-St. Louis | L | 6-5 |
| Missouri-St. Louis | L | 7-6 |
| Greenville Coll. | W | 5-4 |
| Greenville Coll. | L | 3-1 |
| North Dakota | W | 5-2 |
| North Dakota | W | 6-0 |
| Millikin | W | 2-1 |
| Millikin | W | 4-0 |
| Missouri-Rolla | W | 14-4 |
| Missouri-Rolla | L | 10-4 |
| Evansville | W | 16-8 |
| Evansville | W | 3-2 |
| Missouri State | L | 11-6 |
| Missouri State | L | 4-3 |
| Lincoln | W | 10-0 |
| Lincoln | W | 11-2 |
| Indiana State | W | 3-2 |
| Indiana State | L | 4-3 |
| SIU-Edwardsville | L | 5-2 |
| SIU-Edwardsville | W | 6-1 |
| Missouri State | L | 5-2 |
| Missouri State | L | 15-10 |
| Saint Louis | L | 15-12 |
| Saint Louis | L | 8-5 |
| Missouri Baptist | W | 2-1 |
| Missouri Baptist | W | 12-1 |
| Evansville | W | 4-3 |
| Evansville | W | 5-4 |
| Lincoln | W | 8-2 |
| Evansville | W | 9-0 |

1981 (15-21-1)

| | | |
|---------------------|---|------|
| UT Martin | L | 5-3 |
| UT Martin | W | 6-4 |
| Marietta Coll. | L | 6-2 |
| Illinois State | T | 0-0 |
| Valparaiso | L | 7-4 |
| Saint Louis | W | 8-4 |
| Saint Louis | L | 7-3 |
| Oakland City | W | 7-2 |
| Oakland City | W | 4-3 |
| Iowa | L | 6-2 |
| Missouri-St. Louis | L | 5-2 |
| Missouri-St. Louis | L | 12-4 |
| North Dakota | L | 6-1 |
| North Dakota | W | 5-0 |
| North Dakota | W | 8-7 |
| Missouri-Rolla | L | 5-2 |
| Missouri-Rolla | W | 2-1 |
| Southern Illinois | L | 11-3 |
| Missouri State | L | 13-5 |
| Missouri State | L | 4-1 |
| Indiana State-Evans | L | 11-2 |
| Indiana State-Evans | L | 7-2 |
| Missouri-St. Louis | L | 4-1 |
| Missouri-St. Louis | L | 12-2 |
| Maryville | W | 14-6 |
| Maryville | W | 22-6 |
| Missouri-Rolla | W | 12-8 |
| Missouri-Rolla | W | 7-3 |
| SIU-Edwardsville | L | 10-9 |
| SIE-Edwardsville | L | 9-5 |

| | | |
|------------------|---|-----|
| Missouri Baptist | W | 5-4 |
| Missouri Baptist | W | 2-1 |
| Missouri State | L | 4-3 |
| Missouri State | L | 5-2 |

1982 (30-9)

| | | |
|---------------------|---|------|
| Florida State | L | 10-2 |
| Jacksonville State | W | 2-1 |
| Marietta | L | 4-3 |
| Illinois State | W | 9-2 |
| Lincoln | W | 12-1 |
| Lincoln | W | 6-3 |
| Indiana State | W | 13-2 |
| Indiana State | L | 3-2 |
| Missouri-Rolla | W | 3-2 |
| Missouri-Rolla | W | 3-0 |
| Oakland City | W | 9-2 |
| Oakland City | W | 22-1 |
| North Dakota | W | 4-3 |
| North Dakota | W | 5-1 |
| North Dakota | W | 9-0 |
| North Dakota | W | 12-1 |
| Missouri-St. Louis | L | 19-9 |
| Missouri-St. Louis | W | 8-6 |
| Lindenwood | W | 9-0 |
| Lindenwood | W | 12-2 |
| Lincoln | W | 5-2 |
| Lincoln | W | 6-0 |
| Millikin | W | 10-5 |
| Millikin | W | 15-7 |
| Millikin | W | 21-2 |
| Maryville | L | 6-3 |
| Maryville | W | 10-3 |
| Missouri-Rolla | W | 13-4 |
| Missouri-Rolla | W | 14-2 |
| SIU-Edwardsville | L | 5-4 |
| SIU-Edwardsville | W | 10-6 |
| Missouri-St. Louis | W | 8-7 |
| Missouri-St. Louis | W | 3-2 |
| Saint Louis | W | 7-3 |
| Saint Louis | L | 3-2 |
| Northwest Mo. State | L | 2-0 |
| Northwest Mo. State | L | 8-0 |
| Missouri Baptist | W | 6-2 |
| Missouri Baptist | W | 13-2 |

1983 (29-10)

| | | |
|--------------------|---|------|
| Wingate | W | 5-4 |
| Marietta | W | 3-1 |
| Butler | L | 8-5 |
| Valparaiso | W | 7-0 |
| Saint Louis | W | 14-2 |
| Saint Louis | W | 5-4 |
| Oakland City | W | 10-3 |
| Oakland City | W | 6-1 |
| Lincoln | W | 11-2 |
| Lincoln | W | 18-0 |
| Nebraska-Omaha | W | 9-6 |
| Southern Illinois | L | 8-4 |
| Missouri-St. Louis | W | 4-3 |
| Missouri-St. Louis | W | 3-1 |
| Missouri-Rolla | W | 10-1 |
| Missouri-Rolla | W | 5-0 |



Year-by-Year Results

| | | |
|---|---|-------|
| Lincoln | W | 10-6 |
| Lincoln | W | 12-7 |
| UT Martin | L | 5-1 |
| UT Martin | W | 16-5 |
| Missouri-Rolla | W | 14-8 |
| Missouri-Rolla | W | 11-5 |
| Indiana State | W | 7-1 |
| Indiana State | W | 11-10 |
| SIU-Edwardsville | L | 6-2 |
| SIU-Edwardsville | W | 7-5 |
| Missouri-St. Louis | L | 4-0 |
| Missouri-St. Louis | W | 10-1 |
| Northwest Mo. State | W | 7-4 |
| Northwest Mo. State | L | 12-2 |
| Northwest Mo. State | L | 11-10 |
| Missouri Baptist | W | 3-2 |
| Missouri Baptist | W | 7-1 |
| Indiana State | L | 3-2 |
| Indiana State | W | 6-5 |
| Oakland City | W | 15-6 |
| Oakland City | W | 7-6 |
| NCAA Midwest Regional @ Edwardsville, Ill. | | |
| Mankato State | L | 3-1 |
| SIU-Edwardsville | L | 13-2 |

1984 (17-12)

| | | |
|---------------------|---|-------|
| Illinois State | L | 11-1 |
| Grand View | W | 2-0 |
| Valparaiso | L | 2-1 |
| Valparaiso | W | 6-4 |
| Grand View | L | 13-3 |
| Rhode Island | L | 7-6 |
| Rockford | W | 14-1 |
| Rockford | L | 5-3 |
| Missouri-Rolla | W | 13-6 |
| Missouri-Rolla | W | 6-0 |
| Harris Stowe | W | 19-5 |
| Missouri-St. Louis | L | 11-10 |
| Missouri-St. Louis | L | 5-1 |
| Indiana State | L | 12-5 |
| Indiana State | L | 9-6 |
| UT Martin | W | 8-7 |
| UT Martin | W | 10-1 |
| Lincoln | W | 21-0 |
| Lincoln | W | 19-3 |
| Missouri-Rolla | L | 10-1 |
| SIU-Edwardsville | W | 1-0 |
| SIU-Edwardsville | W | 7-5 |
| Missouri Baptist | W | 11-3 |
| Missouri Baptist | W | 11-5 |
| Northwest Mo. State | W | 1-0 |
| Missouri-St. Louis | L | 13-0 |
| Northwest Mo. State | L | 8-7 |
| SIU-Edwardsville | W | 4-3 |
| SIU-Edwardsville | W | 5-1 |

1985 (28-15-1)

Head Coach: Palmer Muench

| | | |
|--------------|---|------|
| Union | W | 14-2 |
| Union | W | 6-2 |
| Murray State | W | 9-7 |
| Marietta | L | 4-2 |

| | | |
|-----------------------|---|-------|
| Illinois State | L | 7-2 |
| Grandview | L | 8-3 |
| Troy | L | 7-6 |
| Marietta | W | 6-2 |
| Illinois State | T | 7-7 |
| Iowa | L | 8-4 |
| Iowa | L | 8-2 |
| Missouri-Rolla | W | 2-1 |
| Missouri-Rolla | L | 5-4 |
| Memphis State | W | 8-4 |
| Memphis State | L | 10-5 |
| Southern Illinois | W | 9-4 |
| Southern Illinois | L | 10-5 |
| Missouri-St. Louis | W | 24-2 |
| Missouri-St. Louis | L | 10-6 |
| Saint Louis | W | 8-4 |
| Saint Louis | W | 4-0 |
| Missouri Baptist | L | 6-5 |
| Missouri Baptist | W | 19-10 |
| Indiana State | L | 2-1 |
| Indiana State | W | 9-2 |
| Augustana | W | 6-2 |
| Augustana | W | 17-5 |
| Missouri-Rolla | W | 10-3 |
| Missouri-Rolla | W | 22-3 |
| UT Martin | W | 6-4 |
| UT Martin | W | 10-2 |
| Missouri-St. Louis | W | 7-6 |
| Missouri-St. Louis | W | 9-5 |
| Northeastern Illinois | W | 7-5 |
| Northeastern Illinois | W | 9-3 |
| SIU-Edwardsville | L | 9-3 |
| SIU-Edwardsville | L | 8-1 |
| Northwest Mo. State | W | 9-4 |
| Missouri-St. Louis | W | 15-2 |
| Missouri-St. Louis | W | 15-3 |
| Harris Stowe | W | 5-1 |
| Harris Stowe | W | 10-0 |
| Austin Peay | L | 4-3 |
| Austin Peay | W | 9-8 |

1986 (29-13-1)

| | | |
|--------------------|---|-------|
| Union | L | 6-5 |
| Union | L | 10-2 |
| Iowa | W | 13-1 |
| Iowa | W | 14-13 |
| Iowa | L | 21-5 |
| Iowa | L | 16-6 |
| Maryville | W | 19-0 |
| Washington | W | 13-7 |
| Marietta (Ohio) | W | 2-0 |
| Washington | W | 8-4 |
| Missouri-Rolla | W | 12-0 |
| Missouri-Rolla | W | 15-1 |
| Southern Indiana | W | 8-2 |
| Southern Indiana | W | 10-5 |
| Southern Illinois | W | 13-10 |
| Southern Illinois | T | 5-5 |
| Missouri-St. Louis | W | 6-5 |
| Missouri-St. Louis | L | 4-3 |
| Concordia Coll. | W | 4-1 |
| Concordia Coll. | W | 10-0 |
| Missouri Baptist | L | 4-3 |
| Missouri Baptist | W | 8-3 |

| | | |
|---------------------|---|------|
| Saint Louis | W | 16-5 |
| Missouri-Rolla | W | 10-9 |
| Missouri-Rolla | W | 14-4 |
| Quincy | W | 12-0 |
| Quincy | W | 12-2 |
| Missouri | L | 6-5 |
| Missouri | W | 5-0 |
| Missouri-St. Louis | L | 9-4 |
| Missouri-St. Louis | L | 10-1 |
| Missouri Baptist | L | 13-7 |
| Missouri Baptist | W | 9-5 |
| Central Mo. State | L | 6-5 |
| Northwest Mo. State | W | 7-6 |
| Missouri-St. Louis | W | 12-1 |
| Central Mo. State | L | 9-3 |
| Murray State | W | 13-9 |
| Saint Louis | W | 5-4 |
| Southern Indiana | W | 9-4 |
| Southern Indiana | W | 11-9 |
| SIU-Edwardsville | W | 18-6 |
| SIU-Edwardsville | L | 6-4 |

1987 (28-20)

| | | |
|---------------------|---|-------|
| Union | W | 8-7 |
| Union | L | 4-1 |
| Slippery Rock | W | 5-4 |
| Jacksonville State | L | 11-7 |
| Slippery Rock | W | 7-4 |
| Jacksonville State | L | 7-1 |
| Wisconsin-Stout | L | 9-6 |
| Livingston | L | 9-0 |
| Wisconsin-Stout | L | 9-6 |
| Livingston | W | 5-0 |
| Saint Louis | W | 9-4 |
| Quincy | W | 7-3 |
| Quincy | W | 8-5 |
| Southern Indiana | L | 8-5 |
| Southern Indiana | W | 7-6 |
| Missouri | L | 16-4 |
| Southwest Baptist | L | 13-10 |
| Southwest Baptist | W | 7-4 |
| Missouri-St. Louis | L | 9-8 |
| Missouri-St. Louis | L | 10-3 |
| SIU-Edwardsville | L | 2-0 |
| SIU-Edwardsville | L | 6-0 |
| McKendree | W | 10-6 |
| McKendree | W | 8-0 |
| Missouri-Rolla | W | 4-1 |
| Missouri-Rolla | W | 9-3 |
| Southwest Baptist | W | 7-5 |
| Southwest Baptist | W | 13-4 |
| Missouri Baptist | W | 3-1 |
| Missouri Baptist | L | 5-3 |
| Missouri-St. Louis | W | 3-2 |
| Missouri-St. Louis | W | 5-1 |
| Missouri-Rolla | W | 3-1 |
| Missouri-Rolla | L | 5-1 |
| McKendree | W | 5-4 |
| McKendree | W | 11-4 |
| Northeast Mo. State | W | 10-1 |
| Northwest Mo. State | W | 5-3 |
| Northwest Mo. State | W | 7-1 |
| Missouri Baptist | W | 8-6 |
| Missouri Baptist | L | 9-3 |

| | | |
|-------------------|---|------|
| Southern Illinois | L | 7-1 |
| Saint Louis | W | 16-9 |
| Southern Indiana | L | 8-7 |
| Southern Indiana | L | 4-2 |
| Southern Illinois | W | 6-5 |
| SIU-Edwardsville | L | 8-1 |
| SIU-Edwardsville | W | 5-3 |

1988 (19-23)

| | | |
|---------------------|---|-------|
| Murray State | W | 11-5 |
| Florida Southern | L | 13-0 |
| Eckerd | L | 10-4 |
| Eckerd | L | 12-1 |
| Tampa | L | 23-0 |
| Washington | W | 7-2 |
| Washington | W | 4-0 |
| McKendree | L | 9-1 |
| McKendree | L | 12-5 |
| Southern Indiana | W | 5-2 |
| Southern Indiana | W | 4-3 |
| Quincy | L | 2-1 |
| Quincy | W | 9-3 |
| Lincoln | W | 5-3 |
| Lincoln | W | 5-2 |
| McKendree | L | 9-7 |
| McKendree | L | 11-5 |
| Arkansas State | W | 4-2 |
| Arkansas State | W | 2-1 |
| Southwest Baptist | W | 18-0 |
| Southwest Baptist | W | 6-4 |
| Missouri-St. Louis | W | 6-2 |
| Missouri-St. Louis | L | 12-8 |
| Missouri-Rolla | W | 9-3 |
| Northwest Mo. State | L | 10-5 |
| Missouri-St. Louis | L | 11-5 |
| Southern Illinois | L | 6-0 |
| SIU-Edwardsville | L | 12-11 |
| SIU-Edwardsville | L | 2-1 |
| Southern Indiana | L | 9-1 |
| Southern Indiana | W | 6-3 |

1989 (27-17)

| | | |
|--------------------|---|------|
| Western Michigan | W | 13-9 |
| Tampa | L | 5-3 |
| Tampa | L | 12-1 |
| Eastern Michigan | L | 9-5 |
| St. Leo | W | 12-4 |
| Eckerd | L | 4-3 |
| Vanderbilt | L | 21-7 |
| Union | W | 9-5 |
| Union | W | 13-2 |
| Lincoln | W | 9-3 |
| Lincoln | W | 9-5 |
| Southern Illinois | L | 12-7 |
| Quincy | W | 11-1 |
| Quincy | W | 15-2 |
| Southern Indiana | W | 8-4 |
| Southern Indiana | L | 9-8 |
| Southwest Baptist | W | 11-1 |
| Southwest Baptist | W | 8-2 |
| Missouri-St. Louis | W | 5-3 |
| Missouri-St. Louis | L | 6-3 |
| Missouri-Rolla | W | 6-0 |

| | | |
|---------------------|---|-------|
| Missouri-Rolla | W | 2-0 |
| Lincoln | L | 9-4 |
| Lincoln | W | 17-7 |
| Austin Peay | L | 12-6 |
| Southwest Baptist | W | 8-2 |
| Southwest Baptist | W | 6-1 |
| Murray State | L | 15-10 |
| Missouri-St. Louis | W | 5-3 |
| Missouri-St. Louis | W | 12-5 |
| Austin Peay | L | 15-3 |
| Missouri-Rolla | L | 10-6 |
| Missouri-Rolla | W | 4-2 |
| Southern Indiana | W | 7-4 |
| Southern Indiana | L | 14-4 |
| McKendree | W | 6-2 |
| McKendree | W | 5-3 |
| Central Mo. State | L | 7-5 |
| Missouri-St. Louis | W | 5-4 |
| Northwest Mo. State | L | 12-6 |
| McKendree | W | 11-7 |
| McKendree | W | 2-1 |
| Arkansas State | L | 9-5 |
| Arkansas State | W | 3-2 |

1990 (21-19-1)

| | | |
|--------------------|---|------|
| Valdosta State | L | 8-3 |
| Valdosta State | L | 10-3 |
| St. Anselm | W | 5-2 |
| Norfolk State | L | 11-6 |
| St. Augustine's | W | 8-4 |
| McKendree | L | 6-3 |
| McKendree | W | 6-3 |
| Union | L | 5-4 |
| Union | L | 12-4 |
| William Jewell | W | 11-4 |
| Arkansas State | W | 9-1 |
| Arkansas State | W | 13-0 |
| Southern Illinois | L | 9-3 |
| McKendree | W | 10-4 |
| McKendree | W | 6-2 |
| Illinois State | L | 12-1 |
| Illinois State | W | 4-1 |
| Missouri-St. Louis | W | 13-8 |
| Missouri-St. Louis | T | 5-5 |
| Murray State | L | 14-1 |
| Missouri Southern | L | 8-0 |
| Missouri Southern | L | 4-2 |
| Southwest Baptist | W | 15-4 |
| Southwest Baptist | W | 7-0 |
| Southern Indiana | L | 6-5 |
| Southern Indiana | L | 13-3 |
| Missouri-Rolla | W | 3-1 |
| Missouri-Rolla | L | 3-2 |
| Southern Illinois | L | 12-1 |
| Lincoln | W | 7-0 |
| Lincoln | W | 7-0 |
| Southern Indiana | W | 4-1 |
| Southern Indiana | L | 14-3 |
| Lincoln | L | 2-1 |
| Lincoln | W | 15-3 |
| Missouri Southern | L | 5-4 |
| Missouri Southern | W | 4-2 |
| Southwest Baptist | W | 14-8 |
| Southwest Baptist | W | 18-5 |



2011 SOUTHEAST MISSOURI BASEBALL

Year-by-Year Results

Missouri-St. Louis L 8-4
Murray State L 8-1

1991 (25-18-1)

Memphis State L 8-7
Union L 11-4
Union L 10-7
Arkansas State W 9-4
Lincoln W 6-0
Lincoln W 3-0
Norfolk State W 11-1
Armstrong State W 15-11
Savannah State W 17-3
Armstrong State W 6-2
Sacred Heart W 11-5
William Jewell L 8-5
Southern Illinois L 7-4
Missouri-St. Louis W 15-2
Missouri-St. Louis W 5-4
North Alabama L 4-3
North Alabama L 5-4
Southern Indiana L 5-3
Southern Indiana L 2-1
Missouri-Rolla W 13-0
Missouri-Rolla W 5-3
Missouri-Rolla W 16-7
Lincoln W 13-1
Lincoln W 14-4
Pittsburgh State W 4-3
Pittsburgh State W 2-1
Pittsburgh State W 5-1
Pittsburgh State L 5-4
Southern Illinois L 5-4
Southwest Baptist W 4-1
Murray State L 3-2
Murray State L 1-0
Southern Indiana L 8-3
Missouri Southern L 10-2
Missouri Southern W 4-1
Missouri Southern W 8-2
Arkansas State W 6-5
Washburn W 2-1
Missouri Southern L 5-3
Washburn L 6-5
Quincy W 12-4
Quincy L 5-2
McKendree W 5-3
McKendree W 3-2

1992 (22-27)

First Year in Ohio Valley Conference

Arkansas State L 9-1
Memphis State L 12-8
Memphis State L 11-3
UT Martin L 9-7
Kansas L 17-1
Kansas L 14-3
Kansas L 14-1
Columbus Coll. L 2-0
Columbus Coll. W 4-2
Columbus Coll. L 10-2

William Jewell W 6-4
Quincy W 9-1
Middle Tennessee L 10-1
Middle Tennessee W 1-0
Northeastern Illinois L 11-2
Northeastern Illinois L 10-4
Austin Peay W 3-1
Austin Peay L 7-6
Austin Peay L 13-11
UT Martin L 5-4
McKendree W 5-0
McKendree W 8-1
Murray State W 6-5
Murray State L 4-2
Murray State W 12-1
Arkansas State W 11-7
Eastern Kentucky L 6-3
Eastern Kentucky W 9-0
Eastern Kentucky L 8-4
Tennessee State W 5-3
Tennessee State W 7-1
Tennessee State W 17-3
Missouri State L 6-1
Missouri State W 13-10
Morehead State L 3-0
Morehead State W 1-0
Morehead State W 2-1
Southern Indiana L 13-11
Southern Indiana L 11-7
Tennessee Tech W 11-3
Tennessee Tech W 5-4
Tennessee Tech W 7-6
Southern Illinois W 6-5
Missouri L 17-0
Missouri L 16-0
Missouri L 7-6

OVC Tournament

Austin Peay W 3-1
Middle Tennessee L 14-2
Austin Peay L 6-4

1993 (13-27)

South Florida L 6-3
South Florida L 11-3
Long Island L 8-4
South Florida L 11-2
St. Joseph's (Pa.) L 14-8
Southern Mississippi W 3-2
Southern Mississippi L 4-1
Morehead State L 16-4
Morehead State L 4-1
Morehead State L 4-3
Murray State L 4-2
Murray State W 8-0
UT Martin L 5-1
Tennessee Tech L 5-1
Tennessee Tech W 4-3
Tennessee Tech L 3-1
Eastern Kentucky L 5-4
Eastern Kentucky L 11-5
Southern Indiana L 9-8
Southern Indiana L 3-0
Southern Illinois L 9-8
Tennessee State W 12-1

Tennessee State W 10-2
Tennessee State W 11-0
Arkansas State W 12-4
Arkansas State L 5-1
Southern Illinois L 10-3
Austin Peay W 6-5
Austin Peay W 2-1
Austin Peay W 1-0
UT Martin W 12-5
Northeastern Illinois L 3-1
Northeastern Illinois W 4-1
Missouri State L 5-4
Missouri State L 6-1
Memphis State L 9-1
Middle Tennessee St. W 2-1
Middle Tennessee St. L 2-1
Middle Tennessee St. L 9-4
Memphis State L 4-1

1994 (23-27)

Memphis State L 6-4
Southern Mississippi L 13-5
Southern Mississippi L 12-4
Southern Mississippi W 9-8
Western Kentucky L 5-2
Arkansas State L 6-4
Kansas L 19-5
Kansas L 5-4
Kansas L 7-1
Delaware St. W 5-0
Mary Eastern Shore W 4-3
Florida State L 15-3
Florida State L 13-3
Florida A&M W 14-5
Northeastern Illinois L 2-1
Northeastern Illinois W 3-0
Northeastern Illinois L 12-10
Southern Indiana W 6-5
Southern Indiana W 6-4
Iowa W 4-3
Iowa W 2-1
Southern Illinois W 4-2
Morehead State W 4-1
Morehead State W 9-7
Morehead State L 7-6
Middle Tennessee St. W 11-4
Middle Tennessee St. L 8-6
Middle Tennessee St. W 3-2
Tennessee Tech L 11-4
Tennessee Tech W 5-2
Missouri State L 3-1
Missouri State L 5-1
Southern Illinois W 11-9
UT Martin L 3-1
UT Martin W 5-3
UT Martin W 10-5
Memphis State W 2-1
Austin Peay L 7-6
Austin Peay W 6-0
Austin Peay L 6-5
Arkansas State L 6-2
Saint Louis L 7-3
Eastern Kentucky W 3-0
Eastern Kentucky L 6-2

Eastern Kentucky L 10-6
Missouri State L 8-6
Missouri State L 7-0
Murray State L 6-2
Murray State W 2-1
Murray State W 4-2

1995 (32-21)

Head Coach: Mark Hogan

Memphis W 13-6
Western Kentucky W 13-11
Missouri W 5-4
Northern Iowa W 9-7
Northern Iowa W 10-7
Memphis W 2-0
Illinois State W 10-5
Illinois State L 12-5
Illinois State L 13-6
Southern Mississippi L 11-2
South Alabama W 14-12
South Alabama L 5-3
South Alabama L 17-14
Eastern Illinois L 3-2
Eastern Illinois W 10-4
Eastern Illinois W 6-5
Missouri L 11-1
Missouri State W 12-6
Missouri State L 13-5
Middle Tennessee L 5-0
Middle Tennessee L 2-1
Middle Tennessee L 6-4
Western Kentucky L 10-4
Southern Illinois W 17-2
Tennessee Tech W 5-1
Tennessee Tech W 6-1
Tennessee Tech W 8-7
Arkansas State L 9-5
Oral Roberts L 8-5
Oral Roberts W 5-3
UT Martin W 9-4
UT Martin W 14-12
UT Martin W 15-8
Arkansas L 10-6
Austin Peay W 4-2
Austin Peay W 4-1
Northeastern Illinois W 8-3
Northeastern Illinois W 4-0
Saint Louis L 3-2
Eastern Kentucky L 2-0
Eastern Kentucky W 9-4
Washington U. W 10-2
Murray State W 5-4
Murray State L 3-0
Morehead State W 4-3
Morehead State W 5-2
Morehead State W 9-8
Eastern Kentucky W 7-4
Middle Tennessee W 14-4
Middle Tennessee L 6-5
Middle Tennessee L 6-4

1996 (25-23-1)

Memphis L 15-7
Arkansas-Little Rock W 11-5
Northeastern Illinois L 5-4
Northeastern Illinois W 9-1
Northeastern Illinois W 16-15
Northeastern Illinois W 10-2
Tulane W 9-8
Tulane L 7-6
Tulane L 14-9
South Alabama L 10-0
South Alabama W 6-5
Western Illinois W 3-1
Western Illinois W 8-5
Western Illinois W 18-3
Mississippi L 7-6
Tennessee Tech L 6-1
Tennessee Tech W 6-3
Tennessee Tech L 4-0
UT Martin W 7-5
UT Martin L 4-2
UT Martin T 5-5
Arkansas L 8-3
Austin Peay W 13-0
Austin Peay W 9-4
Austin Peay L 7-1
Missouri L 7-2
Missouri-St. Louis L 7-6
Eastern Kentucky W 6-5
Eastern Kentucky L 4-0
Eastern Kentucky W 4-1
Memphis W 4-2
Arkansas State L 9-7
Saint Louis L 8-7
Murray State L 6-0
Murray State W 6-4
Murray State W 12-1
Missouri Baptist W 5-2
Memphis L 7-6
Memphis W 12-4
Morehead State L 10-9
Morehead State W 14-10
Morehead State W 15-5
Louisville W 16-8
Middle Tennessee W 6-3
Middle Tennessee L 12-2
Morehead State W 9-1
Austin Peay L 8-3
Morehead State L 4-0

1997 (23-33)

Memphis L 8-3
Memphis L 7-5
Bradley W 10-0
Bradley W 3-2
Bradley L 12-10
Mississippi St. L 13-3
Mississippi St. L 10-4
Northern Iowa W 3-2
Northern Iowa L 4-1
Missouri Baptist L 4-2
Missouri State L 10-5
Missouri State L 4-1

Year-by-Year Results



| | | | | |
|-----------------------------|-----------------------------|-----------------------------|---------------------------|--------------------------|
| Murray State L 5-4 | Tennessee Tech W 13-6 | Eastern Illinois W 7-2 | Middle Tennessee L 8-5 | UT Martin W 7-0 |
| Murray State W 3-2 | Tennessee Tech L 7-2 | Eastern Illinois L 7-0 | Missouri Baptist L 5-4 | UT Martin W 18-9 |
| Murray State L 9-8 | Eastern Kentucky W 3-2 | Eastern Illinois W 5-2 | Saint Louis L 5-4 | UT Martin L 8-6 |
| Wichita State L 11-4 | Eastern Kentucky W 7-1 | Missouri State L 10-2 | UT Martin W 8-7 | Missouri L 8-5 |
| Wichita State W 14-6 | Eastern Kentucky L 8-4 | Missouri State L 8-1 | UT Martin W 8-5 | Southern Illinois W 19-1 |
| Tennessee Tech L 6-3 | Missouri-St. Louis W 13-3 | Austin Peay L 7-2 | UT Martin W 16-0 | Missouri State W 11-9 |
| Tennessee Tech W 3-2 | Missouri State W 18-17 | Austin Peay L 8-6 | Arkansas State W 10-9 | Austin Peay W 1-0 |
| Tennessee Tech L 10-2 | Missouri State W 5-4 | Arkansas-Little Rock W 15-3 | Southern Illinois W 19-17 | Austin Peay W 11-1 |
| Saint Louis W 19-8 | Eastern Illinois L 6-4 | Southern Illinois L 6-5 | Morehead State W 11-1 | Austin Peay W 4-3 |
| Eastern Kentucky L 24-2 | Eastern Illinois W 5-4 | Belmont W 5-4 | Morehead State W 7-0 | Tennessee Tech W 3-1 |
| Eastern Kentucky L 3-2 | Eastern Illinois L 4-3 | Belmont W 9-4 | Morehead State W 3-2 | Tennessee Tech W 7-3 |
| Eastern Kentucky W 10-7 | McKendree W 13-1 | Belmont W 5-3 | Arkansas State W 7-4 | Tennessee Tech W 11-0 |
| Oklahoma St. L 9-7 | Missouri Baptist W 8-0 | Missouri L 8-4 | Murray State L 5-4 | Memphis L 2-1 |
| Oklahoma St. L 10-5 | Austin Peay W 5-1 | Middle Tennessee W 10-2 | Murray State W 4-1 | Memphis L 13-3 |
| Eastern Illinois W 11-10 | Austin Peay W 1-0 | Middle Tennessee W 4-0 | Murray State L 9-3 | Eastern Illinois W 6-2 |
| Eastern Illinois W 8-4 | Austin Peay W 6-3 | Middle Tennessee L 9-6 | Saint Louis L 10-9 | Eastern Illinois L 9-7 |
| Eastern Illinois W 6-5 | Arkansas State L 5-4 | Saint Louis L 9-7 | Tennessee Tech L 9-8 | Eastern Illinois L 12-5 |
| Saint Louis L 9-3 | Georgia Tech L 13-2 | Southern Illinois L 14-11 | Tennessee Tech W 8-5 | OVC Tournament |
| Austin Peay W 10-7 | Georgia Tech L 14-4 | UT Martin W 11-2 | Tennessee Tech W 15-11 | Austin Peay L 9-4 |
| Austin Peay W 3-2 | Georgia Tech L 6-5 | UT Martin W 6-0 | Missouri W 9-6 | Eastern Illinois L 2-1 |
| Austin Peay W 7-4 | Missouri L 11-8 | UT Martin W 11-2 | Eastern Kentucky W 10-4 | |
| Southern Illinois W 9-4 | Middle Tennessee W 10-9 | Belmont L 12-8 | Eastern Kentucky W 6-5 | |
| Arkansas State L 4-3 | Middle Tennessee L 10-7 | Morehead State W 10-2 | Eastern Kentucky L 11-4 | |
| Oral Roberts L 12-4 | Middle Tennessee W 8-4 | Morehead State W 12-2 | Middle Tennessee L 3-2 | |
| Oral Roberts W 7-2 | Saint Louis L 8-5 | Morehead State W 19-1 | Austin Peay W 13-0 | |
| Oral Roberts W 14-4 | Arkansas-Little Rock W 17-5 | Murray State L 9-3 | Eastern Kentucky W 15-5 | |
| Memphis L 5-3 | UT Martin W 4-3 | Murray State W 8-5 | Middle Tennessee L 11-4 | |
| Memphis W 3-0 | UT Martin W 13-0 | Murray State L 8-4 | | |
| Middle Tennessee L 12-3 | UT Martin W 11-7 | Saint Louis W 6-5 | | |
| Middle Tennessee L 10-9 | Missouri L 12-6 | Tennessee Tech L 2-0 | | |
| Middle Tennessee L 12-6 | Morehead State L 2-1 | Tennessee Tech W 10-4 | | |
| Arkansas-Little Rock W 10-7 | Morehead State W 6-1 | Tennessee Tech W 14-6 | | |
| Missouri L 4-2 | Morehead State L 4-3 | | | |
| UT Martin L 6-0 | OVC Tournament | | | |
| UT Martin L 8-7 | Morehead State W 10-9 | | | |
| UT Martin W 5-4 | Eastern Kentucky W 12-8 | | | |
| Missouri L 11-10 | Eastern Illinois W 15-11 | | | |
| Morehead State L 5-2 | NCAA Regional | | | |
| Morehead State L 9-7 | Southern W 5-4 | | | |
| Morehead State W 10-8 | Southern W 10-3 | | | |
| OVC Tournament | Wichita State L 7-4 | | | |
| Eastern Illinois W 6-5 | Georgia Tech L 14-5 | | | |
| Middle Tennessee W 4-0 | | | | |
| Tennessee Tech W 9-5 | | | | |
| Tennessee Tech L 10-8 | | | | |
| Tennessee Tech L 8-4 | | | | |
| 1998 (32-24) | | | | |
| Mississippi L 7-4 | | | | |
| Mississippi L 4-3 | | | | |
| Mississippi L 15-9 | | | | |
| Iowa State W 10-2 | | | | |
| Iowa State W 7-0 | | | | |
| Iowa State L 6-5 | | | | |
| Memphis L 6-5 | | | | |
| Southern Illinois L 9-7 | | | | |
| Bradley W 9-2 | | | | |
| Bradley W 2-1 | | | | |
| Southern Illinois W 11-5 | | | | |
| Murray State W 9-5 | | | | |
| Murray State W 19-0 | | | | |
| Murray State L 12-3 | | | | |
| Memphis W 7-0 | | | | |
| Tennessee Tech L 2-1 | | | | |
| | Creighton W 3-2 | | | |
| | Creighton L 3-2 | | | |
| | Creighton L 11-1 | | | |
| | Mississippi L 6-4 | | | |
| | Mississippi W 1-0 | | | |
| | Northern Iowa L 13-12 | | | |
| | Northern Iowa L 12-9 | | | |
| | Northern Iowa L 10-3 | | | |
| | SIU-Edwardsville L 4-2 | | | |
| | Arkansas State L 4-2 | | | |
| | Northern Illinois W 6-5 | | | |
| | Northern Illinois W 10-0 | | | |
| | Northern Illinois W 7-2 | | | |
| | UT Martin W 12-7 | | | |
| | UT Martin L 7-6 | | | |
| | Missouri-St. Louis L 12-1 | | | |
| | Eastern Kentucky W 1-0 | | | |
| | Eastern Kentucky W 11-4 | | | |
| | Eastern Kentucky L 12-5 | | | |
| | Memphis W 4-3 | | | |
| | | Arkansas L 4-3 | | |
| | | Arkansas L 3-1 | | |
| | | Arkansas W 8-7 | | |
| | | Martin Methodist W 3-2 | | |
| | | Iowa State W 11-4 | | |
| | | Iowa State W 4-0 | | |
| | | Iowa State W 4-3 | | |
| | | Memphis W 9-4 | | |
| | | Missouri State W 11-6 | | |
| | | Missouri State W 5-3 | | |
| | | Mississippi L 5-1 | | |
| | | Mississippi L 7-4 | | |
| | | Missouri W 14-8 | | |
| | | UT Martin W 13-4 | | |
| | | UT Martin W 6-0 | | |
| | | Memphis W 12-9 | | |
| | | Eastern Illinois L 2-1 | | |
| | | Eastern Illinois W 16-7 | | |
| | | Westminster W 15-1 | | |
| | | Austin Peay W 4-1 | | |
| | | Austin Peay W 10-3 | | |
| | | Austin Peay W 12-7 | | |
| | | Belmont L 3-1 | | |
| | | Belmont L 1-0 | | |
| | | Southern Illinois W 8-6 | | |
| | | Middle Tennessee W 3-2 | | |
| | | Middle Tennessee W 2-0 | | |
| | | | Iowa State W 5-4 | |
| | | | Iowa State W 3-2 | |
| | | | Iowa State W 3-0 | |
| | | | Mississippi L 1-0 | |
| | | | Mississippi L 14-34 | |
| | | | Mississippi W 5-2 | |
| | | | Jackson State W 13-4 | |
| | | | South Alabama L 2-1 | |
| | | | South Alabama L 6-1 | |
| | | | Arkansas State W 7-0 | |
| | | | Harris Stowe W 8-0 | |
| | | | Central Oklahoma W 7-0 | |
| | | | Oklahoma State L 10-7 | |
| | | | Princeton L 12-4 | |
| | | | Arkansas State W 6-4 | |
| | | | Morehead State L 4-3 | |
| | | | Morehead State W 8-6 | |
| | | | Morehead State W 5-1 | |
| | | | Lipscomb L 3-2 | |
| | | | Lipscomb W 7-1 | |
| | | | William Woods W 24-3 | |
| | | | Belmont W 3-1 | |
| | | | Belmont W 11-10 | |
| | | | Saint Louis W 13-1 | |
| | | | Saint Louis W 10-6 | |
| | | | Murray State L 6-5 | |
| | | | Murray State W 3-2 | |
| | | | Murray State W 7-3 | |
| | | | Missouri L 7-2 | |
| | | | Southern Illinois W 11-5 | |
| | | | Eastern Kentucky W 8-2 | |
| | | | Eastern Kentucky W 7-0 | |
| | | | Eastern Kentucky L 9-2 | |
| | | | Memphis W 14-4 | |
| | | | Memphis L 13-5 | |
| | | | | Oklahoma L 5-4 |
| | | | | Oklahoma L 10-1 |
| | | | | Oklahoma L 18-5 |
| | | | | Wichita State L 9-4 |
| | | | | Wichita State L 8-7 |
| | | | | Arkansas State W 2-1 |
| | | | | Memphis W 9-1 |
| | | | | Memphis W 7-4 |
| | | | | Memphis W 11-3 |
| | | | | Evansville L 7-5 |
| | | | | Culver Stockton W 4-3 |
| | | | | Culver Stockton W 13-5 |
| | | | | Culver Stockton W 13-10 |
| | | | | Missouri State L 5-3 |
| | | | | Missouri State L 11-9 |
| | | | | Missouri State L 9-3 |
| | | | | Saint Louis W 9-2 |
| | | | | Murray State W 7-2 |
| | | | | Murray State W 6-5 |
| | | | | Murray State L 8-4 |
| | | | | Missouri W 8-5 |
| | | | | Southern Illinois W 8-2 |
| | | | | Eastern Kentucky W 7-4 |
| | | | | Eastern Kentucky W 2-0 |
| | | | | Eastern Kentucky L 9-6 |
| | | | | Arkansas State L 6-1 |
| | | | | Evansville W 15-5 |
| | | | | UT Martin W 16-3 |
| | | | | UT Martin W 12-8 |
| | | | | UT Martin W 12-2 |
| | | | | Southern Illinois L 10-5 |
| | | | | Lipscomb W 3-1 |
| | | | | Oklahoma State W 5-3 |
| | | | | Austin Peay W 14-9 |
| | | | | Austin Peay W 8-6 |
| | | | | Austin Peay W 6-2 |
| | | | | Saint Louis W 5-4 |
| | | | | Tennessee Tech W 7-2 |
| | | | | Tennessee Tech L 9-2 |
| | | | | Tennessee Tech W 12-6 |
| | | | | Missouri W 5-2 |
| | | | | Eastern Illinois W 9-2 |



2011 SOUTHEAST MISSOURI BASEBALL

Year-by-Year Results

Eastern Illinois W 7-1
Eastern Illinois L 8-4
Arkansas W 5-1
Arkansas W 5-4
Morehead State W 9-3
Morehead State W 9-2
Morehead State L 16-10

OVC Tournament

Morehead State W 9-6
Murray State L 4-3
Austin Peay W 7-5
Tennessee Tech W 9-2
Tennessee Tech W 13-1

NCAA Regional

Alabama W 7-4
Florida Atlantic L 12-6
Alabama L 7-4

Missouri Valley W 4-3
Southern Illinois W 7-5
Tennessee Tech W 5-0
Tennessee Tech W 6-5
Lipscomb W 5-2
Lipscomb W 6-2
Southern Illinois W 4-3
Eastern Kentucky W 15-5
Eastern Kentucky L 10-9
Eastern Kentucky L 8-5
Arkansas State W 7-6
Middle Tennessee W 11-9
Eastern Illinois L 5-1
Eastern Illinois L 5-4
Eastern Illinois W 22-9
Kansas State W 9-5
Austin Peay W 9-3

2004 (29-28)

Oklahoma L 7-1
Oklahoma L 11-5
Oklahoma L 10-2
Arkansas State W 12-9
Mississippi L 8-1
Mississippi L 15-6
Brescia U. W 6-0
Brescia U. W 8-0
Saint Louis W 7-4
Alabama L 10-1
Alabama L 2-0
Alabama L 20-0
Central Michigan W 7-5
Central Michigan W 7-2
Missouri State W 5-2

Austin Peay W 9-7
Southern Illinois L 9-6
Eastern Illinois L 6-5
Eastern Illinois L 6-5
Eastern Illinois W 4-3
Eastern Kentucky L 11-4
Eastern Kentucky L 3-0
Morehead State W 10-5
Morehead State W 3-1
Morehead State W 17-10
Arkansas State W 6-4
Tennessee Tech W 5-3
Tennessee Tech W 3-2
Tennessee Tech L 11-4
Missouri L 12-11
UT Martin W 9-2
UT Martin W 12-4

Bradley L 8-3
South Dakota State W 7-2
Southern Illinois W 7-3
Freed-Hardeman W 8-1
Mississippi L 6-5
Mississippi L 3-0
Central Michigan L 4-2
Central Michigan W 4-3
Central Michigan L 5-3
Murray State L 7-6
Murray State W 15-10
Murray State L 7-6
Arkansas State L 9-0
Jacksonville State L 6-3
Jacksonville State W 3-0
Jacksonville State L 8-7
Saint Louis W 3-2
Missouri W 8-5
Samford L 13-5
Samford W 3-1
Samford L 4-2
Missouri L 10-2
Austin Peay W 6-4
Austin Peay L 5-3
Austin Peay L 11-2
Arkansas State L 3-2
Eastern Illinois W 9-4
Eastern Illinois W 7-2
Eastern Illinois W 5-3
Southern Illinois L 7-3
Eastern Kentucky L 3-2
Eastern Kentucky L 12-11
Eastern Kentucky L 3-1
Evansville L 13-6
Morehead State W 8-7
Morehead State L 3-0
Morehead State W 16-4
Tennessee Tech W 20-10
Tennessee Tech W 10-1
Tennessee Tech W 16-12
Missouri State L 10-2
Missouri State L 11-6
UT Martin W 6-4
UT Martin W 4-2
UT Martin W 4-3

OVC Tournament

Murray State L 4-3
Morehead State L 6-1

2006 (23-33)

Arkansas State L 4-3
McNeese State W 8-1
McNeese State L 7-6
McNeese State L 10-0
Jackson State W 7-5
Jackson State W 8-7
Jackson State W 9-6
Evansville L 7-6
Indiana State L 8-1
Southeastern La. L 8-0
Indiana State L 10-6
South Dakota State W 5-1
South Dakota State W 6-5



2002 Ohio Valley Champions

2003 (31-20)

Alabama W 8-7
Alabama L 16-1
Alabama L 9-4
Memphis W 5-0
Memphis L 6-1
Memphis L 14-6
Arkansas State L 7-3
Southern Mississippi W 9-2
Southern Mississippi L 7-5
Southern Mississippi L 14-2
Missouri L 9-8
Saint Louis W 9-4
Lipscomb W 9-3
Lipscomb W 6-5
Lincoln W 17-0
Lincoln W 7-2
Missouri Valley W 5-0

Austin Peay L 4-2
Austin Peay W 8-6
Missouri L 11-10
UT Martin W 9-1
UT Martin W 14-2
UT Martin W 20-5
Missouri State L 3-1
Missouri State L 11-5
Morehead State W 11-4
Morehead State W 22-8
Morehead State L 7-5
Murray State W 13-8
Murray State W 10-4
Murray State W 6-0

OVC Tournament

Eastern Kentucky L 12-6
Austin Peay W 4-0
Murray State L 4-3

Missouri State W 8-2
Missouri State L 6-2
Southern Illinois L 6-5
Missouri L 6-3
Murray State W 19-5
Murray State W 6-2
Murray State L 16-3
Oklahoma State L 10-8
Oklahoma State W 4-2
Jacksonville State L 12-2
Jacksonville State W 10-3
Jacksonville State L 15-14
Free-Hardeman W 12-4
Samford W 7-5
Samford W 9-1
Samford W 12-8
Saint Louis L 6-4
Austin Peay L 3-2
Austin Peay L 15-4

UT Martin L 17-16
OVC Tournament
Eastern Illinois L 18-9
Austin Peay W 6-1
Eastern Kentucky W 9-7
Jacksonville State W 7-6
Jacksonville State L 5-1

2005 (24-32)

Tulane L 9-0
Tulane L 6-3
Tulane L 9-3
Southeastern La. W 5-2
Southeastern La. L 6-2
Southeastern La. W 14-7
Saint Louis W 8-3
Bradley L 1-0
Bradley L 6-1

Year-by-Year Results



| | | | | |
|-----------------------------|-----------------------------|---------------------------|---------------------------|--------------------------|
| South Dakota State L 8-5 | Central Arkansas W 12-5 | Murray State W 3-2 | Murray State L 3-1 | Central Arkansas L 8-7 |
| Memphis L 5-1 | Central Arkansas L 13-11 | Murray State W 9-8 | Murray State W 9-6 | Central Arkansas W 13-11 |
| Memphis L 15-1 | UT Martin W 7-6 | Southern Illinois W 11-4 | Southern Illinois L 4-2 | Murray State L 5-3 |
| Missouri State L 5-2 | UT Martin W 7-5 | Arkansas State L 8-3 | SIU Edwardsville W 9-5 | Murray State L 13-9 |
| UT Martin L 3-2 | UT Martin W 18-8 | Jacksonville State L 16-6 | SIU Edwardsville W 9-2 | Mid-Continent W 16-12 |
| UT Martin L 2-1 | Freed-Hardeman W 5-0 | Jacksonville State L 4-3 | SIU Edwardsville W 9-4 | Nebraska L 6-2 |
| UT Martin L 1-0 | Freed-Hardeman W 27-16 | Jacksonville State L 10-7 | Evansville W 9-4 | Nebraska L 20-6 |
| Missouri W 3-2 | Murray State W 6-5 | Southern Illinois L 5-4 | Arkansas State L 17-11 | Nebraska L 10-3 |
| Murray State W 1-0 | Murray State W 17-3 | Samford L 11-6 | Austin Peay W 12-9 | Austin Peay L 8-4 |
| Murray State W 5-0 | Murray State L 6-5 | Samford W 11-10 | Austin Peay L 9-5 | Austin Peay W 2-1 |
| Murray State W 7-0 | Missouri State L 16-3 | Samford W 7-6 | Austin Peay W 13-3 | Austin Peay W 10-3 |
| Saint Louis L 11-10 | Missouri State L 9-5 | Arkansas State W 12-3 | Eastern Illinois L 8-7 | Eastern Illinois L 7-5 |
| Southern Illinois W 13-11 | Jacksonville State L 4-3 | Austin Peay L 6-5 | Eastern Illinois L 8-7 | Eastern Illinois L 8-5 |
| Jacksonville State L 9-3 | Jacksonville State W 5-3 | Austin Peay L 7-6 | Eastern Kentucky L 14-13 | Eastern Illinois W 10-0 |
| Jacksonville State W 8-6 | Jacksonville State W 3-2 | Austin Peay W 10-9 | Eastern Kentucky W 12-2 | OVC Tournament |
| Jacksonville State L 21-7 | Southern Illinois L 7-2 | Eastern Illinois W 16-7 | Eastern Kentucky L 11-10 | Eastern Illinois L 10-5 |
| Southern Illinois L 8-5 | Samford W 4-0 | Eastern Illinois L 15-3 | Morehead State L 12-10 | Murray State L 13-9 |
| Missouri W 9-5 | Samford W 9-0 | Eastern Illinois L 6-5 | Morehead State L 10-3 | |
| Samford L 6-5 | Samford L 2-1 | Eastern Kentucky W 5-4 | Morehead State L 9-6 | |
| Samford W 7-4 | Southern Illinois W 9-7 | Eastern Kentucky L 3-1 | OVC Tournament | |
| Samford L 8-6 | Austin Peay L 4-2 | Eastern Kentucky W 8-7 | Tennessee Tech L 9-5 | |
| Austin Peay L 7-4 | Austin Peay L 4-0 | Central Arkansas W 12-4 | Morehead State L 7-5 | |
| Austin Peay W 8-4 | Austin Peay W 16-14 | Central Arkansas L 12-2 | | |
| Austin Peay L 7-2 | Memphis L 12-6 | Morehead State L 10-8 | | |
| Kansas L 6-0 | Memphis L 19-8 | Morehead State W 9-6 | | |
| Missouri L 14-3 | Eastern Illinois W 10-5 | Morehead State L 13-12 | | |
| Eastern Illinois L 7-6 | Eastern Illinois L 14-4 | OVC Tournament | | |
| Eastern Illinois L 5-1 | Eastern Illinois W 10-4 | Austin Peay W 5-2 | | |
| Eastern Illinois W 4-3 | Eastern Kentucky W 1-0 | Jacksonville State L 7-6 | | |
| Eastern Kentucky W 11-2 | Eastern Kentucky L 2-1 | Tennessee Tech W 8-4 | | |
| Eastern Kentucky L 8-3 | Morehead State W 4-3 | Jacksonville State W 6-4 | | |
| Eastern Kentucky L 6-5 | Morehead State W 3-2 | Eastern Illinois L 7-4 | | |
| Morehead State L 7-4 | Morehead State L 9-8 | | | |
| Morehead State L 4-0 | Tennessee Tech L 6-5 | | | |
| Morehead State W 13-7 | Tennessee Tech W 9-2 | | | |
| Saint Louis W 7-6 | Tennessee Tech L 9-6 | | | |
| Tennessee Tech W 10-5 | OVC Tournament | | | |
| Tennessee Tech L 9-5 | Murray State W 10-7 | | | |
| Tennessee Tech W 21-10 | Jacksonville State L 15-2 | | | |
| OVC Tournament | Samford L 5-1 | | | |
| Eastern Illinois W 7-6 | | | | |
| Samford L 11-5 | | | | |
| Austin Peay W 10-9 | | | | |
| Eastern Kentucky L 14-10 | | | | |
| 2007 (32-24) | | | | |
| Jackson State W 7-4 | | | | |
| Jackson State W 2-0 | | | | |
| Jackson State L 12-10 | | | | |
| South Dakota State L 5-2 | | | | |
| South Dakota State W 7-4 | | | | |
| South Dakota State W 1-0 | | | | |
| Cleveland State W 3-1 | | | | |
| Cleveland State W 5-1 | | | | |
| Arkansas State L 6-5 | | | | |
| Saint Louis W 5-2 | | | | |
| Illinois State L 8-5 | | | | |
| Illinois State L 8-2 | | | | |
| Illinois State L 5-4 | | | | |
| Bethel Coll. W 4-2 | | | | |
| Arkansas- Pine Bluff W 5-0 | | | | |
| Arkansas- Pine Bluff W 8-3 | | | | |
| Arkansas- Pine Bluff W 19-0 | | | | |
| | Arkansas- Pine Bluff L 4-2 | | | |
| | Arkansas- Pine Bluff W 13-2 | | | |
| | Arkansas- Pine Bluff W 15-3 | | | |
| | Northern Colorado L 4-1 | | | |
| | Northern Colorado L 4-2 | | | |
| | Northern Colorado L 7-3 | | | |
| | Northern Colorado W 14-13 | | | |
| | Lyon W 6-0 | | | |
| | Saint Louis L 9-5 | | | |
| | Memphis W 9-8 | | | |
| | Memphis W 6-5 | | | |
| | Memphis L 2-0 | | | |
| | Tennessee Tech W 16-3 | | | |
| | Tennessee Tech L 8-3 | | | |
| | Tennessee Tech W 7-2 | | | |
| | Missouri State W 6-2 | | | |
| | Missouri State L 7-6 | | | |
| | UT Martin W 19-6 | | | |
| | Vanderbilt W 12-8 | | | |
| | Evansville L 8-7 | | | |
| | Murray State L 5-3 | | | |
| | | Alabama L 5-1 | | |
| | | Alabama W 8-3 | | |
| | | Alabama W 8-4 | | |
| | | Lyon W 11-6 | | |
| | | Purdue W 13-10 | | |
| | | Purdue L 9-2 | | |
| | | Saint Louis W 6-5 | | |
| | | St. Catharine L 11-9 | | |
| | | Northern Iowa L 3-1 | | |
| | | Northern Iowa W 20-8 | | |
| | | Northern Iowa W 7-6 | | |
| | | Northern Iowa L 11-5 | | |
| | | Northern Illinois W 8-6 | | |
| | | Northern Illinois W 11-10 | | |
| | | Northern Illinois L 17-10 | | |
| | | Missouri State L 13-2 | | |
| | | Missouri State L 16-3 | | |
| | | Tennessee Tech W 14-2 | | |
| | | Tennessee Tech W 4-3 | | |
| | | Tennessee Tech W 7-4 | | |
| | | UT Martin W 6-5 | | |
| | | UT Martin W 9-7 | | |
| | | UT Martin W 12-8 | | |
| | | Arkansas State L 12-1 | | |
| | | Jacksonville State W 18-4 | | |
| | | Jacksonville State L 8-7 | | |
| | | Jacksonville State W 7-4 | | |
| | | Southern Illinois L 7-0 | | |
| | | Murray State L 25-2 | | |
| | | | Auburn W 13-8 | |
| | | | Auburn L 9-8 | |
| | | | Auburn L 6-1 | |
| | | | IPFW W 5-0 | |
| | | | IPFW W 3-2 | |
| | | | IPFW W 6-5 | |
| | | | Saint Louis L 10-6 | |
| | | | Michigan State L 8-7 | |
| | | | Mississippi State L 3-2 | |
| | | | Mississippi State L 10-7 | |
| | | | Michigan State L 9-0 | |
| | | | Missouri State W 12-11 | |
| | | | North Dakota W 15-4 | |
| | | | North Dakota L 6-5 | |
| | | | North Dakota W 14-4 | |
| | | | Freed-Hardeman W 13-1 | |
| | | | Valparaiso W 17-4 | |
| | | | Valparaiso W 5-3 | |
| | | | Valparaiso W 8-7 | |
| | | | Saint Louis W 8-4 | |
| | | | Arkansas State W 6-4 | |
| | | | Morehead State W 23-10 | |
| | | | Morehead State L 12-11 | |
| | | | Morehead State W 15-7 | |
| | | | Eastern Kentucky W 17-9 | |
| | | | Eastern Kentucky W 7-4 | |
| | | | Eastern Kentucky W 8-7 | |
| | | | Southern Illinois L 16-11 | |
| | | | Tennessee Tech W 11-9 | |
| | | | Tennessee Tech W 4-3 | |
| | | | Tennessee Tech L 12-8 | |
| | | | Arkansas State L 9-6 | |
| | | | UT Martin L 12-4 | |
| | | | UT Martin L 6-3 | |
| | | | UT Martin W 15-1 | |
| | | | Southern Illinois W 13-1 | |
| | | | Harris Stowe W 10-2 | |
| | | | Jacksonville State W 10-5 | |
| | | | Jacksonville State W 6-5 | |



All-Time Roster


A

Abele, Joe ... 1963-64
Abernathy, Ryan ... 2010
Abrams, Mike ... 1971
Adams ... 1968
Adamson, Michael ... 2010- present
Alberter ... 1976
Allen, Shane ... 2000-01
Alsdorf, Jamie ... 1995
Alsup ... 1966
Alvarez, Tim ... 2002-03
Amick, Mark ... 1973-76
Anderson, Jack ... 1960
Apprill, Greg ... 1981,83
Arft, George ... 1960-61
Ashton, Cody ... 1985
Auer, Ron ... 1971-72

B

Bading, Fred ... 1977
Bahr, Ray ... 1963-65
Bailey ... 1993-94
Baker, Doug ... 1990-91
Baker, Randy ... 1977-80
Baldwin, Matt ... 2001-02
Bann, John ... 1972
Barklage, Gary ... 1981
Barnes, Larry ... 1961-62
Barnett, Tim ... 1991
Basta, Ed ... 1976-78
Basta, Larry ... 1978-79
Bauman, Terry ... 1967
Bazzell, Terry ... 1973-75,77
Beatty, Brad ... 2001
Beaudean, Joel ... 1964-67
Bebej, Jeff ... 1994-97
Beever, James ... 2000,02-03
Below, Jason ... 1993-94
Bernard, Lacey ... 1978-81
Berry, Dan ... 1998-99
Bieser, Cole ... 2010-present
Bieser, Steve ... 1988-89
Black ... 1959
Blankenship, Bob ... 1973-74
Blemker, Zac ... 2007-08
Blum, Kris ... 1992-95
Boeller, Kirk ... 2009-present
Boeller, Keith ... 1980-83

Boever, Jim ... 1969-71
Bogenpohl, Chad ... 1998-99
Bohnert, Jeff ... 1985-86
Bonilla Jr., Clement ... 1999-02
Booth, Carl ... 1996
Borders, Chad ... 1991-93,95
Borowiak, Zach ... 2000-03



Jeff Bourbon

Bourbon, Jeff ... 1998-01
Boyer, Ron ... 1960
Boyett, Jeff ... 1991
Bracamonte, Ernie ... 2004-05
Bradford, Kieran ... 2008
Brady, Mike ... 1968-69
Branstetter, Ryan ... 1997
Brechtlein, Tom ... 1981
Breuer, Tom ... 1993-96
Brewer, Kirby ... 1986-88
Brown, ... 1969
Brown, Darryl ... 1986
Brucker, Kevin ... 1984-85
Brunderman, Rich ... 1964-67
Brune, Greg ... 1965-68
Buck, Justin ... 1996-97
Buckner, Jason ... 1996
Budt, Greg ... 1999
Buechting, Don ... 1975-78
Bumpus, Brad ... 2003
Bunton, Bob ... 1979-82
Bunton, Ted ... 1989-92
Burgess, Ky ... 2010-present
Burgess, Larry ... 1983-85
Burkis, Ryan ... 1992-94
Burlison, Ron ... 1970
Burton, David ... 1986
Busiek, Rob ... 1988

C

Campbell, Kody ... 2009-present
Campbell, Keith ... 1978-80
Cantanzaro, Phil ... 1960-61
Carter, Matt ... 2004-07
Cashion, Jim ... 1960,62
Casson, Augie ... 2000
Catanzaro, Phil ... 1962-63
Chastain, Rick ... 1977-78
Cheo, Ryan ... 2002
Chiaventone, Pat ... 1977
Christian, Justin ... 2003
Clark, Shawn ... 1995-96
Clayton, Bill ... 2003,05
Clayton, James ... 2004-06
Clayton, James ... 1968
Clayton, John ... 1990-91
Coker, David ... 1969
Cole, Lindell ... 1960
Collier, Lamonte ... 1996-97
Collins, Skip ... 1968-70
Collins, Art ... 1971
Colucci, Bobby ... 2010
Colyer, ... 1964
Congwer, Tony ... 1983
Cooper, Shawn ... 1992
Craft, Lance ... 1996-97
Crafton, Bill ... 1961-62
Creamer, Jeff ... 1982
Creech, Dennis ... 1961-63
Criscione, Bill ... 1975-78
Cronister ... 1959
Crosnoe, Rex ... 1993-95
Crosnoe, Cory ... 1988-89
Cummings, Tyrell ... 2008-09
Cunningham, Heath ... 1992
Curran, Rusty ... 1996

D

D'Amico, Paul ... 1978-81
Daily, Rick ... 1983
Dambach, Greg ... 2007,09-10
Dambach, Grant ... 1974-77
Dambach, Mike ... 1972-74
Dameworth, Bruce ... 1975
Dannenmueller, Dan ... 1990-93
Davenport, Bonnie ... 1960-62

David, ... 1973
Davidson, Andy ... 2000-02
Davie ... 1965
Deal, Russ ... 1979-82
Deason, Kendall ... 2009
Debrock, Lanson ... 1997-00
DeFere, Dean ... 1987-89
Detring, Ken ... 1973-74
Dicus, Jon ... 2010-present
Diel, Bill ... 1989
Dinkelman, Ryan ... 2003
Dirnberger, Blake ... 2009
Doehring, Jim ... 1960-63
Doerr, Merl ... 1985
Doerr, Mark ... 1976-77
Dohogne, Rick ... 1978-80
Draves, Rob ... 1982
Drury, Mark ... 1969-72
Duncan, Dave ... 1991-92
Dunn, Keith ... 1967
Durso, Marc ... 1975
Dyson, Ken ... 1961

E

Edwards, Jim ... 1988-91
Edwards, Tim ... 1989-91
Eftink, Mick ... 1979-82
Eftink, Josh ... 2002
Eiler, Terry ... 1966-67
Eisenbach, Rick ... 1975-78
Elfrank, Steve ... 1971-74
Elfrink, Brad ... 1987-89
Epley, ... 1993-94
Erlacker, Jim ... 1971-73
Erxleben, Gary ... 1965-66
Eubanks, Glenn ... 1987
Evans, Joey ... 2005
Evans, Jim ... 1980
Evans, Victor ... 1960

F

Fahringer, Mick ... 1978
Faircloth, Eric ... 1986
Fangman, Aaron ... 2003-04
Fernandez, Andres ... 2004
Fields, W. ... 1961
Files, Brad ... 1983
Fitch, Mike ... 2004



Fitzpatrick, ... 1994
 Forsyth, Ryan ... 2003-05
 Forsythe ... 1959
 Frakes, Bill ... 1984
 Frazier, Mark ... 2001-02
 Fritsche, Tom ... 1979-80
 Fuller, Donnie ... 2002-03
 Fulte, Tim ... 1991-92
 Funkhauser, Bill ... 1959-60

G

Gabbard, Ron ... 1969
 Gaebler, Kenny ... 1998-00
 Garner, Kurt ... 2004
 Garner, Nick ... 1985
 Garrow, Steve ... 1978-81
 Gentry, Mike ... 1971
 Gerwitz, Jim ... 1996-97
 Gibson, Chris ... 2005-06
 Gibson, Derek ... 2010-present
 Giegling, Jim ... 1987
 Gilbert, Gary ... 2003-04
 Glastetter, Jim ... 1964-67
 Glenzy, Gary ... 1962
 Goetz, ... 1977
 Goforth, Chuck ... 1982-83
 Gongwer, Tony ... 1984-86
 Goodman, Steve ... 1996-97
 Govek, Ryan ... 2002
 Graham, Darryl ... 2006-07
 Greaser, Brian ... 1990
 Grim, Jon ... 1986-88
 Gronowski, Dave ... 1980-81
 Gross, David ... 1977-80
 Gross, M. ... 1961
 Gumieny, Kyle ... 2009-10
 Gunnels, Brian ... 1996
 Guthrie, Brian ... 1984-85

H

Hachman, Ralph ... 1965-68
 Hagedorn, Bob ... 1960-61
 Haines, Talley ... 1996-97
 Hajek, Gerald ... 1962
 Halter, Tim ... 1970
 Hammers, Jim ... 1977-78
 Hanne, Troy ... 1990
 Hansford, Wade ... 2003-04

Hantack, Richard ... 1959-60
 Harmon ... 1959
 Harmon, Robert ... 1990
 Harness, Corey ... 2008-present
 Harness, Harlard ... 1978-79
 Harper, Brian ... 1986-88
 Harris, Donta ... 1992-95
 Harris, Nick ... 2007-present
 Harshbarger ... 1959
 Haseltine, Louie ... 2008-present
 Hastings, Trae ... 1975-78
 Hatton, Vern ... 2001-02



Haunschild, Frank ... 1965-66
 Hawkins, Dave ... 1959-60, 62-63
 Hayden, Derek ... 2007
 Hearne, Gary ... 1965-66
 Hemmer, Lance ... 1982-84
 Hempen, Hal ... 1986-87
 Hendrain, Adam ... 2010
 Hendrix, Greg ... 2009
 Heon, Taylor ... 2010-present
 Herbig, Derek ... 2004-06
 Herring, ... 1964
 Heuring, Darrell ... 1990
 Heuring, Keith ... 1996
 Heuvelman, Arnie ... 1982-85
 Hibbard, James ... 2006
 Hicks, Mike ... 1989
 Hilz, Jeffrey ... 2000-01
 Hobbs, Ted ... 1979-80
 Hoehner, Brad ... 1996-99
 Hoffman, Craig ... 1983-86
 Hoffman, Eric ... 2001-04
 Hogan, Mark ... 1976
 Holdinghaus, Dave ... 1972-74
 Holdner, John ... 1961-63
 Holland, Matt ... 2007

Holland, Dennis ... 1961
 Hollrah, Scott ... 1991-92
 Holtzman, ... 1966
 Hopkins, Brian ... 2001-03
 Hopper, Scott ... 1994-96
 Horace, Scott ... 1989-90
 Horstman, Eric ... 2004-05
 Hosick, Steve ... 1977
 Hotfelder, John ... 1968-70
 Howe, Mike ... 1972-74
 Huesgen, Dan ... 1997-00
 Hull, Matthew ... 1998
 Hunt, Jeff ... 1976-77

I

Ivie, Mike ... 1981-84

J

James, Rolland ... 1967-70
 Janet, Chris ... 1981-84
 Jarvis, John ... 1991-92
 Jenkins, Bo ... 2004-05
 Jensen, Jeff ... 1984
 Jett, Jim ... 1964
 Jett, Jim ... 1967-68
 Johnson, Andrew ... 2005-06
 Johnson, Bob ... 1979
 Johnson, Jeremy ... 1997-00
 Jolly, Charles ... 1971-72
 Jones, Casey ... 2010-present
 Jones, Tony ... 1985-86
 Jorgenson ... 1959
 Jorn, Dave ... 1975-76
 Jungers, Bill ... 1963-65

K

Kelam, Ron ... 1972-73
 Kell, Jamie ... 1984
 Kemper, Jake ... 2008
 Kern, Robert ... 1998-99
 Kesterson, Al ... 1964, 66-67
 Kimbelin, Keith ... 1986-87
 King, Floyd ... 1963-66
 King, Jim ... 1970-71
 King, Jeremy ... 2001
 Kinsolving, Darin ... 1997-00
 Kintz, Jeff ... 1982, 84

Kitchen, Paul ... 1967
 Kitchen, Terry ... 1971-74
 Kitrell, Mike ... 1986
 Klein, Korey ... 2003
 Kline, Terry ... 1966-67
 Klocke, Jim ... 2007-10
 Koch, Don ... 1961
 Kolons, Blake ... 2009
 Korando, Tony ... 1975-76
 Kornfeld, Kevin ... 1978
 Kosciulek, Keith ... 1983
 Kress, Steve ... 1991-92
 Kuehler, Dan ... 1969-70
 Kuehn, Ralph ... 1975-77
 Kuhl, ... 1964
 Kumer, Kerry ... 1987
 Kurt, Bryan ... 2004-05
 Kurtz, David ... 2002
 Kutmas, Chad ... 1995

L

LaBruyere, Brad ... 2008-present
 Landgraf, Jeff ... 1970-73
 Landgren, Allan ... 1998-99
 Lane, Marty ... 1998-99
 Lang, Bob ... 1962
 Larsen, Tim ... 1998
 Lawson, Brent ... 2004-07
 Lawson, David ... 2002-03
 Layton, Aaron ... 1990-93
 Lee, Tom ... 1962
 Leigh, James ... 2007-09
 Leonard, Jim ... 1966-68
 Lewallen, Ronnie ... 2000
 Lewis, Jon ... 1997
 Lipe, Edward ... 1972
 Lochmann, ... 1993-94
 Loflin, Jim ... 1988-89
 Lohr ... 1959
 Long, Darrell ... 1967-70
 Long, Jim ... 1969-70
 Lopez, Freddy ... 2004-05
 Lowe, Steve ... 1998-99
 Luer, Jeff ... 1987
 Lummus, Lee ... 1986-89
 Lunski, Greg ... 2001
 Lynch, Paul ... 1989-90

M


Mabrey ... 1959



All-Time Roster

Mabury ... 1959
 Mahan, Bill ... 1961
 Mahon, Logan ... 2010-present
 Malchow, Bruce ... 1961-62
 Malham, Brennan ... 2010-present
 Maloney, ... 1993-94
 Maloney, Scott ... 1981-85
 Mann, ... 1968
 Manning, Josh ... 2008
 Marino, Charlie ... 1998-00
 Marschel, Larry ... 1990-91
 Massie, Stephen ... 2009-10
 Mather, John ... 1988-89
 Maupin, Anthony ... 2004-06
 McAlister, Jamie ... 2005-06
 McCann, Jeff ... 1983-84
 McClanahan ... 1959
 McClanahan, Sean ... 1989
 McClarty, Pat ... 1974
 McConnell, Britt ... 1986-90
 McDonald, Tristen ... 2001-03
 McGuire, Nathan ... 1998
 McLain, Gary ... 1982
 McMahon ... 1993-94
 McSpadden, Galen ... 1971-74
 McVay, Charles ... 1960,63
 Meier, Dale ... 1961-64
 Mercado, Chad ... 2006-07
 Metz, Don ... 1967-70
 Meyer, Kevin ... 1999-00
 Meystedt, Kermit ... 1964-67
 Michel, David ... 1995-97
 Miller ... 1959
 Miller, Blake ... 1978-81
 Miller, Brad ... 1987
 Miller, Larry ... 1966-68
 Miller, Mike ... 1995-97
 Miller, Tom ... 1988
 Miller, Tim ... 1991
 Mills ... 1959
 Mitchell, John ... 1985
 Mitchell, Michael ... 2000-01
 Mitts ... 1993-94
 Mize, John ... 1975
 Moeglin, Brian ... 1991-94
 Moehrs, Clay ... 1988-91
 Mohar, Bill ... 1962
 Monahan, Pat ... 1965
 Montgomery, Jim ... 1978-79,81
 Montiel, Frankie ... 2004-05
 Moore, Robby ... 2006-07
 Morgan, Scott ... 1979,81-82

Morgan, Bruce ... 1975-76
 Morris ... 1968
 Morris, Jeff ... 1983-84
 Morrow ... 1959
 Moses, Trenton ... 2008-present
 Mosley, Steve ... 1964-65
 Moulton, Seth ... 2003
 Muegge, Ken ... 1982
 Mueller, Don ... 1962
 Muench, Doug ... 1985-86



Doug Muench

Munsell, Mark ... 1992
 Murphy, Dan ... 1978
N
 Nagel, Blane ... 1975
 Nails, Ivan ... 2007-08
 Neal, Kyle ... 2001
 Nebel, Steve ... 1974
 Newcomb, Keith ... 1963-65
 Nicholas, Brice ... 2000-02
 Nichols, Gary ... 1959-60
 Noll, Brady ... 2004-05
 Noon, Jim ... 1974-75
 Nourie, Jon ... 2003-04

O
 O'Connor, Gerald ... 1959-60
 O'Mara, Tom ... 1961
 Olson, Levi ... 2005-06
 Osburn, Ted ... 1979-80
P
 Padilla, Omar ... 2006-07

Palmer, Dave ... 1981-82
 Parham, Josh ... 2005-07
 Parker, Bryan ... 1975-76
 Parks, Jim ... 1987-91
 Parmley, Kenton ... 2009-present
 Paskus, John ... 1972-73
 Patterson, Dan ... 1984-86
 Patterson, Dennis ... 1972
 Payne, Jordan ... 2005-06
 Payne, Jerry ... 1966-67,72
 Payne, Jim ... 1965-66
 Payne, Mike ... 1969-72
 Pecaut, Ricky ... 1987-88
 Pehle, Todd ... 1994-97
 Pehle, Troy ... 1994-97
 Pelsma, Dennie ... 1967-69
 Pemberton, Shawn ... 1996-97
 Pennington, Todd ... 1999-01
 Pepper, Brian ... 1997
 Peterson, Jack ... 1960
 Pfingsten, Dan ... 1995-96
 Phillips ... 1994
 Phillips, Derrick ... 1985
 Pierce, Rhett ... 1992-93
 Pilcher, Joey ... 2003-04
 Pilla, Dave ... 1976
 Plassmeyer, Ken ... 1959-62
 Poinsett ... 1959
 Poole, Ryan ... 2008-09
 Portell, Mike ... 1965,67
 Potts, Randy ... 1984-85
 Potts, Craig ... 1974
 Powell, Charlie ... 1972-73
 Poynor, Bill ... 1980
 Pritchett, Dustin ... 2005-07
 Probst, Ron ... 1960
 Proctor, Dave ... 1971
 Prothro, Lawrence ... 1985
 Pruneau, Scott ... 1990-93
 Purcell, Brad ... 2001-02

Q
 Qualls, Bruce ... 1982-85
R
 Radetick, Joe ... 1984-86
 Raley, Mike ... 1972-75

Range, Dale ... 1981
 Rave, Aaron ... 2006
 Reeder, ... 1970
 Reid, Bill ... 1966-67
 Reid, Bob ... 1959
 Reid, John ... 1959-61
 Reinagel, Jeff ... 1981-83
 Reinagel, Kenny ... 1982-84
 Reinagel, Scott ... 2002-03
 Reinagel, Tom ... 1971-72
 Renfrow, Dustin ... 2007-08
 Reuss, Jim ... 1962-64
 Rhodes, Lance ... 2007-08
 Rhodes, Larry ... 1962-65
 Richards, Kent ... 1982
 Riddle, Lee ... 1963
 Riley, Phillip ... 2006-07
 Risch, Scott ... 1981
 Rives ... 1993-94
 Rizzuto, ... 1969-70
 Roberts, Mike ... 1980
 Robins, Randall ... 1974-75
 Robinson, Kerry ... 1993-95
 Robinson, Mike ... 2001
 Rodriguez, Daniel ... 1998-99
 Rogers, Bryan ... 1992-93
 Roll, Lee ... 1969
 Rosburg, Paul ... 1981-82
 Rosener, Sam ... 2007-08
 Rothweil, Larry ... 1994-95
 Rouse, Quenten ... 2005-06
 Ruff, Kenneth ... 1984
 Rupp, Tim ... 2010-present
 Russell, Brett ... 2010-present

S
 Salazar, John ... 2009-10
 Samples, Mike ... 1977-79
 Sandheinric, Kelly ... 1986-87
 Saulter, Jim ... 1975
 Schaefer, Brian ... 1993-95
 Schatzley, Bill ... 1977-79
 Scheidt, ... 1964
 Schiller, Don ... 1965-67
 Schiltz, Danny ... 1999
 Schlegel, Andy ... 1996
 Schlick ... 1974
 Schmidt, Steve ... 1987
 Schmidt, Lynn ... 1977-78



Schneider, Gary ... 1975
 Schreck, Chris ... 1987
 Schreiber, David ... 1991
 Schuembaur, Carl ... 1974
 Schuh, Daniel ... 2006-09
 Schulman, Jeff ... 1992,94
 Schulte, Joe ... 1984-85
 Schumacher ... 1968
 Schwartz, Dan ... 1979-80
 Schwent, Gary ... 1969-70
 Schwieso, Brian ... 1986
 Sconce ... 1994
 Seabaugh, Don ... 1983
 Sehnert, Ryan ... 2003
 Selby, Tim ... 1995
 Self, Brent ... 2002
 Shadowens, Chris ... 1986
 Shah, Asif ... 2006-07
 Shannon, Dennis ... 1970
 Shasserre, Dan ... 1966-67
 Sheffer, Marc ... 1998
 Shelton, Steve ... 1973-75
 Sheridan, Andy ... 2002
 Sherry ... 1968
 Sherry, Adam ... 2002
 Shifferdecker, Rod ... 1990
 Short, Paul ... 1987-88
 Shy, Dan ... 1988-89
 Shylanski, Todd ... 1991-92
 Siboda, Dave ... 1996-97
 Siebert, Scott ... 1987-90
 Sigler, Brian ... 1990,92
 Simmons, Brad ... 2001-02
 Simmons, Mark ... 1985
 Simmons, Shae ... 2010-present
 Singleton, Raleigh ... 1963
 Skakalski, Stan ... 2003-04
 Slattey, Blake ... 2008-present
 Smiley, Butch ... 1976
 Smith, Brad ... 2003-05
 Smith, Brandon ... 1999-02
 Smith, Darrick ... 1983-86
 Smith, Tim ... 1975-76
 Sommerkamp, David ... 1998
 Sorth, Larry ... 1961
 Spencer, Tony ... 2008-09
 Spies, George ... 1969-71
 Spille, Ryan ... 1998-99
 Stahl, Barry ... 1973
 Stambush, Archie ... 1999-00

Steffens, Jeff ... 1987-90
 Steighorst, Mark ... 1972
 Steimle, Doug ... 1965-67
 Steinmetz, Rich ... 1981-83
 Stephens, Andy ... 2008-09
 Steward, Lon ... 1985-86
 Stoll, Isaac ... 2007
 Strahlendorf, Todd ... 2008-09
 Stroud, Dan ... 1981-83
 Stucker, Gary ... 1987-88
 Stuckey, Denver ... 2000-03
 Suedekum, Jerry ... 1963-65
 Sullivan, Robin ... 1975
 Sullivan, Scott ... 1997-98
 Swartz, Mike ... 1976
 Swearingen, Jason ... 1995-98
 Swift, Bob ... 1963-64
 Swift, Dick ... 1963-64
 Syberg, Josh ... 2007-present

T
 Tabata, Osamu ... 1989,91
 Taylor, Michael ... 2006-07
 Teel, Marvin ... 1962
 Theodorakos, Jason ... 2003-04
 Thomas, Nick ... 2010-present
 Thomas, Scott ... 1990-91
 Thomas, Tommy ... 2000-01
 Thompson, Jay ... 1979-80
 Thorgmorton, Dick ... 1960
 Thornsberrry, James ... 1968-71
 Tierney, Jesse ... 2009-present
 Tripp, Shawn ... 1992-93
 Turk, Jim ... 1961-64
 Turner, Dewight ... 1963

U
 Ulmer, Pete ... 1965-68
 Underwood, Josh ... 2010-present

V
 Valek, Eddie ... 1993-95
 Vardell, Vrah ... 1959-60
 Varone, Bill ... 1962
 Vaughn, Steve ... 1965-68
 Via, ... 1969

Vickery, Charlie ... 1973-74
 Vieth, ... 1977
 Viviano, George ... 1961
 Voss, Ron ... 1962-63

W
 Wadlington, Gary ... 1962-63,65
 Wadlington, Scott ... 1980
 Wagner, Matt ... 2007-09
 Wahl, Fred ... 1972,74-75
 Wallace, Ron ... 1968-71
 Wallut, Rich ... 1982
 Warren, Phil ... 1997-00
 Warren, Lee ... 1973-74
 Weber, Matt ... 1992
 Weiler, Jeff ... 1995
 Wells, Rob ... 1995
 Wengert, Alan ... 1982-84
 Wengert, Gary ... 1973-74
 Went, Jacob ... 2010-present
 West, Chris ... 2005
 West, Josh ... 2002
 Wheeler, Justin ... 2008-09

Wieser, Mike ... 1976
 Wieser, Rick ... 1975-76
 Wieter, Alan ... 1990-92
 Williams, Greg ... 1969
 Williams, Joe ... 1977-80
 Williams, Ray ... 1969-70
 Williams, Steve ... 1981-84
 Wilson, Jon ... 1971-72
 Winder, Mark ... 1988
 Winkler, Bob ... 1967
 Wise, Trent ... 2010-present
 Wittenborn, Mark ... 2003-04
 Wollis, Keith ... 2004-05
 Wolsey, Jerry ... 1998-99
 Wood, Brent ... 1980-83
 Wright, John ... 1971
 Wulfers, Matt ... 2007-08

Y
 Yount, Kyle ... 1996-99
 Yount, Steve ... 1970-73

Z
 Zalders, ... 1975
 Zaricore, Mike ... 1967-68
 Zoellner, Rich ... 1986-88
 Zollner, Sean ... 2004-08



Wiese, Andrew ... 2007-09
 Wieser, Dan ... 1975-77



All-Conference/All-American Honors

First Team

1992 Todd Shylanski, C
 1993 Rex Crosnoe, C
 Scott Pruneau, UT
 1994 Rex Crosnoe, C
 1995 Tom Bruer, 3B
 Rex Crosnoe, C
 David Michel, P
 Troy Pehle, P
 Kerry Robinson, OF
 1996 Tom Bruer, UT
 1997 LaMonte Collier, OF
 1998 Ryan Spille, P
 1999 Jeremy Johnson, OF
 Ryan Spille, P
 2000 Lanson Debrock, P
 Jeffrey Hilz, P
 Jeremy Johnson, OF
 Darin Kinsolving, 1B
 Charlie Marino, OF
 2001 Clemente Bonilla, 2B
 Zach Borowiak, SS
 Jeff Bourbon, C
 2002 Vern Hatton, OF
 Brad Purcell, P
 Denver Stuckey, 3B
 2003 Tim Alvarez, P
 Justin Christian, 2B
 Brian Hopkins, OF
 2004 Brad Smith, P
 2005 Eric Horstman, 3B
 2006 Levi Olson, C
 Omar Padilla, 2B
 2007 Asif Shah, UT
 2008 Tyrell Cummings, OF
 Jim Klocke, C
 Matt Wagner, 1B
 2009 Jim Klocke, C
 Tyrell Cummings, OF
 2010 Jim Klocke, C
 Casey Jones, UT
 Shae Simmons, RP

Second Team

1992 Rhett Pierce, OF
 1993 Darrell Dannenmueller, P
 Kerry Robinson, OF
 1994 Mat Mitts, P
 Sherron Rives, SS
 Brian Schaeffer, OF
 1995 Brian Schaeffer, OF
 1996 LaMonte Collier, OF
 Rusty Curran, SS
 1997 Mike Miller, UT
 1998 Steve Lowe, SS
 Charlie Marino, OF
 Jason Swearingen, P
 Kyle Yount, 2B
 1999 Dan Huesgen, P
 2000 Kevin Meyer, OF
 2002 Tim Alvarez, P
 Clemente Bonilla, 2B
 Zach Borowiak, SS
 Tristen McDonald, C
 Brandon Smith, P
 2003 Zach Borowiak, SS
 Tristen McDonald, C
 Denver Stuckey, 3B
 2004 Eric Horstman, IF
 Frank Montiel, OF
 2007 Dustin Renfrow, P
 2009 Louie Haseltine, DH
 2010 Kenton Parmley, SS
 Louie Haseltine, OF
 Michael Adamson, OF
 Kyle Guimeny, P

Honorable Mention

1994 Richie Pierce, P
 1996 Shawn Clark, 1B
 Jason Swearingen, P
 1998 Darin Kinsolving, 3B
 1999 Phil Warren, OF

Kyle Yount, 2B

2000 Tommy Thomas, P
 2002 Mark Frazier, P
 Brian Hopkins, OF
 2004 Eric Bracamonte, SS

All-Freshman Team

2006 Andrew Graham, IF
 Aaron Rave, IF
 2007 Nick Harris, OF
 Jim Klockem, C
 Josh Syberg, P
 2008 Trenton Moses, 3B
 2009 Kenton Parmley, SS
 2010 Shae Simmons, RP

Coach of the Year

2002 Mark Hogan

Player of the Year

1995 Rex Crosnoe
 2000 Jeremy Johnson
 2001 Clemente Bonilla

Pitcher of the Year

1995 David Michel
 1998 Ryan Spille
 2001 Todd Pennington
 2002 Brad Purcell
 2003 Tim Alvarez

Rookie of the Year

2000 Jeffrey Hilz
 2003 Justin Christian
 2007 Jim Klocke
 2010 Shae Simmons

All-Americans

1968 Keith Newcombe
 Steve Vaughn
 1976 Trae Hastings
 Dan Wieser
 Mark Amick
 1982 Steve Williams
 1983 Steve Williams
 Lance Hemmer
 1989 Dan Shy
 1991 Todd Shylanski
 1998 Jeff Bourbon
 Ryan Spille
 2000 Zach Borowiak
 Jeremy Johnson
 2001 Clemente Bonilla
 Todd Pennington
 2003 Tim Alvarez
 Justin Christian
 2004 Brad Smith
 2007 Nick Harris
 Jim Klocke
 2009 Jim Klocke
 2010 Jim Klocke
 Shae Simmons

Ping!Baseball All-Americans

2010 Shae Simmons
 Jim Klocke


Lowe's Senior CLASS Award

2010 Jim Klocke



Major League Draft Picks

| <u>Year</u> | <u>Player</u> | <u>Rd</u> | <u>Pick</u> | <u>Organization</u> |
|-------------|-----------------|-----------|-------------|-----------------------|
| 1992 | Scott Hollrah | 33 | 932 | Chicago White Sox |
| 1995 | Rex Crosnoe | 46 | 1280 | Cleveland Indians |
| 1997 | LaMonte Collier | 34 | 1016 | Philadelphia Phillies |
| 1997 | David Siboda | 48 | 1381 | Toronto Blue Jays |
| 1999 | Ryan Spille | 19 | 583 | Toronto Blue Jays |
| 2000 | Jeremy Johnson | 26 | 778 | Toronto Blue Jays |
| 2000 | Daniel Huesgen | 38 | 1138 | Toronto Blue Jays |
| 2002 | Robert Smith | 18 | 538 | Boston Red Sox |
| 2002 | Zach Borowiak | 49 | 1455 | San Francisco Giants |
| 2003 | Zach Borowiak | 14 | 414 | Boston Red Sox |
| 2003 | Tim Alvarez | 36 | 1083 | San Francisco Giants |
| 2009 | Jim Klocke | 46 | 1389 | St. Louis Cardinals |
| 2010 | Jim Klocke | 31 | 951 | Philadelphia Phillies |



Jim Klocke

Klocke was drafted by the Philadelphia Phillies in the 31st round of the Major League Draft and assigned to play for the Williamsport Crosscutters of the New York Penn League. In 29 games, Klocke hit .274 with five doubles, two triples and one home run, while striking out just seven times in 102 plate appearances. Klocke was the highest draft pick in Southeast history after being named as an All-American in 2009 and 2010.

Former Redhawks Still In Action



Justin Christian

Christian signed a free agent contract with the Baltimore Orioles in 2008 and appearing in 24 games with the New York Yankees in 2007. In 24 games with the big club, he had six RBI's, three doubles and a .250 batting average. He also stole seven bases for the Yankees. Christian played in AAA for the Yankees and Orioles from 2008-20010 and ended last season with the Scranton/Wilke-Barre Yankees.



Asif Shah

Shah signed with the Normal (Ill.) Cornbelters of the Frontier League in 2010 and hit .316 in 89 games. Shah was a First Team All-OVC utility player in 2007. He led the Redhawks with 50 RBI's while hitting .312. He also had a team-high seven victories on the mound and had six complete games.



Hall of Fame

2002 Inductee

Joe Uhls served as the baseball coach at Southeast from 1960-1984. He totaled a 373-257-5 record. He also served as an assistant basketball coach in the 1960's. The baseball locker room at Houck Field House is named in Uhls honor.

2004 Inductee

Steve Williams played both football as a punter and baseball as a catcher. He led the football team in punting in 1981 and 1983. Williams was an All-America baseball catcher in 1982 and 1983 and played professionally in the Philadelphia Phillies organization. He still holds the All-Time career home run record with 52 long balls.

2006 Inductees

The 1976 baseball team won the MIAA conference title, the NCAA Midwest Regional title and advanced to the College World Series in Springfield, Ill., finishing third in the nation.

The College World Series team roster included Allan Alberter, Mark Amick, Lawrence Basta, Don Buechting, Bill Criscione, James Dambach, Mark Doerr, Clarence Eisenbach, James Hastings, Mark Hogan, Jeffry Hunt, David Jorn, Vincent Korando, Ralph Kuehn, Bruce Morgan, Bryan Parker, Thomas Smiley, Timothy Smith, Dan Wieser, Mike Wieser and Rick Wieser. The team was coached by the late Joe Uhls who was one of the inaugural inductees into the Southeast Athletic Hall of Fame.

Royal Tibi (1919-23) is believed to be the only athlete at Southeast to earn varsity letters in five sports. He lettered in football, basketball, baseball, track and tennis. An outstanding punter on the football team, he also served as captain of the track team and was described as an outstanding defensive player on the basketball team.

2008 Inductee

Kerry Robinson set many school records while playing in the outfield from 1993-95. He holds the school record with 35 straight games with a hit. After being drafted in the 34th round of the Major League draft Robinson played five seasons in the minor leagues before making his major league debut with the Tampa Bay Rays on September 22, 1998. Robinson played seven seasons in the majors, with three of the seasons as a starter for the St. Louis Cardinals. He ended his career playing in 463 games and compiling 196 hits in 735 at-bats. Robinson committed just four errors in 379 chances in his big league career.

2010 Inductees

Dale Meier established numerous pitching records over his four-year career. He registered a total of 16 wins and three saves and was involved in 51 percent of Southeast's wins during that time. In 1964, Meier had nine victories and one save, and pitched Southeast's first no-hitter of the modern era. A two-time Most Valuable Player (1963, 1964), Meier went on to play professionally for five years in the St. Louis Cardinals organization.

Clarence Bergman, who is deceased, lettered four years in four sports, including football, basketball, baseball and track. He scored the first touchdown in the dedication game at Houck Stadium on Oct. 3, 1930. Bergman was a captain of three teams.



THIS IS THE OVC

GOSOUTHEAST.COM



THIS IS THE OVC

Entering its 63rd year, the Ohio Valley Conference continues to build on the success that has made it the nation's eighth-oldest NCAA Division I conference. For only the second time in a decade, the Conference expanded by adding Southern Illinois University Edwardsville as the league's 11th member in 2008. The move expanded the OVC's geographical footprint to the St. Louis market and marked the first change in membership since expanding to the state of Alabama (Jacksonville State, Samford) in 2003.

The 2009-10 school year saw a change in leadership as Beth DeBauche was named the seventh full-time Commissioner in league history on July 28. She is currently one of just five females to be the head of a Division I conference, and one of just eight to lead a Division I conference all-time. The last three commissioners of the OVC have moved onto jobs as the commissioner of the Big Ten, Big 12 and the Mid-American Conferences.

The OVC's proud history past dates back to 1948, but seeds for the new league were actually planted in 1941. It was then that Roy Stewart, the athletics director at Murray State, Charles (Turkey) Hughes, the athletics director at Eastern Kentucky, and Kelly Thompson, the public relations director at Western Kentucky, first broached the idea of forming a new conference. Discussions were put on hold by World War II, but reemerged Feb. 27-28, 1948 at the Kentucky Hotel in Louisville as the three original institutions combined with Morehead State, Louisville and Evansville to form the OVC.

In the 1950s, the OVC became a pioneer on a much more significant scale socially. During times of racial segregation, league member Morehead State became one of the first non-traditionally black mid-southern institutions to accept a black student. In 1958, Marshall Banks earned athletically-related aid at Morehead, which signed a second black athlete, Howard Murphy, a year later. In 1961, Murphy earned all-conference recognition as a halfback in football. With racial barriers broken, the rest of the institutions in the league began to provide educational and athletic opportunities to African-Americans.

Through the past 62 years, 14 teams have won or shared the league's football title. The list is led by Eastern Kentucky, winner of 20 outright or shared football crowns, including both the 2007 and 2008 championships, as they compiled a 15-1 league record over that time period. Only one other Football Championship Subdivision school (UMass) has won more Conference titles than the Colonels. Among OVC teams, former member Middle

Tennessee is next with 11 titles, followed by Tennessee Tech with nine, and Murray State and former member Western Kentucky with eight apiece. Eastern Illinois has claimed five football crowns (including the 2009 title) while Jacksonville State, Morehead State, Tennessee State and former members Evansville and East Tennessee State have captured two apiece. Austin Peay, UT Martin (which captured its first crown in 2006) and former member Youngstown State have one title apiece.

Murray State and Evansville tied for the initial football championship, and the Racers participated in the first-ever bowl game by an OVC team, tying Sul Ross State 21-21 in the 1948 Tangerine Bowl. From 1948 to 1975, OVC teams played in 15 bowl games, winning eight of them. Eastern Kentucky and Western Kentucky were also participants in the NCAA Division II playoffs in the early and mid-1970s prior to the NCAA's reclassification of football programs into Division I-AA. The term "I-AA" lasted until the end of the 2006 season when it was changed to Division I Football Championship Subdivision (FCS).

The first Division I-AA/FCS football playoff was held in 1978 with only four teams, which is the only year through present day that the OVC did not field a playoff representative. In 1979, four of the nation's top teams were invited to the playoffs, and two of them - Eastern Kentucky and Murray State - were from the OVC. Murray dropped its semifinal game to Lehigh, but the Colonels nipped Nevada-Reno in double overtime and claimed the national championship a week later with a 30-7 victory over Lehigh. ECU was coached by former all-America quarterback Roy Kidd, who was in his 16th year at the helm of his alma mater and who skipped the Colonels to a second national title three years later. Following the 2002 season, Kidd retired after 39 years at ECU, a one-school tenure unmatched in all of Division I. Upon retirement, he ranked sixth all-time among Division I coaches with 315 victories, earning him a spot in the College Football Hall of Fame. ECU's 19 FCS playoff appearances are the second for the most all-time (behind only Montana).

In addition to Kidd, other coaching legends in the OVC include Charles (Bubber) Murphy, who coached at Middle Tennessee from 1947-1968, Western Kentucky's Jimmy Feix (1968-83), Wilburn Tucker (1954-67) and Don Wade (1968-82) of Tennessee Tech, Bill Ferguson (1967-77) of Murray State, Guy Penny (1959-67) of Morehead State and Boots Donnelly (1977-78 at Austin Peay; 1979-1998 at Middle Tennessee). Current Eastern Illinois

head coach Bob Spoo has compiled 88 wins while his program has been a member of the OVC; that currently ranks fifth all-time in league history.

A sampling of former OVC football stars, some of whom were All-Americans during their collegiate careers before achieving stardom at the professional ranks, include Jim Youngblood and Larry Schreiber (Tennessee Tech), Phil Simms (Morehead State), Virgil Livers and Dale Lindsey (Western Kentucky), Myron Guyton and Chad Bratzke (Eastern Kentucky), Cortland Finnegan (Samford) and Tony Romo (Eastern Illinois). In 2008, former Tennessee State standout Dominique Rodgers-Cromartie became just the fourth NFL First Round draft pick in OVC history when he was selected 16th overall by the Arizona Cardinals. He would break into the starting lineup halfway through his rookie season and started at cornerback for the Cardinals in Super Bowl XLIII. The OVC has had at least one former player named a NFL Pro Bowl selection in each of the past four seasons.

Football wasn't the only sport in which the OVC was quickly gaining respect. In 1955, the OVC became only the second six-member league nationally to earn an automatic bid to the prestigious NCAA Men's Basketball Tournament, which, at that time, was limited to only 24 participants. The Conference quickly proved worthy of that bid, as Morehead State defeated Marshall (107-92) and Wayne State (95-84) in the 1956 tournament.

Fifteen years later, former OVC member Western Kentucky became the first and only Conference team to reach the Final Four. The Hilltoppers defeated Jacksonville, Kentucky and Ohio State before losing to Villanova in double overtime. WKU went on to finish in third place after beating Kansas 77-75 in the consolation game.

Since that time, the OVC has recorded some of the biggest upsets in the history of the NCAA Tournament. Perhaps the most famous moment came in 1987, when Austin Peay came from fourth place in the regular season to win the OVC Tournament and earn the league's automatic bid. The Governors drew powerful Illinois, and were such big underdogs, that ESPN broadcaster Dick Vitale promised to stand on his head if APSU won the game. After a 68-67 victory over the Illini, and a narrow 90-87 overtime loss to eventual Final Four participant Providence in the second round, Vitale made good on his promise in a visit to Clarksville two months later.

Murray State added to the OVC's string of upsets in 1988 when it knocked off 14th-



MSU nearly went on to the Sweet 16 that year, losing to eventual national champion Kansas, 61-58. A bank shot by Mann that would've given the Racers a one-point lead rolled off the rim with three seconds left. In 1990 as a No. 16 seed, Murray State took No. 1 seed Michigan State into overtime before falling 75-71; that game still marks the closest a No. 16 seed has come to knocking off a No. 1 in men's tournament action. More recently, Murray State has dominated the OVC Tournament, reaching the championship game every year in the 1990's. The Racers' 14 OVC Tournament Championships are the most among all OVC schools.

After former member Middle Tennessee State won a first round game in 1989, the league had a drought as no other OVC team won a NCAA Tournament game for the next 19 years. But Morehead State, coming off a thrilling double overtime OVC Tournament victory over Austin Peay, topped Alabama State 58-43 in the Opening Round game at Flyer Arena in Dayton, Ohio. The game was played in front of an Opening Round record crowd of 11,346; that crowd included many MSU fans who made the three hour drive from Morehead for the game. The Eagles season would come to three days later when they lost to No. 1 overall seed Louisville, despite playing the Cardinals close for a majority of the game.

In 2009-10, Murray State made OVC history by winning a record 31 games (31-5) on its way to the league's regular season and tournament championship. In the first round of the NCAA Tournament, the No. 13 seed Racers topped Vanderbilt in thrilling fashion when senior Danero Thomas hit a jumper as time expired to lift MSU to a 66-65 victory. It marked the first OVC team to advance to the second round of the NCAA Tournament since 1989, and snapped a skid of 71-straight losses to Southeastern Conference foes (dating back to 2000-01). In the second round the Racers pushed eventual national runner-up Butler to the brink before losing 54-52.

Through its 62 years, 12 teams have won or shared the league's regular season men's basketball title. Murray State heads the list with a Conference-record 21 outright or shared basketball crowns. Other past champions include former member Western Kentucky (19), Morehead State (9), Austin Peay (8), Eastern Kentucky (6), Tennessee Tech (5), former member Middle Tennessee (5), Tennessee State (2), former member East Tennessee State (2), Southeast Missouri State (1), UT Martin (who won its first in 2008-09) and former member Akron (1).

Among the coaching greats in men's bas-

ketball have been Western Kentucky's E.A. Diddle, who retired with 759 victories and 10 OVC titles; John Oldham, who was a member of the very first All-OVC squad and went on to win seven OVC crowns during his coaching tenure at Tennessee Tech and Western Kentucky; Paul McBayer, who guided Eastern Kentucky to 219 wins and three OVC crowns; and Cal Luther, who is the only person in Conference history to win men's basketball Coach of the Year honors at two league schools - Murray State and UT Martin. Current Austin Peay head coach Dave Loos became the winningest coach in OVC history in 2009-10, netting his 319th victory and passing Luther on the all-time list. Loos enters the 2010-11 season with 331 victories.

There have been an equal number of great players including Western Kentucky's Clem Haskins, who is the only three-time OVC Player of the Year. Several players have won OVC Player of the Year honors twice: Western Kentucky's Jim McDaniels (1969-70 and 1970-71), Murray State's Les Taylor (1971-72, 1972-73), Jeff Martin (1987-88, 1988-89), Popeye Jones (1989-90, 1990-91) and Marcus Brown (1994-95, 1995-96), Austin Peay's Otis Howard (1976-77, 1977-78), Middle Tennessee's Jerry Beck (1980-81, 1981-82), Akron's Joe Jakubick (1982-83, 1983-84), Tennessee State's Carlos Rogers (1992-93, 1993-94) and UT Martin's Lester Hudson (2007-08, 2008-09).

The OVC also has the honor of being the only conference to boast the nation's leaders in scoring, rebounding and assists all in one season. That feat was accomplished in 1991-92 by Morehead State's Brett Roberts (28.1 ppg), Murray State's Popeye Jones (14.4 rpg) and Tennessee Tech's Van Usher (8.8 apg).

In 2007-08, UT Martin guard Lester Hudson became the first men's Division I player to record a quadruple-double in a game, when he registered 25 points, 12 rebounds, 10 assists and 10 steals in a victory over Central Baptist College. Hudson, who ranked fourth in scoring nationally as a junior, returned for his senior season in 2008-09 and was second nationally in scoring (behind Davidson's Stephen Curry) at 27.5 points a contest. Hudson earned numerous honors (including OVC Player of the Year and OVC Male Athlete of the Year in each 2008 and 2009 and All-American status from several outlets) before being drafted by the Boston Celtics with the No. 58 pick of the 2009 NBA Draft. Hudson became the first draft pick for the league since 2004 and only the third pick of the last decade for the OVC.

In the late 1970s, women's athletics began somewhat of a rebirth on the national scene as

the NCAA began sponsoring and marketing women's sports. Recognizing the need to provide increased opportunities for female athletes, the OVC established women's championships in the sports of basketball, tennis and track in 1977, with cross country and volleyball added over the next four years. Those sports were initially governed by the Association of Intercollegiate Athletics for Women (IAIW), but the overall strength of women's programs in the league was demonstrated by the automatic bids the OVC instantly received when the NCAA became the governing body in 1982.

Women's basketball in the OVC has been dominated by Tennessee Tech, which has won or shared 16 regular-season titles and owns nine OVC Tournament crowns. In fact, the Golden Eagles have reached the championship game of the OVC Tournament 19 times in the past 29 years. Although Tennessee Tech remains the standard-bearer, four other teams have won 13 of the last 17 OVC Tournaments. Murray State became the latest program to add its name to the list, capturing its first OVC Tournament title in 2008. Austin Peay leads the quartet with seven crowns including four straight from 2000-03 and back-to-back titles in 2009 and 2010, while Tennessee State, Eastern Kentucky and Southeast Missouri each have won titles during that span.

Several coaches have made their mark in the relatively short history of OVC women's basketball. Former Tennessee Tech coach Marynell Meadors posted an amazing 363-139 (72.3%) record at Tech, becoming the first woman in NCAA or IAIW history to win 300 games at the same institution, while former Tennessee State skipper Teresa Phillips earned National Coach of the Year honors from USA Today in 1990 for turning around the Lady Tigers' program before going on to lead TSU to the NCAA Tournament in 1994 and 1995. Tennessee Tech coach Bill Worrell capped a stellar 20-year career in 2005-06 and was inducted into the OVC Hall of Fame in 2007; he compiled a 408-190 record while leading the Golden Eagles to an unprecedented 16 OVC regular-season titles and eight NCAA Tournament appearances, including five straight from 1989-93. Eastern Kentucky's Larry Joe Inman, who retired at the conclusion of the 2007-08 season and was inducted into the OVC Hall of Fame in 2009, won more than 100 games at both Middle Tennessee and ECU, and earned OVC Coach of the Year honors a record eight times - five times at ECU and three at MTSU. He finished his career with 480 career victories.

Many great players have graced the hardwood over the years, including former OVC Players of the Year Brooke Armistead and Ger-



THIS IS THE OVC

Moorehead, Roschelle Vaughn, Diane Seng, Janet Holt and Emily Christian from Tennessee Tech; Morehead State's Donna Murphy and Priscilla Blackford; Eastern Kentucky's Kim Mays; Southeast Missouri's Gray C.

Harris; and most recently Murray State's Ashley Hayes who was the OVC Player of the Year in 2007-08 and 2008-09.

Morehead State center Brittany Pittman set new school, league and NCAA standards for blocked shots in 2008-09. Pittman swatted 164 shots during the season, setting a new NCAA single-season record (which has since been broken). During the campaign, only her second with the Eagles, she also set career block records for both Morehead State and the OVC (287).

The league also had another historical moment in November 2008 when the NCAA awarded Nashville the 2014 NCAA Women's Division I Final Four. The OVC will serve as the host of the prestigious event, which is one of the biggest sporting events the city of Nashville can host. The event will be held at Bridgestone Arena in downtown Nashville.

Over its 62 years, OVC teams have garnered national championships and bowl games in football, along with national team or individual titles in the sports of rifle, cross country, track and golf.

The OVC has also produced several Olympic athletes, including Murray State's Morgan Hicks, who was a member of the 2004 United States Olympic Rifle Team and Morehead State's Brian Shimer who competed in five Winter Olympics in bobsled (winning a bronze medal in 2002) and coached the 2010 United States bobsled team to its first gold medal since 1948. In addition, some of the greatest players in professional sports were educated at OVC institutions. The list includes former greats such as football's Phil Simms (Morehead State), basketball's Clem Haskins (Western Kentucky) and Bubba Wells (Austin Peay) and two-sport star Steve Hamilton (Morehead State) to present-day standouts like basketball player Trenton Hassell (Austin Peay), football player Tony Romo (Eastern Illinois) and baseball players George Sherrill (Austin Peay) and Jon Rauch (Morehead State). Hamilton is the only athlete to ever play in the NCAA Basketball Championship, a Major League Baseball World Series (New York Yankees) and a NBA Championship Series (Los Angeles Lakers).

The OVC's first volleyball tournament was held in 1981, the same year Eastern Kentucky began a string of six straight tournament crowns. Former ECU skipper Dr. Geri Polvino compiled a 627-439 record in 32 seasons as head coach of the Colonels, earning OVC

Coach of the Year honors eight times. More recently, former Austin Peay coach Cheryl Holt and former Southeast Missouri skipper Cindy Gannon also earned their peers' recognition multiple times with four awards each.

Throughout the last 27 years, 10 different teams have won an OVC regular-season or tournament volleyball crown. Since joining the league in 1991, Southeast Missouri has dominated the scene, winning seven of its eight regular-season titles during the 1990's, including five straight from 1993-97. The Redhawks have also won five tournament crowns (1994, 1996, 1998, 1999 and 2000). Jacksonville State was won back-to-back OVC Tournament Championships (2005, 2006) including going through the OVC undefeated (16-0) in 2006 and winning a NCAA Tournament match in 2010, the league's first NCAA victory since 2000.

Following the 2007 season, Jacksonville State's Abbey Breit was named the OVC Offensive Player of the Year for the third straight season, becoming the first player in OVC history to accomplish that feat. Four other individuals - Eastern Kentucky's Angela Boykins (1985-86), Morehead State's Dayle Hammontree (1988-89), Southeast Missouri's Tuba Meto (1996-97) and Morehead State's Amy Almond (2001-02) - were back-to-back winners of the award.

In 2007, Eastern Kentucky's Jacob Korir won his fourth straight Conference cross country title becoming just the third OVC student-athlete and 13th athlete nationally to accomplish that feat. Korir was a three-time All-American in cross country, earning two top-10 finishes at the NCAA Cross Country Championship. The Nairobi, Kenya, native was also named a track and field All-American twice during his career and was selected as the OVC Male Athlete of the Year in 2006-07 and received the NCAA post graduate scholarship in 2008.

In 2007 the Conference had two teams in the NCAA Women's Soccer Tournament for the first time in league history, former OVC member Samford earned an at-large selection while Southeast Missouri was the Conference's automatic bid.

In 2009 it was OVC softball that accomplished several firsts as UT Martin (tournament champion) and Jacksonville State (at-large) were each selected for the NCAA Championship. Jacksonville State would take it a step farther by winning the Knoxville Regional (beating No. 13 national seed Tennessee along the way) to become the first OVC softball program to advance to a Super

Regional. Jax State would fall to No. 4 Alabama in that Super Regional but finished the season 43-16 (19-2 OVC) and ranked 21st nationally in the ESPN.com/USA Softball poll and 24th nationally in the USA Today/NFCA poll.

The league's baseball presence has continued to evolve since its inception. The OVC baseball tournament moved to a neutral site for the first time in 2001 with Paducah, Ky. and Brooks Stadium hosting the tournament in front of raucous crowds. The success of the tournament led to Jackson, Tenn. and Pringles Park - the home of the Seattle Mariner's Class AA affiliate - which hosted the event for the first time in 2010 and is under contract to host the 2011 and 2012 championship as well.

The OVC also has made a statement in the NCAA Baseball Championship in recent years, with its teams involved in several memorable contests in the last decade. Tennessee Tech surprised Wake Forest in the opening round of the 2001 tournament and Southeast Missouri stunned host Alabama in the opening round of the 2002 championship. Five years later, Austin Peay captured the collegiate baseball world's attention by taking Vanderbilt, the 2007 No. 1 overall seed, to extra innings. Eastern Illinois pushed host Nebraska to the limit in 2008 followed by Tennessee Tech's memorable contest against host Clemson in 2009.

A first in the OVC occurred in 2008, when the league had a first round draft pick in both the NFL (Tennessee State's Dominique Rodgers-Cromartie) and Major League Baseball (Eastern Kentucky's Christian Friedrich) Drafts in the same school year. A year later (2009) the league had a Major League Baseball First Round Compensation Round pick (Eastern Illinois' Tyler Kehrner who was No. 48 overall) and NBA Second Round pick (UT Martin's Lester Hudson) in the same season.

The playing field is not the only place where OVC athletes are working hard. The league also recognizes excellence in the classroom. Six Scholar-Athlete Awards are presented yearly to male and female athletes, while others are commended for their academic success by being Medal of Honor recipients or earning a spot on the Commissioner's Honor Roll. Additionally, the league annually presents one institutional Academic Achievement Award, as well as separate team awards in each Conference-sponsored sport. Since the College Sports Information Directors of America (CoSIDA) Academic All-America program began, the Ohio Valley Conference has had 192 student-athletes honored with the award, including 25 over the last two years (2008-09, 2009-10).

Through the early years of the league,



THIS IS THE OVC

administrators wrestled with fan behavior due to the close proximity of the Conference members and the intense rivalries which developed. Just as it did decades ago, the OVC took the leadership role on what has become a national issue. In 1995, the OVC implemented a first-of-its-kind "Sportsmanship Statement," a policy which promotes principles of fair play, ethical conduct and respect for one's opponent. The statement has become a model for others to follow across the nation, and has answered the challenge of the NCAA Presidents Commission to improve sportsmanship in collegiate athletics.

Additionally, the OVC annually presents the Steve Hamilton Sportsmanship Award, in honor of the former Morehead State student-athlete, coach and athletics director, to a junior or senior student-athlete with significant athletic contributions who best exemplifies the characteristics of sportsmanship and citizenship. Most recently, the Conference has also implemented the OVC Institutional and Team Sportsmanship Awards, which are presented to one institution and 18 sport-specific teams voted by their peers to have best exhibited the standards of sportsmanship and ethical conduct as outlined by the OVC and NCAA.

The vision of leadership demonstrated by the Founding Fathers in 1948 remains alive today as the Ohio Valley Conference prepares for the future. One example is in regard to the current trend in collegiate athletics administration for increased involvement of university presidents in setting policies and making rules. The presidents of OVC institutions, however, have always governed the Conference, long before presidential governance became a national theme.

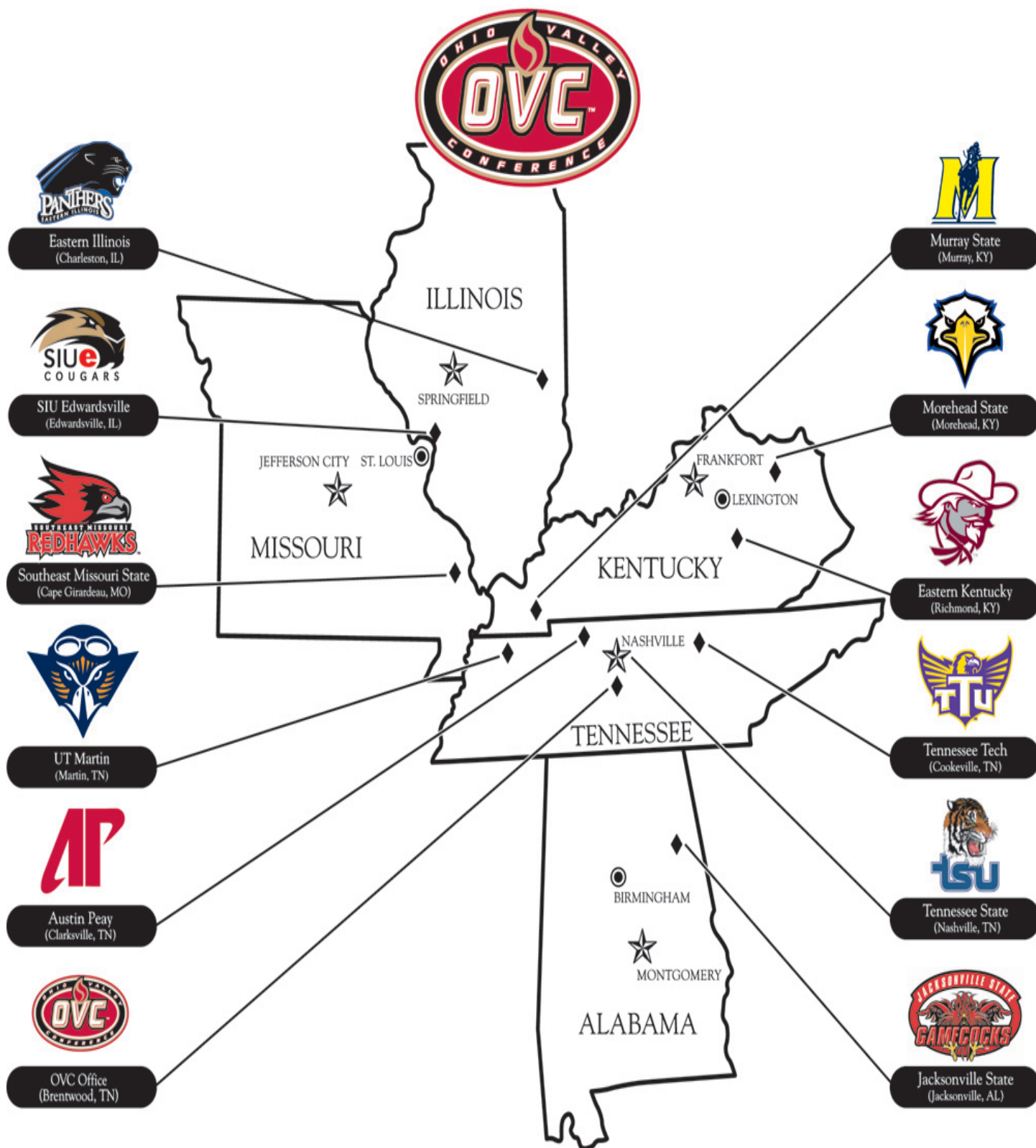
The Ohio Valley Conference sponsors the following sports: baseball, basketball, cross country, football, golf, tennis and track for men, and basketball, cross country, golf, soccer, softball, tennis, track and volleyball for women. In addition, the OVC also sponsors the combined men's and women's sport of rifle.

Now in its seventh decade of competition, the Ohio Valley Conference has grown significantly from its humble beginnings while increasing the number of athletics opportunities it provides for students. Current league representatives include charter members Eastern Kentucky University, Morehead State University and Murray State University, along with Austin Peay State University, Eastern Illinois University, Jacksonville State University, Southeast Missouri State University, Southern Illinois University Edwardsville, Tennessee State University, Tennessee Technological University and the University of Tennessee at Martin.





OVC Map





THIS IS SOUTHEAST
THIS IS SOUTHEAST



President Dr. Kenneth W. Dobbins



Dr. Kenneth W. Dobbins became the seventeenth president of Southeast Missouri State University on July 1, 1999, after serving in several positions in higher education administration both at Kent State University in Ohio and at Southeast.

During his tenure at Southeast, academic programs have been enhanced, including establishment of a School of Polytechnic Studies and the Earl and Margie Holland School of Visual and Performing Arts which opened in Fall 2007 on the new \$50 million River Campus. The Donald L. Harrison College of Business has been recognized for the last five years by a Princeton Review publication as one of the best business schools in the nation and GetEducated.com, a consumer watchdog group

that reviews and ranks online universities for cost, quality, and credibility has ranked Southeast Missouri State University #1 in the nation for affordability overall for its online MBA. The Department of Industrial and Engineering Technology recently received its initial ABET accreditation.

Enrollment has increased significantly since 1994 when some 7,900 students attended Southeast. In Fall 2005, enrollment topped 10,000 for the first time, and stood at more than 10,900 in 2009. Record enrollments in higher education have occurred in the University's 25-county service region during his tenure due to the establishment of new regional campuses in Sikeston and Kennett and a higher education center at Perryville serving place-bound students in and near those rural communities.

An innovation center and business incubator to promote entrepreneurship and enhance the region's economy opened on the campus in 2005; a University Technology Village is being planned on the 400-acre former University farm on Interstate-55 and the Department of Agriculture has relocated the farm to a new site; a comprehensive review of all academic and non-academic programs has been accomplished to maintain quality and minimize student fee increases in the face of significant state appropriation reductions; and capital construction projects totaling over \$200 million have been completed to expand and modernize the University's physical plant.

Dr. Dobbins has served a two-year term as president of the Missouri Council on Public Higher Education (COPHE), the organization for presidents and chancellors of Missouri's public colleges and universities. In 2007, he was selected to serve a three-year term on the American Association of State Colleges

and Universities (AASCU) Board of Directors. In 2008, he was elected Secretary-Treasurer of the organization, and currently serves as chair-elect of AASCU. For the past five years, he has served as one of five faculty members for the AASCU New Presidents' Academy. He previously served three years as president of the Ohio Valley Conference and is currently a member of the Conference finance subcommittee. In addition, he is a vice president of the executive board of the Greater St. Louis Council, Boy Scouts of America.

He earned his B.S. degree in accounting from the University of Akron (Ohio) in 1971 and served as a commissioned officer and civilian executive in the U.S. Air Force for almost 10 years. He received the M.B.A. degree in 1979 from Old Dominion University (Virginia), and the Ph.D. in

higher education administration in 1987 from Kent State. He is also a Certified Public Accountant in Ohio.

From 1981 until 1991, Dr. Dobbins held several positions at Kent State. He came to Southeast in 1991 as Vice President for Finance and Administration, and served as Executive Vice President from July 1993 until his appointment as President six years later.

Dr. Dobbins and his wife, Jeanine Larson Dobbins, Founder and Director Emeritus of the Missouri Statewide Early Literacy Intervention Program based at Southeast, have a son, Paul, and a daughter-in-law, Stacey, who are both Southeast graduates, and a new grandson, Lincoln Kenneth Dobbins.

Board of Regents



Donald "Brad" Bedell
President



Albert Spradling
Vice President



Daren Todd



Reginald Dickson



Doyle Privett



James P. Limbaugh



Brian Kelly
Student Member





Director of Athletics John Shafer



All it takes is five minutes to see how determined John Shafer is to build on the success of the Southeast Missouri State University Athletic Department.

Shafer has been at Southeast a little over a year and a lot of exciting things have happened since he first took over as Director of Athletics on February 1, 2009.

Academics, administration, community service and competition are Shafer's main points of emphasis, and Redhawk athletic programs excel in those areas.

Academically, the Department's grade point average continues to improve. Currently, 55 percent of Southeast's student-athletes have a 3.0 or better grade point average. A total of 21 carry a perfect 4.0 GPA out of 331 student-athletes/spirit groups. Additionally, the Redhawk gymnastics team won its third-consecutive National Academic Team Championship in 2009.

Administratively, Shafer made his first big hire when he announced Dickey Nutt as the Redhawks head men's basketball coach on March 12, 2009. Nutt revitalized the program in his first year at the helm.

Shafer also moved his administrative staff to a new location. The Director of Athletics, ticket, business, compliance, sports information, development and event management offices are now centrally located. These departments were housed in two areas prior to

the move.

More importantly, Shafer continues to address the need to control costs, find new ways to generate revenue and re-organize/modernize the Department of Athletics in order to be consistent with the best practices around the Ohio Valley Conference and across the country.

Compliance and facilities are also at the top of Shafer's list.

Shafer is providing more support in the compliance area which has enabled his staff to monitor and help coaches as it relates to following NCAA guidelines. In addition, he is constantly reviewing and monitoring facility upgrades. For instance, a new sound system was recently installed at Houck Stadium.

Shafer's tireless efforts have spread throughout the community, where his athletic teams are always visible.

The volleyball program raised over \$12,000 in this year's Dig For Life campaign which assists in the early detection and treatment of breast cancer. The Department of Athletics also helped raise money for the American Red Cross Haiti Relief and Development Fund. In addition, Shafer helped raise over \$10,000 for the Southeast Athletics Scholarship Fund at the 2010 Walk for Women's Athletics.

Shafer, 64, has worn many different hats throughout his career in college athletics.

He last served as a Director of Athletics at Eastern Kentucky University in 2003-04. In just one year, Shafer helped EKU establish a new academic record when 188 student-athletes were named Colonel Scholars. EKU also finished second for the Ohio Valley Conference Academic Award, as its men's programs nabbed the league's All-Sports Trophy and its women's teams garnered a share of that award. The Colonels, who won their first All-Sports Trophy since the mid-

1990s, won conference titles in women's cross country and softball during that year.

Prior to his tenure at EKU, Shafer held a number of different positions in the Southeastern Conference. He was the Director of Athletics at Mississippi from 1998-02, Senior Associate Athletic Director at the University of Georgia from 1982-98, Assistant Athletic Director for Business at Vanderbilt from 1981-82 and Assistant Business Manager, Football Administrative Assistant and Assistant Baseball Coach at Auburn.

While Shafer was at Ole Miss, the Rebels became the only Division I school in the nation to go to a football bowl game, men's basketball "Sweet Sixteen" and NCAA Baseball Regional in 2001. Shafer began a capital campaign that raised more than \$6 million for expansion and renovations to the school's athletic facilities.

At Georgia, Shafer worked under Director of Athletics and legendary football coach Vince Dooley. He coordinated and oversaw all men's and women's conference and NCAA events

which the Bulldogs hosted. Shafer also served as the liaison between the Atlanta Olympic Committee and the University of Georgia for the 1996 Summer Olympics. Responsibilities for that position included scheduling, supervising ticket operations, preparing a budget of more than \$23 million and managing its entire insurance program.

A native of Alexandria, Va., Shafer earned both his bachelor's degree in health, physical education and recreation, and master's degree in physical education from Auburn. After earning All-SEC honors as a shortstop, Shafer went on to play professional baseball in the Kansas City Royals organization from 1969-70.

Shafer and his wife, Dianne, celebrated their 40th Wedding Anniversary last December. They have a son, Michael, daughter-in-law, Erin, and two granddaughters, Sophie (6) and Sumner (4). Michael, a 1994 graduate and former basketball player at William and Mary, is currently the head women's basketball coach at the University of Richmond.





At Southeast Missouri State University, we are committed to providing you with the programs and services you need to become a truly successful student.

Our academics combine the best of old traditions with technology of the future. Career training and broad-based liberal arts education emphasize writing and critical thinking, which are required in all occupations. In addition, hands-on learning opportunities and internships in every major prepare you for your first job.


With more than 1,600 undergraduate courses, we teach everything from the classics to robotics. This extensive curriculum offers unique opportunities—pre-medical students take fine arts courses; musicians confront computers; nutrition majors crunch numbers in statistics courses and scientists play the trombone.

Across the curriculum, technology enhances learning—in language labs, in the management of stock portfolios, in practicing the latest nursing techniques, in chemistry, in graphic design, in education, in sophisticated science labs and at the new River Campus.

You may chose from more than 200 areas of study and many programs that have additional, prestigious accreditations from national and international organizations. This is important because it means you can study a variety of subjects, choose from numerous majors, and meet people who are pursuing a range of interesting careers. Unlike a liberal arts institution or an engineering school whose mission is very specific, you can stay at Southeast and change your mind about your major or enhance your career potential by adding a double or even a triple major.

With an enrollment of nearly 11,000, our academic programs blend the advantages of a large institution with an emphasis on small class sizes that makes learning interactive and fun. Classroom activity has reached a new level of productivity, as students are brighter and more prepared than ever. Enrollment is at an all-time high. ACT scores are up. In addition, the number of students who qualify for (and receive) a Southeast merit scholarship has grown by 44 percent (340 to 490) in the last five years.

The impact on the Honors Program has been dramatic with more students than ever choosing to participate in and to complete the honors curriculum. All of this means that Southeast has become Missouri's most academically competitive public regional university!



Connecting Students with Employers

That's what the
Office of Career Linkages
does!



Explore Missouri's Most Academically Competitive Public Regional University.

We have...

- ▶ Controlled class sizes (25-30 even in the freshman year)
- ▶ Faculty with PhDs who teach your classes
- ▶ More than 200 areas of study
- ▶ Wired (and wireless) classrooms and best-of-class technology
- ▶ Internships and real-world learning offered in 100 percent of programs
- ▶ Study-abroad opportunities that take you almost anywhere

We are...

- ▶ Division I athletics
- ▶ Listed among the Midwest's top universities
- ▶ One of the safest college campuses in the nation
- ▶ Conveniently located 120 miles south of St. Louis
- ▶ A medium-sized university with nearly 11,000 students
- ▶ Comprised of nine colleges and schools

We provide...

- ▶ Choices in the University Studies (general education) classes you take
- ▶ The newest residence halls in Missouri and choices in living
- ▶ 150 organizations that keep you busy after class
- ▶ Each student with two advisors—academic and career
- ▶ Fraternities and sororities that are productive, service-minded and fun
- ▶ Student aquatic center in one of our two recreation centers

Small classes are a priority at Southeast. Less than 1 percent of courses seat more than 50 students, with the majority of first-year courses capped at 25 to 30 students.

U.S. News & WORLD REPORT

U.S. News & World Report (2009 edition) named Southeast as one of the "Best Master's-Granting Colleges" among only 21 other public Midwest universities.

Students say the most important reason they attend college is to get a better job. To prepare you for your career, all Southeast students have two advisors: academic and career.

Building on that combination, we take career preparation to a new level. With proficiency checks in place, we ensure you graduate with the knowledge and skills to land your dream job.

Here's how it works. You first

complete a FOCUS assessment to match your interests with your skills and talents. Afterward, you sit down with one of a half-dozen career counselors to discuss your goals and options.

You learn to prepare a resume and cover letter, as well as how to find employers and conduct effective interviews. Later in your program, our team of professionals, including a full-time campus internship coordinator and

a career specialist located in St. Louis, helps you identify internships and career opportunities.

Before you know it, you will graduate and earn that first paycheck!

The Bottom Line. Our proactive approach works and has attracted the attention of others in our state and around the country. Our students graduate with confidence and with the tools to start their careers.





Donald L. Harrison College of Business



Our increasingly popular business programs have made us one of the major colleges of business in the Midwest. The Donald L. Harrison College of Business is accredited by AACSB International—the gold standard of business school accreditation—an honor held by only 10 percent of institutions offering business degrees worldwide.

Unlike many universities, our controlled class size lets you learn from faculty who provide personal attention to make your college career productive. Few universities our size—10,800 students overall—offer you a business program with only 21 students per professor in business classes. You get a virtually private education at a public university price.

The combination of expert faculty, the latest technology and our spacious business building combine

to give you the best college experience. Teaching and learning extend beyond desktop computers to anytime, anyplace, anywhere via iPods, laptops and other wireless devices. Class materials are accessed through podcasting/vodcasting in MP3, MP4, RSS or Atom formats, with new technologies developing rapidly. Dempster Hall is a wireless Internet environment.

One hundred percent of our students have the opportunity to participate in internship programs with companies nationwide and are an important part of our curriculum. Active learning occurs throughout your time here. Students work on team projects with local and regional companies, manage a real-life financial portfolio, and visit the New York Stock Exchange or the Chicago Board of Trade, as well as participate in the International Business Study Tour.

College of Education



For more than a century, Southeast has been preparing and sustaining some of the nation's brightest and best teachers. Moreover, we have a record of accomplishment to prove it. Consider these accolades received over the years:

Our education program is fully accredited by the National Council of Teacher Education (NCATE), which sets the highest standards for teacher education programs nationwide.

The American Association of State Colleges and Universities (AASCU) featured Southeast as one of 20 national model programs.

Our program was accepted into the prestigious Renaissance Group of Institutions.

The American Association of Colleges for Teacher Education (AACTE) presented the college with the "Best Practice Award for Global and International Teacher Education."

selected to be part of the White House Conference on Education, an honor no other Missouri institution has received.

Because you begin assisting and observing in area classrooms starting in your first year, you accumulate more teaching practice and knowledge than graduates from other universities. This approach gives you a distinct advantage in the job market. It also gives you confidence as you step into the classroom for your first job.

You experience a variety of teaching settings culminating with a full semester of student teaching during your senior year—not the traditional 8 or 9 weeks, but 16 full weeks of actual on-the-job training. This experience can be in one of more than 50 countries in Asia, Latin America, Africa, Europe, the South Pacific and the Middle East, or in a Native American school in the United States. Of course, you can request to student teach in your hometown or somewhere nearby.

College of

Health and Human Services



A strength of the College of Health and Human Services is the fact that, although there are diverse academic offerings, all programs potentially lead to a career that significantly and positively impact the lives of individuals and families. The college is comprised of the following academic program areas:

Aerospace Studies is one of three such programs in Missouri. The Southeast Air Force ROTC has received the Air Force Outstanding Unit Award as one of the best ROTC units in the nation.

Communication Disorders provides students with a broad-based theoretical foundation in communication disorders. The graduate program in speech-language pathology is accredited by the Council of Academic Accreditation of the American Speech-Language-Hearing Association.

Criminal Justice and Sociology has an internship program for criminal justice majors which provides students with an opportunity to observe professionals in their fields and with practical job experience. The Sociology Program offers both the bachelor of arts and bachelor of science degrees, as well as minors in sociology and criminology.

Health, Human Performance and Recreation offers a variety of programs that prepare professionals to make an impact on health throughout the lifespan.

Human Environmental Studies offers diverse programs to improve the quality of life of children, individuals and families.

Nursing offers students internships and clinical opportunities that give hands-on experience beginning their junior year. Our program is nationally accredited by the Commission on Collegiate Nursing Education. Social Work prepares students for beginning generalist social work practice. The final semester is spent in field practicum actually working with clients. The Social Work program at Southeast Missouri State University is fully accredited by the Council of Social Work Education.

College of

Liberal Arts



An education in the liberal arts gives you broad-based training for careers in business, the arts, media, education and the legal profession.

Southeast joined 112 other institutions worldwide in securing prestigious mass communication program accreditation by the Accrediting Council on Education in Journalism and Mass Communications (ACEJMC). Only one other institution in Missouri, the University of Missouri-Columbia, has this elite accreditation.

In addition, our public relations program is one of only 20 institutions—none in Missouri—that holds certification by the Public Relations Society of America (PRSA). Only nine other institutions in the world have recognition from both ACEJMC and PRSA for their mass communication program.

Our certified historic preservation program is one of a few U.S. programs that offer a four-year degree. Foreign Languages is recognized by the Association of Departments of Foreign Languages as one of the nation's 30 model programs for foreign language education.

Our pre-law program provides a comprehensive foundation to study law. During the last five years, Southeast's pre-law students have exceeded the national LSAT average score, and their placement rate in law school approaches 100 percent.

If you are a budding author or simply love English, you will be surrounded by a world of writing and publishing when you become part of a campus community of writer-publishers. Anthropology majors explore what it means to be a human in cultures past and present. Philosophy majors contemplate theories of past and present as they build a foundation for non-technical careers or for law school. Surveys indicate oral and communication skills are a high priority for employers in today's workplace. Gain these skills in communication studies and corporate communications through courses in debate, public speaking and interpersonal communication, as well as leadership and team building.



College of

Science and Mathematics

Many of the jobs of tomorrow are yet to be discovered! Faculty and students are at the forefront of new technology, research and solutions to many of the world's health and wealth issues. Astronauts, biologists, chemists, computer scientists, engineers and health care professionals have a bright career outlook.

Personalized study and research are a feature of the biology curriculum. Pre-med is one of our most popular programs. Our curriculum is designed to prepare you for the MCAT (Medical College Admission Test). The results are definitive—our students are accepted to medical school at a rate that is well above the national average.

If you major in chemistry, you benefit from a degree program certified by the American Chemical Society. Southeast students consistently score at or above the 70th percentile on the Major Field Achievement Test in Chemistry.

Computer science and database management are

among the most rapidly growing fields of the future, and our graduates enjoyed a 100 percent placement rate over the past five years.

The Department of Mathematics at Southeast, in addition to preparing students for careers in pure and applied mathematics, also offers strong preparation for math-related careers in business, government and teaching.

Our environmental science program is interdisciplinary with areas of emphasis in biology, business, chemistry, environmental health, geoprocessing and soils, and policy and communication.

Our engineering physics program is nationally accredited by the Accrediting Board of Engineering and Technology (ABET), which greatly improves your employment opportunities. ABET is the sole accrediting body of engineering programs

School of

Polytechnic Studies



Southeast's School of Polytechnic Studies offers industrial and agricultural study. The Otto and Della Seabaugh Polytechnic Building features more than 80,000 square feet of classroom and laboratory space, an auditorium with teleconferencing and interactive television capabilities, fully networked computer labs, and an industrial space that serves training and research needs. You will learn with the latest high-tech equipment in 14 laboratories and in classrooms with multimedia instructional technology. A Technology Resource Center promotes interaction with area industries.

Agriculture students have labs such as the beautiful 252-acre David M. Barton Agriculture Research Center, utilizing the latest in row crop research and beef production technology. The 11,000-square-foot climate-controlled Charles L. Hutson Horticulture Greenhouse, a 110-acre rice research station, a new irrigated turf plots facility, a sustainable garden and a modern soil fertility laboratory also help students with hands-on learning.

Earl and Margie Holland School of

Visual and Performing Arts



Southeast's River Campus is Missouri's only separate campus dedicated exclusively to art, dance, music and theatre. Overlooking the Mississippi River, a Cultural Arts Center and transformed Seminary Building are now home to the Earl and Margie Holland School of Visual and Performing Arts.

Five interconnected art studios, two computerized looms and projected digital photography, as well as two presses in the printmaking studio give artists all that's needed for their creativity.

Performing in the Donald C. Bedell Performance Hall matches the standards of great theatres in New York and Chicago. Adjacent scene and costume shops, as well as dressing rooms, allow theatre and dance students to experience the broad world of theatre.

Music students enjoy 11 soundproof music studios and the Robert F. and Gertrude L. Shuck Music Recital Hall, a striking room with world-class acoustics.



Living on Campus

Living on campus is an integral part of the college experience. Students who live in one of Southeast's 13 residence halls eat their meals in one of nine dining areas, study in the lounges or computer labs, and sleep—when there's time!

Southeast's residence halls come in many different styles including community-style, suite-style, group living and apartments. Generally, students share a double room with a roommate. This arrangement gives new students opportunities to meet other students and to get to know the campus. Each floor or wing is staffed with a community advisor who is available to connect you to University resources.

You have many choices about where you will live including suite-style living with a private bath, walk-in closet and laundry facilities on each floor. Your residence hall has the necessary furniture, but the makeover begins when you make it your own with plants, posters, pictures, etc. Each room has access to long-distance telephone service, voicemail and 24-hour Internet access.

Dining on campus isn't just grabbing fast food and running—it can be a culinary experience! Students living in the residence halls can choose from dining areas open from early morning to midnight. There's always someplace to pick up a bagel, salad or pizza, or it can be an opportunity to enjoy a meal with friends and have a lively discussion about today's psychology lecture.



The University Center, Southeast's campus union, provides space for meetings, food service, a bookstore, computer labs and much, much more.



Cheney Hall



Dearmont Hall



Henderson Hall



Myers Hall



Towers Complex



Vandiver Hall



Enjoy a sub, a cup of cappuccino or a full course meal at one of nine dining and retail areas on campus.

Many consider Southeast's residence halls to be the best in Missouri.

New Hall





2011 SCHEDULE

| | | |
|--------------------|----------------------------|---------------------------------|
| Feb. 18-20 | Louisiana-Lafayette | 6 p.m. / 2 p.m. / 1 p.m. |
| FEB. 22 | HARRIS-STOWE | 4 P.M. |
| FEB. 25-27 | BALL STATE | 3 P.M. / 1 P.M. / 1 P.M. |
| MARCH 1-2 | CENTRAL ARKANSAS | 2 P.M. / 2 P.M. |
| March 4-6 | Troy | 6 p.m. / 6 p.m. / 1 p.m. |
| March 8-9 | Arkansas-Little Rock | 3 p.m. / 3 p.m. |
| MARCH 11-13 | NORTH DAKOTA | 1 P.M. / NOON / NOON |
| March 15-16 | Missouri State | 6:30 p.m. / 3 p.m. |
| MARCH 18-20 | WRIGHT STATE | 1 P.M. / 1 P.M. / NOON |
| MARCH 22 | SAINT LOUIS | 5 P.M. |
| MARCH 26 | MOREHEAD STATE* | 1 P.M. / 4 P.M. |
| MARCH 27 | MOREHEAD STATE* | 1 P.M. |
| MARCH 29 | MID-CONTINENT | 5 P.M. |
| April 2 | Eastern Kentucky* | Noon / 3 p.m. |
| April 3 | Eastern Kentucky* | Noon |
| April 5 | Arkansas State | 6:30 p.m. |
| April 9 | Tennessee Tech* | 1 p.m. / 4 p.m. |
| April 10 | Tennessee Tech* | 1 p.m. |
| April 12 | Southern Illinois | 3 p.m. |
| April 13 | Saint Louis | 3 p.m. |
| APRIL 16 | UT MARTIN* | 1 P.M. / 4 P.M. |
| APRIL 17 | UT MARTIN* | 1 P.M. |
| APRIL 19 | ARKANSAS STATE | 5 P.M. |
| APRIL 22 | JACKSONVILLE STATE* | 1 P.M. / 4 P.M. |
| APRIL 23 | JACKSONVILLE STATE* | 1 P.M. |
| APRIL 26 | SOUTHERN ILLINOIS | 5 P.M. |
| April 30 | Murray State* | 1 p.m. / 4 p.m. |
| May 1 | Murray State* | 1 p.m. |
| May 3-4 | Arkansas | 6:35 p.m. / 2:35 p.m. |
| May 14 | Austin Peay* | 1 p.m. / 4 p.m. |
| May 15 | Austin Peay* | 1 p.m. |
| MAY 20 | EASTERN ILLINOIS* | 1 P.M. / 4 P.M. |
| MAY 21 | EASTERN ILLINOIS* | 1 P.M. |
| May 24-29 | OVC Tournament* | TBA |

Home games in **BOLD**
Home games at Capaha Park
* Conference Game

(866) SEMO TIK (736-6845)
GoSoutheast.com

