

SOUTHEAST MISSOURI STATE UNIVERSITY REDHAWKS



WOMEN'S BASKETBALL



2011-2012 WOMEN'S BASKETBALL GUIDE



LOCATION

Cape Girardeau, MO
On the Mississippi River

ENROLLMENT

10,859

STUDENT TO FACULTY RATIO

18 to 1

SMALL CLASSES

Average 25-30 Students


ELITE BUSINESS ACCREDITATION

Accredited by AACSB
International for all business programs including the MBA.

ACADEMIC PROGRAMS
Include business, education, science, technology, visual and performing arts and many health professions.

NUMBER OF ATHLETIC TEAMS

15 NCAA Division I Teams





REDHAWKS BASKETBALL

Table of Contents



Intro to Redhawk Women's Basketball

Media Information.....	2-3
Show Me Center.....	4-5
Strength & Conditioning.....	6-7
Success Center.....	8-9
Sports Medicine.....	10-11
Mission Statement.....	12

Season Preview Section

Season Outlook.....	14-15
Alphabetical/Numerical Roster.....	16
Radio/TV Roster.....	17
Schedule.....	18

Meet the Team Section

Head Coach Ty Margenthaler.....	20-21
Assistant Coach Ben Coomes.....	22
Assistant Coach Heather Ezell.....	23
Assistant Coach Dionnah Jackson.....	24

Player Profiles Section

Profiles.....	26-45
---------------	-------

Year in Review Section

Final Statistics.....	47-52
Box Scores.....	53-61

Opponents Section

2011-12 Opponents.....	63-68
All-Time Series Records.....	69
OVC Series Results.....	70-71

Records Section

Honors & Awards.....	73-74
Team/Individual Records.....	75-76
Season Career Records.....	77-78
1,000 Point Club.....	79

All-Time Letterwinners.....	80
Year-by-Year Results.....	81-85

This is Southeast Section

Southeast Missouri State.....	87-92
President Dr. Ken Dobbins.....	93
Interim AD Cindy Gannon.....	94
Athletics Staff.....	95

Credits

The 2011-12 Southeast Missouri Women's Basketball Guide was written, edited and designed by Assistant Sports Information Director Chad Twaro. Cover design and additional graphics assistance provided by Tonya Wells and Krista Mayfield. Photography by Marc Mahnke, Dennis Hubbard, Sam Jordan, Fred Lynch, Joel Ray, Marcus Painton, Keith Hente, Mike Grace and Patrick Clark. Other editorial assistance by Jeff Honza and Nick Seeman.



REDHAWKS BASKETBALL

Media Information





Southeast Missouri Sports Information

Phone: (573) 651-2294 **Fax:** (573) 651-2810

Press Row: (573) 651-5014

Website: GoSoutheast.com



Jeff Honza
Director



Chad Twaro
Assistant Director



Nick Seeman
Assistant

2011-12 Sport Assignments

Jeff Honza, Director
Football, Men's Basketball, Women's Tennis
Office: (573) 651-2933
Cell: (618) 528-1145
E-Mail: jhonza@semo.edu

Chad Twaro, Assistant Director
Women's Soccer, Women's Basketball,
Gymnastics, Outdoor Track & Field
Office: (573) 651-2937
Cell: (573) 979-4307
E-Mail: ctwaro@semo.edu

Nick Seeman, Assistant
Volleyball, Indoor Track & Field, Baseball
Office: (573) 651-2294
Cell: (612) 741-0550
E-Mail: nseeman@semo.edu

Sean Stevenson..... Cross Country
Katie Wojtowicz Softball

Credentials

Credentials are required for entrance to the Show Me Center. To request season or single-game credentials, please contact Southeast Missouri Sports Information by phone at (573) 651-2937 or e-mail at ctwaro@semo.edu. Credentials can be picked up at the ticket booth (will call) located at the front entrance of the Show Me Center.

Press Row

Media will have assigned seats courtside on the north side of the Show Me Center. Press row is reserved for working media. Professional decorum is expected at all times. Cheering or outward expression is strictly prohibited.

Photographers

Photographers can shoot on the baselines. Flash photography is prohibited.

Postgame Interviews

Anyone wishing to interview a Southeast student-athlete must notify Chad Twaro prior to the end of each game. Student-athletes will be escorted to the media interview room. Media representatives are not allowed in the dressing room area. Head Coach Ty Margenthaler will be in the media interview room after each game and the opposing head coach will be invited there if requested. Margenthaler has a radio commitment immediately after every game, but will be in the interview room following his postgame show on the Redhawks Radio Network.

Basketball E-Mail List

If you would like to be added to the Redhawk basketball e-mail list to receive breaking news about the team, please e-mail Chad Twaro. The official website, *GoSoutheast.com*, is the best source for up-to-date information about the team.

Weekly Interviews

All Southeast Missouri basketball practices are open to the media. Interviews will be conducted before all practices. Please contact the Southeast Sports Information Office for verification on practice times and locations.

Wireless Internet

The Show Me Center is equipped with wireless internet. Ask a member of the Southeast sports information staff for log-in information.

Redhawks Radio Network

Erik Sean returns for his 12th year as the "Voice of the Redhawks." Sean is the Director of Sports Operations for Mississippi River Radio's eight radio stations in Cape Girardeau. He is a 10-time winner of the Missouri Broadcasters Association's Play-by-Play Award and three-time winner of the MBA's Sports Award. KZIM/KGIR sports anchor and reporter Todd Bonacki and Jess Bolen will assist Sean on the Redhawks Radio Network this year.

Radio Network Affiliates

ESPN Radio KGIR 1220 AM (flagship) ...Cape Girardeau, Mo.
KSIM 1440 AM.....Sikeston, Mo.
KWOC 903 AM.....Poplar Bluff, Mo.
KMAL 1470 AM.....Malden, Mo.

Visiting Radio

Visiting radio stations are required to make written requests at least one week in advance. The Redhawks Radio Network provides a courtesy telephone line for the official station of all opponents. Other stations will be charged a rights fee and must order telephone lines from the University Telephone Services by calling (573) 651-2575.

Statistical Services

A play-by-play report of each half, halftime stats and final game statistics will be provided courtesy of the Southeast Missouri sports information staff.

Food and Beverages

Food and refreshments will be available in the media workroom located on the ground level of the Show Me Center for all home games. The media workroom is open to credentialed members of the press only.

OVC Teleconferences

Teleconferences are now monthly for Ohio Valley Conference men's and women's coaches this year. Men's teleconferences will be held on Tuesdays. Call dates are Jan. 11 and Feb. 8. There will then be a joint teleconference with both men's and women's coaches on Feb. 27,

the Monday before the OVC Tournament begins. That call will involve all 16 coaches who make the field. The schedule will be set and released at the conclusion of the regular season (two days prior to the call), depending on tournament seeding. Monthly teleconferences begin at 10 a.m., CT, with Southeast head coach Ty Margenthaler scheduled at 10:30 a.m. Please contact Heather Brown at (615) 371-1698 for more information on how to participate.

KFVS WebCasts

Live WebCasts of all Southeast Missouri home men's basketball games can be accessed online at KFVS12.com. All webcasts are free of charge.





REDHAWKS BASKETBALL

Show Me Center





The 7,000-seat Show Me Center (SMC) is the home of the Southeast Missouri State University men's and women's basketball teams. Additionally, the Show Me Center is the entertainment, and meeting hub for the 250,000 residents of the tri-state region.

Since opening its doors in the summer of 1987, the Show Me Center has served Southeast Missouri State University, the City of Cape Girardeau, and the citizens of Southeast Missouri, Southern Illinois, and Western Kentucky by providing quality concerts, sporting events, top-notch family entertainment, and a first-rate banquet, convention, and meeting facility.

The facility is a joint-venture of Southeast Missouri State and the City of Cape Girardeau. The combined SMC and Student Recreation Center, which received a complete renovation and expansion in 1999, were originally built at a cost of \$18

million.

The facility houses the Redhawks men's and women's locker rooms, which have been completely remodeled. New basketball offices on the north side of the SMC were completed during the fall of 2003. Most recently, a new portable floor and goals were purchased before the 2011-12 season.

The Student Recreation Center is adjoined to the Show Me Center, and it houses the Redhawks' practice facilities. The center has five full basketball courts (including two hardwood courts), a large weight room, six racquetball courts, an indoor track, two cardiovascular equipment areas, a climbing wall, two multipurpose rooms, and full locker rooms. The new Student Aquatic Center, which opened in December 2007, features a four-lane lap pool, a recreational pool with a rock wall and a zip line, a hot tub, and locker rooms.



Largest Show Me Center Crowds (Women's Basketball)

<u>Attendance</u>	<u>Date</u>	<u>Opponent</u>	<u>Result</u>
7,064	3/23/91	North Dakota State	L, 74-81
6,640	3/22/91	Norfolk State	W, 85-52
6,607	1/22/05	Austin Peay	W, 84-52
4,023	3/16/91	Cal-Poly Pomona	W, 82-52
3,844	2/3/01	Tennessee State	W, 95-84
3,669	1/14/99	Murray State	W, 78-59
3,385	2/23/99	Murray State	W, 66-60
3,855	2/20/00	Eastern Illinois	W, 101-86
3,850	2/17/01	Eastern Illinois	L 47-70
3,344	1/13/01	Tennessee-Martin	W, 79-66
2,982	2/18/89	Central Missouri	L, 65-72



REDHAWKS BASKETBALL

Strength and Conditioning



Southeast Missouri State University Strength and Conditioning is committed to developing the total student-athlete through their experiences within a competitive training environment.

This will be accomplished by focusing on reducing the risk of injury and maximizing athletic potential through individual evaluation and program design.

Training Principles:

1. Reduce the risk of injuries

- If a student-athlete is injured, he/she will not be able to compete at practice or games.

2. Maximize athletic ability

- We challenge each athlete, both physically and mentally, in order to achieve optimal results.

Exercises are based on the following Principles:

1. Ground Based Movements

- Athletes compete with their feet on the ground, and therefore, should train that way. The ability to produce force against the ground determines how fast athletes can run and how high they can jump.

2. Three-Dimensional Movements

- Athletes must be able to stabilize themselves in all planes of movement. A fancy way of saying we use free weights (barbells/dumbbells vs. machines).

3. Multi-Joint Movements

- Very rarely in sport do athletes isolate one single joint, thus there is not much need to train one joint at a time. Athletes can train more muscle mass at the same time.





REDHAWKS BASKETBALL

Success Center





The Redhawk Success Center offers Southeast Missouri State student-athletes a place to study and develop as students and campus leaders.

The Redhawk Success Center is located in the Student Recreation Center, just south of Houck Stadium. The facility offers a computer lab with 18 computer work terminals, study areas and rooms for group meetings.

The area is under the guidance of Interim Associate Director of Athletics Brady Barke, with assistance from Director of Academic Services Sharon Burgard, Assistant Natalie Williams and Graduate Assistants Kelly Benacka and Israel Kirk.

The beautiful facility has enhanced the outstanding work in the classroom already enjoyed by Southeast student-athletes. During the 2010 fall semester, the Southeast athletic programs combined for a 3.09 grade point

average, its highest for a fall term. Eleven of the Redhawks 15 programs recorded a team GPA of 3.0 or better. In all, 186 student-athletes recorded at least a 3.0 GPA. Of that group, 23 finished the fall term with a perfect 4.0.

Tutors are available for all student-athletes as needed. In addition, both attendance and academic progress are monitored through regular checks with faculty.

A special course is required for all first time student-athletes at Southeast. The course, which offers three credit hours, is part of a comprehensive program developed to address study skills and life skills topics, and thus, enhance retention and academic success for student-athletes.

Entering student-athletes are evaluated for academic preparedness and assigned to appropriate categories. Student-athletes can also receive individualized academic programs which include meeting with a mentor at least



bi-weekly to discuss academic progress.

The Success Center staff also works to get athletes involved in campus and community projects. This is done to provide a support structure and greater opportunity for academic success. Through the NCAA's CHAMPS/Life Skills Program, the Success Center gives student-athletes personal and professional skills in order to facilitate successful and productive futures.





REDHAWKS BASKETBALL

Sports Medicine





Prevention. Treatment. Rehabilitation. Education. Those are the four primary phases of athletic training, and the Southeast Missouri State University Athletic Training staff strives to fulfill all of those areas when working with the student-athletes on a daily basis.

Southeast student-athletes are offered the best care possible by the Athletic Training staff. Head Athletic Trainer, Alfred Castillo, directs the Sports Medicine department which includes four full-time athletic trainers, six graduate assistants and several student assistants. The staff serves student-athletes around-the-clock at numerous facilities on campus.

The athletic trainers begin treatments and rehabilitation starting as early as 6 a.m., and are available until the last student-athlete is through. There are currently four athletic training facilities on campus. The staff treats out

of Rosengarten Athletic Complex, where the primary athletic training room is located. There are two other satellite athletic training rooms, including one at Houck Field House and one at the Show Me Center.

The Southeast Athletic Training rooms are equipped with stationary bikes, hand weights, therapeutic modalities, and the latest physical therapy equipment. Each component is strategically designed to not only give the student-athlete the best care, but also to aid in returning to competition as quickly as possible.

Southeast Athletic Training has strong working relationships with local physicians and the two hospitals located within Cape Girardeau. It is from these hospitals that the Athletic Training department is assisted by four orthopedic physicians.

The Southeast Athletic Training program prides and commits itself to providing the



best comprehensive, personalized and efficient healthcare to its student-athletes. Delivery of healthcare focuses on the prevention and management of athletic-related injuries or illnesses, while adhering to the National Athletic Trainers' Board of Certification Standards of Professional Practice. Our high quality of athletic healthcare is provided in combination with the education of athletic training students.



The Southeast Athletic Training staff is under the direction of Alfred Castillo. Castillo and his staff serve student-athletes at a variety of facilities on campus.





REDHAWKS BASKETBALL

Mission Statement



The Southeast Missouri State University Department of Athletics recognizes the University's responsibility for the advancement and transmission of knowledge and the preparation of leaders in all segments of society.

The Department of Athletics supports the educational objectives, academic progress and general welfare of student-athletes.

It offers assistance and encouragement for student-athletes to maintain appropriate academic progress and to achieve their individual educational goals.

It provides an atmosphere which supports equitable opportunity for all students and staff, including women and minorities. The Department of Athletics offers student-athletes opportunities to excel in their particular sport, while embracing the NCAA's principles of sportsmanship and ethical conduct.





SOUTHEAST MISSOURI STATE UNIVERSITY REDHAWKS
SEASON PREVIEW





SOUTHEAST MISSOURI STATE UNIVERSITY REDHAWKS BASKETBALL

SEASON OUTLOOK

A new beginning is in store for the Southeast Missouri State women's basketball team.

While many familiar faces remain on the roster from last season's 8-21 squad, the 2011-12 Redhawks welcome in first-year head coach Ty Margenthaler and a new staff looking to hit the ground running this season.

"Coming on board I just wanted to install our system and what our beliefs are to the players," Margenthaler said. "We felt as a staff that the culture had to change in a positive way and that has happened. We're excited about where this team is mentally and how we're putting it together in practice."

"Our goal is to be a tough, physical team that is built on a solid defensive foundation and competes for 40 minutes. We need to hang our hat on our defense and minimize lapses on the defensive end. The focus is on being a tough, fundamentally sound defensive team."

The Redhawks return all five of their starters along with eight letterwinners from a year ago. Providing an experienced nucleus as the program transitions to the new coaching staff for what promises to be a building block 2011-12 season.

Guards

An experienced backcourt will lead the way this season as junior Katie Norman (26 starts), senior Bianca Beck (20 starts) and senior Karley Evans (14 starts) are back in the mix after combining for 60 starts a year ago.

All three were voted team captains, making their leadership on and off the court at least as important as

their statistical contributions for Margenthaler's squad.

"Our guard play is going to be important with the offensive system we have in place," Margenthaler said. "With the motion offense we'll run, they have to communicate well on setting screens and setting up the hot shooters. They are going to be a big part of our success."

Beck will serve as the Redhawks' floor general at the point after playing in every game last season. She will be counted on to organize Southeast's offense and defense after dishing out 44 assists and picking up 39 steals a year ago.

"Bianca is one of our captains and has great experience from her three years here," Margenthaler said. "We're going to lean on her to be a floor general. I think she can have a great senior year. For us to be successful she's going to have to lead us."

One of Beck's go-to players will once again be Norman, who tied for the team lead in scoring (8.9 points per game) and finished second on the team with 46 assists. She also hit a team-best 31 three-pointers and is a threat to attack the basket as well. Norman is also a disruptor defensively demonstrated by her 31 steals, which were second on the team.

"I am very excited with what I've seen from Katie," Margenthaler said. "She is a long, athletic guard and a good defender. She can shoot from outside and also put the ball on the floor and make something happen."

Rounding out the returning starting trio is Evans, whose 6.2 points per game ranked fourth on the team. She will be counted on to fill a number of rolls in



Ty Margenthaler comes to Southeast after helping Wisconsin make five consecutive postseason appearances.

Margenthaler's guard rotation.

"Karley is a senior with good experience," Margenthaler said. "I think she'll give us great energy, knock down the open shot and be that kind of glue player who is a vocal leader."

Also in the mix is junior guard Shelah Fields, who played in 26 games with five starts a year ago. She scored in double figures four times despite only averaging 14.1 minutes per game.

"One kid who can be big for us as well is Shelah," Margenthaler said. "She's a strong guard who can really defend and shoot the basketball. Her biggest thing is to work on being better conditioned, but I think she can have a really solid year for us."

The backcourt also welcomes in a pair of newcomers in freshmen Allyson Bradshaw and Yelena Rosado. Rosado was a second-team all-state selection at St. Louis' North Tech High School a year ago while Bradshaw was a four-year starter locally at Notre Dame High School in Cape Girardeau, where she was named the Southeast Missourian's Player of the Year last season.

Freshman Anna Steffel also joined the team in the fall after impressing the staff during walk-on tryouts.



Junior Katie Norman returns after leading the Redhawks with 8.9 points per game and 31 three-pointers last season.

SOUTHEAST MISSOURI STATE UNIVERSITY REDHAWKS BASKETBALL

SEASON OUTLOOK



Brittany Harriel led Southeast in scoring (8.9 points per game) and rebounding (6.7 per game) in 2010-11.

Posts

Southeast brings back a deep frontcourt from a year ago that figures to have more fresh bodies available.

Starters Brittany Harriel and Courtney Shiffer will once again log heavy minutes. The frontcourt rotation also has versatile sixth man Bailie Roberts back in the mix. The junior trio were the Redhawks' top three rebounders and each offers a versatile skill set.

"We'll count on our frontcourt a lot with their experience and strength," Margenthaler said. "Brittany, Bailie and Courtney alone provide a lot of experience and skill. We want our players able to play inside and out and we have a nice rotation of players who can do that."

Harriel tied fellow junior Katie Norman for the team lead in scoring (8.9 points per game) while pacing the team in rebounding (6.7 per game), field goal percentage (.420) and three-point percentage (.324). She also finished second on the team with 18 blocks.

"Brittany is a special player," Margenthaler said.

"I tease her a bit that she doesn't know how good she can be. She has great moves around the rim and a good perimeter game. Within our system, we're going to use her on the perimeter and the block. We're expecting big things out of her."

Roberts will also be counted on to play a larger role after excelling off the bench in her sophomore campaign. She showed her abilities in limited action last year, finishing second in rebounding (4.2 per game) and third in scoring (7.6 points per game) despite playing only the seventh most minutes on the team.

"Bailie is a versatile player," Margenthaler said. "She can score from the outside, but is also strong enough to post up a smaller player. Her scoring ability is going to help us. We just need her to take good shots. She's got a great attitude and is working very hard."

One of the focal points of the Redhawks' defense, which finished second in the OVC in scoring defense, was the play of Courtney Shiffer. The junior blocked 36 shots a year ago, the seventh most in school history. She also pulled down 4.0 rebounds per game and was the only Redhawk to start all 29 games last season.

"Courtney is a great kid and a great competitor," Margenthaler said. "She jumps extremely well, can defend on the block and is a good rebounder. You know what you'll get from her on a daily basis, a strong work ethic, hustle and desire to win."

A return to health for sophomore Patricia Mack and redshirt freshman Brooke Taylor should also help lengthen the rotation in the post. Mack averaged 5.4 rebounds per game as a true freshman in 2009-10 and is healthy again after being limited to only two games last season.

Taylor's collegiate debut was delayed over an injury last year, but she is healthy this season and in a position to show the skills that earned her four all-state selections at the high school level.

"Patricia has a great energy level," Margenthaler said. "That's something I can count on her for. She's a good defender and rebounder who is willing to do all the dirty work as well."

"Brooke is a local kid that I'm excited about. She has a great upside to her. She can score from the perimeter and is long and athletic enough to score at the rim. She is also coachable and brings a great work ethic. I expect that great things will come her way."

Rounding out the rotation is senior Amber Holmes, the only senior in the frontcourt. Holmes has 67 games of college experience at Southeast and will be counted on to be a senior leader, as well as a solid defender, off

the bench.

The mix of a new staff with experienced players creates a new dynamic for the 2011-12 season, but if early indications mean anything, this year promises to provide Redhawk fans with plenty of excitement.

"We're starting a process this season," Margenthaler said. "The work ethic our team has is exciting and we're coming together as a unit already. If those things continue, good things will come our way eventually."

General Information

Location	Cape Girardeau, Mo.
Founded	1873
Enrollment	10,859
Nickname	Redhawks
Colors	Red and Black
Arena	Show Me Center
Capacity	7,000
Affiliation	NCAA Division I
Conference	Ohio Valley
President	Dr. Kenneth W. Dobbins
Interim Director of Athletics	Cindy Gannon
Website	GoSoutheast.com
Ticket Office Phone	(573) 651-2113

Coaching Staff

Head Coach	Ty Margenthaler
Alma Mater	SIU Edwardsville, '97
Record at Southeast (Yrs.)	First Year
Career Record (Yrs.)	First Year
Best Time to Reach	Contact SID
Assistant Coaches	Ben Coomes (Indiana, '04)
	Heather Ezell (Iowa State, '09), Dionnah Jackson (Oklahoma, 2005)

Team Information

2010-11 Record	8-21
Home	5-8
Away	2-12
Neutral	1-1
OVC Record/Finish	4-14/9th
Home	2-7
Away	2-7
Starters Returning/Lost	5/0
Letterwinners Returning/Lost	8/2



SOUTHEAST MISSOURI STATE UNIVERSITY REDHAWKS BASKETBALL



NUMERICAL ROSTER

No.	Name	Pos.	Ht.	Cl.	Yr.	Hometown	High School/College
1	Bianca Beck	G	5-7	Sr.	Sr.	St. Louis, Mo.	Incarinate Word
2	Yelena Rosado	G	5-8	Fr.	Fr.	St. Louis, Mo.	North Tech
4	Brittany Harriel	F	6-1	Jr.	Jr.	Cincinnati, Ohio	Lakota West
10	Anna Steffel	G	5-5	Fr.	Fr.	Defiance, Ohio	Tinora
11	Allyson Bradshaw	G	5-7	Fr.	Fr.	Cape Girardeau, Mo.	Notre Dame
14	Brooke Taylor	F	6-1	Fr.	So.	Bismarck, Mo.	Bismarck
15	Courtney Shiffer	F/C	6-1	Jr.	Jr.	Freeport, Ill.	Freeport
20	Shelah Fields	G	5-6	Jr.	Jr.	St. Louis, Mo.	Riverview Gardens
21	Karley Evans	G	5-9	Sr.	Sr.	Rock Port, Mo.	Rock Port
24	Amber Holmes	F	6-2	Sr.	Sr.	San Antonio, Texas	Cornerstone Christian
25	Katie Norman	G	5-9	Jr.	Jr.	Freeport, Ill.	Freeport
32	Patricia Mack	F	6-0	So.	So.	Columbus, Ohio	Mifflin
40	Bailie Roberts	F	5-10	Jr.	Jr.	Maryville, Tenn.	Maryville

ALPHABETICAL ROSTER

No.	Name	Pos.	Ht.	Cl.	Yr.	Hometown	High School/College
1	Bianca Beck	G	5-7	Sr.	Sr.	St. Louis, Mo.	Incarinate Word
11	Allyson Bradshaw	G	5-7	Fr.	Fr.	Cape Girardeau, Mo.	Notre Dame
21	Karley Evans	G	5-9	Sr.	Sr.	Rock Port, Mo.	Rock Port
20	Shelah Fields	G	5-6	Jr.	Jr.	St. Louis, Mo.	Riverview Gardens
4	Brittany Harriel	F	6-1	Jr.	Jr.	Cincinnati, Ohio	Lakota West
24	Amber Holmes	F	6-2	Sr.	Sr.	San Antonio, Texas	Cornerstone Christian
32	Patricia Mack	F	6-0	So.	So.	Columbus, Ohio	Mifflin
25	Katie Norman	G	5-9	Jr.	Jr.	Freeport, Ill.	Freeport
40	Bailie Roberts	F	5-10	Jr.	Jr.	Maryville, Tenn.	Maryville
2	Yelena Rosado	G	5-8	Fr.	Fr.	St. Louis, Mo.	North Tech
15	Courtney Shiffer	F/C	6-1	Jr.	Jr.	Freeport, Ill.	Freeport
10	Anna Steffel	G	5-5	Fr.	Fr.	Defiance, Ohio	Tinora
14	Brooke Taylor	F	6-1	Fr.	So.	Bismarck, Mo.	Bismarck

Breakdown by Class:

Seniors.....	3
Juniors.....	5
Sophomores.....	1
Freshmen.....	4

Breakdown by Class

Illinois.....	2
Missouri.....	6
Ohio.....	3
Tennessee.....	1
Texas.....	1

Breakdown by Position

Guards	7
Forwards	6

Pronunciation Guide

Yelena Rosado	Juh-LAY-nuh
Brittany Harriel	HAIR-ee-el
Ty Margenthaler.....	MAR-gen-thay-ler
Heather Ezell	EE-zuhl (like diesel)

COACHING STAFF

Head Coach: Ty Margenthaler (First Season/SIU Edwardsville, 1997)

Assistant Coaches: Ben Coomes (First Season/Indiana, 2004), Heather Ezell (First Season, Iowa State, 2009), Dionnah Jackson (Second Season/Oklahoma, 2005)

Operations Assistants: Renee Wood (First Season/Wayne State College, 2011), Bradley Maxey (First Season/Southeast Missouri State, 2012)

SOUTHEAST MISSOURI STATE UNIVERSITY REDHAWKS BASKETBALL



Bianca Beck
G • 5-7 • Sr.
St. Louis, Mo.



Yelena Rosado
G • 5-8 • Fr.
St. Louis, Mo.



Brittany Harriel
F • 6-1 • Jr.
Cincinnati, Ohio



Anna Steffel
G • 5-5 • Fr.
Defiance, Ohio



Allyson Bradshaw
G • 5-7 • Fr.
Cape Girardeau, Mo.



Brooke Taylor
F • 6-1 • R-Fr.
Bismarck, Mo.



Courtney Shiffer
F/C • 6-1 • Jr.
Freeport, Ill.



Shelah Fields
G • 5-6 • Jr.
St. Louis, Mo.



Karley Evans
G • 5-9 • Sr.
Rock Port, Mo.



Amber Holmes
F • 6-2 • Sr.
San Antonio, Texas



Katie Norman
G • 5-9 • Jr.
Freeport, Ill.



Patricia Mack
F • 6-0 • So.
Columbus, Ohio



Bailie Roberts
F • 5-10 • Jr.
Maryville, Tenn.



Head Coach
Ty Margenthaler
First Year



Assistant Coach
Ben Coomes
First Year



Assistant Coach
Heather Ezell
First Year



Assistant Coach
Dionnah Jackson
Second Year



Renee Wood
Basketball Operations



Bradley Maxey
Basketball Operations



SOUTHEAST MISSOURI STATE UNIVERSITY REDHAWKS BASKETBALL

2011-12 WOMEN'S BASKETBALL SCHEDULE

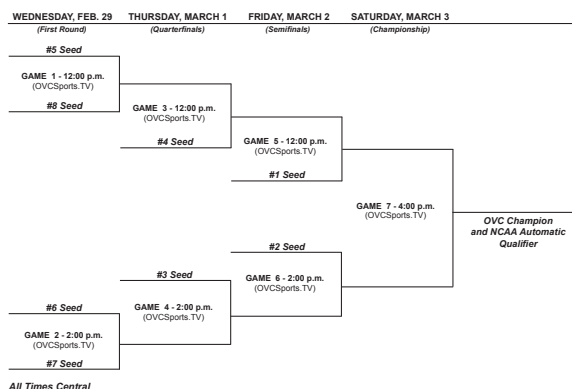
Date	Opponent	Location	Time (CT)
Nov. 11, 2011	North Carolina State	Raleigh, N.C.	11:00 a.m.
Nov. 13, 2011	Saint Louis	St. Louis, Mo.	2:30 p.m.
Nov. 15, 2011	Illinois-Chicago	Chicago, Ill.	7:00 p.m.
Nov. 21, 2011	Mississippi	Show Me Center	7:00 p.m.
UAB Thanksgiving Classic			
Nov. 25, 2011	UAB	Birmingham, Ala.	6:00 p.m.
Nov. 26, 2011	vs. Samford	Birmingham, Ala.	2:00 p.m.
Nov. 29, 2011	Arkansas State	Show Me Center	7:00 p.m.
Dec. 1, 2011	Northern Iowa	Cedar Falls, Iowa	7:00 p.m.
Dec. 3, 2011	Lindenwood	Show Me Center	5:30 p.m.
Dec. 10, 2011	Western Michigan	Kalamazoo, Mich.	1:00 p.m.
Wright State Invitational Presented by Holiday Inn			
Dec. 18, 2011	vs. Central Michigan	Dayton, Ohio	11:00 a.m.
Dec. 19, 2011	Wright State	Dayton, Ohio	11:00 a.m.
Dec. 20, 2011	vs. Longwood	Dayton, Ohio	1:30 p.m.
Dec. 28, 2011	Morehead State*	Show Me Center	5:30 p.m.
Dec. 31, 2011	Murray State*	Show Me Center	1:00 p.m.
Jan. 2, 2012	Jacksonville State*	Show Me Center	5:30 p.m.
Jan. 7, 2012	Eastern Kentucky	Richmond, Ky.	3:00 p.m.
Jan. 14, 2012	Eastern Illinois*	Show Me Center	5:30 p.m.
Jan. 16, 2012	SIU Edwardsville*	Show Me Center	7:00 p.m.
Jan. 21, 2012	Tennessee Tech*	Cookeville, Tenn.	5:30 p.m.
Jan. 28, 2012	UT Martin*	Martin, Tenn.	6:00 p.m.
Jan. 30, 2012	Austin Peay*	Show Me Center	7:00 p.m.
Feb. 1, 2012	Eastern Illinois*	Charleston, Ill.	7:00 p.m.
Feb. 4, 2012	Tennessee State*	Show Me Center	5:30 p.m.
Feb. 11, 2012	Murray State*	Murray, Ky.	5:15 p.m.
Feb. 13, 2012	SIU Edwardsville*	Edwardsville, Ill.	7:00 p.m.
Feb. 18, 2012	UT Martin*	Show Me Center	7:00 p.m.
Feb. 23, 2012	Jacksonville State*	Jacksonville, Ala.	5:15 p.m.
Feb. 25, 2012	Austin Peay*	Clarksville, Tenn.	5:15 p.m.



**2012 Ohio Valley Conference
Basketball Championship
February 29 - March 3
Municipal Auditorium
Nashville, Tennessee**



Women's Bracket





**SOUTHEAST MISSOURI STATE UNIVERSITY REDHAWKS
MEET THE TEAM**





SOUTHEAST MISSOURI STATE UNIVERSITY REDHAWKS BASKETBALL



TY MARGENTHALER

Head Coach

First Year

SIU Edwardsville '97

Southeast Missouri then Director of Athletics John Shafer introduced Ty Margenthaler as the Redhawks next head women's basketball coach during a press conference at the Show Me Center on April 14, 2011.

Margenthaler, a 1997 graduate of Southern Illinois University Edwardsville and native of Macomb, Ill., spent the last five years as an assistant coach at Wisconsin. He was the Badgers recruiting coordinator, who handled all aspects of the recruitment process, including contacting prospects and arranging for visits. Margenthaler also served as Wisconsin's assistant offensive coordinator and was in charge of post player development. He assisted with scouting opponents, summer camps, practice and game preparation among other duties.

"I am really excited to have Ty join our athletic family at Southeast," said Shafer. "His coaching experience speaks for itself. Ty and his family will be a great fit for our athletic program, the University and Cape Girardeau community."

Margenthaler, who signed a four-year contract, is the seventh head coach in Southeast women's basketball history.

"I want to thank Mr. Shafer, Ms. Gannon and Dr. Dobbins for giving me this opportunity," said Margenthaler. "This is an excellent opportunity and it's a win-win situation. The location, facilities, community and support are outstanding. I think I will make a great fit at Southeast Missouri State University."

Prior to Wisconsin, Margenthaler worked as an assistant coach at Bradley University from 2000-06, where he developed a pair of centers into Missouri Valley All-Conference players. Dena Williams (2002) and Ashley Chelleen (2003) both landed spots on the Valley's All-Freshman Team. Margenthaler also served as the camp coordinator and assisted with scouting at Bradley.

With both a father and brother in coaching, Margenthaler grew up around basketball. "I have been fortunate to be around a lot of great people who have helped me get to where I am today," said Margenthaler. His father, Jack, coached 15 seasons at Western Illinois University before retiring from coaching after an 11-year stint at SIUE. Ty's brother, Matt, was a member of the South Dakota State coaching staff for six seasons, and recently finished his ninth year as head coach at Minnesota State University Mankato.

Margenthaler's playing experience includes two years at Indian Hills Community College (1992-94) before joining his father at SIUE for his final two collegiate seasons, where he averaged 10 points per game and started every contest.

Margenthaler earned his degree in physical education/kinesiology. Margenthaler earned All-State basketball honors as a senior at Macomb High

SOUTHEAST MISSOURI STATE UNIVERSITY REDHAWKS BASKETBALL

School. He coached for two years at SIUE, aiding the Cougars to a 19-9 record and NCAA Division II Tournament appearance in 1998-99.

Margenthaler worked as a high school coach at Roxana (Ill.) High School from 1997-99, earning Alton Telegraph Coach of the Year honors after leading his team to the South Central Conference title and regional championship. Margenthaler and his wife, Julie, have two children, Brice (11) and Nate (7).



The Ty Margenthaler File

Year	School	Position
2000-05	Bradley University	Assistant Coach
2006-11	University of Wisconsin	Assistant Coach
2011-Present	Southeast Missouri State University	Head Coach



SOUTHEAST MISSOURI STATE UNIVERSITY REDHAWKS BASKETBALL



BEN COOMES

Assistant Coach

First Year

Indiana '04

Ben Coomes joins head coach Ty Margenthaler's staff for his first year as an assistant coach at Southeast Missouri State.

Coomes will serve as the women's basketball program's recruiting coordinator and handle scheduling. During the season, he will work primarily with the Redhawks' offense and work closely with the team's guards. He will also split academic monitoring duties with the rest of the assistant coaches.

Coomes has over 10 years of experience in college basketball in varying capacities at four different schools. He spent the past two seasons as the video coordinator at Purdue where he coordinated film exchange and served a valuable role breaking down game film for scouting purposes. He also produced highlight and motivational videos along with creating video for individual player development while maintaining the Boilermakers' video archives.

Prior to his stint in West Lafayette, Ind., Coomes served as an assistant coach at Belmont during the 2007-08 season. He was also an assistant coach and the recruiting coordinator at Lambuth for the 2006-07 campaign, where he helped lead the Eagles to their first NAIA National Championship in any sport. That title came two seasons after Lambuth won only nine games in 2004-05. Standouts Reggie Maddox (the NAIA Tournament MVP) and Tara Robinson also went on from Lambuth to play professionally overseas.

Before breaking into coaching, Coomes served as the director of basketball operations at Evansville from 2004 to 2006. That was his first postgraduate position after he spent all four years of his undergraduate as a manager for the Indiana women's basketball team. He was the head manager at IU for his last two years.

Coomes graduated with a bachelor's in sport communications from Indiana in 2004.

SOUTHEAST MISSOURI STATE UNIVERSITY REDHAWKS BASKETBALL



HEATHER EZELL

**Assistant Coach
First Year
Iowa State '09**

Heather Ezell joins head coach Ty Margenthaler's new staff for her first season at Southeast Missouri State. She will be responsible for developing the Redhawks' guards on the courts while playing a vital role in organizing practices, game planning, scouting and running summer camps.

Ezell spent the 2010-11 season as an assistant coach at Fairfield University, where 17-13 overall record and a 10-8 mark in the Metro Atlantic Athletic Conference. She worked primarily with the Stags perimeter players, while also assisting in the day-to-day operations of the program – including practice and game planning, recruiting and coordinating the team's community service efforts.

A decorated athlete both collegiately and professionally, Ezell starred as a four-year letter winner at Iowa State University. During her playing career, she tied the Cyclones' career record with 287 made three-point field goals and finished 10th in program history with 1,339 points. In her senior season, Ezell earned second-team All-Big 12 honors. She finished that season ranked 27th in the nation with 2.5 three-point field goals made per game and ranked eighth in the Big 12 with 3.5 assists a contest. She also earned a spot on the 2008 Big 12 All-Tournament team, the only player on the all-tournament team who was not in the tournament championship game. Her selection was helped by draining a conference record 17 three-pointers in three tournament games, including a record eight in an upset of top-seeded Kansas State.

Ezell took her game professional in 2009-10, playing in Iceland for Haukar in the Iceland Express League, where she was named the Best Player. She led the league in points and steals while finishing second in assists and rebounds. She also earned the MVP award in the league's All-Star Game.

A Springfield, Mo., native, Ezell starred on the court for Kickapoo High School, which she led to two state championships and compiled a record of 113-7. She was also named Miss Show Me (Missouri Miss Basketball) in 2005.

Ezell graduated from Iowa State in 2009 with degrees in management and marketing.



SOUTHEAST MISSOURI STATE UNIVERSITY REDHAWKS BASKETBALL



DIONNAH JACKSON

**Assistant Coach
Second Year
Oklahoma '05**

Dionnah Jackson returns to Southeast Missouri State for her second season on the women's basketball coaching staff, her first under head coach Ty Margenthaler. The St. Louis native just completed a five-year professional playing career overseas.

She will assist in the coaching the Redhawks' offense. Her other duties include assisting with player development, academics, scouting, recruiting, overseeing team travel, fundraising, camps and other administrative roles.

Jackson played four seasons at the University of Oklahoma under the tutelage of coaching legend Sherri Coale. As a three-year starting point guard and three-time team captain, Jackson ranks among the top-ten in 17 of Oklahoma's 22 all-time records lists, including second in assists (606), third in steals (265), fourth in rebounds (829), fifth in blocked shots (64) and ninth in points scored (1,491).

In 131 games, she averaged 11.4 points, 6.3 rebounds, 4.6 assists and 2.1 steals per game. She was an honorable mention All-American selection and Wade & Naismith National Player of the Year finalist her senior season.

She averaged 14.6 points, 8.5 rebounds, 5.8 assists and 2.2 steals per game in her final collegiate season. Jackson was named to the All-Big 12 First Team after garnering Second Team honors her junior and sophomore seasons.

As a junior, she was named the Big 12 Tournament's Most Valuable Player after leading the Sooners to the second of two conference championships during her playing career. As a freshman, she appeared in all 36 games and was a key player in the Sooner's first-ever Final Four appearance and a runner-up finish for the NCAA Women's National Title.

The St. Louis, Missouri native culminated a brilliant collegiate playing career by being selected in the First Round of the 2005 WNBA Draft by the Detroit Shock. During the 2007 season she was a member of the Chicago Sky.

During her final season in Israel for Maccabi Tel Kabir in Tel Aviv, she averaged 15.6 points and 6.4 rebounds per game. Jackson also played for teams in Switzerland and Greece prior to competing in Israel.

Jackson played her high school basketball at Parkway West High School in St. Louis where she was named the Missouri Player of the Year in 2001. She was a two-time All-State selection and led her team to a 102-12 record during her four-year playing career.

Jackson earned her degree in Mass Communications from Oklahoma in 2005 and is currently pursuing a master's degree in Higher Education at Southeast.



**RENEE WOOD
BASKETBALL OPERATIONS**



**BRADLEY MAXEY
BASKETBALL OPERATIONS**



SOUTHEAST MISSOURI STATE UNIVERSITY REDHAWKS
PLAYER PROFILES






SOUTHEAST MISSOURI STATE UNIVERSITY REDHAWKS BASKETBALL

#1 BIANCA BECK

**5-7 • Senior
Guard**

St. Louis, Mo. • Incarnate Word



2010-11: Played in all 29 games while getting the starting nod at point guard 20 times ... led the team with 39 steals and ranked third on the squad with 44 assists ... averaged 3.9 points per game and 2.8 rebounds per game in 25.1 minutes per contest ... scored a season-high 12 points on two occasions: versus Northern Iowa (11/17) and Western Michigan (12/7) ... made all four shots from the floor, including a three-pointer, while grabbing five rebounds in a win over Western Michigan (12/7) ... recorded three or more steals in three of her first five games and six times overall ... grabbed a season-high seven rebounds in a victory at Murray State (1/22) ... dished out a season-best five assists against UT Martin (2/19).

2009-10 : Played in all 28 games, starting 22 ... led the team in assists (77), assists per game (2.8), steals (30), three-point percentage (.339), minutes played (29.5 per game) free throws made (62) and attempts (91) ... finished ninth in the OVC in assists ... averaged 6.1 points per game ... in non-conference games, averaged 7.1 ppg and shot .389 from three-point range ... averaged 7.2 ppg in home games ... finished fourth in scoring average and third in points with 172 ... recorded four double-digit scoring games ... led team in scoring twice ... scored a career-high 13 points on 6-10 shooting vs. UT Arlington (12/12) ... matched career-high with 13 points vs. Murray State (1/23), making a career best 7 free throws ... scored 11 points vs. Tennessee State (2/25), going 3-4 from three-point range ... scored a team-high ten points on 3-6 shooting from three-point range vs. UT Martin (1/21) ... team leader in assists 15 times ... recorded five or more assists in four games ... set a new career-high with seven assists vs. Eastern Illinois (2/6) ... finished with six assists at Tennessee Tech (1/30) ... led the team in steals five times ... recorded three or more steals in three games ... set a career-high with four steals vs. UT Arlington (12/12) ... matched career-high with four steals vs. Eastern Kentucky (2/11) ... averaged 2.8 rebounds per game ... recorded a career-high ten rebounds at Jacksonville State (1/28) ... had five rebounds at Missouri State (11/21) and vs. UT Martin (1/21) ... had a career-best two blocked shots at Central Arkansas (12/19) ... played 30+ minutes in a game 15 times.

2008-09 : Played in all 30 games, starting 14 ... first true freshman to start at point guard in a season opener in program history ... averaged 2.8 points per game ... increased her scoring output to 3.3 points in away games ... scored a season-high 11 points at Eastern Illinois (2/7) while shooting a perfect 4-4 from the field, including 3-3 from 3-point range ... third on the team with 1.5 assists per game ... dished out a season-high five assists vs. Tennessee State during the first round of the OVC tournament, while matching a season-high with 11 points ... recorded three or more assists in seven games ... second on the team in three-point field goal percentage at .345 ... averaged 1.7 rebounds per game ... pulled down a season-high five rebounds against Eastern Illinois (1/10) ... season-high three steals against Murray State (2/19) ... Southeast Scholar Athlete.

Prep: Played at Incarnate Word Academy in St. Louis ... coached by Dan Rolfe ... led her team to a 29-4 record and the championship game of the 5A State Tournament ... team MVP ... named team captain ... averaged 5.1 ppg, 2.6 rpg and 2.2 assists per game her senior season ... All-Conference selection in 2006 and 2008 ... named Street and Smith's All-America Honorable Mention her sophomore season ... helped team to a 31-1 record and the 2005-06 Missouri Class 5A State Championship ... team finished ranked 10th nationally by USA Today ... three-year starter ... competed on the track team.

Personal: Born June 29, 1990 ... daughter of Melvin and Kimberly Beck ... majoring in Psychology with a minor in Exercise Science.

CAREER STATS

Season	GP-GS	FG-FGA	Pct.	3P-3PA	Pct.	FT-FTA	Pct.	Reb.	Avg.	Ast.	Blk.	Stl.	Pts.	Avg.
2008-09	30-14	24-75	.320	10-29	.345	27-37	.730	52	1.7	45	2	21	85	2.8
2009-10	28-22	45-154	.292	20-59	.339	62-91	.681	78	2.8	77	3	30	172	6.1
2010-11	29-20	36-131	.275	9-40	.225	33-59	.559	81	2.8	44	4	39	114	3.9
TOTAL	87-56	105-360	.292	39-128	.305	122-187	.652	211	2.4	166	9	90	371	4.3

SOUTHEAST MISSOURI STATE UNIVERSITY REDHAWKS BASKETBALL

Beck's 2010-11 Game-by-Game Summary

Opponent	Date	gs	min	Total		3-Pointers		Free throws		Rebounds				pf	a	t/o	blk	stl	pts	avg	
				fg-fga	pct	3fg-fga	pct	ft-fa	pct	off	def	tot	avg								
vs Sam Houston State	11/12/10	*	32	3-7	.429	0-3	.000	1-2	.500	0	4	4	4.0	2	1	4	0	3	7	7.0	
vs Jackson State	11/13/10	*	32	2-6	.333	1-2	.500	0-0	.000	0	3	3	3.5	1	0	2	0	3	5	6.0	
NORTHERN IOWA	11/17/10	*	34	3-5	.600	1-1	1.000	5-8	.625	0	4	4	3.7	2	2	3	0	1	12	8.0	
at LOUISVILLE	11/19/10	*	25	0-2	.000	0-1	.000	2-2	1.000	0	1	1	3.0	5	1	3	0	1	2	6.5	
MARYVILLE	11/23/10	*	28	3-6	.500	2-3	.667	1-4	.250	0	4	4	3.2	1	1	2	1	3	9	7.0	
at UT Arlington	11/27/10	*	25	0-8	.000	0-1	.000	2-2	1.000	0	2	2	3.0	2	1	1	0	0	2	6.2	
AUSTIN PEAY	12/02/10	*	20	1-2	.500	0-1	.000	0-0	.000	0	1	1	2.7	2	3	4	0	2	2	5.6	
TENNESSEE STATE UNIV	12/04/10		22	0-4	.000	0-0	.000	3-4	.750	0	3	3	2.8	1	1	3	0	3	3	5.3	
WESTERN MICHIGAN	12/07/10		27	4-4	1.000	1-1	1.000	3-6	.500	0	5	5	3.0	2	1	1	0	0	12	6.0	
at Green Bay	12/10/10	*	28	3-4	.750	2-3	.667	0-0	.000	0	2	2	2.9	1	3	4	0	3	8	6.2	
at Jacksonville State	12/19/10	*	20	0-4	.000	0-2	.000	3-5	.600	0	3	3	2.9	3	0	1	0	1	3	5.9	
at Tennessee Tech	12/21/10		18	0-2	.000	0-1	.000	0-0	.000	0	1	1	2.8	1	0	1	0	0	0	5.4	
LINDENWOOD-BELLEVIL	12/30/10		24	2-8	.250	0-3	.000	1-2	.500	1	3	4	2.8	1	3	1	0	3	5	5.4	
at Notre Dame	01/02/11		30	0-8	.000	0-3	.000	0-0	.000	1	0	1	2.7	3	2	2	0	2	0	5.0	
EASTERN ILLINOIS	01/08/11		22	0-2	.000	0-1	.000	0-0	.000	0	1	1	2.6	3	1	3	0	1	0	4.7	
MOREHEAD STATE	01/13/11		15	0-4	.000	0-1	.000	3-4	.750	0	1	1	2.5	2	0	1	0	0	3	4.6	
EASTERN KENTUCKY	01/15/11		18	0-2	.000	0-0	.000	0-0	.000	1	3	4	2.6	4	2	2	0	1	0	4.3	
at UT Martin	01/19/11		14	1-3	.333	0-1	.000	3-8	.375	3	0	3	2.6	3	1	1	0	1	5	4.3	
at Murray State	01/22/11	*	23	0-4	.000	0-1	.000	0-0	.000	3	4	7	2.8	1	1	6	0	1	0	4.1	
JACKSONVILLE STATE	01/27/11	*	21	2-4	.500	1-1	1.000	0-0	.000	0	0	0	2.7	0	0	5	0	2	5	4.2	
TENNESSEE TECH	01/29/11	*	8	0-0	.000	0-0	.000	0-0	.000	0	2	2	2.7	4	0	2	0	0	0	4.0	
at Eastern Illinois	02/05/11	*	38	1-6	.167	1-2	.500	1-2	.500	0	1	1	2.6	4	2	4	0	1	4	4.0	
at Eastern Kentucky	02/10/11	*	27	3-6	.500	0-1	.000	1-2	.500	0	3	3	2.6	3	3	0	0	2	7	4.1	
at Morehead State	02/12/11	*	26	1-3	.333	0-0	.000	0-1	.000	1	3	4	2.7	1	4	2	0	0	2	4.0	
MURRAY STATE	02/17/11	*	37	3-6	.500	0-2	.000	2-2	1.000	1	4	5	2.8	0	0	4	0	0	8	4.2	
UT MARTIN	02/19/11	*	28	2-5	.400	0-2	.000	0-0	.000	1	2	3	2.8	2	5	4	2	2	4	4.2	
at SIUE	02/21/11	*	37	1-5	.200	0-1	.000	1-2	.500	1	3	4	2.8	3	1	4	0	2	3	4.1	
at Tennessee State Univer	02/24/11	*	26	0-7	.000	0-1	.000	1-3	.333	0	5	5	2.9	2	2	6	1	1	1	4.0	
at Austin Peay	02/26/11	*	23	1-4	.250	0-1	.000	0-0	.000	0	0	0	2.8	2	3	2	0	0	2	3.9	
Totals			20	728	36-131	.275	9-40	.225	33-59	.559	13	68	81	2.8	61	44	78	4	39	114	3.9





SOUTHEAST MISSOURI STATE UNIVERSITY REDHAWKS BASKETBALL



#4 BRITTANY HARRIEL

6-1 • Junior

Forward

Cincinnati, Ohio • Lakota West

2010-11: Started 26 of the 29 games she played ... tied for the team lead in scoring (8.9 points per game) and led all Redhawks in rebounding (6.7 rebounds per game-eighth in the OVC), field goal percentage (.420) and three-point percentage (.324) ... ranked second on the team in free throw percentage (.818) ... led the team in rebounding 19 times and topped all Redhawk scorers eight times ... tied for the team lead with 10 double-figure scoring efforts and grabbed 10+ rebounds a team-best four times ... ranked second on the team with 18 blocked shots and fifth with 17 steals ... recorded two double-doubles: a 10 points, 12 board performance in a win over Eastern Kentucky (1/15) and a 14 point, 12 rebound effort coming off the bench in the season finale at Austin Peay (2/26) ... scored a career-high 23 points in a victory at Eastern Kentucky (2/10) ... blocked a season-best four shots at Eastern Illinois (2/5).

2009-10: Played in 28 games, making three starts ... averaged 3.7 points and 3.5 rebounds per game ... fourth on the team with 98 rebounds ... in non-conference games, averaged 4.2 ppg and 4.4 rpg ... averaged 5.3 ppg and 5.1 rpg while shooting .417 (5-12) from threepoint range ... made five three-pointers on the year ... came off the bench to lead the team with 12 points vs. Eastern Illinois (2/6) ... in collegiate debut vs. UMSL (11/13) scored eight points and led the team with eight rebounds ... scored eight points and collected a team-best nine rebounds vs. Southern Miss (11/16) ... led the team in rebounding in four games ... recorded seven or more rebounds in seven games ... had a season-high 10 rebounds vs. Eastern Kentucky (2/11) ... led team in blocked shots in four games ... recorded first collegiate block vs. Bethel (12/9) ... season-high two blocks at Central Arkansas (12/19) ... led team in steals in five games ... had a season-high three steals vs. UMSL (11/13) ... was the first player of the bench in six games ... made first career start vs. Murray State (1/23) ... member of the OVC Commissioner's Honor Roll ... Southeast Scholar Athlete.

Prep: Played at Lakota West High School in Cincinnati, Ohio ... coached by Andy Fishman ... Cincinnati Enquirer All-Ohio Honorable Mention ... Second Team All-Conference selection as a senior ... Averaged 8.0 ppg, 7.0 rpg, shot over 50-percent from the field and 70-percent from the free throw line as a senior ... helped her team to back-to-back state Final Four appearances ... also played volleyball ... member of the National Honor Society ... Honor Roll Student.

Personal: Born May 25, 1991 ... daughter of Sean and Megan Harriel ... her mother was inducted in Bowling Green State University's Hall of Fame in 2006 as a standout for their basketball and volleyball teams.

CAREER STATS

Season	GP-GS	FG-FGA	Pct.	3P-3PA	Pct.	FT-FTA	Pct.	Reb.	Avg.	Ast.	Blk.	Stl.	Pts.	Avg.
2009-10	28-3	38-111	.342	5-18	.278	23-33	.697	98	3.5	10	6	13	104	3.7
2010-11	29-26	94-224	.420	24-74	.324	45-55	.818	194	6.7	21	18	17	257	8.9
TOTAL	57-29	132-335	.394	29-92	.315	68-88	.773	292	5.1	31	24	30	361	6.3

SOUTHEAST MISSOURI STATE UNIVERSITY REDHAWKS BASKETBALL


Harriel's 2010-11 Game-by-Game Summary

Opponent	Date	gs	min	Total		3-Pointers		Free throws		Rebounds				pf	a	t/o	blk	stl	pts	avg
				fg-fga	pct	3fg-fga	pct	ft-fa	pct	off	def	tot	avg							
vs Sam Houston State	11/12/10	*	26	2-6	.333	0-1	.000	4-5	.800	4	4	8	8.0	5	1	2	0	1	8	8.0
vs Jackson State	11/13/10	*	33	1-5	.200	0-1	.000	1-1	1.000	3	4	7	7.5	3	1	2	0	0	3	5.5
NORTHERN IOWA	11/17/10	*	30	6-8	.750	2-4	.500	3-3	1.000	0	5	5	6.7	1	1	4	0	0	17	9.3
at LOUISVILLE	11/19/10	*	22	2-5	.400	0-2	.000	0-0	.000	2	1	3	5.8	5	0	1	1	2	4	8.0
MARYVILLE	11/23/10	*	27	3-7	.429	1-4	.250	1-1	1.000	2	6	8	6.2	1	2	1	0	0	8	8.0
at UT Arlington	11/27/10	*	27	5-10	.500	2-4	.500	3-4	.750	0	7	7	6.3	4	0	1	0	0	15	9.2
AUSTIN PEAY	12/02/10	*	34	6-14	.429	1-4	.250	0-0	.000	3	4	7	6.4	4	0	2	0	2	13	9.7
TENNESSEE STATE UNIV	12/04/10	*	32	2-7	.286	2-2	1.000	2-2	1.000	2	7	9	6.8	3	2	0	0	0	8	9.5
WESTERN MICHIGAN	12/07/10	*	32	5-12	.417	1-4	.250	1-2	.500	2	4	6	6.7	4	1	4	0	2	12	9.8
at Green Bay	12/10/10	*	20	1-2	.500	0-1	.000	0-0	.000	0	2	2	6.2	3	1	1	1	0	2	9.0
at Jacksonville State	12/19/10	*	28	3-8	.375	1-1	1.000	0-1	.000	0	1	1	5.7	2	2	1	0	0	7	8.8
at Tennessee Tech	12/21/10	*	30	3-8	.375	1-2	.500	2-3	.667	1	4	5	5.7	3	1	2	2	1	9	8.8
LINDENWOOD-BELLEVIL	12/30/10		21	2-8	.250	0-2	.000	0-0	.000	1	5	6	5.7	1	0	1	2	0	4	8.5
at Notre Dame	01/02/11	*	19	0-2	.000	0-1	.000	0-0	.000	0	3	3	5.5	3	1	1	0	0	0	7.9
EASTERN ILLINOIS	01/08/11	*	35	5-11	.455	1-4	.250	4-4	1.000	4	5	9	5.7	3	0	2	3	1	15	8.3
MOREHEAD STATE	01/13/11	*	18	4-7	.571	1-2	.500	0-0	.000	0	2	2	5.5	3	1	2	1	0	9	8.4
EASTERN KENTUCKY	01/15/11	*	33	4-5	.800	0-0	.000	2-4	.500	3	9	12	5.9	2	0	2	0	0	10	8.5
at UT Martin	01/19/11	*	26	3-8	.375	0-0	.000	2-4	.500	3	4	7	5.9	3	0	3	0	2	8	8.4
at Murray State	01/22/11	*	31	3-8	.375	1-4	.250	2-3	.667	3	10	13	6.3	0	0	1	2	2	9	8.5
JACKSONVILLE STATE	01/27/11	*	36	3-9	.333	0-1	.000	0-0	.000	1	9	10	6.5	1	0	1	0	1	6	8.4
TENNESSEE TECH	01/29/11	*	25	1-5	.200	1-4	.250	2-2	1.000	1	4	5	6.4	2	0	3	0	0	5	8.2
at Eastern Illinois	02/05/11		27	5-7	.714	3-5	.600	4-4	1.000	1	4	5	6.4	3	0	5	4	2	17	8.6
at Eastern Kentucky	02/10/11	*	32	9-19	.474	1-3	.333	4-4	1.000	0	6	6	6.3	1	1	1	0	0	23	9.2
at Morehead State	02/12/11	*	23	0-5	.000	0-1	.000	0-0	.000	1	5	6	6.3	1	0	3	0	0	0	8.8
MURRAY STATE	02/17/11	*	30	3-5	.600	1-3	.333	0-0	.000	0	9	9	6.4	3	0	2	0	0	7	8.8
UT MARTIN	02/19/11	*	33	3-10	.300	0-3	.000	0-0	.000	1	5	6	6.4	1	2	5	0	0	6	8.7
at SIUE	02/21/11	*	27	2-7	.286	0-2	.000	2-2	1.000	1	6	7	6.4	4	2	0	1	1	6	8.6
at Tennessee State Univer	02/24/11	*	26	4-9	.444	2-5	.400	2-2	1.000	0	8	8	6.5	5	1	3	1	0	12	8.7
at Austin Peay	02/26/11		30	4-7	.571	2-4	.500	4-4	1.000	4	8	12	6.7	2	1	2	0	0	14	8.9
Totals		26	813	94-224	.420	24-74	.324	45-55	.818	43	151	194	6.7	76	21	58	18	17	257	8.9





SOUTHEAST MISSOURI STATE UNIVERSITY REDHAWKS BASKETBALL



#15 COURTNEY SHIFFER

**6-1 • Junior •
Forward/Center
Freeport, Ill. • Freeport**

2010-11: Started all 29 games and averaged 23.8 minutes per contest ... finished third in the OVC with 36 blocks ... averaged 4.9 points and 4.0 rebounds per game ... also recorded 27 steals ... blocked a season-high four shots on two occasions: at Wisconsin-Green Bay (12/10) ... scored in double figures three times, including a season-high 17 points at SIU-Edwardsville (2/21) ... grabbed a season-high eight rebounds against Maryville (11/23).

Highland Community College: Started as a freshman at forward ... All-Conference selection ... averaged 12 points, 5.9 rebounds, 2 blocks, 1.8 assists and 1.2 steals per game ... started all 31 games ... shot 46-percent from the floor including 32-percent from three-point range ... helped team to a 24-7 record, the best season in program history ... team won the Arrowhead Conference and NJCAA Region IV title for the second-straight season ... coached by Dean Buckwalter ... member of the Dean's List.

Prep: Played at Freeport High School in Freeport, Illinois ... four-year starter ... helped team to back-to-back state title game appearances ... finished prep career ranking third in the program in steals (295) and blocks (174), fifth in assists (283), sixth in rebounds (764) and eighth in points (1,180) ... three-time All-Conference selection ... averaged 15 points, 8 rebounds and three assists as a senior ... coached by Ryan Pierce ... teammate of Redhawk guard Katie Norman ... also competed on the volleyball and soccer teams ... All-Conference selection in volleyball ... member of the National Honor Society.

Personal: Born Oct. 8, 1990 ... daughter of Steve Shiffer and Kathleen Buth ... majoring in Exercise Science.

CAREER STATS

Season	GP-GS	FG-FGA	Pct.	3P-3PA	Pct.	FT-FTA	Pct.	Reb.	Avg.	Ast.	Blk.	Stl.	Pts.	Avg.
2010-11	29-29	46-134	.343	0-2	.000	49-78	.628	115	4.0	29	36	27	141	4.9
TOTAL	29-29	46-134	.343	0-2	.000	49-78	.628	115	4.0	29	36	27	141	4.9

SOUTHEAST MISSOURI STATE UNIVERSITY REDHAWKS BASKETBALL


Shiffer's 2010-11 Game-by-Game Summary

Opponent	Date	gs	min	Total		3-Pointers		Free throws		Rebounds				pf	a	t/o	blk	stl	pts	avg	
				fg-fga	pct	3fg-fga	pct	ft-fa	pct	off	def	tot	avg								
vs Sam Houston State	11/12/10	*	17	1-4	.250	0-0	.000	2-3	.667	1	2	3	3.0	1	0	3	1	1	4	4.0	
vs Jackson State	11/13/10	*	24	2-4	.500	0-0	.000	2-2	1.000	3	1	4	3.5	2	3	3	0	4	6	5.0	
NORTHERN IOWA	11/17/10	*	23	0-2	.000	0-0	.000	2-5	.400	0	0	0	2.3	1	1	2	0	1	2	4.0	
at LOUISVILLE	11/19/10	*	21	2-5	.400	0-0	.000	0-0	.000	0	3	3	2.5	3	0	1	1	1	4	4.0	
MARYVILLE	11/23/10	*	25	1-3	.333	0-0	.000	0-0	.000	3	5	8	3.6	0	2	3	1	2	2	3.6	
at UT Arlington	11/27/10	*	25	0-5	.000	0-0	.000	0-0	.000	1	2	3	3.5	3	1	5	2	2	0	3.0	
AUSTIN PEAY	12/02/10	*	21	1-5	.200	0-0	.000	1-1	1.000	3	1	4	3.6	2	1	3	1	1	3	3.0	
TENNESSEE STATE UNIV	12/04/10	*	20	1-3	.333	0-0	.000	3-5	.600	3	1	4	3.6	1	1	5	2	1	5	3.3	
WESTERN MICHIGAN	12/07/10	*	20	2-4	.500	0-0	.000	2-4	.500	0	2	2	3.4	3	0	2	1	1	6	3.6	
at Green Bay	12/10/10	*	23	0-2	.000	0-0	.000	0-0	.000	0	3	3	3.4	2	2	4	4	0	0	3.2	
at Jacksonville State	12/19/10	*	23	1-1	1.000	0-0	.000	0-0	.000	1	3	4	3.5	0	2	2	0	0	2	3.1	
at Tennessee Tech	12/21/10	*	22	0-4	.000	0-1	.000	1-2	.500	1	2	3	3.4	1	1	3	2	2	1	2.9	
LINDENWOOD-BELLEVIL	12/30/10	*	21	4-6	.667	0-0	.000	1-4	.250	2	3	5	3.5	1	1	2	3	0	9	3.4	
at Notre Dame	01/02/11	*	28	0-4	.000	0-0	.000	1-2	.500	3	0	3	3.5	2	0	4	1	0	1	3.2	
EASTERN ILLINOIS	01/08/11	*	20	1-2	.500	0-0	.000	0-0	.000	0	4	4	3.5	1	0	2	0	1	2	3.1	
MOREHEAD STATE	01/13/11	*	23	3-9	.333	0-0	.000	1-1	1.000	2	3	5	3.6	4	0	0	3	3	7	3.4	
EASTERN KENTUCKY	01/15/11	*	24	4-5	.800	0-0	.000	5-5	1.000	2	4	6	3.8	3	3	3	0	0	13	3.9	
at UT Martin	01/19/11	*	24	1-6	.167	0-0	.000	1-2	.500	0	3	3	3.7	3	1	3	0	0	3	3.9	
at Murray State	01/22/11	*	21	1-5	.200	0-0	.000	4-4	1.000	3	2	5	3.8	2	3	2	0	1	6	4.0	
JACKSONVILLE STATE	01/27/11	*	29	1-4	.250	0-0	.000	2-4	.500	3	4	7	4.0	1	1	0	2	0	4	4.0	
TENNESSEE TECH	01/29/11	*	20	2-8	.250	0-0	.000	3-4	.750	1	3	4	4.0	4	1	3	1	0	7	4.1	
at Eastern Illinois	02/05/11	*	20	1-4	.250	0-0	.000	2-2	1.000	1	6	7	4.1	4	1	3	4	1	4	4.1	
at Eastern Kentucky	02/10/11	*	15	0-1	.000	0-0	.000	0-0	.000	1	1	2	4.0	4	1	2	0	0	0	4.0	
at Morehead State	02/12/11	*	13	0-1	.000	0-0	.000	0-0	.000	0	0	0	3.8	0	0	2	1	1	0	3.8	
MURRAY STATE	02/17/11	*	32	4-9	.444	0-1	.000	1-4	.250	3	2	5	3.9	3	1	1	1	1	9	4.0	
UT MARTIN	02/19/11	*	29	5-10	.500	0-0	.000	0-1	.000	3	3	6	4.0	3	0	2	1	0	10	4.2	
at SIUE	02/21/11	*	38	5-8	.625	0-0	.000	7-9	.778	1	2	3	3.9	4	1	2	1	1	17	4.7	
at Tennessee State Univer	02/24/11	*	38	0-4	.000	0-0	.000	5-8	.625	1	1	2	3.9	3	1	2	2	1	5	4.7	
at Austin Peay	02/26/11	*	31	3-6	.500	0-0	.000	3-6	.500	4	3	7	4.0	4	0	3	1	1	9	4.9	
Totals			29	690	46-134	.343	0-2	.000	49-78	.628	46	69	115	4.0	65	29	72	36	27	141	4.9





SOUTHEAST MISSOURI STATE UNIVERSITY REDHAWKS BASKETBALL



#20 SHELAH FIELDS

**5-6 • Junior
Guard**

St. Louis, Mo. • Riverview Gardens

2010-11 : Played in 26 games, starting in five ... led the team in free throw percentage (.842) ... averaged 4.8 points, 1.1 assists and 1.0 rebounds in 14.1 minutes per game ... scored in double figures four times, including a season-high 15 points against Lindenwood-Belleville (12/30) ... shot 3-of-4 from three-point range and led all Redhawks with 11 points in only 15 minutes in a win at Murray State (1/22) ... dished out a career-high four assists against Morehead State (1/13) ... pulled down a career-high five rebounds in the second meeting at Morehead State (2/12).

2009-10 : Played in 24 games, making six starts ... averaged 5.2 ppg ... recorded three double-digit scoring games ... led the team in scoring in twice ... team leader in three point attempts (93) and makes (28) ... recorded four games of three or more three-pointers made ... attempted ten three-pointers in three games ... shot .857 from the free-throw line ... upped scoring average to 6.9 ppg in OVC games ... in OVC games, ranked ninth with 1.7 three-pointers made ... scored a game-high 18 points on 7-15 shooting off the bench at Eastern Illinois (1/9) ... poured in 13 points at UT Martin (2/20) ... scored 11 points off the bench vs. Eastern Kentucky (2/11) ... recorded first collegiate points and rebounds at Indiana State (11/24) ... scored six points in just five minutes off the bench vs. UT Arlington (12/12) ... started last four games of the season, averaging 9.0 ppg in those game ... had three offensive rebounds at Indiana State (11/24) ... had a season-high four rebounds at Jacksonville State (1/28) ... recorded a season-high two assists vs. SIUE (2/2) and vs. Austin Peay (2/27) ... led the team in steals in two games ... season-high two steals at Tennessee Tech (1/30) ... recorded first collegiate block and steal at Eastern Illinois (1/9) ... made first collegiate start at Central Arkansas (12/19) ... member of the OVC Commissioner's Honor Roll ... Southeast Scholar Athlete.

Prep: Played at Riverview Gardens in St. Louis, Missouri ... coached by Jaron Young ... was named Suburban North Player of the Year in 2006 and 2007 ... three-time First Team All-Conference selection ... St. Louis Post Dispatch Honorable Mention All-Metro Team ... Fox 2 News Athlete of the Week ... 2009 McDonald's All American Basketball Team nominee ... averaged 16.7 points, 4.0 assists and 2.5 steals per game during her career ... led team to a 17-7 record her junior year ... also played field hockey and golf ... 2nd Team All-Conference in field hockey her senior season ... member of the National Honor Society ... Honor Roll Student ... graduated in the top-10 of class.

Personal: Born Feb. 7, 1991 ... daughter of Howard and Lynnette Fields ... majoring in Chemistry.

CAREER STATS

Season	GP-GS	FG-FGA	Pct.	3P-3PA	Pct.	FT-FTA	Pct.	Reb.	Avg.	Ass.	Blk.	Stl.	Pts.	Avg.
2009-10	24-6	42-142	.296	28-93	.301	12-14	.857	25	1.0	15	1	9	124	5.2
2010-11	26-5	42-132	.318	24-79	.304	16-19	.842	26	1.0	28	2	13	124	4.8
TOTAL	50-11	84-274	.307	52-172	.302	28-33	.848	51	1.0	43	3	22	248	5.0

SOUTHEAST MISSOURI STATE UNIVERSITY REDHAWKS BASKETBALL

Fields' 2010-11 Game-by-Game Summary

Opponent	Date	gs	min	Total		3-Pointers		Free throws		Rebounds				pf	a	t/o	blk	stl	pts	avg	
				fg-fga	pct	3fg-fga	pct	ft-fa	pct	off	def	tot	avg								
vs Sam Houston State	11/12/10		2	0-0	.000	0-0	.000	0-0	.000	0	0	0	0.0	1	0	2	0	0	0	0.0	
vs Jackson State	11/13/10		2	0-0	.000	0-0	.000	0-0	.000	0	0	0	0.0	0	1	0	0	0	0	0.0	
NORTHERN IOWA	11/17/10		5	2-4	.500	0-0	.000	0-0	.000	0	0	0	0.0	0	0	0	0	0	4	1.3	
at LOUISVILLE	11/19/10		11	2-5	.400	2-3	.667	0-0	.000	0	1	1	0.3	0	0	1	0	0	6	2.5	
MARYVILLE	11/23/10		11	2-5	.400	1-4	.250	0-0	.000	0	0	0	0.2	1	1	1	0	0	5	3.0	
at UT Arlington	11/27/10		10	3-10	.300	3-7	.429	0-0	.000	0	0	0	0.2	0	1	0	0	0	9	4.0	
AUSTIN PEAY	12/02/10		4	0-1	.000	0-1	.000	0-0	.000	0	0	0	0.1	0	0	1	0	0	0	3.4	
WESTERN MICHIGAN	12/07/10		7	0-1	.000	0-1	.000	0-0	.000	0	0	0	0.1	1	0	1	0	0	0	3.0	
at Green Bay	12/10/10		8	0-5	.000	0-4	.000	0-0	.000	0	2	2	0.3	2	0	3	0	0	0	2.7	
at Jacksonville State	12/19/10		14	1-3	.333	1-3	.333	0-0	.000	0	1	1	0.4	2	2	4	0	1	3	2.7	
at Tennessee Tech	12/21/10		19	2-5	.400	1-3	.333	0-0	.000	0	4	4	0.7	1	2	4	0	0	5	2.9	
LINDENWOOD-BELLEVIL	12/30/10		25	6-10	.600	3-5	.600	0-0	.000	0	1	1	0.8	3	3	0	0	2	15	3.9	
at Notre Dame	01/02/11		13	1-7	.143	1-4	.250	0-0	.000	0	0	0	0.7	0	0	1	0	1	3	3.8	
EASTERN ILLINOIS	01/08/11		19	2-6	.333	1-3	.333	0-0	.000	0	0	0	0.6	2	1	1	0	0	5	3.9	
MOREHEAD STATE	01/13/11	*	25	1-7	.143	0-3	.000	0-0	.000	0	2	2	0.7	0	4	4	1	2	2	3.8	
EASTERN KENTUCKY	01/15/11	*	18	1-7	.143	1-6	.167	6-6	1.000	0	1	1	0.8	2	1	2	1	1	9	4.1	
at UT Martin	01/19/11	*	24	0-5	.000	0-3	.000	0-0	.000	0	1	1	0.8	3	1	3	0	1	0	3.9	
at Murray State	01/22/11	*	15	4-7	.571	3-4	.750	0-0	.000	0	1	1	0.8	3	0	3	0	1	11	4.3	
JACKSONVILLE STATE	01/27/11	*	24	3-8	.375	1-4	.250	2-2	1.000	1	1	2	0.8	1	3	2	0	1	9	4.5	
TENNESSEE TECH	01/29/11		19	2-7	.286	1-2	.500	3-4	.750	1	1	2	0.9	3	2	4	0	1	8	4.7	
at Eastern Kentucky	02/10/11		12	1-3	.333	1-2	.500	0-0	.000	0	0	0	0.9	0	2	2	0	0	3	4.6	
at Morehead State	02/12/11		16	1-4	.250	1-3	.333	0-1	.000	1	4	5	1.0	1	0	2	0	0	3	4.5	
MURRAY STATE	02/17/11		9	0-3	.000	0-1	.000	0-0	.000	0	1	1	1.0	0	0	0	0	0	0	4.3	
UT MARTIN	02/19/11		16	4-9	.444	0-4	.000	2-2	1.000	0	0	0	1.0	0	2	0	0	2	10	4.6	
at SIUE	02/21/11		22	3-6	.500	2-5	.400	3-4	.750	0	0	0	1.0	0	1	5	0	0	11	4.8	
at Tennessee State Univer	02/24/11		16	1-4	.250	1-4	.250	0-0	.000	1	1	2	1.0	1	1	4	0	0	3	4.8	
Totals			5	366	42-132	.318	24-79	.304	16-19	.842	4	22	26	1.0	27	28	50	2	13	124	4.8





SOUTHEAST MISSOURI STATE UNIVERSITY REDHAWKS BASKETBALL



#21 KARLEY EVANS

**5-9 • Senior
Guard**

Rock Port, Mo. • Rock Port

2010-11: Played in 20 games, starting 14 of those contests ... ranked fourth on the team in scoring (6.2 points per game) and tied for the team lead in assists (1.9 per game) ... led the Redhawks in scoring twice and scored in double figures five times ... scored a career-high 16 points while shooting 4-for-10 from three-point range against Maryville (11/23) ... dished out a season-best seven assists against Lindenwood-Belleville (12/30), the top effort for any Southeast player all season.

Mineral Area College: Two-year starting point guard ... First-Team All-Region XVI honors as a sophomore ... First Team All-Conference ... led her team and conference in assists (178) and free throw percentage (.850) ... ranked 11th nationally in free throw percentage ... averaged 11.2 ppg and 4.9 rpg in 30 games ... led the team with a 5.9 assists per game average ... coached by Gary Koch ... member of the NJCAA Academic-All-American Team.

Prep: Played senior season at Rock Port High School in Rock Port, Missouri ... coached by Reagan Crow ... helped team to Regional title ... All-State selection as a senior ... All-Conference and All-District selection ... averaged 15 points, 6 assists and 4 rebounds per game ... played first three years at DeKalb High School ... two-time All-State selection ... two-time All-Conference and All-District selection ... led team to state title as a sophomore ... team won State Sectional as a junior ... also competed in cross country, track and volleyball ... three-time state cross country meet qualifier ... won state track title as a senior ... led team to Regional title in volleyball.

Personal: Born Nov. 5, 1989 ... daughter of Michael and Marcia Evans ... majoring in Business.

CAREER STATS

Season	GP-GS	FG-FGA	Pct.	3P-3PA	Pct.	FT-FTA	Pct.	Reb.	Avg.	Ast.	Blk.	Stl.	Pts.	Avg.
2010-11	20-14	36-102	.353	17-64	.266	35-47	.745	40	2.0	37	0	9	124	6.2
TOTAL	20-14	36-102	.353	17-64	.266	35-47	.745	40	2.0	37	0	9	124	6.2

SOUTHEAST MISSOURI STATE UNIVERSITY REDHAWKS BASKETBALL


Evans' 2010-11 Game-by-Game Summary

Opponent	Date	gs	min	Total		3-Pointers		Free throws		Rebounds				pf	a	t/o	blk	stl	pts	avg	
				fg-fga	pct	3fg-fga	pct	ft-fa	pct	off	def	tot	avg								
vs Sam Houston State	11/12/10	*	21	1-4	.250	1-4	.250	0-0	.000	0	0	0	0.0	1	1	2	0	0	3	3.0	
vs Jackson State	11/13/10		2	0-0	.000	0-0	.000	0-0	.000	0	0	0	0.0	0	0	0	0	0	0	1.5	
NORTHERN IOWA	11/17/10		21	2-4	.500	1-2	.500	6-7	.857	0	1	1	0.3	3	1	0	0	0	11	4.7	
at LOUISVILLE	11/19/10	*	25	1-5	.200	1-5	.200	4-4	1.000	0	1	1	0.5	0	3	10	0	1	7	5.3	
MARYVILLE	11/23/10		25	5-11	.455	4-10	.400	2-2	1.000	0	2	2	0.8	0	4	4	0	2	16	7.4	
at UT Arlington	11/27/10		11	0-2	.000	0-2	.000	0-0	.000	0	4	4	1.3	0	2	1	0	0	0	6.2	
AUSTIN PEAY	12/02/10	*	32	0-8	.000	0-4	.000	3-4	.750	0	1	1	1.3	0	0	3	0	3	3	5.7	
TENNESSEE STATE UNIV	12/04/10	*	32	4-9	.444	0-3	.000	2-5	.400	3	2	5	1.8	3	2	1	0	0	10	6.3	
WESTERN MICHIGAN	12/07/10	*	28	4-6	.667	1-2	.500	2-2	1.000	0	4	4	2.0	1	2	4	0	0	11	6.8	
at Green Bay	12/10/10	*	21	2-4	.500	1-3	.333	0-0	.000	0	1	1	1.9	2	1	4	0	1	5	6.6	
at Jacksonville State	12/19/10	*	22	1-3	.333	1-2	.500	0-0	.000	0	2	2	1.9	3	2	1	0	0	3	6.3	
at Tennessee Tech	12/21/10	*	30	3-9	.333	3-5	.600	0-0	.000	0	2	2	1.9	3	1	2	0	0	9	6.5	
LINDENWOOD-BELLEVIL	12/30/10	*	22	3-5	.600	0-2	.000	0-1	.000	0	3	3	2.0	1	7	2	0	1	6	6.5	
at Notre Dame	01/02/11	*	23	1-5	.200	1-4	.250	0-0	.000	0	0	0	1.9	0	1	3	0	1	3	6.2	
EASTERN ILLINOIS	01/08/11	*	23	1-4	.250	1-3	.333	2-3	.667	0	0	0	1.7	4	1	4	0	0	5	6.1	
MOREHEAD STATE	01/13/11	*	35	3-7	.429	1-3	.333	2-2	1.000	1	4	5	1.9	4	3	0	0	0	9	6.3	
EASTERN KENTUCKY	01/15/11	*	32	1-4	.250	0-2	.000	8-13	.615	1	3	4	2.1	1	2	3	0	0	10	6.5	
at UT Martin	01/19/11	*	24	3-6	.500	1-4	.250	0-0	.000	0	0	0	1.9	2	2	3	0	0	7	6.6	
at Murray State	01/22/11		11	0-2	.000	0-1	.000	2-2	1.000	1	2	3	2.0	0	0	3	0	0	2	6.3	
at Austin Peay	02/26/11		20	1-4	.250	0-3	.000	2-2	1.000	0	2	2	2.0	1	2	3	0	0	4	6.2	
Totals			14	460	36-102	.353	17-64	.266	35-47	.745	6	34	40	2.0	29	37	53	0	9	124	6.2





SOUTHEAST MISSOURI STATE UNIVERSITY REDHAWKS BASKETBALL



#24 AMBER HOLMES

6-2 • Senior

Forward

San Antonio, Texas • Cornerstone Christian

2010-11: Played in 22 games with four starts ... averaged 1.5 rebounds and 0.7 points in 11.3 minutes per game ... blocked 13 shots, the third best figure on the team ... tied for the team lead with six rebounds while playing a career-high 34 minutes against UT Martin (2/19) ... started the last four games of the season, a span where she averaged 3.8 rebounds and 2.3 blocks per game ... recorded three steals at SIU-Edwardsville (2/21).

2009-10: Played in 19 games, making two starts ... scored eight points and averaged 1.0 rebound per game ... scored in five games including a season-high two points vs. Jacksonville State (1/4), at Morehead State (1/14) and at UT Martin (2/20) ... recorded a season-high three rebounds and blocked a shot vs. Green Bay (11/29) ... played 12 minutes and collected three rebounds and one steal at Tennessee Tech (1/30) ... recorded two rebounds vs. Morehead State (2/13) ... had two rebounds and an assist at Eastern Illinois (1/9) ... team leader in blocks in three games ... made first career start at Murray State (2/18) ... second career start came at UT Martin (2/20).

2008-09: Played in 26 games ... averaged 1.1 points and 1.3 rebounds per game ... saw those averages jump to 1.5 and 1.6, respectively, during home games ... pulled down four rebounds and recorded her first collegiate steal against Indiana State (11/28) ... pulled down a career-high six rebounds at Missouri (12/29) and tallied her first collegiate block ... scored a career-high four points against Eastern Kentucky (1/17) while playing in a career-high 20 minutes ... Southeast Scholar Athlete.

Prep: Played at Cornerstone Christian High School in San Antonio, Texas ... coached by Donna Reid ... averaged 10.0 and 8.0 rebounds per game her senior season ... averaged 12.0 points and 8.0 rebounds as a junior ... competed on the track team.

Personal: Born Sept. 9, 1989 ... daughter of Daryl and Angela Holmes ... father Daryl played football at Nebraska and was a teammate with current Redhawk head football coach Tony Samuel ... majoring in Mass Communications.

CAREER STATS

Season	GP-GS	FG-FGA	Pct.	3P-3PA	Pct.	FT-FTA	Pct.	Reb.	Avg.	Ast.	Blk.	Stl.	Pts.	Avg.
2008-09	26-0	12-34	.353	0-0	.000	4-8	.500	35	1.3	1	2	3	28	1.1
2009-10	19-2	3-11	.273	0-0	.000	2-4	.500	19	1.0	3	4	2	8	0.4
2010-11	22-4	7-22	.318	0-1	.000	2-7	.286	32	1.5	5	13	5	16	0.7
TOTAL	67-6	22-67	.328	0-1	.000	8-19	.421	86	1.3	9	19	10	52	0.8

SOUTHEAST MISSOURI STATE UNIVERSITY REDHAWKS BASKETBALL

Holmes' 2010-11 Game-by-Game Summary

Opponent	Date	gs	min	Total		3-Pointers		Free throws		Rebounds				pf	a	t/o	blk	stl	pts	avg	
				fg-fga	pct	3fg-fga	pct	ft-fa	pct	off	def	tot	avg								
vs Jackson State	11/13/10		5	0-0	.000	0-0	.000	0-0	.000	0	0	0	0.0	0	0	0	1	0	0	0.0	
NORTHERN IOWA	11/17/10		10	0-0	.000	0-0	.000	1-2	.500	0	2	2	1.0	1	0	2	1	0	1	0.5	
at LOUISVILLE	11/19/10		12	0-0	.000	0-0	.000	0-1	.000	1	0	1	1.0	5	0	0	0	1	0	0.3	
at UT Arlington	11/27/10		4	0-0	.000	0-0	.000	0-0	.000	0	0	0	0.8	2	0	0	0	0	0	0.3	
at Green Bay	12/10/10		14	0-0	.000	0-0	.000	0-0	.000	0	3	3	1.2	3	0	2	1	0	0	0.2	
at Jacksonville State	12/19/10		4	0-0	.000	0-0	.000	0-0	.000	0	0	0	1.0	1	0	0	0	0	0	0.2	
at Tennessee Tech	12/21/10		11	1-1	1.000	0-0	.000	0-0	.000	0	0	0	0.9	1	0	0	0	0	2	0.4	
LINDENWOOD-BELLEVIL	12/30/10		21	2-4	.500	0-0	.000	0-0	.000	1	1	2	1.0	4	1	2	0	0	4	0.9	
at Notre Dame	01/02/11		3	0-0	.000	0-0	.000	0-0	.000	0	0	0	0.9	0	0	0	0	0	0	0.8	
EASTERN ILLINOIS	01/08/11		1	0-0	.000	0-0	.000	0-0	.000	0	0	0	0.8	0	0	0	0	0	0	0.7	
MOREHEAD STATE	01/13/11		8	0-0	.000	0-0	.000	0-0	.000	0	1	1	0.8	0	0	0	0	0	0	0.6	
at UT Martin	01/19/11		8	0-0	.000	0-0	.000	0-0	.000	0	0	0	0.8	3	0	0	0	1	0	0.6	
at Murray State	01/22/11		7	0-0	.000	0-0	.000	0-0	.000	2	0	2	0.8	1	0	0	1	0	0	0.5	
TENNESSEE TECH	01/29/11		9	1-1	1.000	0-0	.000	0-2	.000	1	1	2	0.9	0	1	0	0	0	2	0.6	
at Eastern Illinois	02/05/11		3	0-0	.000	0-0	.000	0-0	.000	1	0	1	0.9	1	0	1	0	0	0	0.6	
at Eastern Kentucky	02/10/11		8	0-0	.000	0-0	.000	1-2	.500	0	0	0	0.9	1	0	0	0	0	1	0.6	
at Morehead State	02/12/11		9	0-1	.000	0-0	.000	0-0	.000	2	0	2	0.9	2	0	3	0	0	0	0.6	
MURRAY STATE	02/17/11		16	0-2	.000	0-1	.000	0-0	.000	1	0	1	0.9	1	0	1	0	0	0	0.6	
UT MARTIN	02/19/11	*	34	2-4	.500	0-0	.000	0-0	.000	4	2	6	1.2	4	1	1	2	0	4	0.7	
at SIUE	02/21/11	*	24	0-4	.000	0-0	.000	0-0	.000	0	4	4	1.4	0	1	1	4	3	0	0.7	
at Tennessee State Univer	02/24/11	*	22	1-3	.333	0-0	.000	0-0	.000	2	0	2	1.4	1	0	0	1	0	2	0.8	
at Austin Peay	02/26/11	*	16	0-2	.000	0-0	.000	0-0	.000	0	3	3	1.5	3	1	3	2	0	0	0.7	
Totals			4	249	7-22	.318	0-1	.000	2-7	.286	15	17	32	1.5	34	5	16	13	5	16	0.7





SOUTHEAST MISSOURI STATE UNIVERSITY REDHAWKS BASKETBALL



#25 KATIE NORMAN

**5-9 • Junior
Guard**

Freeport, Ill. • Freeport

2010-11 : Played in all 29 games and started all but three of those contests ... tied for the team lead in scoring with 8.9 points per game and led the team with 28.1 minutes per game ... drilled a team-best 31 three-point field goals ... finished second on the team with 31 steals and 46 assists ... led the Redhawks in scoring eight times and topped all Southeast players in rebounding three times ... scored in double figures 10 times, tied for the most on the team ... scored a season-high 19 points twice on 7-for-11 shooting (2-for-4 three-point) against Austin Peay (12/2) ... Recorded six double-figure scoring efforts in a seven-game span from Dec. 19-Jan. 15 ... pulled down a season-high six rebounds on four separate occasions ... tallied 18 points, five rebounds and shot a season-best 4-for-5 from beyond the arc at Jacksonville State (12/19) ... poured in 17 points, six rebounds and a career-high four assists at Tennessee Tech (12/21) ... recorded three steals on five occasions.

2009-10 : Played in all 28 games, starting 19 ... started last 15 games of the season ... led team with 202 points scored, field goal attempts and field goals made ... tied for third on the team with a 7.2 points per game average ... second on the team in field goal percentage ... second on the team in assists (46) and steals (23) ... led the team with 15 blocked shots ... shot .306 percent from three-point range to rank third on the team ... ranked third on the team with a .789 free throw percentage ... averaged 8.3 ppg, 3.5 rpg and shot .350 percent from three-point range in OVC contests ... was 22-26 from the free throw line in OVC games ... averaged 8.6 ppg in home games ... led team in scoring in three games ... scored in double-digits in six games ... had a season-high 19 points on 7-11 shooting (5-7 from three-point range) vs. Morehead State (2/13) ... scored a team-high 12 points vs. Austin Peay ... finished with 11 points at Jacksonville State (1/28) ... scored ten points on 4-5 shooting in season opener vs. UMSL (11/13) ... finished with ten points off the bench vs. Bethel (12/9) ... averaged 3.0 rebounds per game ... recorded seven or more rebounds in two games ... recorded a season-high seven rebounds vs. Murray State (1/23) ... finished with six rebounds vs. SIUE (2/2) ... led team in assists in four games ... led team in blocks in nine games ... season-high two blocked shots at Eastern Illinois (1/9), vs. UT Martin (1/21) and at UT Martin (2/20) ... led team in steals in six games ... recorded three or more steals in two games ... had a season-high three steals vs. Murray State (1/23) ... went 5-5 from the free throw line vs. Tennessee Tech (1/2) ... member of the OVC Commissioner's Honor Roll ... Southeast Scholar Athlete.

Prep: Played at Freeport High School in Freeport, Illinois ... coached by Ryan Pierce ... 2009 First Team Class 3A All-State selection ... 2009 Chicago Sun Times All-State Second Team selection ... led her team to back-to-back state title game appearances ... 2009 NIC-10 MVP ... four-time All-Conference selection ... averaged 12.0 ppg, a team-best 5.1 apg and 4.3 rpg as a senior ... scored 1,309 points in her prep career which ranks fourth on the school's all-time list ... ranks second all-time in assists (534), fifth in steals (276) and seventh in blocks (75) ... only player in school history to record a tripledouble ... Scholar Athlete ... also played volleyball where she was an All-Conference Honorable Mention selection as a senior ... High Honor Roll Student.

Personal: Born July 5, 1990 ... daughter of Pete Norman and Melissa Crippen ... father is the Director of Athletics and former men's head basketball coach at Highland Community College ... her brother Eric plays baseball at Highland Community College.

CAREER STATS

Season	GP-GS	FG-FGA	Pct.	3P-3PA	Pct.	FT-FTA	Pct.	Reb.	Avg.	Ast.	Blk.	Stl.	Pts.	Avg.
2009-10	28-19	73-195	.374	26-85	.306	30-38	.789	83	3.0	46	15	23	202	7.2
2010-11	29-26	91-249	.365	31-114	.272	44-56	.786	108	3.7	46	6	31	257	8.9
TOTAL	57-45	164-444	.369	57-199	.286	74-94	.787	191	3.4	92	21	54	459	8.1

SOUTHEAST MISSOURI STATE UNIVERSITY REDHAWKS BASKETBALL


Norman's 2010-11 Game-by-Game Summary

Opponent	Date	gs	min	Total		3-Pointers		Free throws		Rebounds				pf	a	t/o	blk	stl	pts	avg	
				fg-fga	pct	3fg-fga	pct	ft-fa	pct	off	def	tot	avg								
vs Sam Houston State	11/12/10	*	26	0-7	.000	0-3	.000	3-4	.750	2	4	6	6.0	4	2	2	0	0	3	3.0	
vs Jackson State	11/13/10	*	31	6-14	.429	0-2	.000	0-0	.000	2	2	4	5.0	2	3	2	0	1	12	7.5	
NORTHERN IOWA	11/17/10	*	34	3-9	.333	1-2	.500	0-0	.000	0	5	5	5.0	3	2	5	1	1	7	7.3	
at LOUISVILLE	11/19/10	*	24	2-8	.250	2-5	.400	0-0	.000	1	0	1	4.0	2	0	1	0	0	6	7.0	
MARYVILLE	11/23/10	*	20	2-8	.250	0-3	.000	1-4	.250	2	3	5	4.2	4	1	1	0	0	5	6.6	
at UT Arlington	11/27/10	*	27	1-5	.200	0-2	.000	0-0	.000	2	3	5	4.3	2	0	0	0	0	2	5.8	
AUSTIN PEAY	12/02/10		33	7-11	.636	2-4	.500	3-4	.750	1	1	2	4.0	3	1	0	0	1	19	7.7	
TENNESSEE STATE UNIV	12/04/10	*	31	3-7	.429	1-3	.333	1-2	.500	1	4	5	4.1	4	1	3	1	2	8	7.8	
WESTERN MICHIGAN	12/07/10	*	35	5-7	.714	1-3	.333	0-0	.000	3	2	5	4.2	3	3	3	1	3	11	8.1	
at Green Bay	12/10/10		22	2-7	.286	0-4	.000	0-0	.000	1	4	5	4.3	2	2	2	0	0	4	7.7	
at Jacksonville State	12/19/10	*	34	6-9	.667	4-5	.800	2-2	1.000	0	5	5	4.4	2	1	5	0	2	18	8.6	
at Tennessee Tech	12/21/10	*	33	6-9	.667	1-4	.250	4-5	.800	0	6	6	4.5	3	4	2	0	1	17	9.3	
LINDENWOOD-BELLEVIL	12/30/10	*	21	6-11	.545	3-5	.600	3-3	1.000	1	2	3	4.4	3	2	0	0	0	18	10.0	
at Notre Dame	01/02/11	*	28	1-9	.111	1-6	.167	0-0	.000	0	1	1	4.1	2	1	3	0	0	3	9.5	
EASTERN ILLINOIS	01/08/11	*	36	2-9	.222	0-3	.000	6-6	1.000	2	2	4	4.1	4	1	5	0	3	10	9.5	
MOREHEAD STATE	01/13/11	*	29	6-12	.500	2-4	.500	2-2	1.000	2	1	3	4.1	2	1	1	0	1	16	9.9	
EASTERN KENTUCKY	01/15/11	*	38	6-9	.667	3-5	.600	0-0	.000	1	5	6	4.2	3	1	1	0	0	15	10.2	
at UT Martin	01/19/11	*	25	3-8	.375	0-3	.000	0-1	.000	0	3	3	4.1	1	4	0	0	1	6	10.0	
at Murray State	01/22/11	*	29	3-8	.375	1-4	.250	2-2	1.000	2	4	6	4.2	2	2	2	1	2	9	9.9	
JACKSONVILLE STATE	01/27/11	*	30	2-7	.286	0-3	.000	4-6	.667	0	4	4	4.2	2	1	3	1	2	8	9.9	
TENNESSEE TECH	01/29/11	*	35	4-10	.400	2-5	.400	4-5	.800	0	3	3	4.1	3	2	4	0	3	14	10.0	
at Eastern Illinois	02/05/11	*	30	1-9	.111	0-4	.000	0-0	.000	1	4	5	4.2	4	1	4	1	0	2	9.7	
at Eastern Kentucky	02/10/11	*	23	1-3	.333	1-3	.333	0-0	.000	0	3	3	4.1	3	3	2	0	0	3	9.4	
at Morehead State	02/12/11	*	27	2-9	.222	2-5	.400	3-4	.750	0	1	1	4.0	1	0	4	0	0	9	9.4	
MURRAY STATE	02/17/11	*	25	2-15	.133	0-7	.000	2-2	1.000	0	3	3	4.0	1	1	0	0	1	6	9.2	
UT MARTIN	02/19/11		13	3-6	.500	2-4	.500	0-0	.000	0	0	0	3.8	0	0	2	0	0	8	9.2	
at SIUE	02/21/11	*	22	1-6	.167	1-5	.200	2-2	1.000	1	2	3	3.8	5	2	0	0	3	5	9.0	
at Tennessee State Univer	02/24/11	*	31	1-7	.143	0-3	.000	2-2	1.000	1	2	3	3.8	4	2	5	0	3	4	8.9	
at Austin Peay	02/26/11	*	24	4-10	.400	1-5	.200	0-0	.000	1	2	3	3.7	2	2	2	0	1	9	8.9	
Totals			26	816	91-249	.365	31-114	.272	44-56	.786	27	81	108	3.7	76	46	64	6	31	257	8.9





SOUTHEAST MISSOURI STATE UNIVERSITY REDHAWKS BASKETBALL



#32 PATRICIA MACK

**6-0 • Sophomore
Forward**

Columbus, Ohio • Mifflin

2010-11 : Played in two games ... scored two points and grabbed one rebound in the season opener against Sam Houston State (11/12).

2009-10 : Played in 27 games, making nine starts ... averaged 4.9 points and 5.4 rebounds per game ... averaged 5.8 points per game and 6.1 rebounds per game in OVC contests ... in home games, averaged 6.4 rebounds per game ... led the team in scoring in four games ... recorded five double-digit scoring games ... tied for the team lead with two double-doubles ... had first career double-double vs. Tennessee Tech (1/2) with 12 points and a season-high 13 rebounds ... recorded ten points and 12 rebounds vs. Murray State (1/23) ... had a season-high 13 points and collected eight rebounds vs. SIUE (2/2) ... scored 12 points and recorded eight rebounds at Jacksonville State (1/28) ... played a season-high 33 minutes at Tennessee Tech, finishing with 11 points and nine rebounds ... tied for the team lead in rebounding average ... second on the team with 145 total rebounds ... averaged a team-high 3.9 defensive rebounds per game ... led the team in rebounding ten times ... recorded four double-digit rebounding games ... had seven or more rebounds in nine games ... tied season-high with 13 rebounds vs. Jacksonville State (1/4) ... collected a season-high eight offensive rebounds vs. Murray State (1/23) ... finished with ten rebounds vs. Morehead State (2/13) ... third on the team with 34 assists ... led the team in assists in three games ... finished with a season-high four assists at Jacksonville State (1/28) ... second on the team with 11 blocks ... led the team in blocks in six games ... had a season-high three blocks at Tennessee Tech (1/30) ... finished with two blocks at Missouri State (11/21) ... led the team in steals in seven games ... had three or more steals in two games ... season-high three steals at Eastern Illinois (1/9) and vs. SIUE (2/2) ... made eight three-pointers ... made first career start at Indiana State (11/24) ... South-east Scholar Athlete.

Prep: Played at Mifflin High School in Columbus, Ohio ... coached by Troy Taylor ... All-Ohio Honorable Mention ... Columbus Dispatch All-Metro First Team ... two-time All-City selection ... averaged 12.0 ppg and 8.0 rpg for the Lady Punchers during her senior season ... team advanced to the Division II "Sweet 16" in the Ohio State Tournament ... team reached the semifinals her junior season ... averaged 9.0 ppg as the team's starting forward her junior season ... named team MVP her senior season ... heading into her senior season she was rated as one of the top 100 players in the state of Ohio by ESPN.com ... played volleyball and softball ... Honor Roll Student.

Personal: Born Jan. 16, 1991 ... daughter of Patrick Mack and Elizabeth Smoot ... her brother Patrick Phelps plays football at Wesley College ... majoring in nursing.

CAREER STATS

Season	GP-GS	FG-FGA	Pct.	3P-3PA	Pct.	FT-FTA	Pct.	Reb.	Avg.	Ast.	Blk.	Stl.	Pts.	Avg.
2009-10	19-7	51-145	.352	8-36	.222	23-47	.489	145	5.4	34	11	20	133	4.9
2010-11	2-0	1-3	.333	0-0	.000	0-1	.000	1	0.5	0	0	0	2	1.0
TOTAL	29-9	52-148	.351	8-36	.222	23-48	.479	146	5.0	34	11	20	135	4.7

SOUTHEAST MISSOURI STATE UNIVERSITY REDHAWKS BASKETBALL

Mack's 2010-11 Game-by-Game Summary

Opponent	Date	gs	min	Total		3-Pointers		Free throws		Rebounds				pf	a	t/o	blk	stl	pts	avg
				fg-fga	pct	3fg-fga	pct	ft-fa	pct	off	def	tot	avg							
vs Sam Houston State	11/12/10		14	1-2	.500	0-0	.000	0-1	.000	1	0	1	1.0	2	0	2	0	0	2	2.0
vs Jackson State	11/13/10		4	0-1	.000	0-0	.000	0-0	.000	0	0	0	0.5	2	0	1	0	0	0	1.0
Totals		0	18	1-3	.333	0-0	.000	0-1	.000	1	0	1	0.5	4	0	3	0	0	2	1.0





SOUTHEAST MISSOURI STATE UNIVERSITY REDHAWKS BASKETBALL



#40 BAILIE ROBERTS

5-10 • Junior

Forward

Maryville, Tenn. • Maryville

2010-11 : The team's first option off the bench played in 24 games with four starts ... finished second on the team in rebounding (4.2 rebounds per game) and field goal percentage (.372) ... also ranked third on the team in scoring (7.6 points per game) ... averaged 21.8 minutes per game ... scored in double figures eight times ... led the Redhawks in scoring four times and rebounding on six occasions ... opened the season with two-straight double digit scoring games: 12 points against Sam Houston State (11/12) and 14 points against Jackson State (11/13) ... narrowly missed a double-double with 14 points and nine rebounds at UT Martin (1/19) ... tied a season-high with nine rebounds at Eastern Kentucky ... posted a career-high six steals against Maryville (11/23).

2009-10 : Played in 22 games, starting 19 ... second on the team in points (198) and scoring (9.0 points per game) ... led the team in field goal percentage at .397 ... second on the team in three-point percentage at .333 ... finished third on the team in rebounds (106) and rebound average (4.8 rebounds per game) ... shot .721 from the free-throw line ... averaged 9.4 points per game and 5.3 rebounds per game in OVC contests ... in home games, averaged 9.5 points per game, 5.1 rebounds per game and shot .455 percent from the field ... led the team in scoring in six games ... scored in double-digits in ten games ... tied for the team lead with two double-doubles ... recorded first collegiate double-double with a season-high 17 points and 11 rebounds vs. Bethel (12/9) ... finished with 10 points and 10 rebounds vs. Tennessee State (2/25) ... scored 16 points on 7-14 shooting and collected eight rebounds at UT Martin (2/20) ... finished with a team-high 13 points on 5-6 shooting (3-3 from three-point range) vs. Jacksonville State (1/4) ... scored 12 points vs. Central Arkansas (12/19) ... in collegiate debut vs. UMSL (11/13), scored 12 points, collected three steals, four assists and six rebounds ... led the team in rebounding in three games ... recorded seven or more rebounds in four games ... led the team in blocks in six games ... recorded first collegiate blocked shot vs. Green Bay (11/29) ... had a season-high three blocked shots at UT Martin (2/20) ... led team in steals in six games ... season-high four steals vs. Tennessee State (2/25) ... led team in assists in four games ... averaged 1.2 assists per game ... one of two freshman to start season-opener vs. UMSL (11/13) ... member of the OVC Commissioner's Honor Roll ... Southeast Scholar Athlete.

Prep: Played at Maryville High School in Maryville, Tennessee ... coached by Kim Bledsoe ... All-State Honorable Mention by the Knoxville News-Sentinel ... two-time All-Region selection ... threetime All-District selection ... four-time All-County selection ... named to the All-District All-Tournament team three times ... averaged 18.2 ppg, 7.0 rpg and 2.3 apg her senior season ... led team to District Championship her senior season ... averaged 17.0 points and 7.8 rebounds per game her junior season ... two-time Knoxville News-Sentinel Player of the Week selection as a junior ... played on the Tennessee Flight AAU team with current Redhawk teammate Erika Lane ... played softball ... was an All-Region and three-time All-District selection for the three-time District Softball Champions ... led softball team to a third place finish at state tournament ... Honor Roll Student.

Personal: Born Nov. 21, 1990 ... daughter of Jack and Lisa Roberts ... undecided in college major.

CAREER STATS

Season	GP-GS	FG-FGA	Pct.	3P-3PA	Pct.	FT-FTA	Pct.	Reb.	Avg.	Ast.	Blk.	Stl.	Pts.	Avg.
2009-10	22-19	73-184	.397	21-63	.333	31-43	.721	106	4.8	26	9	20	198	9.0
2010-11	24-4	74-199	.372	17-67	.254	18-25	.720	100	4.2	20	4	17	183	7.6
TOTAL	46-23	147-383	.384	38-130	.292	49-68	.721	206	4.5	46	13	37	381	8.3

SOUTHEAST MISSOURI STATE UNIVERSITY REDHAWKS BASKETBALL


Roberts' 2010-11 Game-by-Game Summary

Opponent	Date	gs	min	Total		3-Pointers		Free throws		Rebounds				pf	a	t/o	blk	stl	pts	avg
				fg-fga	pct	3fg-fga	pct	ft-fa	pct	off	def	tot	avg							
vs Sam Houston State	11/12/10		23	5-13	.385	1-4	.250	1-2	.500	2	3	5	5.0	3	1	5	0	3	12	12.0
vs Jackson State	11/13/10	*	20	4-9	.444	2-3	.667	4-4	1.000	1	2	3	4.0	1	3	0	0	0	14	13.0
NORTHERN IOWA	11/17/10	*	27	1-5	.200	1-2	.500	0-0	.000	1	1	2	3.3	2	1	0	0	0	3	9.7
at LOUISVILLE	11/19/10		23	3-14	.214	1-7	.143	2-2	1.000	3	4	7	4.3	4	1	3	0	0	9	9.5
MARYVILLE	11/23/10		22	2-7	.286	1-3	.333	0-0	.000	1	4	5	4.4	1	0	1	0	6	5	8.6
at UT Arlington	11/27/10		18	3-8	.375	0-1	.000	0-0	.000	1	1	2	4.0	3	2	3	1	0	6	8.2
AUSTIN PEAY	12/02/10		17	4-5	.800	2-2	1.000	0-0	.000	0	0	0	3.4	2	0	1	0	2	10	8.4
TENNESSEE STATE UNIV	12/04/10		19	1-8	.125	0-2	.000	0-0	.000	2	6	8	4.0	2	1	1	0	0	2	7.6
WESTERN MICHIGAN	12/07/10		20	0-6	.000	0-1	.000	1-2	.500	1	2	3	3.9	3	0	1	0	1	1	6.9
at Green Bay	12/10/10		19	4-8	.500	1-4	.250	2-2	1.000	0	2	2	3.7	3	0	1	0	0	11	7.3
at Jacksonville State	12/19/10		23	4-10	.400	1-4	.250	0-0	.000	2	1	3	3.6	3	0	2	0	1	9	7.5
at Tennessee Tech	12/21/10		18	1-4	.250	1-2	.500	0-0	.000	0	1	1	3.4	4	0	2	1	0	3	7.1
LINDENWOOD-BELLEVIL	12/30/10	*	17	4-7	.571	1-3	.333	2-2	1.000	1	5	6	3.6	5	1	2	2	1	11	7.4
at Notre Dame	01/02/11		28	2-10	.200	1-7	.143	0-0	.000	0	5	5	3.7	4	1	3	0	0	5	7.2
EASTERN ILLINOIS	01/08/11		24	2-9	.222	0-2	.000	0-0	.000	1	3	4	3.7	2	0	4	0	0	4	7.0
MOREHEAD STATE	01/13/11		29	6-12	.500	1-3	.333	1-2	.500	0	6	6	3.9	1	2	1	0	0	14	7.4
EASTERN KENTUCKY	01/15/11		21	4-9	.444	0-2	.000	0-0	.000	0	3	3	3.8	3	0	4	0	0	8	7.5
at UT Martin	01/19/11		25	6-13	.462	1-3	.333	1-4	.250	4	5	9	4.1	2	1	4	0	0	14	7.8
at Murray State	01/22/11		21	1-8	.125	0-3	.000	0-0	.000	0	1	1	3.9	1	2	1	0	0	2	7.5
JACKSONVILLE STATE	01/27/11		16	1-4	.250	0-1	.000	2-2	1.000	1	2	3	3.9	1	1	1	0	1	4	7.4
TENNESSEE TECH	01/29/11		20	4-7	.571	0-1	.000	0-0	.000	1	3	4	3.9	0	1	2	0	1	8	7.4
at Eastern Illinois	02/05/11	*	27	5-6	.833	1-2	.500	1-1	1.000	1	2	3	3.9	2	1	3	0	0	12	7.6
at Eastern Kentucky	02/10/11		24	4-9	.444	0-2	.000	0-0	.000	3	6	9	4.1	0	1	1	0	1	8	7.6
at Morehead State	02/12/11		23	3-8	.375	1-3	.333	1-2	.500	4	2	6	4.2	3	0	2	0	0	8	7.6
Totals		4	524	74-199	.372	17-67	.254	18-25	.720	30	70	100	4.2	55	20	48	4	17	183	7.6





SOUTHEAST MISSOURI STATE UNIVERSITY REDHAWKS BASKETBALL



#2 YELENA ROSADO

**5-8 • Freshman
Guard**

St. Louis, Mo. • North Tech

Prep: Lettered four times in basketball at North Technical HS ... earned first-team all-conference, all-district and all-state honors after averaging 17.5 points per game as a senior ... named district Player of the Year in 2010-11 ... scored over 1,000 career points ... averaged 13.7 points, 5.3 rebounds, 1.9 assists and 3.2 steals per game as a junior ... helped the team to a school-record 20 wins and its first ever District Championship and state tournament appearance ... in the District Championship game she recorded a game-high 33 points earning her all-district and St. Louis Post Dispatch High School Athlete of the Week honors ... made an immediate impact, being named Freshman of the Year by the St. Louis Post-Dispatch.

Personal: Full name is Yelena Esmeralda Rosado Escalera ... born Dec. 20, 1992 in St. Louis, Mo. ... mother is Christina Rosado Escalera.



#10 ANNA STEFFEL

**5-5 • Freshman
Guard**

Defiance, Ohio • Tinora

Prep: Lettered four times each in basketball, volleyball and track and field ... led Tinora High School to four 20-win seasons ... led team in scoring each of her last three seasons ... guided team to 85-13 record in her career, the best four-year run in school history ... served as team captain as a junior and senior ... named first-team all-conference and all-district each of her last three years ... named honorable mention all-state twice ... garnered Academic All-Ohio honors from the Ohio High School Basketball Coaches Association

Personal: Full name is Anna Catherine Steffel ... born July 21, 1993 in Defiance, Ohio ... parents are Ed and Denise Steffel.

SOUTHEAST MISSOURI STATE UNIVERSITY REDHAWKS BASKETBALL




#11 ALLYSON BRADSHAW

**5-7 • Freshman
Guard**

Cape Girardeau, Mo. • Notre Dame

Prep: Lettered four times in basketball and three times each in soccer and volleyball for Notre Dame Regional HS ... led her basketball team to a runner-up finish in the 2010 Class 4 State Tournament ... starting point guard since her freshman season, ... garnered second-team all-state honors after averaging 15.2 points, 4.8 assists and 3.1 steals per game during the Bulldogs' state title run ... also shot 54-percent from the field and over 40-percent from three-point range ... named first team all-district, all-region and all-conference in leading the state's No. 2 ranked team to a 26-5 record ... three-sport star for the Bulldogs, playing and starting for both the volleyball and soccer teams the last two years ... as a member of the volleyball team she was one of the team's top outside hitters and helped the team to back-to-back state volleyball Final Four appearances.

Personal: Full name is Allyson Marie Bradshaw ... born Dec. 14, 1992 in Cape Girardeau, Mo. ... parents are Scott and Michelle Bradshaw.



#14 BROOKE TAYLOR

**6-1 • Redshirt Freshman
Forward**

Bismarck, Mo. • Bismarck

2010-11: Redshirted due to illness.

Prep: Played at Bismarck High School in Bismarck, Missouri ... Four-time All-State selection ... four-time All-Conference, All-District and All-Region selection ... led team to a 23-4 record and conference title as a senior ... averaged 23.8 points, 9.9 rebounds and 4 steals per game as a senior ... shot 48-percent from the field and 82-percent from the free-throw line ... scored 30 or more points in five games ... team captain ... averaged 32.4 points, 13.6 rebounds, 4 steals, 4.4 assists and 1.5 blocks per game as a junior ... shot 50-percent from the field including 58-percent from three-point range ... shot 80-percent from the free throw line ... scored a season-high 40 points in the Class 2 Sectional game ... averaged 24.6 points and 13.1 rebounds per game as a sophomore ... as a freshman, averaged 17.9 points, 11.2 rebounds and 3.7 blocks per game ... school record holder in points and rebounds ... coached by Julie Ward ... member of the volleyball team ... three-time All-State selection in volleyball ... captain of the volleyball team ... honor roll student

Personal: Born Feb. 26, 1992 ... daughter of Lonnie Taylor and Darlene Weber ... majoring in Exceptional Child Education.



**SOUTHEAST MISSOURI STATE UNIVERSITY REDHAWKS
OPPONENTS**



SOUTHEAST MISSOURI STATE UNIVERSITY REDHAWKS BASKETBALL



North Carolina State
Nov. 11, 2011

General Information

Location Raleigh, N.C.
Founded 1887
Enrollment 34,376
Nickname Wolfpack
Colors Red and White
Arena Reynolds Coliseum
Capacity 8,560
Conference Atlantic Coast Conference
President Dr. Randy Woodson
Athletic Director Deborah A. Yow

Website gopack.com

Sports Information

Contact Mark Kimmel
Office Phone (919) 515-1183
Cell (919) 819-8334
Email mark_kimmel@ncsu.edu

Coaching Staff

Head Coach Kellie Harper
Career Record 131-96

Record at School 34-31
Assistant Coach .. Stephanie McCormick
Jon Harper
Ken Griffin

Team Information

2010-11 Record 14-17
ACC Record/Place 4-10/10th
Starters Returning/Lost 4/1
Letterwinners Returning/Lost 11/3



Saint Louis
Nov. 13, 2011

General Information

Location St. Louis, Mo.
Founded 1818
Enrollment 13,785
Nickname Billikens
Colors Royal Blue and White
Arena Chaifetz Arena
Capacity 10,600
Conference Atlantic 10
President Lawrence Biondi, S.J.
Athletics Director Chris May

Website slubillikens.com

Sports Information

Contact Mickey Smith
Office Phone (314) 977-3463
Cell Phone (314) 610-8496
E-Mail msmit145@slu.edu

Coaching Staff

Head Coach Shimmy Gray-Miller
Career Record 60-116

Record at School 60-116
Assistant Coach Stephanie Dacey
Honey Brown
Glenn Box

Team Information

2010-11 Record 7-22
A-10 Record/Place 1-13/Tie-13th
Starters Returning/Lost 4/2
Letterwinners Returning/Lost 7/5



Illinois-Chicago
Nov. 15, 2011

General Information

Location Chicago, Ill.
Founded 1896
Enrollment 27,309
Nickname Flames
Colors Navy Blue and Fire Engine Red
Arena UIC Pavilion
Capacity n/a
Conference Horizon League
President Paula Allen-Meares
Athletic Director Jim Schmidt

Website uicflames.com

Sports Information

Contact Mike Laninga
Office Phone (312) 996-5881
Cell Phone (815) 370-6055
Email mlaninga@uic.edu

Coaching Staff

Head Coach Regina Miller
Career Record 235-226

Record at School n/a
Assistant Coach Frozena Jerro
Marc Lowe
Amanda VanZeben

Team Information

2010-11 Record 14-16
Horizon League Record/Place ... 9-9/5th
Starters Returning/Lost 3/2
Letterwinners Returning/Lost 7/5



Ole Miss
Nov. 21, 2011

General Information

Location Oxford, Miss.
Founded 1848
Enrollment 20,824
Nickname Rebels
Colors Red and Blue
Arena Tad Smith Coliseum
Capacity 9,061
Conference Southeastern
President Dr. Dan Jones
Athletic Director Pete Boone

Website olemisssports.com

Sports Information

Contact Kristen Saibini
Office Phone (662) 915-7896
Cell (662) 832-3332
Email klsaibin@olemiss.edu

Coaching Staff

Head Coach Renee Ladner
Career Record 58-65

Record at School same
Associate Head Coach Jocelyn McGillberry
Assistant Coach Armintie Price
David Graves

Team Information

2010-11 Record 10-19
SEC Record/Place 3-13/n/a
Starters Returning/Lost 4/1
Letterwinners Returning/Lost 11/4



SOUTHEAST MISSOURI STATE UNIVERSITY REDHAWKS BASKETBALL



UAB
Nov. 25, 2011

General Information

Location Birmingham, Ala.
Founded 1969
Enrollment 17,543
Nickname Blazers
Colors Forest Green and Old Gold
Arena Bartow Arena
Capacity 8,500
Conference Conference USA
President Dr. Carol Garrison
Athletics Director Brian Mackin

Website uabsports.com

Sports Information

Contact Tyson Mathews
Office Phone (205) 996-2576
Cell Phone (205) 504-4566
Email tmathews@uab.edu

Coaching Staff

Head Coach Audra Smith
Career Record 101-110

Record at UAB same
Assistant Coaches Daryl Oliver
Marc Wilson
Kathy Allen

Team Information

2010-11 Record 20-15
C-USA Record/Place 7-9/T-7th
Starters Returning/Lost 4/1
Letterwinners Returning/Lost 9/2



Samford
Nov. 26, 2011

General Information

Location Birmingham, Ala.
Founded 1841
Enrollment 4,715
Nickname Bulldogs
Colors Red and Blue
Arena Pete Hanna Center
Capacity 5,000
Conference Southern
President Dr. Andrew Westmoreland
Athletic Director Martin Newton

Website samfordsports.com

Sports Information

Contact Joey Mullins
Office Phone (205) 726-2799
Cell Phone (205) 532-3477
Email jmmulli1@samford.edu

Coaching Staff

Head Coach Mike Morris
Career Record 162-105

Record at School 162-105
Assistant Coaches Andrea Ward
Katherine Katz
Michael Scruggs

Team Information

2010-11 Record 25-8
Southern Record/Place 15-5/2nd
Starters Returning/Lost 3/2
Letterwinners Returning/Lost 7/1



Arkansas State
Nov. 29, 2011

General Information

Location Jonesboro, Ark.
Founded 1909
Enrollment 13,448
Nickname Red Wolves
Colors Scarlet & Black
Arena Convocation Center
Capacity 10,727
Conference Sun Belt
Interim President Dr. Robert Potts
Director of Athletics Dr. Dean Lee

Website AStateRedWolves.com

Sports Information

Contact Van Provenge
Office Phone 870-972-2707
Cell Phone 870-897-5010
Email vprovenge@astate.edu

Coaching Staff

Head Coach Brian Boyer
Record at School 181-153

Career Record 181-153
Assistant Coaches Tanya Ray
Jennifer Sullivan
Leslie Larsen

Team Information

2010-11 Record 18-14
Sun Belt Record/Place 9-7



Northern Iowa
Dec. 1, 2011

General Information

Location Cedar Falls, Iowa
Founded 1876
Enrollment 13,080
Nickname Panthers
Colors Purple and Old Gold
Arena McLeod Center
Capacity 6,650
Conference Missouri Valley
President Benjamin Allen
Athletics Director Troy Dannen

Website unipanthers.com

Sports Information

Contact Kara Moran
Office Phone (319) 273-5455
Cell Phone (319) 415-0991
Email kara.moran@uni.edu

Coaching Staff

Head Coach Tanya Warren
Record at School 68-59

Career Record Same
Assistant Coaches Brad Nelson
Adam DeJoode
Sami Allison

Team Information

2010-11 Record 27-6
Missouri Valley Record/Place 17-1/1st
Starters Returning/Lost 3/2
Letterwinners Returning/Lost 8/3

SOUTHEAST MISSOURI STATE UNIVERSITY REDHAWKS BASKETBALL



Lindenwood
Dec. 3, 2011

General Information

Location St. Charles, Mo.
Founded 1827
Enrollment 8,787
Nickname Lady Lions
Colors Black and Gold
Arena Hyland Arena
Capacity 3,000
Conference Independent
President Dr. James D. Evans
Athletic Director John Creer

Website lindenwoodlions.com

Sports Information

Contact Mike Morgan
Office Phone (636) 627-2534
Cell Phone (636) 578-6484
Email mmorgan1@lindenwood.edu

Coaching Staff

Head Coach Tony Francis
Career Record 21-10

Record at School Same
Assistant Coach Melanie Schmit

Team Information

2010-11 Record 21-10
Starters Returning/Lost 3/2
Letterwinners Returning/Lost 7/5



Western Michigan
Dec. 10, 2011

General Information

Location Kalamazoo, Mich.
Founded 1903
Enrollment 25,045
Nickname Broncos
Colors Brown and Gold
Arena University Arena
Capacity 5,421
Conference Mid-American
President Dr. John M. Dunn
Athletics Director Kathy Beauregard

Website wmubroncos.com

Sports Information

Contact Kristin Keirns
Office Phone (269) 387-4123
E-Mail kristin.keirns@wmich.edu

Coaching Staff

Head Coach Tasha McDowell
Career Record 28-62
Record at School same

Assistant Coach .. Kristin Koetsier-Miller
Phil Sayers
Andrew Wodrich

Team Information

2010-11 Record 9-21
MAC Record/Place 5-11



Central Michigan
Dec. 18, 2011

General Information

Location Mount Pleasant, Mich..
Founded 1892
Enrollment 28,389
Nickname Chippewas
Colors Maroon and Gold
Arena McGuirk Arena
Capacity 5,300
Conference Mid-American
President Dr. George E. Ross
Athletic Director Dave Heeke

Website cmuchippewas.com

Sports Information

Contact Erin Mowrey
Office Phone (989) 774-1763
Cell Phone (989) 400-9064
Email erin.mowrey@cmich.edu

Coaching Staff

Head Coach Sue Guevara
Career Record 179-148

Record at School 56-66
Assistant Coach Kathy McGee
Mahogany Green
Heather Oesterle

Team Information

2010-11 Record 20-11
MAC Record 11-5
Starters Returning/Lost 3/2
Letterwinners Returning/Lost 6/2



Wright State
Dec. 19, 2011

General Information

Location Dayton, Ohio
Founded 1964
Enrollment 19,793
Nickname Raiders
Colors Hunter Green and Gold
Arena Ervin J. Nutter Center
Capacity 11,019
Conference Horizon League
President Dr. David Hopkins
Athletic Director Bob Grant

Website wsuraiders.com

Sports Information

Contact Matt Zircher
Office Phone (937) 775-2816
Email matt.zircher@wright.edu

Coaching Staff

Head Coach Mike Bradbury
Career Record 70-57
Record at School 20-13

Assistant Coaches Harry Elifson
Valerie King
Katrina Merriweather

Team Information

2010-11 Record 20-13
Horizon League Record/Finish 11-7/4th
Starters Returning/Lost 3/2
Letterwinners Returning/Lost 5/7



SOUTHEAST MISSOURI STATE UNIVERSITY REDHAWKS BASKETBALL



Longwood
Dec. 20, 2011

General Information

LocationFarmville, Va.
Founded 1839
Enrollment 4,098
Nickname Lancers
Colors Blue and White
Arena Willett Hall
Capacity 1,807
Conference Independent
President Patrick Finnegan
Athletics Director Troy Austin

Websitelongwoodlancers.com

Sports Information

Contact Stuart Smith
Office Phone (434) 395-2718
Email smiths2b@longwood.edu

Coaching Staff

Head Coach Bill Reinson
Career Record 6-17
Record at School Same

Assistant Coaches Wanisha Smith
Lindsay Schrader
Jenny Poff

Team Information

2010-11 Record 7-23
Starters Returning/Lost 4/1
Letterwinners Returning/Lost 8/5



Morehead State
Dec. 28, 2011

General Information

Location Morehead, Ky.
Founded 1887
Enrollment 10,235
Nickname Eagles
Colors Blue and Gold
Arena Johnson Arena
Capacity 6,500
Conference Ohio Valley Conference
President Dr. Wayne D. Andrews
Athletic Director Brian Hutchinson

Website msueagles.com

Sports Information

Contact Matt Schabert
Office Phone (606) 783-2556
Cell (606) 207-5116
Email m.schabert@moreheadstate.edu

Coaching Staff

Head Coach Tom Hodges
Career Record 21-10

Record at School Same
Assistant Coach Eric White
Christian Stefanopoulos
indsey Hicks

Team Information

2010-11 Record 21-10
OVC Record/Place 13-5/3rd
Starters Returning/Lost 4/1
Letterwinners Returning/Lost 7/4



Murray State
Dec. 31, 2011/Jan. 11, 2012

General Information

Location Murray, Ky.
Founded 1922
Enrollment 10,200
Nickname Racers
Colors Navy and Gold
Arena CFSB Center
Capacity 8,500
Conference Ohio Valley
President Dr. Randy J. Dunn
Athletic Director Allen Ward

Website goracers.com

Sports Information

Contact Teri LaJeunesse
Office (270) 809-3351
Cell (270) 293-0595
Email teri.lajeunesse@murraystate.edu

Coaching Staff

Head Coach Rob Cross
Career Record 45-47

Record at School Same
Assistant Coach Tony Cross
Victoria Jones
Benita Buggs

Team Information

2010-11 Record 9-21
OVC Record/Place 5-13/tied 7th
Starters Returning/Lost 4/1
Letterwinners Returning/Lost 9/4



Jacksonville State
Jan. 2/Jan. 23, 2012

General Information

Location Jacksonville, Ala.
Founded 1883
Enrollment 9,490
Colors Red and White
Nickname Gamecocks
Arena Pete Mathews Coliseum
Capacity 5,500
Conference Ohio Valley
President Dr. William A. Meehan
Athletic Director Warren Koegel

Website jsugamecocksports.com

Sports Information

Contact Tony Schmidt
Office Phone (256) 782-5377
Cell Phone (256) 689-8524
Email aschmidt@jsu.edu

Coaching Staff

Head Coach Annette Watts
Career Record 154-142

Record at School 10-21
Assistant Coach Dee Bell
Shaneka Bates
Yvette Sparks

Team Information

2010-11 Record 10-21
OVC Record/Place 6-12/6th
Starters Returning/Lost 3/2
Letterwinners Returning/Lost 5/5

SOUTHEAST MISSOURI STATE UNIVERSITY REDHAWKS BASKETBALL



Eastern Kentucky
Jan. 7, 2012

General Information

Location Richmond, Ky.
Founded 1906
Enrollment 16,515
Nickname Lady Colonels
Colors Maroon and White
Conference Ohio Valley Conference
Arena McBrayer Arena
Capacity 6,500
President Dr. Doug Whitlock
Athletic Director Mark Sandy

Website ekusports.com

Sports Information

Contact Kevin Britton
Office Phone (859) 622-2006
Cell Phone (859) 358-8359
Email kevin.britton@eku.edu

Coaching Staff

Head Coach Chrissy Roberts
Record at School 25-58

Career Record Same
Assistant Coach Melissa Kolbe
Kent Miller
Candice Finley

Team Information

2010-11 Record 6-21
OVC Record/Place 3-15/10th
Starters Returning/Lost 3/2
Letterwinners Returning/Lost 5/7



Eastern Illinois
Jan. 14/Feb. 1, 2012

General Information

Location Charleston, Ill.
Founded 1895
Enrollment 11,630
Nickname Panthers
Colors Blue and Gray
Arena Lantz Arena
Capacity 5,300
Conference Ohio Valley
President Dr. William Perry
Athletic Director Barbara Burke

Website eiupanthers.com

Sports Information

Contact Greg Lautzenheiser
Phone (217) 581-7020
Email glautzenheiser@eiu.edu

Coaching Staff

Head Coach Brady Sallee
Career Record 114-101
Record at School Same

Associate Head Coach Lee Buchanan
Assistant Coach Quacy Timmons
Rachel Galligan

Team Information

2010-11 Record 18-13
OVC Record/Place 13-5/tie 3rd
Starters Returning/Lost 5/0
Letterwinners Returning/Lost 10/2



SIU Edwardsville
Jan. 16/Feb. 13, 2012

General Information

Location Edwardsville, Ill.
Founded 1957
Enrollment 14,235
Nickname Cougars
Colors Red and White
Arena Vadalabene Center
Capacity 4,000
Conference Ohio Valley
President Dr. Vaughn Vandegrift
Athletics Director Dr. Bradley Hewitt

Website siuecougars.com

Sports Information

Contact Eric Hess
Office Phone (618) 650-3608
E-Mail ehess@siue.edu

Coaching Staff

Head Coach Amanda Levens
Career Record 24-64
Record at School 24-64

Assistant Coach Laura Gonsalves
Jenn Bradley
Jocelyn Duke

Team Information

2010-11 record 11-19
Conference Record/Place N/A
Starters Returning/Lost 4/1
Letterwinners Returning/Lost 9/2



Tennessee Tech
Jan. 21, 2012

General Information

Location Cookeville, Tenn.
Founded 1915
Enrollment 11,385
Nickname Golden Eagles
School Colors Purple and Gold
Arena Eblen Center
Capacity 9,280
Conference Ohio Valley
President Dr. Robert (Bob) Bell
Athletics Director Mark Wilson

Website ttusports.com

Sports Information

Contact Nick Burns
Office Phone (931) 372-6139
Email nburns@tnitech.edu

Coaching Staff

Head Coach Sytia Messer
Record at Tech 37-24
Career Record Same

Assistant Coaches Coretta Brown
Shellie Greenman

Team Information

2010-11 Record 23-8
OVC Record/Place 15-3/1st
Starters Returning/Lost 5/0
Letterwinners Returning/Lost 11/2



SOUTHEAST MISSOURI STATE UNIVERSITY REDHAWKS BASKETBALL



UT Martin
Jan. 28/Feb. 18, 2012

General Information

LocationMartin, Tenn.
Founded1900; Senior College, 1951
Enrollment7,913
NicknameSkyhawks
ColorsNavy Blue & Orange
ArenaSkyhawk Arena
Capacity6,700
ConferenceOhio Valley
ChancellorDr. Tom Rakes
Athletics DirectorPhil Dane
Websiteutmsports.com

Sports Information

Contact..... Joe Lofaro
Office Phone.....(731) 881-7632
Cell Phone(731) 514-2905
Email.....jlofaro@utm.edu

Coaching Staff

Head Coach Kevin McMillan
Career Record32-30
Record at School.....Same
Assistant Coach Brian Haskins
David Russell
Stacie Evans

Team Information

2010-11 Record..... 21-11
OVC Record/Place 13-5/ Second
Starters Returning/Lost..... 4/1
Letterwinners Returning/Lost 10/4



Austin Peay
Jan. 30/Feb. 25, 2012

General Information

Location Clarksville, Tenn.
Founded1927
Enrollment10,723
NicknameLady Gobs
ColorsRed and White
ArenaDave Aaron Arena
Capacity7,257
ConferenceOhio Valley
PresidentTimothy Hall
Athletic DirectorDave Loos
Websiteapsugovernors.com

Sports Information

Contact..... Cody Bush
Office Phone.....(931) 221-7561
Cell Phone(931) 980-4940
Email.....bushc@apsu.edu

Coaching Staff

Head Coach Carrie Daniels
Career Record63-95
Record at School.....Same
Assistant Coach Brooke Armistead
Jessica Grayson
David Midlick

Team Information

2010-11 Record..... 15-18
Conference Record/Place 12-6 5th
Starters Returning/Lost..... 4/1
Letterwinners Returning/Lost 7/6



Tennessee State
Feb. 4, 2012

General Information

LocationNashville, Tenn.
Founded1912
Enrollment8,000
ColorsReflex Blue and White
NicknameLady Tigers
ArenaGentry Center
Capacity10,600
ConferenceOhio Valley
PresidentDr. Portia H. Shields
Athletic DirectorTeresa L. Phillips
Websitetsutigers.com

Sports Information

Contact.....Zekeya Anderson
Office Phone.....(615)963-1867
Email.....zanderson01@tnstate.edu

Coaching Staff

Head Coach Tracee Wells
Career Record68-133
Record at School.....Same
Assistant Coach Donna Wynn
Marcus Payne
Joe Bonham

Team Information

2010-11 Record..... 9-21
OVC Record/Place 5-13/t-7th
Starters Returning/Lost..... 4/1
Letterwinners Returning/Lost 9/2

SOUTHEAST MISSOURI STATE UNIVERSITY REDHAWKS BASKETBALL

ALL-TIME SERIES RECORDS

TEAM	W-L		
Abilene Christian	1-0	Henderson State	3-0
Alabama State	1-0	Howard Payne	1-0
Alaska-Anchorage	1-0	ILLINOIS-CHICAGO	2-2
Alcorn State	3-1	Illinois College	1-0
Arkansas-Little Rock	2-2	Indianapolis	1-0
ARKANSAS STATE	3-4	Indiana State	0-5
Augustana College	1-0	IPFW	1-1
AUSTIN PEAY	19-22	Jackson State	1-0
Baylor	0-2	JACKSONVILLE STATE	9-3
Belleville Area College	0-1	Johnson C. Smith	1-0
Belmont	3-2	Kansas State	0-1
Bethel University	2-0	Kentucky Wesleyan	5-1
Bowling Green	0-1	Langston	0-1
Brigham Young	0-1	Lincoln	18-7
Buffalo	2-0	LINDENWOOD	FIRST MEETING
California Poly-Pomona	1-0	Lindenwood-Belleville	1-0
Carthage	2-0	Lipscomb	3-3
Central Arkansas	3-2	LONGWOOD	FIRST MEETING
Central Methodist	1-0	LOUISIANA-MONROE@	1-1
CENTRAL MICHIGAN	FIRST MEETING	Louisiana Tech	0-1
Central Missouri	7-27	Louisville	0-1
Chicago State	4-0	Lyon College	1-0
Christian Brothers	5-6	MacMurray College	1-0
Cleveland State	2-0	Martin Methodist	1-0
Colorado Christian	1-0	Maryville	1-0
Colorado College	1-0	McKendree College	5-0
Cumberland	1-0	Mankato State	1-0
Danville Area College	1-0	Memphis	0-2
Delta State	3-1	Meramec C.C.	4-5
EASTERN ILLINOIS	16-13	Metropolitan State	1-0
EASTERN KENTUCKY	13-26	Middle Tennessee State	4-16
East Tennessee State	1-2	Millikin	2-0
Eastern Washington	0-1	MISSISSIPPI	0-1
Elmhurst College	1-0	Mississippi State	0-1
Evangel College	1-1	Mississippi Valley State	2-1
Evansville	4-3	Missouri	1-13
Florida International	2-0	Missouri Baptist	8-0
Florida State	0-2	Missouri-Kansas City (UMKC)	4-1
Forest Park C.C.	4-3	Missouri-Rolla	23-8
Gardner-Webb	1-0	Missouri-St. Louis	27-5
Green Bay	0-2	Missouri Southern	6-0
Greenville College	0-1	Missouri State+	2-10
Harris-Stowe	2-0	Missouri Western	2-0
Hawai'i	0-1	Montana	0-1
		Moorhead State (Minn.)	1-0
		MOREHEAD STATE	21-13
		Morningside College	2-0
		MURRAY STATE	27-21
		Nat'l. College of Education	2-0
		Nebraska-Omaha	2-0
		Nevada	0-1
		Nevada-Las Vegas	0-1
		New Mexico State	0-1
		Nicholls State	1-0
		Norfolk State	1-0
		North Carolina Central	1-0
		NORTH CAROLINA ST. --FIRST MEETING	
		North Central College	0-1
		North Dakota State	0-2
		NorthEastern Illinois	3-0
		Northern Colorado	0-1
		Northern Kentucky	0-1
		Northern Illinois	1-2
		NORTHERN IOWA	0-2
		Northwest Missouri	19-10
		Northwest Tennessee	0-1
		Notre Dame	0-1
		Oklahoma	0-4
		Oakland City	8-0
		Oral Roberts	7-1
		Pittsburg State	5-0
		Prairie View A&M	1-0
		Providence	0-1
		Purdue	0-1
		Quincy College	5-0
		Quinnipiac	1-0
		Rust College	1-1
		St. Cloud State	1-0
		St. Francis College	0-1
		St. Mary's (Texas)	1-0
		SAINT LOUIS	7-8
		SAMFORD	10-3
		Southeastern Louisiana	1-0
		Southern Illinois	6-23
		SIU EDWARDSVILLE	18-9
		Southern Arkansas	1-0
		Southern Indiana*	6-1
		Southern Mississippi	1-1
		Southern University	0-1
		Southwest Baptist	11-0
		Southwestern	2-0
		Stanford	0-1
		Stetson	1-0
		Sul Ross State	1-0
		Tabor College	1-0
		Tarleton State	1-0
		Tennessee-Chanooga	1-0
		TENNESSEE MARTIN	29-23
		TENNESSEE STATE	14-21
		TENNESSEE TECH	14-28
		Texas A&M-Corpus Christi	0-1
		Texas Arlington	0-2
		Texas-El Paso	0-1
		Texas-Pan American	3-1
		Texas Southern	1-0
		Texas State	0-1
		Texas Tech	0-1
		Troy	0-2
		Truman State&	14-4
		Tulane	0-1
		Tulsa	3-2
		UAB	FIRST MEETING
		Utah	0-1
		Union	1-3
		Washburn	3-2
		Washington State	0-1
		Washington University (Mo.)	1-0
		West Texas State	1-2
		West Virginia Tech	1-0
		Western Illinois	4-2
		WESTERN MICHIGAN	1-0
		William Baptist	1-0
		William Woods	2-7
		Wisconsin-Milwaukee	2-4
		WRIGHT STATE	1-0

2011-12 OPPONENTS IN BOLD CAPS

+ - Formerly Southwest Missouri St.
& - Formerly Northeast Missouri St.
@ - Formerly Southwestern Louisiana
* - Formerly Indiana State-Evansville





SOUTHEAST MISSOURI STATE UNIVERSITY REDHAWKS BASKETBALL

OVC SERIES HISTORY

Austin Peay

19-22

(H: 11-7, A: 8-11, N: 0-2)

Year	Result	SEMO	OPP
1988-89	W	72	58
1991-92	W*	79	72
	W	69	68
1992-93	W	70	63
	W*	77	45
1993-94	W	76	66
	L*	69	78
1994-95	W*	88	86
	L	73	82
1995-96	L	60	81
	W*	50	64
1996-97	L	58	86
	L*	60	77
1997-98	W*	77	76
	L	58	69
1998-99	W	69	55
	W*	76	56
1990-00	W*	74	72
	L	71	95
2000-01	W	87	80
	L*	66	67
2001-02	W*	86	67
	W	80	68
	L	67	76
2002-03	L	45	58
	L*	78	80
	L	61	85
2003-04	L*	54	64
	L	65	68
	L	55	72
2006-07	L	60	75
	W*	67	56
	W*	58	54
2007-08	W	70	54
	W*	67	47
2008-09	L*	50	61
	L	74	80
2009-10	L	63	76
	L*	60	77
2010-11	L*	57	65
	L	57	71

Eastern Illinois

16-11

(H: 8-4, A: 8-6, N: 0-3)

Year	Result	SEMO	OPP
1978-79	L	50	56
1981-82	L	66	81
1996-97	L*	70	77
	L	54	89
1997-98	W*	48	41
	L	45	72
1998-99	W	75	64
1999-00	W*	83	70
	W	89	75

2000-01	W	77	71
	L*	47	70
2001-02	W	77	68
	W*	79	51
2002-03	W*	74	59
	W	82	64
	W*	79	76
2003-04	W	77	76
2005-06	L	61	70
2006-07	W*	77	60
	W	63	42
2007-08	W	55	51
	W*	46	41
	L	52	40
2008-09	W*	58	51
	L	53	73
2009-10	L	39	67
	L	41	71
2010-11	L*	43	68
	L	49	74

Eastern Kentucky

13-26

(H: 7-10, A: 6-15, N: 0-1)

Year	Result	SEMO	OPP
1984-85	L	64	70
1991-92	L*	57	79
	L	59	78
1992-93	L*	60	66
	L	58	65
1993-94	L	58	74
	L*	67	83
1994-95	L*	79	86
	L	71	78
1995-96	L	73	79
	W*	90	82
1996-97*	L*	55	71
	L	44	81
1997-98	L	58	97
	L*	77	86
	L	75	92
1998-99	W (2OT)	101	93
	L	61	62
1999-00	W*	87	66
	L (OT)	86	91
2000-01	L	82	89
	L*	82	91
2001-02	L*	67	94
	L	73	82
2002-03	L	77	88
	L*	75	81
2003-04	W*	88	78
2004-05	L	62	66
	L (OT)	73	84
2006-07	W	64	62
	W*	73	72
2007-08	W	72	67
	W*	68	52
2008-09	W*	71	54
	W	66	56

2009-10	W	43	41
	L*	45	50
2010-11	W*	74	58
	W	64	57

Jacksonville State

9-3

(H: 4-1, A: 3-2, N: 0-0)

Year	Result	SEMO	OPP
2003-04	L	83	95
2006-07	W*	90	83
	W	85	50
2007-08	W	83	71
	W*	85	42
	W*	67	45
2008-09	W	82	60
	W*	57	37
2009-10	W*	56	53
	W	52	47
2010-11	L	48	62
	L*	49	51

Morehead State

21-13

(H: 6-3, A: 7-8)

Year	Result	SEMO	OPP
1981-82	W*	60	46
1992-93	W*	80	75
	W	74	62
1993-94	L	73	80
	W*	72	54
1994-95	W*	81	78
	W	87	69
1995-96	L	83	95
	W*	84	79
1996-97	W*	75	72
	L	68	83
1997-98	L (OT)	95	98
	W* (OT)	82	74
1998-99	W*	65	58
	W	104	70
1999-00	W*	85	62
	W	82	76
2000-01	W	67	66
	W*	81	61
2001-02	L*	70	79
	L	72	79
2002-03	W	83	63
	W*	78	64
2003-04	W*	88	62
2006-07	L	58	68
	W*	84	70
2007-08	W*	66	58
	W	50	48
2008-09	L*	68	74
	L	54	55
2009-10	L	37	75
	L*	50	65
2010-11	L*	69	85
	L	40	89

Murray State

27-21

(H: 15-8, A: 9-11, N: 1-0)

Year	Result	SEMO	OPP
1976-77	L	38	63
1984-85	L*	64	66
1989-90	L	68	72
1990-91	W*	76	56
1991-92	W	74	73
	W*	78	60*
1992-93	W*	70	67
	W	86	72
1993-94	W	70	61
	W*	83	65
1994-95	L*	77	80
	L	64	65
1995-96	L	61	76
	W*	77	69
	L*	56	73
1996-97	L	50	52
	W*	66	62
1997-98	W	74	65
	L*	65	66
1998-99	W*	78	59
	L	63	64
	W*	66	60
1999-00	L	49	54
	L*	55	66
2000-01	W*	74	66
	L	61	62
2001-02	W	64	59
	W*	72	64
2002-03	W*	82	69
	W	62	53
2003-04	W*	74	60
	L	59	64
	W*	76	51
2006-07	W	67	61
	W* (2OT)	66	63
	W	62	60
2007-08	L*	71	68
	W	81	74
2008-09	L	65	80
	W*	69	51
2009-10	L*	72	90
	L	52	61
2010-11	W	48	44
	L*	34	54

SIU EDWARDSVILLE

18-9

(H: 11-3, A: 7-5, N: 0-1)

Year	Result	SEMO	OPP
1977-78	L	58	67
	L*	53	59
1978-79	L*	61	62
	W	53	50
1979-80	W*	77	53
	W	59	57

SOUTHEAST MISSOURI STATE UNIVERSITY REDHAWKS BASKETBALL

OVC SERIES HISTORY

1980-81	W*	99	76
	L	67	71
1981-82	W*	75	71
1982-83	W*	78	60
1983-84	W	76	52
1984-85	W*	72	58
	W	52	46
1985-86	W*	80	48
	W	71	54
1986-87	W	55	50
	W*	83	55
1987-88	W*	77	55
	L	57	65
1988-89	L	66	74
	W*	87	52
1989-90	W	91	72
	W*	99	68
1990-91	L	57	58
	W*	98	64
2009-10	L*	57	59
2010-11	L	51	60

UT Martin 29-21

(H: 17-9, A: 12-12)

Year	Result	SEMO	OPP
1976-77	L	33	83
1977-78*	L*	35	74
	L	47	67
1978-79*	L*	48	73
1979-80*	L*	61	64
1982-83	L (OT)	72	82
1984-85	W	85	73
	W*	71	57
1985-86	W*	79	68
	W	71	59
1986-87	W*	78	59
	W	67	65
1987-88	W	79	78
	W*	73	66
1988-89	W*	81	51
	W	72	68
1990-91	W*	78	66
1992-93	W	69	50
	W*	80	56
1993-94	W*	96	61
	W	84	76
1994-95	W	63	61
	L*	89	91
1995-96	W*	86	68
	L	84	86
1996-97	L*	53	66
	L	60	61
1997-98	L	58	80
	L*	64	79
1998-99	W*	75	55
	L	70	84
1999-00	L	65	71
	L*	64	74
2000-01	W*	79	66

	W	80	67
	L*	63	68
2001-02	W	77	53
	W*	61	51
2002-03	W*	70	49
	L	59	60
2003-04	W*	83	60
	L	75	78
2006-07	L	54	63
	W*	58	52
2007-08	W* (OT)	58	51
	W	53	43
2008-09	W	62	54
	W*	58	39
2009-10	L*	46	49
	L	43	65
2010-11	L	69	92
	L*	55	85

Tennessee State 14-21

(H: 10-7, A: 4-13, N: 0-1)

Year	Result	SEMO	OPP
1991-92	L	44	50
	W*	70	48
1992-93	L	59	68
	L*	67	71
1993-94	L	59	68
	W*	96	61
1994-95	L	51	88
	L	61	68
1995-96	W*	69	48
	W	71	68
1996-97	L	54	82
	L*	70	84
1997-98	W*	74	65
	L	39	73
1998-99	L	63	48
	W*	74	71
1999-00	W*	58	46
	L	60	65
2000-01	W	82	80
	W*	95	84
2001-02	L*	79	80
	L	73	77
2002-03	L*	77	84
2003-04	W*	102	45
2006-07	W	67	53
	W*	64	46
2007-08	L*	49	61
	W	70	51
2008-09	L*	55	59
	L	54	70
	L	66	77
2009-10	L	50	54
	L*	63	76
2010-11	W*	51	46
	L	35	58

Tennessee Tech

14-26

(H: 9-9, A: 4-16, N: 1-1)

Year	Result	SEMO	OPP
1991-92	L	58	83
	L*	71	83
	L	74	87
1992-93	L*	67	69
	L	53	73
1993-94	W*	70	56
	L	53	71
1994-95	L	49	73
	L*	62	72
	L	59	82
1995-96	W*	87	81
	W	63	62
1996-97	L	68	75
	L*	67	85
1997-98	L*	60	66
	L	52	65
1998-99	L	64	82
	W*	74	70
	L	62	73
1999-00	L	61	65
	L*	65	82
2000-01	L*	79	80
	L	75	89
2001-02	L	77	80
	L*	79	88
2002-03	W*	86	80
	W	76	72
	W	78	65
2003-04	W*	102	90
	L	57	65
2004-05	L	78	80
2005-06	L* (OT)	77	81
2006-07	L	58	59
	W*	77	52
2007-08	W*	66	60
	W	49	39
2008-09	W	56	41
	W*	61	55
2009-10	W*	61	56
	L	56	59
2010-11	L	48	62
	L*	59	69

* designates home game

OVC Tournament All-Time Tournament Championship Breakdown

Tennessee Tech	-----9
Austin Peay	-----7
Middle Tennessee	-----6
Tennessee State	-----2
Eastern Kentucky	-----2
Morehead State	-----1
Murray State	-----1
Southeast Missouri	-----1*
UT Martin	-----1

* - Team had two tournament championships before
NCAA penalties were imposed

Team Records in OVC Tournament

Austin Peay (1962-present)	-----26-12
Eastern Illinois (1996-present)	-----6-10
Eastern Kentucky (1948-present)	-----13-19
Jacksonville State (2003-present)	-----2-6
Middle Tennessee (1952-00)	-----22-13
Morehead State (1948-present)	-----10-20
Murray State (1948-present)	-----11-18
Samford (2003-08)	-----3-4
Southeast Missouri (1991-present)	-----8-14*
Tennessee State (1986-present)	-----6-12
Tennessee Tech (1949-present)	-----42-20
UT Martin (1992-present)	-----9-11
Western Kentucky (1948-82)	-----2-2
Youngstown State (1980-88)	-----0-4

* - Team had a 13-14 record before NCAA penalties were
imposed (eliminating five victories)



SOUTHEAST MISSOURI STATE UNIVERSITY REDHAWKS
2010-11 REVIEW



SOUTHEAST MISSOURI STATE UNIVERSITY REDHAWKS BASKETBALL

RECORD:	OVERALL	HOME	AWAY	NEUTRAL
ALL GAMES	8-21	5-8	2-12	1-1
CONFERENCE	4-14	2-7	2-7	0-0
NON-CONFERENCE	4-7	3-1	0-5	1-1

Date	Opponent	Score	Att.	High Points	High Rebounds
11/12/10	+vs Sam Houston State	51-60 L	2748	(12)ROBERTS, Bailie	(8)HARRIEL, Brittany
11/13/10	+vs Jackson State	W 55-37	203	(14)ROBERTS, Bailie	(7)HARRIEL, Brittany
					(7)LANE, Erika
11/17/10	NORTHERN IOWA	57-70 L	616	(17)HARRIEL, Brittany	(5)NORMAN, Katie
					(5)HARRIEL, Brittany
11/19/10	at LOUISVILLE	43-97 L	6705	(9)ROBERTS, Bailie	(7)ROBERTS, Bailie
11/23/10	MARYVILLE	W 61-48	508	(16)EVANS, Karley	(8)SHIFFER, Courtney
					(8)HARRIEL, Brittany
11/27/10	at UT Arlington	40-54 L	359	(15)HARRIEL, Brittany	(7)HARRIEL, Brittany
12/02/10	*AUSTIN PEAY	57-65 L	564	(19)NORMAN, Katie	(7)HARRIEL, Brittany
12/04/10	*TENNESSEE STATE UNIVERSI	W 51-46	573	(10)EVANS, Karley	(9)HARRIEL, Brittany
				(10)DAVIS, Jasmine	
12/07/10	WESTERN MICHIGAN	W 60-56	660	(12)HARRIEL, Brittany	(6)HARRIEL, Brittany
				(12)BECK, Bianca	
12/10/10	at Green Bay	40-74 L	1730	(11)ROBERTS, Bailie	(6)MILLER, Monica
12/19/10	*at Jacksonville State	48-62 L	519	(18)NORMAN, Katie	(5)NORMAN, Katie
12/21/10	*at Tennessee Tech	48-62 L	942	(17)NORMAN, Katie	(6)NORMAN, Katie
12/30/10	LINDENWOOD-BELLEVILLE	W 77-46	379	(18)NORMAN, Katie	(7)DAVIS, Jasmine
01/02/11	at Notre Dame	21-97 L	8653	(6)DAVIS, Jasmine	(5)ROBERTS, Bailie
01/08/11	*EASTERN ILLINOIS	43-68 L	535	(15)HARRIEL, Brittany	(9)HARRIEL, Brittany
01/13/11	*MOREHEAD STATE	69-85 L	746	(16)NORMAN, Katie	(6)ROBERTS, Bailie
01/15/11	*EASTERN KENTUCKY	W 74-58	2353	(15)NORMAN, Katie	(12)HARRIEL, Brittany
01/19/11	*at UT Martin	62-92 L	1658	(15)DAVIS, Jasmine	(9)ROBERTS, Bailie
01/22/11	*at Murray State	W 48-44	4830	(11)FIELDS, Shelah	(13)HARRIEL, Brittany
01/27/11	*JACKSONVILLE STATE	49-51 L	614	(10)LANE, Erika	(10)HARRIEL, Brittany
01/29/11	*TENNESSEE TECH	59-69 L	1672	(14)NORMAN, Katie	(5)HARRIEL, Brittany
02/05/11	*at Eastern Illinois	49-74 L	888	(17)HARRIEL, Brittany	(7)SHIFFER, Courtney
02/10/11	*at Eastern Kentucky	W 64-57	250	(23)HARRIEL, Brittany	(9)ROBERTS, Bailie
02/12/11	*at Morehead State	40-89 L	2786	(9)DAVIS, Jasmine	(6)HARRIEL, Brittany
				(9)LANE, Erika	(6)ROBERTS, Bailie
				(9)NORMAN, Katie	
02/17/11	*MURRAY STATE	34-54 L	335	(9)SHIFFER, Courtney	(9)HARRIEL, Brittany
02/19/11	*UT MARTIN	55-85 L	811	(13)LANE, Erika	(6)HOLMES, Amber
					(6)SHIFFER, Courtney
					(6)HARRIEL, Brittany
02/21/11	at SIUE	51-60 L	505	(17)SHIFFER, Courtney	(7)HARRIEL, Brittany
02/24/11	*at Tennessee State University	35-58 L	438	(12)HARRIEL, Brittany	(8)HARRIEL, Brittany
02/26/11	*at Austin Peay	51-71 L	1583	(14)HARRIEL, Brittany	(12)HARRIEL, Brittany

* = Conference game

+ = Inn at Ole Miss Classic

Attendance Summary	Games	Attend	Avg/Game
Home	13	10366	797
Away	14	31846	2275
Neutral	2	2951	1476
Total	29	45163	1557



SOUTHEAST MISSOURI STATE UNIVERSITY REDHAWKS BASKETBALL

#	Player	gp-gs	min	avg	Total		3-Point		F-Throw		Rebounds				pf	dq	a	to	blk	stl	pts	avg
					fg-fga	fg%	3fg-fga	3fg%	ft-fa	ft%	off	def	tot	avg								
25	NORMAN, Katie	29-26	816	28.1	91-249	.365	31-114	.272	44-56	.786	27	81	108	3.7	76	1	46	64	6	31	257	8.9
04	HARRIEL, Brittany	29-26	813	28.0	94-224	.420	24-74	.324	45-55	.818	43	151	194	6.7	76	3	21	58	18	17	257	8.9
40	ROBERTS, Bailie	24-4	524	21.8	74-199	.372	17-67	.254	18-25	.720	30	70	100	4.2	55	1	20	48	4	17	183	7.6
21	EVANS, Karley	20-14	460	23.0	36-102	.353	17-64	.266	35-47	.745	6	34	40	2.0	29	0	37	53	0	9	124	6.2
05	LANE, Erika	21-7	438	20.9	47-148	.318	17-59	.288	18-29	.621	11	37	48	2.3	40	1	25	59	2	23	129	6.1
23	DAVIS, Jasmine	26-10	590	22.7	36-131	.275	15-55	.273	48-60	.800	10	42	52	2.0	47	0	49	51	1	15	135	5.2
15	SHIFFER, Courtney	29-29	690	23.8	46-134	.343	0-2	.000	49-78	.628	46	69	115	4.0	65	0	29	72	36	27	141	4.9
22	FIELDS, Shelah	26-5	366	14.1	42-132	.318	24-79	.304	16-19	.842	4	22	26	1.0	27	0	28	50	2	13	124	4.8
01	BECK, Bianca	29-20	728	25.1	36-131	.275	9-40	.225	33-59	.559	13	68	81	2.8	61	1	44	78	4	39	114	3.9
32	MACK, Patricia	2-0	18	9.0	1-3	.333	0-0	.000	0-1	.000	1	0	1	0.5	4	0	0	3	0	0	2	1.0
24	HOLMES, Amber	22-4	249	11.3	7-22	.318	0-1	.000	2-7	.286	15	17	32	1.5	34	1	5	16	13	5	16	0.7
10	MILLER, Monica	15-0	107	7.1	5-15	.333	0-0	.000	0-3	.000	8	6	14	0.9	6	0	7	5	1	4	10	0.7
Team											57	86	143				9					
Total.....		29	5799		515-1490	.346	154-555	.277	308-439	.702	271	683	954	32.9	520	8	311	566	87	200	1492	51.4
Opponents.....		29	5800		638-1628	.392	185-597	.310	428-604	.709	405	776	1181	40.7	485	-	439	494	99	301	1889	65.1

TEAM STATISTICS

	SEMO	OPP
SCORING	1492	1889
Points per game	51.4	65.1
Scoring margin	-13.7	-
FIELD GOALS-ATT	515-1490	638-1628
Field goal pct	.346	.392
3 POINT FG-ATT	154-555	185-597
3-point FG pct	.277	.310
3-pt FG made per game	5.3	6.4
FREE THROWS-ATT	308-439	428-604
Free throw pct	.702	.709
F-Throws made per game	10.6	14.8
REBOUNDS	954	1181
Rebounds per game	32.9	40.7
Rebounding margin	-7.8	-
ASSISTS	311	439
Assists per game	10.7	15.1
TURNOVERS	566	494
Turnovers per game	19.5	17.0
Turnover margin	-2.5	-
Assist/turnover ratio	0.5	0.9
STEALS	200	301
Steals per game	6.9	10.4
BLOCKS	87	99
Blocks per game	3.0	3.4
ATTENDANCE	10366	34797
Home games-Avg/Game	13-797	14-2275
Neutral site-Avg/Game	-	2-1476

Score by Periods

	1st	2nd	Totals
Southeast Missouri	688	804	1492
Opponents	865	1024	1889

	Date	Opponent		Score	Att.
+	11/12/10	vs Sam Houston State	L	51-60	2748
+	11/13/10	vs Jackson State	W	55-37	203
	11/17/10	NORTHERN IOWA	L	57-70	616
	11/19/10	at LOUISVILLE	L	43-97	6705
	11/23/10	MARYVILLE	W	61-48	508
	11/27/10	at UT Arlington	L	40-54	359
*	12/02/10	AUSTIN PEAY	L	57-65	564
*	12/04/10	TENNESSEE STATE UNIVERSITY	W	51-46	573
	12/07/10	WESTERN MICHIGAN	W	60-56	660
	12/10/10	at Green Bay	L	40-74	1730
*	12/19/10	at Jacksonville State	L	48-62	519
*	12/21/10	at Tennessee Tech	L	48-62	942
	12/30/10	LINDENWOOD-BELLEVILLE	W	77-46	379
	01/02/11	at Notre Dame	L	21-97	8653
*	01/08/11	EASTERN ILLINOIS	L	43-68	535
*	01/13/11	MOREHEAD STATE	L	69-85	746
*	01/15/11	EASTERN KENTUCKY	W	74-58	2353
*	01/19/11	at UT Martin	L	62-92	1658
*	01/22/11	at Murray State	W	48-44	4830
*	01/27/11	JACKSONVILLE STATE	L	49-51	614
*	01/29/11	TENNESSEE TECH	L	59-69	1672
*	02/05/11	at Eastern Illinois	L	49-74	888
*	02/10/11	at Eastern Kentucky	W	64-57	250
*	02/12/11	at Morehead State	L	40-89	2786
*	02/17/11	MURRAY STATE	L	34-54	335
*	02/19/11	UT MARTIN	L	55-85	811
	02/21/11	at SIUE	L	51-60	505
*	02/24/11	at Tennessee State University	L	35-58	438
*	02/26/11	at Austin Peay	L	51-71	1583

* = Conference game

+ = Inn at Ole Miss Classic

SOUTHEAST MISSOURI STATE UNIVERSITY REDHAWKS BASKETBALL

SUMMARY	Overall Statistics										Conference Statistics									
	gp-gs	min/g	fg%	3fg%	ft%	r/g	a/g	stl	blk	pts/g	gp-gs	min/g	fg%	3fg%	ft%	r/g	a/g	stl	blk	pts/g
HARRIEL, Brittany	29-26	28.0	.420	.324	.818	6.7	0.7	17	18	8.9	18-16	29.4	.428	.375	.811	7.3	0.6	11	13	9.9
NORMAN, Katie	29-26	28.1	.365	.272	.786	3.7	1.6	31	6	8.9	18-16	29.2	.392	.297	.814	3.6	1.6	23	4	10.1
ROBERTS, Bailie	24-4	21.8	.372	.254	.720	4.2	0.8	17	4	7.6	14-1	21.9	.411	.250	.545	4.3	0.7	6	1	7.6
EVANS, Karley	20-14	23.0	.353	.266	.745	2.0	1.9	9	0	6.2	10-8	26.1	.304	.233	.677	2.4	1.5	3	0	6.2
LANE, Erika	21-7	20.9	.318	.288	.621	2.3	1.2	23	2	6.1	13-7	22.7	.340	.394	.696	2.5	1.1	13	2	7.6
DAVIS, Jasmine	26-10	22.7	.275	.273	.800	2.0	1.9	15	1	5.2	17-4	23.6	.267	.250	.776	2.1	1.8	8	1	5.0
SHIFFER, Courtney	29-29	23.8	.343	.000	.628	4.0	1.0	27	36	4.9	18-18	23.6	.333	.000	.653	4.3	1.0	14	21	5.0
FIELDS, Shelah	26-5	14.1	.318	.304	.842	1.0	1.1	13	2	4.8	15-5	16.7	.291	.261	.867	1.5	1.4	10	2	4.7
BECK, Bianca	29-20	25.1	.275	.225	.559	2.8	1.5	39	4	3.9	18-12	22.6	.221	.111	.548	2.6	1.6	18	3	2.7
MACK, Patricia	2-0	9.0	.333	.000	.000	0.5	0.0	0	0	1.0										
HOLMES, Amber	22-4	11.3	.318	.000	.286	1.5	0.2	5	13	0.7	14-3	11.1	.357	.000	.250	1.4	0.2	1	6	0.8
MILLER, Monica	15-0	7.1	.333	.000	.000	0.9	0.5	4	1	0.7	6-0	7.2	.500	.000	.000	0.5	0.5	2	1	0.7
Totals	29		.346	.277	.702	32.9	10.7	200	87	51.4	18		.351	.285	.708	33.5	10.1	109	54	52.0
Opponent	29		.392	.310	.709	40.7	15.1	301	99	65.1	18		.387	.309	.719	40.1	15.1	173	60	66.1

SCORING	Overall Statistics								Conference Statistics							
	fg-fga	fg%	3fg-fga	3fg%	ft-fa	ft%	pts	pts/g	fg-fga	fg%	3fg-fga	3fg%	ft-fa	ft%	pts	pts/g
HARRIEL, Brittany	94-224	.420	24-74	.324	45-55	.818	257	8.9	65-152	.428	18-48	.375	30-37	.811	178	9.9
NORMAN, Katie	91-249	.365	31-114	.272	44-56	.786	257	8.9	62-158	.392	22-74	.297	35-43	.814	181	10.1
ROBERTS, Bailie	74-199	.372	17-67	.254	18-25	.720	183	7.6	46-112	.411	8-32	.250	6-11	.545	106	7.6
EVANS, Karley	36-102	.353	17-64	.266	35-47	.745	124	6.2	17-56	.304	7-30	.233	21-31	.677	62	6.2
LANE, Erika	47-148	.318	17-59	.288	18-29	.621	129	6.1	35-103	.340	13-33	.394	16-23	.696	99	7.6
DAVIS, Jasmine	36-131	.275	15-55	.273	48-60	.800	135	5.2	20-75	.267	7-28	.250	38-49	.776	85	5.0
SHIFFER, Courtney	46-134	.343	0-2	.000	49-78	.628	141	4.9	29-87	.333	0-2	.000	32-49	.653	90	5.0
FIELDS, Shelah	42-132	.318	24-79	.304	16-19	.842	124	4.8	23-79	.291	12-46	.261	13-15	.867	71	4.7
BECK, Bianca	36-131	.275	9-40	.225	33-59	.559	114	3.9	15-68	.221	2-18	.111	17-31	.548	49	2.7
MACK, Patricia	1-3	.333	0-0	.000	0-1	.000	2	1.0								
HOLMES, Amber	7-22	.318	0-1	.000	2-7	.286	16	0.7	5-14	.357	0-1	.000	1-4	.250	11	0.8
MILLER, Monica	5-15	.333	0-0	.000	0-3	.000	10	0.7	2-4	.500	0-0	.000	0-2	.000	4	0.7
Totals	515-1490	.346	154-555	.277	308-439	.702	1492	51.4	319-908	.351	89-312	.285	209-295	.708	936	52.0
Opponent	638-1628	.392	185-597	.310	428-604	.709	1889	65.1	401-1037	.387	127-411	.309	261-363	.719	1190	66.1

TOTALS	Overall Statistics										Conference Statistics									
	o-reb	d-reb	total	pf	fo	a	to	a/to	hi	pts	o-reb	d-reb	total	pf	fo	a	to	a/to	hi	pts
HARRIEL, Brittany	43	151	194	76	3	21	58	0.4	23		28	104	132	42	1	11	40	0.3	23	
NORMAN, Katie	27	81	108	76	1	46	64	0.7	19		12	53	65	44	0	28	45	0.6	19	
ROBERTS, Bailie	30	70	100	55	1	20	48	0.4	14		19	41	60	26	0	10	29	0.3	14	
EVANS, Karley	6	34	40	29	0	37	53	0.7	16		6	18	24	21	0	15	23	0.7	10	
LANE, Erika	11	37	48	40	1	25	59	0.4	17		6	26	32	27	1	14	42	0.3	17	
DAVIS, Jasmine	10	42	52	47	0	49	51	1.0	15		8	28	36	35	0	31	39	0.8	15	
SHIFFER, Courtney	46	69	115	65	0	29	72	0.4	17		32	46	78	43	0	18	41	0.4	13	
FIELDS, Shelah	4	22	26	27	0	28	50	0.6	15		4	18	22	19	0	21	36	0.6	11	
BECK, Bianca	13	68	81	61	1	44	78	0.6	12		10	37	47	38	0	28	51	0.5	8	
MACK, Patricia	1	0	1	4	0	0	3	0.0	2											
HOLMES, Amber	15	17	32	34	1	5	16	0.3	4		13	7	20	19	0	3	9	0.3	4	
MILLER, Monica	8	6	14	6	0	7	5	1.4	2		3	0	3	2	0	3	2	1.5	2	
Totals	271	683	954	520	8	311	566	0.5	77		172	431	603	316	2	182	359	0.5	74	
Opponent	405	776	1181	485	-	439	494	0.9	97		258	463	721	314	-	272	298	0.9	92	



SOUTHEAST MISSOURI STATE UNIVERSITY REDHAWKS BASKETBALL

Southeast Missouri - TEAM GAME HIGHS

POINTS	77	LINDENWOOD-BELLEVILLE (12/30/10)
	74	EASTERN KENTUCKY (01/15/11)
	69	MOREHEAD STATE (01/13/11)
	64	at Eastern Kentucky (02/10/11)
	62	at UT Martin (01/19/11)
FIELD GOALS MADE	31	LINDENWOOD-BELLEVILLE (12/30/10)
	26	MOREHEAD STATE (01/13/11)
FIELD GOAL ATTEMPTS	64	LINDENWOOD-BELLEVILLE (12/30/10)
	63	MOREHEAD STATE (01/13/11)
FIELD GOAL PERCENTAGE	.488 (21-43)	EASTERN KENTUCKY (01/15/11)
	.484 (31-64)	LINDENWOOD-BELLEVILLE (12/30/10)
3 PT FIELD GOALS MADE	10	MARYVILLE (11/23/10)
	8	LINDENWOOD-BELLEVILLE (12/30/10)
	8	at Jacksonville State (12/19/10)
3 PT FG ATTEMPTS	33	MARYVILLE (11/23/10)
	32	at Notre Dame (01/02/11)
3 PT FG PERCENTAGE	.545 (6-11)	NORTHERN IOWA (11/17/10)
	.444 (8-18)	at Jacksonville State (12/19/10)
FREE THROWS MADE	27	EASTERN KENTUCKY (01/15/11)
	24	TENNESSEE STATE UNIVERSITY (12/04/10)
FREE THROW ATTEMPTS	36	TENNESSEE STATE UNIVERSITY (12/04/10)
	34	EASTERN KENTUCKY (01/15/11)
FREE THROW PERCENTAGE	1.000 (2-2)	at Green Bay (12/10/10)
	.923 (12-13)	EASTERN ILLINOIS (01/08/11)
REBOUNDS	45	at Murray State (01/22/11)
	44	TENNESSEE STATE UNIVERSITY (12/04/10)
ASSISTS	24	LINDENWOOD-BELLEVILLE (12/30/10)
	16	at Eastern Kentucky (02/10/11)
	16	MARYVILLE (11/23/10)
STEALS	15	MARYVILLE (11/23/10)
	12	at SIUE (02/21/11)
	12	AUSTIN PEAY (12/02/10)
	12	vs Jackson State (11/13/10)
BLOCKED SHOTS	9	at Eastern Illinois (02/05/11)
	7	LINDENWOOD-BELLEVILLE (12/30/10)
TURNOVERS	30	vs Sam Houston State (11/12/10)
	28	at Morehead State (02/12/11)

Southeast Missouri - GAME LOWS

POINTS	21	at Notre Dame (01/02/11)
	34	MURRAY STATE (02/17/11)
	35	at Tennessee State University (02/24/11)
	40	at UT Arlington (11/27/10)
	40	at Green Bay (12/10/10)
	40	at Morehead State (02/12/11)
FIELD GOALS MADE	7	at Notre Dame (01/02/11)
	9	at Tennessee State University (02/24/11)
FIELD GOAL ATTEMPTS	38	NORTHERN IOWA (11/17/10)
	42	at Jacksonville State (12/19/10)
FIELD GOAL PERCENTAGE	.125 (7-56)	at Notre Dame (01/02/11)
	.188 (9-48)	at Tennessee State University (02/24/11)
3 PT FIELD GOALS MADE	1	MURRAY STATE (02/17/11)
	3	TENNESSEE STATE UNIVERSITY (12/04/10)
	3	EASTERN ILLINOIS (01/08/11)
	3	JACKSONVILLE STATE (01/27/11)
3 PT FG ATTEMPTS	11	NORTHERN IOWA (11/17/10)
	12	TENNESSEE STATE UNIVERSITY (12/04/10)
3 PT FG PERCENTAGE	.048 (1-21)	MURRAY STATE (02/17/11)
	.176 (3-17)	EASTERN ILLINOIS (01/08/11)
FREE THROWS MADE	1	at Notre Dame (01/02/11)
	2	at Green Bay (12/10/10)
	2	UT MARTIN (02/19/11)
FREE THROW ATTEMPTS	2	at Green Bay (12/10/10)
	2	at Notre Dame (01/02/11)
FREE THROW PERCENTAGE	.400 (2-5)	UT MARTIN (02/19/11)
	.500 (1-2)	at Notre Dame (01/02/11)
REBOUNDS	23	AUSTIN PEAY (12/02/10)
	24	at Notre Dame (01/02/11)
ASSISTS	4	MURRAY STATE (02/17/11)
	7	at Notre Dame (01/02/11)
	7	EASTERN ILLINOIS (01/08/11)
STEALS	2	EASTERN KENTUCKY (01/15/11)
	2	MURRAY STATE (02/17/11)
BLOCKED SHOTS	0	at UT Martin (01/19/11)
	0	at Eastern Kentucky (02/10/11)
TURNOVERS	10	LINDENWOOD-BELLEVILLE (12/30/10)
	11	MOREHEAD STATE (01/13/11)
	11	at Eastern Kentucky (02/10/11)

Opponent - GAME HIGHS

POINTS	97	at Notre Dame (01/02/11)
	97	at LOUISVILLE (11/19/10)
	92	at UT Martin (01/19/11)
	89	at Morehead State (02/12/11)
	85	UT MARTIN (02/19/11)
	85	MOREHEAD STATE (01/13/11)
FIELD GOALS MADE	37	at Notre Dame (01/02/11)
	33	at Morehead State (02/12/11)
FIELD GOAL ATTEMPTS	74	MOREHEAD STATE (01/13/11)
	71	at Notre Dame (01/02/11)
FIELD GOAL PERCENTAGE	.564 (31-55)	at LOUISVILLE (11/19/10)
	.537 (22-41)	AUSTIN PEAY (12/02/10)
3 PT FIELD GOALS MADE	17	at Morehead State (02/12/11)
	16	UT MARTIN (02/19/11)
3 PT FG ATTEMPTS	41	at UT Martin (01/19/11)
	38	at Morehead State (02/12/11)
3 PT FG PERCENTAGE	.500 (7-14)	at Eastern Illinois (02/05/11)
	.500 (6-12)	WESTERN MICHIGAN (12/07/10)
FREE THROWS MADE	28	at LOUISVILLE (11/19/10)
	23	at Eastern Illinois (02/05/11)
FREE THROW ATTEMPTS	38	at LOUISVILLE (11/19/10)
	28	at Eastern Illinois (02/05/11)
	28	at Notre Dame (01/02/11)
FREE THROW PERCENTAGE	.875 (14-16)	AUSTIN PEAY (12/02/10)
	.857 (6-7)	at Murray State (01/22/11)
REBOUNDS	66	at Notre Dame (01/02/11)
	52	MOREHEAD STATE (01/13/11)
ASSISTS	27	at Notre Dame (01/02/11)
	24	at Morehead State (02/12/11)
STEALS	19	at LOUISVILLE (11/19/10)
	18	vs Sam Houston State (11/12/10)
BLOCKED SHOTS	10	at Tennessee State University (02/24/11)
	9	at UT Arlington (11/27/10)
TURNOVERS	26	at Tennessee State University (02/24/11)
	25	vs Sam Houston State (11/12/10)

Opponent - GAME LOWS

POINTS	37	vs Jackson State (11/13/10)
	44	at Murray State (01/22/11)
	46	TENNESSEE STATE UNIVERSITY (12/04/10)
	46	LINDENWOOD-BELLEVILLE (12/30/10)
	48	MARYVILLE (11/23/10)
FIELD GOALS MADE	13	TENNESSEE STATE UNIVERSITY (12/04/10)
	14	LINDENWOOD-BELLEVILLE (12/30/10)
FIELD GOAL ATTEMPTS	41	AUSTIN PEAY (12/02/10)
	44	vs Jackson State (11/13/10)
FIELD GOAL PERCENTAGE	.255 (14-55)	LINDENWOOD-BELLEVILLE (12/30/10)
	.265 (13-49)	TENNESSEE STATE UNIVERSITY (12/04/10)
3 PT FIELD GOALS MADE	2	at Murray State (01/22/11)
	3	vs Jackson State (11/13/10)
	3	at Tennessee Tech (12/21/10)
	3	at SIUE (02/21/11)
	3	at Austin Peay (02/26/11)
3 PT FG ATTEMPTS	12	vs Jackson State (11/13/10)
	12	WESTERN MICHIGAN (12/07/10)
3 PT FG PERCENTAGE	.111 (2-18)	at Murray State (01/22/11)
	.150 (3-20)	at Tennessee Tech (12/21/10)
FREE THROWS MADE	2	vs Jackson State (11/13/10)
	6	MARYVILLE (11/23/10)
	6	at Murray State (01/22/11)
	6	at Morehead State (02/12/11)
FREE THROW ATTEMPTS	6	vs Jackson State (11/13/10)
	7	at Murray State (01/22/11)
FREE THROW PERCENTAGE	.333 (2-6)	vs Jackson State (11/13/10)
	.333 (6-18)	at Morehead State (02/12/11)
REBOUNDS	31	AUSTIN PEAY (12/02/10)
	32	vs Jackson State (11/13/10)
	32	MARYVILLE (11/23/10)
	32	EASTERN KENTUCKY (01/15/11)
ASSISTS	6	at UT Arlington (11/27/10)
	6	EASTERN KENTUCKY (01/15/11)
STEALS	4	LINDENWOOD-BELLEVILLE (12/30/10)
	5	at Eastern Kentucky (02/10/11)
BLOCKED SHOTS	0	EASTERN ILLINOIS (01/08/11)
	0	EASTERN KENTUCKY (01/15/11)
TURNOVERS	8	at Morehead State (02/12/11)
	9	at Austin Peay (02/26/11)

SOUTHEAST MISSOURI STATE UNIVERSITY REDHAWKS BASKETBALL

Points	G	Pts	Pts/G
NORMAN, Katie	29	257	8.9
HARRIEL, Brittany	29	257	8.9
ROBERTS, Bailie	24	183	7.6
SHIFFER, Courtney	29	141	4.9
DAVIS, Jasmine	26	135	5.2
LANE, Erika	21	129	6.1
EVANS, Karley	20	124	6.2
FIELDS, Shelah	26	124	4.8
BECK, Bianca	29	114	3.9
HOLMES, Amber	22	16	0.7
MILLER, Monica	15	10	0.7
MACK, Patricia	2	2	1.0

FG Percentage	FG	Att	Pct
HARRIEL, Brittany	94	224	.420
ROBERTS, Bailie	74	199	.372
NORMAN, Katie	91	249	.365
EVANS, Karley	36	102	.353
SHIFFER, Courtney	46	134	.343
MILLER, Monica	5	15	.333
MACK, Patricia	1	3	.333
FIELDS, Shelah	42	132	.318
HOLMES, Amber	7	22	.318
LANE, Erika	47	148	.318
BECK, Bianca	36	131	.275
DAVIS, Jasmine	36	131	.275

3-Point Percentage	3FG	Att	Pct
HARRIEL, Brittany	24	74	.324
FIELDS, Shelah	24	79	.304
LANE, Erika	17	59	.288
DAVIS, Jasmine	15	55	.273
NORMAN, Katie	31	114	.272
EVANS, Karley	17	64	.266
ROBERTS, Bailie	17	67	.254
BECK, Bianca	9	40	.225
HOLMES, Amber	0	1	.000
SHIFFER, Courtney	0	2	.000

Free Throw Percent	FG	Att	Pct
FIELDS, Shelah	16	19	.842
HARRIEL, Brittany	45	55	.818
DAVIS, Jasmine	48	60	.800
NORMAN, Katie	44	56	.786
EVANS, Karley	35	47	.745
ROBERTS, Bailie	18	25	.720
SHIFFER, Courtney	49	78	.628
LANE, Erika	18	29	.621
BECK, Bianca	33	59	.559
HOLMES, Amber	2	7	.286
MILLER, Monica	0	3	.000
MACK, Patricia	0	1	.000

Scoring Average	G	Pts	Avg/G
HARRIEL, Brittany	29	257	8.9
NORMAN, Katie	29	257	8.9
ROBERTS, Bailie	24	183	7.6
EVANS, Karley	20	124	6.2
LANE, Erika	21	129	6.1
DAVIS, Jasmine	26	135	5.2
SHIFFER, Courtney	29	141	4.9
FIELDS, Shelah	26	124	4.8
BECK, Bianca	29	114	3.9
MACK, Patricia	2	2	1.0
HOLMES, Amber	22	16	0.7
MILLER, Monica	15	10	0.7

Field Goal Attempts	G	Att	Att/G
NORMAN, Katie	29	249	8.6
HARRIEL, Brittany	29	224	7.7
ROBERTS, Bailie	24	199	8.3
LANE, Erika	21	148	7.0
SHIFFER, Courtney	29	134	4.6

Field Goals Made	G	Made	Made/G
HARRIEL, Brittany	29	94	3.2
NORMAN, Katie	29	91	3.1
ROBERTS, Bailie	24	74	3.1
LANE, Erika	21	47	2.2
SHIFFER, Courtney	29	46	1.6

3-Point FG Attempts	G	Att	Att/G
NORMAN, Katie	29	114	3.9
FIELDS, Shelah	26	79	3.0
HARRIEL, Brittany	29	74	2.6
ROBERTS, Bailie	24	67	2.8
EVANS, Karley	20	64	3.2

3-Point FG Made	G	Made	Made/G
NORMAN, Katie	29	31	1.1
HARRIEL, Brittany	29	24	0.8
FIELDS, Shelah	26	24	0.9
LANE, Erika	21	17	0.8
EVANS, Karley	20	17	0.9
ROBERTS, Bailie	24	17	0.7

Free Throw Attempts	G	Att	Att/G
SHIFFER, Courtney	29	78	2.7
DAVIS, Jasmine	26	60	2.3
BECK, Bianca	29	59	2.0
NORMAN, Katie	29	56	1.9
HARRIEL, Brittany	29	55	1.9

Free Throws Made	G	Made	Made/G
SHIFFER, Courtney	29	49	1.7
DAVIS, Jasmine	26	48	1.8
HARRIEL, Brittany	29	45	1.6
NORMAN, Katie	29	44	1.5
EVANS, Karley	20	35	1.8



SOUTHEAST MISSOURI STATE UNIVERSITY REDHAWKS BASKETBALL

Rebounds	G	Reb	Reb/G
HARRIEL, Brittany	29	194	6.7
SHIFFER, Courtney	29	115	4.0
NORMAN, Katie	29	108	3.7
ROBERTS, Baillie	24	100	4.2
BECK, Bianca	29	81	2.8

Rebound Average	G	Reb	Avg/G
HARRIEL, Brittany	29	194	6.7
ROBERTS, Baillie	24	100	4.2
SHIFFER, Courtney	29	115	4.0
NORMAN, Katie	29	108	3.7
BECK, Bianca	29	81	2.8

Offensive Rebounds	G	No.	Avg/G
SHIFFER, Courtney	29	46	1.6
HARRIEL, Brittany	29	43	1.5
ROBERTS, Baillie	24	30	1.3
NORMAN, Katie	29	27	0.9
HOLMES, Amber	22	15	0.7

Defensive Rebounds	G	No.	Avg/G
HARRIEL, Brittany	29	151	5.2
NORMAN, Katie	29	81	2.8
ROBERTS, Baillie	24	70	2.9
SHIFFER, Courtney	29	69	2.4
BECK, Bianca	29	68	2.3

Assists	G	No.	Ast/G
DAVIS, Jasmine	26	49	1.9
NORMAN, Katie	29	46	1.6
BECK, Bianca	29	44	1.5
EVANS, Karley	20	37	1.9
SHIFFER, Courtney	29	29	1.0

Steals	G	No.	Stl/G
BECK, Bianca	29	39	1.3
NORMAN, Katie	29	31	1.1
SHIFFER, Courtney	29	27	0.9
LANE, Erika	21	23	1.1
HARRIEL, Brittany	29	17	0.6
ROBERTS, Baillie	24	17	0.7

Blocked Shots	G	No.	Blk/G
SHIFFER, Courtney	29	36	1.2
HARRIEL, Brittany	29	18	0.6
HOLMES, Amber	22	13	0.6
NORMAN, Katie	29	6	0.2
BECK, Bianca	29	4	0.1
ROBERTS, Baillie	24	4	0.2

Minutes	G	No.	Min/G
NORMAN, Katie	29	816	28.1
HARRIEL, Brittany	29	813	28.0
BECK, Bianca	29	728	25.1
SHIFFER, Courtney	29	690	23.8
DAVIS, Jasmine	26	590	22.7

2010-11 Ohio Valley Conference Standings

		Conference			Overall		
		W	L	Pct.	W	L	Pct.
1.	Tennessee Tech	15	3	.833	23	8	.742
2.	UT Martin	14	4	.778	21	11	.656
3.	Morehead State	13	5	.722	21	10	.677
4.	Eastern Illinois	13	5	.722	18	13	.581
5.	Austin Peay	12	6	.667	15	18	.455
6.	Jacksonville State	6	12	.333	10	21	.323
7.	Tennessee State	5	13	.278	9	21	.300
8.	Murray State	5	13	.278	9	21	.300
9.	Southeast Missouri	4	14	.222	8	21	.276
10.	Eastern Kentucky	3	15	.167	6	21	.222

OVC Tournament Champion: UT Martin



SOUTHEAST MISSOURI STATE UNIVERSITY

REDHAWKS BASKETBALL

Official Basketball Box Score -- Game Totals -- Final Statistics Southeast Missouri vs Sam Houston State 11/12/10 1:35 p.m. at Tad Smith Coliseum (Oxford, Miss.)

Southeast Missouri 51 • 0-1

#	Player	Total		3-Ptr		Rebounds			PF	TP	A	TO	Blk	Stl	Min
		FG-FGA	FG-FGA	FT-FTA	FT-FTA	Off	Def	Tot							
04	HARRIEL, Brittany	f	2-6	0-1	4-5	4	4	8	5	8	1	2	0	1	26
15	SHIFFER, Courtney	f	1-4	0-0	2-3	1	2	3	1	4	0	3	1	1	17
01	BECK, Bianca	g	3-7	0-3	1-2	0	4	4	2	7	1	4	0	3	32
21	EVANS, Karley	g	1-4	1-4	0-0	0	0	0	1	3	1	2	0	0	21
25	NORMAN, Katie	g	0-7	0-3	3-4	2	4	6	4	3	2	2	0	0	26
05	LANE, Erika	g	2-6	1-5	0-1	1	1	2	0	5	2	3	0	1	20
10	MILLER, Monica	g	0-1	0-0	0-1	1	0	1	0	0	0	0	0	0	3
22	FIELDS, Shelah	g	0-0	0-0	0-0	0	0	0	1	0	0	2	0	0	2
23	DAVIS, Jasmine	g	3-3	1-1	0-0	0	0	0	2	7	2	4	0	0	16
32	MACK, Patricia	g	1-2	0-0	0-1	1	0	1	2	2	0	2	0	0	14
40	ROBERTS, Baillie	g	5-13	1-4	1-2	2	3	5	3	12	1	5	0	3	23
Team															
Totals		18-53	4-21	11-19	14	24	38	21	51	10	30	1	9	200	

FG % 1st Half: 8-24 33.3% 2nd half: 10-29 34.5% Game: 18-53 34.0%
3FG % 1st Half: 3-9 33.3% 2nd half: 1-12 8.3% Game: 4-21 19.0%
FT % 1st Half: 4-8 50.0% 2nd half: 7-11 63.6% Game: 11-19 57.9%

Deadball
Rebounds
2

Sam Houston State 60 • 1-0

#	Player	Total		3-Ptr		Rebounds			PF	TP	A	TO	Blk	Stl	Min
		FG-FGA	FG-FGA	FT-FTA	FT-FTA	Off	Def	Tot							
10	Martin, Britni	f	2-8	1-6	2-4	0	2	2	3	7	2	5	0	4	27
14	Davis, Clarke	f	1-4	0-0	0-0	1	3	4	3	11	0	1	1	4	33
33	Carter, Nyha	f	2-4	0-0	0-0	0	1	1	3	4	0	1	0	2	20
11	Echols, Khamra	g	1-4	1-1	0-1	0	3	3	1	3	6	0	3	23	
15	Wombles, Devin	g	2-2	0-0	2-2	4	3	7	1	6	0	4	1	1	18
03	Johnson, Jasmine	g	1-4	0-0	0-0	1	1	2	0	2	3	2	0	1	15
04	Thomas, Jaleesa	g	3-4	2-3	0-1	1	2	3	1	8	1	3	0	0	18
31	Morgan, LaTisha	g	0-2	0-0	0-0	0	0	0	2	0	2	0	0	7	7
32	Tucker, Zoe	g	2-5	0-0	0-0	1	2	3	3	4	0	1	0	1	12
34	Smith, Chanice	g	4-14	1-7	6-6	0	6	6	2	15	1	0	0	2	27
Team															
Totals		18-51	5-17	19-24	11	26	37	19	60	10	25	2	18	200	

FG % 1st Half: 9-29 31.0% 2nd half: 9-22 40.9% Game: 18-51 35.3%
3FG % 1st Half: 2-8 25.0% 2nd half: 3-9 33.3% Game: 5-17 29.4%
FT % 1st Half: 12-13 92.3% 2nd half: 7-11 63.6% Game: 19-24 79.2%

Deadball
Rebounds
3,1

Officials: Kelly Johnson, Eric Baker, Jules Gallien
Technical fouls: Southeast Missouri-None, Sam Houston State-None.
Attendance: 2748

Score by periods	1st	2nd	Total
Southeast Missouri	23	28	51
Sam Houston State	32	28	60

	In	Off	2nd	Fast	Bench
Points	Paint	T/O	Chance	Break	
SEMO	22	14	12	8	26
SHSU	22	20	13	6	29

Last FG - SEMO 2nd-00:19, SHSU 1 2nd-00:57.
Largest lead - SEMO None, SHSU by 13 1st-13:17.
Score tied - 2 times.
Lead changed - 0 times.

Official Basketball Box Score -- Game Totals -- Final Statistics Southeast Missouri vs Jackson State 11/13/10 1 p.m. at Tad Smith Coliseum (Oxford, Miss.)

Southeast Missouri 55 • 1-1

#	Player	Total		3-Ptr		Rebounds			PF	TP	A	TO	Blk	Stl	Min
		FG-FGA	FG-FGA	FT-FTA	FT-FTA	Off	Def	Tot							
01	BECK, Bianca	*	2-6	1-2	0-0	0	3	3	1	5	0	2	0	3	32
04	HARRIEL, Brittany	*	1-5	0-1	1-1	3	4	7	3	3	1	2	0	0	33
15	SHIFFER, Courtney	*	2-4	0-0	2-2	3	1	4	2	6	3	3	0	4	24
25	NORMAN, Katie	*	6-14	0-2	0-0	2	2	4	2	12	3	2	0	1	31
40	ROBERTS, Baillie	*	4-9	2-3	4-4	1	2	3	1	14	3	0	0	0	20
05	LANE, Erika	*	4-12	1-7	0-1	2	5	7	2	9	1	2	0	2	30
10	MILLER, Monica	*	0-0	0-0	0-0	0	0	0	0	0	0	0	0	0	1
21	EVANS, Karley	*	0-0	0-0	0-0	0	0	0	0	0	0	0	0	0	2
22	FIELDS, Shelah	*	0-0	0-0	0-0	0	0	0	0	0	1	0	0	0	2
23	DAVIS, Jasmine	*	1-8	1-5	3-4	1	1	2	1	6	2	0	0	2	16
24	HOLMES, Amber	*	0-0	0-0	0-0	0	0	0	0	0	0	0	1	0	5
32	MACK, Patricia	*	0-1	0-0	0-0	0	0	0	2	0	0	1	0	0	4
Team															
Totals		20-59	5-20	10-12	16	23	39	14	55	14	12	1	12	200	

FG % 1st Half: 11-34 32.4% 2nd half: 9-25 36.0% Game: 20-59 33.9%
3FG % 1st Half: 4-14 28.6% 2nd half: 1-6 16.7% Game: 5-20 25.0%
FT % 1st Half: 4-5 80.0% 2nd half: 6-7 85.7% Game: 10-12 83.3%

Deadball
Rebounds
1

Jackson State 37 • 0-2

#	Player	Total		3-Ptr		Rebounds			PF	TP	A	TO	Blk	Stl	Min
		FG-FGA	FG-FGA	FT-FTA	FT-FTA	Off	Def	Tot							
02	HARDY-FULLER, Ayanna	*	2-4	0-0	0-0	1	6	7	4	4	2	1	0	3	29
03	JONES, Rachel	*	3-6	1-3	0-2	0	2	2	2	7	1	4	1	2	24
11	FELDER, Takeya	*	1-5	0-2	0-0	0	1	1	0	2	0	3	0	0	22
14	BANKS, Beatrice	*	1-6	0-0	0-0	0	0	0	0	3	2	2	0	0	19
32	MCCARTY, Kiana	*	4-5	0-0	0-0	1	0	1	1	8	0	3	2	0	22
01	NDONGO, Ekwara	*	1-2	0-0	0-0	0	1	1	2	2	0	3	0	2	10
05	GOODMAN, Lauren	*	0-1	0-0	0-0	2	1	3	0	0	0	2	0	0	5
10	MCCLIN, Shanteese	*	1-6	1-1	0-0	1	3	4	1	3	2	1	0	1	19
13	GREER, Jasmine	*	1-1	0-0	1-2	0	0	0	1	3	0	0	1	0	4
15	JOHNSON, Jamie	*	0-1	0-0	0-0	0	0	0	0	0	0	3	0	0	10
21	JAMES, Bridgette	*	0-0	0-0	0-0	0	1	1	0	0	0	0	0	0	3
22	KELLUM, Tiffany	*	1-1	0-0	0-0	0	4	4	1	2	1	0	0	1	9
23	PARKER, Mar'chetta	*	0-2	0-0	1-2	0	0	0	2	1	1	1	0	1	14
42	HESTER, Daria	*	0-1	0-0	0-0	0	0	0	1	0	0	0	0	0	4
52	DAMPIER, Kierra	*	1-3	0-0	0-0	1	2	3	0	2	0	0	0	0	6
Team															
Totals		16-44	3-12	2-6	8	24	32	15	37	9	23	4	10	200	

FG % 1st Half: 11-21 52.4% 2nd half: 5-23 21.7% Game: 16-44 36.4%
3FG % 1st Half: 2-4 50.0% 2nd half: 1-8 12.5% Game: 3-12 25.0%
FT % 1st Half: 1-2 50.0% 2nd half: 1-4 25.0% Game: 2-6 33.3%

Deadball
Rebounds
1

Officials: Kelly Johnson, Eric Baker, Melaine Davis
Technical fouls: Southeast Missouri-None, Jackson State-None.
Attendance: 203

Score by periods	1st	2nd	Total
Southeast Missouri	30	25	55
Jackson State	25	12	37

	In	Off	2nd	Fast	Bench
Points	Paint	T/O	Chance	Break	
SEMO	14	25	6	4	15
JSUW	20	3	4	2	13

Last FG - SEMO 2nd-00:14, JSUW 2nd-00:26.
Largest lead - SEMO by 19 2nd-03:38, JSUW by 6 1st-07:31.
Score tied - 1 time.
Lead changed - 8 times.

Official Basketball Box Score -- Game Totals -- Final Statistics Northern Iowa vs Southeast Missouri 11/17/10 7:00 p.m. at Cape Girardeau, Mo. - Show Me Center

Northern Iowa 70 • 2-0

		Total		3-Ptr		Rebounds			PF	TP	A	TO	Blk	Stl	Min
		FG-FGA	FG-FGA	FT-FTA	Off	Def	Tot								
##	Player														
44	Brocka, Erin	f	3-7	1-5	0-0	0	7	7	1	7	4	1	0	3	28
20	Boeck, Lizzie	c	6-13	0-2	5-6	4	4	8	2	17	3	1	0	0	27
02	Oney, Katelin	g	2-8	2-5	0-0	0	1	1	1	6	3	1	0	0	22
03	Madrigal, Rachel	g	2-4	1-3	0-0	1	4	5	3	5	1	2	1	1	35
10	Kalin, Jacqui	g	7-11	3-6	1-2	1	3	4	0	18	6	2	0	2	28
00	Kirschbaum, Amber	g	1-3	0-0	2-4	0	0	0	5	4	1	0	0	1	13
04	Armstrong, K.K.	g	1-4	1-3	0-0	0	2	2	4	3	1	1	0	0	17
15	McDowell, Jess	g	0-1	0-0	4-4	1	1	2	2	4	0	0	0	0	8
23	Porter, Tiffany	g	1-1	1-1	0-0	1	1	2	1	3	0	0	0	0	7
25	Cain, Lindsey	g	0-0	0-0	0-0	0	0	0	1	0	0	0	0	0	3
45	Morgan, Mercedes	g	1-2	1-2	0-0	1	0	1	1	3	2	4	0	1	12
	Team					1	2	3							
	Totals		24-54	10-27	12-16	9	25	34	21	70	21	12	1	8	200



SOUTHEAST MISSOURI STATE UNIVERSITY REDHAWKS BASKETBALL

Official Basketball Box Score -- Game Totals -- Final Statistics Maryville vs Southeast Missouri 11/23/10 7:00 p.m. at Cape Girardeau, Mo. - Show Me Center

Maryville 48 • 1-1

#	Player		Total		3-Ptr		Rebounds		PF	TP	A	TO	Blk	Stl	Min
			FG	FGA	FG	FGA	Off	Def							
22	Childs, Kate	f	2-8	1-4	1-2	0	3	2	6	3	3	0	1	33	
24	Fomon, Kristin	f	2-8	1-4	0-0	0	2	2	0	5	1	2	0	1	29
42	Duethman, Abby	f	6-9	2-4	2-3	0	6	3	16	3	2	0	1	32	
44	Pepowski, Angela	c	6-10	0-0	0-0	2	3	5	2	12	3	3	0	3	29
05	Thompson, JoAnn	g	0-6	0-2	2-2	1	6	7	4	2	4	7	2	3	33
20	Tyner, Tori		0-2	0-0	1-2	1	1	2	0	1	0	1	0	0	10
33	Frey, Kristy		0-3	0-2	0-0	0	3	3	2	0	1	0	0	0	20
40	Robison, Samantha		0-1	0-1	0-0	0	0	0	0	0	0	0	0	0	3
41	Lorton, Erica		3-3	0-0	0-0	0	2	2	0	6	1	2	0	0	11
	Team					2	0	2							
Totals			19-50	4-17	6-9	6	26	32	13	48	16	20	2	10	200

FG % 1st Half: 10-24 41.7% 2nd half: 9-26 34.6% Game: 19-50 38.0%
3FG % 1st Half: 1-6 16.7% 2nd half: 3-11 27.3% Game: 4-17 23.5%
FT % 1st Half: 5-7 71.4% 2nd half: 1-2 50.0% Game: 6-9 66.7%

Deadball
Rebounds
2

Southeast Missouri 61 • 2-3

#	Player		Total		3-Ptr		Rebounds		PF	TP	A	TO	Blk	Stl	Min
			FG	FGA	FG	FGA	Off	Def							
04	HARRIEL, Brittany	f	3-7	1-4	1-1	2	6	8	1	8	2	1	0	0	27
25	NORMAN, Katie	f	2-8	0-3	1-4	2	3	5	4	5	1	1	0	0	27
15	SHIFFER, Courtney	c	1-3	0-0	0-0	3	5	8	0	2	2	3	1	2	25
01	BECK, Bianca	g	3-6	2-3	1-4	0	4	4	1	9	1	2	1	3	28
23	DAVIS, Jasmine	g	4-10	1-5	2-2	0	0	0	0	11	2	0	0	2	29
05	LANE, Erika		0-2	0-1	0-0	0	0	0	3	0	2	1	0	0	8
10	MILLER, Monica		0-0	0-0	0-0	0	0	0	1	0	1	1	0	0	5
21	EVANS, Karley		5-11	4-10	2-2	0	2	2	0	16	4	4	0	2	25
22	FIELDS, Shelah		2-5	1-4	0-0	0	0	0	1	5	1	1	0	0	11
40	ROBERTS, Baillie		2-7	1-3	0-0	1	4	5	1	5	0	1	0	6	22
	Team					4	2	6							
Totals			22-59	10-33	7-13	12	26	38	12	61	16	15	2	15	200

FG % 1st Half: 13-29 44.8% 2nd half: 9-30 30.0% Game: 22-59 37.3%
3FG % 1st Half: 4-11 36.4% 2nd half: 6-22 27.3% Game: 10-33 30.3%
FT % 1st Half: 4-4 100.0% 2nd half: 6-9 66.7% Game: 7-13 53.8%

Deadball
Rebounds
4

Officials: Scott Starkey, Randy Robertson, Betty Parks
Technical fouls: Maryville-Thompson, JoAnn. Southeast Missouri-None.
Attendance: 508
Head Coach John Ishae gets 100th career victory

Score by periods	1st	2nd	Total
Maryville	26	22	48
Southeast Missouri	31	30	61

Points	In	Off	2nd	Fast	Bench
MU	26	13	2	4	7
SEMO	12	24	12	2	6

Last FG - MU 2nd-00:55, SEMO 2nd-02:51.
Largest lead - MU by 2 2nd-14:25, SEMO by 13 2nd-00:37.

Score tied - 4 times.
Lead changed - 8 times.

Official Basketball Box Score -- Game Totals -- Final Statistics Southeast Missouri vs UT Arlington 11/27/10 5 p.m. at Arlington, Texas

Southeast Missouri 40 • 2-4

#	Player		Total		3-Ptr		Rebounds		PF	TP	A	TO	Blk	Stl	Min
			FG	FGA	FG	FGA	Off	Def							
01	BECK, Bianca	*	0-8	0-1	2-2	0	2	2	2	2	1	1	0	0	25
04	HARRIEL, Brittany	*	5-10	2-4	3-4	0	7	7	4	15	0	1	0	0	27
15	SHIFFER, Courtney	*	0-5	0-0	0-0	1	2	3	0	1	5	2	2	2	25
23	DAVIS, Jasmine	*	0-7	0-2	1-1	0	3	3	1	1	2	1	0	1	30
25	NORMAN, Katie	*	1-5	0-2	0-0	2	3	5	2	2	0	0	0	0	27
05	LANE, Erika		1-3	0-2	1-2	0	0	0	1	3	0	1	0	3	17
10	MILLER, Monica		1-1	0-0	0-0	0	0	0	0	2	0	0	0	0	5
21	EVANS, Karley		0-2	0-2	0-0	0	4	4	0	0	2	1	0	0	11
22	FIELDS, Shelah		3-10	3-7	0-0	0	0	0	0	9	1	0	0	0	10
24	HOLMES, Amber		0-0	0-0	0-0	0	0	0	0	2	0	0	0	0	4
40	ROBERTS, Baillie		3-8	0-1	0-0	1	1	2	3	6	2	3	1	0	18
	Team					4	5	9							
Totals			14-59	5-21	7-9	8	27	35	18	40	9	13	3	6	199

FG % 1st Half: 7-31 22.6% 2nd half: 7-28 25.0% Game: 14-59 23.7%
3FG % 1st Half: 3-14 21.4% 2nd half: 2-7 28.6% Game: 5-21 23.8%
FT % 1st Half: 2-2 100.0% 2nd half: 5-7 71.4% Game: 7-9 77.8%

Deadball
Rebounds
1

UT Arlington 54 • 2-4

#	Player		Total		3-Ptr		Rebounds		PF	TP	A	TO	Blk	Stl	Min
			FG	FGA	FG	FGA	Off	Def							
10	Taylor, LaNell	*	2-5	1-3	0-0	0	2	2	1	5	0	0	2	2	17
20	Simmons, Tamara	*	2-11	1-5	6-6	3	5	8	0	11	4	3	0	0	32
21	Walker, Briana	*	0-2	0-0	1-2	0	3	3	1	1	0	2	1	0	16
32	Martin, Shalyn	*	3-11	1-2	4-5	5	6	11	2	11	2	6	2	4	36
33	Smith, Jasmine	*	4-10	0-0	2-3	2	6	8	3	10	0	1	2	0	31
03	Green, Malaika		2-3	1-1	3-4	0	1	1	1	8	0	0	0	1	13
11	DeNure, Sabreena		0-0	0-0	0-0	0	0	0	1	0	0	0	0	0	11
23	Rodriguez, Michelle		0-2	0-2	0-0	0	3	3	1	0	0	1	0	1	11
34	Rhymes, Hailee		2-5	0-0	0-0	1	6	7	1	4	0	1	2	0	22
44	Nwanguma, Deshera		1-1	0-0	2-4	0	2	2	0	4	0	1	0	0	11
	Team					0	3	3							
Totals			16-50	4-13	18-24	11	37	48	11	54	6	15	9	8	200

FG % 1st Half: 8-27 29.6% 2nd half: 8-23 34.8% Game: 16-50 32.0%
3FG % 1st Half: 3-8 37.5% 2nd half: 1-5 20.0% Game: 4-13 30.8%
FT % 1st Half: 11-12 91.7% 2nd half: 7-12 58.3% Game: 18-24 75.0%

Deadball
Rebounds
4

Officials: Paula Ross, David Scroggins, Kelly Touchet
Technical fouls: Southeast Missouri-None. UT Arlington-None.
Attendance: 359

Score by periods	1st	2nd	Total
Southeast Missouri	19	21	40
UT Arlington	30	24	54

Points	In	Off	2nd	Fast	Bench
SEMO	12	12	5	2	20
UTA-W	22	11	13	2	16

Last FG - SEMO 2nd-05:04, UTA-W 2nd-01:24.
Largest lead - SEMO None, UTA-W by 16 1st-03:21.

Score tied - 1 time.
Lead changed - 0 times.

Official Basketball Box Score -- Game Totals -- Final Statistics Austin Peay vs Southeast Missouri 12/02/10 5:30 p.m. at Cape Girardeau, Mo. - Show Me Center

Austin Peay 65 • 2-6, 1-0 OVC

#	Player		Total		3-Ptr		Rebounds		PF	TP	A	TO	Blk	Stl	Min
			FG	FGA	FG	FGA	Off	Def							
41	THOMAS, Dalila	f	2-3	0-0	0-0	3	0	3	1	4	0	4	2	0	16
43	BUSABARGER, Megha	f	8-10	2-3	2-2	0	4	4	1	20	3	3	0	0	34
05	OLSZEWSKI, Nicole	g	3-5	1-2	2-2	0	1	1	3	9	4	3	0	1	39
12	HANLEY, Whitney	g	4-13	3-8	6-6	0	6	6	4	17	6	7	0	7	38
23	FAULKNER, Brooke	g	1-3	1-2	0-0	0	2	2	1	3	3	3	0	0	23
00	RAYNER, Jasmine		3-4	0-0	3-4	2	2	4	0	9	1	1	0	1	18
01	RICHARDSON, Salem		0-0	0-0	0-0	0	0	0	0	0	0	0	0	0	2
32	WARNER, Darcie		1-3	0-0	1-2	2	1	3	2	3	2	3	0	2	21
00	TALLEY, Nikki		0-0	0-0	0-0	0	0	0	0	0	0	0	0	0	5
42	HILL, Kaitlyn		0-0	0-0	0-0	0	0	0	0	0	0	0	0	0	4
	Team					3	5	8							
Totals			22-41	7-15	14-16	10	21	31	12	65	19	24	2	11	200

FG % 1st Half: 12-22 54.5% 2nd half: 10-19 52.6% Game: 22-41 53.7%
3FG % 1st Half: 4-8 50.0% 2nd half: 3-7 42.9% Game: 7-15 46.7%
FT % 1st Half: 5-6 83.3% 2nd half: 9-10 90.0% Game: 14-16 87.5%

Deadball
Rebounds
1

Southeast Missouri 57 • 2-5, 0-1 OVC

#	Player		Total		3-Ptr		Rebounds		PF	TP	A	TO	Blk	Stl	Min
			FG	FGA	FG	FGA	Off	Def							
04	HARRIEL, Brittany	f	6-14	1-4	0-0	3	4	7	4	13	0	2	0	2	34
15	SHIFFER, Courtney	c	1-5	0-0	1-1	3	1	4	2	3	1	3	1	1	21
01	BECK, Bianca	g	1-2	0-1	0-0	0	1	1	2	2	3	4	0	2	20
21	EVANS, Karley	g	0-8	0-4	3-4	0	1	1	0	3	0	3	0	3	32
23	DAVIS, Jasmine	g	1-6	0-2	3-4	0	2	2	1	5	4	2	0	0	26
05	LANE, Erika		0-0	0-0	0-0	0	0	0	0	0	0	0	0	0	1
10	MILLER, Monica		1-2	0-0	0-0	0	0	0	0	2	1	0	0	1	12
22	FIELDS, Shelah		0-1	0-1	0-0	0	0	0	0	0	0	1	0	0	4
25	NORMAN, Katie		7-11	2-4	3-4	1	1	2	0	1	3	0	1	3	37
40	ROBERTS, Bailie		4-5	2-2	0-0	0	0	0	2	10	0	1	0	2	10
	Team.					3	3	6							

SOUTHEAST MISSOURI STATE UNIVERSITY

REDHAWKS BASKETBALL

Official Basketball Box Score -- Game Totals -- Final Statistics Western Michigan vs Southeast Missouri 12/07/10 7:00 p.m. at Cape Girardeau, Mo. - Show Me Center

Western Michigan 56 • 2-7

#	Player		Total		3-Ptr		Rebounds				PF	TP	A	T	Blk	Stl	Min
			FG	FGA	FG	FGA	FT	Def	Off	Total							
04	GOSS, DeAirra	f	0-4	0-0	2-2	0	2	2	1	2	2	3	0	1	1	27	
32	BANKTSON, Brenna	f	3-5	1-1	0-1	4	8	12	4	7	3	4	1	0	1	25	
35	CLEARY, Ebony	f	2-7	0-0	2-4	1	1	2	3	6	2	1	0	1	0	28	
03	MANLEY, Taylor	g	8-19	5-10	3-3	1	0	1	4	24	3	4	0	1	1	37	
23	IAQUANIELLO, Maria	g	2-4	0-0	2-5	4	5	9	4	6	0	3	0	1	1	34	
02	BUCHANAN, Corie	g	0-2	0-0	0-0	1	0	1	2	0	0	0	0	1	4	4	
15	ANDERSON, Aurielle	g	3-8	1-1	2-2	0	1	1	4	8	1	3	0	4	4	27	
34	GIDEN, Robin	g	1-2	0-0	1-1	0	4	4	2	3	0	2	1	1	1	16	
45	KRAS, Andrea	g	0-0	0-0	0-0	0	0	0	0	0	0	0	0	0	0	2	
Team						0	2	2									
Totals			19-51	6-12	12-18	11	23	34	24	56	11	20	2	10	2	200	

FG % 1st Half: 8-23 34.8% 2nd half: 11-28 39.3% Game: 19-51 37.3% Deadball Rebounds 1
3FG % 1st Half: 2-4 50.0% 2nd half: 4-8 50.0% Game: 6-12 50.0%
FT % 1st Half: 5-9 55.6% 2nd half: 7-9 77.8% Game: 12-18 66.7%

Southeast Missouri 60 • 4-5

#	Player		Total		3-Ptr		Rebounds				PF	TP	A	To	Blk	Stl	Min	
			FG	FGA	FG	FGA	FT	FTA	Off	Def								Total
04	HARRIEL, Brittany	f	5	12	1	4	1	2	2	4	6	4	12	1	4	0	2	32
15	SHIFFER, Courtney	f	2	4	0	0	2	4	0	2	2	3	6	0	2	1	1	20
21	EVANS, Karley	g	4	6	1	2	2	2	0	4	4	1	11	2	4	0	0	28
23	DAVIS, Jasmine	g	1	3	0	1	4	4	1	0	1	1	6	1	4	0	0	16
25	NORMAN, Katie	g	5	7	1	3	0	0	3	2	5	3	11	3	3	1	3	35
01	BECK, Bianca		4	4	1	1	3	6	0	5	5	2	12	1	1	0	0	27
05	LANE, Erika		0	1	0	0	1	2	0	0	0	1	1	2	2	0	0	8
10	MILLER, Monica		0	0	0	0	0	0	0	1	1	0	0	1	0	0	0	7
22	FIELDS, Shelah		0	1	0	1	0	0	0	0	0	1	0	0	1	0	0	7
40	ROBERTS, Bailie		0	6	0	1	1	2	1	2	3	3	1	0	1	0	1	20
	Team							0	5	5								
Totals			21	44	4	13	14	22	7	25	32	19	60	11	22	2	7	200

FG % 1st Half: 6-22 27.3% 2nd half: 15-22 68.2% Game: 21-44 47.7% Deadball Rebounds 3
3FG % 1st Half: 1-6 16.7% 2nd half: 3-7 42.9% Game: 4-13 30.8%
FT % 1st Half: 3-8 37.5% 2nd half: 11-14 78.6% Game: 14-22 63.6%

Officials: Del Brantley, Kerry Winders, Kerry Henson
Technical fouls: Western Michigan-None. Southeast Missouri-None.
Attendance: 660

Score by periods							
	1st	2nd	Total		In	Off	2nd
Western Michigan	23	33	56	Points	Paint	T/O	Chance
Southeast Missouri	16	44	60	SEMO	26	18	7

Last FG - WMU 2nd-00:03, SEMO 2nd-00:44.
Largest lead - WMU by 13 2nd-09:29, SEMO by 5 2nd-00:28.

Score tied - 1 time.
Lead changed - 1 time.

Official Basketball Box Score -- Game Totals -- Final Statistics Southeast Missouri vs Green Bay 12/10/10 7:00 p.m. at Green Bay, Wis.

Southeast Missouri 40 • 4-6

#	Player		Total		3-Ptr		Rebounds			PF	TP	A	T	Blk	Stl	Min
			FG-FA	FGA	FG	FGA	FT-FTA	Off	Def							
04	HARRIEL, Brittany	f	1-2	0-1	0-0	0	2	2	3	2	1	1	1	0	20	
15	SHIFFER, Courtney	f	0-2	0-0	0-0	0	3	3	2	0	2	4	4	0	23	
01	BECK, Bianca	g	3-4	2-3	0-0	0	2	2	1	8	3	4	0	3	28	
21	EVANS, Karley	g	2-4	1-3	0-0	0	1	1	2	5	1	4	0	1	21	
23	DAVIS, Jasmine	g	3-9	2-4	0-0	0	2	2	0	8	1	0	0	0	21	
10	MILLER, Monica	g	1-3	0-0	0-0	2	4	6	2	2	0	1	0	1	24	
22	FIELDS, Shela	g	0-5	0-4	0-0	0	2	2	0	0	0	3	0	0	8	
24	HOLMES, Amber	g	0-0	0-0	0-0	0	3	3	0	0	0	2	1	0	14	
25	NORMAN, Katie	g	2-7	0-4	0-0	1	4	5	2	4	2	2	0	0	22	
40	ROBERTS, Bailie	g	4-8	1-4	2-2	0	2	2	3	11	0	1	0	0	19	
Team						1	1	2								
Totals			16-44	6-23	2-2	4	26	30	20	40	10	25	6	5	200	

FG % 1st Half: 9-22 40.9% 2nd half: 7-22 31.8% Game: 16-44 36.4% Deadball Rebounds 0
3FG % 1st Half: 4-12 33.3% 2nd half: 2-11 18.2% Game: 6-23 26.1%
FT % 1st Half: 0-0 0.0% 2nd half: 2-2 100.0% Game: 2-2 100.0%

Green Bay 74 • 9-0

#	Player		Total		3-Ptr		Rebounds		PF	TP	A	T	Blk	Stl	Min				
			FG	FGA	FG	FGA	FT	FTA								Off	Def	Tot	
32	Wojta, Julie	f	4	10	0	1	4	2	2	4	2	1	7	28					
42	Tetschlag, Kayla	f	2	4	0	0	7	4	2	6	2	11	4	2	0	3	25		
04	Eichler, Sarah	f	2	7	1	3	0	1	0	2	2	1	5	6	1	0	1	25	
04	Hoewisch, Celeste	g	5	8	2	2	4	4	2	3	5	0	16	0	3	0	1	24	
13	Ritchie, Adrian	g	4	10	1	4	0	0	1	1	2	9	2	0	2	2	30		
10	Quilling, Hannah	g	2	5	1	3	1	2	0	4	4	1	6	2	1	0	0	23	
22	Bauer, Lydia	g	2	6	1	2	0	0	0	2	2	0	5	2	0	1	1	16	
04	Golden, Heather	g	0	0	0	0	0	0	0	0	0	0	1	0	0	0	3		
25	Gilbertson, Jenny	g	1	3	1	2	1	2	0	2	2	3	4	0	0	0	1	12	
30	Bushman, Katie	g	1	1	0	0	2	2	1	1	2	0	4	0	0	0	0	5	
45	Sension, Stephanie	g	0	1	0	0	2	2	0	0	0	0	2	0	0	1	1	9	
Team								1	5	6									
Totals				23	55	7	17	21	27	10	24	34	11	74	21	10	5	17	200

FG % 1st Half: 10-27 37.0% 2nd half: 13-28 46.4% Game: 23-55 41.8% Deadball Rebounds 2
3FG % 1st Half: 4-12 33.3% 2nd half: 5-10 50.0% Game: 7-17 41.2%
FT % 1st Half: 13-17 76.5% 2nd half: 8-10 80.0% Game: 21-27 77.8%

Officials: Kimberly Hobbs, Jeff Cross, Mark Repinski
Technical fouls: Southeast Missouri-None. Green Bay-None.
Attendance: 1730

Score by periods							
	1st	2nd	Total		In	Off	2nd
Southeast Missouri	22	18	40	Points	Paint	T/O	Chance
Green Bay	35	39	74	SEMO	14	4	2

Last FG - SEMO 2nd-04:34, GB 2nd-01:22.
Largest lead - SEMO by 1 1st-18:10, GB by 34 2nd-01:22.

Score tied - 1 time.
Lead changed - 4 times.

Official Basketball Box Score -- Game Totals -- Final Statistics Southeast Missouri vs Jacksonville State 12/19/10 2 p.m. at Jacksonville, Ala. (Pete Matthews)

Southeast Missouri 48 • 4-7, 1-2 OVC

#	Player		Total	3-Ptr	Rebounds										
			FG-FGA	FG-FGA	FT-FTA	Off	Def	Tot	PF	TP	A	To	Blk	Stl	Min
04	HARRIEL, Brittany	f	3-8	1-1	0-1	0	1	1	2	7	2	1	0	0	28
15	SHIFFER, Courtney	f	1-1	0-0	0-0	1	3	4	0	2	2	2	0	0	23
01	BECK, Bianca	g	0-4	0-2	3-5	0	3	3	3	3	0	1	0	1	20
21	EVANS, Karley	g	1-3	1-2	0-0	0	2	2	3	3	2	1	0	0	22
25	NORMAN, Katie	g	6-9	4-5	2-2	0	5	5	2	18	1	5	0	2	34
22	FIELDS, Shela	g	1-3	1-3	0-0	0	1	1	2	3	2	4	0	1	14
23	DAVIS, Jasmine	g	1-4	0-1	1-1	0	4	4	2	3	2	1	1	1	32
24	HOLMES, Amber	g	0-0	0-0	0-0	0	0	0	1	0	0	0	0	0	4
40	ROBERTS, Bailie	g	4-10	1-4	0-0	2	1	3	3	9	0	2	0	1	23
Team						0	3	3							
Totals			17-42	8-18	6-9	3	23	26	18	48	12	18	1	6	200

FG % 1st Half: 7-22 31.8% 2nd half: 10-20 50.0% Game: 17-42 40.5% Deadball Rebounds 0
3FG % 1st Half: 1-8 12.5% 2nd half: 7-10 70.0% Game: 8-18 44.4%
FT % 1st Half: 3-4 75.0% 2nd half: 3-5 60.0% Game: 6-9 66.7%

Jacksonville State 62 • 3-7, 1-1 OVC

#	Player		Total		3-Ptr		Rebounds				PF	TP	A	TO	Blk	Stl	Min
			FG	FGA	FG	FGA	FT	FTA	Off	Def							
20	MANNING, Brittany	f	2-3	0-0	0-2	1	2	3	1	4	1	3	0	1	1	26	
44	VAUGHN, Danielle	f	1-2	0-0	0-0	1	4	5	4	2	1	0	1	2	23		
02	BENEY, Danielle	g	4-6	1-2	2-5	1	4	5	1	11	5	2	0	2	33		
10	PITTS, Zenobia	g	4-13	1-6	6-6	1	3	4	3	15	3	2	0	7	36		
25	WILEY, Brittany	g	7-15	2-7	0-2	3	3	6	4	16	1	4	0	0	29		
01	CROWDER, Lakeria	g	0-1	0-0	0-0	0	0	0	0	0	0	0	0	0	4		
03	MCCARTHY, Amanda	g	0-0	0-0	0-0	0	2	2	0	0	1	0	0	0	7		
14	LANE, Destiny	g	1-4	0-1	2-3	0	3	3	1	4	0	1	0	0	18		
21	HILL, JaDechia	g	1-2	0-0	4-4	0	1	1	2	6	0	0	0	1	11		
23	CARMINE, Candice	g	2-4	0-0	0-0	0	2	2	1	4	2	2	0	1	13		
							1	2	3								
	Totals		22-50	4-16	14-22	8	26	34	17	62	14	14	1	14	200		



SOUTHEAST MISSOURI STATE UNIVERSITY REDHAWKS BASKETBALL

Official Basketball Box Score -- Game Totals -- Final Statistics Lindenwood-Bellelville vs Southeast Missouri 12/30/10 12:00 p.m. at Show Me Center

Lindenwood-Bellelville 46 • 4-11

#	Player		Total		3-Ptr		Rebounds			PF	TP	A	TO	Blk	Stl	Min
			FG-FGA	FG-FGA	FT-FTA	Off	Def	Tot								
12	WILSON, Destini	f	3-9	1-5	0-1	2	2	4	1	7	0	1	0	1	0	18
33	WILL, Ashley	f	2-6	0-0	5-8	8	4	12	2	9	1	2	1	0	1	24
41	BUCHANAN, Blake	c	3-10	1-6	0-0	0	6	6	2	7	2	4	1	0	1	27
01	CLARK, Megan	g	1-6	0-0	1-4	1	2	3	3	3	2	3	0	2	3	34
11	TEICH, Kasey	g	1-4	0-2	0-2	1	0	1	2	2	4	4	0	0	0	35
02	NEWELL, Chanel		0-1	0-0	0-2	0	1	1	0	0	0	0	0	0	0	8
03	MCCRAY, MEELUN		0-1	0-0	0-0	1	0	1	0	0	0	0	0	0	0	5
05	FEWKES, Kaci		1-4	1-4	0-0	0	1	1	1	3	0	1	0	0	0	6
20	LONDON, Lavetta		3-8	2-4	2-3	0	2	2	1	10	0	4	0	1	0	19
22	SMITH, Tiesha		0-1	0-1	0-0	0	0	0	0	1	0	0	0	0	0	7
25	BRANSTETTER, Brit		0-3	0-0	1-2	1	3	4	0	1	0	0	0	0	0	7
44	BURNS, Marquichea		0-2	0-0	4-4	3	3	6	0	4	0	3	0	0	0	10
	Team					3	4	7								
	Totals		14-55	5-22	13-26	20	28	48	13	46	9	22	2	4	200	

FG % 1st Half: 7-23 30.4% 2nd half: 7-32 21.9% Game: 14-55 25.5%
3FG % 1st Half: 2-10 20.0% 2nd half: 3-12 25.0% Game: 5-22 22.7%
FT % 1st Half: 2-7 28.6% 2nd half: 11-19 57.9% Game: 13-26 50.0%

Deadball
Rebounds
5

Southeast Missouri 77 • 5-8, 1-3 OVC

#	Player		Total		3-Ptr		Rebounds			PF	TP	A	TO	Blk	Stl	Min		
			FG	FGA	FG	FGA	FT	FTA	Off								Def	Tot
15	SHIFFER, Courtney	f	4	6	0	0	1	4	2	3	5	1	9	1	2	3	0	21
40	ROBERTS, Baillie	f	4	7	1	3	2	2	1	5	6	5	11	1	2	2	1	17
21	EVANS, Karley	g	3	5	0	2	0	1	0	3	3	1	6	7	2	0	1	22
23	DAVIS, Jasmine	g	2	5	1	2	0	0	0	7	7	3	5	6	0	0	1	28
25	NORMAN, Katie	g	6	11	3	5	3	3	1	2	3	3	18	2	0	0	0	21
01	BECK, Bianca		2	8	0	3	1	2	1	3	4	1	5	3	1	0	3	24
04	HARRIEL, Brittany		2	8	0	2	0	0	1	5	6	1	4	0	1	2	0	21
22	FIELDS, Shelah		6	10	3	5	0	0	0	1	1	3	15	3	0	0	2	25
24	HOLMES, Amber		2	4	0	0	0	0	1	1	2	4	4	1	2	0	0	21
Team									1	0	1							

FG % 1st Half: 15-30 50.0% 2nd half: 16-34 47.1% Game: 31-64 48.4%
3FG % 1st Half: 4-8 50.0% 2nd half: 4-14 28.6% Game: 8-22 36.4%
FT % 1st Half: 6-9 66.7% 2nd half: 1-3 33.3% Game: 7-12 58.3%

Deadball
Rebounds
1

Officials: Robin Orr, Kerry Henson, Brent Garcia
Technical fouls: Lindenwood-Bellelville-None. Southeast Missouri-None.
Attendance: 379

Score by periods	1st	2nd	Total
Lindenwood-Bellelville	18	28	46
Southeast Missouri	40	37	77

Points	In	Off	2nd	Fast	Bench
LU-B	14	5	14	2	18
SEMO	32	25	11	14	28

Last FG - LU-B 2nd-02:45, SEMO 2nd-00:30.
Largest lead - LU-B None, SEMO by 32 2nd-05:21.
Score tied - 0 times.
Lead changed - 0 times.

Official Basketball Box Score -- Game Totals -- Final Statistics Southeast Missouri vs Notre Dame 01/02/11 2 p.m. at Notre Dame, Ind. (Purcell Pavilion)

Southeast Missouri 21 • (5-9,1-3)

#	Player		FG		3-Ptr		Rebounds				PF	TP	A	TO	Blk	Stl	Min	
			FGA	FG-F	FGA	FG-F	FTA	FT-F	Off	Def								Tot
04	HARRIEL, Brittany	f	0-2	0-1	0-0	0	3	3	0	1	1	0	0	19				
15	SHIFFER, Courtney	f	0-4	0-0	1-2	3	0	3	2	1	0	4	1	0	28			
21	EVANS, Karley	g	1-5	1-4	0-0	0	0	0	0	3	1	3	0	1	23			
23	DAVIS, Jasmine	g	2-11	2-7	0-0	0	1	1	4	6	1	2	0	1	28			
25	NORMAN, Katie	g	1-9	1-6	0-0	0	1	1	2	3	1	3	0	0	28			
01	BECK, Bianca	g	0-8	0-3	0-0	1	0	1	3	0	2	2	0	2	30			
22	FIELDS, Shelah	g	1-4	1-4	0-0	0	0	0	0	3	0	0	0	1	13			
24	HOLMES, Amber	g	0-0	0-0	0-0	0	0	0	0	0	0	0	0	0	3			
40	ROBERTS, Baillie	g	2-10	1-7	0-0	0	5	5	4	5	1	3	0	0	28			
Team							4	6	10					3				
Totals			7-56	6-32	1-2	8	16	24	18	21	7	22	1	5	200			

FG % 1st Half: 2-27 7.4% 2nd half: 5-29 17.2% Game: 7-56 12.5%
3FG % 1st Half: 2-12 16.7% 2nd half: 4-20 20.0% Game: 6-32 18.8%
FT % 1st Half: 0-0 0.0% 2nd half: 1-2 50.0% Game: 1-2 50.0%

Deadball
Rebounds
0

Notre Dame 97 • (12-3,1-0)

#	Player	F	Total		3-Ptr		Rebounds				PF	TP	A	TO	Blk	Stl	Min
			FGA	FG-FGA	FTA	FT-FTA	Off	Def	Total								
14	PETERS, Devereaux	f	5	12	0-0	1-3	7	6	13	1	11	2	2	0	3	14	
32	BRUSZEWSKI, Becca	f	6	9	0-1	0-0	3	2	5	0	12	2	0	0	1	16	
04	DIGGINS, Skylar	g	7	8	0-1	4-5	1	3	4	1	18	7	2	0	2	19	
21	NOVOSEL, Natalie	g	3	4	1-1	0-0	3	3	6	1	7	3	1	0	1	14	
22	MALLORY, Brittany	g	1	6	1-6	0-0	0	1	1	0	3	1	0	0	2	15	
02	BADWAY, Veronica	g	1	1	1-1	0-0	0	0	0	0	3	0	1	0	0	5	
11	ACHONWA, Natalie	g	4	6	0-0	0-0	2	5	7	1	8	2	1	2	2	18	
12	MILLER, Fraderica	g	1	4	0-0	2-2	2	8	10	3	4	3	2	0	0	22	
15	TURNER, Kaila	g	1	5	1-4	4-4	0	4	4	0	7	3	1	0	0	24	
23	McBRIDE, Kayla	g	6	10	0-0	5-6	2	2	4	0	17	2	1	0	0	26	
41	FORR, Mary	g	1	3	0-0	0-0	0	0	0	1	2	0	0	1	0	10	
44	BRAKER, Ariel	g	1	3	0-0	3-8	3	5	8	0	5	2	1	2	0	17	
Team									1 3 4								
Totals					37-71	4-14	19-28	24	42	66	8	97	27	12	5	16	200

FG % 1st Half: 16-40 40.0% 2nd half: 21-31 67.7% Game: 37-71 52.1%
3FG % 1st Half: 2-9 22.2% 2nd half: 2-5 40.0% Game: 4-14 28.6%
FT % 1st Half: 12-16 75.0% 2nd half: 7-12 58.3% Game: 19-28 67.9%

Deadball
Rebounds
3

Officials: Wesley Dean, Kevin Dillard, Rod Creech
Technical fouls: Southeast Missouri-None. Notre Dame-None.
Attendance: 8653

Score by periods	1st	2nd	Total
Southeast Missouri	6	15	21
Notre Dame	46	51	97

Points	In	Off	2nd	Fast	Bench
SEMO	0	58	34	1	12
ND	4	24	1	0	8

Last FG - SEMO 2nd-02:36, ND 2nd-00:00.
Largest lead - SEMO None, ND by 76 2nd-02:58.

Score tied - 0 times.
Lead changed - 0 times.

Official Basketball Box Score -- Game Totals -- Final Statistics Eastern Illinois vs Southeast Missouri 01/08/11 4 p.m. at Show Me Center -- Cape Girardeau, Mo.

Eastern Illinois 68 • 8-7, 4-1 OVC

#	Player	F	G	A	FG-TOTAL		3-Ptr		Rebounds			PF	TP	A	TO	Blk	Stl	Min
					FGA	FG	FGA	FT	FTA	Off	Def							
33	MITCHELL, Sydney	f	4	13	1-2	4-5	2	5	7	1	13	2	1	0	5	37		
44	PRESSLEY, Chantelle	f	1	5	0-0	2-2	0	3	3	5	4	0	2	0	1	22		
1	KING, Mariah	f	6	12	1-3	4-4	2	2	4	2	17	0	4	0	1	31		
04	WYSS, Kelsey	g	2	8	1-5	0-0	0	3	3	2	5	4	0	0	1	35		
15	NIXON, Ta'Kenya	g	3	5	0-1	7-9	6	6	12	2	13	6	3	0	1	35		
21	HELD, Hillary	g	2	3	0-0	1-2	1	1	2	0	5	0	0	0	1	8		
22	CRUNK, Jordyne	g	2	7	2-6	3-4	0	3	3	4	9	2	2	0	2	26		
24	PALOMBIZIO, Morgan	g	0	0	0-0	0-0	0	0	0	0	0	0	0	0	0	4		
25	COCHRAN, Brittany	g	1	1	0-0	0-0	1	0	1	0	2	0	0	0	0	1		
40	OLSON, Taryn	g	0	0	0-0	0-0	0	0	0	0	0	0	0	0	0	1		
Team										2 2 4								
Totals					21-54	5-17	21-26	14	25	39	16	68	15	17	0	12	200	

FG % 1st Half: 9-26 34.6% 2nd half: 12-28 42.9% Game: 21-54 38.9%
3FG % 1st Half: 1-7 14.3% 2nd half: 4-10 40.0% Game: 5-17 29.4%
FT % 1st Half: 8-9 88.9% 2nd half: 13-17 76.5% Game: 21-26 80.8%

Deadball
Rebounds
4

Southeast Missouri 43 • 5-10, 1-4 OVC

#	Player	F
---	--------	---

SOUTHEAST MISSOURI STATE UNIVERSITY

REDHAWKS BASKETBALL

Official Basketball Box Score -- Game Totals -- Final Statistics

Eastern Kentucky vs Southeast Missouri

01/15/11 6:00 p.m. at Show Me Center

Eastern Kentucky 58 • 4-12, 1-7 OVC

#	Player	Total		3-Ptr		Rebounds		PF	TP	A	TO	Blk	Stl	Min
		FG-FGA	FG-FGA	FT-FTA	FT-FTA	Off	Def							
34	MOSSONG, Nadia	f	4-8	1-3	1-3	2	8	10	4	10	0	2	0	29
42	JONES, Alex	f	2-7	0-0	7-7	3	1	4	3	11	0	5	0	20
15	BASS, Reese	f	1-9	1-6	1-2	0	1	1	2	4	4	2	0	30
22	COLES, Brittany	g	4-9	3-7	2-2	1	0	1	4	13	0	3	0	27
23	STOVALL, Jasmine	g	0-1	0-0	0-0	1	1	2	2	0	1	1	0	15
05	COLYER, Shakyaia	g	1-4	0-1	0-0	0	1	1	1	2	0	3	0	23
20	WHITE, Cherie	g	2-4	0-1	3-4	4	1	5	3	7	0	2	0	20
21	PRITCHETT, Ashley	g	0-0	0-0	0-0	0	0	0	1	0	0	0	0	0
25	CARPENTER, Marie	g	3-18	0-5	5-6	3	4	7	4	11	1	0	0	36
Team						1	0	1						
Totals		17-60	5-23	19-24	15	17	32	24	58	6	18	0	6	200

FG % 1st Half: 7-25 28.0% 2nd half: 10-35 28.6% Game: 17-60 28.3%
 3FG % 1st Half: 2-8 25.0% 2nd half: 3-15 20.0% Game: 5-23 21.7%
 FT % 1st Half: 2-4 50.0% 2nd half: 17-20 85.0% Game: 19-24 79.2%

Deadball
Rebounds
4

Southeast Missouri 74 • 6-11, 2-5 OVC

#	Player	Total		3-Ptr		Rebounds		PF	TP	A	TO	Blk	Stl	Min
		FG-FGA	FG-FGA	FT-FTA	FT-FTA	Off	Def							
04	HARRIEL, Brittany	f	4-5	0-0	2-4	3	9	12	2	10	0	2	0	33
15	SHIFFER, Courtney	f	4-5	0-0	5-5	2	4	6	3	13	3	3	0	24
21	EVANS, Karley	g	1-4	0-2	8-13	1	3	4	1	10	2	3	0	32
22	FIELDS, Shelah	g	1-7	1-6	6-6	0	1	1	2	9	1	2	1	18
25	NORMAN, Katie	g	6-9	3-5	0-0	1	5	6	3	15	1	1	0	38
01	BECK, Bianca	g	0-2	0-0	0-0	1	3	4	0	2	2	0	1	18
23	DAVIS, Jasmine	g	1-2	1-1	6-6	0	0	0	3	9	2	3	0	16
40	ROBERTS, Bailie	g	4-9	0-2	0-0	0	3	3	3	8	0	4	0	21
Team						0	0	0						
Totals		21-43	5-16	27-34	8	28	36	21	74	11	20	1	2	200

FG % 1st Half: 9-23 39.1% 2nd half: 12-20 60.0% Game: 21-43 48.8%
 3FG % 1st Half: 4-9 44.4% 2nd half: 1-7 14.3% Game: 5-16 31.3%
 FT % 1st Half: 7-8 87.5% 2nd half: 20-26 76.9% Game: 27-34 79.4%

Deadball
Rebounds
5

Officials: Roger Cross, Kerry Winders, Wayne Patterson
 Technical fouls: Eastern Kentucky-COLES, Brittany, Southeast Missouri-ROBERTS, Bailie.
 Attendance: 2353

Score by periods	1st	2nd	Total
Eastern Kentucky	18	40	58
Southeast Missouri	29	45	74

Last FG - EKU 2nd-00:23, SEMO 2nd-03:03.
 Largest lead - EKU None, SEMO by 19 2nd-00:46.

Points In Off 2nd Fast
EKU Paint T/O Chance Break Bench
18 16 13 15 0 20
SEMO 16 10 8 0 0 17

Score tied - 0 times.
 Lead changed - 0 times.

Official Basketball Box Score -- Game Totals -- Final Statistics

Southeast Missouri vs UT Martin

01/19/11 7:30 p.m. at Elam Center - Martin, Tenn.

Southeast Missouri 62 • 6-12 (2-6 OVC)

#	Player	Total		3-Ptr		Rebounds		PF	TP	A	TO	Blk	Stl	Min
		FG-FGA	FG-FGA	FT-FTA	FT-FTA	Off	Def							
04	HARRIEL, Brittany	f	3-8	0-0	2-4	3	4	7	3	8	0	3	0	26
25	NORMAN, Katie	f	3-8	0-3	0-1	0	3	3	1	6	4	0	0	25
15	SHIFFER, Courtney	c	1-6	0-0	1-2	0	3	3	3	3	1	3	0	24
21	EVANS, Karley	g	3-6	1-4	0-0	0	0	0	2	7	2	3	0	24
22	FIELDS, Shelah	g	0-5	0-3	0-0	0	1	1	3	0	1	3	0	14
01	BECK, Bianca	g	1-3	0-1	3-8	3	0	3	5	1	1	0	1	14
05	LANE, Erika	g	2-3	0-1	0-1	0	1	1	0	4	0	0	0	6
23	DAVIS, Jasmine	g	3-4	2-3	7-7	0	0	0	0	15	3	1	0	24
24	HOLMES, Amber	g	0-0	0-0	0-0	0	0	0	0	3	0	0	0	1
40	ROBERTS, Bailie	g	6-13	1-3	1-4	4	5	9	2	14	1	4	0	28
Team						2	6	8						
Totals		22-56	4-18	14-27	12	23	35	20	62	13	19	0	9	200

FG % 1st Half: 12-29 41.4% 2nd half: 10-27 37.0% Game: 22-56 39.3%
 3FG % 1st Half: 3-14 21.4% 2nd half: 1-4 25.0% Game: 4-18 22.2%
 FT % 1st Half: 3-9 33.3% 2nd half: 11-18 61.1% Game: 14-27 51.9%

Deadball
Rebounds
0,3

UT Martin 92 • 11-8 (6-2 OVC)

#	Player	Total		3-Ptr		Rebounds		PF	TP	A	TO	Blk	Stl	Min
		FG-FGA	FG-FGA	FT-FTA	FT-FTA	Off	Def							
20	HAISLIP, Jacissa	f	4-10	3-9	0-0	2	6	8	3	11	1	1	0	26
22	WEATHERLY, Alecia	f	2-4	1-2	4-5	4	4	8	0	9	3	0	0	19
33	BRYANT, Rickiesha	c	3-4	0-0	3-5	2	5	7	3	9	1	1	3	28
11	BUTLER, Heather	g	6-12	4-10	1-2	0	2	2	1	17	6	0	0	17
12	NEWSOME, Jasmine	g	4-10	1-4	2-2	0	0	0	5	11	7	2	0	36
03	WRIGHT, Allison	g	1-2	0-0	1-4	1	1	2	1	3	0	2	0	9
05	MINTER, Matrikia	g	0-2	0-2	0-0	0	2	2	1	0	1	1	0	6
14	HALL, Taylor	g	1-3	1-3	0-0	0	0	0	2	3	1	3	0	12
15	SWAIM, Grace Ann	g	0-1	0-1	0-0	1	0	1	0	0	0	0	0	5
32	WHITE, Megan	g	2-8	2-7	0-0	0	0	0	2	6	1	1	0	12
24	CRAWFORD, Shelby	g	0-1	0-0	0-0	0	0	0	3	0	0	1	0	8
40	GLENN, Perica	g	2-2	0-0	1-2	3	4	7	1	5	0	0	0	11
42	HAWN, Beth	g	4-7	2-3	1-1	3	0	3	1	11	0	1	2	13
45	REEDY, Aubrey	g	1-1	0-0	5-5	2	2	4	1	7	2	0	0	1
Team						1	6	7						
Totals		30-67	14-41	18-26	19	32	51	24	92	23	14	5	12	200

FG % 1st Half: 16-35 45.7% 2nd half: 14-32 43.8% Game: 30-67 44.8%
 3FG % 1st Half: 7-22 31.8% 2nd half: 7-19 36.8% Game: 14-41 34.1%
 FT % 1st Half: 8-10 80.0% 2nd half: 10-16 62.5% Game: 18-26 69.2%

Deadball
Rebounds
0,3

Officials: Jay Davis (r), Charlie Hust, Jill Hartzell
 Technical fouls: Southeast Missouri-None. UT Martin-None.
 Attendance: 1658

Score by periods	1st	2nd	Total
Southeast Missouri	30	32	62
UT Martin	47	45	92

	In	Off	2nd	Fast	
Points	Paint	T/O	Chance	Break	Bench
SEMO	26	12	10	6	38
UTM	32	23	15	13	35

Last FG - SEMO 2nd-00:40, UTM 2nd-00:56.
 Largest lead - SEMO by 1 1st-15:29, UTM by 33 2nd-02:19.

Score tied - 1 time.
 Lead changed - 4 times.

Official Basketball Box Score -- Game Totals -- Final Statistics

Southeast Missouri vs Murray State

01/22/11 5:15 p.m. at Murray, Ky. (CFSB Center)

Southeast Missouri 48 • 7-12 (3-6 OVC)

#	Player	Total		3-Ptr		Rebounds		PF	TP	A	TO	Blk	Stl	Min
		FG-FGA	FG-FGA	FT-FTA	FT-FTA	Off	Def							
04	HARRIEL, Brittany	f	3-8	1-4	2-3	3	10	13	0	9	0	1	2	31
25	NORMAN, Katie	f	3-8	1-4	2-2	2	4	6	2	9	2	2	1	29
15	SHIFFER, Courtney	c	1-5	0-0	4-4	3	2	5	2	6	3	2	0	21
01	BECK, Bianca	g	0-4	0-1	0-0	0	3	4	7	1	0	1	6	0
22	FIELDS, Shelah	g	4-7	3-4	0-0	0	1	1	3	11	0	3	0	15
05	LANE, Erika	g	0-2	0-0	2-2	0	0	0	1	2	0	0	0	14
21	EVANS, Karley	g	0-2	0-1	2-2	1	2	3	0	2	0	3	0	11
23	DAVIS, Jasmine	g	2-9	0-3	3-5	0	3	3	3	7	1	2	0	28
24	HOLMES, Amber	g	0-0	0-0	0-0	2	0	2	1	0	0	0	1	7
40	ROBERTS, Bailie	g	1-8	0-3	0-0	0	1	1	1	2	2	1	0	21
Team						2	2	4						
Totals		14-53	5-20	15-18	16	29	45	14	48	9	20	4	8	200

FG % 1st Half: 9-24 37.5% 2nd half: 5-29 17.2% Game: 14-53 26.4%
 3FG % 1st Half: 3-8 37.5% 2nd half: 2-12 16.7% Game: 5-20 25.0%
 FT % 1st Half: 3-5 60.0% 2nd half: 12-13 92.3% Game: 15-18 83.3%

Deadball
Rebounds
1

Murray State 44 • 6-13 (2-7 OVC)

Player															Total	3-Ptr	Rebounds		PF	TP	A	TO	Blk	Stl	Min																																																																																																																																																																																																																																																																																																																																																																																																																																																																																																																																																																																																																																																																																																																																																																																																																																																																																																																																																																																																																																																																																																																																																																																																																																																																																																					
#	Player	f	g	g	g	g	g	g	g	g	g	g	g	g	g	g	g	g								g	g	g	g	g	g	g	g	g	g	g	g	g	g	g	g	g	g	g	g	g	g	g	g	g	g	g	g	g	g	g	g	g	g	g	g	g	g	g	g	g	g	g	g	g	g	g	g	g	g	g	g	g	g	g	g	g	g	g	g	g	g	g	g	g	g	g	g	g	g	g	g	g	g	g	g	g	g	g	g	g	g	g	g	g	g	g	g	g	g	g	g	g	g	g	g	g	g	g	g	g	g	g	g	g	g	g	g	g	g	g	g	g	g	g	g	g	g	g	g	g	g	g	g	g	g	g	g	g	g	g	g	g	g	g	g	g	g	g	g	g	g	g	g	g	g	g	g	g	g	g	g	g	g	g	g	g	g	g	g	g	g	g	g	g	g	g	g	g	g	g	g	g	g	g	g	g	g	g	g	g	g	g	g	g	g	g	g	g	g	g	g	g	g	g	g	g	g	g	g	g	g	g	g	g	g	g	g	g	g	g	g	g	g	g	g	g	g	g	g	g	g	g	g	g	g	g	g	g	g	g	g	g	g	g	g	g	g	g	g	g	g	g	g	g	g	g	g	g	g	g	g	g	g	g	g	g	g	g	g	g	g	g	g	g	g	g	g	g	g	g	g	g	g	g	g	g	g	g	g	g	g	g	g	g	g	g	g	g	g	g	g	g	g	g	g	g	g	g	g	g	g	g	g	g	g	g	g	g	g	g	g	g	g	g	g	g	g	g	g	g	g	g	g	g	g	g	g	g	g	g	g	g	g	g	g	g	g	g	g	g	g	g	g	g	g	g	g	g	g	g	g	g	g	g	g	g	g	g	g	g	g	g	g	g	g	g	g	g	g	g	g	g	g	g	g	g	g	g	g	g	g	g	g	g	g	g	g	g	g	g	g	g	g	g	g	g	g	g	g	g	g	g	g	g	g	g	g	g	g	g	g	g	g	g	g	g	g	g	g	g	g	g	g	g	g	g	g	g	g	g	g	g	g	g	g	g	g	g	g	g	g	g	g	g	g	g	g	g	g	g	g	g	g	g	g	g	g	g	g	g	g	g	g	g	g	g	g	g	g	g	g	g	g	g	g	g	g	g	g	g	g	g	g	g	g	g	g	g	g	g	g	g	g	g	g	g	g	g	g	g	g	g	g	g	g	g	g	g	g	g	g	g	g	g	g	g	g	g	g	g	g	g	g	g	g	g	g	g	g	g	g	g	g	g	g	g	g	g	g	g	g	g	g	g	g	g	g	g	g	g	g	g	g	g	g	g	g	g	g	g	g	g	g	g	g	g	g	g	g	g	g	g	g	g	g	g	g	g	g	g	g	g	g	g	g	g	g	g	g	g	g	g	g	g	g	g	g	g	g	g	g	g	g	g	g	g	g	g	g	g	g	g	g	g	g	g	g	g	g	g	g	g	g	g	g	g	g	g	g	g	g	g	g	g	g	g	g	g	g	g	g	g	g	g	g	g	g	g	g	g	g	g	g	g	g	g	g	g	g	g	g	g	g	g	g	g	g	g	g	g	g	g	g	g	g	g	g	g	g	g	g	g	g	g	g	g	g	g	g	g	g	g	g	g	g	g	g	g	g	g	g	g	g	g	g	g	g	g	g	g	g	g	g	g	g	g	g	g	g	g	g	g	g	g	g	g	g	g	g	g	g	g	g	g	g	g	g	g	g	g	g	g	g	g	g	g	g	g	g	g	g	g	g	g	g	g	g	g	g	g	g	g	g	g	g	g	g	g	g	g	g	g	g	g	g	g	g	g	g	g	g	g	g	g	g	g	g	g	g	g	g	g	g	g	g	g	g	g	g	g	g	g	g	g	g	g	g	g	g	g	g	g	g	g	g	g	g	g	g	g	g	g	g	g	g	g	g	g	g	g	g	g	g	g	g	g	g	g	g	g	g	g	g	g	g	g	g	g	g	g	g	g	g	g	g	g	g	g	g	g	g	g	g	g	g	g	g	g	g	g	g	g	g	g	g	g	g	g	g	g	g	g	g	g	g	g	g	g	g	g	g	g	g	g	g	g	g	g	g	g	g	g	g	g	g	g	g	g	g	g	g	g	g	g	g	g	g	g	g	g	g	g	g	g	g	g	g	g	g	g	g	g	g	g	g	g	g	g	g	g	g	g	g	g	g	g	g	g	g	g	g	g	g	g	g	g	g	g	g	g	g	g	g	g	g	g	g	g	g	g	g	g	g	g	g	g	g	g	g	g	g	g	g	g	g	g	g	g	g	g	g	g	g	g	g	g	g	g	g	g	g	g	g	g	g	g	g	g	g	g	g	g	g	g	g	g	g	g	g	g	g	g	g	g	g	g	g	g	g	g	g	g	g	g	g	g	g	g	g	g	g	g	g	g	g	g	g	g	g	g	g	g	g	g	g	g	g	g	g	g	g	g	g	g	g	g	g	g	g	g	g	g	g	g	g	g	g	g	g	g	g	g	g	g	g	g	g	g	g	g	g	g	g	g	g	g	g	g	g	g	g	g	g	g	g	g	g	g	g	g	g	g	g	g	g	g	g	g	g	g	g	g	g	g	g	g	g	g	g	g	g	g	g	g	g	g	g	g	g	g	g	g	g	g	g	g	g	g	g	g	g	g	g	g	g	g	g	g	g	g	g	g	g	g	g	g	g	g	g	g	g	g	g	g	g	g	g	g	g	g	g	g	g	g	g	g	g	g	g	g	g	g	g	g	g	g	g	g	g	g	g	g	g	g	g	g	g	g	g	g	g	g	g	g	g	g	g	g	g	g	g	g	g	g	g	g	g	g	g	g	g	g	g	g	g	g	g	g	g	g	g	g	g	g	g	g	g	g	g	g	g	g



SOUTHEAST MISSOURI STATE UNIVERSITY REDHAWKS BASKETBALL

Official Basketball Box Score -- Game Totals -- Final Statistics Tennessee Tech vs Southeast Missouri 01/29/11 4:00 p.m. at Show Me Center

Tennessee Tech 69 • 16-4, 10-1 OVC

#	Player		Total			3-Ptr			Rebounds			PF	TP	A	T	Blk	Stl	Min
			FG	FGA	FT	FTA	Off	Def	Off	Def	Tot							
41	COOK, Kylie	f	2-3	2-2	0-0	2	1	3	4	6	1	2	1	0	21			
44	DARLING, Brittany	c	0-3	0-0	0-0	2	1	3	1	0	0	1	0	0	8			
03	COOK, Kellie	g	3-8	1-3	0-0	2	2	4	1	7	2	1	1	0	27			
21	HAYES, Tacarra	g	6-10	0-0	6-9	5	7	12	5	18	5	6	0	1	34			
24	GLIDDEN, Rachel	g	0-10	0-6	0-0	2	0	2	0	2	1	0	0	0	24			
01	MOORE, Keisha	g	0-4	0-2	6-6	0	0	0	3	6	0	1	0	2	9			
10	JORDAN, Briana	g	2-5	2-3	4-4	0	4	4	3	10	4	6	0	3	25			
12	STIRRUP, Krystal	g	1-5	0-0	0-0	1	1	2	2	0	1	0	1	1	18			
40	HEADY, Molly	g	8-14	0-1	4-5	4	4	8	1	20	0	2	0	1	34			
Team						1	3	4										
Totals			22-62	5-17	20-24	19	23	42	20	69	14	21	2	8	200			

FG % 1st Half: 11-32 34.4% 2nd half: 11-30 36.7% Game: 22-62 35.5%
3FG % 1st Half: 3-8 37.5% 2nd half: 2-9 22.2% Game: 5-17 29.4%
FT % 1st Half: 4-7 57.1% 2nd half: 16-17 94.1% Game: 20-24 83.3%

Deadball
Rebounds
2,1

Southeast Missouri 59 • 7-14, 3-8 OVC

#	Player		Total			3-Ptr			Rebounds			PF	TP	A	T	Blk	Stl	Min
			FG	FGA	FT	FTA	Off	Def	Off	Def	Tot							
04	HARRIEL, Brittany	f	1-5	1-4	2-2	1	4	5	2	5	0	3	0	0	25			
15	SHIFFER, Courtney	f	2-8	0-0	3-4	1	3	4	4	7	1	3	1	0	20			
01	BECK, Bianca	g	0-0	0-0	0-0	0	2	2	4	0	0	2	0	0	8			
05	LANE, Erika	g	5-11	1-3	1-2	1	3	4	4	12	2	5	0	2	33			
25	NORMAN, Katie	g	4-10	2-5	4-5	0	3	3	3	14	2	4	0	3	35			
22	FIELDS, Shelah	g	2-7	1-2	3-4	1	1	2	3	8	2	4	0	0	19			
23	DAVIS, Jasmine	g	1-3	1-2	0-0	0	2	2	2	3	1	1	0	0	31			
24	HOLMES, Amber	g	1-1	0-0	0-2	1	1	2	0	2	1	0	0	0	9			
40	ROBERTS, Baillie	g	4-7	0-1	0-0	1	3	4	0	8	1	2	0	0	20			
Team						4	2	6										
Totals			20-52	6-17	13-19	10	24	34	22	59	10	24	1	7	200			

FG % 1st Half: 9-26 34.6% 2nd half: 11-26 42.3% Game: 20-52 38.5%
3FG % 1st Half: 2-7 28.6% 2nd half: 4-10 40.0% Game: 6-17 35.3%
FT % 1st Half: 5-6 83.3% 2nd half: 8-13 61.5% Game: 13-19 68.4%

Deadball
Rebounds
4

Officials: Del Brantley, Ernest Jones, Jennifer Imanuel
Technical fouls: Tennessee Tech-None. Southeast Missouri-None.
Attendance: 1672

Score by periods	1st	2nd	Total
Tennessee Tech	29	40	69
Southeast Missouri	25	34	59

Last FG - TTU 2nd-02:10, SEMO 2nd-00:00.
Largest lead - TTU by 18 2nd-08:04, SEMO by 3 1st-08:03.

Score tied - 6 times.
Lead changed - 6 times.

Official Basketball Box Score -- Game Totals -- Final Statistics Southeast Missouri vs Eastern Illinois 02/05/11 4 p.m. at Lantz Arena (Charleston, Ill.)

Southeast Missouri 49 • 7-15 (3-9 OVC)

#	Player		Total			3-Ptr			Rebounds			PF	TP	A	T	Blk	Stl	Min
			FG	FGA	FT	FTA	Off	Def	Off	Def	Tot							
15	SHIFFER, Courtney	f	1-4	0-0	2-2	1	6	7	4	4	1	3	4	1	20			
25	NORMAN, Katie	f	1-9	0-4	0-0	1	4	5	4	2	1	4	1	0	30			
40	ROBERTS, Baillie	f	5-6	1-2	1-1	1	2	3	2	12	1	3	0	0	27			
01	BECK, Bianca	g	1-6	1-2	1-2	0	1	1	4	4	2	4	0	1	38			
05	LANE, Erika	g	3-7	1-1	0-1	0	0	0	5	7	1	3	0	2	24			
04	HARRIEL, Brittany	g	5-7	3-5	4-4	1	4	5	3	17	0	5	4	2	27			
23	DAVIS, Jasmine	g	1-6	1-4	0-1	0	2	2	1	3	4	3	0	0	31			
24	HOLMES, Amber	g	0-0	0-0	0-0	1	0	1	1	0	0	1	0	0	3			
Team						1	1	2										
Totals			17-45	7-18	8-11	6	20	26	24	49	10	27	9	6	200			

FG % 1st Half: 10-20 50.0% 2nd half: 7-25 28.0% Game: 17-45 37.8%
3FG % 1st Half: 3-5 60.0% 2nd half: 4-13 30.8% Game: 7-18 38.9%
FT % 1st Half: 3-3 100.0% 2nd half: 5-8 62.5% Game: 8-11 72.7%

Deadball
Rebounds
1,1

Eastern Illinois 74 • 12-11 (7-5 OVC)

#	Player		Total			3-Ptr			Rebounds			PF	TP	A	T	Blk	Stl	Min
			FG	FGA	FT	FTA	Off	Def	Off	Def	Tot							
33	MITCHELL, Sydney	f	4-8	1-2	1-3	1	2	3	3	10	3	2	0	0	28			
44	PRESSLEY, Chantelle	f	3-10	0-2	3-3	3	3	6	2	9	2	3	1	0	28			
51	KING, Mariah	f	3-10	0-0	8-10	2	3	5	3	14	0	3	0	2	24			
04	WYSS, Kelsey	g	5-9	5-8	2-2	1	3	4	2	17	3	1	0	1	35			
15	NIXON, TaKenya	g	3-9	0-1	6-7	4	4	8	1	12	7	7	0	3	35			
21	HELD, Hillary	g	2-2	0-0	1-1	1	0	1	1	5	0	0	0	1	12			
22	CRUNK, Jordyne	g	0-2	0-0	2-2	0	2	2	4	2	1	1	0	1	16			
23	PARKER, Jessica	g	1-3	1-1	0-0	0	1	1	0	3	1	2	0	1	11			
24	PALOMBIZIO, Morgan	g	1-1	0-0	0-0	1	1	2	0	2	0	0	0	0	5			
25	COCHRAN, Brittany	g	0-0	0-0	0-0	0	2	2	0	0	0	0	1	0	2			
40	OLSON, Taryn	g	0-2	0-0	0-0	0	0	0	0	0	0	0	1	0	4			
Team						4	3	7										
Totals			22-56	7-14	23-28	17	24	41	16	74	17	19	3	9	200			

FG % 1st Half: 9-30 30.0% 2nd half: 13-26 50.0% Game: 22-56 39.3%
3FG % 1st Half: 2-8 25.0% 2nd half: 5-6 83.3% Game: 7-14 50.0%
FT % 1st Half: 6-8 75.0% 2nd half: 17-20 85.0% Game: 23-28 82.1%

Deadball
Rebounds
1

Officials: Thurman Leggs Jr., Michael Brasher, Jacob Asher
Technical fouls: Southeast Missouri-None. Eastern Illinois-None.
Attendance: 888
Ohio Valley Conference contest

Score by periods	1st	2nd	Total
Southeast Missouri	26	23	49
Eastern Illinois	26	48	74

Points	In	Off	2nd	Fast	Bench
SEMO	12	15	7	0	20
EIU	22	26	10	10	12

Last FG - SEMO 2nd-03:45, EIU 2nd-00:26.
Largest lead - SEMO by 6 1st-11:41, EIU by 25 2nd-00:26.

Score tied - 6 times.
Lead changed - 7 times.

Official Basketball Box Score -- Game Totals -- Final Statistics Southeast Missouri vs Eastern Kentucky 02/10/11 5:30 p.m. at Richmond, Ky. (McBrayer Arena)

Southeast Missouri 64 • 8-15 (4-9 OVC)

#	Player		Total			3-Ptr			Rebounds			PF	TP	A	T	Blk	Stl	Min
			FG	FGA	FT	FTA	Off	Def	Off	Def	Tot							
04	HARRIEL, Brittany	f	9-19	1-3	4-4	0	6	6	1	23	1	1	0	0	32			
15	SHIFFER, Courtney	f	0-1	0-0	0-0	1	1	2	4	0	1	2	0	0	15			
01	BECK, Bianca	g	3-6	0-1	1-2	0	3	3	3	7	0	0	0	2	27			
05	LANE, Erika	g	5-8	4-6	3-4	2	3	5	2	17	2	3	0	1	31			
25	NORMAN, Katie	g	1-3	1-3	0-0	0	3	3	3	3	2	0	0	0	23			
22	FIELDS, Shelah	g	1-3	1-2	0-0	0	0	0	0	3	2	2	0	0	12			
23	DAVIS, Jasmine	g	1-6	0-3	0-0	0	1	1	3	2	3	0	0	0	28			
24	HOLMES, Amber	g	0-0	0-0	1-2	0	0	0	1	1	0	0	0	0	8			
40	ROBERTS, Baillie	g	4-9	0-2	0-0	3	6	9	0	8	1	1	0	1	24			
Team						1	0	1										
Totals			24-55	7-20	9-12	6	24	30	17	64	16	11	0	4	200			

FG % 1st Half: 13-30 43.3% 2nd half: 11-25 44.0% Game: 24-55 43.6%
3FG % 1st Half: 3-10 30.0% 2nd half: 4-10 40.0% Game: 7-20 35.0%
FT % 1st Half: 1-2 50.0% 2nd half: 8-10 80.0% Game: 9-12 75.0%

Deadball
Rebounds
1

Eastern Kentucky 57 • 6-17 (3-11 OVC)

		Total		3-Ptr		Rebounds													
#	Player		FG-FGA	FG-FGA	FT-FTA	Off	Def	Off	Def	PF	TP	A	T	Blk	Stl				Min
20	WHITE, Cherie	f	2-4	0-0	0-0	2	2	4	1	4	2	0	1	0	0	33			
42	JONES, Alex	f	3-7	0-0	2-4	2	3	5	3	8	1	1	0	0	0	18			
05	COLYER, Shakyeia	g	1-3	0-1	2-2	3	5	8	1	4	3	2	0	1	0	30			
22	COLES, Brittany	f	1-11	0-6	2-4	1	8	9	3	4	0	2	3	2	1	29			
33	STOVALL, Jasmine	f	0-4	0-1	0-0	0	0	0	2	0	1	1	0	0	0	19			
12	BOUIE, Aimee	f	0-0	0-0	0-0	0	0	0	0	0	0	1	0	0	0	2			
15	BASS, Reese	2-4	2	4	3-4	0	1	1	7	4	2	0	0	0	0	26			
25	CARPENTER, Marie	9-17	4-7	7-8	3	5	4	29	1	4	0	4	2	31					
34	MOSSONG, Nadia	0-2	0-2	1-2	0	0	5	1	1	0	1	0	1	0	0	12			
Team						1	0	1											
Totals			18-52	4-19	17-24	12	26	38	16	57	10	14	4	5	20				



SOUTHEAST MISSOURI STATE UNIVERSITY REDHAWKS BASKETBALL

Official Basketball Box Score -- Game Totals -- Final Statistics

Southeast Missouri vs Austin Peay

02/26/11 5:15 p.m. at Clarksville, Tenn. (Dunn Center)

Southeast Missouri 51 • 8-21, 4-14 OVC

#	Player		Total		3-Ptr		Rebounds					PF	TP	A	TO	Blk	Stl	Min
			FG-FA	FG-FGA	FT-FTA	Off	Def	Total										
15	SHIFFER, Courtney	f	3-6	0-0	3-6	4	3	7	4	9	0	3	1	1	31			
24	HOLMES, Amber	f	0-2	0-0	0-0	0	3	3	3	0	1	3	2	0	16			
01	BECK, Bianca	g	1-4	0-1	0-0	0	0	0	2	2	3	2	0	0	23			
05	LANE, Erika	g	5-12	1-2	0-0	1	2	3	2	11	0	2	0	1	28			
25	NORMAN, Katie	g	4-10	1-5	0-0	1	2	3	2	9	2	2	0	1	24			
04	HARRIEL, Brittany		4-7	2-4	4-4	4	8	12	2	14	1	2	0	0	30			
10	MILLER, Monica		0-0	0-0	0-0	0	0	0	0	0	0	1	0	1	3			
21	EVANS, Karley		1-4	0-3	2-2	0	2	2	1	4	2	3	0	0	20			
23	DAVIS, Jasmine		1-2	0-0	0-0	0	0	0	1	2	3	3	0	0	25			
Team						0	1	1										
Totals			19-47	4-15	9-13	10	21	31	17	51	12	21	3	4	200			

FG % 1st Half: 10-22 45.5% 2nd half: 9-25 36.0% Game: 19-47 40.4% Deadball
3FG % 1st Half: 2-7 28.6% 2nd half: 2-8 25.0% Game: 4-15 26.7% Rebounds
FT % 1st Half: 4-7 57.1% 2nd half: 5-6 83.3% Game: 9-13 69.2% 2

Austin Peay 71 • 13-17, 12-6 OVC

Kalamazoo Valley 71-125, 7/12/05																
#	Player		FG	3-Ptr	Rebounds	PF	TP	A	TO	Blk	Stl	Min				
			Total	FGA	FT-FTA	Off	Def	Tot								
00	RAYNER, Jasmine	f	4-6	0-0	4-5	4	2	6	2	12	1	1	0	2	20	
41	THOMAS, Dalila	f	3-5	0-0	2-2	2	2	4	2	8	1	0	3	0	18	
01	RICHARDSON, Salem	g	5-10	0-2	0-1	0	2	2	0	10	4	2	0	2	32	
02	WARNER, Darcie	g	0-3	0-1	0-0	0	1	1	4	0	1	2	0	0	21	
23	FAULKNER, Brooke	g	5-14	1-7	0-0	0	2	2	1	11	4	1	3	2	39	
05	OLSZEWSKI, Nicole		3-7	2-5	1-1	0	1	1	3	9	3	1	0	2	24	
14	SMITH, Neika		0-0	0-0	1-2	0	1	1	0	1	0	0	0	0	2	
15	BROWN, Shyra		1-3	0-0	2-6	2	1	3	2	4	1	0	1	0	17	
24	YARBROUGH, Lauren		0-0	0-0	2-2	1	0	1	0	2	0	0	1	1	1	
30	TALLEY, Nikki		0-0	0-0	0-0	0	2	2	0	0	0	0	0	0	2	
42	HILL, Kaitlyn		0-0	0-0	0-0	0	0	0	0	0	0	0	0	0	3	
43	BUSSABARGER, Megha		7-12	0-1	0-0	4	3	7	3	14	0	0	0	1	21	
Team						3	3	6								
Totals			28-60	3-16	12-19	16	20	36	17	71	15	9	8	10	200	

FG % 1st Half: 16-32 50.0% 2nd half: 12-28 42.9% Game: 28-60 46.7% Deadball
3FG % 1st Half: 3-8 37.5% 2nd half: 0-8 0.0% Game: 3-16 18.8% Rebounds
FT % 1st Half: 4-6 66.7% 2nd half: 8-13 61.5% Game: 12-19 63.2% 2

Officials: Charlie Hust (R), Phillip Freels, Mark Gines
Technical fouls: Southeast Missouri-None. Austin Peay-None.
Attendance: 1583

Score by periods			1st	2nd	Total	Points	In Paint	Off T/O	2nd Chance	Fast Break	Bench
Southeast Missouri			26	25	51						
Austin Peay			39	32	71						

Last FG - SEMO 2nd-01:36, APSUW 2nd-02:02. Score tied - 2 times.
Largest lead - SEMO by 2 1st-19:40, APSUW by 22 2nd-02:02. Lead changed - 1 time.



OUTHEAST
SOUTHEAST MISSOURI STATE UNIVERSITY REDHAWKS
HISTORY AND RECORDS





SOUTHEAST MISSOURI STATE UNIVERSITY REDHAWKS BASKETBALL

INDIVIDUAL HONORS & AWARDS

Missouri Intercollegiate Athletic Association Honors & Awards

NCAA South Regional MVP

1991 Renee Rogliardi

MIAA MVP

1991 Jerri Wiley

MIAA First Team

1983 Pat Colon
1984 Pat Colon
1984 Virginia Blissett
1985 Virginia Blissett
1986 Pat Colon
1986 Virginia Blissett
1987 Sandy Heitschmidt
1988 Anne Cook
1988 Michelle Horneker
1989 Lisa Foster
1990 Michelle Horneker
1990 Jerri Wiley
1991 Jerri Wiley
1991 Sherry Mitchell
1991 Renee Rogliardi

MIAA Second Team

1983 Mary Herring
1984 Mary Herring
1985 Sandy Heitschmidt
1986 Sandy Heitschmidt
1987 Pat Colon
1988 Lisa Foster
1989 Sherry Mitchell
1990 Sarita Wesley
1991 Sarita Wesley

MIAA Honorable Mention

1983 Karen Vaughn
1983 Cindy Zadnick
1984 Cindy Zadnick
1986 Nina Meniffee
1986 Stephanie Williams
1987 Stephanie Williams
1987 Sherri Shirrell
1988 Sherry Mitchell
1988 Vera Roberts
1989 Sarita Wesley
1989 Michelle Horneker
1990 Sherry Mitchell
1990 Renee Rogliardi
1991 Anne Cate

MIAA Newcomer Team

1990 Jerri Wiley

MIAA Freshman Team

1991 Anne Cate

MIAA Coach of the Year

1986 Ed Arnzen
1987 Ed Arnzen
1991 Ed Arnzen



SOUTHEAST MISSOURI STATE UNIVERSITY REDHAWKS BASKETBALL

INDIVIDUAL HONORS & AWARDS

Ohio Valley Conference Honors & Awards

OVC Player of the Year

1996 Gray C. Harris
2005 Tatiana Conceicao

All-OVC First Team

1992 Renee Rogliardi
1994 Gray C. Harris
1995 Gray C. Harris
1996 Gray C. Harris
2001 Lori Chase
2005 Tatiana Conceicao
2006 Tatiana Conceicao
2007 Lachelle Lyles
2008 Missy Whitney

All-OVC Second Team

1993 Julie Meier
1994 Julie Meier
1998 Jamie Koester
1999 Paula Corder-King
2002 Lori Chase
2003 Lori Chase
2007 Missy Whitney
2008 Tarina Nixon
2009 Tarina Nixon

All-OVC Honorable Mention

1997 Jamie Koester
1997 Kim Palmer
1999 Pam Iversen
1999 Rusty Sowers
2003 Carina Souza
2003 Kenja White

OVC Newcomer of the Year

2003 Kenja White
2004 Sami Jo Cotton

OVC All-Freshman/ All-Newcomer

1993 Julie Meier
1993 Gray C. Harris
1996 Sarah Miller
1996 Zandra Moore
1997 Sarah Frazier
1999 Pam Iversen
2000 Lori Chase
2007 Missy Whitney

OVC Coach of the Year

1999 Ed Arzen
2007 John Ishee

OVC Tournament MVP

2006 Tatiana Conceicao
2007 Sonya Daugherty

OVC All-Tournament Team

2003 Lori Chase
2003 Kenja White
2005 Tatiana Conceicao
2005 Natalie Purcell
2006 Lachelle Lyles
2007 Lachelle Lyles
2007 Sonya Daugherty

CoSIDA/ESPN the Magazine Academic All-District First Team

2008 Rachel Blunt
2009 Rachel Blunt



Tatiana Conceicao was a two-time First Team All-OVC selection, the 2005 OVC Player of the Year and 2006 OVC Tournament MVP



Sonya Daugherty was named the 2007 OVC Tournament MVP



Head Coach John Ishee was the 2007 OVC Coach of the Year



Rachel Blunt was a two-time CoSIDA/ESPN the Magazine Academic All-District First Team selection



SOUTHEAST MISSOURI STATE UNIVERSITY REDHAWKS BASKETBALL

TEAM RECORDS

POINTS

Game - 107 vs. Lyon College (11/23/04)
Season - 2,750 (1990-91)

FIELD GOALS MADE

Game - 48, vs. Missouri Baptist (12/8/87)
Season - 1,109 (1990-91)

FIELD GOALS ATTEMPTED

Game - 92, vs. Mankato State (12/2/88)
Season - 2,391 (1990-91)

FIELD GOAL PERCENTAGE

Game - NA
Season - .495 (1983-84)

THREE-POINTERS MADE

Game - 16, vs. Morehead State (1/11/03)
Season - 227 (2004-05)

THREE-POINTERS ATTEMPTED

Game - 34, vs. Quinnipiac (11/30/02)
Season - 662 (2004-05)

THREE-POINT FIELD GOAL PERCENTAGE

Game - 1.000 (3x), last vs. St. Louis (12/30/92)
Season - NA

FREE THROWS MADE

Game - 38, vs. Eastern Kentucky (1/2/99)
Season - 525, (2000-01)

FREE THROWS ATTEMPTED

Game - 54, vs. Eastern Kentucky (1/2/99)
Season - 726, (1990-91)

FREE THROW PERCENTAGE

Game - 1.000 (11x), last at Purdue (12/2/07)
Season - .759, (1981-82)

REBOUNDS

Game - 64, vs. Tennessee-Martin (12/1/90)
Season - 1,546, (1990-91)

ASSISTS

Game - 32, vs. Tennessee State (1/14/04)
Season - 650, (1990-91)

STEALS

Game - 30, vs Oakland City (12/16/02)
Season - 437, (1990-91)

BLOCKED SHOTS

Game - 10 at Eastern Illinois (2/14/07)
Season - 124, (2006-07)

MISCELLANEOUS TEAM RECORDS

POINTS IN A GAME 107 vs. Lyon College (11/23/04)

POINTS IN A HALF 61 (three times), last vs. Lyon College (11/23/04)

POINTS BY BOTH TEAMS 196, vs. Christian Brothers (12/1/79)

POINTS BY OPPONENT 113 by Union (1976)

POINTS IN LOSING EFFORT 93, vs. Christian Brothers (12/1/79)

MOST GAMES PLAYED 35, (1990-91)

MOST WINS 31, (1990-91)

MOST LOSSES 21, (1996-97, 2009-10)

FEWEST WINS 5, (1996-97)

FEWEST LOSSES 4 (3 times), last by 1990-91

BEST W/L PERCENTAGE .885, (1990-91)

MOST CONFERENCE WINS 17, (2007-08)

MOST CONFERENCE LOSSES 15, (1996-97)

FEWEST CONFERENCE WINS 3, (1996-97)

FEWEST CONFERENCE LOSSES 1 (3 times), last by 1987-88

BEST CONFERENCE W/L % .928 (twice), last by 1987-88

MOST CONSECUTIVE WINS 21, (1990-91)

MOST CONSECUTIVE LOSSES 9, (2009-10)



The 1990-91 team holds 14 team records including most wins in a season (24 wins)

SOUTHEAST MISSOURI STATE UNIVERSITY REDHAWKS BASKETBALL

INDIVIDUAL RECORDS

POINTS

Game - 49, Gray C. Harris vs. Williams Baptist (2/26/96)
Season - 713, Gray C. Harris (1995-96)
Career - 2,176, Gray C. Harris (1992-96)

SCORING AVERAGE

Season - 26.4, Gray C. Harris (1995-96)
Career - 20.5, Gray C. Harris (1992-96)

GAMES

Season - 35 (twice), last by Stephanie Holland (1990-91)
Career - 123, Sherry Mitchell (1987-91)

FIELD GOALS MADE

Game - 17, Gray C. Harris vs. Williams Baptist (2/26/96)
Season - 255, Gray C. Harris (1995-96)
Career - 875, Pat Colon (1982-87)

FIELD GOALS ATTEMPTED

Game - 30, Gray C. Harris vs. Tenn.-Martin (2/8/96)
Season - 544, Gray C. Harris (1995-96)
Career - 1,649, Gray C. Harris (1992-96)

FIELD GOAL PERCENTAGE

Career - .598, Pat Colon (1982-87)

THREE-POINTERS MADE

Game - 9, Paula Corder-King vs. Eastern Kentucky (1/2/99)
Season - 68, Julie Meier (1993-94)
and Natalie Purcell (2005-06)
Career - 174, Julie Meier (1991-95)

THREE-POINTERS ATTEMPTED

Game - 16, Lisa Foster vs. SIU-Edwardsville (1/25/88)
Season - 204, Natalie Purcell (2005-06)

FREE THROWS MADE

Game - 23, Lori Chase vs. Tennessee State (2/3/01)
Season - 202, Gray C. Harris (1995-96)
Career - 611, Gray C. Harris (1992-96)

FREE THROWS ATTEMPTED

Game - 25, Lori Chase vs. Tennessee State (2/3/01)
Season - 276, Gray C. Harris (1995-96)

FREE THROW PERCENTAGE

Season - .941, Paula Corder-King (1999-00)
Career - .938, Paula Corder-King (1998-00)

REBOUNDS

Game - 32, Lachelle Lyles vs. Tennessee State (12/7/06)
Season - 527, Lachelle Lyles (2006-07)
Career - 1,003, Pat Colon (1982-87)

REBOUNDING AVERAGE

Season - 17.0, Lachelle Lyles (2006-07)

ASSISTS

Game - 18, Sandy Kearbey vs. Missouri-St. Louis (1/21/81)
Season - 232, Sherry Mitchell (1990-91)
Career - 639, Sherry Mitchell (1987-91)

STEALS

Game - 10, Mary Herring vs. Stetson (11/27/82)
Season - 114, Sherry Mitchell (1988-89)
Career - 335, Sherry Mitchell (1987-91)

BLOCKED SHOTS

Game - 6 (four times), last by Missy Whitney at EIU (2/14/07)
Season - 49, Chandra Brown (2004-05)
Career - 115 (tied), Vera Roberts (1986-90) & Pam Iversen (1998-02)



Natalie Purcell shares the school record for most three-pointers made in a single season with 68 set during the 2005-06 season



Lachelle Lyles set the school's and OVC's single season rebounding record during the 2006-07 season when she led the nation in rebounding



SOUTHEAST MISSOURI STATE UNIVERSITY REDHAWKS BASKETBALL

INDIVIDUAL SEASON TOP-TEN

POINTS

1.	Gray C. Harris, 1995-96	713
2.	Gray C. Harris, 1994-95	630
3.	Tatiana Conceicao, 2005-06	601
4.	Pat Colon, 1985-86	586
5.	Virginia Blissett, 1985-86	563
6.	Pat Colon, 1983-84	550
7.	Jerri Wiley, 1990-91	540
8.	Tatiana Conceicao, 2004-05	527
9.	Gray C. Harris, 1993-94	491
10.	Jerri Wiley, 1989-90	485

FIELD GOAL PERCENTAGE (min. 100 attempts)

1.	Pat Colon, 1985-86	62.7% (249-of-397)
2.	Pat Colon, 1983-84	61.4% (239-of-389)
3.	Pam Iversen, 2000-01	60.2% (100-of-166)
4.	Pat Colon, 1986-87	59.8% (205-of-343)
5.	Anne Crowley, 1982-83	57.0% (57-of-100)
6.	Anne Cook, 1987-88	56.8% (159-of-280)
7.	Jerri Wiley, 1989-90	55.6% (190-of-342)
8.	Jerri Wiley, 1990-91	55.0% (210-of-382)
9.	Pat Colon, 1982-83	54.7% (182-of-333)
10.	Lachelle Lyles, 2005-06	54.4% (56-of-103)

FREE THROW PERCENTAGE (min. 30 attempts)

1.	Paula Corder-King, 1998-99	94.1% (111-of-118)
2.	Paula Corder-King, 1999-00	93.2% (69-of-74)
3.	Pam Iversen, 1998-99	89.5% (68-of-76)
4.	Anne Cooke, 1987-88	87.5% (70-of-80)
5.	Lori Chase, 2000-01	85.0% (181-of-213)
6.	Yashika Sidbury, 2002-03	84.7% (50-of-59)
7.	Lori Chase, 1999-00	82.6% (95-of-115)
8.	Brittany Harriel, 2010-11	81.8% (45-of-55)
9.	Natalie Purcell, 2005-06	81.6% (31-of-38)
10.	Sandy Heitschmidt, 1986-87	81.1% (73-of-90)

REBOUNDS

1.	Lachelle Lyles, 2006-07	527
2.	Jerri Wiley, 1990-91	328
3.	Gray C. Harris, 1993-94	290
4.	Pat Colon, 1985-86	289
5.	Jerri Wiley, 1989-90	281
6.	Pat Colon, 1983-84	277
7.	Mary Waters, 1981-82	255
8.	Missy Whitney, 2006-07	249
9.	Virginia Blissett, 1985-86/1984-85	246
10.	Crysta Glenn, 2008-09	243

ASSISTS

1.	Sherry Mitchell, 1990-91	232
2.	Mary Herring, 1982-83	226
3.	Mary Herring, 1983-84	213
4.	Sherry Mitchell, 1989-90	156
5.	Stephanie Williams, 1986-87	151
6.	Sara Costello, 2003-04	144
7.	Sandy Heitschmidt, 1986-87	141
8.	Sandy Heitschmidt, 1985-86	139
9.	Dawn Massani, 1995-96	132
10.	Stephanie Williams, 1985-86	126

BLOCKS

1.	Chandra Brown, 2004-05	49
2.	Vera Roberts, 1987-88	46
	Pam Iversen 2001-02	46
4.	Missy Whitney, 2006-07	45
5.	Missy Whitney, 2007-08	40
6.	Allison Iversen, 1999-00	39
7.	Courtney Shiffer, 2010-11	36
8.	Jamie Koester, 1997-98	35
	Kim Palmer, 1995-96	35
10.	Pam Iversen, 1998-99	33
	Kim Palmer, 1996-97	33
	Lachelle Lyles, 2006-07	33

3-POINT FIELD GOALS MADE

1.	Natalie Purcell, 2005-06	68
	Julie Meier, 1993-94	68
3.	Sammi Jo Cotton, 2003-04	67
4.	Rusty Sowers, 1997-98	59
	Paula Corder-King, 1999-00	59
6.	Paula Corder-King, 1998-99	56
	Julie Meier, 1994-95	56
	Tarina Nixon, 2006-07	56
9.	Julie Meier, 1992-93	52
10.	Yashika Sidbury, 2002-03	51
	Rusty Sowers, 1997-98	51

STEALS

1.	Sherry Mitchell, 1988-89	114
2.	Sherry Mitchell, 1990-91	95
3.	Sherry Mitchell, 1989-90	81
4.	Tammy Page, 1978-79	77
5.	Sherre Simmons, 1981-82	75
6.	Mary Herring, 1983-84	74
7.	Tatiana Conceicao, 2004-05	73
8.	Selina Madison, 1978-79	69
	Jerri Wiley, 1990-91	69
	Gray C. Harris, 1994-95/1995-96	69
	Sarah Costello, 2002-03	69




Gray C. Harris owns the top two scoring seasons in Southeast History



Paula Corder-King holds the top-two spots for single season free-throw percentage



Sherry Mitchell holds the single season assist and steal records



Chandra Brown blocked a school record 49 shots in 2004-05

SOUTHEAST MISSOURI STATE UNIVERSITY REDHAWKS BASKETBALL

INDIVIDUAL CAREER TOP-TEN

POINTS

1.	Gray C. Harris, 1992-96	2,176
2.	Pat Colon, 1982-87	2,034
3.	Lori Chase, 1999-03	1,501
4.	Virginia Blissett, 1983-86	1,463
5.	Sherry Mitchell, 1987-91	1,398
6.	Sandy Heitschmidt, 1983-87	1,372
7.	Renee Rogliardi, 1987-92	1,371
8.	Cindy Zadnick, 1981-85	1,298
9.	Michelle Horneker, 1986-90	1,290
10.	Sonya Daugherty, 2005-09	1,170

3-POINT FIELD GOALS MADE

1.	Julie Meier, 1991-95	174
2.	Tarina Nixon, 2005-09	169
3.	Natalie Purcell, 2004-06	123
4.	Paula Corder-King, 1998-2000	115
5.	Rusty Sowers, 1997-99	110
6.	Yashika Sidbury, 2002-04	93
7.	Sonya Daugherty, 2005-09	90
8.	Anne Cate, 1990-95	82
9.	Kenja White, 2002-04	69
	Tiffany Melis, 1998-02	69

REBOUNDS

1.	Pat Colon, 1982-87	1,003
2.	Gray C. Harris, 1992-96	872
3.	Pam Iversen, 1998-02	770
4.	Renee Rogliardi, 1987-92	766
5.	Lachelle Lyles, 2005-07	726
6.	Sandy Heitschmidt, 1983-87	721
7.	Vera Roberts, 1986-90	719
8.	Kim Palmer, 1993-98	676
9.	Virginia Blissett, 1983-86	667
	Sherry Mitchell, 1987-91	667

ASSISTS

1.	Sherry Mitchell, 1987-91	639
2.	Sandy Heitschmidt, 1983-87	470
3.	Cindy Zadnick, 1981-85	357
	Sarita Wesley, 1987-91	357
5.	Tonia Harris, 1992-95	338
6.	Dawn Massani, 1993-97	325
7.	Julie Meier, 1991-95	297
8.	Tarina Nixon, 2005-09	293
9.	Moneik Campbell, 1996-00	290
10.	LaShelle Porter, 1998-03	274

BLOCKS

1.	Vera Roberts, 1986-90	115
	Pam Iversen, 1998-02	115
3.	Renee Rogliardi, 1987-92	108
4.	Kim Palmer, 1993-98	96
5.	Missy Whitney, 2006-08	85
6.	Chandra Brown, 2003-05	75
7.	Allison Iversen, 1998-00	70
8.	Jamie Koester, 1996-98	64
9.	Pat Colon, 1982-87	56
10.	Lachelle Lyles, 2005-07	47

STEALS

1.	Sherry Mitchell, 1987-91	335
2.	Gray C. Harris, 1992-96	260
3.	LaShelle Porter, 1999-02	203
4.	Sandy Heitschmidt, 1983-87	188
5.	Tarina Nixon, 2005-09	176
6.	Mary Herring, 1982-84	163
7.	Moneik Campbell, 1996-99	159
8.	Sarita Wesley, 1988-91	147
9.	Sonya Daugherty, 2005-09	144
10.	Sherre Simmons, 1980-83	141




Pat Colon is the only Southeast player to record over 1,000 career rebounds



Julie Meier holds the school record for career and single season three-pointers



Tarina Nixon ranks second in career three pointers, fifth in career steals and eighth in career assists



Pam Iversen shares the career blocked shots record with Vera Roberts



SOUTHEAST MISSOURI STATE UNIVERSITY REDHAWKS BASKETBALL

1,000 POINT CLUB



2,307

Gray C. Harris (92-96)



2,034

Pat Colon (82-87)



1,501

Lori Chase (99-03)



1,463

Virginia Blissett (84-86)



1,398

Sherry Mitchell (87-91)



1,372

Sandy Heitschmidt (83-87)



1,371

Renee Rogliardi (87-92)



1,298

Cindy Zadnick (81-85)



1,290

Michelle Homeker (86-90)



1,170

Sonya Daugherty (05-09)



1,158

Pam Iversen (98-02)



1,150

Tarina Nixon (05-09)



1,073

Karen Vaughn (79-83)



1,073

Tatiana Conceicao (04-06)



1,029

Sarita Wesley (87-91)



1,025

Jerri Wiley (89-91)

SOUTHEAST MISSOURI STATE UNIVERSITY REDHAWKS BASKETBALL

LETTERWINNERS

A
Lesley Adams-----2008-09
Jessica Aebi-----2003-04
Jenny Anderson-----2000-01
Edith Allenworth-----1981-82
Melissa Anthony-----2003-04

B
Tammy Babcock-----1980-81
Janice Baeten-----1993-95
Debbie Baldwin-----1975-76
TaKeela Ball-----2001-02
Terri Baker-----1979-80
Cindy Bates-----2000-02
Lisa Bean-----1981-83
Bianca Beck-----2008-
Mikal Bencomo-----2006-08
Veronica Benson-----2000-02
Pam Benton-----1977-81
Joann Betts-----1977-82
Debra Beussink-----1976-78
Kathy Blair-----1981-82
Brenda Blissett-----1984-85
Delborah Blissett-----1979-80
Virginia Blissett-----1983-86
Rachel Blunt-----2005-09
Sherri Boswell-----1975-76
Tami Branson-----1980-81
Gail Brink-----1975-76
Chandra Brown-----2003-05
Kim Brown-----2000-01

C
Moneik Campbell-----1996-00
Anne Cate-----1990-95
Jennifer Cavaness-----1990-92
Wilma Clark-----1976-78
Lori Chase-----1999-03
Candice Coffey-----2001-02
Jean Collette-----1978-79
Pat Colon-----1982-87
Tatiana Conceicao-----2004-06
Anne Cook-----1985-88
Shauna Cook-----1995-99
Sherry Cook-----1995-99
Paula Corder-King-----1998-00
Sarah Costello-----2002-04
Sami Jo Cotton-----2003-04
Arie Crawford-----1976-81
Jayne Creek-----1980-81
Kathleen Crowe-----1978-79
Anne Crowley-----1981-83

D
Michelle Daniel-----1985-87
Sonya Daugherty-----2005-09
Theresa Davidson-----1983-85
Jasmine Davis-----2009-11
Jodi Davis-----1992-93
Heather Diebold-----2005-07
Terri Doehring-----1980-81
Mathilde Dufour-----2006-09
Christy Dunlap-----1983-84
Katrisha Dunn-----2004-06

E
Mary Eldringhoff-----1975-76
Karley Evans-----2010-
Leanne Evans-----2004-05
Becky Exman-----1975-76

F
Stephanie Faith-----1994-98
Shelah Fields-----2009-
Sandy File-----1988-92
Toré Fite-----2007-2008
Gwen Fitzpatrick-----1990-93
Jenny Foeste-----1989-90
Lisa Foster-----1987-88
Sue Foster-----1993-94
Sarah Frazier-----1996-98
Liz Frischman-----1978-80

G
Roberta Granderson-----1991-95
Jennifer Gries-----1999-01
Susan Guidicy-----1980-81
Many Ann Glaus-----1981-82
Crysta Glenn-----2007-09
Tanya Guell-----2001-03

H
Debbie Hanneke-----1976-77
Brittany Harriel-----2009-
Dana Hawkins-----1996-98
Gray C. Harris-----1992-96
Sheila Harris-----1982-83
Tonia Harris-----1991-95
Rachaelle Hayes-----1982-84
Sandy Heitschmidt-----1983-87
Julie Heitz-----1994-97
Mary Herring-----1982-84
Josie Herzog-----1980-81
Tammy Hoffmeister-----1980-81
Stephanie Holland-----1990-95
Amber Holmes-----2008-
Michelle Horneker-----1986-90
Reagan Hughston-----1998-00

I
Rochelle Ikeni-----2007-2009
Allison Iversen-----1998-00
Pam Iversen-----1998-02

J
Deana Jackson-----1987-91
Simone Jackson-----2004-06
Theresa Jackson-----1984-85
Angela James-----1986-90
Lisa Jensen-----1978-80
Tierra Johnson-----2007-09
Heather Jones-----1995-96

K
Caryn Kaufman-----1982-83
Sandy Kearbey-----1980-82
Heather Keleman-----1975-76
Karen Kernerling-----1983-84
Pat Kinder-----1975-76
Bertha King-----1982-84
Chytearra Kintchen-----2005-06
Andrea Koepfer-----2001-02
Jamie Koester-----1996-98

L
June Lacy-----1984-85
Erika Lane-----2009-11
Cindy Leonard-----1983-85
Arletha Lewis-----1991-93
Vicki Lohmann-----1986-88
Ashley Lovelady-----2006-08
Lachelle Lyles-----2005-07

M
Patricia Mack-----2009-
Selina Madison-----1978-80
MarySue Marxkors-----1975-76
Dawn Massani-----1993-97
Mary McClenning-----1976-77
Louise McGoldrick-----2002-03
Wendy McNemarny-----1979-81
Julie Meier-----1991-95
Nina Menifee-----1985-86
Tiffany Melis-----1998-02
Janet Miller-----1989-90
Monica Miller-----2009-11
Shanece Miller-----2009
Sarah Miller-----1995-97
Tammie Minor-----1985-86
LaVetta Mitchell-----1989-90
Sherry Mitchell-----1987-91
Aisha Moreno-----2004-06
Linda Mouth-----1976-77
Zandra Moore-----1995-96
Alison Morris-----1989-94
Rachel Mueggenborg-----2004-05
Erica Muskgrow-----1991-93
Susan Musselwhite-----1989-90

N
Lisa Newman-----1980-81
Kimberly Nicholson-----1999-01
Tarina Nixon-----2005-2009
Katie Norman-----2009-

O
Wanika Owsley-----2004-06

P
Tammy Page-----1978-80
Szandra Pál-----2005-09
Kim Palmer-----1993-97
Leanna Peoples-----1984-85
Jill Pizzotti-----1984-89
Peggy Pollihan-----1977-78
LaShelle Porter-----1998-03
Jody Pugh-----1990-92
Susie Puhl-----1975-76
Natalie Purcell-----2004-06
Shannon Proffit-----2002-04

R
Christine Rathke-----2000-02
Lisa Robert-----1979-80
Bailie Roberts-----2009-
Lueveria Roberts-----1986-90
Renee Rogliardi-----1987-92
Kristy Roherty-----1999-02

Brandi Russia-----2003-05
Tiffanne Ryan-----2002-06

S
Susie Schallenberg-----1976-78
Kelli Seaton-----1981-83
Liz Sharpe-Taylor-----2004-05
Lauren Sharpe-----2007-09
Miah Shelford-----2002-05
Courtney Shiffer-----2010-
Sherri Shirrell-----1984-87
Yashika Sidbury-----2002-04
Michelle Siemer-----1975-76
Sherre Simmons-----1980-82
Terri Smith-----1988-89
Carina Souza-----2002-04
Rusty Sowers-----1997-99
Natasha Starkes-----2002-03
Katrina Stepney-----1995-96
Donna Steppelman-----1976-78
Lolita Still-----1984-85
Daryl Strong-----1992-94
Annie Struve-----1996-00
Cindy Stuck-----1980-81
Valarie Sullivan-----1992-93
Julie Sweetin-----2004-05

T
Joiceline Thesing-----2005-07
Cheryle Thoele-----1994-95
Tisa Thomas-----2000-02
Liea Toedte-----1998-00
Barb Truetken-----1976-79

U
Michelle Ummel-----1975-76

V
Jill VanLeer-----1988-89
Karen Vaughn-----1979-83

W
Jamie Wahlert-----1995-98
Mary Walters-----1981-82
Jeri Wenneker-----1976-79
Sarita Wesley-----1987-91
Dawn Westman-----1991-93
Kay Westmoreland-----1981-82
Kenja White-----2002-04
Tajuana White-----1997-99
Missy Whitney-----2006-08
Jerri Wiley-----1989-91
Stephanie Williams-----1982-87

Z
Cindy Zadnick-----1981-85



SOUTHEAST MISSOURI STATE UNIVERSITY REDHAWKS BASKETBALL

YEAR-BY-YEAR RESULTS



Donna Enlow

0-10 (.000) - 1 Season

1975-76
0-10

Southern Illinois	L, 20-70
Missouri	L, 44-95
Southwest Missouri State	L, 44-95
Forest Park	L, 43-47
Northwest Missouri	L, 21-116
Central Missouri	L, 16-107
Missouri-St. Louis	L, 31-71
Meramec	L, 61-66
Forest Park	L, 43-68
Northeast Missouri	L, 47-78



Amy Spence

26-69 (.274) - 4 Seasons

YR	W	L	PCT
76-77	2	18	.100
77-78	6	20	.231
78-79	11	15	.423
79-80	8	16	.333

Memphis State	L, 20-90
Tennessee-Martin	L, 47-66
Murray State	L, 47-105
Central Missouri	L, 42-105
Missouri	L, 39-97
Tennessee-Martin	L, 33-83
Northwest Missouri	L, 30-92
Memphis State	L, 24-109
Murray State	L, 38-63
Missouri-St. Louis	L, 34-70
Northeast Missouri	L, 39-56
Danville !	W, 42-40
Meramec !	L, 51-57
Lincoln	L, 52-58
SW Missouri State	L, 38-93

Forest Park	W, 64-47
Meramec	L, 55-79
Missouri	L, 55-89
! = Meramec Classic	

1977-78
2-18

11-10 Meramec	L *
11-12 Union	L, 30-98
11-18 at Saint Louis	L, 58-67
11-19 Northwest Missouri	L, 44-90
11-29 at Meramec	L *
12-1 Tennessee-Martin	L, 35-74
12-3 Missouri-Rolla	L, 41-99
12-7 Southern Illinois	W, 42-36
12-9 at Missouri-Rolla	L *
12-10 at Central Missouri	L, 37-111
1-9 Meramec	W *
1-13 Christian Brothers	L, 50-57
1-14 Northwestern (Tenn.)	L, 43-51
1-16 Meramec	W *
1-18 Lincoln	L, 54-56
1-20 at SIU-Edwardsville	L, 58-67
1-24 at Tennessee-Martin	L, 47-67
1-25 at Forest Park	W *
1-28 SW Missouri State	L, 49-73
1-31 at Missouri-St. Louis	W, 63-46
2-1 at Northeast Missouri	L, 47-76
2-3 at Forest Park	W *
2-11 at Lincoln	L, 44-77
2-14 at Forest Park	L, 49-55
2-16 SIU-Edwardsville	L, 53-59
2-21 at Southern Illinois	L *

* = Game results not available

1978-79
11-15

11-15 at William Woods	L, 62-85
11-18 at SW Missouri St.	L, 67-69
11-24 Eastern Illinois #	L, 50-56
11-25 Washburn #	W, 73-56
11-26 Missouri Southern #W	W, 73-66
11-27 at Central MethodistW	W, 82-48
11-28 at Missouri	L, 36-101
12-1 Missouri-Rolla	L, 49-58
12-5 SIU-Edwardsville	L, 61-62
12-8 Central Missouri	L, 41-82
12-9 Northwest Missouri	L, 41-75
12-13 Saint Louis	L, 54-66
12-20 Forest Park	W, 71-46
William Woods	L, 50-78
SIU-Edwardsville	W, 53-50
Meramec	W, 61-59
Tennessee-Martin	L, 48-73
McKendree	W, 85-36
Belleville Area C.C.	L, 58-67
1-23 Missouri-St. Louis	W, 67-58
1-26 at Christian Brothers	W, 61-55
1-27 at Southwestern	W, 65-39
2-1 at Saint Louis	L, 49-73
2-2 at Missouri-Rolla	L, 50-71
2-13 Meramec	W, 61-59
2-14 at Greenville	L, 57-63
# = Woods Owl Classic	

1979-80
8-16

11-10 Arkansas State	L, 36-53
11-13 at Lincoln	L, 53-61

11-16 at Saint Louis	L, 57-79
11-20 at Missouri-Rolla	L, 60-69
11-23 Washburn #	L, 58-73
11-23 Tabor #	W, 57-51
11-24 Langston	L, 62-77
12-1 at Christian Brothers	L, 93-103
12-4 Tennessee-Martin	L, 61-64
12-8 Southwestern (Tenn.)	W, 69-47
12-8 SIU-Edwardsville	W, 77-53
12-29 Chicago State	W, 84-53
1-7 Elmhurst #	W, 77-36
1-8 St. Francis #	L, 53-68
1-12 at SIU-Edwardsville	W, 59-57
1-19 Lincoln	L, 59-60
1-21 Missouri-St. Louis	W, 56-53
1-24 at Washington	W, 63-30
1-26 William Woods	L, 49-54
1-28 Missouri-Rolla	L, 49-71
1-30 at Missouri-St. Louis	L, 35-60
2-1 SW Missouri State	L, 54-63
2-6 at William Woods	L, 42-90
2-8 Saint Louis	L, 61-78
\$ = Woods Owl Classic	
% = Chicago Shootout	



Angela Beck

53-34 (.609) - 3 Seasons

YR	W	L	PCT
80-81	9	15	.375
81-82	23	11	.676
82-83	21	8	.724

1980-81
9-15

11-14 Lincoln	L, 70-82
11-15 at Arkansas State	L, 65-94
11-18 SW Missouri State	L, 69-84
11-21 at Southern Illinois	L, 58-93
11-22 SIU-Edwardsville	W, 99-76
11-24 Missouri-Rolla	W, 60-57
12-5 at Northeast Missouri	L, 51-90
12-6 William Woods	L, 53-71
12-10 at ISU-Evansville	W, 86-75
1-8 Carthage ^	W, 67-65
1-9 SIU-Edwardsville ^	L, 67-71
1-17 McKendree	W, 93-55
1-21 Missouri-St. Louis	W, 83-66
1-24 at Christian Brothers	L, 73-79
1-28 at Evansville	W, 70-68
1-30 at Saint Louis	L, 54-71
2-3 at William Woods	L, 51-62
2-6 at Lincoln	L, 60-73

2-9 Missouri-Rolla	L, 56-57
2-13 at Evangel	L, 47-66
2-18 at Missouri-St. Louis	L, 47-70
2-20 at MacMurray	W, 92-49
2-21 at Illinois College	W, 84-47
3-2 William Woods	L, 56-58
^ = NIU Tourn. (Dekalb, Ill.)	

1981-82
23-11

11-19 Christian Brothers	W, 64-60
11-21 SIU-Edwardsville	W, 75-71
11-24 William Woods	W, 76-51
11-27 Belmont *	L, 65-66
11-28 Missouri-Rolla *	W, 83-68
11-29 Missouri-St. Louis *	L, 69-72
11-30 Saint Louis	W, 69-63
12-1 at Lincoln	W, 78-39
12-4 at Missouri-Rolla	W, 73-64
12-6 Southern Illinois	L, 55-68
12-9 at Missouri-St. Louis	W, 80-63
12-11 at Missouri Southern	W, 75-70
1-14 Carthage #	W, 75-56
1-15 Northern Illinois #	L, 44-91
1-16 North Central #	L, 60-77
1-18 at William Woods	W, 64-44
1-20 Lincoln	W, 82-59
1-22 Eastern Illinois \$	L, 66-81
1-23 Wright State \$	W, 90-55
1-29 SW Missouri State	W, 84-68
2-2 Northeast Missouri	W, 82-55
2-3 Missouri-St. Louis	W, 70-63
2-6 at Christian Brothers	L, 63-68
2-10 at Northwest Missouri	L, 60-85
2-12 Evangel	W, 76-48
2-13 Missouri-Rolla	W, 84-62
2-16 Evansville	W, 101-65
2-18 ISU-Evansville	W, 97-65
2-23 McKendree	W, 77-58
2-25 Missouri-St. Louis	W, 56-45
2-26 Northeast Missouri	L, 70-72
AIAW Division II Tournament	
3-10 Moorhead State	W, 60-46
3-11 North Dakota State	L, 70-85
3-12 Northern Iowa	L, 56-59
* = UMSL Tourn. (St. Louis, Mo.)	
# = NIU Tourn. (Dekalb, Ill.)	
\$ = EIU Tourn. (Charleston, Ill.)	


1982-83
21-8, 10-2 MIAA

11-27 Stetson @	W, 78-51
11-28 Tenn.-Martin @	L, 72-82 (ot)
11-30 Christian Brothers	W, 60-57
12-4 Ky. Wesleyan	W, 75-51
12-8 at Evansville	L, 58-63
12-11 at Mississippi State	L, 44-77
12-28 Milikin #	W, 88-59
12-29 Augustana #	W, 86-70
12-31 Florida Int'l #	W, 81-67
1-2 Western Illinois #	W, 76-64
1-7 SIU-Edwardsville	W, 78-60
1-8 at Christian Brothers	L, 58-69
1-12 at Missouri-St. Louis	W, 74-61
1-15 Northeast Missouri	W, 74-67
1-19 at ISU-Evansville	W, 77-46
1-22 Central Missouri	L, 85-93
1-26 at Missouri-Rolla	W, 87-54
1-28 Saint Louis	W, 77-45
1-29 Lincoln	W, 81-66
2-2 Northwest Missouri	W, 87-59
2-5 Northeast Missouri	W, 75-66

SOUTHEAST MISSOURI STATE UNIVERSITY REDHAWKS BASKETBALL

YEAR-BY-YEAR RESULTS

2-12 at Central Missouri---L, 46-70
2-16 Missouri-Rolla-----W, 80-44
2-19 at Lincoln-----W, 68-60
2-23 at NW Missouri-----W, 77-59
2-26 Missouri-St. Louis---W, 96-60
MIAA Tournament
2-23 Northwest Missouri---L, 64-66
NCAA Division II Tournament
3-1 Abilene Christian Won by forfeit
3-3 Central Missouri-----L, 50-71
@ = UTM Tourn. (Martin, Tenn.)
= Miami Dial Classic



Ed Arnzen

340-202 (.627) - 19 Seasons

YR	W	L	PCT
83-84	23	6	.793
84-85	18	10	.643
85-86	25	6	.806
86-87	26	4	.867
87-88	26	4	.867
88-89	23	7	.767
89-90	24	6	.800
90-91	31	4	.886
91-92	16	12	.593
92-93	13	13	.500
93-94	16	11	.593
94-95	12	15	.444
95-96	14	13	.519
96-97	5	21	.192
97-98	8	19	.297
98-99	19	9	.679
99-00*	11	17	.393
00-01	14	13	.519
01-02	16	12	.571

* UMKC had to forfeit due to ineligible players. The team's record is changed, but Arnzen's is not.

1983-84

23-6, 10-2 MIAA

11-25 Morningside !-----W, 71-60
11-26 St. Cloud State !----W, 69-57
11-27 NW Missouri !-----L, 71-93
11-30 Arkansas State-----W, 82-74
12-6 Union-----W, 79-76
12-8 at KY. Wesleyan-----W, 67-49
12-10 at SIU-Edwardsville W, 76-52
1-4 Illinois-Chicago *-----W, 74-61
1-5 Nebraska-Omaha *-----W, 66-60
1-7 Florida International *-W, 74-61
1-9 at Arkansas State-----L, 56-66
1-11 Missouri-St. Louis---W, 90-61
1-14 at NW Missouri-----W, 83-66

1-17 ISU-Evansville-----W, 88-62
1-21 at Central Missouri---W, 80-64
1-25 Missouri-Rolla-----W, 78-41
1-28 at Lincoln-----W, 85-68
2-1 at NW Missouri-----L, 81-87
2-4 Northeast Missouri---W, 80-50
2-8 Evansville-----W, 87-64
2-11 Central Missouri-----L, 82-83
2-15 at Missouri-Rolla---W, 90-63
2-18 Lincoln-----W, 78-58
2-22 NW Missouri-----W, 87-67
2-25 at Missouri-St. Louis W, 83-66
MIAA Tournament
3-1 NW Missouri-----W, 99-77
3-3 Central Missouri-----L, 65-88

1984-85

18-10, 7-5 MIAA

11-26 at ISU-Evansville---W, 68-44
12-1 at Eastern Kentucky--L, 64-70
12-3 Arkansas State-----W, 81-68
12-4 at Murray State-----L, 64-74
12-7 at UT Martin-----W, 85-73
12-10 McKendree-----W, 85-50
12-14 SIU-Edwardsville---W, 72-58
1-2 at St. Mary's-----W, 75-65
1-3 Sul Ross !-----W, 69-55
1-4 Tarleton !-----W, 67-61
1-9 Missouri-Rolla-----W, 89-41
1-12 at NW Missouri-----L, 74-83
1-16 Murray State-----L, 64-66
1-19 Central Missouri-----L, 62-68
1-23 Missouri-St. Louis---W, 69-59
1-26 Northeast Missouri---W, 87-65
1-28 at Union-----L, 67-79
1-30 at Lincoln-----L, 54-67
2-2 at Missouri-Rolla-----L, 69-72
2-6 Tennessee-Martin---W, 71-57
2-9 NW Missouri-----W, 68-58
2-13 at Missouri-St. Louis W, 69-64
2-16 at Central Missouri---L, 71-84
2-18 at SIU-Edwardsville -W, 52-46
2-20 Lincoln-----W, 64-56
2-23 at NW Missouri-----W, 77-75

MIAA Tournament

2-27 NW Missouri-----W, 66-63
3-1 Central Missouri-----L, 67-72
-- ! = Nebraska-Omaha Tournament (Omaha, Neb.)

1985-86

25-6, 11-1 MIAA

11-23 at Rust-----L, 58-61
11-25 Tennessee-Martin---W, 79-68
11-29 Morningside #-----W, 97-64
11-30 Nebraska-Omaha # W, 70-52
12-4 SIU-Edwardsville---W, 80-48
12-7 Kentucky Wesleyan---W, 93-39
12-9 at Millikin-----W, 93-67
12-10 Southern Indiana -W, 106-41
12-12 at UT Martin-----W, 71-59
1-2 at SE Louisiana-----W, 68-61
1-3 at SW Louisiana-----L, 70-72
1-4 at Southern-----L, 74-75
1-8 at Missouri-Rolla-----W, 87-69
1-11 NW Missouri-----W, 88-62
1-15 Rust-----W, 93-51
1-18 at Central Missouri---L, 78-96
1-22 at UMSL-----W, 70-66
1-25 at NE Missouri-----W, 65-53
1-29 Lincoln-----W, 92-46

2-1 Missouri-Rolla-----W, 90-41
2-3 at Arkansas State-----W, 83-73
2-5 at SIU-Edwardsville---W, 71-54
2-8 at NW Missouri-----W, 83-71
2-12 Missouri-St. Louis---W, 84-56
2-15 Central Missouri---W, 79-65
2-19 at Lincoln-----W, 90-70
2-22 NE Missouri-----W, 80-44
MIAA Tournament
2-27 Lincoln-----W, 96-75
3-1 Central Missouri-----L, 69-77
NCAA Division II Tournament
3-8 Alaska-Anchorage-----W, 80-65
3-11 Central Missouri-----L, 64-65
= Nebraska-Omaha Tourn. (Omaha, Neb.)

1986-87

26-4, 13-1 MIAA

11-22 at SIU-Edwardsville W, 55-50
11-26 UT Martin-----W, 78-59
11-29 at NE Illinois-----W, 94-59
11-30 Nat'l College of Ed.-W, 77-52
12-5 Mississippi #-----L, 63-72
12-6 Alcorn State #-----W, 73-49
12-8 McKendree-----W, 89-46
12-9 David Lipscomb-----W, 70-48
12-13 at USI-----W, 62-55
1-2 at West Virginia Tech -W, 76-53
1-3 at Central Arkansas---L, 64-65
1-7 Missouri-Rolla-----W, 73-72
1-10 at NW Missouri-----W, 78-66
1-14 Southwest Baptist---W, 82-51
1-17 Central Missouri-----W, 70-65
1-19 SIU-Edwardsville---W, 83-55
1-21 Missouri-St. Louis---W, 75-50
1-24 Northeast Missouri---W, 83-38
1-26 at UT Martin-----W, 67-65
1-28 at Lincoln-----W, 87-48
1-31 at Missouri-Rolla---W, 71-67
2-3 at Southwest Baptist--W, 84-45
2-7 Northwest Missouri---W, 67-51
2-11 at Missouri-St. Louis W, 72-55
2-14 at Central Missouri---L, 51-72
2-18 Lincoln-----W, 72-49
2-21 at Northeast Missouri W, 67-51

MIAA Tournament

2-26 Missouri-Rolla-----W, 76-64
2-28 Central Missouri-----W, 78-55
NCAA Division II Tournament
3-7 Central Missouri-----L, 62-64
= Ole Miss Dial Classic (Oxford, Miss.)

1987-88

26-4, 13-1 MIAA

11-21 at Quincy-----W, 91-72
11-25 SIU-Edwardsville---W, 77-55
11-29 Nat'l College of Ed.-W, 99-30
12-2 at Tennessee-Martin-W, 79-78
12-5 Southern Indiana-----W, 83-33
12-8 Missouri Baptist---W, 106-57
12-11 at Christian Bro.---W, 67-38
1-5 at Colorado College---W, 74-66
1-6 at Metropolitan State -W, 83-57
1-8 at Colorado Christian -W, 79-29
1-13 at Missouri-Rolla---W, 72-40
1-16 at NW Missouri-----W, 87-79
1-20 Southwest Baptist---W, 84-71
1-23 Central Missouri W, 92-85 (ot)
1-25 at SIU-Edwardsville --L, 57-65

1-27 at UMSL-----W, 70-64 (ot)
1-30 Northeast Missouri---W, 89-59
2-1 Quincy-----W, 88-56
2-3 at Lincoln-----W, 74-56
2-6 Missouri-Rolla-----W, 60-47
2-9 at Southwest Baptist--W, 73-56
2-11 NW Missouri-----W, 100-64
2-13 UT Martin-----W, 73-66
2-17 Missouri-St. Louis---W, 77-44
2-20 at Central Missouri---L, 59-72
2-24 Lincoln-----W, 83-48
2-27 at NE Missouri-----W, 90-54
MIAA Tournament
3-3 Northeast Missouri---W, 91-53
3-5 Central Missouri-----L, 68-80
NCAA Division II Tournament
West Texas State-----L, 61-64

1988-89

23-7, 12-2 MIAA

11-19 at Delta State-----L, 55-74
11-21 at Southern Indiana W, 90-75
11-23 at Missouri Baptist--W, 97-50
11-28 Tennessee-Martin---W, 81-51
12-2 Mankato State #-----W, 70-46
12-3 Northern Kentucky # -L, 54-62
12-5 Delta State-----W, 65-69
12-9 at SIU-Edwardsville --L, 66-74
1-2 at Tennessee-Martin---W, 72-68
1-4 at Austin Peay-----W, 72-58
1-7 at David Lipscomb-----W, 86-75
1-11 Missouri-Rolla-----W, 86-73
1-14 NW Missouri-----W, 71-67
1-17 at Southwest Baptist W, 67-57
1-21 at Central Missouri---L, 78-84
1-25 Missouri-St. Louis---W, 80-60
1-28 at NE Missouri-----W, 80-51
1-30 SIU-Edwardsville---W, 87-52
2-1 Lincoln-----W, 84-67
2-4 at Missouri-Rolla-----W, 63-54
2-6 Quincy-----W, 93-74
2-8 Southwest Baptist---W, 76-47
2-11 at NW Missouri-----W, 76-59
2-15 at Missouri-St. Louis W, 76-52
2-18 Central Missouri---L, 65-72
2-22 at Lincoln-----W, 92-70
2-25 NW Missouri-----W, 101-44
MIAA Tournament
3-2 Missouri-Rolla-----W, 68-53
3-4 Central Missouri-----L, 64-68
NCAA Division II Tournament
3-10 West Texas State----L, 70-83
= Perkins NKU Classic (Highland Hts., Ky.)

1989-90

24-6, 14-2 MIAA

11-17 Missouri Baptist---W, 94-65
11-20 Quincy-----W, 85-68
11-25 at Southern Indiana W, 93-75
11-28 at Murray State-----L, 68-72
12-1 N.C. Central \$-----W, 61-48
12-2 J.C. Smith \$-----W, 78-43
12-7 at Ky. Wesleyan-----L, 70-73
12-9 Southern Indiana-----W, 93-49
12-30 Ky. Wesleyan-----W, 77-43
1-4 Washburn-----W, 78-57
1-6 Northwest Missouri---L, 57-60
1-8 at SIU-Edwardsville---W, 91-72
1-10 Missouri-St. Louis---W, 89-63
1-13 at Central Missouri---L, 64-74



SOUTHEAST MISSOURI STATE UNIVERSITY REDHAWKS BASKETBALL

YEAR-BY-YEAR RESULTS

1-17 Missouri Southern ---W, 98-55
1-20 at Missouri Western ---W, 71-58
1-24 Pittsburg State ---W, 88-46
1-27 at Southwest Baptist ---W, 69-59
1-31 at Missouri-St. Louis ---W, 87-53
2-3 at Missouri-Rolla ---W, 75-58
2-5 SIU-Edwardsville ---W, 99-68
2-7 at Missouri Southern ---W, 80-62
2-10 at NW Missouri ---W, 98-74
2-14 at Pittsburg State ---W, 86-63
2-17 Southwest Baptist ---W, 82-56
2-21 Missouri-Rolla ---W, 73-53
2-24 Lincoln ---W, 91-43

MIAA Tournament

3-1 NW Missouri ---W, 86-71
3-3 Central Missouri ---L, 60-72

NCAA Division II Tournament

3-5 Central Missouri ---L, 68-79
\$ = J.C. Smith Tournament

1990-91

31-4, 14-2 MIAA

11-16 Delta State ---W, 90-73
11-19 at Oral Roberts ---W, 87-69
11-26 Murray State ---W, 76-56
11-28 Oral Roberts ---W, 100-61
11-30 Indianapolis @ ---W, 73-57
12-1 UT Martin @ ---W, 78-66
12-4 at SIU-Edwardsville ---L, 57-58
12-8 at Delta State ---W, 74-73
12-29 at Missouri Baptist ---W, 86-54
1-3 at Washburn ---L, 56-60
1-5 at NW Missouri ---W, 65-53
1-9 at Missouri-St. Louis ---W, 91-67
1-12 Central Missouri ---L, 56-62
1-16 at Missouri Southern ---W, 64-51
1-19 Missouri Western ---W, 78-61
1-21 SIU-Edwardsville ---W, 98-64
1-23 at Pittsburg State ---W, 87-69
1-26 Southwest Baptist ---W, 72-39
1-30 Missouri-St. Louis ---W, 78-38
2-2 Missouri-Rolla ---W, 71-56
2-4 Missouri Baptist ---W, 94-44
2-6 Missouri Southern ---W, 68-60
2-7 Northwest Missouri ---W, 95-82
2-13 Pittsburg State ---W, 101-49
2-16 at SW Baptist ---W, 74-58
2-20 at Missouri-Rolla ---W, 64-52
2-23 at Lincoln ---W, 81-44

MIAA Tournament

2-26 Pittsburg State ---W, 81-74
2-28 Washburn ---W, 82-51
3-2 Central Missouri ---W, 85-83

NCAA Division II Tournament

3-8 Central Missouri ---W, 80-65
3-9 West Texas State ---W, 71-70
3-15 Cal Poly Pomona ---W, 82-52
3-22 Norfolk State ---W, 85-52
3-23 North Dakota State ---L, 74-81
@ = Otahekian Shootout (Cape Girardeau)

1991-92

16-12, 7-7 OVC

11-22 Missouri ---L, 57-68
11-26 at Evansville ---L, 63-65
11-29 at NE Illinois ---W, 62-47
11-30 at UW-Wilwaukee ---W, 65-53
12-3 at UMKC ---L, 51-70
12-10 at Saint Louis ---W, 74-54
12-12 Chicago State ---W, 64-48
12-15 Alcorn State ---W, 83-54

12-31 at Missouri ---L, 50-58
1-4 Austin Peay ---W, 79-72
1-6 Missouri Baptist ---W, 81-42
1-7 Texas-Pan Am ---W, 65-53
1-11 at Middle Tennessee ---L, 57-81
1-13 at Murray State ---W, 74-73
1-16 Wisconsin-Milwaukee ---W, 85-74
1-18 Morehead State ---W, 85-84
1-20 Eastern Kentucky ---L, 57-79
1-22 Quincy ---W, 69-62
1-25 at Tennessee Tech ---L, 58-83
1-27 at Tennessee State ---L, 44-50
2-1 at Austin Peay ---W, 69-68
2-8 Tennessee Tech ---L, 71-83
2-10 Tennessee State ---W, 70-48
2-15 at Eastern Kentucky ---L, 59-78
2-17 at Morehead State ---W, 70-69
2-22 Murray State ---W, 78-60
2-24 Middle Tennessee ---L, 67-82

OVC Tournament

3-9 Tennessee Tech ---L, 74-87

1992-93

13-13, 8-8 OVC

12-1 Southern Indiana ---L, 86-94
12-4 at Chicago State ---W, 69-58
12-5 at UW-Milwaukee ---L, 60-73
12-8 Missouri-St. Louis ---W, 81-58
12-12 at Texas-Pan Am ---L, 54-56
12-30 at Saint Louis ---W, 64-51
1-7 UW-Milwaukee ---L, 54-56
1-9 at Tennessee State ---L, 59-68
1-11 at Austin Peay ---W, 70-63
1-13 Northeast Illinois ---W, 75-64
1-16 Murray State ---W, 70-67
1-18 Saint Louis ---W, 58-52
1-23 Morehead State ---W, 80-75
1-25 Eastern Kentucky ---L, 60-66
1-28 at UT Martin ---W, 69-50
1-30 Middle Tennessee ---L, 58-65
2-1 Tennessee Tech ---L, 67-69
2-6 UMKC ---L, 50-75
2-8 at Murray State ---W, 86-72
2-13 at Morehead State ---W, 74-62
2-15 at Eastern Kentucky ---L, 58-65
2-20 Tennessee State ---L, 67-71
2-22 Austin Peay ---W, 77-45
2-24 UT Martin ---W, 80-56
2-27 at Middle Tennessee ---L, 65-75
3-1 Tennessee Tech ---L, 53-73

1993-94

16-11, 9-7 OVC

11-29 Cleveland State ---W, 76-57
12-1 Kentucky Wesleyan ---W, 90-54
12-9 Oral Roberts ---W, 68-44
12-11 at Missouri ---L, 60-89
12-28 at Western Illinois ---L, 70-71
12-30 at Saint Louis ---W, 59-44
1-3 Evansville ---W, 88-61
1-5 at Oral Roberts ---W, 64-54
1-8 at Eastern Kentucky ---L, 58-74
1-10 at Morehead State ---L, 73-80
1-13 Saint Louis ---L, 59-63
1-15 Tennessee Tech ---W, 70-56
1-17 Middle Tennessee ---L, 67-70
1-22 Tennessee State ---W, 96-61
1-24 UT Martin ---W, 96-61
1-29 at Tennessee State ---L, 59-68
1-31 at Austin Peay ---W, 76-66
2-2 at Murray State ---W, 70-61

2-5 Morehead State ---W, 72-54
2-7 Eastern Kentucky ---L, 67-83
2-12 at Tennessee Tech ---L, 53-71
2-14 at Middle Tennessee ---W, 68-64
2-19 Murray State ---W, 83-65
2-21 at UMKC ---W, 84-64
2-26 at UT Martin ---W, 84-76
2-28 Austin Peay ---L, 69-78

OVC Tournament

3-5 Middle Tennessee ---L, 70-71

1994-95

12-15, 4-12 OVC

11-25 SW Louisiana @ ---W, 73-60
11-26 UT Chattanooga @ ---W, 57-48
11-28 UMKC ---W, 63-58
12-3 at Saint Louis ---L, 54-64
12-7 Missouri ---L, 58-69
12-10 at Cleveland State ---W, 71-67
1-4 at Oral Roberts ---W, 74-55
1-7 Eastern Kentucky ---L, 79-86
1-9 Morehead State ---W, 81-78
1-11 Western Illinois ---W, 75-58
1-14 at Tennessee Tech ---L, 49-73
1-16 at Middle Tennessee ---L, 64-73
1-18 Saint Louis ---W, 89-69
1-21 at Tennessee State ---L, 51-88
1-23 at UT Martin ---W, 63-61
1-28 Tennessee State ---L, 61-68
1-30 Austin Peay ---W, 88-86
2-1 Murray State ---L, 77-80
2-4 at Morehead State ---W, 87-69
2-5 at Eastern Kentucky ---L, 71-78
2-11 Middle Tennessee ---L, 67-78
2-13 Tennessee Tech ---L, 62-72
2-18 at Murray State ---L, 64-65
2-20 Oral Roberts ---W, 64-45
2-25 UT Martin ---L, 89-91
2-27 at Austin Peay ---L, 73-82

OVC Tournament

3-4 Tennessee Tech ---L, 59-82
@ = Otahekian Shootout (Cape Girardeau)

1995-96

14-13, 9-7 OVC

11.24 Nicholls State @ ---W, 87-64
11.25 Illinois-Chicago @ ---L, 45-59
12.1 Washington State # ---L, 50-89
12.2 Western Illinois # ---W, 83-64
12.9 at Missouri ---L, 62-75
12.30 at Troy State ---L, 80-89
1.2 Northeast Missouri ---W, 79-55
1.6 at Eastern Kentucky ---L, 73-79
1.8 at Morehead State ---L, 83-95
1.11 UT Martin ---W, 86-68
1.13 at Middle Tennessee ---L, 64-78
1.15 at Austin Peay ---L, 60-81
1.20 Tennessee State ---W, 69-48
1.22 Tennessee Tech ---W, 87-81
1.25 at Western Illinois ---L, 57-75
2.1 at Murray State ---L, 61-76
2.3 Morehead State ---W, 84-79
2.5 Eastern Kentucky ---W, 90-82
2.8 at UT Martin ---L, 84-86
2.10 Austin Peay ---L, 50-64
2.12 Middle Tennessee ---W, 82-81
2.17 at Tennessee Tech ---W, 63-62
2.19 at Tennessee State ---W, 71-68
2.22 Murray State ---W, 77-69
2.24 Oral Roberts ---W, 90-71

2.26 Williams Baptist ---W, 82-74
OVC Tournament

3.2 Murray State ---L, 56-73

@ = Otahekian Shootout

= Dial Classic

1996-97

5-21, 3-15 OVC

11-25 Christian Brothers ---L, 57-73
11-29 at UW-Milwaukee ---L, 47-55
12-2 Missouri ---L, 65-103
12-6 Tulsa @ ---W, 66-52
12-7 E. Tennessee St. @ ---L, 58-61
12-12 Troy State ---L, 46-75
1-2 Oakland City ---W, 67-55
1-4 at Austin Peay ---L, 58-86
1-6 at Tennessee State ---L, 54-82
1-9 UT Martin ---L, 53-66
1-11 Eastern Kentucky ---L, 55-71
1-13 Morehead State ---W, 75-72
1-15 at Oral Roberts ---L, 50-74
1-18 at Middle Tennessee ---W, 74-73 (OT)
1-20 at Tennessee Tech ---L, 68-75
1-23 at Murray State ---L, 50-52
1-25 Eastern Illinois ---L, 70-77
2-1 Tennessee State ---L, 70-84
2-3 Austin Peay ---L, 60-77
2-6 Murray State ---W, 66-62
2-8 at Morehead State ---L, 68-83
2-9 at Eastern Kentucky ---L, 44-81
2-15 Tennessee Tech ---L, 67-85
2-17 Middle Tennessee ---L, 63-78
2-20 at UT Martin ---L, 60-61
2-22 at Eastern Illinois ---L, 54-89
@ = Otahekian Shootout (Cape Girardeau)

1997-98

8-19, 5-13 OVC

11-15 UW-Milwaukee ---L, 56-71
11-20 at Missouri ---L, 53-76
11-25 Western Illinois ---W, 70-68
11-28 Nevada # ---L, 52-69
11-29 Texas-El Paso # ---L, 50-67
12-3 at Tulsa ---L, 71-74
12-6 Austin Peay ---W, 77-76
12-8 Tennessee State ---W, 74-65
12-13 Oakland City ---W, 65-47
1-3 at Morehead St. ---L, 95-98 (OT)
1-5 at Eastern Kentucky ---L, 58-97
1-10 Middle Tennessee ---L, 71-89
1-12 Tennessee Tech ---L, 60-66
1-14 at Tennessee State ---L, 39-73
1-17 at Murray State ---W, 74-65
1-19 at UT Martin ---L, 58-80
1-24 Eastern Illinois ---W, 48-41
1-31 Eastern Kentucky ---L, 77-86
2-2 Morehead State ---W, 82-74 (OT)
2-4 at Austin Peay ---L, 58-69
2-7 at Middle Tennessee ---L, 67-95
2-9 at Tennessee Tech ---L, 52-65
2-11 Belmont ---W, 63-61
2-14 Murray State ---L, 65-66
2-16 UT Martin ---L, 64-79
2-21 at Eastern Illinois ---L, 54-72

OVC Tournament

2-24 at Eastern Ky. ---L, 75-92
= Holiday Inn Classic (Reno, Nev.)

1998-99

19-9, 13-5 OVC

SOUTHEAST MISSOURI STATE UNIVERSITY REDHAWKS BASKETBALL

YEAR-BY-YEAR RESULTS

11-14 Christian Brothers --W, 94-51
 11-21 at Indiana State -----L, 56-81
 11-24 Missouri -----W, 90-71
 11-27 vs. Alcorn State @ --L, 59-66
 11-28 vs. UT-Pan Am @ --W, 77-53
 12-3 Tulsa -----W, 80-63
 12-5 at Tennessee State --W, 63-48
 12-8 Oakland City -----W, 81-53
 12-12 at Austin Peay -----W, 69-55
 1-2 EKU -----W, 101-93 (2ot)
 1-4 Morehead State -----W, 65-58
 1-7 at Middle Tenn. -----L, 75-82
 1-9 at Tennessee Tech -----L, 64-82
 1-12 Austin Peay -----W, 76-56
 1-14 Murray State -----W, 78-59
 1-16 UT Martin -----W, 75-55
 1-21 at Belmont -----L, 57-70
 1-23 at Eastern Illinois -----W, 75-64
 1-25 at Eastern Ky. -----L, 61-62
 1-30 at Morehead St. ---W, 104-70
 2-2 Tennessee State -----W, 74-71
 2-4 Middle Tennessee -----W, 76-73
 2-6 Tennessee Tech -----W, 74-70
 2-11 at Murray State -----L, 63-64
 2-13 at UT Martin -----L, 70-84
 2-20 Eastern Illinois -----W, 101-86
OVC Tournament
 2-23 Murray State -----W, 66-60
 2-27 Tennessee Tech -----L, 62-73
 @ = Chateau Charles Cowgirl Classic (Lake Charles, La.)

1999-00 12-16, 7-11 OVC

11-19 vs. Miss. Valley St. W, 77-42
 11-20 at Arkansas State! ---L, 69-74
 11-23 UMKC -----W, 70-71**
 11-27 vs. Louisiana Tech # L, 54-96
 11-28 at UNLV # -----L, 58-69
 12-2 at Tennessee Tech ---L, 61-65
 12-4 at Middle Tenn. -L, 81-85 (OT)
 12-7 Oakland City -----W, 83-72
 12-10 Indiana State -----L, 58-77
 1-3 at Ark.-Little Rock-W, 80-78 (OT)
 1-6 Tennessee State -----W, 58-46
 1-8 Austin Peay -----W, 74-72
 1-13 at UT Martin -----L, 65-71
 1-15 at Murray State -----L, 49-54
 1-18 Tennessee Tech -----L, 65-82
 1-22 Eastern Illinois -----W, 83-70
 1-27 Morehead State -----W, 85-62
 1-29 Eastern Kentucky -----W, 87-66
 2-3 at Tennessee State -----L, 60-65
 2-5 at Austin Peay -----L, 71-95
 2-8 Middle Tennessee -----L, 58-67
 2-10 UT Martin -----L, 64-74
 2-12 Murray State -----L, 55-66
 2-16 Belmont -----W, 87-72
 2-19 at Eastern Illinois -----W, 89-75
 2-24 at Morehead State ---W, 82-76
 2-26 at Eastern Ky. ---L, 86-91 (OT)
OVC Tournament
 2-29 Middle Tennessee -----L, 57-76
 != Arkansas St. Lady Indian Invitational
 # = UNLV Lady Rebel Shootout (Las Vegas)
 **= UMKC played with ineligible players, thus Southeast was given the win. It does not however affect Coach Arnzen's overall record.

2000-01 14-13, 9-7 OVC

11-17 Missouri Baptist -----W, 83-53
 11-21 at UMKC -----W, 65-48
 11-25 vs. New Mexico St. #L, 58-67
 11-26 vs. Eastern Wash. # L, 64-67
 11-29 Lipscomb -----L, 60-61
 12-4 at Miss. Valley St.-L, 63-69 (OT)
 12-6 Oakland City -----W, 88-47
 12-9 at Belmont -----W, 81-72
 12-30 Miss. Valley St. ---W, 78-44
 1-2 Arkansas-Little Rock ---L, 55-76
 1-4 at Tennessee State ---W, 82-80
 1-6 at Austin Peay -----W, 87-80
 1-9 Tennessee Tech -----L, 79-80
 1-11 Murray State -----W, 74-66
 1-13 Tennessee-Martin ---W, 79-66
 1-20 at Eastern Illinois ---W, 77-71
 1-27 at Morehead State ---W, 67-66
 1-29 at Eastern Kentucky ---L, 82-89
 2-1 Austin Peay -----L, 66-67
 2-3 Tennessee State -----W, 95-84
 2-6 at Tennessee Tech ---L, 75-89
 2-8 at Murray State -----L, 61-62
 2-10 at Tennessee-Martin-W, 80-67
 2-17 Eastern Illinois -----L, 47-70
 2-22 Eastern Kentucky -----L, 82-91
 2-24 Morehead State -----W, 81-61
OVC Tournament
 2-27 Tennessee-Martin ---L, 63-68
 # = Fresno State Classic (Fresno, Calif.)

2001-02 16-12, 8-8 OVC

11-16 Montana # -----L, 63-78
 11-17 Texas-Pan America \$ -----W, 72-55
 11-20 Oakland City -----W, 80-66
 11-24 Southern Illinois -----W, 81-70
 11-27 at Lipscomb -----L, 60-61
 11-30 TAMU-Corpus Christi # -L, 63-69
 12-1 Missouri # -----L, 62-80
 12-5 at Northern Illinois ---L, 63-71
 12-8 Samford -----W, 90-41
 1-2 Missouri Baptist -----W, 70-53
 1-5 at Eastern Illinois* ---W, 77-68
 1-8 Tennessee Tech* ---L, 77-80
 1-10 Eastern Kentucky* ---L, 67-94
 1-12 Morehead State* ---L, 70-79
 1-14 Tennessee State* ---L, 79-80
 1-17 at Tennessee-Martin*W, 77-53
 1-19 at Murray State* ---W, 64-59
 1-23 IPFW -----W, 71-55
 1-26 Austin Peay* -----W, 86-67
 1-31 at Tennessee State*--L, 73-77
 2-2 at Tennessee Tech* ---L, 79-88
 2-7 at Morehead State* ---L, 72-79
 2-9 at Eastern Kentucky* --L, 73-82
 2-14 Tennessee-Martin* ---W, 61-51
 2-16 Murray State* -----W, 72-64
 2-18 Eastern Illinois* ---W, 79-51
 2-23 at Austin Peay* -----W, 80-68
OVC Tournament
 2-26 at Austin Peay* -----L, 67-76
 * = Ohio Valley Conference Game
 # = Texas-Pan Am Classic (Edinburg, Tex.)
 \$ = Lady Tiger Tournament (Columbia, Mo.)



B.J. Smith
35-41 (.460) - 4 Seasons

YR	W	L	PCT
02-03	19	11	.633
03-04	16	13	.552
04-05	0	8	.000
05-06	0	9	.000

2002-03

19-11, 11-5 OVC

11-22 Henderson State W, 85-55
 11-26 at SW Missouri L, 76-85
 11-29 at UW-Green Bay # L, 49-74
 11-30 vs. Quinnipiac # W, 93-87(OT)
 12-5 Lipscomb W, 71-50
 12-7 at Samford W, 89-48
 12-16 Oakland City W, 90-42
 12-20 vs. Indiana State % L, 71-82
 12-21 vs. Gardner-Webb % W, 98-63
 12-28 at Oklahoma L, 59-87
 1-4 Eastern Illinois* W, 74-59
 1-11 at Morehead State* W, 83-63
 1-13 at Eastern Kentucky* L, 77-88
 1-18 Murray State* W, 82-69
 1-20 Tennessee-Martin* W, 70-49
 1-25 at Austin Peay* L, 45-58
 1-30 at Eastern Illinois* W, 82-64
 2-1 Tennessee Tech W, 86-80
 2-3 Tennessee State* W, 77-84
 2-8 Eastern Kentucky* L, 75-81
 2-10 Morehead State* W, 78-64
 2-12 at IPFW L, 87-90 (OT)
 2-15 at Murray State* W, 62-53
 2-17 at Tennessee-Martin* L, 59-60
 2-22 Austin Peay* L, 78-80
 2-27 at Tennessee Tech* W, 76-72
 3-1 at Tennessee State* W, 81-72
OVC Tournament
 3-4 Eastern Illinois W, 79-76
 3-7 vs. Tenn. Tech W, 78-65
 3-8 vs. Austin Peay L, 61-85
 * = Ohio Valley Conference Game
 # = UWGB Tourn. (Green Bay, Wis.)

2003-04

16-13, 10-6 OVC

11-14 vs. Utah # L, 65-76
 11-21 Southern Illinois W, 73-64
 11-24 at Oklahoma L, 48-83
 11-28 vs. Bowling Gr'n@ L, 60-70

11-29 vs. P.V. A&M @ W, 85-38
 12-6 So. Arkansas W, 84-57
 12-15 Northern Illinois W, 59-57
 12-20 at Lipscomb L, 47-52
 12-23 at SW Mo. State L, 59-87
 12-30 vs. Kansas St. \$ L, 42-78
 12-31 vs. Alcorn St. \$ W, 73-63
 1-8 Austin Peay* L, 54-64
 1-10 Tenn. Tech* W, 102-90
 1-13 at EIU* W, 79-66
 1-15 Tenn. State* W, 102-45
 1-22 at Tenn. Tech* L, 57-65
 1-24 at Austin Peay* L, 65-68
 1-29 at J'ville State* L, 83-95
 1-31 at Samford W, 71-53
 2-5 Tenn.-Martin* W, 83-60
 2-7 Murray State* W, 74-60
 2-10 Eastern Illinois* W, 77-76
 2-14 at Tenn. State* W, 87-58
 2-19 E. Kentucky* W, 88-78
 2-21 Morehead State* W, 88-62
 2-26 at Murray State* L, 59-64
 2-28 at Tenn.-Martin* L, 75-78
OVC Tournament
 3-2 Murray State W, 76-51
 3-5 vs. Austin Peay L, 55-72
 * = Ohio Valley Conference Game
 # = Preseason WNIT
 @ = Texas-Corpus Christi Tournament
 \$ = UTSA Classic

2004-05 0-8, 0-2 OVC<

2005-06 0-9, 0-4 OVC<

NOTE

< = Redhawks had to vacate their wins from the 2004-05 (22 wins) and the 2005-06 (22 wins) seasons due to NCAA penalties.



John Ishee
77-74 (.510) - 5 Seasons

YR	W	L	PCT
06-07	24	8	.750
07-08	23	9	.719
08-09	15	15	.500
09-10	7	21	.250
10-11	8	21	.276



SOUTHEAST MISSOURI STATE UNIVERSITY REDHAWKS BASKETBALL

YEAR-BY-YEAR RESULTS

2006-07

24-8, 16-4 OVC

11-11 at Tulsa	L, 54-67
11-14 Central Arkansas	W, 64-60
11-17 Florida State	L, 50-64
11-21 Harris-Stowe	W, 101-78
12-2 at Baylor	L, 47-81
12-7 at Tennessee State	W, 67-53
12-9 at Tennessee Tech	L, 58-59
12-15 E. Tenn. State	W, 73-68
12-17 Jacksonville State*	W, 90-83
12-19 Samford*	W, 70-66 (OT)
12-22 at Buffalo	W, 61-50
12-28 Martin Methodist	W, 93-53
1-2 at Eastern Ky.*	W, 64-62
1-4 Eastern Illinois*	W, 77-60
1-8 at Murray State*	W, 67-61
1-13 at Austin Peay*	L, 60-75
1-18 Tennessee State*	W, 64-46
1-20 Tennessee Tech*	W, 77-52
1-24 at Morehead State*	L, 58-68
1-27 Murray State*	W, 66-63 (2OT)
1-29 Austin Peay*	W, 67-56
2-3 at Tenn.-Martin*	L, 54-63
2-8 Morehead State*	W, 84-70
2-10 Eastern Kentucky*	W, 73-72
2-14 at Eastern Illinois*	W, 63-42
2-17 Tennessee-Martin*	W, 58-52
2-22 at Samford	W, 66-58
2-24 at Jacksonville St.	W, 85-50
OVC Tournament	
2-28 Austin Peay	W, 58-54
3-2 vs. Samford	W, 57-51
3-3 vs. Murray State	W, 62-60
NCAA Tournament*	
3-17 Oklahoma	L, 60-74

2007-08

23-9, 17-3 OVC

11-10 Tulsa	W, 67-45
11-13 Henderson State	W, 59-58
11-17 at Central Arkansas	W, 91-60
11-20 Cumberland	W, 73-57
11-23 vs Texas State	L, 80-47
11-24 vs Northern Colorado	L, 60-49
11-29 Baylor	L, 81-51
12-2 at Purdue	L, 51-41
12-6 Tennessee State*	L, 61-49
12-8 Tennessee Tech*	W, 66-60
12-18 at Samford*	W, 69-60
12-20 at Jacksonville State*	W, 83-71
12-29 Buffalo	W, 67-45
1-5 at Eastern Illinois*	W, 55-51
1-7 Murray State*	L, 71-68
1-12 at Austin Peay*	W, 70-54
1-17 at Tennessee State*	W, 70-51
1-19 at Tennessee Tech*	W, 49-39
1-24 Morehead State*	W, 66-58
1-26 at Murray State*	W, 81-74
2-2 UT Martin*	W, 58-51 (OT)
2-7 at Morehead State*	W, 50-48
2-9 at Eastern Kentucky*	W, 72-67
2-14 Eastern Illinois*	W, 46-41
2-16 at UT Martin*	W, 53-43
2-20 Austin Peay*	W, 67-47
2-23 Eastern Kentucky*	W, 68-52
2-28 Samford*	L, 73-50
3-1 Jacksonville State*	W, 85-42
OVC Tournament	
3-4 Jacksonville State	W, 67-45
3-7 vs. Eastern Illinois	L, 52-40
WNIT	
3-20 at Evansville	L, 60-58

* = OVC Game

2008-09

15-15, 10-8 OVC

11-14 Missouri State	W, 67-64
11-18 Central Arkansas	W, 60-41
11-21 Ark Little Rock	W, 57-45
11-25 at Florida State	L, 31-62
11-28 Indiana State	L, 72-75
12-4 Austin Peay*	L, 50-61
12-6 Tennessee State*	L, 55-59
12-10 Bethel College	W, 73-54
12-13 at Southern Miss	L, 47-64
12-20 vs Providence \$	L, 59-67
12-21 vs Alabama State \$	L, 53-60
12-29 at Missouri	L, 31-60
1-3 at Tennessee Tech*	W, 56-41
1-5 at Jacksonville State*	W, 82-60
1-10 Eastern Illinois*	W, 58-51
1-15 Morehead State*	L, 68-74
1-17 Eastern Kentucky*	W, 71-54
1-22 at UT Martin*	W, 62-54
1-24 at Murray State*	L, 65-80
1-29 Jacksonville State*	W, 57-37
1-31 Tennessee Tech*	W, 61-55
2-4 Harris-Stowe	W, 73-45
2-7 at Eastern Illinois*	W, 53-73
2-12 at Eastern Kentucky*	W, 66-56
2-14 at Morehead State*	L, 54-55
2-19 Murray State*	W, 69-51
2-21 UT Martin*	W, 58-39
2-26 at Tennessee State*	L, 54-70
2-28 at Austin Peay*	L, 74-80 (OT)
OVC Tournament	
3-3 at Tennessee State*	L, 66-77

2009-10

7-21, 4-14 OVC

11-13 UMSL	W, 66-53
11-16 Southern Miss	W, 73-63
11-21 at Missouri State	L, 46-72
11-24 at Indiana State	L, 28-72
11-29 Green Bay	L, 50-88
12-3 at Austin Peay*	L, 63-76
12-5 at Tennessee State*	L, 50-54
12-9 Bethel College	W, 73-60
12-12 UT Arlington	L, 54-66
12-19 at Central Arkansas	L, 64-72
12-28 at Ark Little Rock	L, 55-87
1-2 Tennessee Tech*	W, 61-56
1-4 Jacksonville State*	W, 56-53
1-9 at Eastern Illinois*	L, 39-67
1-14 at Morehead State*	L, 37-75
1-16 at Eastern Kentucky*	W, 43-41
1-21 UT Martin*	L, 46-49
1-23 Murray State*	L, 72-90
1-28 at Jacksonville State*	W, 52-47
1-30 at Tennessee Tech*	L, 56-59
2-2 SIU Edwardsville	L, 57-59
2-6 Eastern Illinois*	L, 41-71
2-11 Eastern Kentucky*	L, 45-50
2-13 Morehead State*	L, 50-65
2-18 at Murray State*	L, 52-61
2-20 at UT Martin*	L, 43-65
2-25 Tennessee State*	L, 53-76
2-27 Austin Peay*	L, 60-77

2010-11

8-21, 4-14 OVC

11-12 N Sam Houston	L, 51-60
11-13 N Jackson St	W, 55-37
11-17 Northern Iowa	L, 57-70
11-19 at Louisville	L, 43-97
11-23 Maryville (St. Louis)	W, 61-48
11-27 at UT Arlington	L, 40-54
12-2 Austin Peay*	L, 57-65



12-4 Tennessee St*	W, 51-46
12-7 Western Michigan	W, 60-56
12-10 at Green Bay	L, 40-74
12-19 at Jacksonville St*	L, 48-62
12-21 at Tennessee Tech*	L, 48-62
12-30 Lindenwood Belleville	W, 77-46
1-2 at Notre Dame	L, 21-97
1-8 Eastern Illinois*	L, 43-68
1-13 Morehead St*	L, 69-85
1-15 Eastern Kentucky*	W, 74-58
1-19 at UT Martin*	L, 62-92

1-22 at Murray State*	W, 48-44
1-27 Jacksonville St*	L, 49-51
1-29 Tennessee Tech*	L, 59-69
2-5 at Eastern Illinois*	L, 49-74
2-10 at Eastern Kentucky*	W, 64-57
2-12 at Morehead St*	L, 40-89
2-17 Murray St*	L, 34-54
2-19 UT Martin*	L, 55-85
2-21 at SIU Edwardsville	L, 51-60
2-24 at Tennessee St*	L, 35-58
2-26 at Austin Peay*	L, 51-71



SOUTHEAST MISSOURI STATE UNIVERSITY REDHAWKS
THIS IS SOUTHEAST





SOUTHEAST MISSOURI

*The college experience of a lifetime. The job of your dreams.
A life that is amazing.*

That is what most students and parents want from a college education. At Southeast, we want the same for you. We want you to learn your profession, gain the experience or internship you need, and get that first paycheck!

The growing—and changing—student body has had an impact on everything and everyone. The physical changes of the campus are the most visible. Two new residence halls. The River Campus. The polytechnic building. An information commons in the library. And so on.

Students and faculty are experiencing change of a different kind. Classroom activity has reached a new level of productivity, as students are brighter and more prepared than ever. Enrollment is at an all-time high. The impact on the honors program has been dramatic with more students than ever choosing to participate in and complete the honors curriculum. The number participating tripled in five years!

All of this means that Southeast has become Missouri's most academically competitive regional university.

2009—InsideCollege.com experts single out our honors program as an effective way to make a large school seem smaller with a more personal approach to learning.

2010—Computer science receives prestigious national accreditation.

**Safest
Campus
in Missouri**

StateUniversity.com

2010—Southeast is named the safest campus in Missouri and among the safest in the nation by StateUniversity.com.



2010—Consumer watchdog group GetEducated.com ranks Southeast #1 on its list of "Top 10 Ranked Best Values Online MBAs—AACSB Accredited."



STATE UNIVERSITY

We have...

- ▶ Small classes with 98 percent of courses having fewer than 50 students
- ▶ Faculty with PhDs—not teaching assistants—who teach most classes
- ▶ More than 200 areas of study
- ▶ Wired (and wireless) classrooms and best-of-class technology
- ▶ Internships and real-world learning offered in 100 percent of programs
- ▶ Study abroad opportunities that take you almost anywhere

We are...

- ▶ NCAA Division I Athletics
- ▶ Listed among the Midwest's top universities
- ▶ One of the safest college campuses in the nation
- ▶ Conveniently located 115 miles south of St. Louis
- ▶ A medium-sized university with more than 11,000 students
- ▶ Comprised of ten colleges and schools

We provide...

- ▶ Choices in the University Studies (general education) classes
- ▶ Some of the newest residence halls in Missouri
- ▶ 150 organizations that keep you busy after class
- ▶ Each student with two advisors—academic and career
- ▶ Fraternities and sororities that are productive and fun
- ▶ One of a kind student aquatic center in one of our two recreation centers

2011—U.S. News & World Report names Southeast a "Best Midwest Regional University."



2011—For seven consecutive years, Princeton Review includes Harrison College of Business on its list of "Best Business Schools."



2011—Princeton Review again names Southeast as one of the "Best in the Midwest," representing only about 25 percent of the nation's four-year colleges.



2012—U.S. News & World Report lists both nursing and communication disorders on its list of top graduate programs in health.



SOUTHEAST MISSOURI

Donald L. Harrison College of Business

Our increasingly popular business programs have made us one of the major colleges of business in the Midwest. The Donald L. Harrison College of Business is accredited by AACSB International—the gold standard of business school accreditation—an honor held by only 5 percent of institutions offering business degrees worldwide.

- ▶ Employers and students value our techno-savvy environment. In a recent survey of 98 nationally known business programs, Southeast ranked in the top 7 percent in learning to use and manage technology.
- ▶ Our entrepreneurial studies program is Missouri's most comprehensive, offering options for both BSBA and MBA degrees. The Douglas C. Greene Center for Innovation and Entrepreneurship is one of the most comprehensive entrepreneurship-focused university centers in the Midwest.
- ▶ Southeast students have access to more than 30 international exchange and study abroad opportunities in London, Paris, Spain, Portugal and North Africa.
- ▶ One hundred percent of our students have the opportunity to participate in internship programs with companies nationwide.
- ▶ Doctoral level professors make learning interactive with classrooms that have Internet, cable TV, direct satellite feed and electronic presentation capability.
- ▶ St. Louis employers rate the "St. Louis Interview Days" as the best recruiting event in which they participate in the Midwest.
- ▶ Our accounting curriculum prepares students for the Certified Public Accountant (CPA) and Certified Internal Auditor (CIA) designations. Students may go to work directly into an accounting field or go on to complete the 150 hours required by Missouri, and other states, to sit for the CPA examination. Our first-time pass rates on the CPA exam continue to be well above the national average.
- ▶ Business programs are housed in Dempster Hall, a wireless Internet environment featuring an electronic presentation lab and more than 400 networked computers with the latest software.



College of Education

If you are considering teaching as a profession, you are looking at the right university. For more than a century, Southeast has been preparing and sustaining some of the nation's brightest and best teachers. Moreover, we have a record of accomplishment to prove it.

- ▶ Most importantly, our education program is fully accredited by the National Council of Teacher Education (NCATE), which sets the highest standards for teacher education programs nationwide.
- ▶ In the 2010 reaccreditation process, 12 of the 13 specialty professional association reports submitted by the College of Education received national recognition, and four are being used as examples of best practices in education nationwide.
- ▶ Because you begin assisting and observing in area classrooms starting in your first year, you accumulate more teaching practice and knowledge than graduates from other universities.
- ▶ The American Association of State Colleges and Universities (AASCU) featured Southeast as one of 20 national model programs.
- ▶ The American Association of Colleges for Teacher Education (AACTE) presented the college with the "Best Practice Award for Global and International Teacher Education."
- ▶ Southeast is one of only 33 institutions nationwide selected to be part of the White House Conference on Education, an honor no other Missouri institution has received.
- ▶ Our program was accepted into the prestigious Renaissance Group of Institutions.



STATE UNIVERSITY

College of Health and Human Services

Although there are diverse academic offerings in the College of Health and Human Services, all programs potentially lead to a career that significantly and positively impact the lives of individuals and families.

- ▶ Students in our nationally accredited nursing program consistently have a high pass rate on the state licensing exam and routinely enjoy a 100 percent placement rate after graduation.
- ▶ The recreation program is accredited by the Council on Accreditation for Recreation, Park Resources and Leisure Services.
- ▶ Our sport management program is one of 53 nationwide approved by the Sport Management Review Council and one of only a few in the Midwest.
- ▶ Students can participate in one of three state licensed centers—one for senior adults, a child enrichment center and our center for disabled adults.
- ▶ Air Force ROTC juniors and seniors can join the Professional Officer Corps, which allows you to assume commanding positions over members of the General Military Cadets.
- ▶ Our nationally accredited social work program requires students to complete 448 hours of field education under the supervision of experienced social workers.
- ▶ Southeast has a strong connection with the Law Enforcement Academy and has more than 30 years of partnerships in all branches of criminal justice at the federal, state and local levels. Our students intern with the U.S. Marshals Service; the ATF; the U.S. Secret Service; Federal Probation; Missouri Division of Probation and Parole; Missouri Youth Services and other law enforcement agencies.
- ▶ The dietetics program is accredited by the Commission on Accreditation for Dietetics Education and the American Dietetic Association. Our graduates have a success rate of nearly 100 percent on the national exam to become a registered dietitian.



College of Liberal Arts

An education in the liberal arts gives you broad-based training for careers in business, the arts, media, education and the legal profession.

- ▶ Southeast's mass communication program is accredited by the Accrediting Council on Education in Journalism and Mass Communications (ACEJMC). Only one other institution in Missouri has this elite accreditation. Our public relations program is one of only 28 institutions—none in Missouri—that holds certification by the Public Relations Society of America (PRSA). Only 12 other institutions in the world have recognition from both ACEJMC and PRSA for their mass communication program.
- ▶ Students can work at two campus radio stations (NPR affiliate KRCU 90.9 FM and KDMC 103.7), the *Arrow* student newspaper and "U2" cable television station.
- ▶ Our certified historic preservation program is one of a few U.S. programs that offer a four-year degree and is among a small number to have full membership in the National Council for Preservation of Education.
- ▶ During the last five years, Southeast's pre-law students have exceeded the national LSAT average score, and their placement rate in law school approaches 100 percent.
- ▶ Students majoring in philosophy have a 100 percent acceptance rate to graduate and law school.
- ▶ Our students make politics come alive by working on political campaigns and by serving as interns. Each year approximately 30 students from a variety of majors around the University travel to Washington, D.C. to conference with some of the nation's top scholars at the Center for Strategic and International Studies.





SOUTHEAST MISSOURI

College of

Science and Mathematics

The foundation of success in Southeast's College of Science and Mathematics is a faculty of teacher-scholars supported by well equipped laboratories and the latest technology, which offer our students personalized study and research opportunities during their undergraduate studies.

- ▶ Our popular computer science bachelor's program is nationally accredited by the Computing Accreditation Commission of the Accreditation Board of Engineering Technology.
- ▶ Our popular marine biology program is one of the only inland programs in the U. S., creating an opportunity for students to combine a traditional college experience with the study of marine life because of our collaboration with the Gulf Coast Research Laboratory in Ocean Springs, Miss.
- ▶ Southeast's pre-med curriculum prepares students for the MCAT (Medical College Admission Test). Our students are accepted to medical school at a rate that is well above the national average.
- ▶ Our chemistry graduates consistently score at or above the 70th percentile on the Major Field Achievement Test in Chemistry.
- ▶ Our engineering physics program is nationally accredited by the Accrediting Board of Engineering and Technology (ABET), the sole accrediting body of engineering programs. Southeast is one of only 20 similarly named engineering programs nationwide with this accreditation.



Graduates in
science and mathematics
enjoy a nearly
100%
placement rate.



School of

Polytechnic Studies

Today's industrial and agricultural environment is dynamic and highly dependent on technology. The Otto and Della Seabaugh Polytechnic Building features modern classrooms and laboratory space, teleconferencing and interactive television capabilities, fully networked computer labs, and an industrial space for training and research.

- ▶ All of the bachelor of science programs in the Department of Industrial and Engineering Technology are nationally accredited.
- ▶ Southeast is a designated Center of Excellence in Advanced Manufacturing Technology.
- ▶ In addition to a 252-acre David M. Barton Agriculture Research Center, there is a 110-acre rice research station, a new irrigated turf plot facility, and a modern soil fertility laboratory.
- ▶ The School of Polytechnic Studies operates the 11,000-square-foot, climate-controlled Charles L. Hutson Horticulture Greenhouse.
- ▶ Our new cybersecurity program is the only one of its kind in Missouri. The U.S. Department of Labor estimates there will be 135,000 new jobs in this field by 2018—a 21 percent increase in Missouri alone.
- ▶ The innovative sustainable energy systems management major responds to world needs to address global warming, air pollution and ecosystem destruction.



STATE UNIVERSITY

Earl and Margie Holland School of

Visual and Performing Arts

Classic beauty and modern technology converge at Southeast's River Campus—Missouri's only campus dedicated exclusively to art, dance, music and theatre. Overlooking the Mississippi River, a Cultural Arts Center and transformed Seminary Building are now home to the Earl and Margie Holland School of Visual and Performing Arts. With the coming of this magnificent facility, the number of new students planning to major in the visual and performing arts doubled in one year.

- ▶ Art students have five interconnected art studios for painting, drawing, printmaking, fibers and design plus two computerized looms, as well as two presses in the printmaking studio and a computer design lab with the latest hardware and software available.
- ▶ Students find internships and professional experience at the Berkshire Theatre Festival, the Lucille Lortel Theatre in New York, the McLeod Summer Theatre or the University of Connecticut Summer Theatre and more.
- ▶ In 2008, the Golden Eagles Marching Band performed at the Edinburgh Military Tattoo in Scotland becoming only the second American university marching band to perform there twice.
- ▶ In addition to performances throughout the season, featuring world famous guest artists, the Southeast Missouri Symphony Orchestra exchanged music as well as culture in China when they performed concerts in Shanghai and Beijing in 2009.
- ▶ The River Campus gives students the opportunity to show their work in a variety of first-class venues: the 950-seat Donald C. Bedell Performance Hall is a proscenium theatre with spacious stage and backstage areas. The 200-seat Wendy Kurka Rust Flexible Theatre can be configured in unlimited ways for "black box" productions. The 200-seat Robert F. and Gertrude L. Shuck Music Recital Hall features nearly perfect acoustics. a student/faculty art gallery features technology that allows for the display of 3-D animation, as well as painting, prints, ceramics and sculpture. The Rosemary Berkel and Harry L. Crisp II Museum has an interactive educational theatre, art gallery for changing exhibitions and a permanent display featuring southeast Missouri.



Living on Campus

Southeast offers students 11 residence halls from which to choose. Each room has Internet access and cable TV. Nine dining areas are available with a variety of options. And, with more than 150 diverse organizations, students find plenty of opportunities to get involved.





SOUTHEAST MISSOURI STATE UNIVERSITY REDHAWKS BASKETBALL

PRESIDENT KEN DOBBINS



Dr. Kenneth W. Dobbins became the seventeenth president of Southeast Missouri State University on July 1, 1999 after serving as the University's Vice President of Finance and Administration from 1991 to 1993, and Executive Vice President from 1993 until his appointment as president. He previously held several positions in higher education administration at Kent State University in Ohio.

During his tenure at Southeast, academic programs have been enhanced, including establishment of a School of Polytechnic Studies and the Earl and Margie Holland School of Visual and Performing Arts which opened in Fall 2007 on the new River Campus. A comprehensive review of all academic and non-academic programs has been accomplished to maintain quality and minimize student fee increases in the face of significant state appropriation



reductions. Southeast continues to be recognized nationally for many of its outstanding accredited academic programs. For the seventh year in a row, Princeton Review recognized the Master of Business Administration program on its list of "Best Business Schools." GetEducated.com listed Southeast #1 on the list of "Top 10 Ranked Best Values Online MBAs-AACSB-Accredited"; Southeast is recognized in the top tier of the Midwest best regional universities in U.S. News Best Colleges for 2011; and Southeast was again named among the "Best in the Midwest" by Princeton Review. Additionally, StateUniversity.com ranked Southeast the safest college campus in Missouri.

Enrollment has increased significantly since a 20-year-low in 1994 when some 7,900 students attended Southeast. In Fall 2005, enrollment topped 10,000 for the first time, and stood at more than 11,200 in 2010. Additionally, record enrollments in higher education have occurred in the University's 25-county service region during his tenure due to the establishment of new regional campuses in Sikeston and Kennett and a higher education center at Perryville serving place-bound students in and near those rural communities.

During Dr. Dobbins' presidency, more than \$250 million in capital construction and building improvement projects have enhanced the University. The Seabaugh Polytechnic Building and the \$50 million River Campus were constructed. An innovation center and business incubator to promote entrepreneurship and enhance the region's economy opened on the campus in 2005; Southeast dedicated its new, state-of-the-art David M. Barton Agriculture Research Center in 2009; two new 300-bed residence halls were constructed in 2002 and 2009; and the University currently is in the midst of \$58 million in capital renovation, maintenance and repair projects including the renovation of the historic 105-year-old Academic

Hall.


Dr. Dobbins has served a two-year term as president of the Missouri Council on Public Higher Education (COPHE), the organization for presidents and chancellors of Missouri's public colleges and universities. In 2007, he was selected to serve a three-year term on the American Association of State Colleges and Universities (AASCU) Board of Directors, an organization which represents over 420 public college and university members and more than 3.7 million students or 56 percent of the enrollment at all public four-year institutions. He was elected Secretary-Treasurer of the organization in 2008, and currently serves as chair of the AASCU Board. Also, for the past seven years, he has served as one of five faculty members for the AASCU New Presidents' Academy. He previously served three years as president of the Ohio Valley Conference and is currently a member of the Conference finance subcom-

mittee. In addition, he is a vice president of the executive board of the Greater St. Louis Council, Boy Scouts of America, and in 2010, he was awarded the Silver Beaver Award, the highest honor bestowed upon a Boy Scout volunteer by a council.

He earned his B.S. degree in accounting from the University of Akron (Ohio) in 1971 and served as a commissioned officer and civilian executive in the U.S. Air Force for almost 10 years. He received the M.B.A. degree in 1979 from Old Dominion University (Virginia), and the Ph.D. in higher education administration in 1987 from Kent State. He is also a Certified Public Accountant in Ohio.

Dr. Dobbins and his wife, Jeanine Larson Dobbins, Founder and Director Emeritus of the Missouri Statewide Early Literacy Intervention Program based at Southeast, have a son, Paul, and a daughter-in-law, Stacey, who are both Southeast graduates, and a grandson, Lincoln Kenneth Dobbins.

Board of Regents



Donald "Brad" Bedell
President



Albert Spradling
Vice President



Daren Todd



Reginald Dickson



Doyle Privett



James P. Limbaugh



Brian Kelly
Student Member

SOUTHEAST MISSOURI STATE UNIVERSITY REDHAWKS BASKETBALL

INTERIM AD CINDY GANNON



Cindy Gannon has been part of Southeast Missouri State University Athletics for more than 20 years.

In 2011-12, Gannon will serve as interim Director of Athletics in addition to continuing her role as Senior Woman Administrator. Gannon was named to the position for the second time in her career after John Shafer announced his retirement following three years of service.

Gannon officially began her duties as interim Director of Athletics on July 1 after completing her sixth year as Associate Director of Athletics and Senior Woman Administrator.

As Southeast's Associate Director of Athletics and Senior Woman Administrator, Gannon was in charge of event management, sports supervision, personnel recruitment and monitoring the department's compliance with gender equity, while serving as an institutional representative to the Ohio Valley Conference.

Gannon also led the efforts for the department's NCAA third-cycle recertification. This certification process evaluates the Athletic Department's commitment to three operating principles outlined by the NCAA, including governance and commitment to rules; academic integrity; and gender/diversity issues and student-athlete

well-being. Southeast delivered a report on its progress to the NCAA in April.

Gannon has been the driving force behind other major events such as the Women's Walk and Dig for Life which continue to grow each year.

The Fourth Annual Women's Walk reached record numbers and raised \$30,000 for the Redhawk Athletics Scholarship Fund in 2011.

Meanwhile, Dig for Life, which is a month-long campaign during the Redhawks volleyball season, brought in a record \$22,000 a year ago. Gannon started this special foundation in 2000 after losing her mother to breast cancer. The campaign raises money to fund 200 local women for mammogram screening, who otherwise could not afford it.

In addition, Gannon recently finished her fourth year as a member of the National NCAA Division I Volleyball Committee.

A native of De Soto, Mo., Gannon started working at Southeast as a graduate assistant with the volleyball team. Three years later, she took over as head coach.

Gannon was at the helm of the volleyball program from 1989-2004, where she compiled a 366-211 record and led Southeast to eight OVC Championships and four NCAA Tournament Appearances. Gannon was also named OVC Coach of the Year four times.

Following her coaching career, Gannon remained at Southeast to work in athletic administration. She was last appointed interim Director of Athletics in October, 2008.

Recognized by not only her peers for her exceptional coach-

ing, Gannon was a recipient of the Southeast Missouri State University College of Education Young Alumni Merit Award in 1998. She was recognized by her junior college alma mater when Mineral Area College selected her as an "Outstanding Alum." Gannon was also inducted into the De Soto High School Athletics Hall of Fame in 2009.

Gannon is a former member of the American Volleyball Coaches

Association (AVCA) and National Association of Collegiate Women Athletics Administrators (NAC-WAA). In 2000, she chaired Southeast's Midwest Region and was a member of the AVCA Division I Top-25 Selection and All-America Committees.

Gannon received her undergraduate degree in physical education (1985) and master's in higher education (1987) from Southeast. She resides in Cape Girardeau.





SOUTHEAST MISSOURI STATE UNIVERSITY REDHAWKS BASKETBALL

ATHLETICS STAFF



Brady Barke
Interim Associate Director of
Athletics/Compliance



Torry Rollins
Assistant Director of Athletics/
Finance



Joyce Penny
Ticket Manager
Student Accountant




Marcia Hendrix
Assistant Ticket Manager
Insurance




Sharon Burgard
Director of Academic
Services



Kent Phillips
Coordinator of Facilities and
Event Management




Alfred Castillo
Head Athletic Trainer



Jeff Honza
Sports Information Director



Rachel Blunt
Compliance Assistant




Nate Saverino
Coordinator of Marketing
and Promotions



Jan Onderdonk
Senior Administrative
Assistant



Ryan Johnson
Strength & Conditioning
Coach




Amanda Martin
Assistant Athletic
Trainer




Maria Dominguez
Assistant Athletic Trainer




Robby Rasco
Equipment Manager



Natalie Williams
Academic Services Assistant



Chad Twaro
Assistant Sports Information
Director



Phil Lady
Graduate Assistant
Marketing

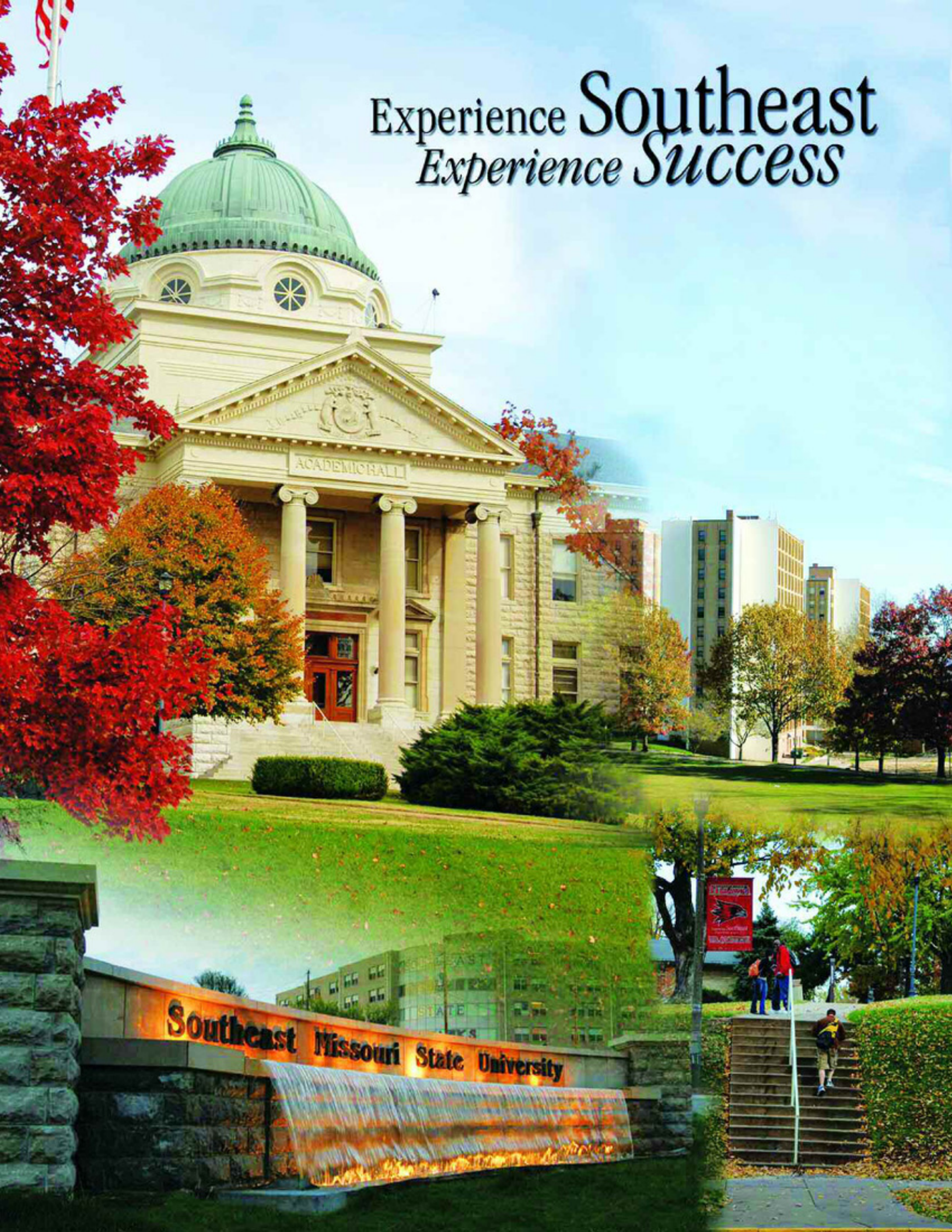


Kelly Benacka
Graduate Assistant
Academic Services



Israel Kirk
Graduate Assistant
Academic Services

Experience Southeast *Experience Success*





2011-2012 SCHEDULE

NOV. 7	HARRIS-STOWE <i>(Exhibition)</i>	5:30 P.M.
Nov. 11	North Carolina State	11 a.m.
Nov. 13	Saint Louis	2:30 p.m.
Nov. 15	Illinois-Chicago	7 p.m.
NOV. 21	MISSISSIPPI	7 P.M.
Nov. 25	UAB <i>(UAB Classic)</i>	6 p.m.
Nov. 26	Samford <i>(UAB Classic)</i>	2 p.m.
NOV. 29	ARKANSAS STATE	7 P.M.
Dec. 1	Northern Iowa	7 p.m.
DEC. 3	LINDENWOOD	5:30 P.M.
Dec. 10	Western Michigan	1 p.m.
Dec. 18	Central Michigan <i>(Wright State Tournament)</i>	11 a.m.
Dec. 19	Wright State <i>(Wright State Tournament)</i>	11 a.m.
Dec. 20	Longwood <i>(Wright State Tournament)</i>	1:30 p.m.
DEC. 28	MOREHEAD STATE*	5:30 P.M.
DEC. 31	MURRAY STATE*	1 P.M.
JAN. 2	JACKSONVILLE STATE*	5:30 P.M.
Jan. 7	Eastern Kentucky*	3 p.m.
JAN. 14	EASTERN ILLINOIS*	5:30 P.M.
JAN. 16	SIU EDWARDSVILLE*	7 P.M.
Jan. 21	Tennessee Tech*	5:30 p.m.
Jan. 28	UT Martin*	6 p.m.
JAN. 30	AUSTIN PEAY*	7 P.M.
Feb. 1	Eastern Illinois*	7 p.m.
FEB. 4	TENNESSEE STATE*	5:30 P.M.
Feb. 11	Murray State*	5:15 p.m.
Feb. 13	SIU Edwardsville*	7 p.m.
FEB. 18	UT MARTIN*	7 P.M.
Feb. 23	Jacksonville State*	5:15 p.m.
Feb. 25	Austin Peay*	5:15 p.m.
Feb. 29-March 3	OVC Tournament	TBA

Home games in **BOLD**

* Conference Game

Home games at the Show Me Center

All Times Central and subject to change



GO SOUTHEAST.COM

(573) 651-2113 or (866) SEMO-TIK