

SOUTHEAST MISSOURI STATE UNIVERSITY REDHAWKS

# BASKETBALL



2011-2012 INFORMATION GUIDE





#### **LOCATION**

Cape Girardeau, MO  
On the Mississippi River

#### **ENROLLMENT**

10,859

#### **STUDENT TO FACULTY RATIO**

18 to 1

#### **SMALL CLASSES**

Average 25-30 Students

#### **ELITE BUSINESS ACCREDITATION**


Accredited by AACSB  
International for all business programs including the MBA.

#### **ACADEMIC PROGRAMS**

Include business, education, science, technology, visual and performing arts and many health professions.

#### **NUMBER OF ATHLETIC TEAMS**

15 NCAA Division I Teams







# REDHAWKS BASKETBALL

## Table of Contents



### Intro to Redhawk Men's Basketball

Media Information.....	2-3
Travel Arrangements .....	4-5
Show Me Center .....	6-7
Strength & Conditioning .....	8-9
Success Center.....	10-11
Sports Medicine .....	12-13
Mission Statement .....	14

### Season Preview Section

Season Outlook.....	16-17
Alphabetical/Numerical Roster .....	18
Radio/TV Roster.....	19
Schedule .....	20

### Coaching Staff Section

Head Coach Dickey Nutt.....	22-23
Assistant Coach Jamie Rosser .....	24
Assistant Coach Kyle Gerdeman.....	25
Assistant Coach Jeremy Case .....	26

### Player Profiles Section

Profiles.....	28-44
Returnee Statistics vs. All Opponents .....	45-48

### Year in Review Section

2010-11 Review.....	50-51
Final Statistics .....	52-58
Box Scores .....	59-66

### Opponents Section

2011-12 Opponents .....	68-73
All-Time Series Records .....	74
OVC Series Results.....	75-76
Nutt vs. All Opponents .....	76

### Records Section

Honors & Awards .....	78-79
Year-by-Year Records.....	80
Team/Individual Records .....	81
Career Rankings .....	82-83
Single-Season Rankings .....	84-85
NCAA Division I Results .....	86-89
All-Time Lettermen.....	90-92
Annual Leaders .....	93
Honored Teams .....	94-96

### Ohio Valley Conference Section

This is the OVC.....	98-101
2011-12 Composite Schedule .....	102-104
2012 OVC Tournament .....	105-106

### This is Southeast Section

Southeast Missouri State.....	108-113
President Dr. Ken Dobbins .....	114
Interim AD Cindy Gannon .....	115
Athletics Staff.....	116

### Credits

The 2011-12 Southeast Missouri Men's Basketball Guide was written, edited and designed by Sports Information Director Jeff Honza. Cover design and additional graphics assistance provided by Tonya Wells and Krista Mayfield. Photography by Marc Mahnke, Dennis Hubbard, Sam Jordan, Fred Lynch, Joel Ray, Marcus Painton, Keith Hente, Mike Grace and Patrick Clark. Other editorial assistance by Nick Seeman and Katie Wojtowicz.





# REDHAWKS BASKETBALL

*Media Information*







## Southeast Missouri Sports Information


**Phone:** (573) 651-2294 **Fax:** (573) 651-2810

**Press Row:** (573) 651-5014

**Website:** GoSoutheast.com



Jeff Honza  
Director



Chad Twaro  
Assistant Director



Nick Seeman  
Assistant

## 2011-12 Sport Assignments

Jeff Honza, Director

Football, Men's Basketball, Women's Tennis

Office: (573) 651-2933

Cell: (618) 528-1145

E-Mail: jhonza@semo.edu

Chad Twaro, Assistant Director

Women's Soccer, Women's Basketball,

Gymnastics, Outdoor Track & Field

Office: (573) 651-2937

Cell: (573) 979-4307

E-Mail: ctwaro@semo.edu

Nick Seeman, Assistant

Volleyball, Indoor Track & Field, Baseball

Office: (573) 651-2294

Cell: (612) 741-0550

E-Mail: nseeman@semo.edu

Sean Stevenson..... Cross Country

Katie Wojtowicz ..... Softball

## Credentials

Credentials are required for entrance to the Show Me Center. To request season or single-game credentials, please contact Southeast Missouri Sports Information by phone at (573) 651-2933 or e-mail at jhonza@semo.edu. Credentials can be picked up at the ticket booth (will call) located at the front entrance of the Show Me Center.

## Press Row

Media will have assigned seats courtside on the north side of the Show Me Center. Press row is reserved for working media. Professional decorum is expected at all times. Cheering or outward expression is strictly prohibited.

## Photographers

Photographers can shoot on the baselines. Flash photography is prohibited.

## Postgame Interviews

Anyone wishing to interview a Southeast student-athlete must notify Jeff Honza prior to the end of each game. Student-athletes will be escorted to the media interview room. Media representatives are not allowed in the dressing room area. Head Coach Dickey Nutt will be in the media interview room after each game and the opposing head coach will be invited there if requested. Nutt has a radio commitment immediately after every game, but will be in the interview room following his postgame show on the Redhawks Radio Network.

## Basketball E-Mail List

If you would like to be added to the Redhawk basketball e-mail list to receive breaking news about the team, please e-mail Jeff Honza. The official website, *GoSoutheast.com*, is the best source for up-to-date information about the team.

## Weekly Interviews

All Southeast Missouri basketball practices are open to the media. Interviews will be conducted before all practices. Please contact the Southeast Sports Information Office for verification on practice times and locations.

## Wireless Internet

The Show Me Center is equipped with wireless internet. Ask a member of the Southeast sports information staff for log-in information.

## Redhawks Radio Network

Erik Sean returns for his 12th year as the "Voice of the Redhawks." Sean is the Director of Sports Operations for Mississippi River Radio's eight radio stations in Cape Girardeau. He is a 10-time winner of the Missouri Broadcasters Association's Play-by-Play Award and three-time winner of the MBA's Sports Award. KZIM/KGIR sports anchor and reporter Todd Bonacki and Jess Bolen will assist Sean on the Redhawks Radio Network this year.

### Radio Network Affiliates

K-103 FM (flagship) ..... Cape Girardeau, Mo.  
KSIM 1440 AM..... Sikeston, Mo.  
KWOC 903 AM..... Poplar Bluff, Mo.  
KMAL 1470 AM..... Malden, Mo.

## Visiting Radio

Visiting radio stations are required to make written requests at least one week in advance. The Redhawks Radio Network provides a courtesy telephone line for the official station of all opponents. Other stations will be charged a rights fee and must order telephone lines from the University Telephone Services by calling (573) 651-2575.

## Statistical Services

A play-by-play report of each half, halftime stats and final game statistics will be provided courtesy of the Southeast Missouri sports information staff.

## Food and Beverages

Food and refreshments will be available in the media workroom located on the ground level of the Show Me Center for all home games. The media workroom is open to credentialed members of the press only.

## OVC Teleconferences

Teleconferences are now monthly for Ohio Valley Conference men's and women's coaches this year. Men's teleconferences will be held on Tuesdays. Call dates are Jan. 3 and Jan. 27.

There will then be a joint teleconference with both men's and women's coaches on Feb. 27, the Monday before the OVC Tournament begins. That call will involve all 16 coaches who make the field. The schedule will be set and released at the conclusion of the regular season (two days prior to the call), depending on tournament seeding. Monthly teleconferences begin at 10 a.m., CT, with Southeast head coach Dickey Nutt scheduled at 10:15 a.m. Please contact Kyle Schwartz at (615) 371-1698 for more information on how to participate.

## Weekly Television Show

Redhawk Basketball with Dickey Nutt will be televised Monday nights at 11:05 p.m., CT, on the Heartland CW (WQWQ-TV, Charter Cable 12). The show is hosted by Todd Richards.

## KFVS WebCasts

Live WebCasts of all Southeast Missouri home men's basketball games can be accessed online at KFVS12.com. All webcasts are free of charge.







# REDHAWKS BASKETBALL

*Travel Arrangements*







**Missouri  
November 11, 2011**

Hilton Garden Inn  
3300 Vandiver Drive  
Columbia, MO 65202  
**Phone:** (573) 814-5464  
**Fax:** (573) 814-5465  
**Website:** hiltongardeninn.com



**Sacramento State  
December 22, 2011**

Hilton Arden West  
2200 Harvard Street  
Sacramento, CA 95815  
**Phone:** (916) 922-4700  
**Fax:** (916) 922-8418  
**Website:** hilton.com



**Murray State  
February 2, 2012**

Hampton Inn  
1415 Lowes Drive  
Murray, KY 42071  
**Phone:** (270) 767-2226  
**Fax:** (270) 767-2220  
**Website:** hamptoninn.hilton.com



**Bradley  
November 16, 2011**

Four Points Sheraton  
500 Hamilton Blvd.  
Peoria, IL 61602  
**Phone:** (309) 674-2500  
**Fax:** (309) 674-1205  
**Website:** starwoodhotels.com



**UT Martin  
January 5, 2012**

Hampton Inn  
5575 Skyhawk Parkway  
Martin, TN 38237  
**Phone:** (731) 587-5800  
**Fax:** (731) 587-0533  
**Website:** hamptoninn.hilton.com



**SIUE Edwardsville  
February 11, 2012**

Doubletree  
1000 Eastport Plaza Drive  
Collinsville, IL 62234  
**Phone:** (618) 345-2800  
**Fax:** (618) 345-9804  
**Website:** doubletree1.hilton.com



**Oregon  
November 20, 2011**

Hilton Garden Inn  
3528 Gateway Street  
Springfield, OR 97477  
**Phone:** (541) 736-3000  
**Fax:** (541) 746-3530  
**Website:** hiltongardeninn.com



**Eastern Kentucky  
January 7, 2012**

Holiday Inn Express  
1990 Colby Taylor Drive  
Richmond, KY 40475  
**Phone:** (859) 624-4055  
**Fax:** (859) 623-8775  
**Website:** hiexpress.com



**Jacksonville State  
February 23, 2012**

Hampton Inn  
1041 JDL Drive SW  
Jacksonville, AL 36265  
**Phone:** (256) 782-0330  
**Fax:** (256) 782-0336  
**Website:** hamptoninn.hilton.com



**Arkansas State  
November 29, 2011**

Hilton Garden Inn  
2840 South Caraway Road  
Jonesboro, AR 72401  
**Phone:** (870) 931-7727  
**Fax:** (870) 931-7728  
**Website:** hiltongardeninn.com



**Tennessee Tech  
January 21, 2012**

Fairfield Inn  
1200 Sams Street  
Cookeville, TN 38506  
**Phone:** (931) 854-1050  
**Fax:** (931) 854-1059  
**Website:** marriott.com/fairfieldinn



**Austin Peay  
February 25, 2012**

Marriott Courtyard  
155 Fair Brook Place  
Clarksville, TN 37040  
**Phone:** (931) 551-4480  
**Fax:** (931) 551-4787  
**Website:** marriott.com



**Central Arkansas  
December 5, 2011**

La Quinta Inn & Suites  
2350 Sanders Street  
Conway, AR 72302  
**Phone:** (501) 328-5100  
**Fax:** (501) 328-5170  
**Website:** lq.com



**Eastern Illinois  
January 30, 2012**

Holiday Inn Express  
121 Swords Drive  
Mattoon, IL 61938  
**Phone:** (217) 235-2060  
**Fax:** (217) 235-2061  
**Website:** hiexpress.com



**OVC Tournament  
February 29-March 3, 2012**

Millennium Maxwell House Hotel  
2025 Rosa Parks Blvd.  
Nashville, TN 37228  
**Phone:** (615) 259-4343  
**Fax:** (615) 313-1327  
**Website:** millenniumhotels.com





# REDHAWKS BASKETBALL

*Show Me Center*







The 7,000-seat Show Me Center (SMC) is the home of the Southeast Missouri State University men's and women's basketball teams. Additionally, the Show Me Center is the entertainment, and meeting hub for the 250,000 residents of the tri-state region.

Since opening its doors in the summer of 1987, the Show Me Center has served Southeast Missouri State University, the City of Cape Girardeau, and the citizens of Southeast Missouri, Southern Illinois, and Western Kentucky by providing quality concerts, sporting events, top-notch family entertainment, and a first-rate banquet, convention, and meeting facility.

The facility is a joint-venture of Southeast Missouri State and the City of Cape Girardeau. The combined SMC and Student Recreation Center, which received a complete renovation and expansion in 1999, were originally built at a cost of \$18

million.

The facility houses the Redhawks men's and women's locker rooms, which have been completely remodeled. New basketball offices on the north side of the SMC were completed during the fall of 2003. Most recently, a new portable floor and goals were purchased before the 2011-12 season.

The Student Recreation Center is adjoined to the Show Me Center, and it houses the Redhawks' practice facilities. The center has five full basketball courts (including two hardwood courts), a large weight room, six racquetball courts, an indoor track, two cardiovascular equipment areas, a climbing wall, two multipurpose rooms, and full locker rooms. The new Student Aquatic Center, which opened in December 2007, features a four-lane lap pool, a recreational pool with a rock wall and a zip line, a hot tub, and locker rooms.



## Largest Show Me Center Crowds

<u>Attendance</u>	<u>Date</u>	<u>Opponent</u>	<u>Result</u>
7,241	Feb. 12, 2000	Murray State	L, 60-77
7,195	Feb. 22, 1992	Murray State	W, 80-75
7,156	Jan. 14, 1999	Murray State	L, 70-71
7,142	Feb. 17, 1990	Southwest Baptist	W, 75-72
6,911	Feb. 18, 1990	Central Missouri	W, 81-72
6,904	Jan. 12, 1991	Central Missouri	W, 81-77
6,893	Jan. 19, 1991	Missouri Western	L, 71-77
6,870	Feb. 25, 1989	Northeast Missouri	W, 97-76
6,777	Dec. 15, 1994	Southern Illinois	L, 72-74
6,670	Jan. 26, 1991	Southwest Baptist	L, 67-82
6,635	Jan. 23, 1988	Central Missouri	W, 86-65
6,630	Feb. 19, 1994	Murray State	L, 95-96
6,607	Jan. 22, 2005	Austin Peay	W, 65-52
6,593	Feb. 14, 1998	Murray State	L, 71-82
6,518	Jan. 25, 1989	Missouri-St. Louis	W, 79-59
6,518	Feb. 20, 1993	Tennessee State	W, 94-77

## Best Attendance Average in One Season:

5,590 in 1992-94 (14 Home Dates)





# REDHAWKS BASKETBALL

*Strength and Conditioning*





**S**outheast Missouri State University Strength and Conditioning is committed to developing the total student-athlete through their experiences within a competitive training environment.

This will be accomplished by focusing on reducing the risk of injury and maximizing athletic potential through individual evaluation and program design.

## Training Principles:

### 1. Reduce the risk of injuries

- If a student-athlete is injured, he/she will not be able to compete at practice or games.

### 2. Maximize athletic ability

- We challenge each athlete, both physically and mentally, in order to achieve optimal results.

## Exercises are based on the following Principles:

### 1. Ground Based Movements

- Athletes compete with their feet on the ground, and therefore, should train that way. The ability to produce force against the ground determines how fast athletes can run and how high they can jump.

### 2. Three-Dimensional Movements

- Athletes must be able to stabilize themselves in all planes of movement. A fancy way of saying we use free weights (barbells/dumbbells vs. machines).

### 3. Multi-Joint Movements

- Very rarely in sport do athletes isolate one single joint, thus there is not much need to train one joint at a time. Athletes can train more muscle mass at the same time.







# REDHAWKS BASKETBALL

*Success Center*







The Redhawk Success Center offers Southeast Missouri student-athletes a place to study and develop as students and campus leaders.

The Redhawk Success Center is located in the Student Recreation Center, just south of Houck Stadium. The facility offers a computer lab with 18 computer work terminals, study areas and rooms for group meetings.

The area is under the guidance of Interim Associate Director of Athletics Brady Barke, with assistance from Director of Academic Services Sharon Burgard, Assistant Natalie Williams and Graduate Assistants Kelly Benacka and Israel Kirk.

The beautiful facility has enhanced the outstanding work in the classroom already enjoyed by Southeast student-athletes. During the 2010 fall semester, the Southeast athletic programs combined for a 3.09 grade point

average, its highest for a fall term. Eleven of the Redhawks 15 programs recorded a team GPA of 3.0 or better. In all, 186 student-athletes recorded at least a 3.0 GPA. Of that group, 23 finished the fall term with a perfect 4.0.

Tutors are available for all student-athletes as needed. In addition, both attendance and academic progress are monitored through regular checks with faculty.

A special course is required for all first time student-athletes at Southeast. The course, which offers three credit hours, is part of a comprehensive program developed to address study skills and life skills topics, and thus, enhance retention and academic success for student-athletes.

Entering student-athletes are evaluated for academic preparedness and assigned to appropriate categories. Student-athletes can also receive individualized academic programs which include meeting with a mentor at least



bi-weekly to discuss academic progress.

The Success Center staff also works to get athletes involved in campus and community projects. This is done to provide a support structure and greater opportunity for academic success. Through the NCAA's CHAMPS/Life Skills Program, the Success Center gives student-athletes personal and professional skills in order to facilitate successful and productive futures.







# REDHAWKS BASKETBALL

*Sports Medicine*







**P**revention. Treatment. Rehabilitation. Education. Those are the four primary phases of athletic training, and the Southeast Missouri State University Athletic Training staff strives to fulfill all of those areas when working with the student-athletes on a daily basis.

Southeast student-athletes are offered the best care possible by the Athletic Training staff. Head Athletic Trainer, Alfred Castillo, directs the Sports Medicine department which includes four full-time athletic trainers, six graduate assistants and several student assistants. The staff serves student-athletes around-the-clock at numerous facilities on campus.

The athletic trainers begin treatments and rehabilitation starting as early as 6 a.m., and are available until the last student-athlete is through. There are currently four athletic training facilities on campus. The staff treats out

of Rosengarten Athletic Complex, where the primary athletic training room is located. There are two other satellite athletic training rooms, including one at Houck Field House and one at the Show Me Center.

The Southeast Athletic Training rooms are equipped with stationary bikes, hand weights, therapeutic modalities, and the latest physical therapy equipment. Each component is strategically designed to not only give the student-athlete the best care, but also to aid in returning to competition as quickly as possible.

Southeast Athletic Training has strong working relationships with local physicians and the two hospitals located within Cape Girardeau. It is from these hospitals that the Athletic Training department is assisted by four orthopedic physicians.

The Southeast Athletic Training program prides and commits itself to providing the



best comprehensive, personalized and efficient healthcare to its student-athletes. Delivery of healthcare focuses on the prevention and management of athletic-related injuries or illnesses, while adhering to the National Athletic Trainers' Board of Certification Standards of Professional Practice. Our high quality of athletic healthcare is provided in combination with the education of athletic training students.



The Southeast Athletic Training staff is under the direction of Alfred Castillo. Castillo and his staff serve student-athletes at a variety of facilities on campus.





# REDHAWKS BASKETBALL

## *Mission Statement*



The Southeast Missouri State University Department of Athletics recognizes the University's responsibility for the advancement and transmission of knowledge and the preparation of leaders in all segments of society.

The Department of Athletics supports the educational objectives, academic progress and general welfare of student-athletes.

It offers assistance and encouragement for student-athletes to maintain appropriate academic progress and to achieve their individual educational goals.

It provides an atmosphere which supports equitable opportunity for all students and staff, including women and minorities. The Department of Athletics offers student-athletes opportunities to excel in their particular sport, while embracing the NCAA's principles of sportsmanship and ethical conduct.







**SOUTHEAST MISSOURI STATE UNIVERSITY REDHAWKS  
SEASON PREVIEW**







# SOUTHEAST MISSOURI STATE UNIVERSITY REDHAWKS BASKETBALL

## SEASON OUTLOOK

The best things come to those who wait, and patience has been a virtue for head coach Dickey Nutt as he sets to begin his third season at Southeast Missouri.

For the first time, Nutt will have a full roster at Southeast, and the one word he keeps using to describe his 2011-12 team is depth.

"We had two quality recruiting classes which have helped get us to this point," said Nutt. "Just having a full roster will make us a better basketball team."

A depleted roster due to various injuries left the Redhawks with only eight players most of the 2010-11 season. However, Southeast overcame a slow start by going 10-12 in its final 22 games. That stretch helped the Redhawks secure their first Ohio Valley Con-

ference Tournament berth since 2006-07.

"I'm most proud of our team in the way we played and competed," said Nutt. "It would have been very easy to let go of the rope early when we weren't having much success."

While the Redhawks played with their backs up against the wall last season, this year's team is in position to turn the corner.

Southeast returns three starters in guards Lucas Nutt and Marland Smith, and forward Leon Powell.

Powell led the nation in field goal percentage and earned Second-Team All-Conference honors as Southeast's top scorer and rebounder in 2010-11.

Three others, including guard Marcus Brister, center Zach House and forward Waylon Jones are also back from that cohesive eight-man rotation.

Guards Nick Niemczyk and Logan Nutt, along with guard/forward Michael Porter and forward Tyler Stone make up the rest of the returnees.

Niemczyk ranked second on the team in scoring at the time of a season-ending injury that limited him to five games.

Meanwhile, Nutt, Porter and Stone sat out the entire year due to NCAA Division I transfer rules.

Newcomers Corey Wilford (Jr., G), Nino Johnson (Fr., F) and Telvin Wilkerson (Fr., G) fill the remainder of Nutt's 13 scholarships this season.

"Depth will be the difference in our basketball team and it is something we really tried to zero in on," said Nutt. "We are looking forward to an exciting season."

Here is a positional breakdown on the 2011-12 Redhawks:

### Backcourt

Several different players can play multiple guard positions, giving Nutt plenty of flexibility to mix-and-match in the backcourt and on the perimeter this year.

Sophomore **Lucas Nutt (Jonesboro, Ark.)** and senior **Marcus Brister (Dallas, Texas)** will battle for the point guard spot after seeing time there last season.

Nutt averaged 10 points per game and led the Redhawks in assists (112) and free throw percentage (.821) through 32 games and 26 starts.

Brister, who started eight contests, became much more effective off the bench as the year progressed. One of the team's better defensive players, Brister led the team with 30 steals and added 5.2 points per game.

**Logan Nutt (Jonesboro, Ark.)** will also challenge at the point.

Nutt, who transferred to South-

east from Mississippi, sat out the 2010-11 campaign.

"Lucas, Marcus and Logan see the court well and can make things happen," said Nutt. "They all have experience playing the point."

### Perimeter

Juniors **Marland Smith (Little Rock, Ark.)** and **Nick Niemczyk (Bell City, Mo.)** highlight the Redhawks wing men this season.

Smith and Niemczyk were among the team's top-five long-range shooters in 2010-11.

Southeast's third-leading scorer, Smith averaged 12 points per game and buried a team-high 62 three-pointers in 25 starts. He enters the year ranked among Southeast's top-10 career leaders in three-pointers made (8th, 125) and three-pointers attempted (5th, 392).

"Marland can knock down shots and we feel like he will again be one of our top players," said Nutt.


Niemczyk scored double-digits off the bench in four of his first five games before his season was cut short due to a knee injury. He averaged 13.4 points per game and made 43 percent (13-of-30) of his three-point shots prior to his injury. Niemczyk was later granted a medical redshirt, keeping his eligibility at two years.

"We're excited to have Nick back," said Nutt. "He is healthy and ready to go."

Newcomers **Corey Wilford (Hopkinsville, Ky.)** and **Telvin Wilkerson (Memphis, Tenn.)** add to the perimeter depth.

Wilford, who signed with the Redhawks in April, comes to Southeast from Connors State College.

He claimed Second-Team junior college All-American and



LEON POWELL



# SOUTHEAST MISSOURI STATE UNIVERSITY REDHAWKS BASKETBALL

## SEASON OUTLOOK

National Junior College Athletic Association Region 2 Player of the Year honors after averaging 16 points per game last season. In addition, Wilford ranked 19th in the nation in three-point field goal percentage with a 45.5 percent clip (81-of-178).

"Corey can do a lot of different things," commented Nutt. "He can create his own shot and get to the basket. Above all else, he is an outstanding young man."

Wilkerson is a three-star recruit out of Melrose High School, which was among the top-rated prep teams in the nation after going 36-4 and winning Tennessee's Class AAA state title in 2009-10. Arkansas and Iowa State were other schools which recruited Wilkerson.

"Telvin has the physical makeup that we are looking for," said Nutt. "He has the ability to be multi-dimensional and brings a tremendous reputation from a high-profile high school."

### Frontcourt

The Redhawks frontcourt goes six-deep and is loaded with size, experience and athleticism.

**Leon Powell (St. Louis, Mo.)**, who stands at 6'7", 225, is the man Nutt has built the team around in his first two years as head coach.

A Preseason All-OVC selection, Powell led the nation with a 63.0 field goal percentage. He averaged a team-high 14.1 points and 7.7 rebounds per game, and was Southeast's top shot-blocker with 50 swats last season. He was also a Second-Team All-OVC and All-Newcomer pick.

Powell, who was granted a medical redshirt after missing the 2009-10 campaign with a knee injury, will suit up in a Southeast uniform for the final time this

year.

"Leon is a guy that has bought into my vision of turning this program around here at Southeast," said Nutt. "He is a top-notch player, who gives us the same effort day-in and day-out. He is first class both on and off the court."

Powell will have a lot of help this season now that transfers **Michael Porter (Sikeston, Mo.)** and **Tyler Stone (Memphis, Tenn.)** are eligible.

Porter, who can play either guard or forward, stands at 6'6", 235. He was one of Missouri's top prep standouts for four years at nearby Sikeston High School before heading to Missouri State, where he was granted a medical redshirt following the 2009-10 season. Porter has three years of eligibility with the Redhawks.

"Michael is such an unselfish player who has a great attitude and work ethic," said Nutt. "He plays with an incredible passion and has a motor that won't quit."

Stone, like Porter, will also have three years at Southeast. At 6'8", 230, Stone was last with Missouri in 2009-10. He had 22 points and nine rebounds in 12 games as part of a Tigers team that advanced to the second round of the NCAA Tournament that year.

"Tyler might very well be the most athletic big guy we have," quoted Nutt. "He has the ability to score in bunches."

Seniors **Zach House (Rock Falls, Ill.)** and **Waylon Jones (Rocky Mount, N.C.)**, and true freshman **Nino Johnson (Memphis, Tenn.)** round out the Redhawks frontline.

House, a 7-footer, made big strides over the course of last season and is coming off a productive summer.

"Zach really came on strong in the final two weeks of last year,"



**LUCAS NUTT**

said Nutt. "He continues to improve and we are glad to have him back."

Jones adds a 6'9", 220-pound frame with over a 7-foot wingspan underneath. He played in 26 games last season.

"Waylon is one of our more active and improved players," said Nutt.

Johnson is a 6'8", 220, four-star recruit out of White Station High School. He was rated as the nation's No. 17 high school power forward, according to ESPN's college basketball recruiting website. White Station is one of the perennial national powers. Auburn, Cincinnati, Charlotte, DePaul, Georgia Tech and Mississippi were some other schools which made Johnson scholarship offers.

"If we were to begin our season today, Nino might be a starter," concluded Nutt. "All indications are pointing to an outstanding freshman year for Nino."

### Quick Facts

Location .....	Cape Girardeau, Mo.
Founded .....	1873
Enrollment .....	10,859
Nickname.....	Redhawks
Colors .....	Red and Black
Affiliation.....	NCAA Division I
Conference.....	Ohio Valley
Facility .....	Show Me Center (7,000)
President .....	Dr. Kenneth W. Dobbins
Interim Director of Athletics.....	Cindy Gannon
Website.....	GoSoutheast.com
Ticket Office Phone .....	(573) 651-2113

### Coaching Staff

Head Coach.....	Dickey Nutt
Alma Mater .....	Oklahoma State, 1982
Career Record (Yrs.).....	206-232 (15)
Record at Southeast (Yrs.).....	17-45 (2)
Assistant Coaches.....	Jamie Rosser, Kyle Gerdeman, Jeremy Case

### Team Information

2010-11 Record.....	10-22
2010-11 OVC Record/Finish.....	6-12/7th
Starters Returning/Lost.....	3/2
Letterwinners Returning/Lost.....	6/3





# SOUTHEAST MISSOURI STATE UNIVERSITY REDHAWKS BASKETBALL

## ROSTER



### Numerical

No.	Name	Pos.	Ht.	Wt.	Class	Yr.	Hometown	High School/College
1	Nino Johnson	F	6-8	220	Fr.	1st	Memphis, Tenn.	White Station
2	Marcus Brister	G	6-4	215	Sr.	4th	Dallas, Texas	God's Academy Prep/Eastfield
3	Nick Niemczyk	G	6-1	185	Jr.	4th	Bell City, Mo.	Bell City/Three Rivers CC
4	Corey Wilford	G	6-2	180	Jr.	3rd	Hopkinsville, Ky.	Christian County/Connors State
5	Telvin Wilkerson	G	6-4	210	Fr.	1st	Memphis, Tenn.	Melrose
11	Michael Porter	G/F	6-6	235	So.	3rd	Sikeston, Mo.	Sikeston/Missouri State
12	Logan Nutt	G	5-11	180	Sr.	5th	Jonesboro, Ark.	Jonesboro/Mississippi
13	Lucas Nutt	G	6-1	180	So.	3rd	Jonesboro, Ark.	Jonesboro
15	Waylon Jones	F	6-9	220	Sr.	4th	Rocky Mount, N.C.	Cross Keys/Albany Tech CC
23	Marland Smith	G	6-2	175	Jr.	3rd	Little Rock, Ark.	Hall
33	Tyler Stone	F	6-8	230	So.	3rd	Memphis, Tenn.	Central/Missouri
40	Zach House	C	7-0	255	Sr.	5th	Rock Falls, Ill.	Rock Falls/Sauk Valley CC
42	Leon Powell	F	6-7	225	Sr.	5th	St. Louis, Mo.	Vashon/Indian Hills CC

### Alphabetical

No.	Name	Pos.	Ht.	Wt.	Class	Yr.	Hometown	High School/College
2	Marcus Brister	G	6-4	215	Sr.	4th	Dallas, Texas	God's Academy Prep/Eastfield
40	Zach House	C	7-0	255	Sr.	5th	Rock Falls, Ill.	Rock Falls/Sauk Valley CC
1	Nino Johnson	F	6-8	220	Fr.	1st	Memphis, Tenn.	White Station
15	Waylon Jones	F	6-9	220	Sr.	4th	Rocky Mount, N.C.	Cross Keys/Albany Tech CC
3	Nick Niemczyk	G	6-1	185	Jr.	4th	Bell City, Mo.	Bell City/Three Rivers CC
12	Logan Nutt	G	5-11	180	Sr.	5th	Jonesboro, Ark.	Jonesboro/Mississippi
13	Lucas Nutt	G	6-1	180	So.	3rd	Jonesboro, Ark.	Jonesboro
11	Michael Porter	G/F	6-6	235	So.	3rd	Sikeston, Mo.	Sikeston/Missouri State
42	Leon Powell	F	6-7	225	Sr.	5th	St. Louis, Mo.	Vashon/Indian Hills CC
23	Marland Smith	G	6-2	175	Jr.	3rd	Little Rock, Ark.	Hall
33	Tyler Stone	F	6-8	230	So.	3rd	Memphis, Tenn.	Central/Missouri
4	Corey Wilford	G	6-2	180	Jr.	3rd	Hopkinsville, Ky.	Christian County/Connors State
5	Telvin Wilkerson	G	6-4	210	Fr.	1st	Memphis, Tenn.	Melrose

### Breakdown by Class

Total Squad Members.....	13
Seniors .....	5
Juniors .....	3
Sophomores .....	3
Freshmen .....	2

### Breakdown by State

Arkansas.....	3
Illinois.....	1
Kentucky.....	1
Missouri.....	3
North Carolina .....	1
Tennessee .....	3
Texas .....	1

### Breakdown by Position

Guard.....	7
Forward .....	5
Center.....	1

### Pronunciation Guide

Nino Johnson.....	Knee-Know
Nick Niemczyk.....	Nim-Check

**Head Coach:** Dickey Nutt, Third Season (Oklahoma State, 1982)

**Assistant Coaches:** Jamie Rosser, Third Season (Arkansas State, 2001), Kyle Gerdeman, Third Season (Southeast Missouri, 1998), Jeremy Case, Third Season (Kansas, 2007)


**Operations Assistant:** Luke Scheidecker

**Athletic Trainer:** Amanda Martin




# SOUTHEAST MISSOURI STATE UNIVERSITY REDHAWKS BASKETBALL

## RADIO/TELEVISION ROSTER




**1**  
**Nino Johnson**  
F • 6-8 • 220 • Fr.  
Memphis, Tenn.




**2**  
**Marcus Brister**  
G • 6-4 • 215 • Sr.  
Dallas, Texas



**3**  
**Nick Niemczyk**  
G • 6-1 • 185 • Jr.  
Bell City, Mo.




**4**  
**Corey Wilford**  
G • 6-2 • 180 • Jr.  
Hopkinsville, Ky.



**5**  
**Telvin Wilkerson**  
G • 6-4 • 210 • Fr.  
Memphis, Tenn.



**11**  
**Michael Porter**  
G/F • 6-6 • 235 • So.  
Sikeston, Mo.




**12**  
**Logan Nutt**  
G • 5-11 • 180 • Sr.  
Jonesboro, Ark.



**13**  
**Lucas Nutt**  
G • 6-1 • 180 • So.  
Jonesboro, Ark.




**15**  
**Waylon Jones**  
F • 6-9 • 220 • Sr.  
Atlanta, Ga.



**23**  
**Marland Smith**  
G • 6-2 • 175 • Jr.  
Little Rock, Ark.



**33**  
**Tyler Stone**  
F • 6-8 • 230 • So.  
Memphis, Tenn.




**40**  
**Zach House**  
C • 7-0 • 255 • Sr.  
Rock Falls, Ill.



**42**  
**Leon Powell**  
F • 6-7 • 225 • Sr.  
St. Louis, Mo.




**Dickey Nutt**  
Head Coach  
Third Year




**Jamie Rosser**  
Assistant Coach  
Third Year



**Kyle Gerdeman**  
Assistant Coach  
Third Year



**Jeremy Case**  
Assistant Coach  
Third Year



**Luke Scheidecker**  
Basketball Operations





# SOUTHEAST MISSOURI STATE UNIVERSITY REDHAWKS BASKETBALL

## SCHEDULE

### NOVEMBER

S	M	T	W	TH	F	S
		1	2	3	4	5
6	7	8	9	10	11 at Missouri 7 p.m.	12
13	14 Harris-Stowe 7 p.m.	15	16 at Bradley 7 p.m.	17	18	19
20 at Oregon 4 p.m.	21	22	23 Hannibal-LaGrange 7 p.m.	24	25	26 Miami (Ohio) 3 p.m.
27	28	29 at Arkansas St. 7:05 p.m.	30			

### DECEMBER

S	M	T	W	TH	F	S
				1	2	3 Southeastern La. 7:30 p.m.
4	5 at Central Ark. 7:30 p.m.	6	7	8	9	10 UMKC 7 p.m.
11	12	13	14	15	16	17
18	19 SMU 7 p.m.	20	21	22 at Sacramento St. 9:05 p.m.	23	24
25	26	27	28 Morehead St.* 7:30 p.m.	29	30	31

### JANUARY

S	M	T	W	TH	F	S
1	2 Jacksonville St.* 7:30 p.m.	3	4	5 at UT Martin* 7 p.m.	6	7 at Eastern Ky.* 6 p.m.
8	9	10	11	12 SIUE* 7 p.m.	13	14 Eastern Ill.* 7:30 p.m.
15	16	17	18	19	20	21 at Tenn. Tech* 7:30 p.m.
22	23	24	25	26 Austin Peay* 7 p.m.	27	28
29	30 at Eastern Ill.* 7 p.m.	31				

### FEBRUARY

S	M	T	W	TH	F	S
			1	2 at Murray St.* 7 p.m.	3	4 Tenn. St.* 7:30 p.m.
5	6	7	8	9 UT Martin* 7 p.m.	10	11 at SIUE* 7 p.m.
12	13	14	15 Murray St.* 7 p.m.	16	17	18 at ESPN BracketBuster
19	20	21	22	23 at Jacksonville St.* 7:45 p.m.	24	25 at Austin Peay* 7:30 p.m.
26	27	28	29 OVC Tour. Nashville, Tenn.			

### MARCH

S	M	T	W	TH	F	S
				1 OVC Tour. Nashville, Tenn.	2 OVC Tour. Nashville, Tenn.	3 OVC Tour. Nashville, Tenn.
4	5	6	7	8	9	10
11	12	13	14	15	16	17
18	19	20	21	22	23	24
25	26	27	28	29	30	31

#### Home Games in Bold

All Times Central and Subject to change

\* Denotes Ohio Valley Conference Game







**SOUTHEAST MISSOURI STATE UNIVERSITY REDHAWKS  
COACHING STAFF**







# SOUTHEAST MISSOURI STATE UNIVERSITY REDHAWKS BASKETBALL

## COACHING STAFF



**DICKEY NUTT**

»Head Coach  
»Third Year  
»Oklahoma State, 1982

Dickey Nutt has put together two solid recruiting classes and now has his program in position to turn the corner entering his third year at Southeast Missouri.

For the first time at Southeast, Nutt will have a full roster. The Redhawks spent Nutt's first two seasons with depleted numbers due to various injuries.

In 2010-11, Nutt led Southeast to its first Ohio Valley Conference Tournament appearance since 2006-07. The Redhawks, who played the majority of the season with only eight players, overcame a slow start by going 10-12 in their final 22 games to finish seventh in the conference.

Leon Powell, who led the nation in field goal percentage, became the first All-OVC selection under Nutt. Powell, who was the Redhawks top scorer, rebounder and shot-blocker, earned both Second-Team and All-Newcomer honors last season.

Nutt also enjoyed success in the classroom, as five of his players graduated. Southeast's team grade point average improved significantly, as well.

A native of Little Rock, Ark., Nutt took over as the 19th head coach in Southeast men's basketball history on March 12, 2009.

In his debut at Southeast in 2009-10, Nutt began laying the foundation for a turnaround in Redhawk basketball.

Nutt's coaching philosophy is simple – "Win games, recruit

young men with outstanding character and graduate young people."

"I believe we are building this program the right way. We are recruiting good young men who take a lot of pride in being Redhawks and want to obtain a degree from this University," said Nutt.

Nutt recorded his first victory at Southeast when the Redhawks snapped a 21-game losing streak at Northern Illinois on Nov. 22, 2009. Southeast finished with seven wins that year, three more than the previous two seasons combined.

Nutt has coached in 438 games in 15 seasons at the NCAA Division I level. He recorded his 200th career victory when Southeast beat UT Martin on Jan. 3, 2011.

He has also had one NCAA Division I statistical champion, one All-OVC pick and four OVC Commissioner's Honor Roll selections as the Redhawks head coach.

Nutt comes from a thick coaching bloodline and brings a level of enthusiasm and passion for basketball that is downright contagious.

Prior to taking the Southeast helm, Nutt spent over two decades at Arkansas State University. He worked as an assistant coach from 1987-95 before serving as head coach from 1995-2008.

Nutt compiled an overall record of 189-187 and 102-101 in the Sun Belt Conference en route to becoming the second-winningest coach in ASU history and posting

the second-most career victories in the Sun Belt Conference. He guided the then-Indians to two Sun Belt Conference regular-season titles (1998, 2007) and one Sun Belt Tournament crown (1999). Nutt was named the Sun Belt's Coach of the Year in 1998 and National Basketball Coaches Association District 9 Coach of the Year in 1998 and 1999.

Utilizing his dynamic and congenial personality, strong family background and rich home-grown work ethic, Nutt accomplished what no other coach in ASU history has been able to do -- take the Indians to the NCAA Tournament.

Nutt did just that when he guided ASU to an 18-12 record and its only NCAA Tournament berth in 1999. The Indians lost to Utah in the first round of the Midwest Regional (New Orleans, La.) that year.

Nutt and his staff claimed three Sun Belt Conference titles. He also saw 10 of his players earn All-Conference honors and five garner All-Tournament accolades in the Sun Belt. In addition, he had at least one player named Sun Belt Conference Player of the Year, Defensive Player of the Year and Newcomer of the Year under his tutelage.

However, Nutt's life isn't all about college basketball. His love

for children and dedication to community service has prompted he and his wife, Cathy, to make several charitable donations over the years.

One of the more notable donations they made was in 2001 to the local Jonesboro Parker Community Center gymnasium, a place where area youth can go to play basketball instead of roaming the streets. He and Cathy offered up half the funds if the city would match their donation to help finish those basketball courts.

Nearly 500 children - boys and girls - joined basketball teams at the community center when the project was complete.

Nutt, who is also well-known for his contributions to schools and churches, is an avid speaker at numerous events, camps and clinics throughout the Southeast Missouri community and surrounding areas. His effort to sellout the Show Me Center for Southeast's final game of the 2009-10 season drew a season-high home crowd of 5,515 and stirred a great deal of excitement about the future of Redhawk basketball.

Nutt began his collegiate coaching career at Oklahoma State under Leonard Hamilton (current head coach at Florida State) with then-assistants Tim Carter (current head coach at South Carolina State) and Bill Self (current head





# SOUTHEAST MISSOURI STATE UNIVERSITY REDHAWKS BASKETBALL

## COACHING STAFF



coach at Kansas). He also played four years for the Cowboys, who, at the time, were members of the Big 8 Conference.

Nutt landed his first head coaching job at Arkansas State in 1995. He was the 14th men's basketball coach in ASU's 80-year basketball history. Before that, he spent eight seasons as the Indians top assistant coach.

Nutt bears one of the most recognizable names in college basketball and comes from one of the nation's most respected sports families.

He is the second of four sons to Houston and Emogene Nutt. Houston Sr., who passed away in the spring of 2005, was the longtime athletic director and basketball coach at the Arkansas School for the Deaf in Little Rock. Houston Sr., was often seen at athletic events supporting all four sons.

Dickey's oldest brother, Houston, is currently the head football

coach at Ole Miss. Houston also served as head football coach at Murray State (1993-96), Boise State (1997) and Arkansas (1998-2007).

Meanwhile, Danny Nutt was the Razorbacks' running backs coach from 1998-2006 and is presently Ole Miss' Assistant Athletics Director for Player Development. Dennis, who previously spent six years as a head coach at Texas State and worked as a scout for the NBA's Charlotte Bobcats, is now the head men's basketball coach at Ouachita Baptist.

The Nutt coaching foursome was featured in an article in Sports Illustrated in 1999.

Dickey is married to the former Cathy Thompson of Oklahoma City and they have two sons, Logan and Lucas, and one daughter, Lexis.

Logan and Lucas are both on the Redhawk basketball team, and Lexis is a freshman at Southeast.

### The Dickey Nutt File

#### Born

- June 13, 1959 in Little Rock, Ark.

#### Family

- Married to the former Cathy Thompson of Oklahoma City.
- Two sons: Logan and Lucas.
- One daughter: Lexis.

#### Hobbies

- Enjoys fishing, golf and spending time with family and friends.

#### Education

- Central High School, Little Rock, graduated 1977
- Oklahoma State, Bachelor of Arts in Physical Education, 1982
- Oklahoma State, Master of Science in Athletic Administration, 1984

#### Playing Experience

- Central High School, Little Rock, Ark.  
Basketball: All-State guard, 1974-77  
Football: All-State quarterback 1974-77
- Oklahoma State University, Stillwater, Okla.  
Basketball: Four-year letterman at guard, 1977-82

### Nutt's Year-by-Year Records

Year	School	Assignment	Record	Conf. Finish	Postseason
1982-83	Stillwater H.S.	Assistant	-	-	-
1983-84	Stillwater H.S.	Assistant	-	-	-
1984-85	Stillwater H.S.	Assistant	-	-	-
1985-86	Oklahoma State	Assistant	15-13	-	-
1986-87	Oklahoma State	Assistant	8-20	-	-
1987-88	Arkansas State	Assistant	21-14	-	-
1988-89	Arkansas State	Assistant	20-10	-	-
1989-90	Arkansas State	Assistant	15-13	-	-
1990-91	Arkansas State	Assistant	23-9	-	-
1991-92	Arkansas State	Assistant	17-11	-	-
1992-93	Arkansas State	Assistant	16-12	-	-
1993-94	Arkansas State	Assistant	15-12	-	-
1994-95	Arkansas State	Assistant	8-20	-	-
1995-96	Arkansas State	Head Coach	9-18, 7-11 Sun Belt	t6th	-
1996-97	Arkansas State	Head Coach	15-12, 8-10 Sun Belt	8th	-
1997-98	Arkansas State	Head Coach	20-9, 14-4 Sun Belt	t1st	-
1998-99	Arkansas State	Head Coach	18-12, 9-5 Sun Belt	2nd	NCAA First Round
1999-00	Arkansas State	Head Coach	10-17, 7-9 Sun Belt	6th	-
2000-01	Arkansas State	Head Coach	17-13, 10-6 Sun Belt	t2nd (East)	-
2001-02	Arkansas State	Head Coach	15-16, 5-9 Sun Belt	4th (East)	-
2002-03	Arkansas State	Head Coach	13-15, 6-8 Sun Belt	4th (East)	-
2003-04	Arkansas State	Head Coach	17-11, 7-7 Sun Belt	4th (East)	-
2004-05	Arkansas State	Head Coach	16-13, 7-7 Sun Belt	t3rd (East)	-
2005-06	Arkansas State	Head Coach	12-18, 7-7 Sun Belt	3rd (East)	-
2006-07	Arkansas State	Head Coach	18-15, 11-7 Sun Belt	t1st (East)	-
2007-08*	Arkansas State	Head Coach	9-17, 4-11 Sun Belt	7th (West)	-
2009-10	Southeast Missouri	Head Coach	7-23, 3-15 OVC	9th	-
2010-11	Southeast Missouri	Head Coach	10-22, 6-12 OVC	7th	-

\* - Nutt resigned on January 19, 2008 and did not finish the season.

#### Overall Record: 206-232 (15 years)

Record at Southeast Missouri: 17-45, 9-27 Ohio Valley Conference (2 years)

Record at Arkansas State: 189-187, 102-101 Sun Belt Conference (13 years)

Record as a college assistant: 158-134 (10 years)

#### Coaching Honors:

1998 Sun Belt Conference Coach of the Year; District 9 Coach of the Year

1999 District 9 Coach of the Year





# SOUTHEAST MISSOURI STATE UNIVERSITY REDHAWKS BASKETBALL

## COACHING STAFF



Jamie Rosser is in his third year as an assistant coach at Southeast Missouri.

Rosser is in charge of scouting and academic performance. He also serves as the Redhawks co-recruiting coordinator and helps coach the Southeast guards.

A native of Memphis, Tenn., Rosser played a big part in signing the highly-touted Memphis tandem of Nino Johnson and Telvin Wilkerson. Johnson was rated a four-star

recruit by ESPN's college basketball website, while Wilkerson was a three-star recruit, according to Rivals.com. Johnson (White Station) and Wilkerson (Melrose) played against each other in high school as part of their respective perennial prep programs.

Rosser played guard under Dickey Nutt at Arkansas State from 1999-2001.

He averaged 9.5 points, 2.7 rebounds and 2.9 assists per game in 58 career games with the Red Wolves. Rosser



also averaged 11.4 points per contest as a senior in 2000-01.

Rosser spent two years as head girls basketball coach at Overton High School in Memphis. He guided Overton to a District championship in 2009. The Lady Wolverines were also City and Regional runner-ups that year. Rosser, who earned Coach-of-the-Year honors in both 2008 and 2009 was set to coach Overton's boys and girls teams before accepting his first Division I coaching job at Southeast Missouri State.

Rosser was the starting point guard as a prep at Overton High School. He started his college basketball playing ca-

reer at Northwest Community College, where he was rated as the top junior college point guard in the nation. Rosser transferred to Arkansas State in 1999-2000 and later played one year of professional basketball in Lithuania.

In addition, Rosser coached the Memphis Magic AAU team for 16 and 17-year old players. He guided the Magic to a 17-7 record that season.

A 2001 graduate of Arkansas State, Rosser is currently working on a Master's in Education from Grand Canyon University.

Rosser and his wife, Crystal, have one daughter, Jada (9).





# SOUTHEAST MISSOURI STATE UNIVERSITY REDHAWKS BASKETBALL

## COACHING STAFF



**K**yle Gerdeman enters his third year as an assistant coach at Southeast Missouri.

Gerdeman hails from Wright City, Mo., and oversees post player development, scheduling and serves as the Redhawks recruiting coordinator.

A 1998 graduate of Southeast, Gerdeman began his first Division I coaching job with the Redhawks in 2009-10.

He helped develop Leon Powell, who led the nation in

field goal percentage en route to earning Second-Team All-Ohio Valley Conference and OVC All-Newcomer Team honors last season. Powell, who also led the Redhawks in points, rebounds and blocks, is back for his final year at Southeast in 2011-12.

In addition, Gerdeman has assembled two strong recruiting classes which have laid the foundation for a turnaround in Southeast basketball.

Gerdeman returned to Cape Girardeau after working three



years as head coach at Moberly Area Community College. Prior to that, he was an assistant coach at Mineral Area College (2004-06), Moberly (2001-03) and East Central College (1998-2001).

Gerdeman helped recruit and develop 23 NCAA Division I transfers, including the 2005 National Junior College Athletic Association (NJCAA) Player-of-the-Year (Eddie Smith). He also mentored five NJCAA All-Americans and won three Region XVI championships -- two as an assistant at Moberly -- at the junior college level. Gerdeman led Moberly to a fifth-place finish in the 2002 NJCAA National Tournament.

With over 13 years of coaching experience, Gerdeman has strong connections to high school, junior college and AAU coaches in the state of Missouri.

After graduating from Southeast in 1998, Gerdeman obtained his Master's degree in Education from Central Methodist University. His father, Dave, was a long-time high school basketball coach in Missouri. Dave coached at three different high schools, including Winfield, Wright City and Fort Zumwalt North, during his career.

Gerdeman and his wife, Angie, have two children, Alyssa (11) and Karson (3).







# SOUTHEAST MISSOURI STATE UNIVERSITY REDHAWKS BASKETBALL

## COACHING STAFF



**JEREMY CASE**

» Assistant Coach  
» Third Year  
» Kansas, 2007

Former University of Kansas guard Jeremy Case sets to begin his third year as an assistant coach at Southeast Missouri.

A native of McAlester, Okla., Case assists with coaching the Redhawk guards.

Four guards, including Nick Niemczyk, Marland Smith, Anthony Allison and Lucas Nutt, averaged double figures in points under Case a year ago. Niemczyk, Smith and Nutt are back again this season.

Case spent six years as a player and graduate assistant at Kansas. In his most recent coaching role, Case handled the day-to-day operations, travel and scouting for the Kansas program. He also had on-court coaching duties.

Case earned first-team Academic All-Big 12 honors two years and was named to the Athletic Director's and Big 12 Commissioner's honor rolls a total of five times during his career with the Jayhawks.

As a player at Kansas, Case saw action in 94 games from 2004-08 under head coach Bill Self. Case had a hand in four Big 12 regular-season championships, three league post-

season tournament titles and three NCAA Tournament Elite Eight appearances. He was also part of the Jayhawks National Championship team in 2008.

Case graduated from Kansas with a bachelor's degree in Communication Studies in May, 2007. He posted a 4.0 grade point average his final semester.

His father, Win Case, coached basketball at Oklahoma City University from 1993 until 2005 and is currently an assistant coach at Middle Tennessee State University. Win was a college teammate of Bill Self at Oklahoma State during the 1980s. Case's mother, Rita Newton, also played college basketball at Seminole State (Okla.) College.

Prior to enrolling at Kansas, Case averaged nearly 25 points per game as a senior at McAlester High School. He led Oklahoma's Class 5A as a junior when he poured in 25.4 points per game, while shooting 58 percent from the field and 45 percent from three-point range. Case went to the state playoffs twice as a prep and left McAlester as the school's all-time leading scorer with over 2,000 career points.



## ADDITIONAL MEN'S BASKETBALL STAFF



**AMANDA MARTIN**

» Athletic Trainer



**LUKE SCHEIDECKER**

» Operations Assistant





**SOUTHEAST MISSOURI STATE UNIVERSITY REDHAWKS  
PLAYER PROFILES**







# SOUTHEAST MISSOURI STATE UNIVERSITY REDHAWKS BASKETBALL

## PROFILES



### MARCUS BRISTER

"Guard "6-4 "215 "Senior  
"Dallas, Texas "God's Academy Prep  
"Eastfield College

2



► **2010-11:** Played in all 32 games and made eight starts...Started the first seven games of the season...Made first career start at UAB (11/13)...Led the team with 30 steals...Ranked second on the team and 10th in the Ohio Valley Conference with 95 assists...Averaged 5.2 points and 3.8 rebounds per game...Scored double figures in three-straight games to end the season, with a career-high 13 coming vs. Austin Peay (3/3) at the OVC Tournament...Shot 40 percent (58-of-145) from the field...Logged a season-high 35 minutes off the bench at Morehead State (2/12)...Grabbed a season-high 10 rebounds at Tennessee State (2/24)...Had two or more steals on seven occasions...Scored 10 or more points a total of six times...Posted at least one steal in 22 games...Dished out seven or more assists twice, with a career-high eight vs. Hannibal-LaGrange (12/11)...Scored 11 points and made a perfect 5-of-5 free throws in his return to Iowa State (12/6)...Scored double figures for the first time at Southeast when he had 10 at Arkansas (11/24)...Registered a season-high three steals at SMU (12/29)...Scored off the bench in each of his last nine games of the season...Did not turn the ball over in a span of 18 or more minutes in consecutive games vs. UT Martin (1/3) and Eastern Illinois (1/8)...Also went without a turnover in 11 minutes vs. Tennessee State (12/4)...Averaged 3.8 points and 3.5 rebounds in 18 conference games...Had five points and four assists in his only league start vs. Austin Peay (12/2).

► **Eastfield College:** Strong guard and excellent passer, who averaged a team-high 17.5 points, 7.5 assists and 2.5 steals per game in 27 contests last season...Shot 44.3 percent (166-of-375) from the field...Eastfield College finished the 2009-10 season ranked 10th in the nation among NJCAA Division III teams, posting an overall 22-10 record and finishing second in the Division III Region V Championship...Scored 19 points, grabbed seven rebounds and dished out seven assists en route to earning Most Valuable Player honors at the NJCAA All-Star Game in Las Vegas, Nev.

► **Iowa State:** Initially signed a letter of intent at Iowa State for the 2007-08 season...Averaged 2.3 points over the Cyclones first three games that year.

► **Prep:** Played his last prep season at God's Academy Prep School, where he averaged 13.1 points and 6.2 assists per game...Garnered All-Region and All-District accolades...Led his team to a 29-9 overall record and second-place finish at the NACA Nationals...Listed as one of the top-60 players out of Texas after his final season at Duncanville High School...Averaged 18 points, 6.2 assists and 3.2 rebounds for a Duncanville team which went 24-10 and ranked No. 2 in Class 5A his junior year...Played for the Dallas Mustangs AAU team...Was also recruited by Minnesota, Cincinnati, Nebraska and UTEP.

► **Personal:** Born September 20, 1987...Majoring in General Studies...Son of George and Denise Brister.

### BRISTER'S GAME-BY-GAME STATISTICS

2010-11	FG	3P	FT	O/D	REB	F	PTS	A	TO	B	S	M
at UAB*	1-3	0-1	0-4	0/0	0	4	2	0	4	0	2	14
at Florida Gulf Coast*	2-4	0-1	4-7	0/0	0	3	8	3	5	0	1	23
at UMKC*	3-6	0-0	0-0	2/3	5	1	6	3	3	0	0	21
Grambling*	3-7	0-0	0-0	2/1	3	1	6	3	1	0	0	32
at Arkansas*	2-8	0-0	6-9	4/2	6	0	10	0	5	0	2	22
Arkansas State*	2-5	0-0	3-6	3/4	7	4	7	3	4	0	2	28
Austin Peay*	2-4	0-0	1-4	2/2	4	4	5	4	3	0	0	29
Tennessee State	0-3	0-0	0-0	0/1	1	1	0	0	0	0	0	11
at Iowa State	3-8	0-0	5-5	2/3	5	2	11	4	5	0	1	29
at Southern Illinois	2-5	0-0	4-8	1/2	3	2	8	5	6	0	0	24
Hannibal-LaGrange*	1-3	0-0	1-3	1/1	2	0	3	8	1	0	2	20
at Jacksonville State	0-2	0-0	0-2	0/0	0	1	0	3	1	0	0	16
at Tennessee Tech	2-4	0-0	1-2	1/2	3	3	5	2	1	0	1	30
at SMU	1-3	0-0	5-8	0/5	5	5	7	2	1	0	3	24
UT Martin	3-5	0-0	2-6	1/5	6	1	8	3	0	0	1	26
Eastern Illinois	1-2	0-0	0-0	1/5	6	1	2	2	0	0	1	18
Morehead State	0-2	0-0	1-2	1/0	1	1	1	2	5	0	1	17
Eastern Kentucky	2-3	0-0	0-0	0/4	4	2	4	4	3	0	1	28
at UT Martin	1-1	0-0	0-0	2/1	3	0	2	4	3	0	0	11
at Murray State	1-4	0-0	0-3	1/4	5	2	2	1	3	0	1	30
Jacksonville State	1-3	0-0	0-1	0/3	3	2	2	1	5	0	1	23
Tennessee Tech	3-7	0-0	0-1	0/4	4	5	6	3	2	0	0	22
at Eastern Illinois	0-2	0-0	0-0	0/2	2	1	0	3	2	1	2	24
at SIU Edwardsville	0-1	0-0	2-7	1/7	8	3	2	2	2	0	2	30
at Eastern Kentucky	5-9	0-0	0-4	1/2	3	3	10	4	2	1	0	26
at Morehead State	3-6	0-0	0-3	0/7	7	2	6	7	3	0	1	35
Murray State	0-2	0-0	1-4	0/0	0	1	1	1	2	0	1	15
Sacramento State	1-2	0-0	2-2	1/4	5	1	4	3	3	0	1	23
at Tennessee State	2-5	0-1	1-3	1/9	10	3	5	4	6	0	0	32
at Austin Peay	3-9	0-0	4-9	1/0	1	1	10	5	4	0	1	29
vs. Eastern Kentucky	3-5	0-0	5-10	0/5	5	3	11	3	1	0	1	28
vs. Austin Peay	5-12	0-0	3-5	0/3	3	1	13	3	2	0	1	28
<b>Totals</b>	<b>58-145</b>	<b>0-3</b>	<b>51-118</b>	<b>29/91</b>	<b>120</b>	<b>64</b>	<b>167</b>	<b>95</b>	<b>88</b>	<b>2</b>	<b>30</b>	<b>167</b>

\* - Indicates Game Started





# 2 MARCUS BRISTER



## CAREER HIGHS

Points.....	13	vs. Austin Peay (3/3/11)
Total Rebounds.....	10	at Tennessee State (2/24/11)
Offensive.....	4	at Arkansas (11/24/10)
Defensive.....	9	at Tennessee State (2/24/11)
FG Made.....	5	2x, last vs. Austin Peay (3/3/11)
FG Attempted.....	12	vs. Austin Peay (3/3/11)
3-Point FG Made.....	-	-
3-Point FG Attempted.....	1	3x, last at Tennessee State (2/24/11)
FT Made.....	6	at Arkansas (11/24/10)
FT Attempted.....	10	vs. Eastern Kentucky (3/2/11)
Assists.....	8	vs. Hannibal-LaGrange (12/11/10)
Blocks.....	1	2x, last at Eastern Kentucky (2/10/11)
Steals.....	3	at SIMU (12/29/10)
Minutes.....	35	at Morehead State (2/12/11)

## Career Statistics at Southeast Missouri

### Overall

Season	G-GS	Min	Avg	FG-FGA	Pct	3FG-3FGA	Pct	FT-FTA	Pct	Off	Def	Tot	Avg	PF	FO	A	TO	Blk	Stl	Pts	Avg
2010-11	32-8	768	24.0	58-145	.400	0-3	.000	51-118	.432	29	91	120	3.8	64	2	95	88	2	30	167	5.2

### Conference Only

Season	G-GS	Min	Avg	FG-FGA	Pct	3FG-3FGA	Pct	FT-FTA	Pct	Off	Def	Tot	Avg	PF	FO	A	TO	Blk	Stl	Pts	Avg
2010-11	18-1	422	23.4	29-73	.397	0-1	.000	11-44	.250	12	51	63	3.5	34	1	53	45	2	12	69	3.8





# SOUTHEAST MISSOURI STATE UNIVERSITY REDHAWKS BASKETBALL

## PROFILES



### ZACH HOUSE

»Center »7-0 »255 »Senior  
»Rock Falls, Ill. »Rock Falls  
»Sauk Valley CC

40



»**2010-11:** Named to NABC Honors Court with a 4.0 GPA...Started nine of the first 10 games of the season...Saw action in all 32 contests...Averaged 1.8 points and 2.6 rebounds...Played 12.3 minutes per game...Made 63 percent (17-of-27) of his free throws...One of the top shot-blockers who ranked second on the team and 10th in the Ohio Valley Conference with 25 swats...Added seven steals and six assists...Posted season-highs in points (9) and blocks (4) in 13 minutes vs. Hannibal-LaGrange (12/11)...Achieved a season-high nine rebounds and four field goals made vs. Grambling State (11/22)...Played a season-high 30 minutes vs. Arkansas State (11/27)...Had three blocks in 18 minutes during his first career start at UAB (11/13)...Finished with three or more blocks in five games.

»**Sauk Valley CC:** Led the team with 8.9 rebounds and 2.6 blocks per game in 2009-10...Ranked second on the team in scoring with 15.3 points per game in 30 contests...Shot 47.3 percent (183-of-387) from the field...Also had 33 assists and 15 steals.

»**Evansville:** Began his college career at the University of Evansville, where he redshirted in 2007-08 and saw limited action in 2008-09...Had three points, seven rebounds and four blocks in 10 games for the Purple Aces.

»**Prep:** Averaged 16 points, 10 rebounds and four blocks per game in his career at Rock Falls High School...Two-year starter and three-year letterman.

»**Personal:** Born November 13, 1988...Majoring in Finance and Economics...Son of William and Linda House.

### HOUSE'S GAME-BY-GAME STATISTICS

2010-11	FG	3P	FT	O/D	REB	E	PTS	A	TO	B	S	M
at UAB*	0-5	0-0	0-0	0/3	3	2	0	0	0	3	1	18
at Florida Gulf Coast*	2-3	0-0	0-1	1/2	3	2	4	1	2	0	0	21
at UMKC*	0-1	0-0	2-2	1/3	4	3	2	1	0	2	0	20
Grambling*	4-7	0-0	1-3	4/5	9	1	9	0	1	3	0	23
at Arkansas*	2-4	0-0	0-0	3/3	6	4	4	1	1	0	1	18
Arkansas State*	2-6	0-0	0-0	4/2	6	3	4	1	5	3	0	30
Austin Peay	0-0	0-0	1-2	1/2	3	3	1	0	1	0	0	14
Tennessee State*	0-0	0-0	0-0	1/3	4	1	0	0	0	0	0	19
at Iowa State*	0-3	0-0	2-2	3/2	5	3	2	0	0	0	0	9
at Southern Illinois*	0-2	0-0	2-4	2/2	4	4	2	0	0	0	0	12
Hannibal-LaGrange	3-5	0-0	3-3	1/2	3	4	9	0	2	4	1	13
at Jacksonville State	2-4	0-0	0-0	0/4	4	2	4	0	0	0	0	21
at Tennessee Tech	1-3	0-0	0-0	1/1	2	3	2	0	0	0	0	12
at SMU	1-4	0-0	1-4	3/4	7	2	3	0	1	0	0	22
UT Martin	0-0	0-0	0-0	0/0	0	1	0	0	2	0	0	1
Eastern Illinois	0-2	0-0	0-0	0/0	0	1	0	0	0	0	0	2
Morehead State	0-1	0-0	0-0	1/0	1	0	0	1	1	1	0	4
Eastern Kentucky	0-0	0-0	0-0	0/1	1	0	0	0	0	0	0	2
at UT Martin	0-2	0-0	0-0	0/2	2	2	0	0	0	0	0	8
at Murray State	0-2	0-0	0-0	0/3	3	5	0	0	0	3	1	11
Jacksonville State	0-0	0-0	0-0	0/0	0	4	0	0	1	0	2	9
Tennessee Tech	0-0	0-0	0-0	0/0	0	0	0	1	1	0	0	6
at Eastern Illinois	0-2	0-0	0-0	0/0	0	0	0	0	0	0	0	6
at SIU Edwardsville	1-2	0-0	2-2	1/2	3	3	4	0	0	0	0	14
at Eastern Kentucky	0-1	0-0	0-0	0/0	0	1	0	0	0	0	0	7
at Morehead State	0-0	0-0	0-0	0/0	0	3	0	0	0	0	0	2
Murray State	0-1	0-0	0-0	0/0	0	0	0	0	0	0	0	5
Sacramento State	0-1	0-0	0-0	0/3	3	0	0	0	1	0	0	6
at Tennessee State	0-0	0-0	0-0	0/1	1	0	0	0	1	2	0	7
at Austin Peay	0-1	0-0	1-2	0/0	0	2	1	0	0	2	1	7
vs. Eastern Kentucky	0-0	0-0	0-0	0/0	0	2	0	0	0	0	0	3
vs. Austin Peay	2-4	0-0	2-2	1/5	6	3	6	0	0	2	0	21
<b>Totals</b>	<b>20-66</b>	<b>0-0</b>	<b>17-27</b>	<b>28/55</b>	<b>83</b>	<b>64</b>	<b>57</b>	<b>6</b>	<b>20</b>	<b>25</b>	<b>7</b>	<b>373</b>

\* - Indicates Game Started



40

ZACH HOUSE



## CAREER HIGHS

Points.....	9	2x, last vs. Hannibal-LaGrange (12/11/10)
Total Rebounds.....	9	vs. Grambling State (11/22/10)
Offensive.....	4	2x, last vs. Arkansas State (11/17/10)
Defensive.....	5	2x, last vs. Austin Peay (3/3/11)
FG Made.....	4	vs. Grambling State (11/22/10)
FG Attempted.....	7	vs. Grambling State (11/22/10)
3-Point FG Made.....	-	-
3-Point FG Attempted.....	-	-
FT Made.....	3	vs. Hannibal-LaGrange (12/11/10)
FT Attempted.....	4	2x, last at SMU (12/29/10)
Assists.....	1	6x, last vs. Tennessee Tech (1/29/11)
Blocks.....	4	vs. Hannibal-LaGrange (12/11/10)
Steals.....	2	vs. Jacksonville State (1/27/11)
Minutes.....	30	vs. Arkansas State (11/27/10)

## Career Statistics at Southeast Missouri

Overall

Season	G-GS	Min	Avg	FG-FGA	Pct	3FG-3FGA	Pct	FT-FTA	Pct	Off	Def	Tot	Avg	PF	FO	A	TO	Blk	Stl	Pts	Avg
2010-11	32-9	373	11.7	20-66	.303	0-0	.000	17-27	.630	28	55	83	2.6	64	1	6	20	25	7	57	1.8

Conference Only

Season	G-GS	Min	Avg	FG-FGA	Pct	3FG-3FGA	Pct	FT-FTA	Pct	Off	Def	Tot	Avg	PF	FO	A	TO	Blk	Stl	Pts	Avg
2010-11	18-1	143	7.9	3-19	.158	0-0	.000	2-4	.500	4	17	21	1.2	28	1	2	7	8	4	8	0.4





# SOUTHEAST MISSOURI STATE UNIVERSITY REDHAWKS BASKETBALL

## PROFILES



**WAYLON JONES**

»Forward »6-9 »220 »Senior  
»Rocky Mount, N.C. »Cross Keys  
»Albany Tech CC

**15**



»**2010-11:** Ranked third on the team with 15 blocks...Saw action in 26 games and made one start...Made his first career start vs. Austin Peay (12/2)...Averaged 1.4 points and nearly two rebounds (1.9) per game off the bench...Played an average of 10.7 minutes per contest...Hit 62.5 percent (10-of-16) of his free throws...Threw down two dunks...Scored a season-high four points on four occasions...Chipped in a season-high 27 minutes vs. Grambling State (11/22)...Grabbed a season-high five rebounds four times, with the last being at Austin Peay (2/26)...Did not play in seven games...Added a season-high three blocks vs. both Grambling State (11/22) and Sacramento State (2/19)...Scored in each of the first five games of his Southeast career...Led the Redhawks with two steals against Austin Peay (2/26)...Came off the bench in 13 conference games.

»**Albany Tech CC:** Missed the entire 2009-10 season with a stress fracture...Averaged eight points, 6.5 rebounds and two blocks per game in 15 starts as a freshman...Served as both a sixth man and part-time starter for the Titans that year...Has over a 7-foot wingspan.

»**Prep:** All-State Honorable Mention and Most Valuable Player at Cross Keys High School...Led the county in rebounds during the 2006-07 season...Was named the Atlanta Tip-Off Player of the Year...Scored 30 points and grabbed 21 rebounds against Landmark Christian his senior year...That game started a streak of three-straight double-doubles.

»**Personal:** Born June 10, 1989...Majoring in General Studies...Son of Terry and Lowana Jones...Is the first member of his immediate family to attend college...Enjoys rapping in his spare time...Wants to pursue a career in law enforcement...Said Redhawk assistant coach Jamie Rosser had a big influence in his decision to come to Southeast...Favorite professional athlete is Kevin Garnett.

## JONES' GAME-BY-GAME STATISTICS

2010-11	FG	3P	FT	O/D	REB	F	PTS	A	TO	B	S	M
at UAB	2-4	0-0	0-0	0/5	5	4	4	1	1	1	0	20
at Florida Gulf Coast	0-1	0-0	2-4	1/0	1	5	2	1	3	1	0	12
at UMKC	0-0	0-0	1-2	0/2	2	4	1	0	2	0	1	13
Grambling	0-0	0-0	1-2	0/4	4	5	1	2	3	3	0	27
at Arkansas	1-2	0-0	2-2	1/4	5	1	4	1	4	2	0	19
Arkansas State	0-0	0-0	0-0	0/1	1	3	0	0	0	1	0	10
Austin Peay*	0-0	0-0	0-0	0/1	1	3	0	0	4	1	0	14
Tennessee State	1-1	0-0	0-0	1/0	1	3	2	1	1	0	0	9
at Iowa State	0-2	0-0	0-0	1/0	1	1	0	1	1	0	0	14
at Southern Illinois	0-2	0-0	2-2	0/2	2	5	2	1	0	2	0	14
Hannibal-LaGrange	1-1	0-0	2-3	0/2	2	1	4	0	1	3	0	8
at Jacksonville State	DNP	-	-	-	-	-	-	-	-	-	-	-
at Tennessee Tech	DNP	-	-	-	-	-	-	-	-	-	-	-
at SMU	DNP	-	-	-	-	-	-	-	-	-	-	-
UT Martin	DNP	-	-	-	-	-	-	-	-	-	-	-
Eastern Illinois	0-0	0-0	0-0	0/0	0	2	0	0	0	0	0	3
Morehead State	DNP	-	-	-	-	-	-	-	-	-	-	-
Eastern Kentucky	DNP	-	-	-	-	-	-	-	-	-	-	-
at UT Martin	1-3	0-0	0-0	2/3	5	4	2	1	1	0	0	10
at Murray State	1-1	0-0	0-0	1/0	1	3	2	0	1	0	0	15
Jacksonville State	2-3	0-0	0-0	1/2	3	4	4	0	0	0	0	10
Tennessee Tech	0-0	0-0	0-0	0/0	0	2	0	0	0	0	0	6
at Eastern Illinois	DNP	-	-	-	-	-	-	-	-	-	-	-
at SIU Edwardsville	0-0	0-0	0-0	0/1	1	0	0	0	1	0	0	2
at Eastern Kentucky	0-0	0-0	0-0	0/0	0	0	0	0	0	0	0	3
at Morehead State	1-1	0-0	0-0	2/1	3	2	2	0	0	0	0	18
Murray State	0-0	0-0	0-0	0/1	1	0	0	0	0	0	0	4
Sacramento State	1-2	0-0	0-0	2/2	4	1	2	3	0	0	1	17
at Tennessee State	1-1	0-0	0-0	0/0	0	3	2	0	0	0	0	10
at Austin Peay	1-1	0-0	0-1	1/4	5	3	2	1	0	1	2	15
vs. Eastern Kentucky	0-0	0-0	0-0	0/0	0	2	0	0	0	0	0	2
vs. Austin Peay	0-0	0-0	0-0	0/1	1	1	0	0	1	0	1	4
<b>Totals</b>	<b>13-25</b>	<b>0-0</b>	<b>10-16</b>	<b>13/36</b>	<b>49</b>	<b>62</b>	<b>36</b>	<b>13</b>	<b>24</b>	<b>15</b>	<b>5</b>	<b>279</b>

\* - Indicates Game Started



# IS WAYLON JONES



## CAREER HIGHS

Points.....	4	4x, last vs. Jacksonville State (1/27/11)
Total Rebounds.....	5	4x, last at Austin Peay (2/26/11)
Offensive.....	2	3x, last vs. Sacramento State (2/19/11)
Defensive.....	5	at UAB (11/13/10)
FG Made.....	2	2x, last vs. Jacksonville State (1/27/11)
FG Attempted.....	4	at UAB (11/13/10)
3-Point FG Made.....	-	-
3-Point FG Attempted.....	-	-
FT Made.....	2	4x, last vs. Hannibal-LaGrange (12/11/10)
FT Attempted.....	4	at Florida Gulf Coast (11/16/10)
Assists.....	3	vs. Sacramento State (2/19/11)
Blocks.....	3	2x, last vs. Hannibal-LaGrange (12/11/10)
Steals.....	2	at Austin Peay (2/26/11)
Minutes.....	27	vs. Grambling State (11/22/10)

## Career Statistics at Southeast Missouri

### Overall

Season	G-GS	Min	Avg	FG-FGA	Pct	3FG-3FGA	Pct	FT-FTA	Pct	Off	Def	Tot	Avg	PF	FO	A	TO	Blk	Stl	Pts	Avg
2010-11	30-25	815	27.2	112-298	.376	63-185	.341	38-51	.745	20	74	94	3.1	55	0	44	51	3	28	325	10.8

### Conference Only

Season	G-GS	Min	Avg	FG-FGA	Pct	3FG-3FGA	Pct	FT-FTA	Pct	Off	Def	Tot	Avg	PF	FO	A	TO	Blk	Stl	Pts	Avg
2010-11	26-1	279	10.7	13-25	.520	0-0	.000	10-16	.625	13	36	49	1.9	62	3	13	24	15	5	36	1.4





# SOUTHEAST MISSOURI STATE UNIVERSITY REDHAWKS BASKETBALL

## PROFILES



**NICK NIEMCZYK**

"Guard "6-1 "185 "Junior  
"Bell City, Mo. "Bell City  
"Three Rivers CC

**3**



Returns after missing all but five games with a knee injury last season...Was Southeast's second-leading scorer with 13.4 points per game.

» **2010-11:** Named to the NABC Honors Court with a 3.5 GPA...Played in five games before his season was cut short due to a knee injury...Was later granted a medical redshirt...Averaged 13.4 points per game off the bench and ranked second on the team in scoring during that span...Scored double figures off the bench four times...Led Southeast with 19 points in his first career NCAA Division I game at UAB (11/13)...Three days later, he pitched in 13 points at Florida Gulf Coast (11/16)...Made 13 three-pointers and shot a team-high 43.3 percent (13-of-30) from behind the arc...Knocked down 8-of-10 free throws (80 pct.) and averaged 31.4 minutes per contest.

» **Three Rivers CC:** Was among the top players for a Three Rivers Community College team which finished second at the National Junior College Tournament in 2009-10...Suffered a torn ACL in the national semifinals and missed the title game...Averaged 13 points in three games and registered a 25-point performance vs. Monroe College in postseason play prior to his injury...Received the Charles Seshier Sportsmanship Award and earned All-Region 16 honors...Garnered All-Conference laurels...Averaged 12.3 points per game and ranked second on the team in free throw percentage (.781)...Shot 42.6 percent from three-point range, with a team-high 49 three-point field goals made...Also averaged 2.2 assists and 1.7 steals...Ranked among the region's leaders in scoring, free throw shooting, three-point shooting, assists and steals...Contributed four points per game off the bench as a freshman...Played for legendary head coach Gene Bess.

» **Prep:** Averaged close to 30 points a game and garnered All-State honors as a senior at Bell City High School...Two-time All-State and All-Region pick...Earned All-Conference and All-District honors three years...Was the Stoddard County Player of the Year and landed a spot on the *Southeast Missourian* Dream Team.

» **Personal:** Born May 30, 1990...Majoring in General Studies...Son of Pat and Rhonda Niemczyk...His father, Pat, played basketball at Southeast in 1979-80 after also competing for Three Rivers Community College.

## NIEMCZYK'S GAME-BY-GAME STATISTICS

2010-11	FG	3P	FT	O/D	REB	E	PTS	A	TO	B	S	M
at UAB	6-10	3-5	4-4	0/6	6	2	19	4	3	0	0	34
at Florida Gulf Coast	4-15	3-7	2-2	0/2	2	4	13	1	1	0	1	30
at UMKC	3-7	2-4	0-0	0/3	3	0	8	1	0	0	1	29
Grambling	6-14	3-7	0-0	2/3	5	4	15	0	5	0	0	37
at Arkansas	DNP	-	-	-	-	-	-	-	-	-	-	-
Arkansas State	4-11	2-7	2-4	1/1	2	4	12	1	0	0	1	27
Austin Peay	DNP	-	-	-	-	-	-	-	-	-	-	-
Tennessee State	DNP	-	-	-	-	-	-	-	-	-	-	-
at Iowa State	DNP	-	-	-	-	-	-	-	-	-	-	-
at Southern Illinois	DNP	-	-	-	-	-	-	-	-	-	-	-
Hannibal-LaGrange	DNP	-	-	-	-	-	-	-	-	-	-	-
at Jacksonville State	DNP	-	-	-	-	-	-	-	-	-	-	-
at Tennessee Tech	DNP	-	-	-	-	-	-	-	-	-	-	-
at SMU	DNP	-	-	-	-	-	-	-	-	-	-	-
UT Martin	DNP	-	-	-	-	-	-	-	-	-	-	-
Eastern Illinois	DNP	-	-	-	-	-	-	-	-	-	-	-
Morehead State	DNP	-	-	-	-	-	-	-	-	-	-	-
Eastern Kentucky	DNP	-	-	-	-	-	-	-	-	-	-	-
at UT Martin	DNP	-	-	-	-	-	-	-	-	-	-	-
at Murray State	DNP	-	-	-	-	-	-	-	-	-	-	-
Jacksonville State	DNP	-	-	-	-	-	-	-	-	-	-	-
Tennessee Tech	DNP	-	-	-	-	-	-	-	-	-	-	-
at Eastern Illinois	DNP	-	-	-	-	-	-	-	-	-	-	-
at SIU Edwardsville	DNP	-	-	-	-	-	-	-	-	-	-	-
at Eastern Kentucky	DNP	-	-	-	-	-	-	-	-	-	-	-
at Morehead State	DNP	-	-	-	-	-	-	-	-	-	-	-
Murray State	DNP	-	-	-	-	-	-	-	-	-	-	-
Sacramento State	DNP	-	-	-	-	-	-	-	-	-	-	-
at Tennessee State	DNP	-	-	-	-	-	-	-	-	-	-	-
at Austin Peay	DNP	-	-	-	-	-	-	-	-	-	-	-
vs. Eastern Kentucky	DNP	-	-	-	-	-	-	-	-	-	-	-
vs. Austin Peay	DNP	-	-	-	-	-	-	-	-	-	-	-
<b>Totals</b>	<b>23-57</b>	<b>13-30</b>	<b>8-10</b>	<b>3/15</b>	<b>18</b>	<b>14</b>	<b>67</b>	<b>7</b>	<b>9</b>	<b>0</b>	<b>3</b>	<b>157</b>

\* - Indicates Game Started



3

NICK NIEMCZYK



## CAREER HIGHS

Points.....	19	at UAB (11/13/10)
Total Rebounds.....	6	at UAB (11/13/10)
Offensive.....	2	vs. Grambling State (11/22/10)
Defensive.....	6	at UAB (11/13/10)
FG Made.....	6	2x, last vs. Grambling State (11/22/10)
FG Attempted.....	15	at Florida Gulf Coast (11/16/10)
3-Point FG Made.....	3	3x, last vs. Grambling State (11/22/10)
3-Point FG Attempted.....	7	3x, last vs. Arkansas State (11/27/10)
FT Made.....	4	at UAB (11/13/10)
FT Attempted.....	4	2x, last vs. Arkansas State (11/27/10)
Assists.....	4	at UAB (11/13/10)
Blocks.....	-	-
Steals.....	1	3x, last vs. Arkansas State (11/27/10)
Minutes.....	37	vs. Grambling State (11/22/10)

## Career Statistics at Southeast Missouri

Season	G-GS	Min	Avg	FG-FGA	Pct	3FG-3FGA	Pct	FT-FTA	Pct	Off	Def	Tot	Avg	PF	FO	A	TO	Blk	Stl	Pts	Avg
2010-11	5-0	157	31.4	23-57	.404	13-30	.433	8-10	.800	3	15	18	3.6	14	0	7	9	0	3	67	13.4





# SOUTHEAST MISSOURI STATE UNIVERSITY REDHAWKS BASKETBALL

## PROFILES



### LUCAS NUTT

»Guard »6-1 »180 »Sophomore  
»Jonesboro, Ark. »Jonesboro

13



»2010-11: One of five players to average double figures, ranking fifth on the team in scoring with 10 points per game...Ranked fourth in scoring among all freshmen in the Ohio Valley Conference...Started 26 of 32 games...Started each of the last 21 games of the season...Led the team with 112 assists and ranked third with 21 steals...Ranked second on the team with 47 three-point field goals made...Southeast's top free throw shooter, making 96-of-117 attempts for a 82.1 percent clip...Ranked fifth on the team in minutes played, averaging 29.8...Held a streak of 22-consecutive free throws before missing on his third attempt of the Morehead State (2/12) game...Two-time OVC Freshman of the Week (12/20, 1/10)...Scored double figures in 15 of his last 18 starts...Posted his second career double-double with 16 points and 10 assists at Jacksonville State (12/19)...Also made a perfect 9-of-9 free throws against the Gamecocks...Scored a career-high 22 points and dished out six assists vs. UT Martin (1/3)...Five days later, he scored 15 points and added nine assists vs. Eastern Illinois (1/8)...Ranked among the top OVC individuals in scoring (30th), assists (5th), three-point field goal percentage (4th, 40.5 pct.) and assist/turnover ratio (7th, 1.4)...Pitched in eight points and grabbed five rebounds in first career start at Arkansas (11/24)...Did not turn the ball over in 23 minutes at UMKC (11/20)...Drained a three-pointer with 18:41 left in the first half to give Southeast its only lead at Iowa State (12/6)...Averaged 11.8 points per game against conference foes...Had five or more assists in a team-high 10 contests.

»2009-10: Played in nine games before suffering a season-ending injury (broken foot)...Was later granted a medical redshirt...Averaged 4.9 points per game, dished out 33 assists and had 10 steals...Led the OVC and ranked 35th in the nation in assist/turnover ratio (33/12, 2.8 ratio) at the time of his injury...Recorded a double-double 10 points and 12 assists in a season-high 27 minutes off the bench against Williams Baptist (12/12)...Registered season-highs in field goals made (4), three-pointers made (2), assists (12) and steals (4) against Williams Baptist (12/12)...Made a three-pointer with six seconds left to send Southeast's game against Austin Peay (12/3) to overtime...Pitched in a season-high 11 points off the bench against the Governors...Also made 6-of-7 free throws and gave the Redhawks a two-point lead in that game...Scored two points in nine minutes off the bench in his Southeast debut at Northern Illinois (11/22).

»Prep: Led Jonesboro High School with a 17.7 points per game average...His team finished 16-12 overall and made it to the first round of the Class 6A State Tournament...Garnered All-State and All-Conference honors and was named his team's Most Valuable Player...Also played football.

»Personal: Born August 16, 1990...Majoring in General Studies...Son of Dickey and Cathy Nutt...His older brother, Logan, and sister, Lexis, also go to Southeast...His uncle, Houston Nutt, is the head football coach at Ole Miss...Favorite food is chicken strips...Favorite type of music is rap...Favorite professional athlete is Chris Paul...Chose to attend Southeast because he wanted to play for his father...Aspires to be a lawyer.

### NUTT'S GAME-BY-GAME STATISTICS

2010-11	FG	3P	FT	O/D	REB	F	PTS	A	TO	B	S	M
at UAB	3-4	3-3	0-1	0/1	1	2	9	2	1	0	0	27
at Florida Gulf Coast	1-4	1-4	0-0	0/2	2	2	3	4	3	0	0	22
at UMKC	3-6	0-1	3-4	0/3	3	4	9	3	0	0	2	23
Grambling	3-5	0-1	1-1	0/0	0	4	7	3	1	0	1	22
at Arkansas*	2-7	2-4	2-2	2/3	5	2	8	1	3	0	0	30
Arkansas State*	1-4	1-4	3-4	0/1	1	3	6	1	2	0	1	18
Austin Peay	0-1	0-0	0-1	0/1	1	0	0	3	1	0	0	15
Tennessee State*	5-5	1-1	6-7	1/4	5	1	17	5	5	0	1	32
at Iowa State*	1-6	1-6	4-6	0/0	0	3	7	1	5	0	0	21
at Southern Illinois*	1-3	0-0	2-2	0/4	4	0	4	1	3	0	0	22
Hannibal-LaGrange	2-3	1-1	0-0	1/2	3	2	5	5	1	0	0	20
at Jacksonville State*	3-9	1-3	9-9	2/2	4	1	16	10	4	0	1	39
at Tennessee Tech*	1-6	1-3	2-4	0/3	3	2	5	5	2	0	0	29
at SMU*	1-3	0-2	2-2	1/2	3	4	4	3	1	0	0	22
UT Martin*	6-14	2-6	8-10	1/3	4	2	22	6	2	0	1	35
Eastern Illinois*	4-8	2-4	5-6	0/1	1	3	15	9	3	0	1	38
Morehead State*	4-7	4-6	2-2	0/0	0	4	14	2	5	0	2	35
Eastern Kentucky*	3-8	3-7	1-3	1/1	2	3	10	1	4	0	1	29
at UT Martin*	4-8	2-5	2-2	1/1	2	3	12	6	3	0	0	35
at Murray State*	0-6	0-5	0-0	0/1	1	3	0	3	5	0	1	28
Jacksonville State*	4-11	1-6	4-6	1/2	3	0	13	2	3	0	2	32
Tennessee Tech*	5-7	2-2	9-10	0/1	1	3	21	2	3	0	0	32
at Eastern Illinois*	4-7	3-5	4-4	0/2	2	0	15	2	0	0	1	35
at SIU Edwardsville*	3-8	1-2	7-7	2/2	4	1	14	6	2	0	0	34
at Eastern Kentucky*	2-7	2-4	0-0	2/2	4	2	6	2	0	0	1	30
at Morehead State*	3-13	2-7	2-3	0/0	0	0	10	2	4	0	1	37
Murray State*	3-8	1-2	5-5	0/1	1	2	12	1	4	0	0	36
Sacramento State*	5-8	3-6	4-4	0/3	3	0	17	5	2	0	2	38
at Tennessee State*	5-7	2-4	3-4	0/0	0	1	15	5	3	0	1	40
at Austin Peay*	3-8	3-7	1-2	0/4	4	3	10	1	4	0	0	30
vs. Eastern Kentucky*	2-2	2-2	4-4	0/4	4	1	10	6	0	0	1	38
vs. Austin Peay*	1-6	0-3	1-2	0/2	2	2	3	4	1	0	0	30
<b>Totals</b>	<b>88-209</b>	<b>47-116</b>	<b>96-117</b>	<b>15/58</b>	<b>73</b>	<b>63</b>	<b>319</b>	<b>112</b>	<b>80</b>	<b>0</b>	<b>21</b>	<b>954</b>

2009-10	FG	3P	FT	O/D	REB	F	PTS	A	TO	B	S	M
at Saint Louis	DNP	-	-	-	-	-	-	-	-	-	-	-
Arkansas State	DNP	-	-	-	-	-	-	-	-	-	-	-
at Northern Illinois	1-1	0-0	0-0	0/1	1	2	2	0	1	0	0	9
Eastern Michigan	3-5	1-3	0-0	0/0	0	1	7	4	3	0	1	16
vs. St. Bonaventure	1-6	1-2	2-2	1/0	1	1	5	4	2	0	2	22
at Illinois State	1-4	0-1	0-0	0/1	1	0	2	2	2	0	1	18
vs. Norfolk State	0-0	0-0	0-0	0/0	0	0	0	1	0	0	0	4
at Austin Peay	2-5	1-3	6-7	0/3	3	4	11	4	1	0	1	19
at Tennessee State	1-2	1-1	0-0	0/0	0	2	3	2	1	0	1	13
Southern Illinois	1-3	1-1	1-2	0/1	1	1	4	4	1	0	0	16
Williams Baptist	4-8	2-3	0-0	1/2	3	1	10	12	1	0	4	27
at Memphis	DNP	-	-	-	-	-	-	-	-	-	-	-
Tennessee Tech	DNP	-	-	-	-	-	-	-	-	-	-	-
Jacksonville State	DNP	-	-	-	-	-	-	-	-	-	-	-
at Eastern Illinois	DNP	-	-	-	-	-	-	-	-	-	-	-
at Morehead State	DNP	-	-	-	-	-	-	-	-	-	-	-
at Eastern Kentucky	DNP	-	-	-	-	-	-	-	-	-	-	-
UT Martin	DNP	-	-	-	-	-	-	-	-	-	-	-
Murray State	DNP	-	-	-	-	-	-	-	-	-	-	-
at Jacksonville State	DNP	-	-	-	-	-	-	-	-	-	-	-
at Tennessee Tech	DNP	-	-	-	-	-	-	-	-	-	-	-
SIU Edwardsville	DNP	-	-	-	-	-	-	-	-	-	-	-
Eastern Illinois	DNP	-	-	-	-	-	-	-	-	-	-	-
at UT Martin	DNP	-	-	-	-	-	-	-	-	-	-	-
Eastern Kentucky	DNP	-	-	-	-	-	-	-	-	-	-	-
Morehead State	DNP	-	-	-	-	-	-	-	-	-	-	-
at Murray State	DNP	-	-	-	-	-	-	-	-	-	-	-
at Miami (Ohio)	DNP	-	-	-	-	-	-	-	-	-	-	-
Tennessee State	DNP	-	-	-	-	-	-	-	-	-	-	-
Austin Peay	DNP	-	-	-	-	-	-	-	-	-	-	-
<b>Totals</b>	<b>14-34</b>	<b>7-14</b>	<b>9-11</b>	<b>2/8</b>	<b>10</b>	<b>12</b>	<b>44</b>	<b>33</b>	<b>12</b>	<b>0</b>	<b>10</b>	<b>144</b>

\* - Indicates Game Started





# 13 LUCAS NUTT

## CAREER HIGHS

Points.....	22	vs. UT Martin (1/3/11)
Rebounds.....	5	2x, last vs. Tennessee State (12/4/10)
Offensive.....	2	4x, last at Eastern Kentucky (2/10/11)
Defensive.....	4	4x, last vs. Eastern Kentucky (3/2/11)
FG Made.....	6	vs. UT Martin (1/3/11)
FG Attempted.....	14	vs. UT Martin (1/3/11)
3-Point FG Made.....	4	vs. Morehead State (1/13/11)
3-Point FG Attempted.....	7	3x, last at Austin Peay (2/26/11)
FT Made.....	9	2x, last vs. Tennessee Tech (1/29/11)
FT Attempted.....	10	2x, last vs. Tennessee Tech (1/29/11)
Assists.....	12	vs. Williams Baptist (12/12/09)
Blocks.....	-	-
Steals.....	4	vs. Williams Baptist (12/12/09)
Minutes.....	40	at Tennessee State (2/24/11)

## Career Statistics at Southeast Missouri

### Overall

Season	G-GS	Min	Avg	FG-FGA	Pct	3FG-3FGA	Pct	FT-FTA	Pct	Off	Def	Tot	Avg	PF	FO	A	TO	Blk	Stl	Pts	Avg
2009-10	9-0	144	16.0	14-34	.412	7-14	.500	9-11	.818	2	8	10	1.1	12	0	33	12	0	10	44	4.9
2010-11	32-26	954	29.8	88-209	.421	47-116	.405	96-117	.821	15	58	73	2.3	63	0	112	80	0	21	319	10.0
Totals	41-26	1098	26.8	102-243	.420	54-130	.415	105-128	.820	17	66	83	2.0	75	0	145	92	0	31	363	8.9

### Conference Only

Season	G-GS	Min	Avg	FG-FGA	Pct	3FG-3FGA	Pct	FT-FTA	Pct	Off	Def	Tot	Avg	PF	FO	A	TO	Blk	Stl	Pts	Avg
2009-10	2-0	32	16.0	3-7	.429	2-4	.500	6-7	.857	0	3	3	1.5	6	0	6	2	0	2	14	7.0
2010-11	18-17	587	32.6	59-140	.421	32-77	.416	63-78	.808	9	29	38	2.1	33	0	67	55	0	14	213	11.8
Totals	20-17	619	31.0	62-147	.422	34-81	.420	69-85	.812	9	32	41	2.1	39	0	73	57	0	16	227	11.4





# SOUTHEAST MISSOURI STATE UNIVERSITY REDHAWKS BASKETBALL

## PROFILES



### LEON POWELL

»Forward »6-7 »225 »Senior  
»St. Louis, Mo. »Vashon  
»Indian Hills CC

42



*Preseason All-Ohio Valley Conference selection who led the Redhawks in scoring, rebounding, blocks, field goal percentage and minutes played last season...Named to College Sports Madness Preseason All-OVC Team...Led the nation in field goal percentage...Ranks among Southeast's single-season leaders in field goal percentage, rebounds and blocks...Emerges as Southeast's top player after missing the 2009-10 season with a knee injury.*

»2010-11: Started all 32 games...Led the nation in field goal percentage, making 172-of-273 shots for a 63.0 percent clip...Second-Team All-OVC selection and OVC All-Newcomer Team pick...Scored 452 points...Led the team in scoring (14.1 ppg), rebounding (7.7 rpg), field goal percentage and blocks (50)...Ranked ninth in the OVC in scoring, second in rebounding and fourth in blocked shots...Five-time OVC Newcomer of the Week honoree (11/22, 1/10, 2/7, 2/14, 2/21)...Garnered that award three-straight weeks, becoming the first OVC player to accomplish that feat since 2004-05...His field goal percentage marked the second-best in a single-season at Southeast...Led the Redhawks in scoring a team-high 11 times...Finished as the team's top rebounder in 19 games...Led the team in blocks on 20 occasions...Scored double figures in 25 games...Had a team-high six double-doubles and six games with double-digit rebounds...Dropped in a OVC single-game high 36 points on 11-of-13 field goals and 14-of-20 free throws vs. UT Martin (1/3)...Finished with an OVC single-game high seven blocks at UT Martin (1/20)...Recorded a double-double in each of his first two career starts with 11 points and 11 rebounds at UAB (11/13) and 26 points and 13 rebounds at Florida Gulf Coast (11/16)...Scored double figures in 26 starts, including eight-straight to start the season...Pitched in 20 or more points in five games...Scored 17 points on a perfect 8-of-8 field goals and one free throw in the first half at Florida Gulf Coast (11/16)...Converted a conventional three-point play with eight seconds left in regulation to send Southeast's game to overtime against Grambling State (11/22)...Made a free throw to give Southeast its first lead of the game with 6:20 left vs. Eastern Illinois (1/8)...Made 6-of-6 field goals en route to 12 points in just 20 minutes at Southern Illinois (12/8)...Ranked second in the OVC with 3.2 offensive rebounds per game...Led the team and ranked 10th in the league with 1007 minutes played...Ranked sixth in the conference in scoring (15.4 ppg), second in rebounding (8.1) and third in blocked shots (1.7 bpg) against league foes...Blocked a three-point attempt with 25 seconds left to help Southeast secure its win at Tennessee Tech (12/21)...Scored a game-high 28 points and made 10 free throws at Eastern Illinois (2/5).

»2009-10: Missed the season with a knee injury and was granted a medical redshirt...The most highly-touted member of Dickey Nutt's first recruiting class at Southeast.

»Indian Hills CC: Two-time Second-Team All-Region XI pick at perennial national junior college power Indian Hills in Iowa...Averaged 11.5 points and 6.1 rebounds per game as a sophomore, leading his team to a 30-3 record and No. 2 national ranking that year...Shot 61.8 percent from the field...Scored 10.3 points and grabbed 6.8 rebounds a game as a freshman.

»Prep: Played at national high school powerhouse Vashon...Was teammates with former Redhawk shooting guard Johnny Hill...Averaged 20.2 points, 9.7 rebounds, 4.1 blocks and 1.2 steals per game in 28 contests as a senior...Also grabbed 102 offensive rebounds.

»Personal: Born November 22, 1988...Majoring in Sport Management...Son of Lisa Davis and Leon Powell, Jr...Also heavily recruited by Illinois and regional rival Southern Illinois...Favorite food is chicken...Enjoys listening to hip-hop music...Favorite professional athlete is LeBron James.

### POWELL'S GAME-BY-GAME STATISTICS

2010-11	FG	3P	FT	O/D	REB	F	PTS	A	TO	B	S	M
at UAB*	5-10	0-0	1-1	3/8	11	4	11	1	2	0	1	32
at Florida Gulf Coast*	12-16	0-0	2-7	7/6	13	4	26	0	2	2	1	37
at UMKC*	5-9	0-0	3-6	3/2	5	4	13	0	3	0	0	26
Grambling*	6-8	0-0	6-9	1/3	4	5	18	1	1	0	1	28
at Arkansas*	4-10	0-0	4-10	4/3	7	4	12	0	2	1	0	35
Arkansas State*	4-9	0-0	2-7	2/4	6	2	10	0	1	0	0	37
Austin Peay*	5-5	0-0	4-6	3/4	7	3	14	1	1	1	0	37
Tennessee State*	7-11	0-0	4-8	2/3	5	3	18	0	2	3	3	36
at Iowa State*	3-4	0-0	1-2	1/5	6	2	7	3	4	1	0	28
at Southern Illinois*	6-6	0-0	0-0	0/3	3	5	12	0	1	1	1	20
Hannibal-LaGrange*	4-8	0-0	4-5	1/4	5	0	12	0	1	3	0	23
at Jacksonville State*	3-6	0-0	4-6	3/12	15	3	10	0	1	1	1	30
at Tennessee Tech*	5-10	0-0	3-6	5/3	8	3	13	0	2	2	2	37
at SMU*	1-4	0-0	4-10	4/5	9	4	6	0	3	2	0	35
UT Martin*	11-13	0-0	14-20	3/5	8	4	36	0	1	4	1	37
Eastern Illinois*	7-7	0-0	3-13	3/2	5	5	17	1	5	1	1	26
Morehead State*	7-12	0-0	6-6	4/4	8	4	20	0	3	0	1	34
Eastern Kentucky*	4-6	0-0	3-6	3/6	9	2	11	1	6	2	0	39
at UT Martin*	4-8	0-0	0-0	2/6	8	2	8	3	1	7	1	36
at Murray State*	6-12	0-0	5-10	5/3	8	5	17	1	1	0	1	26
Jacksonville State*	1-1	0-0	1-6	0/9	9	5	3	0	3	1	0	27
Tennessee Tech*	6-11	0-0	2-5	9/4	13	3	14	1	0	0	1	28
at Eastern Illinois*	9-10	0-0	10-12	4/3	7	4	28	2	2	3	0	34
at SIU Edwardsville*	7-8	0-0	1-6	5/7	12	4	15	4	0	1	1	24
at Eastern Kentucky*	5-10	0-0	6-7	5/3	8	5	16	1	1	1	0	30
at Morehead State*	4-7	0-0	3-7	1/6	7	5	11	0	1	1	1	37
Murray State*	7-12	0-0	5-9	5/5	10	4	19	2	0	1	1	36
Sacramento State*	7-10	0-0	1-1	6/1	7	4	15	0	2	4	0	30
at Tennessee State*	6-8	0-0	2-2	1/1	2	4	14	0	0	1	0	29
at Austin Peay*	4-7	0-0	1-3	3/6	9	4	9	1	5	1	0	23
vs. Eastern Kentucky*	5-7	0-0	2-4	0/6	6	2	12	7	1	2	0	36
vs. Austin Peay*	2-8	0-0	1-5	5/2	7	5	5	2	0	3	0	34
<b>Totals</b>	<b>172-273</b>	<b>0-0</b>	<b>108-205</b>	<b>103/144</b>	<b>247</b>	<b>117</b>	<b>452</b>	<b>32</b>	<b>58</b>	<b>50</b>	<b>19</b>	<b>1007</b>

\* - Indicates Game Started



# 42 LEON POWELL



## CAREER HIGHS

Points.....	36	vs. UT Martin (1/3/11)
Total Rebounds.....	15	at Jacksonville State (12/19/10)
Offensive.....	9	vs. Tennessee Tech (1/29/11)
Defensive.....	12	at Jacksonville State (12/19/10)
FG Made.....	12	at Florida Gulf Coast (11/16/10)
FG Attempted.....	16	at Florida Gulf Coast (11/16/10)
3-Point FG Made.....	-	-
3-Point FG Attempted.....	-	-
FT Made.....	14	vs. UT Martin (1/3/11)
FT Attempted.....	20	vs. UT Martin (1/3/11)
Assists.....	7	vs. Eastern Kentucky (3/2/11)
Blocks.....	7	at UT Martin (1/20/11)
Steals.....	3	vs. Tennessee State (12/4/10)
Minutes.....	39	vs. Eastern Kentucky (1/15/11)

## Career Statistics at Southeast Missouri

### Overall

Season	G-GS	Min	Avg	FG-FGA	Pct	3FG-3FGA	Pct	FT-FTA	Pct	Off	Def	Tot	Avg	PF	FO	A	TO	Blk	Stl	Pts	Avg
2010-11	32-32	1007	31.5	172-273	.630	0-0	.000	108-205	.527	103	144	247	7.7	117	8	32	58	50	19	452	14.1

### Conference Only

Season	G-GS	Min	Avg	FG-FGA	Pct	3FG-3FGA	Pct	FT-FTA	Pct	Off	Def	Tot	Avg	PF	FO	A	TO	Blk	Stl	Pts	Avg
2010-11	18-18	582	32.3	101-156	.647	0-0	.000	76-132	.576	61	85	146	8.1	68	5	14	35	30	14	278	15.4





# SOUTHEAST MISSOURI STATE UNIVERSITY REDHAWKS BASKETBALL

## PROFILES



### MARLAND SMITH

"Guard "6-2 "175 "Junior  
"Little Rock, Ark. "Hall

23



One of three returning starters...Ranks among Southeast's career leaders in three-point field goals made (8th) and three-point field goals attempted (5th).

► **2010-11:** Started 25 games...Ranked third on the team in scoring with 12 points per game...Led the team and ranked fourth in the Ohio Valley Conference with 62 three-pointers made...Ranked third on the team with 975 minutes played, averaging 30.5 per contest...Ranked second on the team in points (384) and steals (29), and third in assists (54)...Ranked third on the team in free throw percentage (62-of-79, 78.5 percent)...Averaged 13.1 points per game in conference play...Scored 20 or more points eight times, including a season-high 29 at UT Martin (1/20)...Matched a career-high with six three-pointers and led the Redhawks with 20 points vs. Eastern Kentucky (3/2) at the OVC Tournament...Finished as Southeast's top scorer in 10 games...Made a career-high 9-of-10 free throws and scored 27 points at Murray State (1/22)...Registered a game-high 27 points on 10-of-18 field goals and 5-of-6 free throws vs. Tennessee Tech (1/29)...Scored 21 points and dished out a career-high six assists vs. Hannibal-LaGrange (12/11)...Dropped in 23 points and knocked down five three-pointers in 35 minutes at Tennessee Tech (12/21)...Made a three-pointer to tie but six games...Made five or more three-pointers in four games...Hit a three-pointer to tie the game with 6:50 left in a win vs. Eastern Illinois (1/8)...Scored double figures in 16 of his last 22 games of the year.

► **2009-10:** Averaged 27.2 minutes per game...Led the Redhawks in scoring with 10.8 points per game in 30 games, including 25 starts...Became the first true freshman to finish a season as Southeast's leading scorer since Derek Winans accomplished the feat in 2001-02...Led the team and ranked seventh in the OVC with 63 three-pointers made...Also ranked 19th in the conference in scoring...Boasted the best free throw percentage among Southeast's starters with a 74.5 percent clip...Ranked first on the team in steals (28) and second in assists (44)...Dropped in a season-high 30 points against Tennessee State (2/25), the most in a game by any Redhawk...Accounted for one of the four 30-point performances in the league...Established season-highs in field goals made (9), free throws made (7) and minutes played (40) against the Tigers...Averaged 24 points per game over his last four starts of the season...Registered 18 or more points in each of those games...Scored double figures a total of 15 times...Led the Redhawks with 28 points on 9-of-18 field goals, 6-of-13 three-pointers and 4-of-5 free throws at Miami (Ohio) (2/20)...Ranked second on the team in scoring with 10.9 points per game in OVC games...Scored nine points on three 3-pointers at Eastern Kentucky (1/16)...Named OVC Freshman-of-the-Week on Dec. 28 and Feb. 22...Knocked down four or more three-pointers in a game four times, including a season-high of six at Miami (Ohio) (2/20)...Poured in 13 points on 5-of-10 from the field against Norfolk State (11/29)...All 13 of his points came in the first half of that game...Made a three-pointer in all but four games...Hit multiple three-pointers in 19 games.

► **Prep:** Played for the 2009 State Runner-Up and 2008 6A State Champion Hall High School Warriors...Two-time All-State and All-Conference selection...Named Most Valuable Player of his 2008 6A State Championship team...Averaged 13.9 points, 3.7 rebounds and 2.8 assists per game in 26 games as a senior...Shot 42-percent (68-for-162) from 3-point range...Averaged 11.2 points, 4.3 rebounds and 2.8 assists per game his junior year...Also played football and participated in track and field...Was an All-State pick in track.

► **Personal:** Born December 14, 1990...Majoring in Sport Management...Son of Bryant and Sandra Smith...When not playing basketball, enjoys playing the piano and the drums...Enjoys listening to R & B music...Favorite musical artist is Usher...Favorite professional athlete is Kevin Durant...One of his biggest sports thrills was being named the Most Valuable Player of his 2008 6A Hall High School State Championship team.

### SMITH'S GAME-BY-GAME STATISTICS

2010-11	FG	3P	FT	O/D	REB	F	PTS	A	TO	B	S	M
at UAB*	1-6	1-5	1-2	0/1	1	3	4	2	0	0	0	17
at Florida Gulf Coast*	4-10	1-3	0-0	1/3	4	4	9	2	1	0	0	17
at UMKC*	3-14	1-6	0-0	0/3	3	3	7	2	1	0	1	32
Grambling*	1-9	0-7	2-2	0/5	5	2	4	0	0	0	1	15
at Arkansas	2-8	0-3	0-0	0/3	3	1	4	0	3	0	1	19
Arkansas State	0-2	0-1	0-0	0/1	1	1	0	0	0	0	0	8
Austin Peay	3-9	3-8	0-0	2/1	3	2	9	1	0	0	2	33
Tennessee State	2-10	1-7	2-2	3/1	4	3	7	2	1	0	0	21
at Iowa State	1-8	1-6	2-2	3/3	6	3	5	2	2	0	0	21
at Southern Illinois	2-10	1-4	1-2	1/1	2	4	6	2	6	0	2	34
Hannibal-LaGrange	8-14	5-10	0-0	0/1	1	2	21	6	1	0	5	24
at Jacksonville State*	7-10	3-5	2-2	1/3	4	5	19	3	1	0	1	29
at Tennessee Tech*	6-11	5-7	6-6	0/1	1	3	23	2	1	1	2	35
at SMU*	7-18	4-9	2-2	2/4	6	1	20	2	2	0	0	38
UT Martin*	0-6	0-4	1-3	0/2	2	3	1	2	1	0	0	22
Eastern Illinois*	3-9	1-6	6-6	0/5	5	1	13	2	2	0	0	29
Morehead State*	3-13	1-7	3-3	2/3	5	3	10	2	2	0	1	32
Eastern Kentucky*	2-8	1-5	0-0	0/1	1	2	5	1	2	0	1	30
at UT Martin*	11-24	5-16	2-2	1/2	3	4	29	2	3	1	2	40
at Murray State*	7-16	4-10	9-10	0/2	2	2	27	1	5	0	0	38
Jacksonville State*	2-11	0-8	1-2	1/3	4	3	5	3	4	0	1	39
Tennessee Tech*	10-18	2-7	5-6	1/5	6	5	27	1	0	0	1	37
at Eastern Illinois*	4-11	1-5	3-4	1/3	4	2	12	1	2	0	0	37
at SIU Edwardsville*	11-19	3-6	2-2	0/2	2	1	27	1	0	0	2	39
at Eastern Kentucky*	1-6	0-3	2-4	0/3	3	1	4	2	4	0	2	33
at Morehead State*	3-10	3-6	0-1	1/5	6	2	9	0	1	0	0	14
Murray State*	4-7	1-3	5-6	0/6	6	1	14	3	1	0	2	37
Sacramento State*	5-14	4-8	2-2	2/3	5	1	16	2	1	0	0	35
at Tennessee State*	4-19	1-9	1-2	0/3	3	3	10	2	2	0	2	34
at Austin Peay*	5-17	2-7	0-0	1/7	8	1	12	3	2	1	0	40
vs. Eastern Kentucky*	6-13	6-10	2-4	2/9	11	4	20	0	4	1	0	40
vs. Austin Peay*	2-10	1-6	0-2	1/7	8	4	5	0	1	0	0	36
<b>Totals</b>	<b>130-370</b>	<b>62-207</b>	<b>62-79</b>	<b>26/103</b>	<b>129</b>	<b>80</b>	<b>384</b>	<b>54</b>	<b>56</b>	<b>4</b>	<b>29</b>	<b>955</b>

2009-10	FG	3P	FT	O/D	REB	F	PTS	A	TO	B	S	M
at Saint Louis*	0-2	0-0	0-0	1/1	2	1	0	0	2	0	0	10
Arkansas State	2-5	1-2	0-0	0/1	1	2	5	2	0	0	0	16
at Northern Illinois*	2-5	2-3	0-0	0/1	1	2	6	1	0	0	0	15
Eastern Michigan*	4-10	2-7	0-0	1/1	2	0	10	0	1	0	1	24
vs. St. Bonaventure*	2-7	1-4	0-0	1/2	3	1	5	2	3	0	1	20
at Illinois State*	2-6	2-4	0-0	0/1	1	4	6	1	4	0	0	18
vs. Norfolk State*	5-10	3-6	0-1	0/2	2	1	13	1	0	0	1	30
at Austin Peay*	1-4	1-3	0-0	0/0	0	1	3	0	2	0	0	25
at Tennessee State*	5-8	1-3	3-5	0/4	4	3	14	2	2	0	2	28
Southern Illinois*	2-7	0-2	1-2	0/3	3	2	5	3	2	0	1	24
Williams Baptist*	8-16	3-9	0-0	0/2	2	1	19	5	0	1	1	17
at Memphis*	6-12	2-6	1-2	2/4	6	1	15	2	0	0	0	32
Tennessee Tech*	2-9	2-6	2-3	1/0	1	1	8	4	2	0	3	28
Jacksonville State	4-7	3-5	0-0	0/1	1	2	11	1	1	0	1	25
at Eastern Illinois*	5-15	4-12	1-2	1/2	3	0	15	0	1	1	0	30
at Morehead State	0-8	0-6	0-1	1/4	5	1	0	1	2	0	0	24
at Eastern Kentucky*	3-8	3-7	0-0	0/2	2	3	9	1	1	0	1	29
UT Martin*	3-10	2-7	6-6	2/7	9	4	14	1	1	0	0	36
Murray State*	4-13	2-7	0-0	1/2	3	2	10	0	3	0	3	31
at Jacksonville State*	2-3	0-1	2-2	2/2	4	2	6	2	2	0	2	33
at Tennessee Tech*	3-9	1-4	0-0	1/3	4	2	7	2	3	0	2	26
SIU Edwardsville*	6-13	3-8	2-3	1/4	5	3	17	2	3	0	1	35
Eastern Illinois*	1-8	1-8	1-2	0/4	4	0	4	0	3	0	2	25
at UT Martin*	7-13	3-7	0-0	0/4	4	3	17	3	2	0	1	38
Eastern Kentucky*	1-7	1-6	0-0	0/1	1	2	3	0	1	1	0	21
Morehead State	3-8	2-5	0-0	0/1	1	0	8	1	2	0	0	26
at Murray State	7-12	4-8	1-2	1/2	3	3	19	1	4	0	1	34
at Miami (Ohio)*	9-18	6-13	4-5	1/3	4	3	28	0	2	0	1	36
Tennessee State*	9-23	5-14	7-7	1/5	6	2	30	2	0	0	2	40
Austin Peay*	4-22	3-12	7-8	2/5	7	3	18	4	2	0	1	39
<b>Totals</b>	<b>106-276</b>	<b>60-173</b>	<b>31-43</b>	<b>18/69</b>	<b>87</b>	<b>52</b>	<b>307</b>	<b>40</b>	<b>49</b>	<b>3</b>	<b>27</b>	<b>776</b>

\* - Indicates Game Started



# 23 MARLAND SMITH



## CAREER HIGHS

Points.....	30	vs. Tennessee State (2/25/10)
Total Rebounds.....	11	vs. Eastern Kentucky (3/2/11)
Offensive.....	3	2x, last at Iowa State (12/6/10)
Defensive.....	9	vs. Eastern Kentucky (3/2/11)
FG Made.....	11	2x, last at SIU Edwardsville (2/7/11)
FG Attempted.....	24	at UT Martin (1/20/11)
3-Point FG Made.....	6	2x, last vs. Eastern Kentucky (3/2/11)
3-Point FG Attempted.....	16	at UT Martin (1/20/11)
FT Made.....	9	at Murray State (1/22/11)
FT Attempted.....	10	at Murray State (1/22/11)
Assists.....	6	vs. Hannibal-LaGrange (12/11/10)
Blocks.....	1	4x, last vs. Eastern Kentucky (3/2/11)
Steals.....	5	vs. Hannibal-LaGrange (12/11/10)
Minutes.....	40	4x, last Eastern Kentucky (3/2/11)

## Career Statistics at Southeast Missouri

### Overall

Season	G-GS	Min	Avg	FG-FGA	Pct	3FG-3FGA	Pct	FT-FTA	Pct	Off	Def	Tot	Avg	PF	FO	A	TO	Blk	Stl	Pts	Avg
2009-10	30-25	815	27.2	112-298	.376	63-185	.341	38-51	.745	20	74	94	3.1	55	0	44	51	3	28	325	10.8
2010-11	32-25	955	29.8	130-370	.351	62-207	.300	62-79	.785	26	103	129	4.0	80	2	54	56	4	29	384	12.0
Totals	62-50	1770	28.5	242-668	.362	125-392	.319	100-130	.769	46	177	223	3.6	135	2	98	107	7	57	709	11.4

### Conference Only

Season	G-GS	Min	Avg	FG-FGA	Pct	3FG-3FGA	Pct	FT-FTA	Pct	Off	Def	Tot	Avg	PF	FO	A	TO	Blk	Stl	Pts	Avg
2009-10	18-14	538	29.9	64-187	.342	38-121	.314	30-38	.789	13	49	62	3.4	34	0	25	34	2	21	196	10.9
2010-11	18-16	580	32.2	77-215	.358	34-123	.276	48-59	.814	14	57	71	3.9	46	2	33	34	3	17	236	13.1
Totals	36-30	1118	31.1	141-402	.351	72-244	.295	78-97	.804	27	106	133	3.7	80	2	58	68	5	38	432	12.0





# SOUTHEAST MISSOURI STATE UNIVERSITY REDHAWKS BASKETBALL

## PROFILES



**NINO JOHNSON**  
 "Forward "6-8 "220 "Freshman  
 "Memphis, Tenn. "White Station  
**1**



*Selected as the Preseason Ohio Valley Conference Freshman of the Year by College Sports Madness...Committed to Southeast during the early signing period...Was ranked as the nation's No. 17 high school power forward by ESPN's college basketball recruiting website...ESPN also rated Johnson as a four-star recruit on a five-star scale...Physical specimen who also received scholarship offers from Auburn, Cincinnati, Charlotte, DePaul, Georgia Tech and Mississippi...Has a good interior skill set and will contribute immediately.*

► **Prep:** Three-year starter at perennial national power White Station High School...Played at Melrose High School before transferring to White Station prior to his junior season...Helped lead White Station to a 30-7 record in 2010-11, the Spartans 16th-consecutive season with 20 or more wins...Averaged 12 points and seven rebounds en route to leading his team to a 28-9 record and Tennessee Class AAA runner-up finish as a junior... That squad featured guard Joe Jackson, who scored 3,451 points in a decorated prep career before joining the Memphis Tigers program...Played against his former Melrose High School and current Southeast Missouri teammate Telvin Wilkerson in the state championship game that year...Carried a 3.5 GPA...Also played football.

► **Personal:** Born January 15, 1993...Undecided on his major...Son of Tina Johnson and Ron Shields.



**LOGAN NUTT**  
 "Guard "5-11 "180 "Senior  
 "Jonesboro, Ark. "Jonesboro  
 "Mississippi  
**12**



*Sat out the 2010-11 season due to NCAA Division I transfer regulations.*

► **Ole Miss:** Lettered one year as a point guard under head coach Andy Kennedy.

► **Missouri State-West Plains:** Averaged 5.1 points and 4.2 assists and broke a school record when he dished out 14 assists in one game.

► **Arkansas State:** Appeared in 25 games and averaged 1.6 points per contest as a freshman at Arkansas State in 2007-08.

► **Prep:** Averaged eight points and six assists as a three-year starter during his career at Jonesboro High School...Two-time All-Conference selection... Led his team to a State Championship in 2007 and second-place finish at state in 2006...Also played football and ran track...Earned Supersonic All-State honors as a strong safety...Registered eight interceptions his junior year.

► **Personal:** Born June 24, 1988...Graduated with an undergraduate degree in General Studies and is working on his Master's in Higher Education... Son of Dickey and Cathy Nutt...His younger brother, Lucas, and sister, Lexis, also go to Southeast...His uncle, Houston Nutt, is the head football coach at Ole Miss.



# SOUTHEAST MISSOURI STATE UNIVERSITY REDHAWKS BASKETBALL

## PROFILES



**MICHAEL PORTER**  
 "Guard/Forward "6-6 "235 "Sophomore  
 "Sikeston, Mo. "Sikeston  
 "Missouri State  
**11**



*Sat out the 2010-11 season due to NCAA Division I transfer regulations.*

» **Missouri State:** Averaged 3.8 points and 2.2 rebounds in a reserve role that saw him average just over 11 minutes per contest.

» **Prep:** One of Missouri's top prep standouts for four years at nearby Sikeston High School...Four-year starter and three-year captain...Four-time Class 4 All-State selection...Also earned Class 4 All-District and All-SEMO Conference First-Team honors four years...Helped the Bulldogs to a collective 86-24 record during his four seasons, averaging 19.2 points per game for his career...As a senior in 2008-09, he averaged 21.3 points, 8.4 rebounds and 2.7 assists while leading Sikeston to a 24-4 record and Class 4 quarterfinal run...Was team captain for the No. 2 ranked squad...Named *Standard-Democrat* Player of the Year, SEMO Conference Player of the Year, BA Sports Player of the Year and BA Sports All-Star Game participant...As a junior in 2007-08, he averaged 19.6 points, 9.7 rebounds and 3.5 assists, while guiding Sikeston to a 22-4 campaign...In 2006-07, he was named SEMO Conference Co-Player of the Year after averaging 20.7 points, 10.3 rebounds and 2.5 steals...Led the Bulldogs to a 17-9 record as a sophomore...As a freshman in 2005-06, he was the top scorer (15.3 ppg) and rebounder (7.2 ppg) for the Class 4 runners-up, leading Sikeston to a 23-7 record...His biggest prep thrill was beating Scott County Central on Feb. 11, 2009 in front of a sellout crowd at the Show Me Center in Cape Girardeau...Played AAU basketball for the St. Louis Eagles.

» **Personal:** Born March 12, 1991 in Cape Girardeau, Mo...Majoring in Engineering...Son of Melvin and Kathleen Porter...Has four brothers, Josh, Isaac, Corey and Reese...Father played at Drury and College of the Ozarks, and uncle Otto Porter was a standout at Southeast Missouri...His brother, Corey, is on the Redhawk football team.



**TYLER STONE**  
 "Forward "6-8 "230 "Sophomore  
 "Memphis, Tenn. "Central  
 "Missouri  
**33**



*Sat out the 2010-11 season due to NCAA Division I transfer regulations.*

» **Missouri:** Scored 22 points (1.8 ppg) and grabbed nine rebounds in 12 games for a Missouri team that finished 23-11 overall and advanced to the second round of the NCAA Tournament in 2009-10...He missed only six field goals en route to shooting 64.7 percent (11-of-17) on the year.

» **Prep:** Earned All-Metro honors as a junior and senior at Central High School...Named All-Area, All-Region and District 16 AAA Most Valuable Player as a senior...Averaged 15 points and eight rebounds for the Warriors during his senior campaign...Was a two-year starter...Played on the AAU circuit for the Memphis Hoopers and M33M.

» **Personal:** Born September 8, 1991...Majoring in General Studies...Son of James Bradley and Sharon Stone...His father played collegiately at the University of Memphis and was a second-round draft pick of the Atlanta Hawks (#35 overall) in 1979...Would like to become a police officer after his playing career...Enjoys listening to music and hanging out with friends in his spare time...Lists pizza as his favorite food and dancing as his biggest hidden talent off the basketball court.





# SOUTHEAST MISSOURI STATE UNIVERSITY REDHAWKS BASKETBALL

## PROFILES



**COREY WILFORD**

"Guard "6-2 "180 "Junior  
"Hopkinsville, Ky. "Christian County  
"Connors State

**4**



*Signed a national letter of intent to play basketball at Southeast in April, 2011...Versatile player who can create his own shot and get to the basket...Was recruited by Coach Nutt and his staff for two years prior to signing with the Redhawks.*

► **Connors State College:** Claimed Second-Team Junior College All-America and National Junior College Athletic Association Region 2 Player of the Year honors after averaging 16 points per game and ranking 19th in the nation in three-point field goal percentage (81-of-178, .455) in 2010-11...Broke a single-game school record when he knocked down 11 three-pointers vs. Northeast Oklahoma, including eight in the first half...Averaged 10 points, three rebounds and three assists per game as a freshman...Was part of two Oklahoma Collegiate Athletic Conference Championship teams at Connors State...Also helped lead the Cowboys to a Region 2 Tournament title, NJCAA National Tournament appearance and their first-ever No. 1 NJCAA national ranking last season...Connors State went a combined 56-8 and finished among the top five teams in the nation with Wilford on its roster the last two years.

► **Prep:** Attended Christian County High School...Was rated as one of the quickest players in the state of Kentucky, especially on defense...Averaged 17 points and four rebounds as a senior...Helped lead the Colonels to the state playoffs...Earned *Associated Press* honorable mention All-State honors during his final prep season.

► **Personal:** Born March 29, 1991...Majoring in General Studies...Son of Mary Bannister.



**TELVIN WILKERSON**

"Guard "6-4 "210 "Freshman  
"Memphis, Tenn. "Melrose

**5**



*Shooting guard who was rated as a three-star recruit by Rivals.com...Has the ability to be multi-dimensional and brings a tremendous reputation from a high-profile high school...ESPN's college basketball website described him as being, "an athletic, strong and aggressive wing that can get to the rim and finish through contact"...Arkansas State, Iowa State and Northern Illinois were other schools which offered Wilkerson scholarships.*

► **Prep:** Ranked third on the team in scoring with 12.8 points per game as a senior at Melrose High School...Added an average of 6.4 rebounds, 3.3 steals and 2.7 assists per game that year, as well...Helped lead the Golden Wildcats to an overall record of 26-7 and 10-1 conference mark...Melrose finished as the No. 2 prep program in the state of Tennessee...Led Melrose High School to a Class AAA state title when the Golden Wildcats beat Nino Johnson's White Station team, 75-70, his junior year...Shot 50 percent (69-of-138) from the field and finished with seven points per game in 2009-10...Also scored double figures eight times and pitched in a season-high 22 points against Hamilton High School.

► **Personal:** Born December 5, 1992...Majoring in Business Management...Son of Tasket Douglas.



# SOUTHEAST MISSOURI STATE UNIVERSITY REDHAWKS BASKETBALL

## RETURNEE STATISTICS

### Career Statistics vs. All Opponents

#### UAB

	G-GS	Min	Avg	FG-FGA	Pct	3FG-3FGA	Pct	FT-FTA	Pct	Off	Def	Tot	Avg	PF	FO	A	TO	Blk	Stl	Pts	Avg
Nick Niemczyk	1-0	34	34.0	6-10	.600	3-5	.600	4-4	1.000	0	6	6	6.0	2	0	4	3	0	0	19	19.0
Leon Powell	1-1	32	32.0	5-10	.500	0-0	.000	1-1	1.000	3	8	11	11.0	4	0	1	2	0	1	11	11.0
Lucas Nutt	1-0	27	27.0	3-4	.750	3-3	1.000	0-1	.000	0	1	1	1.0	2	0	2	1	0	0	9	9.0
Marland Smith	1-1	17	17.0	1-6	.167	1-5	.200	1-2	.500	0	1	1	1.0	3	0	2	0	0	0	4	4.0
Waylon Jones	1-0	20	20.0	2-4	.500	0-0	.000	0-0	.000	0	5	5	5.0	4	0	1	1	1	0	4	4.0
Marcus Brister	1-1	14	14.0	1-3	.333	0-1	.000	0-4	.000	0	0	0	0.0	4	0	0	4	0	2	2	2.0
Zach House	1-1	18	18.0	0-5	.000	0-0	.000	0-0	.000	0	3	3	3.0	2	0	0	0	3	1	0	0.0

#### Arkansas

	G-GS	Min	Avg	FG-FGA	Pct	3FG-3FGA	Pct	FT-FTA	Pct	Off	Def	Tot	Avg	PF	FO	A	TO	Blk	Stl	Pts	Avg
Leon Powell	1-1	35	35.0	4-10	.400	0-0	.000	4-10	.400	4	3	7	7.0	4	0	0	2	1	0	12	12.0
Marcus Brister	1-1	22	22.0	2-8	.250	0-0	.000	6-9	.667	4	2	6	6.0	0	0	0	5	0	2	10	10.0
Lucas Nutt	1-1	30	30.0	2-7	.286	2-4	.500	2-2	1.000	2	3	5	5.0	2	0	1	3	0	0	8	8.0
Zach House	1-1	18	18.0	2-4	.500	0-0	.000	0-0	.000	3	3	6	6.0	4	0	1	1	0	1	4	4.0
Waylon Jones	1-0	19	19.0	1-2	.500	0-0	.000	2-2	1.000	1	4	5	5.0	1	0	1	4	2	0	4	4.0
Marland Smith	1-0	19	19.0	2-8	.250	0-3	.000	0-0	.000	0	3	3	3.0	1	0	0	3	0	1	4	4.0

#### Arkansas State

	G-GS	Min	Avg	FG-FGA	Pct	3FG-3FGA	Pct	FT-FTA	Pct	Off	Def	Tot	Avg	PF	FO	A	TO	Blk	Stl	Pts	Avg
Nick Niemczyk	1-0	27	27.0	4-11	.364	2-7	.286	2-4	.500	1	1	2	2.0	4	0	1	0	0	1	12	12.0
Leon Powell	1-1	37	37.0	4-9	.444	0-0	.000	2-7	.286	2	4	6	6.0	2	0	0	1	0	0	10	10.0
Lucas Nutt	1-1	18	18.0	1-4	.250	1-4	.250	3-4	.750	0	1	1	1.0	3	0	1	2	0	1	6	6.0
Zach House	1-1	30	30.0	2-6	.333	0-0	.000	0-0	.000	4	2	6	6.0	3	0	1	5	3	0	4	4.0
Marland Smith	2-0	24	12.0	2-7	.286	1-3	.333	0-0	.000	0	2	2	1.0	3	0	2	0	0	0	5	2.5
Waylon Jones	1-0	10	10.0	0-0	.000	0-0	.000	0-0	.000	0	1	1	1.0	3	0	0	0	1	0	0	0.0

#### Austin Peay

	G-GS	Min	Avg	FG-FGA	Pct	3FG-3FGA	Pct	FT-FTA	Pct	Off	Def	Tot	Avg	PF	FO	A	TO	Blk	Stl	Pts	Avg
Marland Smith	5-4	173	34.6	15-62	.242	10-36	.278	7-10	.700	6	20	26	5.2	11	0	8	7	1	3	47	9.4
Leon Powell	3-3	94	31.3	11-20	.550	0-0	.000	6-14	.429	11	12	23	7.7	12	1	4	6	5	0	28	9.3
Marcus Brister	3-1	86	28.7	10-25	.400	0-0	.000	8-18	.444	3	5	8	2.7	6	0	12	9	0	2	28	9.3
Lucas Nutt	4-2	94	23.5	6-20	.300	4-13	.308	8-12	.667	0	10	10	2.5	9	0	12	7	0	1	24	6.0
Zach House	3-0	42	14.0	2-5	.400	0-0	.000	4-6	.667	2	7	9	3.0	8	0	0	1	4	1	8	2.7
Waylon Jones	3-1	33	11.0	1-1	1.000	0-0	.000	0-1	.000	1	6	7	2.3	7	0	1	5	2	3	2	0.7

#### Eastern Illinois

	G-GS	Min	Avg	FG-FGA	Pct	3FG-3FGA	Pct	FT-FTA	Pct	Off	Def	Tot	Avg	PF	FO	A	TO	Blk	Stl	Pts	Avg
Leon Powell	2-2	60	30.0	16-17	.941	0-0	.000	13-25	.520	7	5	12	6.0	9	1	3	7	4	1	45	22.5
Lucas Nutt	2-2	73	36.5	8-15	.533	5-9	.556	9-10	.900	0	3	3	1.5	3	0	11	3	0	2	30	15.0
Marland Smith	4-4	121	30.3	13-43	.302	7-31	.226	11-14	.786	2	14	16	4.0	3	0	3	8	1	2	44	11.0
Marcus Brister	2-0	42	21.0	1-4	.250	0-0	.000	0-0	.000	1	7	8	4.0	2	0	5	2	1	3	2	1.0
Zach House	2-0	8	4.0	0-4	.000	0-0	.000	0-0	.000	0	0	0	0.0	1	0	0	0	0	0	0	0.0
Waylon Jones	1-0	3	3.0	0-0	.000	0-0	.000	0-0	.000	0	0	0	0.0	2	0	0	0	0	0	0	0.0

#### Eastern Kentucky

	G-GS	Min	Avg	FG-FGA	Pct	3FG-3FGA	Pct	FT-FTA	Pct	Off	Def	Tot	Avg	PF	FO	A	TO	Blk	Stl	Pts	Avg
Leon Powell	3-3	105	35.0	14-23	.609	0-0	.000	11-17	.647	8	15	23	7.7	9	1	9	8	5	0	39	13.0
Lucas Nutt	3-3	97	32.3	7-17	.412	7-13	.538	5-7	.714	3	7	10	3.3	6	0	9	4	0	3	26	8.7
Marcus Brister	3-0	82	27.3	10-17	.588	0-0	.000	5-14	.357	1	11	12	4.0	8	0	11	6	1	2	25	8.3
Marland Smith	5-5	153	30.6	13-42	.310	11-31	.355	4-8	.500	2	17	19	3.8	12	0	4	12	2	4	41	8.2
Zach House	3-0	12	4.0	0-1	.000	0-0	.000	0-0	.000	0	1	1	0.3	3	0	0	0	0	0	0	0.0
Waylon Jones	2-0	5	2.5	0-0	.000	0-0	.000	0-0	.000	0	0	0	0.0	2	0	0	0	0	0	0	0.0

#### Eastern Michigan

	G-GS	Min	Avg	FG-FGA	Pct	3FG-3FGA	Pct	FT-FTA	Pct	Off	Def	Tot	Avg	PF	FO	A	TO	Blk	Stl	Pts	Avg
Marland Smith	1-1	24	24.0	4-10	.400	2-7	.286	0-0	.000	1	1	2	2.0	0	0	0	1	0	1	10	10.0
Lucas Nutt	1-0	16	16.0	3-5	.600	1-3	.333	0-0	.000	0	0	0	0.0	1	0	4	3	0	1	7	7.0
Cameron Butler	1-1	20	20.0	2-6	.333	0-0	.000	0-0	.000	1	2	3	3.0	5	1	2	2	2	0	4	4.0





# SOUTHEAST MISSOURI STATE UNIVERSITY REDHAWKS BASKETBALL

## RETURNEE STATISTICS

### Florida Gulf Coast

	G-GS	Min	Avg	FG-FGA	Pct	3FG-3FGA	Pct	FT-FTA	Pct	Off	Def	Tot	Avg	PF	FO	A	TO	Blk	Stl	Pts	Avg
Leon Powell	1-1	37	37.0	12-16	.750	0-0	.000	2-7	.286	7	6	13	13.0	4	0	0	2	2	1	26	26.0
Nick Niemczyk	1-0	30	30.0	4-15	.267	3-7	.429	2-2	1.000	0	2	2	2.0	4	0	1	1	0	1	13	13.0
Marland Smith	1-1	17	17.0	4-10	.400	1-3	.333	0-0	.000	1	3	4	4.0	4	0	2	1	0	0	9	9.0
Marcus Brister	1-1	23	23.0	2-4	.500	0-1	.000	4-7	.571	0	0	0	0.0	3	0	3	5	0	1	8	8.0
Zach House	1-1	21	21.0	2-3	.667	0-0	.000	0-1	.000	1	2	3	3.0	2	0	1	2	0	0	4	4.0
Lucas Nutt	1-0	22	22.0	1-4	.250	1-4	.250	0-0	.000	0	2	2	2.0	2	0	4	3	0	0	3	3.0
Waylon Jones	1-0	12	12.0	0-1	.000	0-0	.000	2-4	.500	1	0	1	1.0	5	1	1	3	1	0	2	2.0

### Grambling State

	G-GS	Min	Avg	FG-FGA	Pct	3FG-3FGA	Pct	FT-FTA	Pct	Off	Def	Tot	Avg	PF	FO	A	TO	Blk	Stl	Pts	Avg
Leon Powell	1-1	28	28.0	6-8	.750	0-0	.000	6-9	.667	1	3	4	4.0	5	1	1	1	0	1	18	18.0
Nick Niemczyk	1-0	37	37.0	6-14	.429	3-7	.429	0-0	.000	2	3	5	5.0	4	0	0	5	0	0	15	15.0
Lucas Nutt	1-0	22	22.0	3-5	.600	0-1	.000	1-1	1.000	0	0	0	0.0	4	0	3	1	0	1	7	7.0
Marcus Brister	1-1	32	32.0	3-7	.429	0-0	.000	0-0	.000	2	1	3	3.0	1	0	3	1	0	0	6	6.0
Marland Smith	1-1	15	15.0	1-9	.111	0-7	.000	2-2	1.000	0	5	5	5.0	2	0	0	0	0	1	4	4.0
Waylon Jones	1-0	27	27.0	0-0	.000	0-0	.000	1-2	.500	0	4	4	4.0	5	1	2	3	3	0	1	1.0

### Hannibal-LaGrange

	G-GS	Min	Avg	FG-FGA	Pct	3FG-3FGA	Pct	FT-FTA	Pct	Off	Def	Tot	Avg	PF	FO	A	TO	Blk	Stl	Pts	Avg
Marland Smith	1-0	24	24.0	8-14	.571	5-10	.500	0-0	.000	0	1	1	1.0	2	0	6	1	0	5	21	21.0
Leon Powell	1-1	23	23.0	4-8	.500	0-0	.000	4-5	.800	1	4	5	5.0	0	0	0	1	3	0	12	12.0
Zach House	1-0	13	13.0	3-5	.600	0-0	.000	3-3	1.000	1	2	3	3.0	4	0	0	2	4	1	9	9.0
Lucas Nutt	1-0	20	20.0	2-3	.667	1-1	1.000	0-0	.000	1	2	3	3.0	2	0	5	1	0	0	5	5.0
Waylon Jones	1-0	8	8.0	1-1	1.000	0-0	.000	2-3	.667	0	2	2	2.0	1	0	0	1	3	0	4	4.0
Marcus Brister	1-1	20	20.0	1-3	.333	0-0	.000	1-3	.333	1	1	2	2.0	0	0	8	1	0	2	3	3.0

### Illinois State

	G-GS	Min	Avg	FG-FGA	Pct	3FG-3FGA	Pct	FT-FTA	Pct	Off	Def	Tot	Avg	PF	FO	A	TO	Blk	Stl	Pts	Avg
Marland Smith	1-1	18	18.0	2-6	.333	2-4	.500	0-0	.000	0	1	1	1.0	4	0	1	4	0	0	6	6.0
Lucas Nutt	1-0	18	18.0	1-4	.250	0-1	.000	0-0	.000	0	1	1	1.0	0	0	2	2	0	1	2	2.0

### Iowa State

	G-GS	Min	Avg	FG-FGA	Pct	3FG-3FGA	Pct	FT-FTA	Pct	Off	Def	Tot	Avg	PF	FO	A	TO	Blk	Stl	Pts	Avg
Marcus Brister	1-0	29	29.0	3-8	.375	0-0	.000	5-5	1.000	2	3	5	5.0	2	0	4	5	0	1	11	11.0
Lucas Nutt	1-1	21	21.0	1-6	.167	1-6	.167	4-6	.667	0	0	0	0.0	3	0	1	5	0	0	7	7.0
Leon Powell	1-1	28	28.0	3-4	.750	0-0	.000	1-2	.500	1	5	6	6.0	2	0	3	4	1	0	7	7.0
Nate Schulte	1-1	27	27.0	2-8	.250	2-5	.400	0-0	.000	1	1	2	2.0	2	0	0	1	0	1	6	6.0
Marland Smith	1-0	21	21.0	1-8	.125	1-6	.167	2-2	1.000	3	3	6	6.0	3	0	2	2	0	0	5	5.0
Zach House	1-1	9	9.0	0-3	.000	0-0	.000	2-2	1.000	3	2	5	5.0	3	0	0	0	0	0	2	2.0
Waylon Jones	1-0	14	14.0	0-2	.000	0-0	.000	0-0	.000	1	0	1	1.0	1	0	1	1	0	0	0	0.0

### Jacksonville State

	G-GS	Min	Avg	FG-FGA	Pct	3FG-3FGA	Pct	FT-FTA	Pct	Off	Def	Tot	Avg	PF	FO	A	TO	Blk	Stl	Pts	Avg
Lucas Nutt	2-2	71	35.5	7-20	.350	2-9	.222	13-15	.867	3	4	7	3.5	1	0	12	7	0	3	29	14.5
Marland Smith	4-3	126	31.5	15-31	.484	6-19	.316	5-6	.833	4	9	13	3.3	12	1	9	8	0	5	41	10.3
Leon Powell	2-2	57	28.5	4-7	.571	0-0	.000	5-12	.417	3	21	24	12.0	8	1	0	4	2	1	13	6.5
Zach House	2-0	30	15.0	2-4	.500	0-0	.000	0-0	.000	0	4	4	2.0	6	0	0	1	0	2	4	2.0
Waylon Jones	2-0	10	5.0	2-3	.667	0-0	.000	0-0	.000	1	2	3	1.5	4	0	0	0	0	0	4	2.0
Marcus Brister	2-0	39	19.5	1-5	.200	0-0	.000	0-3	.000	0	3	3	1.5	3	0	4	6	0	1	2	1.0

### Memphis

	G-GS	Min	Avg	FG-FGA	Pct	3FG-3FGA	Pct	FT-FTA	Pct	Off	Def	Tot	Avg	PF	FO	A	TO	Blk	Stl	Pts	Avg
Marland Smith	1-1	32	32.0	6-12	.500	2-6	.333	1-2	.500	2	4	6	6.0	1	0	2	0	0	0	15	15.0
Anthony Allison	1-1	27	27.0	1-10	.100	1-3	.333	2-2	1.000	0	1	1	1.0	2	0	2	5	0	1	5	5.0

### UMKC

	G-GS	Min	Avg	FG-FGA	Pct	3FG-3FGA	Pct	FT-FTA	Pct	Off	Def	Tot	Avg	PF	FO	A	TO	Blk	Stl	Pts	Avg
Leon Powell	1-1	26	26.0	5-9	.556	0-0	.000	3-6	.500	3	2	5	5.0	4	0	0	3	0	0	13	13.0
Lucas Nutt	1-0	23	23.0	3-6	.500	0-1	.000	3-4	.750	0	3	3	3.0	4	0	3	0	0	2	9	9.0
Nick Niemczyk	1-0	29	29.0	3-7	.429	2-4	.500	0-0	.000	0	3	3	3.0	0	0	1	0	0	1	8	8.0
Marland Smith	1-1	32	32.0	3-14	.214	1-6	.167	0-0	.000	0	3	3	3.0	3	0	2	1	0	1	7	7.0



# SOUTHEAST MISSOURI STATE UNIVERSITY REDHAWKS BASKETBALL

## RETURNEE STATISTICS

Marcus Brister	1-1	21	21.0	3-6	.500	0-0	.000	0-0	.000	2	3	5	5.0	1	0	3	3	0	0	6	6.0
Zach House	1-1	20	20.0	0-1	.000	0-0	.000	2-2	1.000	1	3	4	4.0	3	0	1	0	2	0	2	2.0
Waylon Jones	1-0	13	13.0	0-0	.000	0-0	.000	1-2	.500	0	2	2	2.0	4	0	0	2	0	1	1	1.0

### Morehead State

	G-GS	Min	Avg	FG-FGA	Pct	3FG-3FGA	Pct	FT-FTA	Pct	Off	Def	Tot	Avg	PF	FO	A	TO	Blk	Stl	Pts	Avg
Leon Powell	2-2	71	35.5	11-19	.579	0-0	.000	9-13	.692	5	10	15	7.5	9	1	0	4	1	2	31	15.5
Lucas Nutt	2-2	72	36.0	7-20	.350	6-13	.462	4-5	.800	0	0	0	0.0	4	0	4	9	0	3	24	12.0
Marland Smith	4-2	96	24.0	9-39	.231	6-24	.250	3-5	.600	4	13	17	4.3	6	0	4	7	0	1	27	6.8
Marcus Brister	2-0	52	26.0	3-8	.375	0-0	.000	1-5	.200	1	7	8	4.0	3	0	9	8	0	2	7	3.5
Waylon Jones	1-0	18	18.0	1-1	1.000	0-0	.000	0-0	.000	2	1	3	3.0	2	0	0	0	0	0	2	2.0
Zach House	2-0	6	3.0	0-1	.000	0-0	.000	0-0	.000	1	0	1	0.5	3	0	1	1	1	0	0	0.0

### Murray State

	G-GS	Min	Avg	FG-FGA	Pct	3FG-3FGA	Pct	FT-FTA	Pct	Off	Def	Tot	Avg	PF	FO	A	TO	Blk	Stl	Pts	Avg
Leon Powell	2-2	62	31.0	13-24	.542	0-0	.000	10-19	.526	10	8	18	9.0	9	1	3	1	1	2	36	18.0
Marland Smith	4-3	140	35.0	22-48	.458	11-28	.393	15-18	.833	2	12	14	3.5	8	0	5	13	0	6	70	17.5
Lucas Nutt	2-2	64	32.0	3-14	.214	1-7	.143	5-5	1.000	0	2	2	1.0	5	0	4	9	0	1	12	6.0
Marcus Brister	2-0	45	22.5	1-6	.167	0-0	.000	1-7	.143	1	4	5	2.5	3	0	2	5	0	2	3	1.5
Waylon Jones	2-0	19	9.5	1-1	1.000	0-0	.000	0-0	.000	1	1	2	1.0	3	0	0	1	0	0	2	1.0
Zach House	2-0	16	8.0	0-3	.000	0-0	.000	0-0	.000	0	3	3	1.5	5	1	0	0	3	1	0	0.0

### Norfolk State

	G-GS	Min	Avg	FG-FGA	Pct	3FG-3FGA	Pct	FT-FTA	Pct	Off	Def	Tot	Avg	PF	FO	A	TO	Blk	Stl	Pts	Avg
Marland Smith	1-1	30	30.0	5-10	.500	3-6	.500	0-1	.000	0	2	2	2.0	1	0	1	0	0	1	13	13.0
Lucas Nutt	1-0	4	4.0	0-0	.000	0-0	.000	0-0	.000	0	0	0	0.0	0	0	1	0	0	0	0	0.0

### Northern Illinois

	G-GS	Min	Avg	FG-FGA	Pct	3FG-3FGA	Pct	FT-FTA	Pct	Off	Def	Tot	Avg	PF	FO	A	TO	Blk	Stl	Pts	Avg
Marland Smith	1-1	15	15.0	2-5	.400	2-3	.667	0-0	.000	0	1	1	1.0	2	0	1	0	0	0	6	6.0
Lucas Nutt	1-0	9	9.0	1-1	1.000	0-0	.000	0-0	.000	0	1	1	1.0	2	0	0	1	0	0	2	2.0

### St. Bonaventure

	G-GS	Min	Avg	FG-FGA	Pct	3FG-3FGA	Pct	FT-FTA	Pct	Off	Def	Tot	Avg	PF	FO	A	TO	Blk	Stl	Pts	Avg
Lucas Nutt	1-0	22	22.0	1-6	.167	1-2	.500	2-2	1.000	1	0	1	1.0	1	0	4	2	0	2	5	5.0
Marland Smith	1-1	20	20.0	2-7	.286	1-4	.250	0-0	.000	1	2	3	3.0	1	0	2	3	0	1	5	5.0

### Sacramento State

	G-GS	Min	Avg	FG-FGA	Pct	3FG-3FGA	Pct	FT-FTA	Pct	Off	Def	Tot	Avg	PF	FO	A	TO	Blk	Stl	Pts	Avg
Lucas Nutt	1-1	38	38.0	5-8	.625	3-6	.500	4-4	1.000	0	3	3	3.0	0	0	5	2	0	2	17	17.0
Marland Smith	1-1	35	35.0	5-14	.357	4-8	.500	2-2	1.000	2	3	5	5.0	1	0	2	1	0	0	16	16.0
Leon Powell	1-1	30	30.0	7-10	.700	0-0	.000	1-1	1.000	6	1	7	7.0	4	0	0	2	4	0	15	15.0
Marcus Brister	1-0	23	23.0	1-2	.500	0-0	.000	2-2	1.000	1	4	5	5.0	1	0	3	3	0	1	4	4.0
Waylon Jones	1-0	17	17.0	1-2	.500	0-0	.000	0-0	.000	2	2	4	4.0	1	0	3	0	0	1	2	2.0
Zach House	1-0	6	6.0	0-1	.000	0-0	.000	0-0	.000	0	3	3	3.0	0	0	0	1	0	0	0	0.0

### Saint Louis

	G-GS	Min	Avg	FG-FGA	Pct	3FG-3FGA	Pct	FT-FTA	Pct	Off	Def	Tot	Avg	PF	FO	A	TO	Blk	Stl	Pts	Avg
Anthony Allison	1-1	30	30.0	4-8	.500	1-1	1.000	1-1	1.000	0	1	1	1.0	1	0	0	2	0	1	10	10.0
Cameron Butler	1-1	26	26.0	0-5	.000	0-0	.000	2-2	1.000	1	1	2	2.0	5	1	1	3	0	0	2	2.0
Marland Smith	1-1	10	10.0	0-2	.000	0-0	.000	0-0	.000	1	1	2	2.0	1	0	0	2	0	0	0	0.0

### SIU Edwardsville

	G-GS	Min	Avg	FG-FGA	Pct	3FG-3FGA	Pct	FT-FTA	Pct	Off	Def	Tot	Avg	PF	FO	A	TO	Blk	Stl	Pts	Avg
Marland Smith	2-2	74	37.0	17-32	.531	6-14	.429	4-5	.800	1	6	7	3.5	4	0	3	3	0	3	44	22.0
Leon Powell	1-1	24	24.0	7-8	.875	0-0	.000	1-6	.167	5	7	12	12.0	4	0	4	0	1	1	15	15.0
Lucas Nutt	1-1	34	34.0	3-8	.375	1-2	.500	7-7	1.000	2	2	4	4.0	1	0	6	2	0	0	14	14.0
Zach House	1-0	14	14.0	1-2	.500	0-0	.000	2-2	1.000	1	2	3	3.0	3	0	0	0	0	0	4	4.0
Marcus Brister	1-0	30	30.0	0-1	.000	0-0	.000	2-7	.286	1	7	8	8.0	3	0	2	2	0	2	2	2.0
Waylon Jones	1-0	2	2.0	0-0	.000	0-0	.000	0-0	.000	0	1	1	1.0	0	0	0	1	0	0	0	0.0





# SOUTHEAST MISSOURI STATE UNIVERSITY REDHAWKS BASKETBALL

## RETURNEE STATISTICS

### Southern Illinois

	<u>G-GS</u>	<u>Min</u>	<u>Avg</u>	<u>FG-FGA</u>	<u>Pct</u>	<u>3FG-3FGA</u>	<u>Pct</u>	<u>FT-FTA</u>	<u>Pct</u>	<u>Off</u>	<u>Def</u>	<u>Tot</u>	<u>Avg</u>	<u>PF</u>	<u>FO</u>	<u>A</u>	<u>TO</u>	<u>Blk</u>	<u>Stl</u>	<u>Pts</u>	<u>Avg</u>
Leon Powell	1-1	20	20.0	6-6	1.000	0-0	.000	0-0	.000	0	3	3	3.0	5	1	0	1	1	1	12	12.0
Marcus Brister	1-0	24	24.0	2-5	.400	0-0	.000	4-8	.500	1	2	3	3.0	2	0	5	6	0	0	8	8.0
Marland Smith	2-1	58	29.0	4-17	.235	1-6	.167	2-4	.500	1	4	5	2.5	6	0	5	8	0	3	11	5.5
Lucas Nutt	2-1	38	19.0	2-6	.333	1-1	1.000	3-4	.750	0	5	5	2.5	1	0	5	4	0	0	8	4.0
Zach House	1-1	12	12.0	0-2	.000	0-0	.000	2-4	.500	2	2	4	4.0	4	0	0	0	0	0	2	2.0
Waylon Jones	1-0	14	14.0	0-2	.000	0-0	.000	2-2	1.000	0	2	2	2.0	5	1	1	0	2	0	2	2.0

### SMU

	<u>G-GS</u>	<u>Min</u>	<u>Avg</u>	<u>FG-FGA</u>	<u>Pct</u>	<u>3FG-3FGA</u>	<u>Pct</u>	<u>FT-FTA</u>	<u>Pct</u>	<u>Off</u>	<u>Def</u>	<u>Tot</u>	<u>Avg</u>	<u>PF</u>	<u>FO</u>	<u>A</u>	<u>TO</u>	<u>Blk</u>	<u>Stl</u>	<u>Pts</u>	<u>Avg</u>
Marland Smith	1-1	38	38.0	7-18	.389	4-9	.444	2-2	1.000	2	4	6	6.0	1	0	2	2	0	0	20	20.0
Marcus Brister	1-0	24	24.0	1-3	.333	0-0	.000	5-8	.625	0	5	5	5.0	5	1	2	1	0	3	7	7.0
Leon Powell	1-1	35	35.0	1-4	.250	0-0	.000	4-10	.400	4	5	9	9.0	4	0	0	3	2	0	6	6.0
Lucas Nutt	1-1	22	22.0	1-3	.333	0-2	.000	2-2	1.000	1	2	3	3.0	4	0	3	1	0	0	4	4.0
Zach House	1-0	22	22.0	1-4	.250	0-0	.000	1-4	.250	3	4	7	7.0	2	0	0	1	0	0	3	3.0

### Tennessee State

	<u>G-GS</u>	<u>Min</u>	<u>Avg</u>	<u>FG-FGA</u>	<u>Pct</u>	<u>3FG-3FGA</u>	<u>Pct</u>	<u>FT-FTA</u>	<u>Pct</u>	<u>Off</u>	<u>Def</u>	<u>Tot</u>	<u>Avg</u>	<u>PF</u>	<u>FO</u>	<u>A</u>	<u>TO</u>	<u>Blk</u>	<u>Stl</u>	<u>Pts</u>	<u>Avg</u>
Leon Powell	2-2	65	32.5	13-19	.684	0-0	.000	6-10	.600	3	4	7	3.5	7	0	0	2	4	3	32	16.0
Marland Smith	4-3	123	30.8	20-60	.333	8-33	.242	13-16	.813	4	13	17	4.3	11	0	8	5	0	6	61	15.3
Lucas Nutt	3-2	85	28.3	11-14	.786	4-6	.667	9-11	.818	1	4	5	1.7	4	0	12	9	0	3	35	11.7
Marcus Brister	2-0	43	21.5	2-8	.250	0-1	.000	1-3	.333	1	10	11	5.5	4	0	4	6	0	0	5	2.5
Waylon Jones	2-0	19	9.5	2-2	1.000	0-0	.000	0-0	.000	1	0	1	0.5	6	0	1	1	0	0	4	2.0
Zach House	2-1	26	13.0	0-0	.000	0-0	.000	0-0	.000	1	4	5	2.5	1	0	0	1	2	0	0	0.0

### Tennessee Tech

	<u>G-GS</u>	<u>Min</u>	<u>Avg</u>	<u>FG-FGA</u>	<u>Pct</u>	<u>3FG-3FGA</u>	<u>Pct</u>	<u>FT-FTA</u>	<u>Pct</u>	<u>Off</u>	<u>Def</u>	<u>Tot</u>	<u>Avg</u>	<u>PF</u>	<u>FO</u>	<u>A</u>	<u>TO</u>	<u>Blk</u>	<u>Stl</u>	<u>Pts</u>	<u>Avg</u>
Marland Smith	4-4	126	31.5	21-47	.447	10-24	.417	13-15	.867	3	9	12	3.0	11	1	9	6	1	8	65	16.3
Leon Powell	2-2	65	32.5	11-21	.524	0-0	.000	5-11	.455	14	7	21	10.5	6	0	1	2	2	3	27	13.5
Lucas Nutt	2-2	61	30.5	6-13	.462	3-5	.600	11-14	.786	0	4	4	2.0	5	0	7	5	0	0	26	13.0
Marcus Brister	2-0	52	26.0	5-11	.455	0-0	.000	1-3	.333	1	6	7	3.5	8	1	5	3	0	1	11	5.5
Zach House	2-0	18	9.0	1-3	.333	0-0	.000	0-0	.000	1	1	2	1.0	3	0	1	1	0	0	2	1.0

### UT Martin

	<u>G-GS</u>	<u>Min</u>	<u>Avg</u>	<u>FG-FGA</u>	<u>Pct</u>	<u>3FG-3FGA</u>	<u>Pct</u>	<u>FT-FTA</u>	<u>Pct</u>	<u>Off</u>	<u>Def</u>	<u>Tot</u>	<u>Avg</u>	<u>PF</u>	<u>FO</u>	<u>A</u>	<u>TO</u>	<u>Blk</u>	<u>Stl</u>	<u>Pts</u>	<u>Avg</u>
Leon Powell	2-2	73	36.5	15-21	.714	0-0	.000	14-20	.700	5	11	16	8.0	6	0	3	2	11	2	44	22.0
Lucas Nutt	2-2	70	35.0	10-22	.455	4-11	.364	10-12	.833	2	4	6	3.0	5	0	12	5	0	1	34	17.0
Marland Smith	4-4	136	34.0	21-53	.396	10-34	.294	9-11	.818	3	15	18	4.5	14	0	8	7	1	3	61	15.3
Marcus Brister	2-0	37	18.5	4-6	.667	0-0	.000	2-6	.333	3	6	9	4.5	1	0	7	3	0	1	10	5.0
Waylon Jones	1-0	10	10.0	1-3	.333	0-0	.000	0-0	.000	2	3	5	5.0	4	0	1	1	0	0	2	2.0
Zach House	2-0	9	4.5	0-2	.000	0-0	.000	0-0	.000	0	2	2	1.0	3	0	0	2	0	0	0	0.0

### Williams Baptist College

	<u>G-GS</u>	<u>Min</u>	<u>Avg</u>	<u>FG-FGA</u>	<u>Pct</u>	<u>3FG-3FGA</u>	<u>Pct</u>	<u>FT-FTA</u>	<u>Pct</u>	<u>Off</u>	<u>Def</u>	<u>Tot</u>	<u>Avg</u>	<u>PF</u>	<u>FO</u>	<u>A</u>	<u>TO</u>	<u>Blk</u>	<u>Stl</u>	<u>Pts</u>	<u>Avg</u>
Marland Smith	1-1	17	17.0	8-16	.500	3-9	.333	0-0	.000	0	2	2	2.0	1	0	5	0	1	1	19	19.0
Lucas Nutt	1-0	27	27.0	4-8	.500	2-3	.667	0-0	.000	1	2	3	3.0	1	0	12	1	0	4	10	10.0





**SOUTHEAST MISSOURI STATE UNIVERSITY REDHAWKS  
YEAR IN REVIEW**







# SOUTHEAST MISSOURI STATE UNIVERSITY REDHAWKS BASKETBALL

## 2010-11 REVIEW

Southeast Missouri overcame a slow start and battled through its share of adversity to make its first Ohio Valley Conference Tournament appearance since 2006-07.

Southeast started the year winless in its first 10 games, but went 10-12 in its final 22 contests to post an overall record of 10-22 and finish seventh in the conference with a 6-12 mark.

"I am most proud of our team in the way we played and competed," said Southeast head coach Dickey Nutt. "It would have been very easy to let go of the rope early on in December and January when we were not having much success."

The Redhawks lost a total of four players, including three to injury, and another who left the team for personal reasons. Those losses left Southeast with only eight players for most of the 2010-11 season.

"We lacked depth and couldn't

pressure the ball the way we would have liked," said Nutt. "However, we played hard and made some significant improvements over the course of the season."

If anything else, Southeast became a cohesive unit. That, in itself, is a major step forward when you are trying to turn around a program.

"Getting to the OVC Tournament was a good step for us," added Nutt. "It may be a baby step, but I feel like the future is going to be bright."

The Redhawks were led by Leon Powell, who had an outstanding year after being sidelined with a knee injury for his first season at Southeast in 2009-10.

A native of St. Louis, Mo., Powell led the nation in field goal percentage (63.0 pct.) and finished as Southeast's top scorer (14.1 ppg), rebounder (7.7 rpg) and shot-blocker (50). He scored double figures in 25 of his 32



**LUCAS NUTT**

starts, earning both Second-Team All-OVC and All-Newcomer Team honors.

"Leon is a guy we have built this program around my first two years here," said Nutt.

Bell City, Mo., native Nick Niemczyk was Southeast's biggest threat off the bench early in the season. However, Niemczyk suffered a season-ending knee injury five games in. He averaged 13.4 points per game as the Redhawks second-leading scorer.

Marland Smith, Anthony Allison and Lucas Nutt were Southeast's other double-digit scorers.

Smith ranked third on the team with 12 points per game and knocked down a team-high 62 three-pointers.

Allison followed with 11.9 points per game and ranked fourth on the team with 47 assists.

Meanwhile, Nutt averaged 10 points and led the Redhawks with

112 assists. A two-time OVC Freshman of the Week, Nutt ranked fourth in scoring among all freshmen in the league last season.

Cameron Butler was hampered with a nagging foot injury, but played through pain a good chunk of the season.

Butler contributed 5.6 points and 5.9 rebounds in 24.7 minutes per game. He was the Redhawks second-leading rebounder.

Marcus Brister, Waylon Jones and Zach House gave Southeast a big lift in reserve roles down the stretch.

Brister, one of Southeast's top defensive players, scored double figures in each of his last three games of the season.

Jones and House steadily improved as the year progressed and did some nice things underneath the basket.

Powell, Smith, Nutt, Brister, Jones and House all return in 2011-12.



**LEON POWELL**



# SOUTHEAST MISSOURI STATE UNIVERSITY REDHAWKS BASKETBALL

2010-11 REVIEW

"Marcus was one of our most improved players," commented Nutt. "I'm really proud of his efforts."

Southeast may have took its lumps at the beginning of the year, but recovered with a strong finish and enjoyed some quality wins along the way.

The Redhawks came out of their 10-game losing streak by going 5-1 in their next six contests.

Southeast earned its first win of the season with a commanding 101-52 victory over Hannibal-LaGrange at home on Dec. 11.

Eight days later, the Redhawks opened OVC play with a road sweep of Jacksonville State (Dec. 19) and Tennessee Tech (Dec. 21).

Smith netted a game-high 23 points to help Southeast snap a 12-game losing streak at TTU, dating back to 1999-00.

Following a road loss at SMU (Dec. 29), Southeast ran its

conference winning streak to four games with home victories over UT Martin (Jan. 3) and Eastern Illinois (Jan. 8).

The Redhawks gave Nutt his 200th career victory with an 82-75 win over the Skyhawks. Powell scored an OVC single-game high 36 points to lead Southeast in that game.

Southeast stayed right at .500 (5-5) in February and March.

The Redhawks posted back-to-back road wins at Eastern Illinois (Feb. 5) and SIU Edwardsville (Feb. 7).

One of the biggest wins of the year came nine days after that when Southeast upended eventual OVC regular-season champion Murray State, 64-57, at the Show Me Center on Feb. 16. The Redhawks punched their ticket to the league's postseason tournament with that win over the Racers.

"This is what you work for," said Nutt after the Murray State



**MARCUS BRISTER**

contest. "I thought we set the tone. We were patient early and it paid off in the end."

Powell's double-double 19 points and 10 rebounds helped Southeast put a stop to Murray's then eight-game winning streak.

Southeast followed that up with a 67-52 win at home over Sacramento State in a ESPN Bracket-Buster matchup on Feb. 19.

The Redhawks then entered the OVC Tournament as the No. 7 seed and rallied behind a double-double 20 points and 11 rebounds by Smith to dismantle sixth-seeded Eastern Kentucky in the first round on Mar. 2.

Southeast, which earned its first OVC Tournament win since 2005 with a 65-49 victory over the Colonels, held ECU to a season-low 49 points in the first half.

"I thought we executed offensively and defensively, and played at a high level," said Nutt. "Our guys just refused to lose."

The Redhawks held ECU scoreless for a span of 7:15 and went on a 13-0 run in the second half to put the game out of reach.

Southeast's season ended the next night with a 75-52 loss to Austin Peay in the quarterfinals.

The Redhawks OVC Tournament appearance ended a three-year absence from postseason play.

"To come in the OVC Tournament and make a statement like we did was huge for us," said Nutt. "We want to get to the postseason and it was good to get a little taste of that last year."

Southeast doubled its OVC win total during the regular-season, from three wins to six. Six of the top eight players return for Nutt in 2011-12. Nutt inherited a 3-27 team when he took over as Southeast's coach in 2009-10. Although he feels his rebuilding project isn't close to complete, Nutt has the right pieces in place for a turnaround in Redhawk Basketball.



**MARLAND SMITH**





# SOUTHEAST MISSOURI STATE UNIVERSITY REDHAWKS BASKETBALL

## FINAL STATISTICS

All Games (10-22; 5-8 Home; 4-13 Away; 1-1 Neutral; 6-12 and 7th in the OVC)

		TOTAL					3-PTS			REBOUNDS																
No.	Player	GP	GS	Min	Avg	FG	FGA	Pct	3FG	3FGA	Pct	FT	FTA	Pct	Off	Def	Tot	Avg	PF	FO	A	TO	Blk	Stl	Pts	Avg
42	Leon Powell	32	32	1007	31.5	172	273	.630	0	0	.000	108	205	.527	103	144	247	7.7	117	8	32	58	50	19	452	14.1
3	Nick Niemczyk	5	0	157	31.4	23	57	.404	13	30	.433	8	10	.800	3	15	18	3.6	14	0	7	9	0	3	67	13.4
23	Marland Smith	32	25	955	29.8	130	370	.351	62	207	.300	62	79	.785	26	103	129	4.0	80	2	54	56	4	29	384	12.0
20	Anthony Allison	32	32	981	30.7	135	348	.388	34	100	.340	77	106	.726	11	60	71	2.2	89	2	47	55	5	14	381	11.9
13	Lucas Nutt	32	26	954	29.8	88	209	.421	47	116	.405	96	117	.821	15	58	73	2.3	63	0	112	80	0	21	319	10.0
24	Nate Schulte	10	5	219	21.9	26	61	.426	7	22	.318	18	28	.643	22	33	55	5.5	21	0	7	12	2	5	77	7.7
1	Cameron Butler	25	22	618	24.7	50	94	.532	0	0	.000	41	78	.526	45	103	148	5.9	76	3	14	46	14	10	141	5.6
2	Marcus Brister	32	8	768	24.0	58	145	.400	0	3	.000	51	118	.432	29	91	120	3.8	64	2	95	88	2	30	167	5.2
31	Rae-Vonn Banks	16	0	139	8.7	16	30	.533	0	0	.000	4	10	.400	15	10	25	1.6	26	1	2	7	4	3	36	2.3
40	Zach House	32	9	373	11.7	20	66	.303	0	0	.000	17	27	.630	28	55	83	2.6	64	1	6	20	25	7	57	1.8
15	Waylon Jones	26	1	279	10.7	13	25	.520	0	0	.000	10	16	.625	13	36	49	1.9	62	3	13	24	15	5	36	1.4
TM	TEAM														36	56	92	2.9	1			8			0	
	Total.....	32	-	6450	-	731	1678	.436	163	478	.341	492	794	.620	346	764	1110	34.7	677	22	389	463	121	146	2117	66.2
	Opponents.....	32	-	6450	-	777	1777	.437	170	506	.336	557	776	.718	351	771	1122	35.1	679	-	389	386	110	208	2281	71.3

## 2010-11 Results

Date	Opponent	Result	Score	Attendance	Team Statistics	SEMO	Opponent
11-13-10	at UAB	L	56-78	2787	SCORING.....	2117	2281
11-16-10	at Florida Gulf Coast	L	78-89	2011	Points per game.....	66.2	71.3
11-20-10	at UMKC	L	62-70	1017	Scoring margin.....	-5.1	-
11-22-10	GRAMBLING STATE	L	76-77 <sup>OT</sup>	1393	FIELD GOALS-ATTEMPTED .....	731-1678	777-1777
11-24-10	at Arkansas	L	56-66	10636	Field goal percentage .....	.436	.437
11-27-10	ARKANSAS STATE	L	50-56	1555	3 POINT FIELD GOALS-ATTEMPTED .....	163-478	170-506
12-02-10	AUSTIN PEAY*	L	60-78	1758	3-point FG percentage.....	.341	.336
12-04-10	TENNESSEE STATE*	L	67-77	1751	3-pt FG made per game .....	5.1	5.3
12-06-10	at Iowa State	L	58-85	12502	FREE THROWS-ATTEMPTED .....	492-794	557-776
12-08-10	at Southern Illinois	L	68-83	4081	Free throw percentage.....	.620	.718
12-11-10	HANNIBAL-LAGRANGE	W	101-52	1607	Free throws made per game.....	15.4	17.4
12-19-10	at Jacksonville State*	W	76-67	538	REBOUNDS .....	1110	1122
12-21-10	at Tennessee Tech*	W	77-75	1068	Rebounds per game .....	34.7	35.1
12-29-10	at SMU	L	59-71	1464	Rebounding margin .....	-0.4	-
01-03-11	UT MARTIN*	W	82-75	1390	ASSISTS .....	389	389
01-08-11	EASTERN ILLINOIS*	W	78-75	2252	Assists per game .....	12.2	12.2
01-13-11	MOREHEAD STATE*	L	63-76	1903	TURNOVERS .....	463	386
01-15-11	EASTERN KENTUCKY*	L	52-64	2353	Turnovers per game .....	14.5	12.1
01-20-11	at UT Martin*	L	69-79	610	Turnover margin .....	-2.4	-
01-22-11	at Murray State*	L	58-96	4830	Assist/turnover ratio .....	0.8	1.0
01-27-11	JACKSONVILLE STATE*	L	56-65 <sup>OT</sup>	2393	STEALS.....	146	208
01-29-11	TENNESSEE TECH*	L	86-93	5966	Steals per game.....	4.6	6.5
02-05-11	at Eastern Illinois*	W	70-64	1108	BLOCKS .....	121	110
02-07-11	at SIU Edwardsville	W	83-63	982	Blocks per game.....	3.8	3.4
02-10-11	at Eastern Kentucky*	L	64-77	2600	ATTENDANCE .....	28798	58880
02-12-11	at Morehead State*	L	52-64	5435	Home games-Avg/Game .....	13-2215	17-3300
02-16-11	MURRAY STATE*	W	64-57	1794	Neutral site-Avg/Game .....	-	2-1391
02-19-11	SACRAMENTO STATE!	W	67-52	2683			
02-24-11	at Tennessee State*	L	52-57	876			
02-26-11	at Austin Peay*	L	52-75	3553			
03-02-11	vs. Eastern Kentucky#	W	65-49	1323			
03-03-11	vs. Austin Peay#	L	60-76	1459			

\* - Ohio Valley Conference Game

HOME GAMES IN ALL CAPS

! - ESPN BracketBuster

# - Ohio Valley Conference Tournament (Nashville, Tenn.)

Score by Periods	1st	2nd	OT	Totals
Southeast Missouri	970	1127	20	2117
Opponents	1108	1143	30	2281



# SOUTHEAST MISSOURI STATE UNIVERSITY REDHAWKS BASKETBALL

## FINAL STATISTICS

### Conference Games (6-12 Overall; 3-6 Home; 3-6 Away)

		TOTAL					3-PTS			REBOUNDS																	
No.	Player	GP	GS	Min	Avg	FG	FGA	Pct	3FG	3FGA	Pct	FT	FTA	Pct	Off	Def	Tot	Avg	PF	FO	A	TO	Blk	Stl	Pts	Avg	
42	Leon Powell	18	18	582	32.3	101	156	.647	0	0	.000	76	132	.576	61	85	146	8.1	68	5	14	35	30	14	278	15.4	
23	Marland Smith	18	16	580	32.2	77	215	.358	34	123	.276	48	59	.814	14	57	71	3.9	46	2	33	34	3	17	236	13.1	
20	Anthony Allison	18	18	594	33.0	79	205	.385	17	62	.274	45	66	.682	3	36	39	2.2	51	0	31	30	3	7	220	12.2	
13	Lucas Nutt	18	17	587	32.6	59	140	.421	32	77	.416	63	78	.808	9	29	38	2.1	33	0	67	55	0	14	213	11.8	
24	Nate Schulte	2	2	57	28.5	6	18	.333	0	6	.000	5	10	.500	4	7	11	5.5	8	0	4	6	1	0	17	8.5	
1	Cameron Butler	16	16	480	30.0	36	69	.522	0	0	.000	38	67	.567	33	84	117	7.3	49	2	6	28	12	9	110	6.9	
2	Marcus Brister	18	1	422	23.4	29	73	.397	0	1	.000	11	44	.250	12	51	63	3.5	34	1	53	45	2	12	69	3.8	
31	Rae-Vonn Banks	7	0	63	9.0	5	11	.455	0	0	.000	1	3	.333	7	7	14	2.0	16	1	0	5	2	0	11	1.6	
15	Waylon Jones	13	1	117	9.0	8	11	.727	0	0	.000	0	1	.000	8	12	20	1.5	29	0	3	7	2	2	16	1.2	
40	Zach House	18	1	143	7.9	3	19	.158	0	0	.000	2	4	.500	4	17	21	1.2	28	1	2	7	8	4	8	0.4	
TM	TEAM														24	35	59	3.3	0			5			0		
	Total.....	18	-	3625	-	403	917	.439	83	269	.309	289	464	.623	179	420	599	33.3	362	12	213	257	63	79	1178	65.4	
	Opponents.....	18	-	3625	-	458	1022	.448	99	283	.350	299	407	.735	201	431	632	35.1	389	-	220	207	53	115	1314	73.0	

### Home Games (5-8 Overall, 3-6 OVC)

		TOTAL					3-PTS			REBOUNDS																	
No.	Player	GP	GS	Min	Avg	FG	FGA	Pct	3FG	3FGA	Pct	FT	FTA	Pct	Off	Def	Tot	Avg	PF	FO	A	TO	Blk	Stl	Pts	Avg	
42	Leon Powell	13	13	418	32.2	76	113	.673	0	0	.000	55	101	.545	42	54	96	7.4	44	3	7	26	20	9	207	15.9	
20	Anthony Allison	13	13	425	32.7	59	154	.383	20	58	.345	41	58	.707	5	30	35	2.7	37	0	24	15	1	6	179	13.8	
3	Nick Niemczyk	2	0	64	32.0	10	25	.400	5	14	.357	2	4	.500	3	4	7	3.5	8	0	1	5	0	1	27	13.5	
13	Lucas Nutt	13	10	382	29.4	45	89	.506	21	46	.457	48	59	.814	5	20	25	1.9	27	0	45	36	0	12	159	12.2	
24	Nate Schulte	4	3	118	29.5	14	32	.438	4	14	.286	11	20	.550	12	21	33	8.3	11	0	5	7	1	2	43	10.8	
23	Marland Smith	13	9	362	27.8	43	130	.331	19	81	.235	27	32	.844	11	38	49	3.8	29	1	25	15	0	14	132	10.2	
1	Cameron Butler	9	9	270	30.0	14	39	.359	0	0	.000	22	32	.688	18	37	55	6.1	29	1	6	11	3	4	50	5.6	
2	Marcus Brister	13	4	292	22.5	19	48	.396	0	0	.000	11	29	.379	12	34	46	3.5	24	1	37	29	0	11	49	3.8	
31	Rae-Vonn Banks	8	0	77	9.6	9	18	.500	0	0	.000	2	6	.333	10	8	18	2.3	12	0	0	3	3	1	20	2.5	
40	Zach House	13	3	134	10.3	9	23	.391	0	0	.000	5	8	.625	12	18	30	2.3	18	0	3	15	11	3	23	1.8	
15	Waylon Jones	10	1	108	10.8	5	7	.714	0	0	.000	3	5	.600	4	13	17	1.7	24	1	6	9	8	1	13	1.3	
TM	TEAM														10	30	40	3.1	0			4			0		
	Total.....	13	-	2650	-	303	678	.447	69	213	.324	227	354	.641	144	307	451	34.7	263	7	159	175	47	64	902	69.4	
	Opponents.....	13	-	2650	-	310	728	.426	61	192	.318	216	300	.720	150	297	447	34.4	295	-	130	162	31	75	897	69.0	

### Away Games (4-13 Overall, 3-6 OVC)

		TOTAL					3-PTS			REBOUNDS																			
No.	Player	GP	GS	Min	Avg	FG	FGA	Pct	3FG	3FGA	Pct	FT	FTA	Pct	Off	Def	Tot	Avg	PF	FO	A	TO	Blk	Stl	Pts	Avg			
42	Leon Powell	17	17	519	30.5	89	145	.614	0	0	.000	50	95	.526	56	82	138	8.1	66	4	16	31	25	10	228	13.4			
23	Marland Smith	17	14	517	30.4	79	217	.364	36	110	.327	33	41	.805	12	49	61	3.6	43	1	29	36	3	15	227	13.4			
3	Nick Niemczyk	3	0	93	31.0	13	32	.406	8	16	.500	6	6	1.000	0	11	11	3.7	6	0	6	4	0	2	40	13.3			
20	Anthony Allison	17	17	486	28.6	64	171	.374	11	38	.289	30	41	.732	6	25	31	1.8	46	2	22	37	3	7	169	9.9			
13	Lucas Nutt	17	14	504	29.6	40	112	.357	24	65	.369	43	52	.827	10	32	42	2.5	33	0	57	43	0	8	147	8.6			
1	Cameron Butler	14	11	318	22.7	33	50	.660	0	0	.000	18	42	.429	25	57	82	5.9	39	2	8	29	10	6	84	6.0			
24	Nate Schulte	6	2	101	16.8	12	29	.414	3	8	.375	7	8	.875	10	12	22	3.7	10	0	2	5	1	3	34	5.7			
2	Marcus Brister	17	4	420	24.7	31	80	.388	0	3	.000	32	74	.432	17	49	66	3.9	36	1	52	56	2	17	94	5.5			
31	Rae-Vonn Banks	8	0	62	7.8	7	12	.583	0	0	.000	2	4	.500	5	2	7	0.9	14	1	2	4	1	2	16	2.0			
40	Zach House	17	6	215	12.6	9	39	.231	0	0	.000	10	17	.588	15	32	47	2.8	41	1	3	5	12	4	28	1.6			
15	Waylon Jones	14	0	165	11.8	8	18	.444	0	0	.000	7	11	.636	9	22	31	2.2	35	2	7	14	7	3	23	1.6			
TM	TEAM														23	26	49	2.9	0			4			0				
	Total.....	17	-	3400	-	385	905	.425	82	240	.342	238	391	.609	188	399	587	34.5	369	14	204	268	64	77	1090	64.1			
	Opponents.....	17	-	3400	-	426	939	.454	98	276	.355	309	431	.717	180	421	601	35.4	342	-	241	204	69	123	1259	74.1			





# SOUTHEAST MISSOURI STATE UNIVERSITY REDHAWKS BASKETBALL

## FINAL STATISTICS

### Neutral Games (1-1)

No.	Player	GP	GS	Min	Avg	TOTAL			3-PTS			REBOUNDS										Pts	Avg			
						FG	FGA	Pct	3FG	3FGA	Pct	FT	FTA	Pct	Off	Def	Tot	Avg	PF	FO	A			TO	Blk	Stl
20	Anthony Allison	2	2	70	35.0	12	23	.522	3	4	.750	6	7	.857	0	5	5	2.5	6	0	1	3	1	1	33	16.5
23	Marland Smith	2	2	76	38.0	8	23	.348	7	16	.438	2	6	.333	3	16	19	9.5	8	0	0	5	1	0	25	12.5
2	Marcus Brister	2	0	56	28.0	8	17	.471	0	0	.000	8	15	.533	0	8	8	4.0	4	0	6	3	0	2	24	12.0
42	Leon Powell	2	2	70	35.0	7	15	.467	0	0	.000	3	9	.333	5	8	13	6.5	7	1	9	1	5	0	17	8.5
13	Lucas Nutt	2	2	68	34.0	3	8	.375	2	5	.400	5	6	.833	0	6	6	3.0	3	0	10	1	0	1	13	6.5
1	Cameron Butler	2	2	30	15.0	3	5	.600	0	0	.000	1	4	.250	2	9	11	5.5	8	0	0	6	1	0	7	3.5
40	Zach House	2	0	24	12.0	2	4	.500	0	0	.000	2	2	1.000	1	5	6	3.0	5	0	0	0	2	0	6	3.0
15	Waylon Jones	2	0	6	3.0	0	0	.000	0	0	.000	0	0	.000	0	1	1	0.5	3	0	0	1	0	1	0	0.0
TM	TEAM														3	0	3	1.5	1			0			0	
	Total.....	2	-	400	-	43	95	.453	12	25	.480	27	49	.551	14	58	72	36.0	45	1	26	20	10	5	125	62.5
	Opponents.....	2	-	400	-	41	110	.373	11	38	.289	32	45	.711	21	53	74	37.0	42	-	18	20	10	10	125	62.5

### Game-by-Game Comparison

Game totals are displayed in the format SOUTHEAST MISSOURI/OPPONENT for each category

Opponent	1st	2nd	Score	Mar	Total FG	FG Pct	3-Pointers	3FG Pct	Free Throws	FT Pct	Rebounds	Assist	TO	Block	Steal	Fouls
UAB	21/40	35/38	56-78	(22)	21-50/27-62	.420/.435	7-15/5-24	.467/.208	7-14/19-24	.500/.792	32/38 (6)	12/19	18/7	4/4	4/10	23/17
Florida Gulf Coast	37/36	41/53	78-89	(11)	31-63/33-59	.492/.559	5-15/2-9	.333/.222	11-23/21-34	.478/.618	36/39 (3)	14/20	21/18	4/2	6/9	31/22
UMKC	29/27	33/43	62-70	(8)	22-59/23-46	.373/.500	4-14/7-15	.286/.467	14-20/17-23	.700/.739	30/37 (7)	10/7	9/15	2/7	6/2	23/18
Grambling State	29/37	38/30	76-77	(1)	26-61/26-59	.426/.441	6-20/6-16	.300/.375	18-27/19-30	.667/.633	44/35 +9	15/15	12/12	6/3	4/6	25/24
Arkansas	30/34	26/32	56-66	(10)	19-57/23-57	.333/.404	2-7/6-18	.286/.333	16-25/14-20	.640/.700	46/35 +11	4/12	23/13	4/10	5/12	19/21
Arkansas State	18/28	32/28	50-56	(6)	16-47/18-51	.340/.353	4-14/2-8	.286/.250	14-27/18-28	.519/.643	34/38 (4)	7/10	16/13	4/1	5/7	25/23
Austin Peay	26/41	34/37	60-78	(18)	23-48/26-52	.479/.500	4-16/6-14	.250/.429	10-22/20-25	.455/.800	29/28 +1	13/13	17/11	3/3	5/7	23/19
Tennessee State	23/37	44/40	67-77	(10)	22-51/24-52	.431/.462	3-16/6-16	.188/.375	20-28/23-27	.714/.852	32/30 +2	12/7	12/11	4/0	4/4	20/21
Iowa State	30/45	28/40	58-85	(27)	19-59/31-59	.322/.525	5-22/5-18	.227/.278	15-19/18-28	.789/.643	33/38 (5)	13/14	21/14	2/5	3/7	23/17
Southern Illinois	30/43	38/40	68-83	(15)	23-48/21-48	.479/.438	3-8/6-12	.375/.500	19-29/35-45	.655/.778	33/31 +2	11/14	20/11	3/5	5/11	30/24
Hannibal-LaGrange	53/23	48/29	101-52	+49	35-64/17-54	.547/.315	12-23/3-11	.522/.273	19-28/15-22	.679/.682	43/30 +13	22/11	11/19	11/3	11/4	15/21
Jacksonville State	36/31	40/36	76-67	+9	24-48/23-60	.500/.383	4-11/6-26	.364/.231	24-32/15-27	.750/.556	42/29 +13	17/15	15/7	1/5	4/6	17/22
Tennessee Tech	40/36	37/39	77-75	+2	23-52/24-48	.442/.500	7-11/5-12	.636/.417	24-34/22-31	.706/.710	30/30 -	11/18	13/18	3/2	6/5	27/28
SMU	26/37	33/34	59-71	(12)	19-53/20-45	.358/.444	7-19/7-13	.368/.538	14-28/24-33	.500/.727	36/33 +3	10/9	16/14	2/2	4/5	24/23
UT Martin	41/39	41/36	82-75	+7	26-55/25-60	.473/.417	5-16/4-18	.313/.222	25-41/21-23	.610/.913	38/32 +6	11/8	10/9	5/2	3/4	21/30
Eastern Illinois	29/44	49/31	78-75	+3	22-51/28-66	.431/.424	6-17/5-12	.353/.417	28-44/14-23	.636/.609	38/43 (5)	15/10	15/15	1/3	3/3	24/37
Morehead State	37/41	26/35	63-76	(13)	21-55/29-57	.382/.509	5-18/4-15	.278/.267	16-18/14-20	.889/.700	32/35 (3)	11/10	16/14	2/2	5/7	20/20
Eastern Kentucky	24/27	28/37	52-64	(12)	17-39/25-55	.436/.455	5-16/8-21	.313/.381	13-19/6-9	.684/.667	32/24 +8	8/14	19/11	3/0	4/7	16/20
UT Martin	36/39	33/40	69-79	(10)	27-62/27-65	.435/.415	7-22/5-17	.318/.294	8-13/20-24	.615/.833	39/39 -	19/17	16/10	10/5	3/10	20/13
Murray State	27/51	31/45	58-96	(38)	18-52/32-65	.346/.471	4-17/7-18	.235/.389	18-31/25-32	.581/.781	35/45 (10)	7/19	23/14	5/3	8/11	25/24
Jacksonville State	19/13	26/32	56-65	(9)	20-48/21-58	.417/.362	2-17/6-15	.118/.400	14-28/17-27	.500/.630	34/46 (12)	10/8	21/17	2/4	7/10	22/20
Tennessee Tech	42/48	44/45	86-93	(7)	31-64/29-51	.484/.569	5-15/5-12	.333/.417	19-30/30-42	.633/.714	31/37 (6)	10/11	7/10	0/0	3/5	26/23
Eastern Illinois	36/32	34/32	70-64	+6	24-46/26-63	.522/.413	4-12/5-15	.333/.333	18-25/7-10	.720/.700	32/35 (3)	13/9	9/6	8/4	4/4	12/19
SIU Edwardsville	45/33	38/30	83-63	+20	30-53/19-48	.566/.396	4-8/9-25	.500/.360	19-31/16-23	.613/.696	38/28 +10	17/14	8/15	2/1	5/3	18/24
Eastern Kentucky	28/31	36/46	64-77	(13)	26-51/28-49	.510/.571	4-11/8-15	.364/.533	8-18/13-15	.444/.867	29/25 +4	12/17	11/7	2/2	4/5	17/15
Morehead State	23/34	29/30	52-64	(12)	20-50/20-48	.400/.417	7-17/4-12	.412/.333	5-14/20-31	.357/.645	35/39 (4)	11/10	13/10	1/5	3/5	23/18
Murray State	30/18	34/39	64-57	+7	20-43/22-56	.465/.393	3-6/4-18	.500/.222	21-32/9-10	.656/.900	30/35 (5)	10/7	8/12	2/6	6/4	12/23
Sacramento State	29/27	38/25	67-52	+15	24-52/20-57	.462/.351	9-19/2-16	.474/.125	10-10/10-14	.000/.714	34/34 -	15/6	11/8	4/4	4/7	14/14
Tennessee State	14/34	38/23	52-57	(5)	21-47/21-55	.447/.382	3-15/5-14	.200/.357	7-11/10-10	.636/.000	25/33 (8)	11/9	15/12	5/4	3/10	17/14
Austin Peay	21/33	31/42	52-75	(23)	18-55/28-59	.327/.475	5-16/6-13	.313/.462	11-24/13-21	.458/.619	36/47 (11)	12/18	17/13	6/3	4/8	20/23
Eastern Kentucky	29/28	36/21	65-49	+16	21-36/16-57	.583/.281	8-12/7-28	.667/.250	15-28/10-15	.536/.667	37/32 +5	16/6	11/7	5/1	2/3	21/21
Austin Peay	32/41	28/35	60-76	(16)	22-59/25-53	.373/.472	4-13/4-10	.308/.400	12-21/22-30	.571/.733	35/42 (7)	10/12	9/13	5/9	3/7	24/21



# SOUTHEAST MISSOURI STATE UNIVERSITY REDHAWKS BASKETBALL

## FINAL STATISTICS

### Team Game-by-Game Statistics

	Score	FG-A	PCT.	3FG-A	PCT.	FT-A	PCT.	Off	Def	Total	F	A	TO	B	S
Southeast Missouri	L, 56-78	21-50	.420	7-15	.467	7-14	.500	4	28	32	23	12	18	4	4
UAB		27-62	.435	5-24	.208	19-24	.792	9	29	38	17	19	7	4	10
Southeast Missouri	L, 78-89	31-63	.492	5-15	.333	11-23	.478	13	23	36	31	14	21	4	6
Florida Gulf Coast		33-59	.559	2-9	.222	21-34	.618	13	26	39	22	20	18	2	9
Southeast Missouri	L, 62-70	22-59	.373	4-14	.286	14-20	.700	9	21	30	23	10	9	2	6
UMKC		23-46	.500	7-15	.467	17-23	.739	4	33	37	18	7	15	7	2
Southeast Missouri	L, 76-77OT	26-61	.426	6-20	.300	18-27	.667	14	30	44	25	15	12	6	4
Grambling State		26-59	.441	6-16	.375	19-30	.633	10	25	35	24	15	12	3	6
Southeast Missouri	L, 56-66	19-57	.333	2-7	.286	16-25	.640	22	24	46	19	4	23	4	5
Arkansas		23-57	.404	6-18	.333	14-20	.700	13	22	35	21	12	13	10	12
Southeast Missouri	L, 50-56	16-47	.340	4-14	.286	14-27	.519	12	22	34	25	7	16	4	5
Arkansas State		18-51	.353	2-8	.250	18-28	.643	14	24	38	23	10	13	1	7
Southeast Missouri	L, 60-78	23-48	.479	4-16	.250	10-22	.455	10	19	29	23	13	17	3	5
Austin Peay		26-52	.500	6-14	.429	20-25	.800	9	19	28	19	13	11	3	7
Southeast Missouri	L, 67-77	22-51	.431	3-16	.188	20-28	.714	11	21	32	20	12	12	4	4
Tennessee State		24-52	.462	6-16	.375	23-27	.852	8	22	30	21	7	11	3	7
Southeast Missouri	L, 58-85	19-59	.322	5-22	.227	15-19	.789	13	20	33	23	13	21	2	3
Iowa State		31-59	.525	5-18	.278	18-28	.643	11	27	38	17	14	14	5	7
Southeast Missouri	L, 68-83	23-48	.479	3-8	.375	19-29	.655	11	22	33	30	11	20	3	5
Southern Illinois		21-48	.438	6-12	.500	35-45	.778	10	21	31	24	14	11	5	11
Southeast Missouri	W, 101-52	35-64	.547	12-23	.522	19-28	.679	16	27	43	15	22	11	11	11
Hannibal-LaGrange		17-54	.315	3-11	.273	15-22	.682	12	18	30	21	11	19	3	4
Southeast Missouri	W, 76-67	24-48	.500	4-11	.364	24-32	.750	11	31	42	17	17	15	1	4
Jacksonville State		23-60	.383	6-26	.231	15-27	.556	12	17	29	22	15	7	5	6
Southeast Missouri	W, 77-75	23-52	.442	7-11	.636	24-34	.706	10	20	30	27	11	13	3	6
Tennessee Tech		24-48	.500	5-12	.417	22-31	.710	8	22	30	28	18	18	2	5
Southeast Missouri	L, 59-71	19-53	.358	7-19	.368	14-28	.500	15	21	36	24	10	16	2	4
SMU		20-45	.444	7-13	.538	24-33	.727	8	25	33	23	9	14	2	5
Southeast Missouri	W, 82-75	26-55	.473	5-16	.313	25-41	.610	12	26	38	21	11	10	5	3
UT Martin		25-60	.417	4-18	.222	21-23	.913	9	23	32	30	8	9	2	4
Southeast Missouri	W, 78-75	22-51	.431	6-17	.353	28-44	.636	11	27	38	24	15	15	1	3
Eastern Illinois		28-66	.424	5-12	.417	14-23	.609	17	26	43	37	10	15	3	3
Southeast Missouri	L, 63-76	21-55	.382	5-18	.278	16-18	.889	13	19	32	20	11	16	2	5
Morehead State		29-57	.509	4-15	.267	14-20	.700	13	22	35	20	10	14	2	7
Southeast Missouri	L, 52-64	17-39	.436	5-16	.313	13-19	.684	7	25	32	16	8	19	3	4
Eastern Kentucky		25-55	.455	8-21	.381	6-9	.667	6	18	24	20	14	11	0	7
Southeast Missouri	L, 69-79	27-62	.435	7-22	.318	8-13	.615	13	26	39	20	19	16	10	3
UT Martin		27-65	.415	5-17	.294	20-24	.833	14	25	39	13	17	10	5	10
Southeast Missouri	L, 58-96	18-52	.346	4-17	.235	18-31	.581	9	26	35	25	7	23	5	8
Murray State		32-68	.471	7-18	.389	25-32	.781	14	31	45	24	19	14	3	11
Southeast Missouri	L, 56-65OT	20-48	.417	2-17	.118	14-28	.500	7	27	34	22	10	21	2	7
Jacksonville State		21-58	.362	6-15	.400	17-27	.630	16	30	46	20	8	17	4	10
Southeast Missouri	L, 86-93	31-64	.484	5-15	.333	19-30	.633	11	20	31	26	10	7	0	3
Tennessee Tech		29-51	.569	5-12	.417	30-42	.714	7	30	37	23	11	10	0	5
Southeast Missouri	W, 70-64	24-46	.522	4-12	.333	18-25	.720	10	22	32	12	13	9	8	4
Eastern Illinois		26-63	.413	5-15	.333	7-10	.700	17	18	35	19	9	6	4	4
Southeast Missouri	W, 83-63	30-53	.566	4-8	.500	19-31	.613	11	27	38	18	17	8	2	5
SIU Edwardsville		19-48	.396	9-25	.360	16-23	.696	8	20	28	24	14	15	1	3
Southeast Missouri	L, 64-77	26-51	.510	4-11	.364	8-18	.444	13	16	29	17	12	11	2	4
Eastern Kentucky		28-49	.571	8-15	.533	13-15	.867	6	19	25	15	17	7	2	5
Southeast Missouri	L, 52-64	20-50	.400	7-17	.412	5-14	.357	8	27	35	23	11	13	1	3
Morehead State		20-48	.417	4-12	.333	20-31	.645	9	30	39	18	10	10	5	5
Southeast Missouri	W, 64-57	20-43	.465	3-6	.500	21-32	.656	7	23	30	12	10	8	2	6
Murray State		22-56	.393	4-18	.222	9-10	.900	12	23	35	23	7	12	6	4
Southeast Missouri	W, 67-52	24-52	.462	9-19	.474	10-10	1.000	13	21	34	14	15	11	4	4
Sacramento State		20-57	.351	2-16	.125	10-14	.714	17	17	34	14	6	8	4	7
Southeast Missouri	L, 52-57	21-47	.447	3-15	.200	7-11	.636	5	20	25	17	11	15	5	3
Tennessee State		21-55	.382	5-14	.357	10-10	1.000	13	20	33	14	9	12	4	10
Southeast Missouri	L, 52-75	18-55	.327	5-16	.313	11-24	.458	11	25	36	20	12	17	6	4
Austin Peay		28-59	.475	6-13	.462	13-21	.619	11	36	47	23	18	13	3	8
Southeast Missouri	W, 65-49	21-36	.583	8-12	.667	15-28	.536	2	35	37	21	16	11	5	2
Eastern Kentucky		16-57	.281	7-28	.250	10-15	.667	10	22	32	21	6	7	1	3
Southeast Missouri	L, 60-76	22-59	.373	4-13	.308	12-21	.571	12	23	35	24	10	9	5	3
Austin Peay		25-53	.472	4-10	.400	22-30	.733	11	31	42	21	12	13	9	7





# SOUTHEAST MISSOURI STATE UNIVERSITY REDHAWKS BASKETBALL

## FINAL STATISTICS

### Game-by-Game Leaders

Opponent	W/L	Score	Points	Rebounds	Assists	Blocks	Steals
at UAB	L	56-78	Niemczyk - 19	Powell - 11	Niemczyk - 4	House - 3	Brister - 2
at Florida Gulf Coast	L	78-89	Powell - 26	Powell - 13	Nutt, Lucas - 4	Powell - 2	Allison - 2
at UMKC	L	62-70	Allison - 14	Powell, Brister - 5	Brister, Nutt - 3	House - 2	Nutt - 2
Grambling State	L	76-77 <sup>OT</sup>	Powell - 18	Allison - 10	Allison - 6	House, Jones - 3	Powell, Smith, Nutt, Banks - 1
at Arkansas	L	56-66	Powell - 12	Schulte - 10	House, Nutt, Allison, Jones - 1	Jones - 2	Brister - 2
Arkansas State	L	50-56	Niemczyk - 12	Brister, Schulte - 7	Brister - 3	House - 3	Brister - 2
Austin Peay	L	60-78	Allison - 20	Powell - 7	Brister - 4	Jones, Powell, Schulte - 1	Allison - 3
Tennessee State	L	67-77	Powell - 18	Schulte, Powell, Nutt - 5	Nutt - 5	Powell - 3	Powell - 3
at Iowa State	L	58-85	Allison, Brister - 11	Powell, Smith - 6	Brister - 4	Powell, Banks - 1	Schulte, Brister, Banks - 1
at Southern Illinois	L	68-83	Schulte - 20	Schulte - 8	Brister - 5	Jones - 2	Smith - 2
Hannibal-LaGrange	W	101-52	Smith - 21	Schulte - 15	Brister - 8	House - 4	Smith - 5
at Jacksonville State	W	76-67	Smith - 19	Powell - 15	Nutt - 10	Powell - 1	Nutt, Allison, Smith, Powell - 1
at Tennessee Tech	W	77-75	Smith - 23	Powell - 8	Nutt - 5	Powell - 2	Smith, Powell - 2
at SMU	L	59-71	Smith - 20	Powell - 9	Nutt - 3	Powell - 2	Brister - 3
UT Martin	W	82-75	Powell - 36	Butler - 9	Nutt - 6	Powell - 4	Powell, Nutt, Brister - 1
Eastern Illinois	W	78-75	Powell - 17	Butler - 10	Nutt - 9	Powell - 1	Powell, Nutt, Brister - 1
Morehead State	L	63-76	Powell - 20	Butler, Powell - 8	Allison - 3	Butler, House - 1	Nutt - 2
Eastern Kentucky	L	52-64	Allison - 12	Butler - 10	Brister - 4	Powell - 2	Butler, Nutt, Smith, Brister - 1
at UT Martin	L	69-79	Smith - 29	Butler, Powell - 8	Nutt - 6	Powell - 7	Smith - 2
at Murray State	L	58-96	Smith - 27	Butler - 9	Nutt - 3	House - 3	Butler - 3
Jacksonville State	L	56-65 <sup>OT</sup>	Butler - 16	Powell - 9	Allison - 4	Powell, Allison - 1	Nutt, House - 2
Tennessee Tech	L	86-93	Smith - 27	Powell - 13	Brister - 3	-	Butler, Powell, Smith - 1
at Eastern Illinois	W	70-64	Powell - 28	Butler - 12	Allison - 5	Butler, Powell - 3	Brister - 2
at SIU Edwardsville	W	83-63	Smith - 27	Powell - 12	Nutt - 6	Allison, Powell - 1	Smith, Brister - 2
at Eastern Kentucky	L	64-77	Powell, Allison - 16	Powell - 8	Brister - 4	Powell, Brister - 1	Smith - 2
at Morehead State	L	52-64	Powell - 11	Powell, Brister - 7	Brister - 7	Powell - 1	Nutt, Powell, Brister - 1
Murray State	W	64-57	Powell - 19	Powell - 10	Smith - 3	Butler, Powell - 1	Smith - 2
Sacramento State	W	67-52	Nutt - 17	Powell - 7	Nutt - 5	Powell - 4	Nutt - 2
at Tennessee State	L	52-57	Nutt - 15	Brister - 10	Nutt - 5	Butler, House - 2	Smith - 2
at Austin Peay	L	52-75	Smith - 12	Powell - 9	Brister - 5	House - 2	Jones - 2
vs. Eastern Kentucky	W	65-49	Smith - 20	Smith - 11	Powell - 7	Powell - 2	Nutt, Brister - 1
vs. Austin Peay	L	60-76	Allison - 24	Smith - 8	Brister - 3	Powell - 3	Allison, Brister, Jones - 1



# SOUTHEAST MISSOURI STATE UNIVERSITY REDHAWKS BASKETBALL

## FINAL STATISTICS

### Game-by-Game Starters

<u>OPPONENT</u>	<u>W/L</u>	<u>SCORE</u>	<u>GUARD</u>	<u>GUARD</u>	<u>GUARD/ FORWARD</u>	<u>FORWARD</u>	<u>CENTER/ FORWARD</u>	<u>FIRST OFF THE BENCH</u>
at UAB	L	56-78	Brister	Allison	Smith, G	Powell	House, C	Niemczyk - 19 pts., 6 reb. 4 assists
at Florida Gulf Coast	L	78-89	Brister	Allison	Smith, G	Powell	House, C	Jones - 2 pts., 1 reb.
at UMKC	L	62-70	Brister	Allison	Smith, G	Powell	House, C	Niemczyk - 8 pts., 3 reb.
Grambling State	L	76-77 <sup>OT</sup>	Brister	Allison	Smith, G	Powell	House, C	Niemczyk - 15 pts., 5 reb.
at Arkansas	L	56-66	Brister	Allison	Nutt, G	Powell	House, C	Jones - 4 pts., 5 reb.
Arkansas State	L	50-56	Brister	Allison	Nutt, G	Powell	House, C	Niemczyk - 12 pts., 2 reb.
Austin Peay	L	60-78	Brister	Allison	Schulte, F	Powell	Jones, F	Smith - 9 pts., 3 reb.
Tennessee State	L	67-77	Nutt	Allison	Schulte, F	Powell	House, C	Smith - 7 pts., 4 reb.
at Iowa State	L	58-85	Nutt	Allison	Schulte, F	Powell	House, C	Jones - 1 reb.
at Southern Illinois	L	68-83	Nutt	Allison	Schulte, F	Powell	House, C	Banks - 3 pts., 2 reb.
Hannibal-LaGrange	W	101-52	Brister	Allison	Schulte, F	Powell	Butler, F	Banks - 11 pts., 5 reb.
at Jacksonville State	W	76-67	Nutt	Allison	Smith, G	Powell	Butler, F	House - 4 pts., 4 reb.
at Tennessee Tech	W	77-75	Nutt	Allison	Smith, G	Powell	Butler, F	Brister - 5 pts., 3 reb.
at SMU	L	59-71	Nutt	Allison	Smith, G	Powell	Butler, F	Banks - 2 pts.
UT Martin	W	82-75	Nutt	Allison	Smith, G	Powell	Butler, F	Brister - 8 pts., 6 reb.
Eastern Illinois	W	78-75	Nutt	Allison	Smith, G	Powell	Butler, F	Banks - 5 pts., 4 reb.
Morehead State	L	63-76	Nutt	Allison	Smith, G	Powell	Butler, F	Brister - 1 pt., 1 reb.
Eastern Kentucky	L	52-64	Nutt	Allison	Smith, G	Powell	Butler, F	Brister - 4 pts., 4 reb., 4 assists
at UT Martin	L	69-79	Nutt	Allison	Smith, G	Powell	Butler, F	House - 2 reb.
at Murray State	L	58-96	Nutt	Allison	Smith, G	Powell	Butler, F	House - 3 reb., 3 blocks
Jacksonville State	L	56-65 <sup>OT</sup>	Nutt	Allison	Smith, G	Powell	Butler, F	House - 2 steals
Tennessee Tech	L	86-93	Nutt	Allison	Smith, G	Powell	Butler, F	Brister - 6 pts., 4 reb., 3 assists
at Eastern Illinois	W	70-64	Nutt	Allison	Smith, G	Powell	Butler, F	House - No stats
at SIU Edwardsville	W	83-63	Nutt	Allison	Smith, G	Powell	Butler, F	Brister - 8 reb., 2 assists, 2 steals
at Eastern Kentucky	L	64-77	Nutt	Allison	Smith, G	Powell	Butler, F	Brister - 10 pts., 4 assists
at Morehead State	L	52-64	Nutt	Allison	Smith, G	Powell	Butler, F	Brister - 6 pts., 7 reb., 7 assists
Murray State	W	64-57	Nutt	Allison	Smith, G	Powell	Butler, F	Brister - 1 pt., 1 steal, 1 assist
Sacramento State	W	67-52	Nutt	Allison	Smith, G	Powell	Butler, F	House - 3 reb.
at Tennessee State	L	52-57	Nutt	Allison	Smith, G	Powell	Butler, F	Brister - 5 pts., 10 reb.
at Austin Peay	L	52-75	Nutt	Allison	Smith, G	Powell	Butler, F	Brister - 10 pts., 5 assists
vs. Eastern Kentucky	W	65-49	Nutt	Allison	Smith, G	Powell	Butler, F	Brister - 11 pts., 5 reb., 3 assists
vs. Austin Peay	L	60-76	Nutt	Allison	Smith, G	Powell	Butler, F	Jones - 1 reb., 1 steal

### Starting Lineup Combinations

<u>RECORD</u>	<u>GUARD</u>	<u>GUARD</u>	<u>GUARD/FORWARD</u>	<u>FORWARD</u>	<u>CENTER/FORWARD</u>
0-4	Brister	Allison	Smith, G	Powell	House, C
0-2	Brister	Allison	Nutt, Lucas, G	Powell	House, C
0-1	Brister	Allison	Schulte, F	Powell	Jones, F
0-3	Nutt, Lucas	Allison	Schulte, F	Powell	House, C
1-0	Brister	Allison	Schulte, F	Powell	Butler, F
9-12	Nutt, Lucas	Allison	Smith, G	Powell	Butler, F





# SOUTHEAST MISSOURI STATE UNIVERSITY REDHAWKS BASKETBALL

## FINAL STATISTICS

### Game-by-Game Leaders Summary (# of Games)

#### Points

Leon Powell	11
Marland Smith	10
Anthony Allison	6
Lucas Nutt	2
Nick Niemczyk	2
Marcus Brister	1
Nate Schulte	1
Cameron Butler	1

#### Rebounds

Leon Powell	19
Cameron Butler	7
Nate Schulte	5
Marcus Brister	4
Marland Smith	3
Anthony Allison	1
Lucas Nutt	1

#### Assists

Lucas Nutt	15
Marcus Brister	11
Anthony Allison	5
Leon Powell	1
Nick Niemczyk	1
Zach House	1
Waylon Jones	1
Marland Smith	1

#### Blocks

Leon Powell	20
Zach House	9
Waylon Jones	5
Cameron Butler	3
Anthony Allison	2
Nate Schulte	1
Rae-Vonn Banks	1
Marcus Brister	1

#### Steals

Marcus Brister	13
Lucas Nutt	12
Marland Smith	10
Leon Powell	7
Anthony Allison	4
Cameron Butler	3
Rae-Vonn Banks	2
Waylon Jones	2
Nate Schulte	1
Zach House	1

#### Dunks (# for 2010-11 Season)

Leon Powell	9
Cameron Butler	4
Marland Smith	2
Rae-Vonn Banks	2
Waylon Jones	2
Nate Schulte	1

### Career Ledger

#### Double-Digit Point Games

	2010-11	CAREER
Anthony Allison	23	40
Marland Smith	16	31
Leon Powell	26	26
Lucas Nutt	17	19
Cameron Butler	7	17
Marcus Brister	6	6
Nick Niemczyk	4	4
Nate Schulte	3	3
Rae-Vonn Banks	1	1

#### Double-Digit Rebound Games

	2010-11	CAREER
Leon Powell	6	6
Cameron Butler	4	5
Nate Schulte	2	2
Anthony Allison	1	1
Marcus Brister	1	1
Marland Smith	1	1

#### 30 Point Games

	2010-11	CAREER
Leon Powell	1	1
Marland Smith	-	1

#### 20+ Point Games

	2010-11	CAREER
Marland Smith	8	10
Leon Powell	4	4
Anthony Allison	2	3
Lucas Nutt	2	2
Nate Schulte	1	1

#### 8+ Rebound Games

	2010-11	CAREER
Leon Powell	15	15
Cameron Butler	8	11
Marland Smith	3	4
Nate Schulte	3	3
Marcus Brister	2	2
Anthony Allison	1	1

#### 5+ Assist Games

	2010-11	CAREER
Lucas Nutt	11	12
Marcus Brister	4	4
Anthony Allison	2	2
Marland Smith	1	1
Leon Powell	1	1

#### 3+ Steal Games

	2010-11	CAREER
Marland Smith	1	3
Cameron Butler	1	2
Anthony Allison	1	1
Leon Powell	1	1
Marcus Brister	1	1

#### Double-Doubles

	2010-11	CAREER
Leon Powell	6	6
Cameron Butler	3	4
Lucas Nutt	1	2
Anthony Allison	1	1
Nate Schulte	1	1
Marland Smith	1	1

### Southeast Missouri's 2010-11 Record:

At Home	5-8
On the Road	4-13
At Neutral Sites	1-1
In Ohio Valley Conference Games	6-12
In November	0-6
In December	3-5
In January	2-6
In February	4-4
In March	1-1
Leading at the Half	9-3
Trailing at the Half	1-19
Tied at the Half	0-0
In Overtime Games	0-0
The Redhawks Score First	8-8
In 1-4 Point Games	2-1
In 5-9 Point Games	4-5
In 10-14 Point Games	0-9
In 15+ Point Games	4-7
Leading with Five Minutes Left in Regulation	10-1
Trailing with Five Minutes Left in Regulation	0-21
Tied with Five Minutes Left in Regulation	0-0
Scoring Less than 50 Points	0-0
Scoring 50-59 Points	0-11
Scoring 60-69 Points	3-8
Scoring 70-79 Points	4-2
Scoring 80-89 Points	2-1
Scoring 90-99 Points	0-0
Scoring 100 or more Points	1-0
Giving up Less Than 50 Points	1-0
Giving up 50-59 Points	3-2
Giving up 60-69 Points	3-4
Giving up 70-79 Points	3-11
Giving up 80-89 Points	0-3
Giving up 90-99 Points	0-2
Giving up 100 or more Points	0-0
Shooting 50% or Better from the Field	5-1
Shooting Less Than 50% from the Field	5-21
Opponent Shoots 50% or Better from the Field	1-7
Opponent Shoots Less Than 50% from the Field	9-15
Outshooting Opponent	9-5
Outshot by Opponent	1-17
Shooting 50% or Better from 3-Point Range	5-0
Shooting Less Than 50% from 3-Point Range	5-22
Opponent Shoots 50% or Better from 3-Point Range	0-3
Opponent Shoots Less Than 50% from 3-Point Range	10-19
Shooting 50% or Better from the Free Throw Line	10-17
Shooting Less Than 50% from the Free Throw Line	0-5
Opponent Shoots 50% or Better from the Free Throw Line	9-21
Opponent Shoots Less Than 50% from the Free Throw Line	0-0
Shooting More Free Throws Than Opponent	9-7
Shooting Less Free Throws Than Opponent	0-15
Free Throws are Tied	1-0
Southeast's Starters Outscore Opponent's Starters	10-5
Opponent's Starters Outscore Southeast's Starters	0-16
Starter Scoring is Tied	0-1
Bench Outscores Opponent	1-7
Opponent Bench Outscores Southeast	9-14
Bench Scoring is Tied	0-1
Bench Contributes Double Figures in Points	3-12
No Redhawk Players Score Double Figures	0-0
Two Redhawk Players Score Double Figures	0-9
3+ Redhawk Players Score Double Figures	10-13
Outrebounding an Opponent	5-8
Opponent Outrebounds Southeast	3-13
Rebounds are Tied	2-1
Getting 10+ Assists	9-18
Getting 10+ Steals	2-0
Getting 5+ Blocks	4-6
Forcing more Turnovers than Opponent	3-3
Committing more Turnovers than Opponent	6-18
Turnovers are Tied	1-1



# SOUTHEAST MISSOURI STATE UNIVERSITY REDHAWKS BASKETBALL

## BOX SCORES

### Game #1 - UAB 78, Southeast Missouri 56

November 13, 2010 • Bartow Arena • Birmingham, Ala.

SEMO (0-1)	FG	3P	FT	O/D	REB	F	PTS	A	TO	B	S	M
Leon Powell, f	5-10	0-0	1-1	3/8	11	4	11	1	2	0	1	32
Zach House, c	0-5	0-0	0-0	0/3	3	2	0	0	0	3	1	18
Marcus Brister, g	1-3	0-1	0-4	0/0	0	4	2	0	4	0	2	14
Anthony Allison, g	2-4	0-0	0-0	0/0	0	0	4	0	4	0	0	17
Marland Smith, g	1-6	1-5	1-2	0/1	1	3	4	2	0	0	0	17
Cameron Butler	1-3	0-0	1-2	1/0	1	2	3	2	2	0	0	14
Nick Niemczyk	6-10	3-5	4-4	0/6	6	2	19	4	3	0	0	34
Lucas Nutt	3-4	3-3	0-1	0/1	1	2	9	2	1	0	0	27
Waylon Jones	2-4	0-0	0-0	0/5	5	4	4	1	1	1	0	20
Nate Schulte	0-1	0-1	0-0	0/0	0	0	0	0	1	0	0	6
Rae-Vonn Banks	0-0	0-0	0-0	0/0	0	0	0	0	0	0	0	1
TEAM				0/4	4							
<b>Totals.....</b>	<b>21-50</b>	<b>7-15</b>	<b>7-14</b>	<b>4/28</b>	<b>32</b>	<b>23</b>	<b>56</b>	<b>12</b>	<b>18</b>	<b>4</b>	<b>4</b>	<b>200</b>
UAB (1-0)	FG	3P	FT	O/D	REB	F	PTS	A	TO	B	S	M
Cameron Moore, f	9-13	0-2	2-2	2/5	7	4	20	1	0	1	0	30
Ovie Soko, f	5-11	1-4	5-8	2/5	7	3	16	2	0	1	1	34
Aaron Johnson, g	1-8	1-4	8-8	0/1	1	2	11	6	3	0	4	32
Jamarr Sanders, g	3-13	0-7	2-2	1/5	6	1	8	3	2	0	2	33
Robert Williams, g	0-0	0-0	0-0	1/4	5	2	0	0	1	0	0	14
Beas Hamga	1-1	0-0	1-2	0/2	2	0	3	0	0	0	0	7
Dexter Fields	4-8	2-4	0-0	1/2	3	0	10	1	1	1	3	19
Preston Purifoy	2-4	0-1	1-2	1/1	2	2	5	0	0	1	0	12
Quincy Taylor	2-4	1-2	0-0	0/3	3	3	5	6	0	0	0	19
TEAM				1/1	2							
<b>Totals.....</b>	<b>27-62</b>	<b>5-24</b>	<b>19-24</b>	<b>9/29</b>	<b>38</b>	<b>17</b>	<b>78</b>	<b>19</b>	<b>7</b>	<b>4</b>	<b>10</b>	<b>200</b>
By Periods	1	2	Final									
Southeast Missouri	21	35	56									
UAB	40	38	78									

FG Percentage: SEMO 42.0, UAB 43.5 3-Point FG Percentage: SEMO 46.7, UAB 20.8  
FT Percentage: SEMO 50.0, UAB 79.2 Attendance: 2,787

### Game #2 - Florida Gulf Coast 89, Southeast Missouri 78

November 16, 2010 • Alico Arena • Fort Myers, Fla.

SEMO (0-2)	FG	3P	FT	O/D	REB	F	PTS	A	TO	B	S	M
Leon Powell, f	12-16	0-0	2-7	7/6	13	4	26	0	2	2	1	37
Zach House, c	2-3	0-0	0-1	1/2	3	2	4	1	2	0	0	21
Marcus Brister, g	2-4	0-1	4-7	0/0	0	3	8	3	5	0	1	23
Anthony Allison, g	3-7	0-0	1-2	0/2	2	5	7	1	1	0	2	22
Marland Smith, g	4-10	1-3	0-0	1/3	4	9	9	2	1	0	0	17
Cameron Butler	2-2	0-0	0-0	2/2	4	1	4	0	3	1	1	12
Nick Niemczyk	4-15	3-7	2-2	0/2	2	4	13	1	1	0	1	30
Lucas Nutt	1-4	1-4	0-0	0/2	2	2	3	4	3	0	0	22
Waylon Jones	0-1	0-0	2-4	1/0	1	5	2	1	3	1	0	12
Nate Schulte	1-1	0-0	0-0	0/1	1	1	2	1	0	0	0	4
TEAM				1/3	4							
<b>Totals.....</b>	<b>31-63</b>	<b>5-15</b>	<b>11-23</b>	<b>13/23</b>	<b>36</b>	<b>31</b>	<b>78</b>	<b>14</b>	<b>21</b>	<b>4</b>	<b>6</b>	<b>200</b>
FGCU (1-1)	FG	3P	FT	O/D	REB	F	PTS	A	TO	B	S	M
Tim Snyder, f	4-9	0-1	0-1	2/3	5	3	8	2	2	0	1	24
Anthony Banks, f	7-9	0-0	2-4	0/1	1	4	16	0	0	0	1	19
Reed Baker, g	10-12	1-2	7-11	1/4	5	2	28	2	4	0	3	31
Chris Varidel, g	1-4	1-2	3-4	0/2	2	2	6	0	2	0	1	26
Marlon Rivera, g	6-10	0-1	4-6	2/9	11	1	16	9	5	0	1	33
Hunter Miller	0-1	0-0	1-2	0/0	0	0	1	4	2	0	1	10
Chad Lutkenhaus	0-0	0-0	0-0	1/0	1	0	0	0	0	0	0	2
Chase Fiebler	2-6	0-2	4-4	3/0	3	2	8	2	1	0	0	19
Ed Rolax	0-1	0-0	0-0	0/0	0	2	0	0	1	0	0	3
Eddie Murray	0-0	0-0	0-0	0/0	0	0	0	0	1	0	0	4
Charlie Lytle	0-3	0-1	0-0	0/3	3	4	0	1	0	1	1	13
Sherwood Brown	3-4	0-0	0-2	3/3	6	2	6	0	0	0	0	17
Marcus Blake	0-0	0-0	0-0	0/0	0	0	0	0	0	1	0	0
TEAM				1/1	2							
<b>Totals.....</b>	<b>33-59</b>	<b>2-9</b>	<b>21-34</b>	<b>13/26</b>	<b>39</b>	<b>22</b>	<b>89</b>	<b>20</b>	<b>18</b>	<b>2</b>	<b>9</b>	<b>200</b>
By Periods	1	2	Final									
Southeast Missouri	37	41	78									
Florida Gulf Coast	36	53	89									

FG Percentage: SEMO 49.2, FGCU 55.9 3-Point FG Percentage: SEMO 33.3, FGCU 22.2  
FT Percentage: SEMO 47.8, FGCU 61.8 Attendance: 2,011

### Game #3 - UMKC 70, Southeast Missouri 62

November 20, 2010 • Swinney Recreation Center • Kansas City, Mo.

SEMO (0-3)	FG	3P	FT	O/D	REB	F	PTS	A	TO	B	S	M
Leon Powell, f	5-9	0-0	3-6	3/2	5	4	13	0	3	0	0	26
Zach House, c	0-1	0-0	2-2	1/3	4	3	2	1	0	2	0	20
Marcus Brister, g	3-6	0-0	0-0	2/3	5	1	6	3	3	0	0	21
Anthony Allison, g	4-13	1-2	5-6	0/2	2	2	14	0	0	0	1	27
Marland Smith, g	3-14	1-6	0-0	0/3	3	3	7	2	1	0	1	32
Nick Niemczyk	3-7	2-4	0-0	0/3	3	0	8	1	0	0	1	29
Lucas Nutt	3-6	0-1	3-4	0/3	3	4	9	3	0	0	2	23
Waylon Jones	0-0	0-0	1-2	0/2	2	4	1	0	2	0	1	13
Nate Schulte	1-3	0-1	0-0	1/0	1	1	2	0	0	0	0	7
Rae-Vonn Banks	0-0	0-0	0-0	1/0	1	1	0	0	0	0	0	2
TEAM				1/0	1							
<b>Totals.....</b>	<b>22-59</b>	<b>4-14</b>	<b>14-20</b>	<b>9/21</b>	<b>30</b>	<b>23</b>	<b>62</b>	<b>10</b>	<b>9</b>	<b>2</b>	<b>6</b>	<b>200</b>
UMKC (3-0)	FG	3P	FT	O/D	REB	F	PTS	A	TO	B	S	M
Spencer Johnson, f	2-5	0-2	2-4	0/7	7	2	6	1	1	2	0	30
Jay Cousinard, f	6-11	1-2	1-2	1/4	5	2	14	0	4	4	1	37
Bernard Kamwa, c	2-7	0-0	1-2	2/4	6	1	5	0	3	0	0	25
Reggie Chamberlain, g	3-6	1-3	2-2	0/4	4	4	9	2	2	0	0	31
Dustin Dibble, g	0-0	0-0	0-0	0/0	0	1	0	0	0	0	0	2
Michael Gohlston	0-2	0-1	3-4	0/3	3	1	3	2	1	0	1	17
Trinity Hall	1-2	0-1	1-1	0/2	2	2	3	0	2	0	0	13
Bakari Lewis	6-9	3-4	6-6	1/2	3	2	21	2	2	1	0	30
Max Rockmann	3-4	2-2	1-2	0/1	1	3	9	0	0	0	0	15
TEAM				0/6	6							
<b>Totals.....</b>	<b>23-46</b>	<b>7-15</b>	<b>17-23</b>	<b>4/33</b>	<b>37</b>	<b>18</b>	<b>70</b>	<b>7</b>	<b>15</b>	<b>7</b>	<b>2</b>	<b>200</b>
By Periods	1	2	Final									
Southeast Missouri	29	33	62									
UMKC	27	43	70									

FG Percentage: SEMO 37.3, UMKC 50.0 3-Point FG Percentage: SEMO 28.6, UMKC 46.7  
FT Percentage: SEMO 70.0, UMKC 73.9 Attendance: 1,017

### Game #4 - Grambling State 77, Southeast Missouri 76

November 22, 2010 • Show Me Center • Cape Girardeau, Mo.

GSU (0-5)	FG	3P	FT	O/D	REB	F	PTS	A	TO	B	S	M
Justin Patton, f	10-23	1-5	7-12	2/10	12	2	28	5	2	0	1	41
Lance Feurtado, f	3-8	2-4	1-2	0/1	1	2	9	0	2	0	0	33
PJ Roberson, c	2-4	0-0	0-0	0/2	2	3	4	0	0	2	0	17
Derron Hobbs, g	4-11	2-4	5-7	1/3	4	5	15	0	2	0	0	29
Donald Qualls, g	2-3	0-0	0-0	0/0	0	3	4	4	1	0	1	27
Rydel Harris	0-0	0-0	1-2	1/0	1	0	1	0	1	0	0	2
Raschard Boatner	2-3	1-2	1-2	1/0	1	0	6	1	1	0	0	21
Rupert Rose	1-3	0-1	4-4	2/1	3	2	6	4	0	0	3	22
YonDarius Johnson	0-0	0-0	0-0	0/0	0	0	0	0	0	0	1	2
Chris Britt-Black	2-4	0-0	0-1	2/3	5	3	4	1	3	1	0	19
Steven Danridge	0-0	0-0	0-0	0/1	1	4	0	0	0	0	0	12
TEAM				1/4	5							
<b>Totals.....</b>	<b>26-59</b>	<b>6-16</b>	<b>19-30</b>	<b>10/25</b>	<b>35</b>	<b>24</b>	<b>77</b>	<b>15</b>	<b>12</b>	<b>3</b>	<b>6</b>	<b>225</b>
SEMO (0-4)	FG	3P	FT	O/D	REB	F	PTS	A	TO	B	S	M
Leon Powell, f	6-8	0-0	6-9	1/3	4	5	18	1	1	0	1	28
Zach House, c	4-7	0-0	1-3	4/5	9	1	9	0	1	3	0	23
Marcus Brister, g	3-7	0-0	0-0	2/1	3	1	6	3	1	0	0	32
Anthony Allison, g	3-10	3-5	7-10	5-5	10	3	16	6	0	0	0	38
Marland Smith, g	1-9	0-7	2-2	0/5	5	2	4	0	0	0	1	15
Nick Niemczyk	6-14	3-7	0-0	2/3	5	4	15	0	5	0	0	37
Lucas Nutt	3-5	0-1	1-1	0/0	0	4	7	3	1	0	1	22
Waylon Jones	0-0	0-0	1-2	0/4	4	5	1	2	3	3	0	27
Rae-Vonn Banks	0-1	0-0	0-0	0/0	0	0	0	0	0	0	1	3
TEAM				0/4	4							
<b>Totals.....</b>	<b>26-61</b>	<b>6-20</b>	<b>18-27</b>	<b>14/30</b>	<b>44</b>	<b>25</b>	<b>76</b>	<b>15</b>	<b>12</b>	<b>6</b>	<b>4</b>	<b>225</b>
By Periods	1	2	OT	Final								
Grambling State	37	30	10	77								
Southeast Missouri	29	38	9	76								

FG Percentage: GSU 44.1, SEMO 42.6 3-Point FG Percentage: GSU 37.5, SEMO 30.0  
FT Percentage: GSU 63.3, SEMO 66.7 Attendance: 1,393





# SOUTHEAST MISSOURI STATE UNIVERSITY REDHAWKS BASKETBALL

## BOX SCORES

### Game #5 - Arkansas 66, Southeast Missouri 56

November 24, 2010 • Bud Walton Arena • Fayetteville, Ark.

SEMO (0-5)	FG	3P	FT	O/D	REB	F	PTS	A	TO	B	S	M
Leon Powell, f	4-10	0-0	4-10	4/3	7	4	12	0	2	1	0	35
Zach House, c	2-4	0-0	0-0	3/3	6	4	4	1	1	0	1	18
Marcus Brister, g	2-8	0-0	6-9	4/2	6	0	10	0	5	0	2	22
Lucas Nutt, g	2-7	2-4	2-2	2/3	5	2	8	1	3	0	0	30
Anthony Allison, g	4-10	0-0	2-2	1/0	1	3	10	1	3	0	0	31
Waylon Jones	1-2	0-0	2-2	1/4	5	1	4	1	4	2	0	19
Marland Smith	2-8	0-3	0-0	0/3	3	1	4	0	3	0	1	19
Nate Schulte	2-8	0-0	0-0	4/6	10	4	4	0	2	1	1	23
Rae-Vonn Banks	0-0	0-0	0-0	1/0	1	0	0	0	0	0	0	3
TEAM				2/0	2							
<b>Totals.....</b>	<b>19-57</b>	<b>2-7</b>	<b>16-25</b>	<b>22/24</b>	<b>46</b>	<b>19</b>	<b>56</b>	<b>4</b>	<b>23</b>	<b>4</b>	<b>5</b>	<b>200</b>
ARK (3-0)	FG	3P	FT	O/D	REB	F	PTS	A	TO	B	S	M
Glenn Bryant, f	1-2	0-1	2-3	0/4	4	4	4	0	2	3	2	17
Delvon Johnson, f	2-5	0-0	6-8	4/5	9	4	10	0	1	4	1	24
Marcus Britt, g	3-8	1-4	0-0	2/2	4	1	7	2	2	1	2	27
Rotnei Clarke, g	6-8	3-5	4-7	2/3	5	1	19	1	1	0	1	34
Julysses Nobles, g	5-9	1-1	2-2	0/2	2	2	13	5	1	0	2	28
Mardracus Wade	0-3	0-1	0-0	1/0	1	1	0	1	2	0	0	12
Jemal Farmer	3-9	0-2	0-0	0/0	0	3	6	0	1	0	0	16
Rickey Scott	0-2	0-0	0-0	0/0	0	0	0	1	0	1	1	8
Marvell Waithe	2-5	1-3	0-0	2/2	4	2	5	0	3	1	2	20
Jeff Peterson	1-6	0-1	0-0	0/0	0	3	2	2	0	0	1	14
TEAM				2/4	6							
<b>Totals.....</b>	<b>23-57</b>	<b>6-18</b>	<b>14-20</b>	<b>13/22</b>	<b>35</b>	<b>21</b>	<b>66</b>	<b>12</b>	<b>13</b>	<b>10</b>	<b>12</b>	<b>200</b>
<b>By Periods</b>	<b>1</b>	<b>2</b>	<b>Final</b>									
Southeast Missouri	30	26	56									
Arkansas	34	32	66									

FG Percentage: SEMO 33.3, ARK 40.4 3-Point FG Percentage: SEMO 28.6, ARK 33.3

FT Percentage: SEMO 64.0, ARK 70.0 Attendance: 10,636

### Game #6 - Arkansas State 56, Southeast Missouri 50

November 27, 2010 • Show Me Center • Cape Girardeau, Mo.

ASU (1-5)	FG	3P	FT	O/D	REB	F	PTS	A	TO	B	S	M
Brandon Peterson, f	2-7	0-0	2-7	0/4	4	2	6	3	0	1	0	30
Martavious Adams, c	6-12	0-0	6-7	4/6	10	5	18	1	2	0	0	29
Trey Finn, g	4-10	1-2	2-2	4/3	7	4	11	1	1	0	2	27
Rashad Allison, g	1-4	0-0	6-6	0/1	1	3	8	4	3	0	3	23
Donald Boone, g	2-4	1-2	0-0	2/4	6	2	5	1	1	0	1	31
Daniel Bryant	2-9	0-4	1-2	0/1	1	2	5	0	1	0	1	17
Jeremy Thomas	0-1	0-0	1-2	2/1	3	2	1	0	1	0	0	11
Adam Sterenberg	0-0	0-0	0-0	0/0	0	0	0	0	0	0	0	5
Edward Townsel	0-2	0-0	0-0	0/1	1	2	0	0	2	0	0	17
Malcolm Kirkland	1-2	0-0	0-2	1/2	3	1	2	0	1	0	0	10
TEAM				1/1	2							
<b>Totals.....</b>	<b>18-51</b>	<b>2-8</b>	<b>18-28</b>	<b>14/24</b>	<b>38</b>	<b>23</b>	<b>56</b>	<b>10</b>	<b>13</b>	<b>1</b>	<b>7</b>	<b>200</b>
SEMO (0-6)	FG	3P	FT	O/D	REB	F	PTS	A	TO	B	S	M
Leon Powell, f	4-9	0-0	2-7	2/4	6	2	10	0	1	0	0	37
Zach House, c	2-6	0-0	0-0	4/2	6	3	4	1	5	3	0	30
Marcus Brister, g	2-5	0-0	3-6	3/4	7	4	7	3	4	0	2	28
Lucas Nutt, g	1-4	1-4	3-4	0/1	1	3	6	1	2	0	1	18
Anthony Allison, g	1-5	1-1	1-2	0/2	2	2	4	0	1	0	1	11
Nick Niemczyk	4-11	2-7	2-4	1/1	2	4	12	1	0	0	1	27
Waylon Jones	0-0	0-0	0-0	0/1	1	3	0	0	0	1	0	10
Marland Smith	0-2	0-1	0-0	0/1	1	1	0	0	0	0	0	8
Nate Schulte	2-4	0-1	3-4	2/5	7	3	7	1	1	0	0	29
Rae-Vonn Banks	0-1	0-0	0-0	0/0	0	0	0	0	0	0	0	2
TEAM				0/1	1							
<b>Totals.....</b>	<b>16-47</b>	<b>4-14</b>	<b>14-27</b>	<b>12/22</b>	<b>34</b>	<b>25</b>	<b>50</b>	<b>7</b>	<b>16</b>	<b>4</b>	<b>5</b>	<b>200</b>
<b>By Periods</b>	<b>1</b>	<b>2</b>	<b>Final</b>									
Arkansas State	28	28	56									
Southeast Missouri	18	32	50									

FG Percentage: ASU 35.3, SEMO 34.0 3-Point FG Percentage: ASU 25.0, SEMO 28.6

FT Percentage: ASU 64.3, SEMO 51.9 Attendance: 1,555

### Game #7 - Austin Peay 78, Southeast Missouri 60

December 2, 2010 • Show Me Center • Cape Girardeau, Mo.

APSU (4-4, 1-0)	FG	3P	FT	O/D	REB	F	PTS	A	TO	B	S	M
Melvin Baker, f	3-5	0-0	0-0	2/1	3	4	6	0	2	1	0	13
John Fraley, c	3-5	0-0	7-9	3/3	6	2	13	0	1	0	1	32
Caleb Brown, g	4-7	1-3	4-4	0/6	6	1	13	4	3	0	2	35
TyShwan Edmondson, g	4-8	2-3	4-4	0/1	1	1	14	6	1	1	1	32
Anthony Campbell, g	7-12	3-6	2-4	0/2	2	1	19	0	1	0	2	32
Marcel Williams	1-3	0-0	0-0	2/0	2	2	2	0	1	1	0	7
Tyrone Caldwell	1-1	0-0	0-0	0/1	1	1	2	2	1	0	0	5
Will Triggs	0-2	0-0	2-2	0/2	2	2	2	0	0	0	0	12
Josh Terry	3-8	0-2	1-2	1/0	1	5	7	1	1	0	1	26
Joe Harms	0-0	0-0	0-0	0/0	0	0	0	0	0	0	0	2
Justin Blake	0-1	0-0	0-0	0/0	0	0	0	0	0	0	0	4
TEAM				1/3	4							
<b>Totals.....</b>	<b>26-52</b>	<b>6-14</b>	<b>20-25</b>	<b>9/19</b>	<b>28</b>	<b>19</b>	<b>78</b>	<b>13</b>	<b>11</b>	<b>3</b>	<b>7</b>	<b>200</b>
SEMO (0-7, 0-1)	FG	3P	FT	O/D	REB	F	PTS	A	TO	B	S	M
Waylon Jones, f	0-0	0-0	0-0	0/1	1	3	0	0	4	1	0	14
Leon Powell, f	5-5	0-0	4-6	3/4	7	3	14	1	1	1	0	37
Marcus Brister, g	2-4	0-0	1-4	2/2	4	4	5	4	3	0	0	29
Anthony Allison, g	9-17	1-4	1-3	0/1	1	4	20	1	3	0	3	31
Nate Schulte, g	4-12	0-4	3-6	2/4	6	4	11	3	4	1	0	27
Lucas Nutt	0-1	0-0	0-1	0/1	1	0	0	3	1	0	0	15
Marland Smith	3-9	3-8	0-0	2/1	3	2	9	1	0	0	2	33
Zach House	0-0	0-0	1-2	1/2	3	3	1	0	1	0	0	14
TEAM				0/3	3							
<b>Totals.....</b>	<b>23-48</b>	<b>4-16</b>	<b>10-22</b>	<b>10/19</b>	<b>29</b>	<b>23</b>	<b>60</b>	<b>13</b>	<b>17</b>	<b>3</b>	<b>5</b>	<b>200</b>
<b>By Periods</b>	<b>1</b>	<b>2</b>	<b>Final</b>									
Austin Peay	41	37	78									
Southeast Missouri	26	34	60									

FG Percentage: APSU 50.0, SEMO 47.9 3-Point FG Percentage: APSU 42.9, SEMO 25.0

FT Percentage: APSU 80.0, SEMO 45.5 Attendance: 1,758

### Game #8 - Tennessee State 77, Southeast Missouri 67

December 4, 2010 • Show Me Center • Cape Girardeau, Mo.

TSU (2-6, 1-1)	FG	3P	FT	O/D	REB	F	PTS	A	TO	B	S	M
Kenny Moore, f	7-12	1-2	7-9	4/5	9	3	22	0	2	0	0	34
Robert Covington, f	4-7	1-2	2-2	0/4	4	5	11	1	3	0	2	23
Michael Green, f	1-4	0-0	0-0	0/3	3	4	2	1	1	0	0	17
Patrick Miller, g	1-3	0-1	1-2	1/5	6	1	3	1	1	0	1	32
Wil Peters, g	3-11	0-2	10-10	0/0	0	4	16	2	2	0	1	32
Jacquan Nobles	6-9	2-4	0-0	1/0	1	1	14	0	1	0	0	31
Chris Conner	1-4	1-3	3-4	0/2	2	2	6	2	1	0	0	22
Verkeeno Mann	1-2	1-2	0-0	0/0	0	1	3	0	0	0	0	9
TEAM				2/3	5							
<b>Totals.....</b>	<b>24-52</b>	<b>6-16</b>	<b>23-27</b>	<b>8/22</b>	<b>30</b>	<b>21</b>	<b>77</b>	<b>7</b>	<b>11</b>	<b>0</b>	<b>4</b>	<b>200</b>
SEMO (0-8, 0-2)	FG	3P	FT	O/D	REB	F	PTS	A	TO	B	S	M
Nate Schulte, f	2-6	0-2	2-4	2/3	5	4	6	1	2	0	0	30
Leon Powell, f	7-11	0-0	4-8	2/3	5	3	18	0	2	3	3	36
Zach House, c	0-0	0-0	0-0	1/3	4	1	0	0	0	0	0	19
Lucas Nutt, g	5-5	1-1	6-7	1/4	5	1	17	5	5	0	1	32
Anthony Allison, g	5-14	1-6	6-7	0/4	4	3	17	3	1	0	0	33
Marcus Brister	0-3	0-0	0-0	0/1	1	1	0	0	0	0	0	11
Waylon Jones	1-1	0-0	0-0	1/0	1	3	2	1	1	0	0	9
Marland Smith	2-10	1-7	2-2	3/1	4	3	7	2	1	0	0	21
Rae-Vonn Banks	0-1	0-0	0-0	0/0	0	1	0	0	0	1	0	9
TEAM				1/2	3							
<b>Totals.....</b>	<b>22-51</b>	<b>3-16</b>	<b>20-28</b>	<b>11/21</b>	<b>32</b>	<b>20</b>	<b>67</b>	<b>12</b>	<b>12</b>	<b>4</b>	<b>4</b>	<b>200</b>
<b>By Periods</b>	<b>1</b>	<b>2</b>	<b>Final</b>									
Tennessee State	37	40	77									
Southeast Missouri	23	44	67									

FG Percentage: TSU 46.2, SEMO 43.1 3-Point FG Percentage: TSU 37.5, SEMO 18.8

FT Percentage: TSU 85.2, SEMO 71.4 Attendance: 1,751



# SOUTHEAST MISSOURI STATE UNIVERSITY

# REDHAWKS BASKETBALL

## BOX SCORES

### Game #9 - Iowa State 85, Southeast Missouri 58

December 6, 2010 • Hilton Coliseum • Ames, Iowa

SEMO (0-9)	FG	3P	FT	O/D	REB	F	PTS	A	TO	B	S	M
Lucas Nutt, g	1-6	1-6	4-6	0/0	0	3	7	1	5	0	0	21
Anthony Allison, g	5-15	1-5	0-0	2/1	3	5	11	0	2	0	0	29
Nate Schulte, f	2-8	2-5	0-0	1/1	2	2	6	0	1	0	1	27
Zach House, c	0-3	0-0	2-2	3/2	5	3	2	0	0	0	0	9
Leon Powell, f	3-4	0-0	1-2	1/5	6	2	7	3	4	1	0	28
Marcus Brister	3-8	0-0	5-5	2/3	5	2	11	4	5	0	1	29
Waylon Jones	0-2	0-0	0-0	1/0	1	1	0	1	1	0	0	14
Marland Smith	1-8	1-6	2-2	3/3	6	3	5	2	2	0	0	21
Rae-Vonn Banks	4-5	0-0	1-2	0/2	2	2	9	2	0	1	1	22
TEAM				0/3	3				1			
<b>Totals.....</b>	<b>19-59</b>	<b>5-22</b>	<b>15-19</b>	<b>13/20</b>	<b>33</b>	<b>23</b>	<b>58</b>	<b>13</b>	<b>21</b>	<b>2</b>	<b>3</b>	<b>200</b>
ISU (7-2)	FG	3P	FT	O/D	REB	F	PTS	A	TO	B	S	M
Melvin Ejim*	7-11	0-3	4-6	6/4	10	2	18	1	4	0	2	34
Jake Anderson*	4-8	0-2	6-6	2/6	8	0	14	2	1	0	1	32
Diante Garrett*	8-12	3-6	1-3	0/5	5	0	20	6	1	1	2	28
Scott Christopherson*	5-8	1-1	2-2	0/1	1	1	13	2	1	0	0	30
Jamie Vanderbeken*	3-10	1-6	1-2	1/6	7	2	8	1	3	1	1	14
Jordan Railey	1-3	0-0	0-0	0/1	1	5	2	0	2	1	0	13
Bubu Palo	2-3	0-0	4-6	0/3	3	1	8	0	0	0	0	17
Eric McKnight	1-3	0-0	0-2	0/0	0	1	2	0	0	1	0	5
Calvin Godfrey	0-1	0-0	0-1	0/0	0	5	0	2	1	1	1	23
DeMarcus Phillips	0-0	0-0	0-0	1/0	1	0	0	0	1	0	0	4
TEAM				1/1	2							
<b>Totals.....</b>	<b>31-59</b>	<b>5-18</b>	<b>18-28</b>	<b>11/27</b>	<b>38</b>	<b>17</b>	<b>85</b>	<b>14</b>	<b>14</b>	<b>5</b>	<b>7</b>	<b>200</b>
By Periods	1	2	Final									
Southeast Missouri	30	28	58									
Iowa State	45	40	85									

FG Percentage: SEMO 32.2, ISU 52.5 3-Point FG Percentage: SEMO 22.7, ISU 27.8  
FT Percentage: SEMO 78.9, ISU 64.3 Attendance: 12,502

### Game #10 - Southern Illinois 83, Southeast Missouri 68

December 8, 2010 • SIU Arena • Carbondale, Ill.

SEMO (0-10)	FG	3P	FT	O/D	REB	F	PTS	A	TO	B	S	M
Nate Schulte, f	6-8	1-1	7-8	4/4	8	2	20	1	1	0	1	34
Leon Powell, f	6-6	0-0	0-0	0/3	3	5	12	0	1	1	1	20
Zach House, c	0-2	0-0	2-4	2/2	4	4	2	0	0	0	0	12
Lucas Nutt, g	1-3	0-0	2-2	0/4	4	0	4	1	3	0	0	22
Anthony Allison, g	4-7	1-3	0-0	0/2	2	4	9	1	3	0	0	16
Cameron Butler	1-1	0-0	0-1	0/0	0	1	2	0	0	0	0	7
Marcus Brister	2-5	0-0	4-8	1/2	3	2	8	5	6	0	0	24
Waylon Jones	0-2	0-0	2-2	0/2	2	5	2	1	0	2	0	14
Marland Smith	2-10	1-4	1-2	1/1	2	4	6	2	6	0	2	34
Rae-Vonn Banks	1-4	0-0	1-2	2/0	2	3	3	0	0	0	1	17
TEAM				1/2	3							
<b>Totals.....</b>	<b>23-48</b>	<b>3-8</b>	<b>19-29</b>	<b>11/22</b>	<b>33</b>	<b>30</b>	<b>68</b>	<b>11</b>	<b>20</b>	<b>3</b>	<b>5</b>	<b>200</b>
SIU (5-4)	FG	3P	FT	O/D	REB	F	PTS	A	TO	B	S	M
Mamadou Seck, f	3-7	0-0	8-8	2/2	4	2	14	2	1	0	0	16
Carlton Fay, f	2-4	0-2	11-12	1/2	3	3	15	1	0	0	0	16
Gene Teague, c	4-5	0-0	5-10	2/8	10	3	13	0	1	1	1	26
Kendal Brown-Surles, g	2-2	0-0	0-0	0/0	0	1	4	3	3	0	1	18
John Freeman, g	1-5	1-2	2-2	1/0	1	1	5	0	1	0	1	17
Mykel Cleveland	1-2	0-0	3-4	0/2	2	2	5	4	2	2	3	22
Troy Long	1-5	0-3	0-0	0/1	1	0	2	0	1	0	0	13
Nate Mitchell	0-1	0-0	0-0	0/0	0	1	0	0	1	0	0	9
Jack Crowder	4-7	4-4	4-4	2/1	3	2	16	0	0	0	2	22
Justin Bocot	2-6	1-1	0-1	0/1	1	2	5	4	0	1	3	21
Jordan Myers	0-1	0-0	0-0	0/1	1	3	0	0	1	0	0	6
Davante Drinkard	1-3	0-0	2-4	0/0	0	4	4	0	0	1	0	14
TEAM				2/3	5							
<b>Totals.....</b>	<b>21-48</b>	<b>6-12</b>	<b>35-45</b>	<b>10/21</b>	<b>31</b>	<b>24</b>	<b>83</b>	<b>14</b>	<b>11</b>	<b>5</b>	<b>11</b>	<b>200</b>
By Periods	1	2	Final									
Southeast Missouri	30	38	68									
Southern Illinois	43	40	83									

FG Percentage: SEMO 47.9, SIU 43.8 3-Point FG Percentage: SEMO 37.5, SIU 50.0  
FT Percentage: SEMO 65.5, SIU 77.8 Attendance: 4,081

### Game #11 - Southeast Missouri 101, Hannibal-LaGrange 52

December 11, 2010 • Show Me Center • Cape Girardeau, Mo.

HLG (4-9)	FG	3P	FT	O/D	REB	F	PTS	A	TO	B	S	M
Chris Smith, f	2-5	0-0	2-4	2/1	3	5	6	0	1	1	0	20
Fernando Fernandez, f	3-10	0-0	6-8	3/6	9	4	12	1	1	1	0	29
Brock Webber, g	1-5	0-3	0-0	0/0	0	1	2	2	1	0	0	21
Josh Boswell, g	3-11	1-3	2-4	1/2	3	4	9	3	4	0	2	33
Tomas Trujillo, g	1-7	0-1	3-4	0/4	4	0	5	1	5	0	0	21
Drew Jefferson	1-1	0-0	0-0	0/0	0	0	2	1	0	0	0	12
Jared Martin	3-4	2-3	0-0	0/2	2	2	8	0	1	0	0	19
Leon Carswell	2-4	0-0	2-2	0/0	0	3	6	0	3	1	2	21
Tony Ardison	1-6	0-1	0-0	0/1	1	0	2	2	2	0	0	19
Andrew Earls	0-1	0-0	0-0	0/0	0	2	0	1	1	0	0	5
TEAM				6/2	8							
<b>Totals.....</b>	<b>17-54</b>	<b>3-11</b>	<b>15-22</b>	<b>12/18</b>	<b>30</b>	<b>21</b>	<b>52</b>	<b>11</b>	<b>19</b>	<b>3</b>	<b>4</b>	<b>200</b>
SEMO (1-10)	FG	3P	FT	O/D	REB	F	PTS	A	TO	B	S	M
Cameron Butler, f	1-2	0-0	0-0	1/2	3	2	2	2	0	0	0	13
Nate Schulte, f	6-10	4-7	3-6	6/9	15	0	19	0	0	0	2	32
Leon Powell, f	4-8	0-0	4-5	1/4	5	0	12	0	1	3	0	23
Marcus Brister, g	1-3	0-0	1-3	1/1	2	0	3	8	1	0	2	20
Anthony Allison, g	4-11	2-5	5-5	0/1	1	2	15	1	3	0	1	26
Lucas Nutt	2-3	1-1	0-0	1/2	3	2	5	5	1	0	0	20
Waylon Jones	1-1	0-0	2-3	0/2	2	1	4	0	1	3	0	8
Marland Smith	8-14	5-10	0-0	0/1	1	2	21	6	1	0	5	24
Rae-Vonn Banks	5-7	0-0	1-3	4/1	5	2	11	0	1	1	0	21
Zach House	3-5	0-0	3-3	1/2	3	4	9	0	2	4	1	13
TEAM				1/2	3							
<b>Totals.....</b>	<b>35-64</b>	<b>12-23</b>	<b>19-28</b>	<b>16/27</b>	<b>43</b>	<b>15</b>	<b>101</b>	<b>22</b>	<b>11</b>	<b>11</b>	<b>11</b>	<b>200</b>
By Periods	1	2	Final									
Hannibal-LaGrange	23	29	52									
Southeast Missouri	53	48	101									

FG Percentage: HLG 31.5, SEMO 54.7 3-Point FG Percentage: HLG 27.3, SEMO 52.2  
FT Percentage: HLG 68.2, SEMO 67.9 Attendance: 1,607

### Game #12 - Southeast Missouri 76, Jacksonville State 67

December 19, 2010 • Pete Matthews Coliseum • Jacksonville, Ala.

SEMO (2-10, 1-2)	FG	3P	FT	O/D	REB	F	PTS	A	TO	B	S	M
Cameron Butler, f	2-2	0-0	7-9	3/9	12	1	11	1	4	0	0	22
Lucas Nutt, g	3-9	1-3	9-9	2/2	4	1	16	10	4	0	1	39
Anthony Allison, g	6-14	0-3	2-4	0/0	0	3	14	0	2	0	1	36
Marland Smith, g	7-10	3-5	2-2	1/3	4	5	19	3	1	0	1	29
Leon Powell, f	3-6	0-0	4-6	3/12	15	3	10	0	1	1	1	30
Marcus Brister	0-2	0-0	0-2	0/0	0	1	0	3	1	0	0	16
Rae-Vonn Banks	1-1	0-0	0-0	1/0	1	1	2	0	1	0	0	7
Zach House	2-4	0-0	0-0	0/4	4	2	4	0	0	0	0	21
TEAM				1/1	2							
<b>Totals.....</b>	<b>24-48</b>	<b>4-11</b>	<b>24-32</b>	<b>11/31</b>	<b>42</b>	<b>17</b>	<b>76</b>	<b>17</b>	<b>15</b>	<b>1</b>	<b>4</b>	<b>200</b>
JSU (2-10, 0-2)	FG	3P	FT	O/D	REB	F	PTS	A	TO	B	S	M
DeAndre' Bynum, *	2-5	1-3	0-3	3/0	3	1	5	1	1	0	1	18
Stephen Hall, *	7-12	0-0	2-4	1/5	6	3	16	0	2	1	0	31
Dominique Shellman, *	2-6	0-1	0-0	0/3	3	1	4	5	2	0	1	35
Nick Murphy, *	6-11	2-3	5-7	2/0	2	3	19	1	0	0	3	36
Jeremy Bynum, *	3-14	1-11	5-7	0/3	3	2	12	4	0	1	0	28
B.J. Miller	3-8	2-6	2-2	1/0	1	5	10	0	1	0	1	21
Brice Jenkins	0-2	0-2	0-0	0/0	0	1	0	2	1	1	0	7
Brian Williams	0-0	0-0	0-2	0/0	0	0	0	0	0	0	0	4
Leventrice Gray	0-0	0-0	0-0	0/0	0	1	0	0	0	0	0	2
Sean Thurston	0-1	0-0	1-2	2/4	6	5	1	2	0	2	0	16
Nick Cook	0-1	0-0	0-0	1/0	1	0	0	0	0	0	0	2
TEAM				2/2	4							
<b>Totals.....</b>	<b>23-60</b>	<b>6-26</b>	<b>15-27</b>	<b>12/17</b>	<b>29</b>	<b>22</b>	<b>67</b>	<b>15</b>	<b>7</b>	<b>5</b>	<b>6</b>	<b>200</b>
By Periods	1	2	Final									
Southeast Missouri	36	40	76									
Jacksonville State	31	36	67									

FG Percentage: SEMO 50.0, JSU 38.3 3-Point FG Percentage: SEMO 36.4, JSU 23.1  
FT Percentage: SEMO 75.0, JSU 55.6 Attendance: 538





# SOUTHEAST MISSOURI STATE UNIVERSITY REDHAWKS BASKETBALL

## BOX SCORES

### Game #13 - Southeast Missouri 77, Tennessee Tech 75

December 21, 2010 • Eblen Center • Cookeville, Tenn.

SEMO (3-10, 2-2)	FG	3P	FT	O/D	REB	E	PTS	A	TO	B	S	M
Cameron Butler, f	3-3	0-0	4-6	2/3	5	4	10	0	2	0	1	23
Lucas Nutt, g	1-6	1-3	2-4	0/3	3	2	5	5	2	0	0	29
Anthony Allison, g	5-14	1-1	8-10	1/5	6	4	19	2	2	0	0	29
Marland Smith, g	6-11	5-7	6-6	0/1	1	3	23	2	1	1	2	35
Leon Powell, f	5-10	0-0	3-6	5/3	8	3	13	0	2	2	2	37
Marcus Brister	2-4	0-0	1-2	1/2	3	3	5	2	1	0	1	30
Rae-Vonn Banks	0-1	0-0	0-0	0/0	0	5	0	0	2	0	0	5
Zach House	1-3	0-0	0-0	1/1	2	3	2	0	0	0	0	12
TEAM				0/2	2				1			
<b>Totals.....</b>	<b>23-52</b>	<b>7-11</b>	<b>24-34</b>	<b>10/20</b>	<b>30</b>	<b>27</b>	<b>77</b>	<b>11</b>	<b>13</b>	<b>3</b>	<b>6</b>	<b>200</b>
TTU (4-6, 2-1)	FG	3P	FT	O/D	REB	E	PTS	A	TO	B	S	M
Zac Swansey, *	3-10	2-4	0-0	0/1	1	2	8	12	5	0	2	28
Matt Marseille, *	2-3	0-1	3-5	0/2	2	5	7	0	0	0	2	16
Dennis Ogbe, *	0-1	0-0	2-2	0/0	0	5	2	0	2	0	0	5
Alfred Jones, *	6-6	0-0	0-0	1/1	2	4	12	0	2	0	1	23
Zach Bailey, *	0-4	0-2	1-2	0/1	1	2	1	2	2	0	0	25
Charles Newton	0-0	0-0	0-0	0/0	0	1	0	0	0	0	0	0+
Terrell Barnes	1-2	0-0	1-3	1/5	6	1	3	2	0	2	0	31
Byron Pickens	0-0	0-0	0-0	0/2	2	2	0	0	0	0	0	4
Chase Dunn	4-8	3-5	8-10	0/0	0	2	19	0	4	0	0	22
Jud Dillard	7-10	0-0	7-9	1/6	7	2	21	1	1	0	0	30
Kevin Murphy	1-4	0-0	0-0	2/3	5	2	2	1	2	0	0	16
TEAM				3/1	4							
<b>Totals.....</b>	<b>24-48</b>	<b>5-12</b>	<b>22-31</b>	<b>8/22</b>	<b>30</b>	<b>28</b>	<b>75</b>	<b>18</b>	<b>18</b>	<b>2</b>	<b>5</b>	<b>200</b>
<b>By Periods</b>	<b>1</b>	<b>2</b>	<b>Final</b>									
Southeast Missouri	40	37	77									
Tennessee Tech	36	39	75									

### Game #14 - SMU 71, Southeast Missouri 59

December 29, 2010 • Moody Coliseum • Dallas, Texas

SEMO (3-11)	FG	3P	FT	O/D	REB	E	PTS	A	TO	B	S	M
Cameron Butler, f	1-2	0-0	0-1	3/0	3	4	2	1	2	0	0	17
Leon Powell, f	1-4	0-0	4-10	4/5	9	4	6	0	3	2	0	35
Lucas Nutt, g	1-3	0-2	2-2	1/2	3	4	4	3	1	0	0	22
Anthony Allison, g	6-18	3-8	0-1	0/1	1	2	15	2	5	0	1	37
Marland Smith, g	7-18	4-9	2-2	2/4	6	1	20	2	2	0	0	38
Marcus Brister	1-3	0-0	5-8	0/5	5	5	7	2	1	0	3	24
Rae-Vonn Banks	1-1	0-0	0-0	0/0	0	2	2	0	1	0	0	5
Zach House	1-4	0-0	1-4	3/4	7	2	3	0	1	0	0	22
TEAM				0/2	2							
<b>Totals.....</b>	<b>19-53</b>	<b>7-19</b>	<b>14-28</b>	<b>15/21</b>	<b>36</b>	<b>24</b>	<b>59</b>	<b>10</b>	<b>16</b>	<b>2</b>	<b>4</b>	<b>200</b>
SMU (8-4)	FG	3P	FT	O/D	REB	E	PTS	A	TO	B	S	M
Robert Nyakundi, f	5-15	3-3	10-10	3/7	10	4	23	3	2	0	3	35
Papa Dia, f	3-7	0-1	2-2	3/5	8	5	8	0	4	0	0	14
Rodney Clinkscales, g	1-5	1-4	3-4	0/2	2	1	6	1	0	0	0	33
Jeremiah Samarrillas, g	2-4	2-2	3-4	0/3	3	2	9	0	2	0	0	26
Ryan Harp, g	2-2	1-1	1-2	0/4	4	1	6	1	0	0	1	31
Justin Haynes, g	6-7	0-1	5-11	2/3	5	4	17	3	1	2	1	28
Mike Walker	1-4	0-1	0-0	0/1	1	3	2	1	0	0	0	22
Myles Luttman	0-1	0-0	0-0	0/0	0	3	0	0	3	0	0	11
TEAM									2			
<b>Totals.....</b>	<b>20-45</b>	<b>7-13</b>	<b>24-33</b>	<b>8-25</b>	<b>33</b>	<b>23</b>	<b>71</b>	<b>9</b>	<b>14</b>	<b>2</b>	<b>5</b>	<b>200</b>
<b>By Periods</b>	<b>1</b>	<b>2</b>	<b>Final</b>									
Southeast Missouri	26	33	59									
SMU	37	34	71									

FG Percentage: SEMO 35.8, SMU 44.4 3-Point FG Percentage: SEMO 36.8, SMU 53.8  
FT Percentage: SEMO 50.0, SMU 72.7 Attendance: 1,464

### Game #15 - Southeast Missouri 82, UT Martin 75

January 3, 2011 • Show Me Center • Cape Girardeau, Mo.

UTM (4-11, 0-4)	FG	3P	FT	O/D	REB	E	PTS	A	TO	B	S	M
Troy King, f	3-6	2-5	2-2	0/1	1	3	10	1	1	0	0	30
Andres Irarrazabal, f	2-2	0-0	2-2	0/2	2	4	6	2	1	1	1	22
Terence Smith, g	5-8	2-4	2-2	0/2	2	3	14	1	1	0	0	32
Omari Minor, g	0-1	0-0	0-0	0/1	1	5	0	1	0	0	0	11
Dane Smith, g	1-4	0-0	3-4	2/3	5	5	5	1	1	0	1	17
Chris Richardson	0-0	0-0	0-0	0/0	0	2	0	0	0	0	0	7
Benzor Simmons	8-18	0-2	5-6	3/4	7	4	21	0	0	0	0	27
Mike Liabo	4-15	0-6	2-2	0/6	6	1	10	1	2	0	1	25
Reuben Clayton	2-6	0-1	5-5	1/2	3	3	9	1	2	1	1	28
Ron Spencer	0-0	0-0	0-0	0/0	0	0	0	0	0	0	0	0+
TEAM				3/2	5				1			
<b>Totals.....</b>	<b>25-60</b>	<b>4-18</b>	<b>21-23</b>	<b>9/23</b>	<b>32</b>	<b>30</b>	<b>75</b>	<b>8</b>	<b>9</b>	<b>2</b>	<b>4</b>	<b>200</b>
SEMO (4-11, 3-2)	FG	3P	FT	O/D	REB	E	PTS	A	TO	B	S	M
Cameron Butler, f	0-2	0-0	0-2	5/4	9	4	0	0	1	0	0	30
Leon Powell, f	11-13	0-0	14-20	3/5	8	4	36	0	1	4	1	37
Lucas Nutt, g	6-14	2-6	8-10	1/3	4	2	22	6	2	0	1	35
Anthony Allison, g	5-13	3-6	0-0	0/3	3	2	13	0	1	0	0	27
Marland Smith, g	0-6	0-4	1-3	0/2	2	3	1	2	1	0	0	32
Marcus Brister	3-5	0-0	2-6	1/5	6	1	8	3	0	0	1	26
Rae-Vonn Banks	1-2	0-0	0-0	1/2	3	4	2	0	1	1	0	12
Zach House	0-0	0-0	0-0	0/0	0	1	0	0	2	0	0	1
TEAM				1/2	3				1			
<b>Totals.....</b>	<b>26-55</b>	<b>5-16</b>	<b>25-41</b>	<b>12/26</b>	<b>38</b>	<b>21</b>	<b>82</b>	<b>11</b>	<b>10</b>	<b>5</b>	<b>3</b>	<b>200</b>
<b>By Periods</b>	<b>1</b>	<b>2</b>	<b>Final</b>									
UT Martin	39	36	75									
Southeast Missouri	41	41	82									

FG Percentage: UTM 41.7, SEMO 47.3 3-Point FG Percentage: UTM 22.2, SEMO 31.3  
FT Percentage: UTM 91.3, SEMO 61.0 Attendance: 1,390

### Game #16 - Southeast Missouri 78, Eastern Illinois 75

January 8, 2011 • Show Me Center • Cape Girardeau, Mo.

EIU (6-9, 2-3)	FG	3P	FT	O/D	REB	E	PTS	A	TO	B	S	M
James Hollowell, f	5-10	0-0	4-6	3/3	6	4	14	2	2	2	0	27
Shaun Pratt, f	7-9	0-0	1-5	4/2	6	5	15	1	2	1	1	27
Jeremy Granger, g	6-16	3-4	2-2	2/1	3	3	17	1	2	0	1	38
Isaac Smith, g	1-6	0-1	2-2	0/1	1	4	4	2	0	0	1	20
Curry McKinney, g	1-8	0-2	0-0	1/5	6	5	2	2	1	0	0	27
Taylor Jones	1-1	1-1	0-0	0/1	1	2	3	0	1	0	0	3
Alfonzo McKinnie	1-2	0-0	0-0	1/0	1	4	2	0	2	0	0	6
Levi Noel	1-2	0-0	0-0	0/0	0	2	2	0	0	0	0	6
L.C. Doss	2-5	1-4	1-2	0/2	2	2	6	2	2	0	0	23
Nick McFarlin	1-2	0-0	3-4	1/2	3	2	5	0	0	0	0	8
Matt Dorlack	1-2	0-0	1-2	3/0	3	3	3	0	2	0	0	5
Zavier Sanders	1-3	0-0	0-0	1/6	7	1	2	0	1	0	0	10
TEAM				1/3	4							
<b>Totals.....</b>	<b>28-66</b>	<b>5-12</b>	<b>14-23</b>	<b>17/26</b>	<b>43</b>	<b>37</b>	<b>75</b>	<b>10</b>	<b>15</b>	<b>3</b>	<b>3</b>	<b>200</b>
SEMO (5-11, 4-2)	FG	3P	FT	O/D	REB	E	PTS	A	TO	B	S	M
Cameron Butler, f	1-6	0-0	8-8	4/6	10	5	10	0	2	0	0	28
Leon Powell, f	7-7	0-0	3-13	3/2	5	5	17	1	5	1	1	26
Lucas Nutt, g	4-8	2-4	5-6	0/1	1	3	15	9	3	0	1	38
Anthony Allison, g	4-14	3-7	5-8	0/4	4	3	16	1	1	0	0	37
Marland Smith, g	3-9	1-6	6-6	0/5	5	1	13	2	2	0	0	29
Marcus Brister	1-2	0-0	0-0	1/5	6	1	2	2	0	0	1	18
Waylon Jones	0-0	0-0	0-0	0/0	0	2	0	0	0	0	0	3
Rae-Vonn Banks	2-3	0-0	1-3	2/2	4	3	5	0	1	0	0	19
Zach House	0-2	0-0	0-0	0/0	0	1	0	0	0	0	0	2
TEAM				1/2	3				1			
<b>Totals.....</b>	<b>22-51</b>	<b>6-17</b>	<b>28-44</b>	<b>11/27</b>	<b>38</b>	<b>24</b>	<b>78</b>	<b>15</b>	<b>15</b>	<b>1</b>	<b>3</b>	<b>200</b>
<b>By Periods</b>	<b>1</b>	<b>2</b>	<b>Final</b>									
Eastern Illinois	44	31	75									
Southeast Missouri	29	49	78									

FG Percentage: EIU 42.4, SEMO 43.1 3-Point FG Percentage: EIU 41.7, SEMO 35.3  
FT Percentage: EIU 60.9, SEMO 63.6 Attendance: 2,252



# SOUTHEAST MISSOURI STATE UNIVERSITY REDHAWKS BASKETBALL

## BOX SCORES

### Game #17 - Morehead State 76, Southeast Missouri 63

January 13, 2011 • Show Me Center • Cape Girardeau, Mo.

MOR (12-6, 5-2)	FG	3P	FT	Q/D	REB	E	PTS	A	TO	B	S	M
Drew Kelly, f	5-10	1-2	0-0	3/3	6	4	11	0	1	1	1	24
Terrance Hill, g	3-7	1-3	5-6	0/0	0	2	12	3	3	0	1	32
Ty Proffitt, g	3-6	1-3	1-3	1/2	3	2	8	0	1	0	0	26
Demonte Harper, g	3-8	0-3	5-6	0/3	3	4	11	4	4	0	0	31
Sam Goodman, g	7-13	1-2	1-1	1/3	4	2	16	1	1	0	2	25
Reggie Williams	1-3	0-1	0-0	0/0	0	1	2	0	0	0	1	8
Lamont Austin	1-3	0-1	0-1	1/2	3	1	2	0	2	0	1	18
Arthur McMillan	1-1	0-0	1-1	0/1	1	1	3	0	0	0	0	5
Kenneth Faried	5-6	0-0	1-2	5/4	9	3	11	2	2	1	1	31
TEAM				2/4	6							
<b>Totals.....</b>	<b>29-57</b>	<b>4-15</b>	<b>14-20</b>	<b>13/22</b>	<b>35</b>	<b>20</b>	<b>76</b>	<b>10</b>	<b>14</b>	<b>2</b>	<b>7</b>	<b>200</b>
SEMO (5-12, 4-3)	FG	3P	FT	Q/D	REB	E	PTS	A	TO	B	S	M
Cameron Butler, f	1-4	0-0	2-3	2/6	8	4	4	1	0	1	0	33
Leon Powell, f	7-12	0-0	6-6	4/4	8	4	20	0	3	0	1	34
Lucas Nutt, g	4-7	4-6	2-2	0/0	0	4	14	2	5	0	2	35
Anthony Allison, g	5-13	0-5	2-2	0/1	1	4	12	3	0	0	0	37
Marland Smith, g	3-13	1-7	3-3	2/3	5	3	10	2	2	0	1	32
Marcus Brister	0-2	0-0	1-2	1/0	1	1	1	2	5	0	1	17
Rae-Vonn Banks	1-3	0-0	0-0	2/2	4	0	2	0	0	0	0	8
Zach House	0-1	0-0	0-0	1/0	1	0	0	1	1	1	0	4
TEAM				1/3	4							
<b>Totals.....</b>	<b>21-55</b>	<b>5-18</b>	<b>16-18</b>	<b>13/19</b>	<b>32</b>	<b>20</b>	<b>63</b>	<b>11</b>	<b>16</b>	<b>2</b>	<b>5</b>	<b>200</b>
<b>By Periods</b>	<b>1</b>	<b>2</b>	<b>Final</b>									
Morehead State	41	35	76									
Southeast Missouri	37	26	63									

FG Percentage: MOR 50.9, SEMO 38.2 3-Point FG Percentage: MOR 26.7, SEMO 27.8  
FT Percentage: MOR 70.0, SEMO 88.9 Attendance: 1,903

### Game #18 - Eastern Kentucky 64, Southeast Missouri 52

January 15, 2011 • Show Me Center • Cape Girardeau, Mo.

EKU (9-9, 4-4)	FG	3P	FT	Q/D	REB	E	PTS	A	TO	B	S	M
Jeff Johnson, f	3-6	3-5	0-0	0/3	3	2	9	3	0	0	0	29
Spencer Perrin, f	4-11	1-1	1-2	2/2	4	2	10	2	0	0	2	28
Joshua Jones, g	6-16	1-8	2-3	1/3	4	4	15	2	3	0	1	36
Josh Daniel, g	7-11	2-5	3-4	0/2	2	1	19	0	1	0	1	35
Justin Stommes, g	3-4	1-2	0-0	0/0	0	5	7	2	3	0	2	17
Willie Cruz	1-3	0-0	0-0	1/0	1	1	2	2	2	0	0	15
Devin McDonald	0-0	0-0	0-0	0/0	0	0	0	0	0	0	0	4
Jaron Jones	1-3	0-0	0-0	0/7	7	2	2	1	0	0	0	23
Jeff Allgood	0-0	0-0	0-0	0/0	0	0	0	1	2	0	0	5
Taylor Filipek	0-1	0-0	0-0	0/0	0	3	0	1	0	0	1	8
TEAM				2/1	3							
<b>Totals.....</b>	<b>25-55</b>	<b>8-21</b>	<b>6-9</b>	<b>6/18</b>	<b>24</b>	<b>20</b>	<b>64</b>	<b>14</b>	<b>11</b>	<b>0</b>	<b>7</b>	<b>200</b>
SEMO (5-13, 4-4)	FG	3P	FT	Q/D	REB	E	PTS	A	TO	B	S	M
Cameron Butler, f	4-6	0-0	2-2	1/9	10	3	10	0	1	1	1	36
Leon Powell, f	4-6	0-0	3-6	3/6	9	2	11	1	6	2	0	39
Lucas Nutt, g	3-8	3-7	1-3	1/1	2	3	10	1	4	0	1	29
Anthony Allison, g	2-8	1-4	7-8	0/1	1	2	12	1	3	0	0	33
Marland Smith, g	2-8	1-5	0-0	0/2	2	2	5	1	2	0	1	30
Marcus Brister	2-3	0-0	0-0	0/4	4	2	4	4	3	0	1	28
Rae-Vonn Banks	0-0	0-0	0-0	1/1	2	2	0	0	0	0	0	3
Zach House	0-0	0-0	0-0	0/1	1	0	0	0	0	0	0	2
TEAM				1/0	1							
<b>Totals.....</b>	<b>17-39</b>	<b>5-16</b>	<b>13-19</b>	<b>7/25</b>	<b>32</b>	<b>16</b>	<b>52</b>	<b>8</b>	<b>19</b>	<b>3</b>	<b>4</b>	<b>200</b>
<b>By Periods</b>	<b>1</b>	<b>2</b>	<b>Final</b>									
Eastern Kentucky	27	37	64									
Southeast Missouri	24	28	52									

FG Percentage: EKU 45.5, SEMO 43.6 3-Point FG Percentage: EKU 38.1, SEMO 31.3  
FT Percentage: EKU 66.7, SEMO 68.4 Attendance: 2,353

### Game #19 - UT Martin 79, Southeast Missouri 69

January 20, 2011 • Elam Center • Martin, Tenn.

SEMO (5-14, 4-5)	FG	3P	FT	Q/D	REB	E	PTS	A	TO	B	S	M
Cameron Butler, f	2-2	0-0	2-5	3/5	8	4	6	1	3	1	0	23
Leon Powell, f	4-8	0-0	0-0	2/6	8	2	8	3	1	7	1	36
Lucas Nutt, g	4-8	2-5	2-2	1/1	2	3	12	6	3	0	0	35
Anthony Allison, g	4-14	0-1	2-4	0/3	3	1	10	2	2	1	0	37
Marland Smith, g	11-24	5-16	2-2	1/2	3	4	29	2	3	1	2	40
Marcus Brister	1-1	0-0	0-0	2/1	3	0	2	4	3	0	0	11
Waylon Jones	1-3	0-0	0-0	2/3	5	4	2	1	1	0	0	10
Zach House	0-2	0-0	0-0	0/2	2	2	0	0	0	0	0	8
TEAM				2/3	5							
<b>Totals.....</b>	<b>27-62</b>	<b>7-22</b>	<b>8-13</b>	<b>13/26</b>	<b>39</b>	<b>20</b>	<b>69</b>	<b>19</b>	<b>16</b>	<b>10</b>	<b>3</b>	<b>200</b>
UTM (6-14, 2-7)	FG	3P	FT	Q/D	REB	E	PTS	A	TO	B	S	M
Troy King, f	4-14	1-5	2-2	2/5	7	1	11	2	3	0	0	34
Andres Irazabal, f	6-7	0-0	3-5	4/7	11	4	15	1	3	1	0	26
Terence Smith, g	4-10	0-3	3-3	1/3	4	0	11	4	1	1	1	35
Reuben Clayton, g	3-12	2-4	2-2	1/2	3	2	10	3	3	1	4	35
Dane Smith, g	4-6	0-0	2-4	2/2	4	2	10	2	0	1	3	25
Chris Richardson	0-0	0-0	0-0	0/0	0	0	0	1	0	0	1	3
Benzor Simmons	3-7	1-1	4-4	1/1	2	2	11	0	0	0	0	19
Mike Liabo	3-9	1-4	4-4	2/4	6	1	11	4	0	1	1	17
Omari Minor	0-0	0-0	0-0	0/0	0	1	0	0	0	0	0	6
TEAM				1/1	2							
<b>Totals.....</b>	<b>27-65</b>	<b>5-17</b>	<b>20-24</b>	<b>14/25</b>	<b>39</b>	<b>13</b>	<b>79</b>	<b>17</b>	<b>10</b>	<b>5</b>	<b>10</b>	<b>200</b>
<b>By Periods</b>	<b>1</b>	<b>2</b>	<b>Final</b>									
Southeast Missouri	36	33	69									
UT Martin	39	40	79									

FG Percentage: SEMO 43.5, UTM 41.5 3-Point FG Percentage: SEMO 31.8, UTM 29.4  
FT Percentage: SEMO 61.5, SLU 83.3 Attendance: 610

### Game #20 - Murray State 96, Southeast Missouri 58

January 22, 2011 • CFSB Center • Murray, Ky.

SEMO (5-15, 4-6)	FG	3P	FT	Q/D	REB	E	PTS	A	TO	B	S	M
Cameron Butler, f	0-1	0-0	1-4	1/8	9	2	1	1	3	2	3	22
Leon Powell, f	6-12	0-0	5-10	5/3	8	5	17	1	1	0	1	26
Lucas Nutt, g	0-6	0-5	0-0	0/1	1	3	0	3	5	0	1	28
Anthony Allison, g	3-10	0-2	3-4	1/3	4	3	9	0	5	0	1	30
Marland Smith, g	7-16	4-10	9-10	0/2	2	2	27	1	5	0	0	38
Marcus Brister	1-4	0-0	0-3	1/4	5	2	2	1	3	0	1	30
Waylon Jones	1-1	0-0	0-0	1/0	1	3	2	0	1	0	0	15
Zach House	0-2	0-0	0-0	0/3	3	5	0	0	0	3	1	11
TEAM				0/2	2							
<b>Totals.....</b>	<b>18-52</b>	<b>4-17</b>	<b>18-31</b>	<b>9/26</b>	<b>35</b>	<b>25</b>	<b>58</b>	<b>7</b>	<b>23</b>	<b>5</b>	<b>8</b>	<b>200</b>
MUR (13-6, 6-3)	FG	3P	FT	Q/D	REB	E	PTS	A	TO	B	S	M
Ed Daniel, f	4-7	0-0	5-8	0/1	1	1	13	0	0	1	2	15
Jeffery McClain, f	2-3	0-0	1-2	3/3	6	3	5	0	2	0	0	18
Isacc Miles, g	3-7	2-5	1-2	0/4	4	2	9	5	3	0	0	27
B.J. Jenkins, g	2-5	2-4	0-0	1/4	5	3	6	3	2	0	1	21
Isaiah Canaan, g	3-10	2-5	3-4	2/0	2	2	11	6	1	0	1	27
Donte Poole	4-7	0-2	0-0	2/5	7	2	8	2	1	0	2	18
Shawn Jackson	2-7	0-0	4-4	1/0	1	3	8	1	1	1	0	13
Brandon Garrett	0-1	0-0	0-0	0/0	0	2	0	0	0	0	0	6
Picasso Simmons	1-3	1-2	0-0	0/0	0	0	3	0	0	0	0	2
Chris Griffin	1-6	0-0	2-2	3/3	6	3	4	0	1	1	2	18
Jewuan Long	5-6	0-0	5-5	1/2	3	1	15	1	1	0	2	18
Ivan Aska	5-6	0-0	4-5	0/7	7	2	14	1	2	0	1	17
TEAM				1/2	3							
<b>Totals.....</b>	<b>32-68</b>	<b>7-18</b>	<b>25-32</b>	<b>14/31</b>	<b>45</b>	<b>24</b>	<b>96</b>	<b>19</b>	<b>14</b>	<b>3</b>	<b>11</b>	<b>200</b>
<b>By Periods</b>	<b>1</b>	<b>2</b>	<b>Final</b>									
Southeast Missouri	27	31	58									
Murray State	51	45	96									

FG Percentage: SEMO 34.6, MUR 47.1 3-Point FG Percentage: SEMO 23.5, MUR 38.9  
FT Percentage: SEMO 58.1, MUR 78.1 Attendance: 4,830





# SOUTHEAST MISSOURI STATE UNIVERSITY REDHAWKS BASKETBALL

## BOX SCORES

### Game #21 - Jacksonville State 65, Southeast Missouri 56

January 27, 2011 • Show Me Center • Cape Girardeau, Mo.

JSU (3-18, 1-9)	FG	3P	FT	O/D	REB	F	PTS	A	TO	B	S	M
Stephen Hall, f	4-12	0-0	5-8	4/4	8	3	13	0	5	0	1	31
B.J. Miller, g	1-4	1-3	0-0	0/2	2	2	3	0	1	0	2	15
Nick Murphy, g	6-17	1-3	6-9	3/5	8	4	19	2	2	0	3	35
Jeremy Bynum, g	5-9	3-3	0-0	1/6	7	2	13	1	3	1	0	40
Brian Williams, g	1-6	0-2	1-3	1/2	3	0	3	4	2	0	1	35
DeAndre' Bynum	0-1	0-0	0-0	0/0	0	0	0	0	0	0	0	4
Brice Jenkins	1-3	1-3	2-2	2/2	4	2	5	1	1	0	2	20
Frankie Bougher	0-1	0-1	0-0	0/2	2	2	0	0	1	0	0	8
Leventrice Gray	1-2	0-0	2-2	0/1	1	2	4	0	0	0	0	15
Nick Cook	2-3	0-0	1-3	3/4	7	3	5	0	2	3	1	23
TEAM				2/2	4							
<b>Totals.....</b>	<b>21-58</b>	<b>6-15</b>	<b>17-27</b>	<b>16/30</b>	<b>46</b>	<b>20</b>	<b>65</b>	<b>8</b>	<b>17</b>	<b>4</b>	<b>10</b>	<b>225</b>
SEMO (5-16, 4-7)	FG	3P	FT	O/D	REB	F	PTS	A	TO	B	S	M
Cameron Butler, f	5-9	0-0	6-9	2/1	3	1	16	0	4	0	1	41
Leon Powell, f	1-1	0-0	1-6	0/9	9	5	3	0	3	1	0	27
Lucas Nutt, g	4-11	1-6	4-6	1/2	3	0	13	2	3	0	2	32
Anthony Allison, g	5-10	1-3	2-4	0/2	2	3	13	4	1	1	0	44
Marland Smith, g	2-11	0-8	1-2	1/3	4	3	5	3	4	0	1	39
Marcus Brister	1-3	0-0	0-1	0/3	3	2	2	1	5	0	1	23
Waylon Jones	2-3	0-0	0-0	1/2	3	4	4	0	0	0	0	10
Zach House	0-0	0-0	0-0	0/0	0	4	0	0	1	0	2	9
TEAM				2/5	7							
<b>Totals.....</b>	<b>20-48</b>	<b>2-17</b>	<b>14-28</b>	<b>7/27</b>	<b>34</b>	<b>22</b>	<b>56</b>	<b>10</b>	<b>21</b>	<b>2</b>	<b>7</b>	<b>225</b>
<b>By Periods</b>	<b>1</b>	<b>2</b>	<b>OT</b>	<b>Final</b>								
Jacksonville State	13	32	20	65								
Southeast Missouri	19	26	11	56								

FG Percentage: JSU 36.2, SEMO 41.7 3-Point FG Percentage: JSU 45.5, SEMO 11.8  
FT Percentage: JSU 63.0, SEMO 50.0 Attendance: 2,393

### Game #22 - Tennessee Tech 93, Southeast Missouri 86

January 29, 2011 • Show Me Center • Cape Girardeau, Mo.

TTU (11-9, 7-4)	FG	3P	FT	O/D	REB	F	PTS	A	TO	B	S	M
Terrell Barnes, f	1-3	0-0	2-6	4/8	12	4	4	1	0	0	1	25
Alfred Jones, f	7-9	0-0	2-4	0/3	3	4	16	0	0	0	0	30
Zac Swansey, g	6-10	2-3	5-6	0/7	7	3	19	5	3	0	2	36
Zach Bailey, g	5-10	2-5	11-12	0/3	3	2	23	2	0	0	2	30
Kevin Murphy, g	6-12	0-2	6-7	0/4	4	3	18	1	3	0	0	32
Liam McMorrow	1-1	0-0	2-4	1/1	2	3	4	0	0	0	0	12
Matt Marseille	0-0	0-0	0-0	1/1	2	1	0	0	1	0	0	7
Chase Dunn	1-3	1-2	2-2	0/0	0	2	5	1	2	0	0	14
Bassey Inameti	2-2	0-0	0-1	0/1	1	0	4	0	0	0	0	10
Dennis Ogbe	0-1	0-0	0-0	0/0	0	1	0	1	1	0	0	4
TEAM				1/2	3							
<b>Totals.....</b>	<b>29-51</b>	<b>5-12</b>	<b>30-42</b>	<b>7/30</b>	<b>37</b>	<b>23</b>	<b>93</b>	<b>11</b>	<b>10</b>	<b>0</b>	<b>5</b>	<b>200</b>
SEMO (5-17, 4-8)	FG	3P	FT	O/D	REB	F	PTS	A	TO	B	S	M
Cameron Butler, f	2-5	0-0	0-2	1/3	4	4	4	0	0	0	1	36
Leon Powell, f	6-11	0-0	2-5	9/4	13	3	14	1	0	0	1	28
Lucas Nutt, g	5-7	2-2	9-10	0/1	1	3	21	2	3	0	0	32
Anthony Allison, g	5-16	1-6	3-6	0/1	1	4	14	2	1	0	0	33
Marland Smith, g	10-18	2-7	5-6	1/5	6	5	27	1	0	0	1	37
Marcus Brister	3-7	0-0	0-1	0/4	4	5	6	3	2	0	0	22
Waylon Jones	0-0	0-0	0-0	0/0	0	2	0	0	0	0	0	6
Zach House	0-0	0-0	0-0	0/0	0	0	0	1	1	0	0	6
TEAM				0/2	2							
<b>Totals.....</b>	<b>31-64</b>	<b>5-15</b>	<b>19-30</b>	<b>11/20</b>	<b>31</b>	<b>26</b>	<b>86</b>	<b>10</b>	<b>7</b>	<b>0</b>	<b>3</b>	<b>200</b>
<b>By Periods</b>	<b>1</b>	<b>2</b>	<b>Final</b>									
Tennessee Tech	48	45	93									
Southeast Missouri	42	44	86									

FG Percentage: TTU 56.9, SEMO 48.4 3-Point FG Percentage: TTU 41.7, SEMO 33.3  
FT Percentage: TTU 71.4, SEMO 63.3 Attendance: 5,966

### Game #23 - Southeast Missouri 70, Eastern Illinois 64

February 5, 2011 • Lantz Arena • Charleston, Ill.

SEMO (6-17, 5-8)	FG	3P	FT	O/D	REB	F	PTS	A	TO	B	S	M
Cameron Butler, f	4-9	0-0	1-5	3/9	12	2	9	0	2	3	1	34
Leon Powell, f	9-10	0-0	10-12	4/3	7	4	28	2	2	3	0	34
Lucas Nutt, g	4-7	3-5	4-4	0/2	2	0	15	2	0	0	1	35
Anthony Allison, g	3-5	0-2	0-0	0/1	1	3	6	5	1	1	0	30
Marland Smith, g	4-11	1-5	3-4	1/3	4	2	12	1	2	0	0	37
Marcus Brister	0-2	0-0	0-0	0/2	2	1	0	3	2	1	2	24
Zach House	0-2	0-0	0-0	0/0	0	0	0	0	0	0	0	6
TEAM				2/2	4							
<b>Totals.....</b>	<b>24-46</b>	<b>4-12</b>	<b>18-25</b>	<b>10/22</b>	<b>32</b>	<b>12</b>	<b>70</b>	<b>13</b>	<b>9</b>	<b>8</b>	<b>4</b>	<b>200</b>
EIU (8-14, 4-8)	FG	3P	FT	O/D	REB	F	PTS	A	TO	B	S	M
James Hollowell, f	5-12	0-0	0-0	2/4	6	3	10	0	1	2	0	18
Shaun Pratt, f	3-11	0-2	0-0	3/2	5	4	6	1	0	1	1	24
Jeremy Granger, g	10-18	4-6	5-6	1/3	4	3	29	1	0	0	2	38
Isaac Smith, g	0-0	0-0	2-2	1/1	2	0	2	0	0	0	0	19
Curry McKinney, g	0-7	0-3	0-0	0/3	3	2	0	2	1	0	0	30
Taylor Jones	1-2	1-2	0-0	0/0	0	1	3	1	0	0	0	9
Alfonzo McKinnie	0-0	0-0	0-0	0/0	0	2	0	0	0	0	0	8
Levi Noel	0-0	0-0	0-0	0/0	0	0	0	0	0	0	0	5
L.C. Doss	3-6	0-2	0-0	0/0	0	1	6	2	2	0	0	18
Matt Dorlack	1-1	0-0	0-2	5/3	8	0	2	2	1	1	0	11
Zavier Sanders	3-6	0-0	0-0	3/1	4	3	6	0	0	0	1	20
TEAM				2/1	3							
<b>Totals.....</b>	<b>26-63</b>	<b>5-15</b>	<b>7-10</b>	<b>17/18</b>	<b>35</b>	<b>19</b>	<b>64</b>	<b>9</b>	<b>6</b>	<b>4</b>	<b>4</b>	<b>200</b>
<b>By Periods</b>	<b>1</b>	<b>2</b>	<b>Final</b>									
Southeast Missouri	36	34	70									
Eastern Illinois	32	32	64									

FG Percentage: SEMO 52.2, EIU 41.3 3-Point FG Percentage: SEMO 33.3, EIU 33.3  
FT Percentage: SEMO 72.0, EIU 70.0 Attendance: 1,108

### Game #24 - Southeast Missouri 83, SIUE Edwardsville 63

February 7, 2011 • Vadalabene Center • Edwardsville, Ill.

SEMO (7-17)	FG	3P	FT	O/D	REB	F	PTS	A	TO	B	S	M
Cameron Butler, f	5-8	0-0	1-3	2/4	6	5	11	1	3	0	0	27
Lucas Nutt, g	3-8	1-2	7-7	2/2	4	1	14	6	2	0	0	34
Anthony Allison, g	3-7	0-0	4-4	0/1	1	1	10	3	0	1	0	30
Marland Smith, g	11-19	3-6	2-2	0/2	2	1	27	1	0	0	2	39
Leon Powell, f	7-8	0-0	1-6	5/7	12	4	15	4	0	1	1	24
Marcus Brister	0-1	0-0	2-7	1/7	8	3	2	2	2	0	2	30
Waylon Jones	0-0	0-0	0-0	0/1	1	0	0	0	1	0	0	2
Zach House	1-2	0-0	2-2	1/2	3	3	4	0	0	0	0	14
TEAM				0/1	1							
<b>Totals.....</b>	<b>30-53</b>	<b>4-8</b>	<b>19-31</b>	<b>11/27</b>	<b>38</b>	<b>18</b>	<b>83</b>	<b>17</b>	<b>8</b>	<b>2</b>	<b>5</b>	<b>200</b>
SIUE (6-19)	FG	3P	FT	O/D	REB	F	PTS	A	TO	B	S	M
Cornelius Chatt, *	5-13	3-7	1-3	0/4	4	2	14	0	3	0	0	29
Corey Wickware, *	0-4	0-3	5-6	0/0	0	3	5	6	3	0	0	33
Nikola Bundalo, *	5-5	0-0	1-2	1/2	3	5	11	0	3	0	1	19
Kevin Stineman, *	3-6	2-2	2-2	0/4	4	3	10	1	2	0	1	29
Michael Messer, *	3-7	2-5	3-4	1/4	5	4	11	4	2	0	0	31
LeShaun Murphy	0-2	0-0	1-2	1/0	1	0	1	0	0	0	0	5
Anthony Mitchell	0-0	0-0	2-2	0/0	0	0	0	0	0	0	0	2
Alex Newlin	0-0	0-0	0-0	0/0	0	0	0	0	0	0	0	1
Cody Rincker	2-8	2-6	0-0	0/1	1	4	6	2	1	0	1	25
David Boarden	0-2	0-2	0-0	0/0	0	1	0	1	0	0	0	9
Dobrovoje Mavrak	1-1	0-0	1-2	0/4	4	2	3	0	0	1	0	17
TEAM				5/1	6							
<b>Totals.....</b>	<b>19-48</b>	<b>9-25</b>	<b>16-23</b>	<b>8/20</b>	<b>28</b>	<b>24</b>	<b>63</b>	<b>14</b>	<b>15</b>	<b>1</b>	<b>3</b>	<b>200</b>
<b>By Periods</b>	<b>1</b>	<b>2</b>	<b>Final</b>									
Southeast Missouri	45	38	83									
SIUE	33	30	63									

FG Percentage: SEMO 56.6, SIUE 39.6 3-Point FG Percentage: SEMO 50.0, SIUE 36.0  
FT Percentage: SEMO 61.3, SIUE 69.6 Attendance: 982



# SOUTHEAST MISSOURI STATE UNIVERSITY

# REDHAWKS BASKETBALL

## BOX SCORES

### Game #25 - Eastern Kentucky 77, Southeast Missouri 64

February 10, 2011 • McBrayer Arena • Richmond, Ky.

SEMO (7-18, 5-9)	FG	3P	FT	O/D	REB	F	PTS	A	TO	B	S	M
Cameron Butler, f	6-7	0-0	0-3	2/4	6	2	12	0	0	0	0	35
Leon Powell, f	5-10	0-0	6-7	5/3	8	5	16	1	1	1	0	30
Lucas Nutt, g	2-7	2-4	0-0	2/2	4	2	6	2	0	0	1	30
Anthony Allison, g	7-11	2-4	0-0	0/1	1	3	16	3	3	0	1	36
Marland Smith, g	1-6	0-3	2-4	0/3	3	1	4	2	4	0	2	33
Marcus Brister	5-9	0-0	0-4	1/2	3	3	10	4	2	1	0	26
Waylon Jones	0-0	0-0	0-0	0/0	0	0	0	0	0	0	0	3
Zach House	0-1	0-0	0-0	0/0	0	1	0	0	0	0	0	7
TEAM				3/1	4				1			
<b>Totals.....</b>	<b>26-51</b>	<b>4-11</b>	<b>8-18</b>	<b>13/16</b>	<b>29</b>	<b>17</b>	<b>64</b>	<b>12</b>	<b>11</b>	<b>2</b>	<b>4</b>	<b>200</b>
EKU (14-11, 8-6)	FG	3P	FT	O/D	REB	F	PTS	A	TO	B	S	M
Jeff Johnson, f	2-4	1-2	0-0	2/1	3	2	5	1	2	0	0	24
Spencer Perrin, f	8-11	1-1	3-4	1/8	9	1	20	0	1	1	1	32
Joshua Jones, g	2-5	0-3	3-3	0/2	2	2	7	4	1	0	0	26
Josh Daniel, g	4-6	1-2	5-6	1/1	2	3	14	1	0	0	0	32
Justin Stommes, g	7-10	4-5	2-2	0/2	2	2	20	4	1	1	1	28
Jabs Newby	1-4	0-0	0-0	0/1	1	1	2	3	2	0	1	15
Jaron Jones	1-3	0-0	0-0	0/1	1	0	2	1	0	0	2	12
Jeff Allgood	1-3	1-2	0-0	0/1	1	0	3	1	0	0	0	8
Deverin Muff	0-0	0-0	0-0	0/0	0	1	0	0	0	0	0	1
Taylor Filipek	2-3	0-0	0-0	1/1	2	3	4	2	0	0	0	22
TEAM				1/1	2							
<b>Totals.....</b>	<b>28-49</b>	<b>8-15</b>	<b>13-15</b>	<b>6/19</b>	<b>25</b>	<b>15</b>	<b>77</b>	<b>17</b>	<b>7</b>	<b>2</b>	<b>5</b>	<b>200</b>
<b>By Periods</b>	<b>1</b>	<b>2</b>	<b>Final</b>									
Southeast Missouri	28	36	64									
Eastern Kentucky	31	46	77									

FG Percentage: SEMO 51.0, EKU 57.1 3-Point FG Percentage: SEMO 36.4, EKU 53.3  
FT Percentage: SEMO 44.4, EKU 86.7 Attendance: 2,600

### Game #26 - Morehead State 64, Southeast Missouri 52

February 12, 2011 • Johnson Arena • Morehead, Ky.

SEMO (7-19, 5-10)	FG	3P	FT	O/D	REB	F	PTS	A	TO	B	S	M
Cameron Butler, f	2-4	0-0	0-0	0/5	5	5	4	1	1	0	0	21
Lucas Nutt, g	3-13	2-7	2-3	0/0	0	0	10	2	4	0	1	37
Anthony Allison, g	4-9	2-4	0-0	1/3	4	4	10	1	3	0	0	36
Marland Smith, g	3-10	3-6	0-1	1/5	6	2	9	0	1	0	0	14
Leon Powell, f	4-7	0-0	3-7	1/6	7	5	11	0	1	1	1	37
Marcus Brister	3-6	0-0	0-3	0/7	7	2	6	7	3	0	1	35
Waylon Jones	1-1	0-0	0-0	2/1	3	2	2	0	0	0	0	18
Zach House	0-0	0-0	0-0	0/0	0	3	0	0	0	0	0	2
TEAM				3/0	3							
<b>Totals.....</b>	<b>20-50</b>	<b>7-17</b>	<b>5-14</b>	<b>8/27</b>	<b>35</b>	<b>23</b>	<b>52</b>	<b>11</b>	<b>13</b>	<b>1</b>	<b>3</b>	<b>200</b>
MOR (19-8, 11-4)	FG	3P	FT	O/D	REB	F	PTS	A	TO	B	S	M
Terrance Hill, *	1-5	1-3	0-0	1/3	4	4	3	1	1	0	1	29
Ty Proffitt, *	1-4	1-2	0-0	0/1	1	3	3	2	2	1	0	30
Demonte Harper, *	3-11	0-1	6-8	4/3	7	1	12	0	3	0	0	36
Sam Goodman, *	3-7	1-2	5-6	0/2	2	2	12	1	1	1	0	26
Kenneth Faried, *	8-10	0-0	7-15	3/13	16	3	23	2	1	3	4	37
Drew Kelly	1-7	0-2	0-0	1/5	6	3	2	2	1	0	0	18
Lamont Austin	2-3	1-2	2-2	0/1	1	2	7	2	1	0	0	20
Dionte Ferguson	1-1	0-0	0-0	0/1	1	0	2	0	0	0	0	4
TEAM				0/1	1							
<b>Totals.....</b>	<b>20-48</b>	<b>4-12</b>	<b>20-31</b>	<b>9/30</b>	<b>39</b>	<b>18</b>	<b>64</b>	<b>10</b>	<b>10</b>	<b>5</b>	<b>5</b>	<b>200</b>
<b>By Periods</b>	<b>1</b>	<b>2</b>	<b>Final</b>									
Southeast Missouri	23	29	52									
Morehead State	34	30	64									

FG Percentage: SEMO 40.0, MOR 41.7 3-Point FG Percentage: SEMO 41.2, MOR 33.3  
FT Percentage: SEMO 35.7, MOR 64.5 Attendance: 5,435

### Game #27 - Southeast Missouri 64, Murray State 57

February 16, 2011 • Show Me Center • Cape Girardeau, Mo.

MUR (20-7, 12-4)	FG	3P	FT	O/D	REB	F	PTS	A	TO	B	S	M
Ed Daniel, f	3-5	0-0	0-0	1/5	6	5	6	0	1	3	0	22
Jeffery McClain, f	1-3	0-0	0-0	2/4	6	5	2	2	0	0	0	18
Jewuan Miles, f	1-3	0-0	2-2	1/2	3	1	4	0	3	0	1	17
Isaac Myles, g	3-10	0-5	2-2	0/0	0	3	8	3	3	0	0	33
B.J. Jenkins, g	6-13	3-6	3-3	0/1	1	3	18	1	1	0	1	35
Isaiah Canaan	2-11	1-6	0-0	2/0	2	0	5	0	2	0	0	23
Donte Poole	0-1	0-1	0-0	0/0	0	2	0	0	0	1	0	14
Shawn Jackson	1-2	0-0	2-2	1/1	2	0	4	0	1	0	0	6
Chris Griffin	0-0	0-0	0-0	0/2	2	1	0	0	0	0	1	7
Ivan Aska	5-8	0-0	0-1	5/7	12	3	10	1	1	2	1	26
TEAM				0/1	1							
<b>Totals.....</b>	<b>22-56</b>	<b>4-18</b>	<b>9-10</b>	<b>12/23</b>	<b>35</b>	<b>23</b>	<b>57</b>	<b>7</b>	<b>12</b>	<b>6</b>	<b>4</b>	<b>200</b>
SEMO (8-19, 6-10)	FG	3P	FT	O/D	REB	F	PTS	A	TO	B	S	M
Cameron Butler, f	0-3	0-0	4-6	1/4	5	2	4	1	1	1	1	35
Leon Powell, f	7-12	0-0	5-9	5/5	10	4	19	2	0	1	1	36
Lucas Nutt, g	3-8	1-2	5-5	0/1	1	2	12	1	4	0	0	36
Anthony Allison, g	6-10	1-1	1-2	0/3	3	2	14	2	0	0	1	32
Marland Smith, g	4-7	1-3	5-6	0/6	6	1	14	3	1	0	2	37
Marcus Brister	0-2	0-0	1-4	0/0	0	1	1	1	2	0	1	15
Waylon Jones	0-0	0-0	0-0	0/1	1	0	0	0	0	0	0	4
Zach House	0-1	0-0	0-0	0/0	0	0	0	0	0	0	0	5
TEAM				1/3	4							
<b>Totals.....</b>	<b>20-43</b>	<b>3-6</b>	<b>21-32</b>	<b>7/23</b>	<b>30</b>	<b>12</b>	<b>64</b>	<b>10</b>	<b>8</b>	<b>2</b>	<b>6</b>	<b>200</b>
<b>By Periods</b>	<b>1</b>	<b>2</b>	<b>Final</b>									
Murray State	18	39	57									
Southeast Missouri	30	34	64									

FG Percentage: MUR 39.3, SEMO 46.5 3-Point FG Percentage: MUR 22.2, SEMO 50.0  
FT Percentage: MUR 90.0, SEMO 65.6 Attendance: 1,794

### Game #28 - Southeast Missouri 67, Sacramento State 52

February 19, 2011 • Show Me Center • Cape Girardeau, Mo.

SAC (7-18)	FG	3P	FT	O/D	REB	F	PTS	A	TO	B	S	M
John Dickson, f	3-10	1-2	6-7	1/0	1	3	13	3	0	0	1	28
Alpha N'Diaye, c	3-9	0-0	1-2	4/2	6	2	7	1	1	0	0	25
Sultan Toles-Bey, g	3-8	1-4	2-2	1/3	4	1	9	2	4	0	4	28
Walter Jackson, g	3-6	0-1	1-2	3/3	6	4	7	0	1	3	0	32
Heath Hoffman, g	1-8	0-5	0-0	2/2	4	1	2	0	0	0	1	32
Jackson Carabajal	0-1	0-1	0-0	1/0	1	2	0	0	1	0	0	17
Kendell Groom	2-4	0-0	0-1	0/1	1	0	4	0	0	0	1	9
Duro Bjegovic	4-10	0-3	0-0	1/5	6	0	8	0	0	1	0	23
Josh McGarver	0-0	0-0	0-0	1/0	1	1	0	0	0	0	0	5
Pete Rakoccevic	1-1	0-0	0-0	0/0	0	0	2	0	0	0	0	1
TEAM				3/1	4							
<b>Totals.....</b>	<b>20-57</b>	<b>2-16</b>	<b>10-14</b>	<b>17/17</b>	<b>34</b>	<b>14</b>	<b>52</b>	<b>6</b>	<b>8</b>	<b>4</b>	<b>7</b>	<b>200</b>
SEMO (9-19)	FG	3P	FT	O/D	REB	F	PTS	A	TO	B	S	M
Cameron Butler, f	0-2	0-0	0-0	1/2	3	4	0	2	2	0	0	18
Leon Powell, f	7-10	0-0	1-1	6/1	7	4	15	0	2	4	0	30
Lucas Nutt, g	5-8	3-6	4-4	0/3	3	0	17	5	2	0	2	38
Anthony Allison, g	5-13	2-5	1-1	0/2	2	3	13	0	0	0	0	33
Marland Smith, g	5-14	4-8	2-2	2/3	5	1	16	2	1	0	0	35
Marcus Brister	1-2	0-0	2-2	1/4	5	1	4	3	3	0	1	23
Waylon Jones	1-2	0-0	0-0	2/2	4	1	2	3	0	0	1	17
Zach House	0-1	0-0	0-0	0/3	3	0	0	0	1	0	0	6
TEAM				1/1	2							
<b>Totals.....</b>	<b>24-52</b>	<b>9-19</b>	<b>10-10</b>	<b>13/21</b>	<b>34</b>	<b>14</b>	<b>67</b>	<b>15</b>	<b>11</b>	<b>4</b>	<b>4</b>	<b>200</b>
<b>By Periods</b>	<b>1</b>	<b>2</b>	<b>Final</b>									
Sacramento State	27	25	52									
Southeast Missouri	29	38	67									

FG Percentage: SAC 35.1, SEMO 46.2 3-Point FG Percentage: SAC 12.5, SEMO 47.4  
FT Percentage: SAC 71.4, SEMO 100.0 Attendance: 2,683





# SOUTHEAST MISSOURI STATE UNIVERSITY REDHAWKS BASKETBALL

## BOX SCORES

### Game #29 - Tennessee State 57, Southeast Missouri 52

February 24, 2011 • Gentry Center • Nashville, Tenn.

SEMO (9-20, 6-11)	FG	3P	FT	O/D	REB	F	PTS	A	TO	B	S	M
Cameron Butler, f	2-3	0-0	0-0	2/5	7	3	4	0	2	2	0	34
Lucas Nutt, g	5-7	2-4	3-4	0/0	0	1	15	5	3	0	1	40
Anthony Allison, g	1-4	0-1	0-0	0/0	0	0	2	0	1	0	0	14
Marland Smith, g	4-19	1-9	1-2	0/3	3	3	10	2	2	0	2	34
Leon Powell, f	6-8	0-0	2-2	1/1	2	4	14	0	0	1	0	29
Marcus Brister	2-5	0-1	1-3	1/9	10	3	5	4	6	0	0	32
Waylon Jones	1-1	0-0	0-0	0/0	0	3	2	0	0	0	0	10
Zach House	0-0	0-0	0-0	0/1	1	0	0	0	1	2	0	7
TEAM				1/1	2							
<b>Totals.....</b>	<b>21-47</b>	<b>3-15</b>	<b>7-11</b>	<b>5/20</b>	<b>25</b>	<b>17</b>	<b>52</b>	<b>11</b>	<b>15</b>	<b>5</b>	<b>3</b>	<b>200</b>
TSU (13-15, 9-8)	FG	3P	FT	O/D	REB	F	PTS	A	TO	B	S	M
Patrick Miller, *	5-13	1-3	0-0	0/0	0	1	11	1	4	0	4	31
Wil Peters, *	4-10	2-4	4-4	2/6	8	2	14	2	0	0	0	38
Kenny Moore, *	4-10	2-4	0-0	2/1	3	3	10	3	1	1	1	23
Robert Covington, *	4-8	0-0	2-2	2/4	6	3	10	1	1	1	3	31
Michael Green, *	3-4	0-0	0-0	2/2	4	2	6	0	0	2	0	27
Jacquan Nobles	1-5	0-2	0-0	0/1	1	2	2	1	4	0	1	30
Chris Conner	0-3	0-1	0-0	0/2	2	1	0	0	1	0	0	8
Tashan Fredrick	0-2	0-0	4-4	1/1	2	0	4	1	0	0	1	12
TEAM				4/3	7				1			
<b>Totals.....</b>	<b>21-55</b>	<b>5-14</b>	<b>10-10</b>	<b>13/20</b>	<b>33</b>	<b>14</b>	<b>57</b>	<b>9</b>	<b>12</b>	<b>4</b>	<b>10</b>	<b>200</b>
By Periods	1	2	Final									
Southeast Missouri	14	38	52									
Tennessee State	34	23	57									

FG Percentage: SEMO 44.7, TSU 38.2 3-Point FG Percentage: SEMO 20.0, TSU 35.7

FT Percentage: SEMO 63.6, TSU 100.0 Attendance: 876

### Game #30 - Austin Peay 75, Southeast Missouri 52

February 26, 2011 • Dunn Center • Clarksville, Tenn.

SEMO (9-21, 6-12)	FG	3P	FT	O/D	REB	F	PTS	A	TO	B	S	M
Cameron Butler, f	2-3	0-0	1-3	1/3	4	3	5	0	2	1	0	27
Leon Powell, f	4-7	0-0	1-3	3/6	9	4	9	1	5	1	0	23
Lucas Nutt, g	3-8	3-7	1-2	0/4	4	3	10	1	4	0	0	30
Anthony Allison, g	0-9	0-2	3-4	0/0	0	3	3	1	0	0	0	29
Marland Smith, g	5-17	2-7	0-0	1/7	8	1	12	3	2	1	0	40-
Marcus Brister	3-9	0-0	4-9	1/0	1	1	10	5	4	0	1	29
Waylon Jones	1-1	0-0	0-1	1/4	5	3	2	1	0	1	2	15
Zach House	0-1	0-0	1-2	0/0	0	2	1	0	0	2	1	7
TEAM				4/1	5							
<b>Totals.....</b>	<b>18-55</b>	<b>5-16</b>	<b>11-24</b>	<b>11/25</b>	<b>36</b>	<b>20</b>	<b>52</b>	<b>12</b>	<b>17</b>	<b>6</b>	<b>4</b>	<b>200</b>
APSU (19-12, 13-5)	FG	3P	FT	O/D	REB	F	PTS	A	TO	B	S	M
Will Triggs, f	0-2	0-0	3-4	1/2	3	4	3	1	1	1	2	17
John Fraley, c	4-7	0-0	2-4	2/9	11	2	10	1	4	0	0	30
Caleb Brown, g	2-5	0-0	2-4	0/1	1	1	6	2	1	0	1	25
Tyshwan Edmondson, g	6-15	3-6	2-2	0/2	2	3	17	2	2	1	2	30
Josh Terry, g	8-10	0-0	0-2	2/7	9	2	16	2	0	0	2	34
Marcel Williams	3-4	0-0	1-2	1/7	8	4	7	0	1	0	1	16
Tyrone Caldwell	1-4	0-1	1-1	1/2	3	0	3	6	1	0	0	15
Alton Williams	0-1	0-0	0-0	0/0	0	0	0	0	0	0	0	2
Melvin Baker	1-5	0-1	2-2	0/3	3	4	4	0	2	0	0	9
Justin Blake	3-6	3-5	0-0	0/1	1	3	9	3	1	0	0	19
Matt Hasse	0-0	0-0	0-0	0/1	1	0	0	1	0	1	0	3
TEAM				4/1	5							
<b>Totals.....</b>	<b>28-59</b>	<b>6-13</b>	<b>13-21</b>	<b>11/36</b>	<b>47</b>	<b>23</b>	<b>75</b>	<b>18</b>	<b>13</b>	<b>3</b>	<b>8</b>	<b>200</b>
By Periods	1	2	Final									
Southeast Missouri	21	31	52									
Austin Peay	33	42	75									

FG Percentage: SEMO 32.7, APSU 47.5 3-Point FG Percentage: SEMO 31.3, APSU 46.2

FT Percentage: SEMO 45.8, APSU 61.9 Attendance: 3,553

### Game #31 - Southeast Missouri 65, Eastern Kentucky 49

March 2, 2011 • Municipal Auditorium • Nashville, Tenn.

SEMO (10-21)	FG	3P	FT	O/D	REB	F	PTS	A	TO	B	S	M
Cameron Butler, f	1-1	0-0	1-4	0/9	9	4	3	0	4	1	0	19
Lucas Nutt, g	2-2	2-2	4-4	0/4	4	1	10	6	0	0	1	38
Anthony Allison, g	4-8	0-0	1-2	0/2	2	3	9	0	1	1	0	34
Marland Smith, g	6-13	6-10	2-4	2/9	11	4	20	0	4	1	0	40
Leon Powell, f	5-7	0-0	2-4	0/6	6	2	12	7	1	2	0	36
Marcus Brister	3-5	0-0	5-10	0/5	5	3	11	3	1	0	1	28
Waylon Jones	0-0	0-0	0-0	0/0	0	2	0	0	0	0	0	2
Zach House	0-0	0-0	0-0	0/0	0	2	0	0	0	0	0	3
TEAM												
<b>Totals.....</b>	<b>21-36</b>	<b>8-12</b>	<b>15-28</b>	<b>2/35</b>	<b>37</b>	<b>21</b>	<b>65</b>	<b>16</b>	<b>11</b>	<b>5</b>	<b>2</b>	<b>200</b>
EKU (15-16)	FG	3P	FT	O/D	REB	F	PTS	A	TO	B	S	M
Joshua Jones, *	5-11	3-7	2-2	1/3	4	4	15	2	1	0	1	36
Josh Daniel, *	0-6	0-3	0-0	0/0	0	2	0	2	1	0	2	32
Jeff Johnson, *	0-3	0-3	1-2	1/4	5	0	1	0	1	0	0	21
Justin Stommes, *	4-14	3-10	0-0	0/1	1	3	11	0	2	0	0	24
Spencer Perrin, *	3-12	0-2	4-4	1/6	7	3	10	0	1	1	0	34
Willie Cruz	1-3	0-0	0-1	1/1	2	0	2	0	0	0	0	7
Devin McDonald	0-1	0-0	0-0	0/0	0	3	0	0	0	0	0	3
Jaron Jones	1-2	0-0	2-4	0/2	2	2	4	1	1	1	0	17
Jeff Allgood	2-4	1-3	1-1	1/0	1	1	6	0	0	0	0	8
Taylor Filipek	0-1	0-0	0-1	4/5	9	3	0	1	0	0	0	18
TEAM				1/0	1							
<b>Totals.....</b>	<b>16-57</b>	<b>7-28</b>	<b>10-15</b>	<b>10/22</b>	<b>32</b>	<b>21</b>	<b>49</b>	<b>6</b>	<b>7</b>	<b>1</b>	<b>3</b>	<b>200</b>
By Periods	1	2	Final									
Southeast Missouri	29	36	65									
Eastern Kentucky	28	21	49									

FG Percentage: SEMO 58.3, ECU 28.1 3-Point FG Percentage: SEMO 66.7, ECU 25.0

FT Percentage: SEMO 53.6, ECU 66.7 Attendance: 1,323

### Game #32 - Austin Peay 76, Southeast Missouri 60

March 3, 2011 • Municipal Auditorium • Nashville, Tenn.

SEMO (10-22)	FG	3P	FT	O/D	REB	F	PTS	A	TO	B	S	M
Cameron Butler, f	2-4	0-0	0-0	2/0	2	4	4	0	2	0	0	11
Lucas Nutt, g	1-6	0-3	1-2	0/2	2	2	3	4	1	0	0	30
Anthony Allison, g	8-15	3-4	5-5	0/3	3	3	24	1	2	0	1	36
Marland Smith, g	2-10	1-6	0-2	1/7	8	4	5	0	1	0	0	36
Leon Powell, f	2-8	0-0	1-5	5/2	7	5	5	2	0	3	0	34
Marcus Brister	5-12	0-0	3-5	0/3	3	1	13	3	2	0	1	28
Waylon Jones	0-0	0-0	0-0	0/1	1	1	0	0	1	0	1	4
Zach House	2-4	0-0	2-2	1/5	6	3	6	0	0	2	0	21
TEAM				3/0	3	1						
<b>Totals.....</b>	<b>22-59</b>	<b>4-13</b>	<b>12-21</b>	<b>12-23</b>	<b>35</b>	<b>24</b>	<b>60</b>	<b>10</b>	<b>9</b>	<b>5</b>	<b>3</b>	<b>200</b>
SEMO (0-2)	FG	3P	FT	O/D	REB	F	PTS	A	TO	B	S	M
Caleb Brown, *	9-11	1-1	9-12	0/4	4	3	28	3	2	0	2	34
Will Triggs, *	3-8	0-0	1-1	3/4	7	3	7	0	1	1	0	25
Tyshwan Edmondson, *	4-9	1-3	4-4	1/5	6	2	13	2	2	0	2	32
John Fraley, *	2-5	0-0	1-4	4/5	9	3	5	1	3	7	0	31
Josh Terry, *	3-8	0-0	5-5	1/4	5	2	11	2	2	0	2	35
Marcel Williams	0-0	0-0	1-2	0/4	4	2	1	1	0	1	0	9
Tyrone Caldwell	0-1	0-0	0-0	0/0	0	1	0	0	0	0	0	5
Melvin Baker	3-5	1-1	1-2	1/4	5	3	8	1	2	0	0	16
Justin Blake	1-6	1-5	0-0	0/0	0	2	3	2	1	0	1	13
TEAM				1/1	2							
<b>Totals.....</b>	<b>25-53</b>	<b>4-10</b>	<b>22-30</b>	<b>11/31</b>	<b>42</b>	<b>21</b>	<b>76</b>	<b>12</b>	<b>13</b>	<b>9</b>	<b>7</b>	<b>200</b>
By Periods	1	2	Final									
Southeast Missouri	32	28	60									
Austin Peay	41	35	76									

FG Percentage: SEMO 37.3, APSU 47.2 3-Point FG Percentage: SEMO 30.8, APSU 40.0

FT Percentage: SEMO 57.1, APSU 73.3 Attendance: 1,459





**SOUTHEAST MISSOURI STATE UNIVERSITY REDHAWKS  
OPPONENTS**







# SOUTHEAST MISSOURI STATE UNIVERSITY REDHAWKS BASKETBALL

## NON-CONFERENCE

### ARKANSAS STATE

Nov. 29, at Jonesboro, Ark.

Location.....Jonesboro, Ark.  
Founded.....1909  
Enrollment.....13,448  
Colors.....Scarlet and Black  
Nickname.....Red Wolves  
Conference.....Sun Belt  
Arena.....Convocation Center (10,038)  
President.....Dr. Robert Potts  
Athletics Director.....Dr. Dean Lee  
SID.....Anthony Reynolds  
Office Phone.....(870) 972-3547  
Cell Phone.....(870) 530-4454  
E-Mail.....areynolds@astate.edu  
Fax.....(870) 972-3367  
Press Row.....(870) 972-2541  
Website.....AStateRedWolves.com  
Head Coach.....John Brady  
Alma Mater.....Belhaven College, 1976  
Career Record.....311-247 (19 Years)  
School Record.....30-31 (2 Years)  
2010-11 Record.....17-15  
Conference Record/Finish.....11-5/1st West  
Starters Returning/Lost.....3/2  
Lettermen Returning/Lost.....7/4

AStateRedWolves.com

### BRADLEY

Nov. 16, at Peoria, Ill.

Location.....Peoria, Ill.  
Founded.....1898  
Enrollment.....5,813  
Colors.....Red and White  
Nickname.....Braves  
Conference.....Missouri Valley  
Arena.....Carver Arena (11,164)  
President.....Joanne K. Glasser, Esq.  
Athletics Director.....Michael Cross, PhD  
SID.....Bobby Parker  
Office Phone.....(309) 677-2624  
Cell Phone.....(309) 256-4302  
E-Mail.....bparker@bradley.edu  
Fax.....(309) 677-2626  
Press Row.....(309) 680-3795  
Website.....BradleyBraves.com  
Head Coach.....Geno Ford  
Alma Mater.....Ohio University, 1997  
Career Record.....119-69 (Six Years)  
School Record.....First Year  
2010-11 Record.....12-20  
Conference Record/Finish.....4-14/19th  
Starters Returning/Lost.....3/2  
Lettermen Returning/Lost.....9/3

BradleyBraves.com

### Arkansas State Schedule

#### November

11 at Lamar  
15 Missouri State  
17 UT Martin  
20 at Ohio  
22 at Louisville  
29 Southeast Missouri

#### December

1 at St. Bonaventure  
5 at Austin Peay  
10 Central Arkansas  
14 Seattle  
17 at Murray State  
19 Lyon  
22 at Saint Louis  
29 Kent State  
31 at Louisiana-Monroe

#### January

5 Denver  
7 North Texas  
9 Florida Atlantic  
14 Arkansas-Little Rock  
19 at Middle Tennessee  
21 Louisiana-Lafayette  
26 at Denver  
28 at North Texas

#### February

2 Louisiana-Monroe  
4 at Seattle  
9 at South Alabama  
11 at Louisiana-Lafayette  
16 Troy  
18 Florida International  
23 at Western Kentucky  
25 at Arkansas-Little Rock

### Bradley Schedule

#### November

13 UMKC  
16 Southeast Missouri  
19 North Dakota  
22 Wofford  
25 vs. Wisconsin  
26 vs. BYU/Nevada

#### December

3 at Wyoming  
6 Northeastern  
15 at George Washington  
17 at Drexel  
20 Western Carolina  
22 at Michigan  
28 Wichita State

#### January

4 Southern Illinois  
7 Creighton  
10 at Drake  
13 at Wichita State  
15 Northern Iowa  
18 at Evansville  
21 Missouri State  
24 at Southern Illinois  
28 at Creighton

#### February

1 Evansville  
4 at Illinois State  
8 Indiana State  
12 at Missouri State  
15 Drake  
18 ESPN BracketBusters  
22 at Northern Iowa  
25 Illinois State

### CENTRAL ARKANSAS

Dec. 5, at Conway, Ark.

Location.....Conway, Ark.  
Founded.....1907  
Enrollment.....11,444  
Colors.....Purple and Gray  
Nickname.....Bears  
Conference.....Southland  
Arena.....Farris Center (5,000)  
President.....Tom Courtway  
Athletics Director.....Dr. Brad Teague  
SID.....Steve East  
Office Phone.....(501) 450-5743  
Cell Phone.....(501) 339-8215  
E-Mail.....seast@uca.edu  
Fax.....(501) 450-5740  
Press Row.....(501) 852-2673  
Website.....UCASports.com  
Head Coach.....Corliss Williamson  
Alma Mater.....Maryland, 2003  
Career Record.....5-24 (1 Year)  
School Record.....Same  
2010-11 Record.....5-24  
Conference Record/Finish.....1-15  
Starters Returning/Lost.....2/3  
Lettermen Returning/Lost.....5/5

UCASports.com

### HANNIBAL-LAGRANGE

Nov. 23, at Cape Girardeau, Mo.

Location.....Hannibal, Mo.  
Founded.....1858  
Enrollment.....N/A  
Colors.....Scarlet and Blue  
Nickname.....Trojans  
Conference.....American Midwest  
Arena.....Mabee Sports Complex  
President.....Dr. Woodrow Burt  
Athletics Director.....Jason Nichols  
SID.....Jordan Argo  
Office Phone.....(573) 629-3227  
Cell Phone.....N/A  
E-Mail.....jordan.argo@hlg.edu  
Fax.....N/A  
Press Row.....(573) 629-3210  
Website.....HLGTrojans.com  
Head Coach.....Jason Durst  
Alma Mater.....Culver-Stockton  
Career Record.....67-109 (6 Years)  
School Record.....Same  
2010-11 Record.....8-20  
Conference Record/Finish.....4-10/7th  
Starters Returning/Lost.....5/0  
Lettermen Returning/Lost.....5/7

HLGTrojans.com

### Central Arkansas Schedule

#### November

11 at Stanford  
13 at Sacramento State  
16 Philander Smith  
22 Ecclesia  
26 Eastern Illinois  
30 at UT Martin

#### December

5 Southeast Missouri  
7 Henderson State  
10 at Arkansas State  
19 at Iowa  
21 at Drake  
28 at UNLV

#### January

7 at Lamar  
11 Stephen F. Austin  
14 at Northwestern State  
18 Nicholls  
21 Lamar  
25 at Southeastern Louisiana  
29 at McNeese State

#### February

1 Northwestern State  
4 UT Arlington  
8 at Texas State  
11 McNeese State  
15 Sam Houston State  
22 at Nicholls  
25 Southeastern Louisiana  
29 UT-San Antonio

#### March

3 at Texas A&M-Corpus Christi

### Hannibal-LaGrange Schedule

#### November

1 Iowa Wesleyan  
3 St. Ambrose  
5 at College of the Ozarks  
7 at Clarke College  
9 at Missouri Valley  
15 at Quincy

18 at Moody Bible Tournament  
19 at Moody Bible Tournament  
23 at Southeast Missouri (ex.)  
25 vs. Kansas Wesleyan  
26 vs. Central Bible  
29 at Iowa Wesleyan

#### December

6 College of the Ozarks  
8 Lindenwood-Belleville  
10 at SIU Edwardsville (ex.)  
12 Missouri Valley  
17 at Culver-Stockton

#### January

9 at Lindenwood-Belleville  
12 at William Woods  
14 at Williams Baptist  
19 at Harris-Stowe  
26 Missouri Baptist  
28 at Columbia College

#### February

2 Park University  
4 William Woods  
9 at Williams Baptist  
11 Harris-Stowe  
13 at Truman State  
18 at Missouri Baptist  
23 Columbia College  
25 at Park University



# SOUTHEAST MISSOURI STATE UNIVERSITY REDHAWKS BASKETBALL

## NON-CONFERENCE

### HARRIS-STOWE

Nov. 14, at Cape Girardeau, Mo.

Location.....St. Louis, Mo.  
Founded.....1857  
Enrollment.....2,000  
Colors.....Brown and Gold  
Nickname.....Hornets  
Conference.....American Midwest  
Arena.....Emerson Performance Center  
President.....Dr. Henry Givens, Jr.  
Athletics Director.....Don Kaverman  
SID.....Phillip Hunt  
Office Phone.....(314) 340-5906  
Cell Phone.....N/A  
E-Mail.....huntrp@hssu.edu  
Fax.....(314) 340-5762  
Press Row.....(314) 340-5721  
Website.....HornetsAthletics.com  
Head Coach.....Phillip Hunt  
Alma Mater.....Saint Louis, 2004  
Career Record.....28-36 (2 Years)  
School Record.....Same  
2010-11 Record.....12-20  
Conference Record/Finish.....6-8  
Starters Returning/Lost.....N/A  
Lettermen Returning/Lost.....N/A

### MIAMI (OHIO)

Nov. 26, at Cape Girardeau, Mo.

Location.....Oxford, Ohio  
Founded.....1809  
Enrollment.....15,766  
Colors.....Red and White  
Nickname.....RedHawks  
Conference.....Mid-American (East Division)  
Arena.....Millett Hall (6,400)  
President.....Dr. David C. Hodge  
Athletics Director.....Brad Bates  
SID.....Angie Renninger  
Office Phone.....(513) 529-6239  
Cell Phone.....(513) 330-0810  
E-Mail.....renninal@muohio.edu  
Fax.....(513) 529-6729  
Press Row.....(513) 529-7276  
Website.....MURedHawks.com  
Head Coach.....Charlie Coles  
Alma Mater.....Miami, 1965  
Career Record.....346-287 (21 Years)  
School Record.....254-203 (15 Years)  
2010-11 Record.....16-17  
Conference Record/Finish.....11-5/2nd  
Starters Returning/Lost.....4/2  
Lettermen Returning/Lost.....9/4

### Harris-Stowe Schedule

#### November

2 William Penn  
4 at Trinity International  
5 at Cardinal Stritch  
8 Lindenwood-Belleville  
11 at Murray State (ex.)  
12 Trevecca Nazarene  
14 at Southeast Missouri (ex.)  
15 Baker University  
17 Logan Chiropractic  
22 Saint Ambrose  
20 at College of the Ozarks

#### December

2 vs. Trevecca Nazarene  
3 vs. Victory University  
6 at Missouri Valley College  
10 Principia College  
12 at Lindenwood-Belleville  
17 at Saint Ambrose  
20 Benedictine College  
30 at Southern Indiana

#### January

14 Missouri Baptist  
19 Hannibal-LaGrange  
21 Park University  
26 at William Woods  
28 at Williams Baptist  
31 Missouri Valley College

#### February

2 Columbia College  
9 at Missouri Baptist  
11 at Hannibal-LaGrange  
16 at Park University  
18 William Woods  
23 Williams Baptist  
25 at Columbia College

### Miami (Ohio) Schedule

#### November

15 Dayton  
18 at Xavier  
21 at Saginaw Valley State  
26 at Southeast Missouri  
29 at Cincinnati

#### December

3 at Troy  
10 Wright State  
17 Belmont  
20 Evansville  
22 at Ohio State  
29 William & Mary

#### January

2 at Vanderbilt  
7 Akron  
11 at Kent State  
14 Buffalo  
18 Bowling Green  
21 at Ohio  
25 Toledo  
28 at Western Michigan

#### February

1 Eastern Michigan  
4 at Ball State  
8 at Northern Illinois  
11 Central Michigan  
15 at Akron  
18 ESPN BracketBusters  
21 Kent State  
25 at Buffalo  
29 at Bowling Green

#### March

2 Ohio

### MISSOURI

Nov. 11, at Columbia, Mo.

Location.....Columbia, Mo.  
Founded.....1839  
Enrollment.....32,000  
Colors.....Old Gold and Black  
Nickname.....Tigers  
Conference.....Big 12  
Arena.....Mizzou Arena (15,061)  
President.....Steve Owens  
Athletics Director.....Mike Alden  
SID.....David Reiter  
Office Phone.....(573) 884-2437  
Cell Phone.....(573) 424-8740  
E-Mail.....reiterd@missouri.edu  
Fax.....(573) 882-4720  
Press Row.....(573) 882-1442  
Website.....MUTigers.com  
Head Coach.....Frank Haith  
Alma Mater.....Elon, 1988  
Career Record.....129-101 (7 Years)  
School Record.....First Year  
2010-11 Record.....23-11  
Conference Record/Finish.....8-8/15th  
Starters Returning/Lost.....5/0  
Lettermen Returning/Lost.....9/2

### OREGON

Nov. 20, at Eugene, Ore.

Location.....Eugene, Ore.  
Founded.....1876  
Enrollment.....24,000  
Colors.....Green and Yellow  
Nickname.....Ducks  
Conference.....Pac-12  
Arena.....Matthew Knight Arena (12,369)  
President.....Dr. Richard Lariviere  
Athletics Director.....Rob Mullens  
SID.....Chris Geraghty  
Office Phone.....(541) 346-7332  
Cell Phone.....(541) 335-9158  
E-Mail.....chrisg@uoregon.edu  
Fax.....(541) 346-5449  
Press Row.....(541) 346-4497  
Website.....GoDucks.com  
Head Coach.....Dana Altman  
Alma Mater.....East New Mexico, 1980  
Career Record.....431-261 (22 Years)  
School Record.....21-18 (1 Year)  
2010-11 Record.....21-18  
Conference Record.....7-11  
Starters Returning/Lost.....N/A  
Lettermen Returning/Lost.....N/A

### Missouri Schedule

#### November

11 Southeast Missouri  
14 Mercer  
17 Niagara  
21 vs. Notre Dame  
22 vs. California/Georgia  
27 Binghamton

#### December

2 Northwestern State  
6 at Villanova  
10 Navy  
15 Kennesaw State  
18 William & Mary  
22 vs. Illinois  
30 at Old Dominion

#### January

3 Oklahoma  
7 at Kansas State  
11 at Iowa State  
14 Texas  
16 Texas A&M  
21 at Baylor  
25 at Oklahoma State  
28 Texas Tech  
30 at Texas

#### February

4 Kansas  
6 at Oklahoma  
11 Baylor  
15 Oklahoma State  
18 at Texas A&M  
21 Kansas State  
25 at Kansas  
29 Iowa State

#### March

3 at Texas Tech

### Oregon Schedule

#### November

11 at Vanderbilt  
17 Eastern Washington  
20 Southeast Missouri  
23 at Nebraska  
29 UTEP

#### December

3 vs. BYU  
10 Fresno State  
12 Portland State  
18 Virginia  
20 North Carolina Central  
21 Prairie View A&M  
22 Stephen F. Austin  
29 vs. Washington State  
31 at Washington

#### January

5 Stanford  
8 California  
12 at Arizona State  
14 at Arizona  
19 USC  
21 UCLA  
29 Oregon State

#### February

2 at Utah  
4 at Colorado  
9 Washington  
11 Washington State  
16 at California  
19 at Stanford  
26 at Oregon State

#### March

1 Colorado  
3 Utah

HornetsAthletics.com

MUTigers.com

MURedhawks.com

GoDucks.com





# SOUTHEAST MISSOURI STATE UNIVERSITY REDHAWKS BASKETBALL

## NON-CONFERENCE

### SACRAMENTO STATE

Dec. 22, at Sacramento, Calif.

Location..... Sacramento, Calif.  
Founded..... 1947  
Enrollment..... 27,033  
Colors..... Green and Gold  
Nickname..... Hornets  
Conference..... Big Sky  
Arena..... Hornets Nest (1,200)  
President..... Dr. Alexander Gonzalez  
Athletics Director..... Dr. Terry Wanless  
SID..... Ryan Bjork  
Office Phone..... (916) 278-6896  
Cell Phone..... (916) 838-7557  
E-Mail..... rbjork@csus.edu  
Fax..... (916) 278-5429  
Press Row..... (916) 278-7531  
Website..... HornetSports.com  
Head Coach..... Brian Katz  
Alma Mater..... Sacramento State, 1980  
Career Record..... 18-69 (3 Years)  
School Record..... Same  
2010-11 Record..... 7-21  
Conference Record/Finish..... 4-12/18th  
Starters Returning/Lost..... 3/2  
Lettermen Returning/Lost..... 7/3

HornetSports.com

### SMU

Dec. 19, at Cape Girardeau, Mo.

Location..... Dallas, Texas  
Founded..... 1911  
Enrollment..... 10,981  
Colors..... Red and Blue  
Nickname..... Mustangs  
Conference..... Conference USA  
Arena..... Moody Coliseum (8,998)  
President..... R. Gerald Turner  
Athletics Director..... Steve Orsini  
SID..... Herman Hudson  
Office Phone..... (214) 768-1304  
Cell Phone..... (214) 924-0358  
E-Mail..... hermanh@smu.edu  
Fax..... (214) 768-2044  
Press Row..... (214) 768-7742  
Website..... SMUMustangs.com  
Head Coach..... Matt Doherty  
Alma Mater..... North Carolina, 1984  
Career Record..... 157-161 (10 Years)  
School Record..... 67-90 (5 Years)  
2010-11 Record..... 20-15  
Conference Record/Finish..... 8-8/7th  
Starters Returning/Lost..... 2/3  
Lettermen Returning/Lost..... 7/4

SMUMustangs.com

### Sacramento State Schedule

#### November

11 Menlo  
13 Central Arkansas  
17 at Washington State  
22 at UC Davis  
26 McNeese State  
30 at Cal Poly  
December  
2 at Oklahoma  
7 at Cal State Bakersfield  
10 Cal Maritime  
18 North Dakota  
22 Southeast Missouri  
29 at Northern Arizona  
31 at Weber State

#### January

7 Northern Colorado  
12 Eastern Washington  
14 Idaho State  
19 at Montana State  
21 at Montana  
26 Weber State  
28 Northern Arizona  
February  
2 at Northern Colorado  
4 at Eastern Washington  
9 Montana State  
11 Montana  
15 at Portland State  
18 ESPN BracketBusters  
23 Portland State  
25 at Idaho State

### SMU Schedule

#### November

11 McMurry  
14 vs. Colorado State  
15 vs. Stanford/Fresno State  
19 Florida Gulf Coast  
21 Preseason NIT  
27 Georgia Southern  
December  
4 at Arkansas-Little Rock  
15 vs. Jackson State  
19 at Southeast Missouri  
22 Dallas Christian  
28 vs. Oklahoma State  
31 Louisiana Tech

#### January

3 at Ole Miss  
7 at Tulsa  
11 Rice  
14 at UTEP  
18 Houston  
21 at Memphis  
25 at Tulane  
28 Tulsa  
February  
1 at East Carolina  
4 Central Florida  
8 TCU  
11 at Rice  
15 UAB  
18 Marshall  
22 Tulane  
25 at Houston  
29 at Southern Miss

March  
3 UTEP

### SOUTHEASTERN LOUISIANA

Dec. 3, at Cape Girardeau, Mo.

Location..... Hammond, La.  
Founded..... 1925  
Enrollment..... 15,414  
Colors..... Green and Gold  
Nickname..... Lions  
Conference..... Southland  
Arena..... University Center (7,500)  
President..... Dr. John L. Crain  
Athletics Director..... Bart Bellairs  
SID..... Matt Sullivan  
Office Phone..... (985) 549-2142  
Cell Phone..... (985) 981-0009  
E-Mail..... rsullivan@selu.edu  
Fax..... (985) 549-3773  
Press Row..... (985) 549-2326  
Website..... LionSports.net  
Head Coach..... Jim Yarbrough  
Alma Mater..... Florida State, 1987  
Career Record..... 193-124 (11 Years)  
School Record..... 96-82 (6 Years)  
2010-11 Record..... 15-14  
Conference Record/Finish..... 9-7/3rd  
Starters Returning/Lost..... 2/3  
Lettermen Returning/Lost..... 6/5

LionSports.net

### UMKC

Dec. 10, at Cape Girardeau, Mo.

Location..... Kansas City, Mo.  
Founded..... 1933  
Enrollment..... 14,221  
Colors..... Blue and Gold  
Nickname..... Kangaroos  
Conference..... Summit League  
Arena..... Swinney Rec Center (1,504)  
Chancellor..... Leo Morton  
Athletics Director..... Tim Hall  
SID..... Rob McCutcheon  
Office Phone..... (816) 235-1034  
Cell Phone..... (816) 284-9251  
E-Mail..... mcutcheonrb@umkc.edu  
Fax..... (816) 235-1035  
Press Row..... (816) 235-6903  
Website..... UMKCKangaroos.com  
Head Coach..... Matt Brown  
Alma Mater..... Shippensburg, 1994  
Career Record..... 46-77 (4 Years)  
School Record..... Same  
2010-11 Record..... 16-14  
Conference Record/Finish..... 9-9/6th  
Starters Returning/Lost..... 2/3  
Lettermen Returning/Lost..... 8/4

UMKCKangaroos.com

### Southeastern Louisiana Schedule

#### November

13 at Tulsa  
15 Spring Hill  
19 Louisiana-Monroe  
21 Blue Mountain  
26 at Western Kentucky  
30 Louisiana Tech

#### December

3 at Southeast Missouri  
12 Southern  
17 at Arkansas  
21 at South Carolina  
30 at Texas Tech

#### January

4 at UT Arlington  
7 at Stephen F. Austin  
10 Champion Baptist  
14 Texas A&M-Corpus Christi  
18 at McNeese State  
21 Nicholls State  
25 Central Arkansas  
28 at Northwestern State

#### February

1 Lamar  
4 Sam Houston State  
8 at UT San Antonio  
11 Northwestern State  
15 at Lamar  
18 ESPN BracketBusters  
22 Texas State  
25 at Central Arkansas  
29 McNeese State

#### March

3 at Nicholls State

### UMKC Schedule

#### November

11 Northwest Missouri State  
13 at Bradley  
16 Nebraska-Omaha  
19 at Utah Valley  
22 at Wisconsin  
25 vs. Wofford  
26 vs. Prairie View/Longwood

#### December

1 at IPFW  
3 at Oakland  
7 North Dakota  
10 at Southeast Missouri  
16 Canisius  
19 at Michigan State  
22 at New Mexico  
28 Oral Roberts  
30 Southern Utah

#### January

3 at IUPUI  
7 South Dakota  
12 at North Dakota State  
14 at South Dakota State  
19 Western Illinois  
21 IUPUI  
26 at Southern Utah  
28 at Oral Roberts

#### February

4 at South Dakota  
9 North Dakota State  
11 South Dakota State  
15 at Western Illinois  
18 ESPN BracketBusters  
23 Oakland  
25 IPFW



# SOUTHEAST MISSOURI STATE UNIVERSITY REDHAWKS BASKETBALL

## OHIO VALLEY

### AUSTIN PEAY

Jan. 26, at Cape Girardeau, Mo.  
Feb. 25, at Clarksville, Tenn.

Location..... Clarksville, Tenn.  
Founded.....1927  
Enrollment.....10,723  
Colors.....10,723  
Nickname.....Governors  
Conference.....Ohio Valley  
Arena.....Dunn Center (7,875)  
President.....Tim Hall  
Athletics Director.....Dave Loos  
SID.....Brad Kirtley  
Office Phone.....(931) 221-7561  
Cell Phone.....(931) 801-7875  
E-Mail.....kirtleyb@apsu.edu  
Fax.....(931) 221-7562  
Press Row.....(931) 221-7155  
Website.....LetsGoPeay.com  
Head Coach.....Dave Loos  
Alma Mater.....Memphis, 1970  
Career Record.....433-343 (25 Years)  
School Record.....351-290 (21 Years)  
2010-11 Record.....20-14  
Conference Record/Finish.....13-5/2nd  
Starters Returning/Lost.....4/1  
Lettermen Returning/Lost.....9/3

LetsGoPeay.com

### EASTERN ILLINOIS

Jan. 14, at Cape Girardeau, Mo.  
Jan. 30, at Charleston, Ill.

Location.....Charleston, Ill.  
Founded.....1895  
Enrollment.....11,630  
Colors.....Blue and Gray  
Nickname.....Panthers  
Conference.....Ohio Valley  
Arena.....Lantz Arena (5,300)  
President.....Dr. William Perry  
Athletics Director.....Barbara Burke  
SID.....Rich Moser  
Office Phone.....(217) 581-7480  
Cell Phone.....(217) 508-8319  
E-Mail.....rmoser@eiu.edu  
Fax.....(217) 581-7001  
Press Row.....(217) 581-5135  
Website.....EIUPanthers.com  
Head Coach.....Mike Miller  
Alma Mater.....East Texas State, 1987  
Career Record.....150-192 (10 Years)  
School Record.....63-113 (6 Years)  
2010-11 Record.....9-20  
Conference Record/Finish.....4-14/9th  
Starters Returning/Lost.....2/3  
Lettermen Returning/Lost.....7/6

EIUPanthers.com

### Austin Peay Schedule

November  
11 at Middle Tennessee  
15 at California  
19 at Oral Roberts  
21 at Bowling Green  
22 vs. George Washington  
23 vs. Detroit  
26 Middle Tennessee  
28 at Lipscomb  
December  
3 at Memphis  
5 Arkansas State  
10 at Tennessee  
17 Rochester (Mich.)  
21 Belmont  
29 at Eastern Kentucky  
31 at Morehead State  
January  
7 Murray State  
12 Eastern Kentucky  
14 Jacksonville State  
16 Tennessee State  
19 at SIU Edwardsville  
21 at Eastern Illinois  
26 at Southeast Missouri  
28 UT Martin  
30 at Tennessee State  
February  
2 Tennessee Tech  
6 at Belmont  
11 at Murray State  
15 Morehead State  
18 ESPN BracketBusters  
23 at UT Martin  
25 Southeast Missouri

### Eastern Illinois Schedule

November  
11 at Indiana State  
16 Loyola-Chicago  
20 at Northern Illinois  
23 Eureka College  
26 at Central Arkansas  
30 Maine  
December  
3 Stony Brook  
7 Oakland City College  
10 at Western Illinois  
18 at Northwestern  
21 at Maine  
30 Murray State  
January  
4 at SIU Edwardsville  
7 at Houston Baptist  
12 UT Martin  
14 at Southeast Missouri  
19 Tennessee State  
21 Austin Peay  
26 at Jacksonville State  
28 at Murray State  
30 Southeast Missouri  
February  
2 Eastern Kentucky  
4 Morehead State  
9 at Tennessee Tech  
11 at UT Martin  
15 SIU Edwardsville  
18 ESPN BracketBusters  
23 at Morehead State  
25 at Eastern Kentucky

### EASTERN KENTUCKY

Jan. 7, at Richmond, Ky.

Location.....Richmond, Ky.  
Founded.....1906  
Enrollment.....16,515  
Colors.....Maroon and White  
Nickname.....Colonels  
Conference.....Ohio Valley  
Arena.....McBrayer Arena (6,500)  
President.....Dr. Doug Whitlock  
Athletics Director.....Mark Sandy  
SID.....Michael Clark  
Office Phone.....(859) 622-6170  
Cell Phone.....N/A  
E-Mail.....michael.clark@eku.edu  
Fax.....(859) 622-5108  
Press Row.....(859) 622-5908  
Website.....EKUSports.com  
Head Coach.....Jeff Neubauer  
Alma Mater.....La Salle, 1993  
Career Record.....102-86 (6 Years)  
School Record.....Same  
2010-11 Record.....15-16  
Conference Record/Finish.....9-9/6th  
Starters Returning/Lost.....2/3  
Lettermen Returning/Lost.....9/4

EKUSports.com

### JACKSONVILLE STATE

Jan. 2, at Cape Girardeau, Mo.  
Feb. 23, at Jacksonville, Ala.

Location.....Jacksonville, Ala.  
Founded.....1883  
Enrollment.....9,504  
Colors.....Red and White  
Nickname.....Gamecocks  
Conference.....Ohio Valley  
Arena.....Pete Mathews Coliseum (5,500)  
President.....Dr. William A. Meehan  
Athletics Director.....Warren Koegel  
SID.....Josh Underwood  
Office Phone.....(256) 782-5915  
Cell Phone.....(256) 453-0545  
E-Mail.....underwood@jsu.edu  
Fax.....(256) 782-5958  
Press Row.....(256) 782-5528  
Website.....JSUGamecocksports.com  
Head Coach.....James Green  
Alma Mater.....Mississippi, 1983  
Career Record.....194-221 (14 Years)  
School Record.....27-61 (3 Years)  
2010-11 Record.....5-25  
Conference Record/Finish.....3-15/10th  
Starters Returning/Lost.....2/3  
Lettermen Returning/Lost.....4/9

JSUGamecocksports.com

### Eastern Kentucky Schedule

November  
7 at Mississippi State  
12 at Winthrop  
14 at Presbyterian  
18 at Liberty  
19 vs. William & Mary  
20 vs. Lehigh  
27 at Norfolk State  
29 at Delaware State  
December  
3 Brescia  
6 North Carolina Central  
10 Georgia Southern  
17 at Jacksonville State  
20 at Arkansas  
29 Austin Peay  
31 Tennessee State  
January  
4 at Murray State  
7 Southeast Missouri  
12 at Austin Peay  
14 at Morehead State  
19 UT Martin  
22 Longwood  
26 Tennessee Tech  
28 at Tennessee State  
February  
2 at Eastern Illinois  
4 at SIU Edwardsville  
7 Mid-Continent  
11 Morehead State  
15 at Tennessee Tech  
18 ESPN BracketBusters  
23 SIU Edwardsville  
25 Eastern Illinois

### Jacksonville State Schedule

November  
11 Miles College  
13 at Marshall  
15 at Cincinnati  
19 Alabama State  
25 at Northwestern State  
27 Saint Mary's Tournament  
28 Saint Mary's Tournament  
December  
1 at USC-Upstate  
10 vs. Southern  
11 at Tulane  
17 Eastern Kentucky  
19 Reinhardt College  
28 vs. Arkansas-Pine Bluff  
29 vs. UTEP/Colorado State  
31 at SIU Edwardsville  
January  
2 at Southeast Missouri  
5 Morehead State  
7 Tennessee State  
12 at Murray State  
14 at Austin Peay  
19 at Tennessee Tech  
26 Eastern Illinois  
28 SIU Edwardsville  
30 USC-Upstate  
February  
2 at UT Martin  
4 Tennessee Tech  
8 at Morehead State  
14 at Tennessee State  
18 ESPN BracketBusters  
23 Southeast Missouri  
25 UT Martin





# SOUTHEAST MISSOURI STATE UNIVERSITY REDHAWKS BASKETBALL

## OHIO VALLEY

### MOREHEAD STATE

Dec. 28, at Cape Girardeau, Mo.

Location..... Morehead, Ky.  
Founded..... 1887  
Enrollment..... 10,235  
Colors..... Blue and Gold  
Nickname..... Eagles  
Conference..... Ohio Valley  
Arena..... Ellis T. Johnson Arena (6,500)  
President..... Dr. Wayne D. Andrews  
Athletics Director..... Brian Hutchinson  
SID..... Matt Segal  
Office Phone..... (606) 783-2557  
Cell Phone..... (606) 207-5120  
E-Mail..... m.segal@moreheadstate.edu  
Fax..... (606) 783-2550  
Press Row..... (606) 783-2500  
Website..... MSUEagles.com  
Head Coach..... Donnie Tyndall  
Alma Mater..... Morehead State, 1993  
Career Record..... 126-75 (6 Years)  
School Record..... 96-70 (5 Years)  
2010-11 Record..... 25-10  
Conference Record/Finish..... 13-5/2nd  
Starters Returning/Lost..... N/A  
Lettermen Returning/Lost..... 5/7

MSUEagles.com

### MURRAY STATE

Feb. 2, at Murray, Ky.

Feb. 15, at Cape Girardeau, Mo.

Location..... Murray, Ky.  
Founded..... 1922  
Enrollment..... 10,416  
Colors..... Navy and Gold  
Nickname..... Racers  
Conference..... Ohio Valley  
Arena..... CFSB Center (8,600)  
President..... Dr. Randy J. Dunn  
Athletics Director..... Allen Ward  
SID..... Dave Winder  
Office Phone..... (270) 809-4271  
Cell Phone..... (270) 293-0566  
E-Mail..... dave.winder@murraystate.edu  
Fax..... (270) 809-6814  
Press Row..... (270) 809-5551  
Website..... GoRacers.com  
Head Coach..... Steve Prohm  
Alma Mater..... Alabama, 1997  
Career Record..... First Year  
School Record..... First Year  
2010-11 Record..... 23-9  
Conference Record/Finish..... 14-4/1st  
Starters Returning/Lost..... 2/3  
Lettermen Returning/Lost..... N/A

GoRacers.com

### Morehead State Schedule

#### November

13 at North Carolina State  
15 at College of Charleston  
17 Asbury (Ky.)  
22 vs. West Virginia  
25 vs. West Alabama  
26 vs. Princeton  
27 at Bucknell

#### December

1 at Kent State  
4 Mid-Continent (Ky.)  
7 Illinois State  
10 South Dakota  
19 at Binghamton  
23 Ball State  
29 at Southeast Missouri  
31 Austin Peay

#### January

5 at Jacksonville State  
7 at Tennessee Tech  
11 at Tennessee State  
14 Eastern Kentucky  
18 Murray State  
21 UT Martin  
24 at Norfolk State  
28 Tennessee Tech

#### February

2 at SIU Edwardsville  
4 at Eastern Illinois  
8 Jacksonville State  
11 at Eastern Kentucky  
15 at Austin Peay  
18 at ESPN BracketBusters  
23 Eastern Illinois  
25 SIU Edwardsville

### Murray State Schedule

#### November

11 Harris-Stowe  
14 at Morgan State  
17 Tennessee Temple  
20 at UAB  
23 at Alaska-Anchorage  
25 vs. Dartmouth/San Francisco  
26 vs. TBA

#### December

1 at Western Kentucky  
4 Dayton  
11 at Memphis  
15 Lipscomb  
17 Arkansas State  
21 UT Martin  
30 at Eastern Illinois

#### January

4 Eastern Kentucky  
7 at Austin Peay  
12 Jacksonville State  
14 Tennessee Tech  
18 at Morehead State  
21 at SIU Edwardsville  
28 Eastern Illinois

#### February

2 Southeast Missouri  
4 at UT Martin  
9 Tennessee State  
11 Austin Peay  
15 at Southeast Missouri  
18 ESPN BracketBusters  
23 at Tennessee State  
25 at Tennessee Tech

### SIU EDWARDSVILLE

Jan. 12, at Cape Girardeau, Mo.

Feb. 11, at Edwardsville, Ill.

Location..... Edwardsville, Ill.  
Founded..... 1957  
Enrollment..... 14,235  
Colors..... Red and White  
Nickname..... Cougars  
Conference..... Ohio Valley  
Arena..... Vadalabene Center (4,000)  
Chancellor..... Dr. Vaughn Vandegrift  
Athletics Director..... Dr. Bradley Hewitt  
SID..... Joe Pott  
Office Phone..... (618) 650-2860  
Cell Phone..... N/A  
E-Mail..... jpott@siue.edu  
Fax..... (618) 650-2296  
Press Row..... N/A  
Website..... SIUECougars.com  
Head Coach..... Lennox Forrester  
Alma Mater..... Evansville, 1992  
Career Record..... 40-75 (4 Years)  
School Record..... Same  
2010-11 Record..... 8-21  
Conference Record/Finish..... N/A  
Starters Returning/Lost..... 4/1  
Lettermen Returning/Lost..... 3/4

SIUECougars.com

### TENNESSEE STATE

Feb. 4, at Cape Girardeau, Mo.

Location..... Nashville, Tenn.  
Founded..... 1912  
Enrollment..... 8,824  
Colors..... Royal Blue and White  
Nickname..... Tigers  
Conference..... Ohio Valley  
Arena..... Gentry Center (10,500)  
President..... Dr. Portia Holmes Shields  
Athletics Director..... Teresa Phillips  
SID..... Russell Luna  
Office Phone..... (615) 963-5922  
Cell Phone..... (615) 308-6245  
E-Mail..... rluna@tnstate.edu  
Fax..... (615) 963-7692  
Press Row..... (615) 963-7616/7617  
Website..... TSTigers.com  
Head Coach..... John Cooper  
Alma Mater..... Wichita State, 1991  
Career Record..... 23-39 (2 Years)  
School Record..... Same  
2010-11 Record..... 14-16  
Conference Record/Finish..... 10-8/5th  
Starters Returning/Lost..... 5/0  
Lettermen Returning/Lost..... 7/2

TSTigers.com

### SIU Edwardsville Schedule

#### November

14 at Illinois  
17 at Illinois State  
22 vs. Lipscomb  
23 vs. Hampton/Sacred Heart  
30 Robert Morris

#### December

3 Cal State Fullerton  
6 Ball State  
10 Hannibal-LaGrange  
19 at Southern Illinois  
29 Tennessee Tech  
31 Jacksonville State

#### January

4 Eastern Illinois  
7 at UT Martin  
12 at Southeast Missouri  
14 at Tennessee State  
19 Austin Peay  
21 Murray State  
28 at Jacksonville State  
30 at Tennessee Tech

#### February

2 Morehead State  
4 Eastern Kentucky  
11 Southeast Missouri  
15 at Eastern Illinois  
18 ESPN BracketBusters  
23 at Eastern Kentucky  
25 at Morehead State  
29 at Chicago State

### Tennessee State Schedule

#### November

11 at Saint Louis  
14 at Western Kentucky  
16 Fisk  
20 at South Carolina  
22 at North Carolina  
25 vs. Mississippi Valley State  
26 vs. TBA

#### December

1 Middle Tennessee  
6 Belmont  
10 Central Michigan  
17 at Delaware State  
19 Lemoyne-Owen  
21 Alabama A&M  
29 UT Martin  
31 at Eastern Kentucky

#### January

5 at Tennessee Tech  
7 at Jacksonville State  
11 Morehead State  
14 SIU Edwardsville  
16 at Austin Peay  
19 at Eastern Illinois  
26 at UT Martin  
28 Eastern Kentucky  
30 Austin Peay

#### February

4 at Southeast Missouri  
9 at Murray State  
11 Tennessee Tech  
14 Jacksonville State  
18 at ESPN BracketBusters  
23 Murray State



# SOUTHEAST MISSOURI STATE UNIVERSITY REDHAWKS BASKETBALL

## OHIO VALLEY

### TENNESSEE TECH

Jan. 21, at Cookeville, Tenn.

Location.....Cookeville, Tenn.  
Founded.....1915  
Enrollment.....11,768  
Colors.....Purple and Gold  
Nickname.....Golden Eagles  
Conference.....Ohio Valley  
Arena.....Eblen Center (9,282)  
President.....Dr. Robert (Bob) Bell  
Athletics Director.....Mark Wilson  
SID.....Tommy Dillard  
Office Phone.....(931) 372-3293  
Cell Phone.....N/A  
E-Mail.....tdillard@tnitech.edu  
Fax.....(931) 372-3114  
Press Row.....(931) 372-6077  
Website.....TTUSports.com  
Head Coach.....Steve Payne  
Alma Mater.....Union College, 1990  
Career Record.....First Year  
School Record.....First Year  
2010-11 Record.....20-13  
Conference Record/Finish.....12-6/4th  
Starters Returning/Lost.....4/1  
Lettermen Returning/Lost.....11/3

### UT MARTIN

Jan. 5, at Martin, Tenn.

Feb. 9, at Cape Girardeau, Mo.

Location.....Martin, Tenn.  
Founded.....1951  
Enrollment.....7,913  
Colors.....Navy Blue and Orange  
Nickname.....Skyhawks  
Conference.....Ohio Valley  
Arena.....Elam Center (5,000)  
Chancellor.....Dr. Thomas Rakes  
Athletics Director.....Phil Dane  
SID.....Ryne Rickman  
Office Phone.....(731) 881-7632  
Cell Phone.....(270) 703-2601  
E-Mail.....rrickman@utm.edu  
Fax.....(731) 881-7632  
Press Row.....(731) 881-7694  
Website.....UTMSports.com  
Head Coach.....Jason James  
Alma Mater.....Graceland, 2000  
Career Record.....16-46 (2 Years)  
School Record.....Same  
2010-11 Record.....12-21  
Conference Record/Finish.....6-12/7th  
Starters Returning/Lost.....3/2  
Lettermen Returning/Lost.....7/6

### Tennessee Tech Schedule

November  
11 at Miami  
15 Reinhardt  
19 Appalachian State  
22 at High Point  
25 Lamar  
27 Wilberforce  
December  
3 at Duquesne  
7 East Tennessee State  
10 Lipscomb  
17 at Evansville  
19 at West Virginia  
22 vs. Kennesaw State  
23 vs. TBA  
29 at SIU Edwardsville  
31 at UT Martin  
January  
5 Tennessee State  
7 Morehead State  
14 at Murray State  
19 Jacksonville State  
21 Southeast Missouri  
26 at Eastern Kentucky  
28 at Morehead State  
30 SIU Edwardsville  
February  
2 at Austin Peay  
4 at Jacksonville State  
9 Eastern Illinois  
11 at Tennessee State  
15 Eastern Kentucky  
18 ESPN BracketBusters  
25 Murray State

### UT Martin Schedule

November  
11 at Louisville  
13 at Ohio  
17 at Arkansas State  
19 Rochester College  
22 Lamar  
25 at Mississippi State  
27 at UAB  
30 Central Arkansas  
December  
3 Ball State  
6 at Lipscomb  
10 at Middle Tennessee  
13 Bethel  
18 IPFW  
21 at Murray State  
29 at Tennessee State  
31 Tennessee Tech  
January  
5 Southeast Missouri  
7 SIU Edwardsville  
12 at Eastern Illinois  
19 at Eastern Kentucky  
21 at Morehead State  
26 Tennessee State  
28 at Austin Peay  
February  
2 Jacksonville State  
4 Murray State  
9 at Southeast Missouri  
11 Eastern Illinois  
14 at Kennesaw State  
18 at ESPN BracketBusters  
23 Austin Peay  
25 at Jacksonville State

### SEARS ESPN BRACKETBUSTERS

Feb. 17-19, 2012

Eleven Ohio Valley Conference men's basketball programs will compete in ESPN's Sears BracketBusters on Feb. 17-19, 2012. Southeast Missouri will be on the road in this year's event.

The 10th annual Sears BracketBusters, a three-day men's college basketball event pitting potential NCAA Tournament hopefuls against each other, will feature 13 nationally televised games - on either ESPN, ESPN2, ESPNU or ESPN3 -- selected from a pool of 142 teams from 16 conferences, the largest pool in the event's history.

For the seventh straight year, ESPNU will feature five Sears BracketBusters games, while ESPN or ESPN2 will television up to six and ESPN3 will carry two. The 13 Sears BracketBusters matchups will be announced Monday, Jan. 30 with dates, times and networks. The television matchups are selected by ESPN, while a Committee of Conference Commissioners determines the additional non-televised games.

For the seventh-straight year every Ohio Valley Conference school will be a member of the pool of teams participating in the event. Austin Peay, Eastern Illinois, Eastern Kentucky, Jacksonville State, Murray State and SIUE will serve as host institutions while Morehead State, Southeast Missouri State, Tennessee State, Tennessee Tech and UT Martin will play road contests.

At least one OVC school has competed in each of the last eight events, with Austin Peay having made the most appearances (2011-12 will be the program's ninth). Murray State's 5-2 record in the event is the best among OVC schools. OVC schools have been selected for TV matchups six times overall and in each of the past two seasons (including Austin Peay's ESPNU contest with Fairfield last year).

Sears BracketBusters, named because of the success of the teams in NCAA Championship play, will provide the 26 televised teams an opportunity to play other top non-conference opponents three weeks before Selection Sunday. The 116 teams not selected for Sears BracketBusters will compete against each other through the same three days.

### ESPN BracketBusters Home and Away Ohio Valley Conference Teams

Home Teams - Austin Peay, Eastern Illinois, Eastern Kentucky, Jacksonville State, Murray State, SIU Edwardsville.

Away Teams - Morehead State, Southeast Missouri, UT Martin, Tennessee Tech, Tennessee State)



Sears ESPN BracketBusters

TTUSports.com

UTMSports.com





# SOUTHEAST MISSOURI STATE UNIVERSITY REDHAWKS BASKETBALL

## SERIES RECORDS

Team	W-L	Team	W-L	Team	W-L
Alabama	0-1	Eastern Tennessee State	1-0	Montana State	1-2
Alabama A&M	1-0	Eastern Washington State	1-0	<b>Morehead State</b>	<b>16-21</b>
Alabama-Birmingham	0-1	Emporia State	1-0	Morris Brown	2-0
Alabama-Huntsville	0-2	Evangel College	1-0	<b>Murray State</b>	<b>18-44</b>
Alaska	1-0	Evansville*	3-9	Nebraska	0-1
Alcorn State	1-0	Fairfield	1-1	Nebraska State Teachers	0-1
Abilene Christian	3-0	Florida Gulf Coast	0-1	New Haven University	0-1
Angelo State	2-0	Florida Southern	0-2	New Mexico Highlands	1-0
Arkansas	1-6	Florida State	0-1	New Mexico	0-1
Arkansas College	1-0	Fresno State	0-1	Nicholls State	0-1
Arkansas-Little Rock	1-3	Grambling State	0-1	Norfolk State	2-0
<b>Arkansas State</b>	<b>38-27</b>	<b>Hannibal-LaGrange</b>	<b>1-0</b>	North Alabama	2-0
Arkansas State Teachers	3-2	Harding	1-0	North Carolina Central	0-1
Arkansas Tech	0-1	<b>Harris-Stowe</b>	<b>7-2</b>	North Texas	1-1
Augustana College	1-0	Henderson State	3-2	Northeast Missouri State	83-62
<b>Austin Peay</b>	<b>15-31</b>	Hendrix College	0-1	Northern Illinois	1-1
Baker University	3-0	Houston	0-1	Northwest Missouri State	65-60
Benedictine	1-0	Illinois	0-1	Northwest Oklahoma	1-0
Bethel College	1-0	Illinois College	5-0	Oakland City	17-0
Birmingham Southern	0-1	Illinois State	1-7	Oakland University	0-1
<b>Bradley</b>	<b>2-5</b>	Indiana State	0-2	Ohio Northern	1-0
Cal State-Bakersfield	0-1	Iowa	0-1	Oklahoma	0-1
Cal State-Hayward	1-0	Iowa State	0-2	Oklahoma State	0-1
Cal State-Riverside	2-1	IPFW	1-1	Old Dominion	0-1
California-Santa Barbara	1-0	Jackson State	2-0	Oral Roberts	1-4
Campbell	1-0	<b>Jacksonville State*</b>	<b>3-11</b>	Ottawa University	2-2
Canterbury College	3-0	Kansas State	0-1	Ouachita College	2-0
Centenary College	2-1	Kentucky Christian	1-0	Panhandle A&M	2-0
<b>Central Arkansas</b>	<b>5-3</b>	Kentucky Wesleyan	6-12	Parks College	1-0
Central Methodist*	8-2	Lewis University	1-0	Peru State	2-0
Central Florida	1-0	Lincoln University	28-20	Philander Smith	1-0
Central Michigan	1-0	Lindenwood College	1-0	Pittsburg State	5-0
Central Missouri State	65-90	Longwood*	1-0	Prairie View A&M	1-0
Central Wesleyan College	5-8	Louisiana State	0-1	Purdue University	0-2
Cheyney University	1-0	Louisiana Tech*	1-2	Quincy College	12-10
Chicago	1-0	Louisville	0-1	Robert Morris	1-0
Chicago State	1-1	Loyola Univ. (New Orleans)	1-0	Rockhurst	2-0
Christian Brothers College	15-5	Maine	1-0	Rust College	2-0
Cincinnati	0-2	Maryville College	4-0	<b>Sacramento State</b>	<b>1-0</b>
Cleveland State	1-1	MacMurray College	1-0	Sacred Heart	0-1
Columbia College	1-0	McKendree College	19-5	Samford University	3-6
Colorado	0-1	Memphis	2-3	San Jose State	1-0
Colorado State	2-2	<b>Miami (Ohio)</b>	<b>0-1</b>	Savannah State	1-0
Concordia Seminary	22-12	Midwestern University	2-1	Saint Louis University	4-8
Coppin State	0-1	Middle Tennessee	14-7	Samford*	0-2
Creighton	0-1	Millikin University	2-3	Sam Houston State	1-0
Culver-Stockton*	2-1	Mississippi	0-1	San Francisco State	1-0
Dakota Wesleyan	1-0	Mississippi State	0-1	School of the Ozarks	1-2
Delta State	10-9	Mississippi Valley State	0-3	Sewanee	1-0
DePaul University	0-3	<b>Missouri</b>	<b>0-5</b>	<b>SMU</b>	<b>0-1</b>
Drake	0-1	Missouri Baptist	15-0	South Dakota State	3-0
Drury College	5-5	<b>Missouri-Kansas City</b>	<b>6-1</b>	South Florida	0-2
Earlham College	1-1	Missouri-Rolla	102-32	<b>Southeastern Louisiana</b>	<b>2-0</b>
East Texas	1-0	Missouri State	53-88	Southeastern Oklahoma	1-0
<b>Eastern Illinois*</b>	<b>20-20</b>	Missouri-St. Louis	26-11	Southern Arkansas	1-0
<b>Eastern Kentucky*</b>	<b>15-22</b>	Missouri Southern	8-1	Southern California College	1-0
Eastern Michigan	0-2	Missouri Western	4-2	Southern Illinois-Carbondale	43-68
		Montana	0-4	<b>Southern Illinois-Edwardsville</b>	<b>11-4</b>
				Southern Indiana	3-2
				Southern Mississippi	1-2
				Southern Utah	1-1
				Southwest Baptist	6-7
				Southwest of Memphis	1-0
				Southwestern Oklahoma	1-0
				Sparks College	1-1
				Spring Hill (Mobile)	1-0
				State College of Iowa	0-1
				St. Bonaventure	0-1
				St. Louis Christian Brothers College	8-3
				St. Regis (Denver)	0-1
				<b>Tennessee State*</b>	<b>17-22</b>
				<b>Tennessee Tech*</b>	<b>12-26</b>
				Texas Arlington	2-0
				Texas Pan American	2-0
				Texas Wesleyan	1-0
				Toledo	0-1
				Transylvania	1-0
				Troy State	4-0
				Tulane	0-1
				Tulsa University	0-2
				Union University	16-6
				Upper Iowa University	1-0
				<b>UT Martin</b>	<b>40-26</b>
				Vanderbilt	0-1
				Washburn	3-2
				West Florida	0-1
				West Georgia	1-0
				West Texas State	1-1
				Western Carolina	1-0
				Western Colorado	1-0
				Western Illinois	3-5
				Western Kentucky	0-4
				Western Michigan	0-1
				Westminster College	7-5
				Wheaton	1-0
				William Jewell	0-1
				William Penn	1-0
				Williams Baptist	1-0
				Wisconsin	0-1
				Wisconsin-Green Bay	2-2
				Wisconsin-Milwaukee	5-1
				Wittenburg	0-1
				Xavier (Ohio)	0-2

\* Indicates opponents Southeast had to vacate one win against during the 2007-08 season.

2011-12 Opponents in Bold



# SOUTHEAST MISSOURI STATE UNIVERSITY REDHAWKS BASKETBALL

Following are Southeast's Year-by-Year Results against OVC Opponents since joining the NCAA Division I level.

## Austin Peay

1991-92	W	79-76*
	L	86-92
1992-93	W	90-68
	W	77-64*
1993-94	L	69-75
	W	98-72*
1994-95	L	63-79*
	W	90-87
1995-96	L	69-82
	L	71-84*
1996-97	L	85-96
	W	73-72*
1997-98	W	73-61*
	W	81-57
	L	46-76^
1998-99	W	74-65
	W	87-71*
1999-00	W	62-60*
	L	64-67
2000-01	L	60-88
	L	72-77*
	L	70-72^
2001-02	L	67-68*
	L	47-80
2002-03	L	49-62
	L	56-63*
2003-04	L	48-52*
	L	52-54
2004-05	L	50-60
	W	65-52*
2005-06	L	56-63*
	L	62-73
2006-07	L	67-68
	L	73-75*
2007-08	L	82-85
	W	121-116*
2008-09	L	67-91*
	L	78-88
2009-10	L	71-76 <sup>OT</sup>
	L	68-71 <sup>OT</sup> *
2010-11	L	60-78*
	L	52-75
	L	60-76^

## Eastern Illinois

1996-97	L	61-65*
	L	71-92
1997-98	L	78-81*
	W	84-77
1998-99	W	81-70
	W	92-70*
	W	78-57^
1999-00	W	77-66*
	W	72-71
2000-01	L	71-83
	W	75-73*
2001-02	L	74-84
	W	102-87*

2002-03	L	75-85*
	L	73-85
2003-04	W	84-64
	L	85-89*
2004-05	W	79-60*
	W	88-79
2005-06	W	72-60
	L	49-60*
2006-07	W	80-65*
	L	69-77
2007-08	W	82-71+
	L	70-90*
2008-09	L	63-83*
	L	62-70
2009-10	L	68-88
	L	49-75*
2010-11	W	78-75*
	W	70-64

## Eastern Kentucky

1991-92	W	76-74*
	L	69-83
1992-93	W	79-63*
	L	65-86
1993-94	L	62-86
	L	75-84*
1994-95	W	59-52*
	L	66-71
1995-96	L	73-89
	L	76-79*
1996-97	W	70-68
	L	76-84
1997-98	L	79-82
	W	97-78*
1998-99	W	78-58*
	W	77-61
1999-00	W	77-65*
	W	75-48
2000-01	W	65-69
	W	81-70*
2001-02	W	95-75*
	W	81-74
2002-03	W	93-77
	L	75-79*
2003-04	L	81-85*
2004-05	L	72-83
	L	52-69^
2005-06	W	68-62*
	L	51-80
2006-07	W	88-74
	L	61-66*
2007-08	W	66-55*+
	L	69-80
2008-09	L	71-74*
	L	64-84
2009-10	L	63-79
	L	56-59*
2010-11	L	52-64*
	L	64-77
	W	65-49^

## Jacksonville State

2003-04	L	64-79
2004-05	W	84-65
2005-06	L	72-82
	L	67-80*
2006-07	L	67-70*
	L	72-78
2007-08	W	81-80+
	L	83-86*
2008-09	L	66-71
	L	68-78*
2009-10	W	78-66*
	L	55-58
2010-11	W	76-67
	L	56-65 <sup>OT</sup> *

## Morehead State

1991-92	W	85-74*
	L	80-84
1992-93	W	107-96*
	L	85-92
1993-94	L	72-85
	L	80-94*
1994-95	L	72-74*
	L	49-80
1995-96	W	81-64
	W	76-74*
1996-97	W	94-75
	L	80-83
1997-98	W	64-61
	W	99-79*
1998-99	W	71-69*
	W	72-60
1999-00	W	80-59*
	W	74-58
2000-01	W	74-71
	W	63-61*
2001-02	L	53-59*
	L	75-91
2002-03	L	63-77
	L	69-79*
	L	84-91^
2003-04	W	80-77*
2004-05	L	66-88
2005-06	L	55-60*
	L	59-62
2006-07	W	61-59
	W	81-78*
2007-08	L	78-82*
	L	63-75
2008-09	L	67-73*
	L	67-79
2009-10	L	40-80
	L	54-73*
2010-11	L	63-76*
	L	52-64

## Murray State

1991-92	L	76-86
	W	80-75*
1992-93	L	95-111*
	L	96-100
1993-94	L	74-81
	L	95-96*

## OVC SERIES RESULTS

1994-95	L	79-83*
	L	55-83
1995-96	L	77-81
	L	61-79*
1996-97	L	75-77
	L	75-86*
1997-98	L	66-101
	L	71-82*
1998-99	L	70-71*
	L	52-62
	L	61-62^
1999-00	W	84-79
	L	60-77*
2000-01	L	58-60*
	L	54-65
2001-02	L	72-85
	L	86-92*
2002-03	W	78-68*
	L	65-71
2003-04	L	74-80*
	L	63-76
2004-05	W	61-58
	L	57-61*
2005-06	L	68-81
	L	69-76*
2006-07	W	96-85
	L	67-85*
2007-08	L	51-79*
	L	85-86
2008-09	L	55-80
	L	60-79*
2009-10	L	61-80*
	L	68-80
2010-11	L	58-96
	W	64-57*

## SIU Edwardsville

1971-72	W	87-82*
	L	84-89
1975-76	L	75-99#
1981-82	W	67-57
	W	87-61*
	W	81-62
1984-85	W	101-64*
	W	63-58
1985-86	W	90-79*
1986-87	L	62-72
1990-91	W	111-85*
1998-99	W	78-35*
2008-09	L	69-70*
2009-10	W	68-49*
2010-11	W	83-63

## Tennessee State

1991-92	L	62-63
	W	76-66*
1992-93	L	70-95
	W	94-77*
1993-94	L	83-94*
	L	87-96
1994-95	L	80-83
	W	66-64*
1995-96	L	70-82*
	L	73-76





# SOUTHEAST MISSOURI STATE UNIVERSITY REDHAWKS BASKETBALL

## OVC SERIES RESULTS

1996-97	W.....	71-53
	W.....	78-75*
1997-98	L.....	77-79*
	W.....	60-59
1998-99	W.....	70-49
	W.....	61-54*
1999-00	W.....	79-46*
	L.....	52-56
2000-01	W.....	88-57
	L.....	94-96*
2001-02	L.....	82-94*
	L.....	65-72
2002-03	W.....	87-67*
	W.....	89-82
2003-04	W.....	81-75*
	L.....	86-90
2004-05	L.....	101-105
	W.....	85-68*
2005-06	W.....	70-69*
	L.....	63-68
2006-07	L.....	72-75
	W.....	92-78*
2007-08	W.....	102-95*+
	L.....	75-87
2008-09	L.....	72-83*
	L.....	82-87
2009-10	W.....	74-66
	L.....	67-74*
2010-11	L.....	67-77*
	L.....	52-57

### Tennessee Tech

1991-92	L.....	51-84
	L.....	78-88*
1992-93	W.....	79-74*
	L.....	99-113
1993-94	W.....	87-77*
	W.....	89-83
1994-95	L.....	58-97
	W.....	89-73*
1995-96	W.....	81-78*
	L.....	69-102
1996-97	L.....	82-86
	W.....	78-65*
1997-98	W.....	69-51*
	L.....	57-77
1998-99	W.....	64-51
	L.....	62-68*
1999-00	W.....	84-79
	W.....	61-50*
2000-01	L.....	68-70*
	L.....	69-79
2001-02	L.....	62-75*
	L.....	67-92
	L.....	58-73^
2002-03	W.....	75-71*
	L.....	73-89
2003-04	L.....	69-71*
	L.....	73-74
2004-05	L.....	61-63
	L.....	81-82*
2005-06	L.....	65-79*
	L.....	76-87
2006-07	L.....	76-91

	L.....	80-87*
	L.....	60-88^
2007-08	W.....	84-74*+
	L.....	76-93
2008-09	L.....	76-103
	L.....	75-91*
2009-10	L.....	73-82*
	L.....	68-82
2010-11	W.....	77-75
	L.....	86-93*

### UT Martin

1992-93	L.....	89-90
	W.....	69-68*
1993-94	W.....	86-63*
	L.....	87-103
1994-95	W.....	61-59
	W.....	75-66*
1995-96	W.....	71-61*
	L.....	59-79
1996-97	W.....	82-72*
	L.....	62-92
1997-98	L.....	82-91
	W.....	87-61*
1998-99	W.....	84-75*
	W.....	60-49
1999-00	L.....	66-75
	W.....	80-68*
	W.....	76-74^
2000-01	W.....	60-49*
	W.....	81-73
2001-02	L.....	73-89
	W.....	78-51*
2002-03	L.....	80-88*
	L.....	61-77
2003-04	W.....	89-78*
	L.....	71-88
2004-05	W.....	75-68
	W.....	72-52*
2005-06	L.....	60-72
	L.....	55-66*
2006-07	W.....	81-79*
	W.....	73-69
2007-08	L.....	71-90*
	L.....	85-98
2008-09	L.....	67-81*
	L.....	73-86
2009-10	W.....	77-63*
	L.....	70-73
2010-11	W.....	82-75*
	L.....	69-79

\* Game played in Cape Girardeau, Mo.

^ OVC Tournament Game

+ Indicates win which was vacated due to NCAA infractions in 2007-08.

## NUTT VS. ALL OPPONENTS

Team	W-L	
Abilene Christian	1-0	Missouri-Rolla.....1-0
Air Force	0-2	Missouri State.....0-3
Alabama A&M	1-0	Morehead State.....0-4
Alabama-Birmingham	0-1	Morris Brown.....1-0
Arkansas	0-1	Murray State.....2-5
Arkansas-Little Rock	14-12	Nevada.....1-1
Arkansas-Pine Bluff	4-0	New Mexico.....0-1
Arkansas State	0-2	New Mexico State.....2-3
Arkansas Tech	1-0	New Orleans.....11-11
Austin Peay	1-7	Norfolk State.....1-0
Ball State	1-0	North Texas.....6-5
Baylor	1-1	Northern Illinois.....1-0
Boston College	0-1	Northwestern.....0-1
Bowling Green	1-1	Northwestern (La.) State.....1-0
Briar Cliff	1-0	Oklahoma.....0-1
Cal Poly	1-1	Oklahoma State.....1-3
Canisius	1-0	Old Dominion.....0-1
Centenary	2-0	Old Monmouth.....0-1
Central Baptist	1-0	Oral Roberts.....1-1
Central Methodist	1-0	Penn State.....0-1
Clemson	0-1	Pepperdine.....0-1
Colorado State	0-1	Portland.....1-0
Dartmouth	1-0	Prairie View A&M.....1-0
Denver	8-8	Richmond.....1-0
East Carolina	0-1	Sacramento State.....1-0
Eastern Illinois	3-5	Saint Louis.....0-2
Eastern Kentucky	1-4	Samford.....0-2
Eastern Michigan	0-1	Sam Houston State.....1-1
Florida Atlantic	2-1	San Diego State.....1-0
Florida Gulf Coast	0-1	SMU.....0-1
Florida International	15-4	South Alabama.....9-11
Freed-Hardeman	1-0	South Dakota State.....1-1
Georgia	0-1	Southeast Missouri State.....1-2
Georgia Southern	0-2	Southern Illinois.....0-2
Georgia State	1-1	SIU Edwardsville.....2-0
Grambling State	0-1	Southern Mississippi.....3-1
Hampton	1-0	Southwestern College.....2-0
Hannibal-LaGrange	1-0	Southwestern Louisiana.....3-5
Harding	1-0	St. Bonaventure.....0-1
Hawaii	1-0	Tennessee State.....1-3
Illinois State	0-1	Tennessee Tech.....2-4
Iowa State	0-2	Texas A&M-Corpus Christi.....1-1
Jackson State	3-1	Texas-Arlington.....1-0
Jacksonville	4-3	Texas Christian.....1-2
Jacksonville State	2-2	Texas-Pan American.....8-2
Lamar	4-5	Toledo.....0-2
Lambuth	1-0	Troy.....1-3
Liberty	2-0	Tulsa.....0-1
Lincoln University	1-0	USC.....0-1
Louisiana-Lafayette	4-9	UT Martin.....5-3
Louisiana-Monroe	2-1	Utah.....0-2
Louisiana Tech	6-8	Utah State.....0-1
Louisville	0-1	Utah Valley State.....0-2
Lyon College	3-0	Valparaiso.....1-0
MacMurray	1-0	West Alabama.....2-0
McNeese State	1-1	Western Kentucky.....11-15
Memphis	1-6	Williams Baptist.....1-0
Miami (Ohio)	0-1	
Middle Tennessee State	5-9	<b>Total.....206-232</b>
Mississippi	2-1	
Mississippi State	0-2	
Mississippi Valley State	3-1	
Missouri	0-2	
Missouri-Kansas City	2-1	





**SOUTHEAST MISSOURI STATE UNIVERSITY REDHAWKS  
RECORDS & HISTORY**







# SOUTHEAST MISSOURI STATE UNIVERSITY REDHAWKS BASKETBALL

## HONORS & AWARDS

### ALL-AMERICANS

#### Bill Giessing (1962, 1963)

Bill Giessing won third-team Little All-America honors in 1962 when he scored 660 points. In 1963, he was named second-team All-America by the Associated Press and third-team All-America by United Press International. Giessing was an inaugural inductee into the Southeast Athletics Hall of Fame.

#### Jack Klosterman (1943)

Jack Klosterman won NAIA All-America honors in 1943 after the Indians won the NAIA National Tournament. Klosterman, who served as the athletic director at Effingham High School (Ill.) for 27 years, died on October 17, 1991 at the age of 68.

#### Otto Porter (1981)

Otto Porter won second-team All-America honors from the National Association of Basketball Coaches in 1981 following a stellar two-year career. Porter averaged 25.1 points and 8.9 rebounds per game during his senior season. He finished with a career average of 25.8 points per game, the best-ever in the MIAA. He was inducted into the Southeast Hall of Fame in 2004.

#### Ray Pugh (1988, 1989)

Ray Pugh was named third-team All-America by the United States Basketball Coaches Association and the Basketball News after the 1988-89 season. The Indians ranked second in the nation that year. Pugh averaged 17.8 points and 5.2 rebounds per game. As a junior, Pugh was named second-team All-America by the Basketball News after leading the Indians to a 28-4 record in 1987-88. He was also selected as the MIAA's Most Valuable Player.

#### Carl Ritter (1961, 1963)

Carl Ritter, Southeast's all-time career scoring leader, earned both second-team National Association of Basketball Coaches (1963) and Associated Press (1961) All-America honors. He is a member of the Missouri Basketball Hall of Fame and was part of Southeast's inaugural Hall of Fame class. Ritter's jersey number 32 is the only retired number in Southeast Missouri State men's basketball history.

#### Jack Russell (1943)

Jack Russell won NAIA All-America honors in 1943 along with teammate Jack Klosterman. The Indians won the NAIA National Title that year. Russell, who retired after a long teaching career at Cape Central, died on November 20, 2003.

#### Dwayne Rutherford (1990)

Dwayne Rutherford was a third-team All-America by the Basketball Gazette after leading the Indians to a 26-5 record and a spot in the Elite Eight. Rutherford is Southeast's all-time leader in assists.

### NCAA Statistical Champions

*Field Goal Percentage*

Leon Powell, F, 2010-11 ..... 63.0

### OVC Coach of the Year

Gary Garner..... 1998-99

### OVC Player of the Year

Bud Eley, C..... 1998-99

### OVC Freshman of the Year

Derek Winans, G ..... 2001-02

### OVC Newcomer of the Year

Bud Eley, C..... 1995-96

\* - *The OVC Newcomer of the Year Award was discontinued after the 2004 season.*

### OVC First-Team Selections

Devon Lake, G..... 1992-93

Bud Eley, C..... 1996-97

Bud Eley, C..... 1998-99

Dainmon Gonner, F ..... 2004-05

Reggie Golson, F..... 2004-05

### OVC Second-Team Selections

Curtis Shelton, G ..... 1993-94

Bud Eley, C..... 1995-96

Cory Johnson, G..... 1997-98

Roderick Johnson, F..... 1999-00

Michael Stokes, G ..... 2000-01

Roy Booker, G ..... 2005-06

Leon Powell, F ..... 2010-11

### OVC Third-Team Selections

Mike Branson, F ..... 1999-00

Michael Stokes, G ..... 1999-00

Derek Winans, G ..... 2001-02

Derek Winans, G ..... 2002-03

### OVC All-Newcomer Team Selections

Luther Bonds, F ..... 1992-93

Jermall Morgan, C ..... 1993-94

Jerome Days, C..... 1994-95

Bud Eley, C..... 1995-96

Calvert White, F..... 1996-97

Cory Johnson, G..... 1997-98

Roderick Johnson, F..... 1998-99

Roy Booker, G ..... 2005-06

Brandon Foust, F..... 2006-07

Leon Powell, F..... 2010-11

### NABC Honors Court GPA

Zach House, C, 2010-11..... 4.0

Nick Niemczyk, G, 2010-11 ..... 3.5

### OVC All-Freshman Team

#### Selections

Jerry Freshwater, G ..... 1991-92

### OVC All-Tournament MVP

Roderick Johnson, F..... 2000

### OVC All-Tournament Team

#### Selections

Mike Branson, F ..... 1999

Bud Eley, C..... 1999

Mike Branson, F ..... 2000

Roderick Johnson, F..... 2000

### CoSIDA First-Team Academic All-Americans

Derek Winans, G ..... 2005

### CoSIDA Second-Team Academic All-Americans

Derek Winans, G ..... 2004

### OVC Player of the Week

Devon Lake, G..... 2/27/93

Curtis Shelton, G ..... 12/5/93

Jermall Morgan, C ..... 12/4/94

Bud Eley, C..... 1/15/96

Bud Eley, C..... 1/12/97

Bud Eley, C..... 12/7/98

Bud Eley, C..... 1/4/99

Bud Eley, C..... 1/11/99

Roderick Johnson, F..... 12/13/99

Michael Stokes, G ..... 12/18/00

Brandon Griffin, C..... 12/15/03

Derek Winans, G ..... 1/19/04

Reggie Golson, F..... 12/13/04

Dainmon Gonner, F ..... 1/17/05

Reggie Golson, F..... 2/14/05

Roy Booker, G ..... 11/28/05

Brandon Foust, F..... 1/7/08



# SOUTHEAST MISSOURI STATE UNIVERSITY REDHAWKS BASKETBALL

## HONORS & AWARDS

### OVC Newcomer of the Week

Alex Beason, F	12/17/91
Alex Beason, F	12/23/91
Brandon Samuels	2/4/92
Luther Bonds, F	12/15/92
Jermall Morgan, C	1/30/94
Jerome Days, C	1/29/95
Bud Eley, C	12/3/95
Bud Eley, C	12/18/95
Bud Eley, C	2/4/96
Calvert White, F	12/2/96
Calvert White, F	1/19/97
Cory Johnson, G	11/24/97
Cory Johnson, G	2/1/98
Roderick Johnson, F	12/14/98
Michael Stokes, G	12/20/99
Michael Stokes, G	1/17/00
Michael Stokes, G	1/31/00
Terry Rogers, C	1/8/01
Derek Winans, G	11/26/01
Derek Winans, G	12/3/01
Derek Winans, G	1/14/02
Derek Winans, G	1/21/02
Brett Hale, G	2/4/02
Brett Hale, G	2/11/02
Derek Winans, G	2/18/02
Derek Winans, G	2/28/02
Brandon Griffin, C	12/2/02
Brandon Griffin, C	12/9/02
Brandon Griffin, C	1/20/03
Brandon Griffin, C	2/10/03
Brandon Griffin, C	3/3/03
Dainmon Gonner, F	12/8/03
Dainmon Gonner, F	1/5/04
Mike Nelke, G	1/19/04
Roy Booker, G	1/2/06
Roy Booker, G	1/9/06
Michael Rembert, C	12/18/06
Brandon Foust, F	1/15/07
Brandon Foust, F	1/22/07
Michael Rembert, C	1/29/07
Brandon Foust, F	2/26/07
Calvin Williams, F	11/26/07
Calvin Williams, F	12/10/07
Jaycen Herring, F	2/4/08
LaMont Russell, F	2/16/09
Cameron Butler, F	1/11/10
Leon Powell, F	11/22/10
Leon Powell, F	1/10/11
Leon Powell, F	2/7/11
Leon Powell, F	2/14/11
Leon Powell, F	2/21/11

Carl Ritter became the first Southeast Missouri State University basketball player to have his number retired. His number 32 was retired during ceremonies at the Show Me Center on January 24, 1994. Ritter scored a school record 1,916 points from 1959-63.

Following an emotional ceremony, Ritter stepped behind the three-point line and made a perfect shot in front of a big Show Me Center crowd and regional television audience.

# 32



### OVC Freshman of the Week

Anthony Holt	1/8/95
Nathan Owen, G	12/22/97
Paul Paradoski, G	11/29/04
Roderick Pearson, G	1/8/07
Derek Thompson, G	11/23/09
Derek Thompson, G	12/7/09
Marland Smith, G	12/28/09
Marland Smith, G	2/22/10
Lucas Nutt, G	12/20/10

### Southeast Basketball Hall of Famers (Year Inducted)

Bill Giessing, 1959-63	(2002)
Carl Ritter, 1959-63	(2002)
Abe Stuber, 1932-46	(2002)
1943 Team	(2002)
Herb Mulkey, 1939-42	(2003)
Tom Upton, 1944-49	(2003)
Otto Porter, 1979-81	(2004)
Don Pritchard, 1931-36	(2005)
Ray Rippelmeyer, 1953-55	(2005)
1960-61 Team	(2005)
Royal Tibe, 1919-23	(2006)
Ed Kiehne, 1919-22, 1924-25	(2007)
1965-86 Team	(2007)
Jack Behrens, 1940-43	(2008)
Rich Eichhorst, 1952-56	(2009)
Bud Eley, 1995-99	(2009)
1998-99 Team	(2009)
Ted Henderson, 1952-54	(2010)



William "Bud" Eley



Dwayne Rutherford



Derek Winans



### Rich Eichhorst

Rich Eichhorst and Bud Eley were inducted into the Southeast Missouri State University Athletic Hall of Fame on Dec. 11, 2009. Eichhorst was a four-year letterman and three-year starter who earned all-MIAA honors as a junior and senior. He led the team in scoring and rebounding as a senior. Eichhorst played for the NBA St. Louis Hawks in 1961 and is the only Southeast player to advance to the NBA. Eichhorst spent 25 years as an NCAA Division I basketball official after retiring as a school administrator in St. Louis. Eley was the 1999 Ohio Valley Conference Male Athlete of the Year and the 1999 OVC Player of the Year. He led the nation with 19 double-doubles and had the country's only triple-double in 1998-99. Eley was a three-time all-OVC selection, as well. The 1998-99 men's basketball team will also be inducted into the Southeast Missouri Hall of Fame this year.





# SOUTHEAST MISSOURI STATE UNIVERSITY REDHAWKS BASKETBALL

## RECORDS

### Year-by-Year Records

1926-27	1-7
1927-28	3-11
1928-29	0-15
1929-30	1-15
1930-31	3-11
1931-32	7-7
1932-33	8-9
1933-34	8-8
1934-35	6-12
1935-36	14-3
1936-37	13-3
1937-38	10-6
1938-39	11-7
1939-40	7-12
1940-41	9-11
1941-42	12-6
1942-43	19-6 (NAIA Champions)
1943-44	11-3
1944-45	13-3
1945-46	13-3
1946-47	11-8
1947-48	10-9
1948-49	7-12
1949-50	6-13
1950-51	3-16
1951-52	5-12
1952-53	13-8
1953-54	12-8
1954-55	15-6
1955-56	12-7
1956-57	5-13
1957-58	11-9
1958-59	11-9
1959-60	13-9
1960-61	25-3
1961-62	18-7
1962-63	21-4
1963-64	20-5
1964-65	15-8
1965-66	13-9
1966-67	15-6
1967-68	8-14
1968-69	7-15
1969-70	9-12
1970-71	13-10
1971-72	15-9
1972-73	11-13

1973-74	10-14
1974-75	14-12
1975-76	5-21
1976-77	8-18
1977-78	11-15
1978-79	19-9
1979-80	14-12
1980-81	11-16
1981-82	21-10
1982-83	25-6
1983-84	16-12
1984-85	24-8
1985-86	27-7
1986-87	20-11
1987-88	28-4
1988-89	27-6
1989-90	26-5
1990-91	21-7

### NCAA Division I Era

1991-92	12-16
1992-93	16-11
1993-94	10-17
1994-95	13-14
1995-96	8-19
1996-97	12-18
1997-98	14-13
1998-99	20-9
1999-00	24-7
2000-01	18-12
2001-02	6-22
2002-03	11-19
2003-04	11-16
2004-05	15-14
2005-06	7-20
2006-07	11-20
2007-08	1-19*
2008-09	3-27
2009-10	7-23
2010-11	10-22

\* - Southeast Missouri State vacated 11 wins during the 2007-08 season.

**All-Time NCAA Division I Record:**  
229-338 (.404)

**All-Time OVC Record:**  
132-206 (.390)

### Coaching History

Coach	Years	Record	Pct.
Clyde Elder	1906-07	0-2	.000
Eugene Wells	1907-08	3-0	1.00
Ferdinal Courleux	1908-09	98-97	.502
	1915-28	-	-
	1929-30	-	-
H.F. Schulte	1909-12	12-6	.667
W.F. Cobb	1912-15	10-5	.667
Jerry Lewis	1928-29	0-15	.000
George Flamank	1930-32	13-19	.406
Emmitt Stuber	1932-35	60-42	.588
	1943-46	-	-
Charles Harris	1935-43	68-55	.567
Joe McDonald	1946-49	28-33	.459
John Adams	1949-52	14-41	.255
Ralph Pink	1952-58	70-53	.569
Charles Parsley	1958-70	175-101	.634
Bob Cradic	1970-76	76-71	.517
Carroll Williams	1976-81	57-75	.432
Ron Shumate	1981-97	306-171	.641
Gary Garner	1997-06	126-132	.488
Scott Edgar	2006-09	15-48*	.238
Zac Roman	2008-09	0-18	.000
Dickey Nutt	2009-Pres.	17-45	.274

\* - Southeast Missouri vacated 11 wins during the 2007-08 season.

### Year-by-Year OVC Record/Finish

Year	Record	Finish
1991-92	5-9	7th
1992-93	9-7	4th
1993-94	5-11	6th
1994-95	7-9	6th
1995-96	5-11	8th
1996-97	9-9	t4th
1997-98	10-8	5th
1998-99	15-3	2nd
1999-00	14-4	t1st
2000-01	8-8	5th
2001-02	4-12	8th
2002-03	5-11	7th
2003-04	4-12	10th
2004-05	9-7	5th
2005-06	4-16	10th
2006-07	9-11	6th
2007-08	1-13*	11th
2008-09	0-18	10th
2009-10	3-15	9th
2010-11	6-12	t7th

\* - Southeast Missouri vacated six OVC wins during the 2007-08 season.



# SOUTHEAST MISSOURI STATE UNIVERSITY REDHAWKS BASKETBALL

## RECORDS

### TEAM RECORDS

#### Single-Game

Points	135	vs. Fort Leonard Wood (2/6/64); vs. McKendree (1/14/67)
Points in a Half	74	vs. Harris-Stowe (2/4/85)
Combined Points	237	vs. Austin Peay (1/29/08)
Field Goals	59	vs. McKendree (1/4/67); vs. Parks (11/24/86)
Field Goals Attempted	98	vs. Parks (11/24/86)
Field Goal Percentage	68.9 (59-of-88)	vs. McKendree (1/14/67)
Free Throws	40	vs. Christian Brothers (12/5/88)
Free Throws Attempted	50	vs. Christian Brothers (12/5/88)
Free Throw Percentage	1.00 (14-14)	vs. Missouri-Rolla (1/12/78)
	1.00 (10-10)	vs. Sacramento State (2-19-11)
3-Point Field Goals	16	vs. Williams Baptist (12/12/09) vs. UT Martin (2/12/98)
3-Point Field Goals Att.	40	vs. UT Martin (1/15/98)
3-Point Field Goal Pct.	1.00 (5-5)	vs. Southern Arkansas (11/21/87)
Rebounds	68	vs. Central Methodist (11/18/88)
Assists	33	vs. Missouri Baptist (11/19/90)
Blocked Shots	14	vs. Morehead State (1/4/99)
Largest Margin of Victory	+89	Southeast 127, Parks 38 (11/24/86)
Largest Margin of Defeat	-58	NW Missouri 74, Southeast 16 (2/1/29)

#### Single-Season

Points	2791	1985-86
Points Per Game	87.8	1990-91
Field Goals	1108	1985-86
Field Goals Attempted	2204	1985-86
Field Goal Percentage	51.9	1978-79
Free Throws	621	1960-61
Free Throws Attempted	856	1985-86
Free Throw Percentage	76.4 (428-of-560)	2001-02
3-Point Field Goals	215	1988-89
3-Point Field Goals Att.	575	1997-98
3-Point Field Goal Pct.	44.6	1988-89
Rebounds	1313	1985-86
Assists	544	1985-86; 1988-89
Blocked Shots	164	1999-00
Largest Margin of Victory	+15.7	1984-85
Most Victories	28	1987-88
Most Losses	27	2008-09

#### Miscellaneous

Longest Winning Streak	20 games	12/5/87-2/17/88
Longest Home Win Streak	28 games	11/29/85-1/7/87
Longest Losing Streak	21 games	12/23/08-11/18/09

### INDIVIDUAL RECORDS

#### Single-Game


Points	52	Kermit Meystedt, vs. McKendree, 1/14/67
Field Goals	24	Kermit Meystedt, vs. McKendree, 1/14/67
Field Goals Attempted	34	Kermit Meystedt, vs. McKendree, 1/14/67
Free Throws	18	Carl Ritter, vs. NW Missouri St, 12/30/60
Free Throws Attempted	22	Carl Ritter, vs. NW Missouri St, 12/30/60
3-Point Field Goals	9	2x, last by Mark Johnson, vs. Milwaukee, 3/2/95
3-Point Field Goals Att.	19	Cory Johnson, vs. UT Martin, 1/15/98
Rebounds	29	Paul Ranson, vs. MacMurray, 12/8/61
Assists	13	2x, last by Kevin Roberts, vs. Morehead, 2/6/03
Blocked Shots	10	"Bud" Eley, vs. Morehead, 1/4/99

#### Single-Season

Games Played	34	Michael Morris, Ray Pugh, Derick Turner, 1985-86
Points	677	Otto Porter, 1980-81
Field Goals	287	Otto Porter, 1980-81
Field Goals Attempted	568	Otto Porter, 1980-81
Field Goal Percentage	64.3 (191-297)	Danny Dohogne, 1990-91
Free Throws	184	Carl Ritter, 1960-61
Free Throws Attempted	259	Riley Ellis, 1985-86
Free Throw Percentage	88.7 (94-106)	Curtis Shelton, 1993-94
3-Point Field Goals	97	Kenard Moore, 2008-09
3-Point Field Goals Att.	285	Kenard Moore, 2008-09
3-Point Field Goal Pct.	55.8 (53-95)	Amory Sanders, 2000-01
Rebounds	314	Brandon Griffin, 2002-03
Assists	200	Dwayne Rutherford, 1988-89
Blocked Shots	75	"Bud" Eley, 1998-99
Highest Scoring Average	27.0	Otto Porter, 1979-80
Highest Rebounding Avg.	10.7	"Bud" Eley, 1998-99

#### Powell Named 2010-11 NCAA Division I Statistical Champion in Field Goal Percentage

Leon Powell led the nation in field goal percentage with a 63.0 percent clip in 2010-11. That mark stands as the second-best single-season field goal percentage in school history. Powell also led the Redhawks in scoring, rebounding and blocked shots.







# SOUTHEAST MISSOURI STATE UNIVERSITY REDHAWKS BASKETBALL

## CAREER RANKINGS

### Points

1. Carl Ritter, 1959-63	1,916
2. Jewell Crawford, 1980-84	1,862
3. Bill Giessing, 1960-64	1,686
4. William "Bud" Eley, 1995-99	1,611
5. Derek Winans, 2001-05	1,505
6. Ronny Rankin, 1984-86	1,277
7. Riley Ellis, 1984-86	1,241
8. Ray Pugh, 1985-89	1,237
9. Otto Porter, 1979-81	1,216
Devon Lake, 1990-93	1,216
11. Dwayne Rutherford, 1986-90	1,191
12. Kermit Meystedt, 1963-67	1,141
13. Anthony Venson, 1980-84	1,131
14. Curtis Shelton, 1990-94	1,112
15. John Sanchez, 1976-80	1,104
16. Lawrence Wilson, 1986-90	1,086
17. Joe Cagle, 1973-77	1,055
18. Dave Shipley, 1975-79	1,046
19. Michael Morris, 1984-88	1,030
20. Mike Lewis, 1987-91	1,026
21. Dan Milligan, 1965-69	1,017

### Scoring Average

1. Otto Porter, 1979-81	25.9
2. Fred Anderson, 1968-69	23.3
3. Roy Booker, 2005-06	22.0
4. Ronny Rankin, 1984-86	20.6
5. Jim Anderson, 1970-72	19.7
6. Riley Ellis, 1984-86	19.1
7. Danny Dohogne, 1990-91	17.4
8. Jewell Crawford, 1980-84	16.6
William "Bud" Eley, 1995-99	16.6
10. Andrew Reed, 1970-72	16.4

### Field Goals Made

1. Jewell Crawford, 1980-84	763
2. William "Bud" Eley, 1995-99	629
3. Derek Winans, 2001-05	524
4. Otto Porter, 1979-81	515
5. Ronny Rankin, 1984-86	483
6. Riley Ellis, 1984-86	478
Ray Pugh, 1985-89	478
8. Joe Cagle, 1973-77	456
9. John Sanchez, 1976-80	444
10. Anthony Venson, 1980-84	440
Dave Shipley, 1975-79	440

### Field Goals Attempted

1. Jewell Crawford, 1980-84	1,470
2. Derek Winans, 2001-05	1,172
3. William "Bud" Eley, 1995-99	1,170
4. Otto Porter, 1979-81	1,044
5. Joe Cagle, 1973-77	1,026
6. Dave Shipley, 1975-79	1,010
7. Ray Pugh, 1985-89	975
8. Riley Ellis, 1984-86	955
9. Ronny Rankin, 1984-86	954
10. Anthony Venson, 1980-84	950

### Field Goal Percentage

(Minimum 100 FG Made)	FG-A	Pct.
1. Danny Dohogne, 1990-91	191-297	.643
<b>2. Leon Powell, 2010-Pres.</b>	<b>172-273</b>	<b>.630</b>
2. Carl Nicholson, 1985-88	105-173	.607
3. Eddie Hart, 1984-86	181-303	.597
4. Roderick Johnson, 1998-00	293-500	.586
5. Brandon Griffin, 2002-04	267-465	.574
Drew Demond, 1999-02	132-230	.574
7. Matt Sisley, 1992-94	142-248	.573
8. Desi Barmore, 1978-79	185-329	.562
9. Steve Tappmeyer, 1977-79	267-479	.557
10. David Montgomery, 1996-98	239-430	.556

### 3-Point Field Goals Made

1. Derek Winans, 2001-05	219
2. Churtis Shelton, 1990-94	215
3. Terrick Willoughby, 2003-07	175
4. Kenard Moore, 2007-09	174
5. Mike Lewis, 1987-91	166
6. Cory Johnson, 1997-99	162
7. Brett Hale, 2001-05	140
<b>8. Marland Smith, 2009-Pres.</b>	<b>125</b>
9. Dwayne Rutherford, 1986-90	107
10. Amory Sanders, 1999-01	94

### 3-Point Field Goals Attempted

1. Derek Winans, 2001-05	564
2. Kenard Moore, 2007-09	482
3. Curtis Shelton, 1990-94	480
4. Terrick Willoughby, 2003-07	434
<b>5. Marland Smith, 2009-Pres.</b>	<b>392</b>
6. Cory Johnson, 1997-99	391
7. Mike Lewis, 1987-91	372
8. Brett Hale, 2001-05	342



9. David Johnson, 2005-08	272
10. Devon Lake, 1990-93	269

### 3-Point Field Goal Percentage

(Minimum 100 3FG Made)	3FG-A	Pct.
1. Curtis Shelton, 1990-94	215-480	.448
2. Mike Lewis, 1987-91	166-372	.446
3. Cory Johnson, 1997-99	162-391	.414
4. Brett Hale, 2001-05	140-342	.409
5. Terrick Willoughby, 2003-07	175-434	.403
6. Dwayne Rutherford, 1986-90	107-266	.402
7. Derek Winans, 2001-05	219-564	.388
8. Kenard Moore, 2007-09	174-482	.361

### Free Throws Made

1. Carl Ritter, 1959-63	580
2. William "Bud" Eley, 1995-99	341
3. Jewell Crawford, 1980-84	336
4. Ronny Rankin, 1984-86	311
5. Devon Lake, 1990-93	309
6. Dwayne Rutherford, 1986-90	286
7. Riley Ellis, 1984-86	285



# SOUTHEAST MISSOURI STATE UNIVERSITY REDHAWKS BASKETBALL

## CAREER RANKINGS

8. Lawrence Wilson, 1986-90	282
9. Curtis Shelton, 1990-94	257
10. Anthony Venson, 1980-84	251

### Free Throws Attempted

1. Carl Ritter, 1959-63	664
2. William "Bud" Eley, 1995-99	580
3. Jewell Crawford, 1980-84	495
4. Riley Ellis, 1984-86	462
5. Lawrence Wilson, 1986-90	402
6. Dwayne Rutherford, 1986-90	395
7. Devon Lake, 1990-93	384
8. Ronny Rankin, 1984-86	371
9. Malcomn Henry, 1985-90	332
10. Jermall Morgan, 1993-95	317

### Free Throw Percentage

(Minimum 100 FT Made)	FT-A	Pct.
1. Cory Johnson, 1997-99	130-146	.890
2. Robin Wilhoit, 1976-80	122-142	.859
Brett Hale, 2001-05	164-191	.859
4. Ronny Rankin, 1984-86	311-371	.838
5. Curtis Shelton, 1990-94	257-310	.829
6. Roy Booker, 2005-06	165-200	.825
7. Mike Payne, 1969-72	113-140	.807
8. Devon Lake, 1990-93	309-384	.805
9. Anthony Venson, 1980-84	251-315	.797
10. Steve Tappmeyer, 1977-79	183-230	.796



### Rebounds

1. William "Bud" Eley, 1995-99	955
2. John Sanchez, 1976-80	839
3. Kermit Meystedt, 1963-67	834
4. Paul Ranson, 1961-64	815
5. Anthony Thomas, 1978-82	796
Bill Giessing, 1960-64	796
7. Dan Milligan, 1965-69	758
8. Jewell Crawford, 1980-84	741
9. Arvin Haynes, 1972-76	622
10. Riley Ellis, 1984-85	568

### Rebounding Average

(Minimum 50 Games)	G	Avg.
1. William "Bud" Eley, 1995-99	97	9.8
2. Brandon Griffin, 2002-04	53	9.1
3. Riley Ellis, 1984-86	65	8.7
4. Roderick Johnson, 1998-00	60	7.3
5. Derick Turner, 1985-87	65	6.7
6. Reggie Golson, 2002-05	53	6.5
7. Calvin Williams, 2007-09	50	6.4
8. Jermall Morgan, 1993-95	54	6.3
9. Dainmon Gonner, 2003-05	54	6.2
10. Jerome Days, 1994-96	53	6.0

### Assists

1. Dwayne Rutherford, 1986-90	541
2. Michael Morris, 1984-88	478
3. Dave Shipley, 1975-79	396
4. Jerry Freshwater, 1991-95	367
5. Joe Cagle, 1973-77	357
6. John Sanchez, 1976-80	327
7. Anthony Venson, 1980-84	321
8. Derek Winans, 2001-05	282
9. Paul Paradoski, 2004-07	263
10. Kevin Roberts, 2001-03	226

### Steals

1. Michael Morris, 1984-88	191
2. Derek Winans, 2001-05	153
Dwayne Rutherford, 1986-90	153
4. William "Bud" Eley, 1995-99	135
5. Jerry Freshwater, 1991-95	121
6. Dainmon Gonner, 2003-05	111
7. Paul Paradoski, 2004-07	110
8. David Johnson, 2005-08	90
9. Curtis Shelton, 1990-94	89
10. Roderick Johnson, 1998-00	83



### Blocks

1. William "Bud" Eley, 1995-99	156
2. Drew Demond, 1999-02	112
3. Anthony Thomas, 1978-82	83
4. Reggie Golson, 2002-05	79
5. Calvin Williams, 2007-09	71
6. Malcomn Henry, 1985-90	60
7. James Barnes, 1990-92	58
8. Roderick Johnson, 1998-00	54
9. <b>Leon Powell, 2010-Pres.</b>	<b>50</b>
10. Lawrence Wilson, 1986-90	43

### Current Players in Bold

\* - Southeast Missouri State University men's basketball Top-10 lists were generated with statistics dating back to 1968-69. Any cumulative statistical reports prior to that season were incomplete. Therefore, some individuals who played before 1968-69 may be excluded from certain statistical categories on these lists.





# SOUTHEAST MISSOURI STATE UNIVERSITY REDHAWKS BASKETBALL

## SINGLE-SEASON RANKINGS

### Points

1. Otto Porter, 1980-81	677
2. Riley Ellis, 1985-86	667
3. Ronny Rankin, 1985-86	656
4. Ronny Rankin, 1984-85	621
5. Jewell Crawford, 1983-84	606
6. Devon Lake, 1992-93	603
7. Roy Booker, 2005-06	594
8. Riley Ellis, 1984-85	574
9. Kenard Moore, 2008-09	570
10. Dainmon Gonner, 2004-05	547
11. Derick Turner, 1986-87	545
12. Otto Porter, 1979-80	539
13. Cleo Conley, 1986-87	537
14. William "Bud" Eley, 1996-97	536
15. Ray Pugh, 1987-88	533
16. Jim Anderson, 1970-71	509
17. Terry Mead, 1981-82	503
18. Jaycen Herring, 2008-09	497
19. Fred Anderson, 1968-69	489
20. Danny Dohogne, 1990-91	487

### Scoring Average

1. Otto Porter, 1979-80	27.0
2. Otto Porter, 1980-81	25.1
3. Fred Anderson, 1968-69	23.3
4. Jim Anderson, 1970-71	23.1
5. Jewell Crawford, 1983-84	22.4
6. Devon Lake, 1992-93	22.3
7. Roy Booker, 2005-06	22.0
8. Ronny Rankin, 1984-85	20.7
9. Ronny Rankin, 1985-86	20.5
10. Dainmon Gonner, 2004-05	20.3

### Field Goals Made

1. Otto Porter, 1980-81	287
2. Ronny Rankin, 1985-86	252
3. Riley Ellis, 1985-86	250
4. Jewell Crawford, 1983-84	238
5. Ronny Rankin, 1984-85	231
6. Otto Porter, 1979-80	228
7. Riley Ellis, 1984-85	228
8. Cleo Conley, 1986-87	223
9. Derick Turner, 1986-87	221
10. Fred Anderson, 1968-69	221

### Field Goals Attempted

1. Otto Porter, 1980-81	568
2. Ronny Rankin, 1985-86	524

3. Roy Booker, 2005-06	504
4. Riley Ellis, 1985-86	495
5. Fred Anderson, 1968-69	488
6. Kenard Moore, 2008-09	483
7. Otto Porter, 1979-80	476
8. Cleo Conley, 1986-87	476
9. Riley Ellis, 1984-85	460
10. Ronny Rankin, 1984-85	430

### Field Goal Percentage

(Minimum 75 FG Made)	FG-A	Pct.
1. Danny Dohogne, 1990-91	191-297	.643
2. <b>Leon Powell, 2010-11</b>	<b>172-273</b>	<b>.630</b>
3. Cornall Henderson, 1987-88	75-117	.641
4. Carl Nicholson, 1987-88	75-117	.641
5. Eddie Hart, 1985-86	119-186	.640
6. David Montgomery, 1997-98	141-227	.621
7. Roderick Johnson, 1999-00	163-270	.604
8. William "Bud" Eley, 1998-99	170-286	.594
9. John Sanchez, 1977-78	149-256	.582
10. Brandon Griffin, 2003-04	117-203	.576

### 3-Point Field Goals Made

1. Kenard Moore, 2008-09	97
2. Cory Johnson, 1997-98	95
3. Curtis Shelton, 1993-94	86
4. Kenard Moore, 2007-08	77
5. Roy Booker, 2005-06	73
6. Derek Winans, 2002-03	71
7. Cory Johnson, 1998-99	67
8. David Johnson, 2006-07	64
9. Mike Lewis, 1988-89	64
10. Mike Lewis, 1989-90	64
11. <b>Marland Smith, 2009-10</b>	<b>63</b>

### 3-Point Field Goals Attempted

1. Kenard Moore, 2008-09	285
2. Roy Booker, 2005-06	233
3. Cory Johnson, 1997-98	219
4. <b>Marland Smith, 2010-11</b>	<b>207</b>
5. Kenard Moore, 2007-08	197
6. Curtis Shelton, 1993-94	190
7. David Johnson, 2006-07	184
8. Cory Johnson, 1998-99	172
9. Derek Winans, 2002-03	172
10. Terrick Willoughby, 2005-06	153



**DAIMON GONNER**

### 3-Point Field Goal Percentage

(Minimum 50 3FG Made)	3FG-A	Pct.
1. Amory Sanders, 2000-01	53-95	.558
2. Mike Lewis, 1989-90	64-130	.492
3. Mike Lewis, 1988-89	64-130	.492
4. Curtis Shelton, 1991-92	58-121	.479
5. Curtis Shelton, 1993-94	86-190	.453
6. Terrick Willoughby, 2006-07	51-116	.440
7. Cory Johnson, 1997-98	95-219	.434
8. Mark Johnson, 1994-95	55-128	.430
9. Brett Hale, 2002-03	54-126	.429
10. Cleo Conley, 1987-88	58-137	.423

### Free Throws Made

1. Carl Ritter, 1960-61	184
2. Riley Ellis, 1985-86	167
3. Roy Booker, 2005-06	165
4. Devon Lake, 1992-93	162
5. Ronny Rankin, 1984-85	159
6. Ronny Rankin, 1985-86	152
7. Jewell Crawford, 1983-84	130
8. Andrew Reed, 1971-72	130
9. Jermall Morgan, 1994-95	123



# SOUTHEAST MISSOURI STATE UNIVERSITY REDHAWKS BASKETBALL

## SINGLE-SEASON RANKINGS

10. Riley Ellis, 1984-85	118
Michael Stokes, 2000-01	118

### Free Throws Attempted

1. Riley Ellis, 1985-86	259
2. William "Bud" Eley, 1996-97	217
3. Devon Lake, 1992-93	205
<b>Leon Powell, 2010-11</b>	<b>205</b>
5. Riley Ellis, 1984-85	203
6. Roy Booker, 2005-06	200
7. Jermall Morgan, 1994-95	199
8. Ronny Rankin, 1984-85	190
9. Jewell Crawford, 1983-84	183
10. Ronny Rankin, 1985-86	181

### Free Throw Percentage

(Minimum 75 FT Made)	FT-A	Pct.
1. Curtis Shelton, 1993-94	94-106	.887
2. Ronny Rankin, 1985-86	152-181	.840
3. Ronny Rankin, 1984-85	159-190	.837
4. Michael Stokes, 2000-01	118-143	.825
Roy Booker, 2005-06	165-200	.825
6. Devon Lake, 1990-91	92-113	.814
7. Steve Tappmeyer, 1978-79	81-100	.810
8. Pat Niemczyk, 1979-80	83-104	.798
Otto Porter, 1979-80	83-104	.798
10. Dwayne Rutherford, 1988-89	98-124	.790
Devon Lake, 1992-93	162-205	.790



**LEON POWELL**

### Rebounds

1. Brandon Griffin, 2002-03	314
2. William "Bud" Eley, 1996-97	310
William "Bud" Eley, 1998-99	310
4. Riley Ellis, 1985-86	293
5. Derick Turner, 1986-87	282
6. Riley Ellis, 1984-85	275
7. Roderick Johnson, 1999-00	266
8. William "Bud" Eley, 1995-96	260
9. Anthony Thomas, 1981-82	249
10. <b>Leon Powell, 2010-11</b>	<b>247</b>

### Rebounding Average

(Minimum 20 Games)	G	Avg.
1. William "Bud" Eley, 1998-99	29	10.7
2. Brandon Griffin, 2002-03	30	10.5
3. William "Bud" Eley, 1996-97	30	10.3
4. Thomas Thames, 1990-91	20	10.1
5. William "Bud" Eley, 1995-96	27	9.6
6. Derick Turner, 1986-87	31	9.1
7. Riley Ellis, 1985-86	33	8.9
8. Danny Dohogne, 1990-91	28	8.8
9. Riley Ellis, 1984-85	32	8.6
Roderick Johnson, 1999-00	31	8.6

### Assists

1. Dwayne Rutherford, 1988-89	200
2. Kevin Roberts, 2002-03	179
3. Jerry Freshwater, 1994-95	153
4. Dwayne Rutherford, 1987-88	143
5. Michael Morris, 1986-87	139
6. Michael Morris, 1985-86	136
7. Michael Morris, 1987-88	130
8. Michael Stokes, 1999-00	128
9. Joe Cagle, 1975-76	127
10. Lew Brookins, 1982-83	126

### Steals

1. Dainmon Gonner, 2004-05	74
2. Dwayne Rutherford, 1988-89	71
3. Michael Morris, 1986-87	63
Michael Morris, 1987-88	63
5. William "Bud" Eley, 1996-97	58
Calvert White, 1996-97	58
7. Johnnie Coleman, 1990-91	57
8. Ernest Taylor, 1988-89	50
9. Cleo Conley, 1986-87	48
10. Kahn Cotton, 1997-98	47



**REGGIE GOLSON**

### Blocks

1. William "Bud" Eley, 1998-99	75
2. Reggie Golson, 2004-05	64
3. William "Bud" Eley, 1995-96	51
4. <b>Leon Powell, 2010-11</b>	<b>50</b>
5. Drew Demond, 2000-01	48
6. Anthony Thomas, 1981-82	45
7. Roderick Johnson, 1999-00	41
8. Calvin Williams, 2008-09	39
9. Anthony Thomas, 1979-80	38
Drew Demond, 2001-02	38
10. James Barnes, 1991-92	35

### Current Players in Bold

\* - Southeast Missouri State University men's basketball Top-10 lists were generated with statistics dating back to 1968-69. Any cumulative statistical reports prior to that season were incomplete. Therefore, some individuals who played before 1968-69 may be excluded from certain statistical categories on these lists.





# SOUTHEAST MISSOURI STATE UNIVERSITY REDHAWKS BASKETBALL

## NCAA DIVISION I RESULTS

### 1991-92

**Overall:** 12-16 **OVC:** 5-9

**Head Coach:** Ron Shumate

<u>Opponent</u>		<u>SE</u>	<u>OPP</u>
at UW-Green Bay	L	54	82
at Wisconsin	L	71	82
Cleveland State	L	80	88
Nicholls State	W	76	73
Texas-Pan American	W	85	56
at Southern Utah	L	62	98
at Montana State	L	67	70
Lewis	W	80	56
at Texas-Pan American	W	70	68
at Arkansas-Little Rock	L	77	85 <sup>OT</sup>
Oakland City	W	84	69
Austin Peay*	W	79	76
UW-Milwaukee	L	71	83
at Middle Tennessee*	L	58	61
at Murray State*	L	76	86
Morehead State*	W	85	74
Eastern Kentucky*	W	76	74
at Tennessee State*	L	62	63
at Tennessee Tech*	L	51	84
at Austin Peay*	L	86	92 <sup>OT</sup>
Arkansas-Little Rock	W	80	78
Tennessee Tech*	L	78	88
Tennessee State*	W	76	66
at Eastern Kentucky*	L	69	83
at Morehead State*	L	80	84
Murray State*	W	80	75
Middle Tennessee*	L	76	87
at UW-Milwaukee	W	80	64

### 1992-93

**Overall:** 16-11 **OVC:** 9-7

**Head Coach:** Ron Shumate

<u>Opponent</u>		<u>SE</u>	<u>OPP</u>
UW-Green Bay	W	67	65
Alcorn State	W	86	81
Arkansas State	W	71	69 <sup>OT</sup>
Montana State	W	72	56
Cincinnati	L	58	83
Central Michigan	W	74	61
Arkansas	L	72	96
at Evansville	L	68	92
at Chicago State	L	71	91
Oakland City	W	108	69
at Tennessee State*	L	70	95
at Austin Peay*	W	90	68
Murray State*	L	95	111
Southern Utah	W	91	74
Morehead State*	W	107	96
Eastern Kentucky*	W	79	63
at UT Martin*	L	89	90
Middle Tennessee*	W	80	69
Tennessee Tech*	W	79	74
at Murray State*	L	96	100
at Morehead State*	L	85	92

at Eastern Kentucky	L	65	86
Tennessee State*	W	94	77
Austin Peay*	W	77	64
UT Martin*	W	69	68
at Middle Tennessee*	W	67	63 <sup>OT</sup>
at Tennessee Tech*	L	99	113

### 1993-94

**Overall:** 10-17 **OVC:** 5-11

**Head Coach:** Ron Shumate

<u>Opponent</u>		<u>SE</u>	<u>OPP</u>
Evansville	L	60	76
Southern California College	W	65	52
Troy State	W	119	113
Texas-Arlington	W	86	83
Chicago State	W	125	95
Samford	L	72	72
Prairie View A&M	W	100	63
Southern Illinois	L	54	82
Colorado State	L	72	104
Eastern Kentucky*	L	62	86
Morehead State*	L	72	85
Tennessee Tech*	W	87	77
Middle Tennessee*	W	99	77
Tennessee State*	L	83	94
UT Martin*	W	86	63
Tennessee State*	L	87	96
Austin Peay*	L	69	75
Murray State*	L	74	81
Morehead State*	L	80	94
Eastern Kentucky*	L	75	84
Tennessee Tech*	W	89	83
Middle Tennessee*	L	68	94
Murray State*	L	95	96
Missouri	L	61	83
UT Martin*	L	87	103
Austin Peay*	W	98	72
Memphis State	L	83	109

### 1994-95

**Overall:** 13-14 **OVC:** 7-9

**Head Coach:** Ron Shumate

<u>Opponent</u>		<u>SE</u>	<u>OPP</u>
Drury College	W	90	79
Fairfield	W	82	75
Maine	W	92	78
at Missouri	L	77	84
at UW-Milwaukee	W	75	71
Southern Illinois	L	72	74
Colorado State	L	70	90
at Florida State	L	75	100
Oakland City College	W	90	76
Eastern Kentucky*	W	59	52
Morehead State*	L	72	74 <sup>OT</sup>
at Tennessee Tech*	L	58	97
at Middle Tennessee*	L	63	65
at Tennessee State*	L	80	83
at UT Martin*	W	61	59

Tennessee State*	W	66	64
Austin Peay*	L	63	79
Murray State*	L	79	83
at Morehead State*	L	49	80
at Eastern Kentucky*	L	66	71
Middle Tennessee*	W	78	63
Tennessee Tech*	W	89	73
at Murray State*	L	55	83
UT Martin*	W	75	66
at Austin Peay*	W	90	87 <sup>OT</sup>
UW-Milwaukee	W	98	90 <sup>OT</sup>
at South Florida	L	48	75

### 1995-96

**Overall:** 8-19 **OVC:** 5-11

**Head Coach:** Ron Shumate

<u>Opponent</u>		<u>SE</u>	<u>OPP</u>
Oakland City	W	82	78
Troy State	W	109	91
Mississippi Valley State	L	80	84
at Fairfield	L	65	73
at Illinois	L	70	89
vs. San Jose State	W	55	48
at Southern Illinois	L	64	70
Oral Roberts	L	58	74
at Missouri	L	65	102
at Eastern Kentucky*	L	73	89
at Morehead State*	W	81	64
UT Martin*	W	71	61
at Middle Tennessee*	W	65	63
at Austin Peay*	L	69	82
Tennessee State*	L	70	82
Tennessee Tech*	W	81	78 <sup>OT</sup>
South Florida	L	41	67
at Murray State*	L	77	81
Morehead State*	W	76	74
Eastern Kentucky*	L	76	79
at UT Martin*	L	59	79
Austin Peay*	L	71	84
Middle Tennessee*	L	75	78
at Tennessee Tech*	L	69	102
at Tennessee State*	L	73	76
Murray State*	L	61	79
at Oral Roberts	L	69	85

### 1996-97

**Overall:** 12-18 **OVC:** 9-9

**Head Coach:** Ron Shumate

<u>Opponent</u>		<u>SE</u>	<u>OPP</u>
vs. Norfolk State	W	68	63
vs. Samford	L	57	63
McKendree	L	59	72
at Oklahoma	L	52	83
at Louisiana Tech	W	69	65
Southern Illinois	L	68	78
at Missouri	L	50	64
Oakland City	W	87	57
vs. Cincinnati	L	57	80



# SOUTHEAST MISSOURI STATE UNIVERSITY

# REDHAWKS BASKETBALL

## NCAA DIVISION I RESULTS

vs. Old Dominion	L	61	74
vs. Fresno State	L	77	83
at Austin Peay*	L	85	96
at Tennessee State*	W	71	53
UT Martin*	W	82	72 <sup>OT</sup>
Eastern Kentucky*	W	70	68
Morehead State*	W	94	75
at Middle Tennessee*	W	78	76
at Tennessee Tech*	L	82	86
at Murray State*	L	75	77
Eastern Illinois*	L	61	65
Tennessee State*	W	78	75
Austin Peay*	W	73	72
Murray State*	L	75	86
at Morehead State*	L	80	83
at Eastern Kentucky*	L	76	84
Tennessee Tech*	W	78	65
Middle Tennessee*	W	85	76
at UT Martin*	L	62	92
at Eastern Illinois*	L	71	92

### OVC Tournament

vs. Middle Tennessee	L	74	89
----------------------	---	----	----

### 1997-98

**Overall:** 14-13 **OVC:** 10-8

**Head Coach:** Gary Garner

Opponent		SE	OPP
at Colorado	L	59	62
Central Methodist	W	94	78
Bradley	W	79	71
Oakland City	W	60	27
Tennessee State*	L	77	79 <sup>OT</sup>
Austin Peay*	W	73	61
at Southern Illinois	L	62	81
at Missouri	L	64	65
Truman State	W	79	65
at Louisville	L	69	91
at Morehead State*	W	64	61
at Eastern Kentucky*	L	79	82 <sup>2OT</sup>
Tennessee Tech*	W	69	51
Middle Tennessee*	L	55	70
at Tennessee State*	W	60	59
at UT Martin*	L	82	91 <sup>2OT</sup>
at Murray State*	L	66	101
Eastern Illinois*	L	78	81 <sup>OT</sup>
Morehead State*	W	99	79
Eastern Kentucky*	W	97	78
at Austin Peay*	W	81	57
at Tennessee Tech*	L	57	77
at Middle Tennessee*	W	85	76
UT Martin	W	87	61
Murray State*	L	71	82
at Eastern Illinois*	W	84	77 <sup>OT</sup>

### OVC Tournament

vs. Austin Peay	L	46	76
-----------------	---	----	----

### 1998-99

**Overall:** 20-9 **OVC:** 15-3

**Head Coach:** Gary Garner

Opponent		SE	OPP
SIU Edwardsville	W	78	35
at Bradley	L	47	49
Central Methodist	W	84	65
Louisiana Tech	L	72	84
at Austin Peay*	W	74	65
at Tennessee State*	W	70	49
at Arkansas State	W	76	75
Eastern Kentucky*	W	78	58
at Missouri State	L	56	67
Southern Illinois	L	49	70
at Oklahoma State	L	64	75
Morehead State*	W	71	69
Middle Tennessee*	W	73	63
at Tennessee Tech*	W	64	51
Austin Peay*	W	87	71
Murray State*	L	70	71
UT Martin*	W	84	75 <sup>OT</sup>
at Eastern Illinois*	W	81	70
at Morehead State*	W	72	60
Tennessee State*	W	61	54
Middle Tennessee*	W	69	55
Tennessee Tech*	L	62	68
at Murray State*	L	52	62
at UT Martin*	W	60	49
at Eastern Kentucky*	W	77	61
Eastern Illinois*	W	92	70

### OVC Tournament

vs. Eastern Illinois	W	78	57
vs. Middle Tennessee	W	82	74
vs. Murray State	L	61	62

### 1999-2000

**Overall:** 24-7 **OVC:** 14-4

**Head Coach:** Gary Garner

Opponent		SE	OPP
Western Carolina	W	93	69
Rockhurst	W	67	58
Montana	W	66	61
at Tennessee Tech*	W	84	79
Oakland City	W	79	45
vs. Montana	L	48	60
vs. Robert Morris	W	55	44
Arkansas State	W	74	71
at Bradley	W	65	60
at Southern Illinois	L	51	62
Tennessee State*	W	79	46
Austin Peay*	W	62	60
at Middle Tennessee*	W	79	46
at UT Martin*	L	66	75
at Murray State*	W	84	78
at Tennessee Tech*	W	61	50
Eastern Illinois*	W	77	66
Morehead State*	W	80	59
Eastern Kentucky*	W	77	65

at Tennessee State*	L	52	56
at Austin Peay*	L	64	67 <sup>2OT</sup>
Middle Tennessee*	W	76	56
UT Martin*	W	80	68
at Murray State*	L	60	77
at Eastern Illinois*	W	72	71
at Morehead State*	W	74	58
at Eastern Kentucky*	W	65	48

### OVC Tournament

vs. UT Martin	W	76	74
vs. Middle Tennessee	W	78	60
vs. Murray State	W	67	56

### NCAA Tournament

vs. Louisiana State	L	61	64
---------------------	---	----	----

### 2000-01

**Overall:** 18-12 **OVC:** 8-8

**Head Coach:** Gary Garner

Date	Opponent		SE	OPP
N17	Truman State	W	70	59
N21	Missouri-Rolla	W	87	63
N24	vs. Toledo	L	43	59
N25	vs. Robert Morris	W	78	53
N26	vs. Cleveland State	W	72	71
N29	at Mississippi Valley	L	77	83
D5	Southern Illinois	W	87	84
D9	Tennessee Tech*	L	68	70
D16	Missouri State*	W	73	71
D20	Campbell	W	81	54
D27	vs. Houston	L	64	69
D28	vs. Jackson State	W	72	63
J4	at Tennessee State*	W	88	57
J6	at Austin Peay*	L	60	80
J11	Murray State*	L	58	60
J13	UT Martin*	W	60	49
J20	at Eastern Illinois*	L	71	83
J22	at Morris Brown	W	82	63
J27	at Morehead State*	W	74	71
J29	at Eastern Kentucky*	W	65	59
F1	Austin Peay*	L	72	77
F3	Tennessee State*	L	94	96
F6	at Tennessee Tech*	L	69	79
F8	at Murray State*	W	65	54
F10	at UT Martin*	W	81	73
F14	Morris Brown	W	83	50
F17	Eastern Illinois*	W	75	73
F22	Eastern Kentucky*	W	81	70
F24	Morehead State*	W	63	61

### OVC Tournament

F27	vs. Austin Peay	L	70	72
-----	-----------------	---	----	----

### 2001-02

**Overall:** 6-22 **OVC:** 4-12

**Head Coach:** Gary Garner

Date	Opponent		SE	OPP
N16	Birmingham Southern	L	51	62
N24	at Missouri State	L	63	73
N27	Arkansas-Little Rock	L	74	83





# SOUTHEAST MISSOURI STATE UNIVERSITY REDHAWKS BASKETBALL

## NCAA DIVISION I RESULTS

D1	Western Illinois	L	58	71
D5	at Vanderbilt	L	71	76
D8	North Alabama	W	75	68
D15	at Saint Louis	L	62	88
D17	Mississippi Valley	L	70	82
D22	at Southern Illinois	L	80	92
D29	Lincoln University	W	77	68
J2	at Western Illinois	L	75	82
J5	at Eastern Illinois*	L	74	84
J7	Tennessee State*	L	82	94
J10	Eastern Kentucky*	W	95	75
J12	Morehead State*	L	53	59
J17	at UT Martin*	L	73	89
J19	at Murray State*	L	72	85
J24	Tennessee Tech*	L	62	75
J26	Austin Peay*	L	67	68
J31	at Tennessee State*	L	65	72
F2	at Tennessee Tech*	L	67	82
F7	at Morehead State*	L	75	91
F9	at Eastern Kentucky*	W	81	74
F14	UT Martin*	W	78	51
F16	Murray State*	L	86	92
F19	Eastern Illinois*	W	102	87
F23	at Austin Peay*	L	47	80
<b>OVC Tournament</b>				
F26	vs. Tennessee Tech	L	56	73

### 2002-03

**Overall:** 11-19 OVC: 5-11

**Head Coach:** Gary Garner

Date	Opponent		SE	OPP
N22	at Arkansas State	L	71	83
N25	Central Methodist	W	82	63
N28	vs. UW-Milwaukee	W	89	75
N29	vs. Indiana State	L	55	68
D1	vs. Tulane	L	60	81
D4	Oakland City	W	88	66
D7	Southern Illinois	L	69	85
D14	at UMKC	W	66	58
D17	at Arkansas-Little Rock	L	56	83
D21	Missouri State	W	70	53
D29	at Creighton	L	70	93
J4	Eastern Illinois*	L	75	85
J9	at Eastern Kentucky*	W	93	77
J11	at Morehead State*	L	63	77
J16	UT Martin*	L	80	88 <sup>OT</sup>
J18	Murray State*	W	78	68
J21	at Western Illinois	L	75	84
J25	at Austin Peay*	L	49	62
J30	Tennessee State*	W	87	67
F1	Tennessee Tech*	W	75	71
F4	at Eastern Illinois*	L	73	85
F6	Morehead State*	L	69	79
F8	Eastern Kentucky*	L	75	79
F13	at UT Martin*	L	61	77
F15	at Murray State*	L	65	71
F18	Western Illinois	W	53	52
F22	Austin Peay*	L	56	63

F27	at Tennessee Tech*	L	73	89
M1	at Tennessee State*	W	89	82
<b>OVC Tournament</b>				
M4	vs. Morehead State	L	84	91

### 2003-04

**Overall:** 11-16 OVC: 4-12

**Head Coach:** Gary Garner

Date	Opponent		SE	OPP
N21	UW-Green Bay	W	63	62
N24	Kentucky Christian	W	83	51
N29	at Montana	L	50	61
N30	UC-Santa Barbara	W	77	75
D3	at Southern Illinois	L	58	71
D6	UMKC	W	80	63
D9	at Arkansas	L	68	78
D13	Oakland City	W	79	67
D22	North Texas	W	75	68
D31	at DePaul	L	50	57
J3	IUPUI-Fort Wayne	W	77	75
J8	Austin Peay*	L	48	52
J10	Tennessee Tech*	L	69	71
J13	at Eastern Illinois*	W	84	64
J15	Tennessee State*	W	81	75
J22	at Tennessee Tech*	L	73	74
J24	at Austin Peay*	L	52	54
J29	at Jacksonville State*	L	64	79
J31	at Samford*	L	58	70
F5	UT Martin*	W	89	78
F7	Murray State*	L	74	80
F10	Eastern Illinois*	L	85	89
F14	at Tennessee State*	L	86	90
F19	Eastern Kentucky*	L	81	85
F21	Morehead State*	W	80	77
F26	at Murray State*	L	63	76
F28	at UT Martin*	L	71	88

### 2004-05

**Overall:** 15-14 OVC: 9-7

**Head Coach:** Gary Garner

Date	Opponent		SE	OPP
N19	at Bradley	L	81	85
N23	Rockhurst	W	81	64
N27	at UW-Green Bay	L	55	59
D1	at Western Kentucky	L	53	74
D4	South Dakota State	W	59	58
D9	Montana	L	66	69
D11	Central Methodist	W	83	77
D18	Southern Illinois	L	68	72
D22	at North Texas	L	62	69
D29	at Saint Louis	W	65	49
J1	Lincoln University	W	95	68
J6	at Austin Peay*	L	50	60
J8	at Tennessee Tech*	L	61	63
J11	Eastern Illinois*	W	79	60
J13	at Tennessee State*	L	101	105 <sup>20T</sup>
J20	Tennessee Tech*	L	81	82
J22	Austin Peay*	W	65	52

J27	Jacksonville State*	W	84	65
J29	Samford*	W	72	65 <sup>OT</sup>
F3	at UT Martin*	W	75	68
F5	at Murray State*	W	61	58
F8	at Eastern Illinois*	W	88	79
F12	Tennessee State*	W	85	68
F17	at Eastern Kentucky*	L	72	83
F19	at Morehead State*	L	66	88
F24	Murray State*	L	57	61
F26	UT Martin*	W	72	52

### OVC Tournament

M1	vs. Murray State	W	61	58
M4	vs. Eastern Kentucky	L	52	69

### 2005-06

**Overall:** 7-20 OVC: 4-16

**Head Coach:** Gary Garner

Date	Opponent		SE	OPP
N18	Truman State	W	59	56
N21	IPFW	L	64	65
N24	at South Dakota State	W	75	68
N27	at Nebraska	L	54	69
D3	at UT Martin	L	60	72
D8	Tennessee State*	W	70	69
D10	Tennessee Tech*	L	65	79
D16	Central Methodist	W	81	49
D19	at Samford*	L	53	68
D21	at Jacksonville State*	L	72	82
D28	at Illinois	L	64	89
J2	Eastern Kentucky*	W	62	62
J5	at Eastern Illinois*	W	72	60
J7	at Murray State*	L	69	81
J14	Austin Peay*	L	56	63
J19	at Tennessee State*	L	63	68
J21	at Tennessee Tech*	L	76	87
J26	Morehead State*	L	55	60
J28	Murray State*	L	69	76
J30	at Austin Peay*	L	62	73
F4	UT Martin*	L	55	66
F9	at Morehead State*	L	59	62
F11	at Eastern Kentucky*	L	51	80
F15	Eastern Illinois*	L	49	60
F18	UC-Riverside	L	61	69
(ESPN Bracket Buster)				
F23	Samford*	W	63	52
F25	Jacksonville State*	L	67	80

### 2006-07

**Overall:** 11-20 OVC: 9-11

**Head Coach:** Scott Edgar

Date	Opponent		SE	OPP
N10	at Arkansas	L	52	92
N17	at Drake	L	51	78
N18	at Centenary	L	51	83
N19	at Alaska-Fairbanks	W	69	66
N24	vs. UC-Riverside	W	78	75
N27	at Evansville	L	45	65
N29	IPFW	L	65	84



# SOUTHEAST MISSOURI STATE UNIVERSITY

# REDHAWKS BASKETBALL

## NCAA DIVISION I RESULTS

D2	UT Martin*	W	81	79
D7	at Tennessee State*	L	72	75
D9	at Tennessee Tech*	L	76	91
D17	Jacksonville State*	L	67	70
D19	Samford*	L	64	65
D23	at Iowa State	L	71	87
D30	at Purdue	L	65	102
J2	at Eastern Kentucky*	W	88	74
J4	Eastern Illinois*	W	80	65
J8	at Murray State*	W	96	85
J13	at Austin Peay*	L	67	68
J18	Tennessee State*	W	92	78
J20	Tennessee Tech*	L	80	87
J24	at Morehead State*	W	61	59
J27	Murray State*	L	67	85
J29	Austin Peay*	L	73	75
F3	at UT Martin*	W	73	69
F8	Morehead State*	W	81	78
F10	Eastern Kentucky*	L	61	66
F13	at Eastern Illinois*	L	69	77
F17	Louisiana Tech	L	56	72
F22	at Samford*	W	70	67
F24	at Jacksonville State*	L	72	78

### OVC Tournament

F27	at Tennessee Tech	L	60	88
-----	-------------------	---	----	----

### 2007-08

**Overall:** 1-19 **OVC:** 1-13

**Head Coach:** Scott Edgar

Date	Opponent		SE	OPP
N10	at Xavier	L	59	90
N14	at Illinois State	L	71	90
N16	Culver-Stockton	W <sup>A</sup>	87	76
N20	Evansville	W <sup>A</sup>	87	77
N23	vs. Coppin State	L	99	102 <sup>2OT</sup>
N24	vs. Longwood	W <sup>A</sup>	82	78
N28	at Louisiana Tech	W <sup>A</sup>	59	54
D1	at Bradley	L	72	90
D6	Tennessee State*	W <sup>A</sup>	102	95
D8	Tennessee Tech*	W <sup>A</sup>	84	74
D18	at Samford*	W <sup>A</sup>	63	62
D20	at Jacksonville State*	W <sup>A</sup>	81	80
D22	at Tulsa	L	51	89
D30	Central Methodist	W <sup>A</sup>	76	63
J2	Eastern Kentucky*	W <sup>A</sup>	66	55
J5	at Eastern Illinois*	W <sup>A</sup>	82	71
J7	Murray State*	L	51	79
J12	at Austin Peay*	L	82	85
J17	at Tennessee State*	L	75	87
J19	at Tennessee Tech*	L	76	93
J24	Morehead State*	L	78	82
J26	at Murray State*	L	85	86
J29	Austin Peay*	W	121	116 <sup>3OT</sup>
F2	UT Martin*	L	71	90
F7	at Morehead State*	L	63	75
F9	at Eastern Kentucky*	L	69	80 <sup>OT</sup>
F14	Eastern Illinois*	L	70	90
F16	at UT Martin*	L	85	98
F23	at Eastern Michigan	L	82	86

(ESPN Bracket Buster)

F28	Samford*	L	62	68
M1	Jacksonville State*	L	83	86

<sup>A</sup> - Indicates wins which were vacated.

### 2008-09

**Overall:** 3-27 **OVC:** 0-18

**Head Coach:** Scott Edgar/Zac Roman

Date	Opponent		SE	OPP
N14	at New Mexico	L	59	102
N16	at Kansas State	L	68	88
N21	Culver-Stockton	W	89	50
N25	at Iowa	L	41	75
N28	vs. Longwood	W	81	77
N29	vs. Oakland	L	63	81
D4	Austin Peay*	L	67	91
D6	Tennessee State*	L	72	83
D10	at Western Illinois	L	66	71
D14	at Bradley	L	62	75
D21	Western Illinois	W	64	63
D23	at Arkansas State	L	67	86

*Zac Roman served as the Redhawks head coach for the last 18 games of the season.*

D31	SIU Edwardsville	L	69	70
J3	at Tennessee Tech*	L	76	103
J5	at Jacksonville State*	L	66	71
J10	Eastern Illinois*	L	63	83
J12	UT Martin*	L	67	81
J15	Morehead State*	L	67	73
J17	Eastern Kentucky*	L	71	74
J22	at UT Martin*	L	73	86
J24	at Murray State*	L	55	80
J29	Jacksonville State*	L	68	78
J31	Tennessee Tech*	L	75	91
F7	at Eastern Illinois*	L	62	70
F12	at Eastern Kentucky*	L	64	84
F14	at Morehead State*	L	67	79
F17	Murray State*	L	60	79
F21	Northern Illinois	L	73	97
F26	at Tennessee State*	L	82	87
F28	at Austin Peay*	L	78	88

### 2009-10

**Overall:** 7-23 **OVC:** 3-15

**Head Coach:** Dickey Nutt

Date	Opponent		SE	OPP
N14	at Saint Louis	L	41	59
N18	Arkansas State	L	49	73
N22	at Northern Illinois	W	70	64 <sup>OT</sup>
N24	Eastern Michigan	L	76	86
N27	vs. St. Bonaventure	L	44	67
N28	at Illinois State	L	53	93
N29	vs. Norfolk State	W	75	54
D3	at Austin Peay*	L	71	76 <sup>OT</sup>
D5	at Tennessee State*	W	74	66
D9	Southern Illinois	L	65	86
D12	Williams Baptist College	W	116	60
D22	at Memphis	L	57	87

J2	Tennessee Tech*	L	73	82
J4	Jacksonville State*	W	78	66
J9	at Eastern Illinois*	L	68	88
J14	at Morehead State*	L	40	80
J16	at Eastern Kentucky*	L	63	79
J21	UT Martin*	W	77	63
J23	Murray State*	L	61	80
J28	at Jacksonville State*	L	55	58
J30	at Tennessee Tech*	L	68	82
F2	SIU Edwardsville	W	68	49
F6	Eastern Illinois*	L	49	75
F9	at UT Martin*	L	70	73
F11	Eastern Kentucky*	L	56	59
F13	Morehead State*	L	54	73
F16	at Murray State*	L	68	80
F20	at Miami (Ohio)#	L	53	69
F25	Tennessee State*	L	67	74
F27	Austin Peay*	L	68	71 <sup>OT</sup>

### 2010-11

**Overall:** 10-22 **OVC:** 6-12

**Head Coach:** Dickey Nutt

Date	Opponent		SE	OPP
N13	at UAB	L	56	78
N16	at Florida Gulf Coast	L	78	89
N20	at UMKC	L	62	70
N22	Grambling State	LOT	76	77
N24	at Arkansas	L	56	66
N27	Arkansas State	L	50	56
D2	Austin Peay*	L	60	78
D4	Tennessee State*	L	67	77
D6	at Iowa State	L	58	85
D8	at Southern Illinois	L	68	83
D11	Hannibal-Lagrange	W	101	52
D19	at Jacksonville State*	W	76	67
D21	at Tennessee Tech*	W	77	75
D29	at SMU	L	59	71
J3	UT Martin*	W	82	75
J8	Eastern Illinois*	W	78	75
J13	Morehead State*	L	63	76
J15	Eastern Kentucky*	L	52	64
J20	at UT Martin*	L	69	79
J22	at Murray State*	L	58	96
J27	Jacksonville State*	LOT	56	65
J29	Tennessee Tech*	L	86	93
F5	at Eastern Illinois*	W	70	64
F7	at SIUE	W	83	63
F10	at Eastern Kentucky*	L	64	77
F12	at Morehead State*	L	52	64
F16	Murray State*	W	64	57
F19	Sacramento State#	W	67	52
F24	at Tennessee State*	L	52	57
F26	at Austin Peay*	L	52	75

### OVC Tournament

M2	Eastern Kentucky	W	65	49
M3	Austin Peay	L	60	76

\* - Denotes Ohio Valley Conference Game

# - ESPN BracketBuster





# SOUTHEAST MISSOURI STATE UNIVERSITY REDHAWKS BASKETBALL

## ALL-TIME LETTERMEN

Name	Letters	Years	Roy Booker	1	2005-06	C.A. Cox	1	1948-49	Jonathon Gaines	2	1990-92
Fred Abraham	2	1998-00	John Boos	1	1971-72	Floyd Cox	3	1957-60	Denny Gamon	2	1962-64
Hayes Adams	3	1935-39	Neal Botsch	1	1967-68	Adam Crader	3	2001-04	Nolan Goulding	1	1960-61
Jeff Adams	1	1979-80	John Boyd	2	1966-68	Mike Crain	2	1992-94	Milton Gehrs	3	1926-30
Paul Adams	1	1953-54	John Bradford	2	1950-52	Jewel Crawford	4	1980-84	Bill George	4	1953-57
Tony Agosti	2	1938-40	Claude Bragg	4	1928-32	Erwin Crecelius	1	1920-21	Bill Giessing	4	1959-63
Anthony Allison	2	2009-11	Roscoe Branch	2	1939-41	Wayne Crippen	3	1956-59	Gary Gilbert	4	1951-55
Fred Anderson	2	1968-70	Mike Branson	2	1998-00	Reginald Crisp	2	1995-97	Bill Cohen	2	1941-43
Jim Anderson	2	1970-72	Brandon Braswell	2	1989-91	Grover Crites	2	1936-38	George Godwin	4	1934-38
Rolla Anderson	2	1941-43	Larry Briggs	4	1967-71	Cliff Cromer	2	1944-46	Reggie Golson	2	2003-05
Chris Arand	4	1981-85	Harold Brinkopf	2	1948-50	Nate Crowden	2	1978-80	Robert Goodwin	3	1947-50
Kevin Arand	2	1972-74	James Brinkopf	2	1944-46	Lyman Dole	1	1926-27	Dainmon Gonner	2	2003-05
Paul Arand	2	1978-80	Leon Brinkopf	1	1944-45	Tim Daughtery	4	1921-26	Monte Gordon	2	2001-02
Ron Armstrong	2	1984-86	Marcus Brister	1	2010-11	Charles Davenport	4	1965-69	Dennis Govro	1	1921-22
Jim Baker	3	1972-75	Randy Brock	1	1983-84	Eugene Dawson	1	1949-50	Bill Graham	2	1954-56
Mark Baker	2	1973-75	Lew Brookins	2	1981-83	Jerome Days	2	1994-96	Twyman Grant	1	1923-24
Bob Ballenger	3	1954-57	Keith Brooks	3	1989-94	Drew DeMond	3	2001-02	Cole Grapperhaus	1	2002-03
Elmer Balzer	3	1952-55	Erwin Brown	1	1977-78	Kip Denkins	2	1986-88	Ron Gray	3	1958-61
Rae-Vonn Banks	1	2009-10	Byron Bruffee	2	1956-58	Bill DePriest	1	1969-70	Weldon Gray	1	1948-49
Desi Barmore	1	1978-79	Dante Bryant	1	1996-97	Eelco Derks	4	1989-93	Bill Green	1	1974-75
James Barnes	2	1990-92	Harold Buckhorn	1	1950-51	Don Deleting	2	1955-57	Brent Gregston	2	1970-72
Alan Barnett	2	1981-83	Hartford Buckminister	2	1925-27	Russell Devore	4	1929-33	Brandon Griffin	2	2002-04
Cary Barks	1	1976-77	Brian Bunche	2	1998-00	Danny Dohogne	2	1989-91	Ken Grindstaff	1	1953-54
Rae-Vonn Banks	1	2010-11	John Burford	1	1920-21	Glen Doughty	1	1975-76	Mike Gross	4	1960-65
Wally Barrows	1	1953-54	Roscoe Burgess	3	1927-30	Roger Drake	2	1967-69	R.C. Grossheider	2	1966-68
Ray Bartle	2	1978-80	Bob Burns	1	1945-46	Jimmy Drew	2	2006-08	Ketshner Guerrier	2	2004-06
Bob Basola	2	1963-65	Don Burt	1	1943-44	Tom Drexler	2	1963-65	Carrel Gunnell	1	1940-41
Roland Bassett	2	1975-77	Cameron Butler	2	2009-11	Delray Drury	1	1969-70	Eddie Gunns	1	1991-92
Alex Beason	1	1991-92	Joe Cagle	4	1973-77	Ken Dyson	1	1960-61	Charles Haas	1	1956-57
Jack Becker	1	1964-65	Don Call	2	1969-71	John Economos	2	1995-97	Bob Hagedorn	1	1958-59
Jack Behrens	3	1940-43	George Camp	1	1960-61	Cecil Edmondson	1	1921-21	Brett Hale	4	2001-05
Bill Bekebrede	2	1964-66	Dan Campbell	1	1945-46	Chris Edwards	4	1983-87	Weldon Hager	3	1943-48
Ryan Belcher	1	2004-05	James Campbell	2	1980-82	Rich Eichhorst	4	1952-56	Paul Hale	2	1971-73
Jim Belobraydic	2	1950-52	Jacob Carey	1	1978-79	William "Bud" Eley	4	1995-99	Anthony Hall	2	1984-86
Sam Below	2	1961-63	Jim Carter	2	1964-66	Riley Ellis	2	1984-86	Phillip Hall	1	1944-45
Farrell Benefiel	2	1947-49	Randy Carter	3	1973-76	Bill Engleman	2	1950-52	Paul Haman	4	1939-46
Mark Bentlage	2	1975-78	Chris Chambers	2	1994-96	Ray Estes	4	1949-53	Rich Hantak	1	1983-84
Clarence Bergman	3	1928-31	Joseph Chavez	1	1944-45	Gary Evans	1	1958-59	C. P. Harris	3	1922-25
Joe Bertling	1	1951-52	Percy Clippard	3	1949-52	Ron Evans	1	1982-83	Darryl Harris	3	1981-89
Charlie Bertrand	4	1964-68	Kirt Cochran	2	1984-86	John Everette	1	1990-91	Mort Harris	3	1926-29
Mark Beussink	2	1975-77	Bob Coffey	2	1948-50	Walter Ford	4	1928-32	Eddie Hart	2	1981-85
Carl Bidewell	3	1940-43	Johnnie Coleman	3	1988-91	Danny Foster	1	1978-79	Marcus Harvey	1	1972-73
Burl Billington	1	1938-39	Cleo Conley	2	1986-88	Ken Foster	1	1953-54	Allen Hatchett	2	1995-97
Leonard Bishop	2	1972-74	Curtis Conyears	1	1980-81	Brandon Foust	2	2006-08	Jim Haug	2	1984-86
Bruce Bisset	1	1932-33	Paul Copeland	4	1952-56	Waylon Francis	2	2004-06	Arvin Haynes	2	1977-79
Paul Blain	2	1959-61	Barry Copelin	1	1977-78	Jerry Freshwater	4	1991-95	Les Hemmer	2	1962-64
John Boggio	2	2002-04	Vernon Cornego	2	1972-74	Brent Fraeuf	2	1976-78	Damarcus Hence	4	2001-04
Luther Bonds	2	1992-94	Kahn Cotton	2	1997-99	Bill Funkhouser	1	1958-59	Cornall Henderson	4	1972-76



# SOUTHEAST MISSOURI STATE UNIVERSITY

# REDHAWKS BASKETBALL

## ALL-TIME LETTERMEN


Ted Henderson	1	1987-88	Waylan Jones	1	2010-11	William Mahew	2	1925-27	Dan Milligan	4	1965-69
Malcolm Henry	4	1985-89	Bill Jordan	4	1960-64	Bob Manns	2	1950-52	Don Mirth	2	1956-58
Ralph Henson	3	1985-88	Kenny Jordan	2	1979-81	Rod Mansker	1	1957-58	Tom Mitchel	2	1974-76
Charles Herbert	3	1985-88	Perry Kegly	2	1959-61	Dennis Maritz	4	1970-74	Bob Mize	2	1947-49
Jaycen Herring	1	2008-09	Quinton Kellar	2	1994-47	Kevin Marquardt	2	1978-80	Nick Momot	1	1949-50
Ron Hextell	1	1965-66	Lakeo Keller	2	1996-98	Gerald Martin	1	1960-61	David Montgomery	2	1996-98
Gene Hill	2	1964-66	Coultas Kemp	1	1927-28	Fred Masteller	2	1933-35	Herbert Moore	2	1921-23
Jim Hill	1	1980-81	Joe Kersting	1	1951-52	Guy Matthews	1	1921-22	Kenard Moore	1	2008-09
Johnny Hill	4	2006-10	Arthur Kiehne	4	1923-27	Don Maxey	3	1949-52	Jermall Morgan	2	1993-95
Sam Hill	2	1972-74	Edwin Kiehne	2	1921-25	Andy Maxwell	1	1970-71	Matt Morris	4	1997-01
James Hines	2	1949-51	Harold Kiehne	4	1934-38	Jajuan Maxwell	3	2006-10	Michael Morris	4	1984-88
Willard Hobbs	2	1929-31	Bill Kies	1	1937-38	Dan May	4	1967-71	Ray Mosby	2	1975-77
Floyd Hodge	1	1960-61	Aven Kinder	1	1923-24	Carl Mayer	4	1935-40	Russ Mothershead	3	1975-78
Paul Holifield	1	1960-61	Demetrius King	2	2001-03	Harold McAdams	2	1983-85	Herb Mulkey	4	1938-42
Anthony Holt	1	1994-95	James King	1	1969-70	Leo McClard	1	1944-45	Gene Munger	3	1953-56
Richard Hoot	1	1944-45	Jim King	1	1970-71	Leroy McClard	1	1944-45	Greg Neihart	1	1971-72
Ron Hooten	1	1960-61	Mike Kirby	2	1976-78	Tony McClellon	3	1980-83	Mike Nelke	1	2003-05
Brainard Hope	1	1927-28	Dave Kirk	1	1963-64	Donnie McClinton	2	1982-84	Willis Nichols	3	1946-49
Charles Hopson	1	1986-87	Israel Kirk	2	2008-10	Eric McCrary	1	2009-10	Carl Nicholson	2	1985-88
Zach House	1	2010-11	Robert Kirkpatrick	1	1955-56	Emmanuel McCuthison	2	1999-01	Jerry Nicholson	1	1967-68
Bob Howard	1	1948-49	Devron Kirksey	3	1994-97	Charles McDermott	1	1943-44	Larry Nickell	1	1960-61
Steve Howell	2	1964-66	Richard Klasting	1	1949-50	Gene McDonald	4	1933-37	Pat Niemczyk	1	1979-80
Brady Howe	1	1974-75	Terry Klein	1	1966-67	Joe McDonald	4	1933-37	Doan Noce	1	1927-28
William Hubbard	4	1931-35	Jack Klosterman	4	1941-48	Larry McDonnell	1	1943-44	Henry Norman	3	1935-38
Camille Huber	4	1930-34	Tom Krebs	3	1956-59	Lloyd McDowell	2	1934-36	William Norvell	1	1943-44
Herman Hunt	1	1970-71	Devon Lake	3	1989-93	Ray McFarland	1	1956-57	Marion Nothdurft	1	1937-38
Mike Hunt	1	1977-78	Luther Lake	1	1926-27	Ernest McFerron	2	1974-76	Lucas Nutt	1	2010-11
Paul Hunter	3	1925-28	Jeff Landgraf	3	1970-73	Lennies McFerron	1	1973-74	Roger Oldfield	1	1957-58
Jere Huss	1	1961-62	Vernon Landgraf	2	1942-47	William McGheehon	4	1945-49	Frank Owen	4	1932-36
Carl Jacobs	1	1978-79	Eddie Lane	1	1981-82	Harold McLaughlin	1	1947-48	Nathan Owen	2	1997-99
Lynn James	1	1924-25	Charles LaPierre	3	1930-34	Gary McLeod	1	1957-58	Dan Padgett	2	1979-81
Paul Jenkins	1	1925-26	Mitchell Launius	1	1945-46	Alvin McRaven	2	1944-47	Larry Page	1	1982-83
Bob Johnson	1	1977-78	Larry Lawrence	2	1972-74	Terry Mead	2	1981-83	Paul Paradoski	2	2004-06
Cory Johnson	2	1997-99	Archie Lawson	2	1986-88	Ray Meton	1	1942-43	William Parker	3	1937-40
David Johnson	2	2006-08	Mark Lewis	2	1983-85	John Merrick	2	1967-69	Josh Payne	1	1994-95
Don Johnson	1	1977-79	Mike Lewis	4	1987-91	Robert Merrick	4	1946-50	Mike Payne	2	1970-72
Fred Johnson	1	1971-72	Joe Loewe	1	1953-54	Don Metz	3	1967-70	Roderick Pearson	2	2006-08
Kenny Johnson	1	2001-02	Jim Logan	2	1979-81	Jim Meyer	1	1963-64	Sam Pearson	1	2009-10
Mark Johnson	2	1993-95	Jim Long	1	1969-70	Louis Meyer	4	1921-25	Thomas Peeler	1	1948-49
Roderick Johnson	2	1998-00	Ken Long	1	1956-58	Paul Meyer	3	1956-59	Dionte Perry	1	2006-07
Bijon Jones	1	2008-09	John Lorberg	1	1957-58	Kermit Meystedt	3	1964-67	Dorst Pfoenhauer	4	1926-30
Calvin Jones	2	1988-90	Mike Lerch	1	1960-61	Iverson Mitchei	2	1923-25	Dawson Pikey	2	1959-61
Eric Jones	1	2005-06	Ralph Lowry	1	1944-45	Dwayne Miles	2	1956-58	Dave Pilla	1	1976-77
Nyah Jones	2	1999-01	Kenneth Luke	2	1936-38	LaQuentin Miles	1	2009-10	Garry Pirsch	4	1972-76
Rob Jones	1	1990-91	Joe Luker	1	1960-61	Bob Miller	4	1960-64	Michael Poole	2	1982-84
Rolin Jones	3	1932-35	Bob Lutsch	1	1961-62	Dennis Miller	1	1925-26	Otto Porter	2	1979-81
Sam Jones	1	1932-33	Richard Lyte	1	1996-97	Jack Miller	1	1921-22	Leon Powell	1	2010-11
Tony Jones	2	1983-85	Doyle Mabury	4	1955-59	John Miller	1	1969-70	Norman Prather	1	2003-04



# SOUTHEAST MISSOURI STATE UNIVERSITY REDHAWKS BASKETBALL

## ALL-TIME LETTERMEN

Don Pritchard	3	1931-34	Tim Scheer	4	2000-03	Derek Thompson	1	2009-10	Tom Wade	1	1977-78
Marvin Proffer	4	1950-53	Fred Scheppman	1	1922-23	James Thornton	2	1935-38	Jerry Walker	1	1969-70
Ray Pugh	3	1985-89	Edwin Schmidt	1	1928-29	Thal Thrower	2	1963-65	Marvin Walker	1	1958-59
Dave Radcliff	2	1941-43	Nate Schulte	1	2010-11	Thom Thrower	1	1957-58	Randy Walker	1	1944-45
Martin Radmer	3	1944-47	Colby Scott	1	1975-76	Royal Tibi	1	1921-22	Demetrius Watson	2	1997-99
Ronny Rankin	2	1984-96	Curtis Shelton	4	1990-94	Kevin Timmerman	2	1975-77	Daniel Weaver	2	2000-02
James Ranney	1	1920-21	Joel Shelton	1	2001-02	Naemon Townsend	2	1962-64	Warren Wendling	2	1980-82
Paul Ranson	3	1961-64	Darien Shepard	2	1988-90	Don Tune	1	1958-59	Calvert White	2	1996-98
Denzil Ratliff	1	1960-61	Dave Shipley	4	1975-79	Derick Turner	2	1985-87	Derrick White	2	1993-95
Vivan Reed	3	1959-62	Antonio Short	2	1999-01	Dwight Turner	4	1962-66	Ed White	1	1943-44
Clifford Reedy	1	1943-44	John Shoush	2	1967-69	Rich Turner	1	1969-70	Tyrell White	2	2005-07
Bob Reiche	3	1959-62	Hub Shroyer	2	1936-38	Don Tuttle	2	1968-70	Jim Wiessenborn	1	1953-54
Andrew Reid	2	1970-72	Gene Sides	1	1932-33	Joe Uhls	3	1940-48	Robin Wilhoit	4	1976-80
John Reid	1	1958-59	John Simpson	1	1988-89	Pete Ulmer	3	1965-68	Ken Wilkerson	2	1964-66
Michael Rembert	2	2006-08	Bill Sims	2	1954-56	Robert Umfleet	1	1956-57	Charles Williams	1	1986-87
Keith Ressel	2	1988-90	Randy Since	1	1970-71	Larry Underwood	3	1965-68	Clarence Williams	1	1928-29
Ted Reynolds	2	1975-77	Matt Sisley	2	1992-94	Herb Upton	4	1944-49	Curtis Williams	3	1964-67
Larry Rhodes	2	1963-65	Bob Smith	3	1950-53	Steve Valli	2	1973-75	Terrick Willoughby	4	2003-07
Marcus Rhodes	2	2006-08	Butch Smith	1	1966-67	Tim Van Meter	2	1920-22	Jerry Wilson	2	1950-52
Scott Richards	2	1979-81	Lloyd Smith	2	1922-24	Urah Vardell	1	1958-59	Derek Winans	4	2001-05
Don Richardson	1	1942-43	Marland Smith	2	2009-11	Bob Varel	1	1965-66	Lawrence Wilson	4	1986-90
John Richie	1	1958-59	Michael Smith	1	1980-81	Anthony Vernon	4	1980-84	Tony Wofford	2	1991-93
Irvin Richmond	3	1937-40	Travis Smith	4	1994-98	Freddie Vest	1	1948-49	Forrest Woodfork	2	1986-88
Albert Riedel	1	1943-44	Elmer Solberg	2	1947-49	Ed Viehmann	1	1953-54			
Don Ringstaff	2	1962-64	Bob Speidel	2	1949-51						
Ray Rippelmeyer	3	1953-55	Mark Steighorst	1	1971-72						
Carl Ritter	4	1958-63	Butch Steigman	2	1961-63						
Kevin Roberts	2	2001-03	James Stephens	1	1959-60						
Bill Robinson	2	1953-55	Hunter Stiegemeier	2	1976-78						
Pili Robinson	2	1991-95	Randy Stockbarger	1	1969-70						
Larry Rogers	1	1974-75	Michael Stokes	2	1999-01						
Terry Rogers	1	2001-02	Robert Stout	1	1948-49						
Terrill Rolling	2	1990-92	John Stuhlmann	1	1967-68						
Elmer Rudloff	2	1956-58	Jerry Suedekum	1	1964-65						
Jack Russell	4	1940-44	Owen Suggs	1	1975-76						
LaMont Russell	2	2008-10	Charles Sullivant	1	1949-50						
Dwayne Rutherford	4	1986-90	Doyle Summers	1	1922-23						
Stanley Rutledge	3	1986-89	Elmer Sutterfield	1	1922-23						
Mike Ryan	1	1976-77	James Sutton	2	1993-95						
Fred Saalfeld	2	1954-56	Steve Switzer	1	1983-84						
Brandon Samuels	1	1991-92	Robert Talbert	2	1927-29						
Amory Sanders	2	1999-01	Steve Tappmeyer	2	1977-79						
Scott Sanford	1	1992-93	Earnest Taylor	2	1988-90						
John Sanchez	4	1976-80	Marvin Teel	2	1961-63						
Chester Sarff	2	1929-31	Thomas Thames	2	1989-91						
Jefferson Sarff	1	1928-29	Anthony Thomas	4	1978-82						
Dewayne Saulsberry	1	1997-98	Bass Thomas	1	1981-82						
Don Schaffer	1	1969-70	Ryan Thomas	2	1998-00						



**ANTHONY ALLISON**



# SOUTHEAST MISSOURI STATE UNIVERSITY

# REDHAWKS BASKETBALL

## ANNUAL LEADERS

### Points

Year	Player	G	Pts	Avg
1970-71	Jim Anderson	22	509	23.1
1971-72	Fred Johnson	24	403	16.7
1972-73	Larry Lawrence	23	342	14.9
1973-74	Larry Lawrence	24	410	17.1
1974-75	Steve Valli	26	402	15.4
1975-76	Dave Shipley	26	212	8.2
1976-77	Joe Cagle	26	429	16.5
1977-78	Steve Tappmeyer	26	424	16.5
1978-79	Desi Barmore/Marcus Harvey	28	431	15.4
1979-80	Otto Porter	20	539	27.0
1980-81	Otto Porter	27	677	25.1
1981-82	Terry Mead	30	503	16.8
1982-83	Terry Mead	30	453	15.1
1983-84	Jewell Crawford	27	606	22.4
1984-85	Ronny Rankin	30	621	20.6
1985-86	Ronny Rankin	32	656	20.5
1986-87	Derick Turner	31	545	17.6
1987-88	Ray Pugh	31	545	17.9
1988-89	Ray Pugh	27	482	17.9
1989-90	Earnest Taylor	27	491	18.1
1990-91	Danny Dohogne	28	487	17.4
1991-92	Curtis Shelton	28	410	15.2
1992-93	Devon Lake	28	332	11.9
1993-94	Curtis Shelton	27	410	15.2
1994-95	Jermall Morgan	27	436	17.2
1995-96	William "Bud" Eley	27	465	17.2
1996-97	William "Bud" Eley	30	536	17.9
1997-99	Cory Johnson	27	391	14.5
1998-99	William "Bud" Eley	29	445	15.3
1999-00	Roderick Johnson	31	437	14.1
2000-01	Michael Stokes	30	449	15.0
2001-02	Derek Winans	27	402	14.9
2002-03	Derek Winans	30	459	15.3
2003-04	Derek Winans	27	392	14.5
2004-05	Dainmon Gonner	27	446	16.5
2005-06	Roy Booker	27	594	22.0
2006-07	Brandon Foust	31	374	12.1
2007-08	Jaycen Herring	29	381	13.1
2008-09	Kenard Moore	30	570	19.0
2009-10	Marland Smith	30	325	10.8
2010-11	Leon Powell	32	452	14.1

### Rebounds

Year	Player	G	Reb	Avg
1970-71	Andrew Reid	23	239	10.3
1971-72	Andrew Reid	24	269	11.2
1972-73	Larry Lawrence	23	213	9.1
1973-74	Arvin Haynes	24	202	8.4
1974-75	Steve Valli	25	183	7.1
1975-76	Russ Mothershead	26	112	4.3
1976-77	John Sanchez	26	200	7.7
1977-78	John Sanchez	26	265	10.2
1978-79	Desi Barmore	28	203	7.3
1979-80	Anthony Thomas	26	245	9.4
1980-81	Otto Porter	27	240	8.9
1981-82	Anthony Thomas	26	245	9.4
1982-83	Donnie McClinton	31	245	6.9
1983-84	Jewell Crawford	27	204	7.5
1984-85	Riley Ellis	32	275	8.6

1985-86	Riley Ellis	33	293	8.9
1986-87	Derick Turner	31	282	9.1
1987-88	Ray Pugh	31	207	6.7
1988-89	Malcomn Henry	32	213	6.7
1989-90	Thomas Thames	31	277	8.9
1990-91	Thomas Thames	20	201	10.1
1991-92	James Barnes	28	187	6.7
1992-93	Eelco Derks	27	143	5.3
1993-94	Jermall Morgan	27	151	5.6
1994-95	Jermall Morgan	27	188	7.0
1995-96	William "Bud" Eley	27	260	9.6
1996-97	William "Bud" Eley	20	310	10.3
1997-98	Calvert White	27	160	5.9
1998-99	William "Bud" Eley	29	310	10.7
1999-00	Roderick Johnson	31	266	8.6
2000-01	Emanuel McCuthison	30	149	5.0
2000-02	Tim Scheer	28	138	4.9
2002-03	Brandon Griffin	30	314	10.5
2003-04	Brandon Griffin	23	170	7.4
2004-05	Reggie Golson	29	211	7.3
2005-06	Waylon Francis	27	155	5.7
2006-07	Brandon Foust	31	174	5.6
2007-08	Calvin Williams	31	169	5.5
2008-09	LaMont Russell	30	183	6.1
2009-10	LaMont Russell	30	204	6.8
2010-11	Leon Powell	32	247	7.7

### Assists

Year	Player	A
1972-73	Leonard Bishop	88
1973-74	Kevin Arand	83
1974-75	Joe Cagle	87
1975-76	Joe Cagle	127
1976-77	Joe Cagle	123
1977-78	Dave Shipley	112
1978-79	Dave Shipley	134
1979-80	John Sanchez	125
1980-81	Otto Porter	76
1981-82	Anthony Venson	101
1982-83	Lew Brookins	126
1983-84	Michael Poole	76
1984-85	Anthony Hall	120
1985-86	Michael Morris	136
1986-87	Michael Morris	139
1987-88	Dwayne Rutherford	143
1988-89	Dwayne Rutherford	200
1989-90	Dwayne Rutherford	121
1990-91	Johnnie Coleman	90
1991-92	Curtis Shelton	63
1992-93	Tony Wofford	83
1993-94	Jerry Freshwater	106
1994-95	Jerry Freshwater	153
1995-96	Allen Hatchett	85
1996-97	Allen Hatchett	89
1997-98	Kahn Cotton	104
1998-99	Kahn Cotton	83
1999-00	Michael Stokes	128
2000-01	Michael Stokes	144
2001-02	Derek Winans	80
2002-03	Kevin Roberts	179
2003-04	Mike Nelke/Brandon Griffin	75

2004-05	Paul Paradoski	81
2005-06	Paul Paradoski	119
2006-07	Roderick Pearson	68
2007-08	Roderick Pearson	82
2008-09	Jaycen Herring	77
2009-10	Sam Pearson	94
2010-11	Lucas Nutt	112

### Top Seasons

Year	Record	Coach
1960-61	25-3 (.893)	Charles Parsley
1962-63	21-4 (.840)	Charles Parsley
1989-90	26-5 (.938)	Ron Shumate
1921-22	10-2 (.833)	Ferdinal Courleux
1935-36	14-3 (.824)	C.P. Harris
1936-37	14-3 (.824)	C.P. Harris
1988-89	27-6 (.818)	Ron Shumate
1944-45	13-3 (.813)	Abe Stuber
1982-83	25-6 (.806)	Ron Shumate

### Largest Victories

Year	Opponent	Score	Margin
1986-87	Parks College	127-38	+89
1985-86	Harris-Stowe	127-49	+78
1984-85	Harris-Stowe	126-58	+68
1966-67	McKendree	135-76	+59
2009-10	Williams Baptist	116-60	+56
1985-86	Harris-Stowe	115-57	+56
1963-64	Fort Leonard Wood	135-90	+55
1990-91	Oakland City	121-67	+54
1984-85	Lindenwood College	113-59	+54
1983-84	Harris-Stowe	110-56	+54
1989-90	Savannah State	104-51	+53

### Largest Defeats

Year	Opponent	Score	Margin
1928-29	Northwest Missouri St.	16-74	-58
2008-09	New Mexico	59-102	-43
1930-31	Northwest Missouri St.	14-55	-41
1994-95	Tennessee Tech	58-97	-39
1978-79	Arkansas	51-90	-39
1976-77	Bradley	90-119	-39
1970-71	Arkansas State	77-116	-39
1995-96	Missouri	65-102	-37
1933-34	Arkansas State	23-59	-36
1991-92	Southern Utah	918-62	-56
1997-98	Murray State	66-101	-35
1981-82	Tenn.-Martin	43-77	-34
1974-75	Kentucky Wesleyan	73-107	-34
1929-29	Northwest Missouri State	17-51	-34



# SOUTHEAST MISSOURI STATE UNIVERSITY REDHAWKS BASKETBALL

## HONORED TEAMS

### 1943 NAIA NATIONAL CHAMPIONS



**Front Row:** Jack Russell, Rolla Anderson, Dave Radcliffe, Ray Melton, Mort Harris, C.P. Harris (Coach). **Back Row:** Vernon Landgraf, Jack Klosterman, Carl "Ben" Bidewell, Bill Goblen, Don Richardson, Jack Behrens.

Under the direction of coach C.P. Harris, the 1943 Indians claimed the school's first-ever athletics national championship with a 34-32 victory over fellow MIAA Conference opponent Northwest Missouri State in the NAIB finals (Kansas City, Mo.).

Southeast had defeated Northwest in its previous two regular-season meetings that season to clinch the MIAA title. The third meeting between the two schools proved to be most exciting, as the Indians pulled away in the game's final seconds.

Southeast junior guard Jack Behrens drained a shot at the top of the key with seven seconds remaining, giving the Indians a narrow victory and national championship.

The come-from-behind win in the national championship game

capped a comeback season for the Indians. Southeast lost its first four games of the 1942-43 campaign before winning 19 of its last 21 contests. The Indians also went 8-0 in MIAA conference play during that stretch.

On the way to their national crown, the Indians dropped some of the nation's top small colleges of the era with wins over Dakota Wesleyan, Westminster College, East Washington State and Murray State. Southeast also boasted a 10.6 margin of victory throughout the postseason.

All five of Southeast's starters were named either first or second-team all-conference. Behrens, Jack Russell and Carl "Ben" Bidewell garnered first-team honors, while Rolla Anderson and Jack Klosterman were named second-team for the 19-6 national champion Indians.

The team was inducted into the Southeast Athletics Hall of Fame.

#### Road to the Championship


- vs. Dakota Wesleyan - W, 50-30
- vs. Westminster - W, 56-33
- vs. East Washington State - W, 57-51
- vs. Murray State - W, 38-36
- vs. Northwest Missouri State - W, 34-32



# SOUTHEAST MISSOURI STATE UNIVERSITY REDHAWKS BASKETBALL

## HONORED TEAMS

### 2000 NCAA DIVISION I TOURNAMENT



**Front Row (L-R):** Michael Stokes, Fred Abraham, Mike Branson, Roderick Johnson, Brian Bunche, Antonio Short, Amory Sanders. **Back Row (L-R):** Matt Morris, Tim Scheer, Drew DeMond, Nyah Jones, Damarcus Hence, Emmanuel McCuthison, Ryan Thomas.

A regular-season share of the Ohio Valley Conference title, the OVC postseason championship and the school's first-ever trip to the NCAA Division I Tournament were all achieved by the 1999-2000 Southeast Missouri State University basketball team.

The magical run that ended in a near-upset of then-No. 10 Louisiana State in the first round of the NCAA Regional (Salt Lake City, Utah) brought unprecedented national and international attention to Southeast.

Few thought the Indians had a chance against the tall and powerful Tigers of LSU, who had tied for the Southeastern Conference championship. However, Southeast head coach Gary Garner and his players had other things in mind.

The Indians struggled to get anything going offensively in the first half, but trailed only 24-19 at the intermission. Southeast then came out strong in the second half and nearly pulled off an upset. The Indians led, 61-58, with 2:39 left to play, but the Tigers rallied to knock down two-straight 3-pointers, including one in the last 18 seconds to go up, 64-61.

Roderick Johnson threw up a desperation 3-pointer the bounced off the back of the rim at the buzzer and LSU held on for the win. The tournament may have been over for Southeast, but the team, its fans and the University benefitted from a trip to the Big Dance.

#### NCAA FIRST ROUND

##### Louisiana State 64, Southeast Missouri 61

###### Salt Lake City, Utah

SEMO (24-7)	FG	3P	FT	O/D	REB	F	PTS	A	TO	B	S	M
Roderick Johnson, f	7-13	0-2	5-6	8/3	11	3	19	1	1	0	1	37
Mike Branson, f	1-7	0-3	1-2	3/4	7	2	3	5	2	0	0	26
Brian Bunche, c	2-9	0-0	2-2	1/2	3	3	6	2	0	0	2	32
Antonio Short, g	4-9	2-5	4-4	0/1	1	1	14	0	3	0	1	31
Michael Stokes, g	2-12	2-5	2-3	0/4	4	0	8	3	2	1	0	40
Amory Sanders	1-2	1-2	0-0	0/2	2	1	3	0	0	0	0	9
Emmanuel McCuthison	2-4	2-3	0-1	0/1	1	3	6	0	1	0	0	14
Nyah Jones	1-2	0-0	0-0	1/0	1	2	2	0	0	1	0	11
TEAM				1/4	5							
<b>Totals</b>	<b>20-58</b>	<b>7-20</b>	<b>14-18</b>	<b>14/21</b>	<b>35</b>	<b>15</b>	<b>61</b>	<b>11</b>	<b>9</b>	<b>2</b>	<b>4</b>	<b>200</b>
LSU (27-5)	FG	3P	FT	O/D	REB	F	PTS	A	TO	B	S	M
Brian Beshara, f	3-9	2-2	1-2	2/3	5	2	9	3	2	0	1	33
Stromile Swift, f	6-9	0-0	1-3	3/2	5	3	13	0	1	6	0	31
Jabari Smith, c	7-11	1-1	2-3	1/3	4	3	17	2	1	0	0	24
Torris Bright, g	4-6	3-4	2-2	1/3	4	2	13	4	2	0	1	38
Lamont Roland, g	3-6	0-1	1-2	0/3	3	4	7	1	4	0	2	30
Ronald Dupree	2-5	0-0	0-0	0/4	4	2	4	0	1	0	0	18
Jermaine Williams	0-2	0-1	0-1	0/1	1	1	0	2	1	0	0	11
Collis Temple	0-2	0-2	1-2	0/3	3	0	1	0	1	0	0	10
Brad Bridgewater	0-1	0-0	0-0	0/1	1	0	0	0	0	0	0	5
TEAM				2/4	6							
<b>Totals</b>	<b>25-51</b>	<b>6-11</b>	<b>8-15</b>	<b>9/27</b>	<b>36</b>	<b>17</b>	<b>64</b>	<b>12</b>	<b>13</b>	<b>6</b>	<b>4</b>	<b>200</b>
<b>By Periods</b>	<b>1</b>	<b>2</b>	<b>Final</b>									
Southeast Missouri	19	42	61									
LSU	24	40	64									





# SOUTHEAST MISSOURI STATE UNIVERSITY REDHAWKS BASKETBALL


## HONORED TEAMS

### 1961 NCAA DIVISION II NATIONAL FINALISTS




**First Row:** Dawson Pikey, Bill Giessing, Les Hemmer, Ron Gray, Bob Reiche, Perry Kegley. **Second Row:** Paul Blain, Vivan Reed, Denzil Ratliff, Bob Miller, Ken Dyson, Bill Jordan. **Third Row:** Coach Joe Uhls, Floyd Hodge, Ron Hooten, Mike Lorch, Gerald Martin, Don Johnson, Coach Charles Parsley. **Fourth Row:** Bill Swan (Manager), Paul Holifield, George Camp, Joe Luker, Noal Gaulding, Larry Nickell, Mike Gross.

### 1986 NCAA DIVISION II NATIONAL FINALISTS



**Bottom Row:** Malcomn Henry, Kirt Cochran, Michael Morris, Anthony Hall, Ray Pugh, Carl Nicholson, Chris Edwards. **Top Row:** Ronny Rankin, Eddie Hart, Riley Ellis, Ron Armstrong.

### 1989 NCAA DIVISION II NATIONAL FINALISTS



**Front Row:** Darren Shepard, John Simpson, Malcomn Henry, Lawrence Wilson, Calvin Jones, Ray Pugh. **Back Row:** Keith Ressel, Darryl Harris, Johnnie Coleman, Mike Lewis, Dwayne Rutherford, Earnest Taylor.





**SOUTHEAST MISSOURI STATE UNIVERSITY REDHAWKS**  
**THIS IS THE OVC**





# SOUTHEAST MISSOURI STATE UNIVERSITY REDHAWKS BASKETBALL

## THIS IS THE OVC

Entering its 64th year, the Ohio Valley Conference continues to build on the success that has made it the nation's eighth-oldest NCAA Division I conference.

In May 2011 the Conference expanded for the second time in four years, adding Belmont University which will begin competition in the 2012-13 academic year. The addition of Belmont will give the OVC 12 members, the most the league has had at one time in its illustrious history. The move added a second team in the city of Nashville and was the first addition to the league since Southern Illinois University Edwardsville joined in 2008. SIUE will begin regular season competition this season (2011-12) and be eligible for postseason the same year Belmont joins the league.

The 2009-10 school year saw a change in leadership as Beth DeBauche was named the seventh full-time Commissioner in league history on July 28, 2009. She is currently one of just five females to be the head of a Division I conference, and one of just eight to lead a Division I conference all-time. The last three commissioners of the OVC have moved onto jobs as the commissioner of the Big Ten, Big 12 and the Mid-American Conferences.

The OVC's proud history past dates back to 1948, but seeds for the new league were actually planted in 1941. It was then that Roy Stewart, the athletics director at Murray State, Charles (Turkey) Hughes, the athletics director at Eastern Kentucky, and Kelly Thompson, the public relations director at Western Kentucky, first broached the idea of forming a new conference. Discussions were put on hold by World War II, but reemerged Feb. 27-28, 1948 at the Kentucky Hotel in Louisville as the three original institutions combined with Morehead State, Louisville and Evansville to form the OVC.

In the 1950s, the OVC became a pioneer on a much more significant scale socially. During times of racial segregation, league member Morehead State became one of the first non-traditionally black mid-southern institutions to accept a black student. In 1958, Marshall Banks earned athletically-related aid at Morehead, which signed a second black athlete, Howard Murphy, a year later. In 1961, Murphy earned all-conference recognition as a halfback in football. With racial barriers broken, the rest of the institutions in the league began to provide educational and athletic opportunities to African-Americans.

Through the past 63 years, 15 teams have won or shared the league's football title. The list is led by Eastern Kentucky, winner of 20 outright or shared football crowns, including both the 2007 and 2008 championships, as they

compiled a 15-1 league record over that time period. Only one other Football Championship Subdivision school (UMass) has won more Conference titles than the Colonels. Among OVC teams, former member Middle Tennessee is next with 11 titles, followed by Tennessee Tech with nine, and Murray State and former member Western Kentucky with eight apiece. Eastern Illinois has claimed five football crowns (including the 2009 title) while Jacksonville State, Morehead State, Tennessee State and former members Evansville and East Tennessee State have captured two apiece. Austin Peay, Southeast Missouri (which captured its first crown in 2010), UT Martin and former member Youngstown State have one title apiece.

Murray State and Evansville tied for the initial football championship, and the Racers participated in the first-ever bowl game by an OVC team, tying Sul Ross State 21-21 in the 1948 Tangerine Bowl. From 1948 to 1975, OVC teams played in 15 bowl games, winning eight of them. Eastern Kentucky and Western Kentucky were also participants in the NCAA Division II playoffs in the early and mid-1970s prior to the NCAA's reclassification of football programs into Division I-AA. The term "I-AA" lasted until the end of the 2006 season when it was changed to Division I Football Championship Subdivision (FCS).

The first Division I-AA/FCS football playoff was held in 1978 with only four teams, which is the only year through present day that the OVC did not field a playoff representative. In 1979, four of the nation's top teams were invited to the playoffs, and two of them - Eastern Kentucky and Murray State - were from the OVC. Murray dropped its semifinal game to Lehigh, but the Colonels nipped Nevada-Reno in double overtime and claimed the national championship a week later with a 30-7 victory over Lehigh. EKV was coached by former all-America quarterback Roy Kidd, who was in his 16th year at the helm of his alma mater and who skippered the Colonels to a second national title three years later. Following the 2002 season, Kidd retired after 39 years at EKV; upon retirement, he ranked sixth all-time among Division I coaches with 315 victories, earning him a spot in the College Football Hall of Fame. EKV's 19 FCS playoff appearances are the second for the most all-time (behind only Montana).

In addition to Kidd, other coaching legends in the OVC include Charles (Bubber) Murphy, who coached at Middle Tennessee from 1947-1968, Western Kentucky's Jimmy Feix (1968-83), Wilburn Tucker (1954-67) and Don Wade (1968-82) of Tennessee Tech,

Bill Ferguson (1967-77) of Murray State, Guy Penny (1959-67) of Morehead State and Boots Donnelly (1977-78 at Austin Peay; 1979-1998 at Middle Tennessee). Current Eastern Illinois head coach Bob Spoo has compiled 90 wins, while his program has been a member of the OVC which ranks him fifth all-time in league history while his 67 Conference victories are fourth all-time; Spoo will retire following the conclusion of the 2011 season, his 25th with the program.

A sampling of former OVC football stars, some of whom were All-Americans during their collegiate careers before achieving stardom at the professional ranks, include Jim Youngblood and Larry Schreiber (Tennessee Tech), Phil Simms (Morehead State), Virgil Livers and Dale Lindsey (Western Kentucky), Myron Guyton and Chad Bratzke (Eastern Kentucky), Cortland Finnegan (Samford) and Tony Romo (Eastern Illinois). In 2008, former Tennessee State standout Dominique Rodgers-Cromartie became just the fourth NFL First Round draft pick in OVC history when he was selected 16th overall by the Arizona Cardinals. He would break into the starting lineup halfway through his rookie season and started at cornerback for the Cardinals in Super Bowl XLIII. The OVC has had at least one former player named a NFL Pro Bowl selection in four of the past five seasons.

The 2007 season marked a return to scholarship football and the OVC for the Austin Peay Governors. Following the 1996 season the Governors dropped scholarship football and competed as both an independent (1997-00, 2006) and as a member of the Pioneer Football League (2001-05).

The 2007 season also brought new vernacular to the Ohio Valley Conference and the division formerly known as I-AA. Beginning with the 2006 National Championship game the term I-AA was changed to NCAA Football Championship Subdivision (FCS) in a decision by the Division I Board of Directors. The new label was chosen to communicate in a positive and clear manner the unique differences between Division I football categories (chiefly, the post-season opportunity) while still defining them within the Division I experience. The FCS includes programs that compete in an effort to participate in the NCAA championship postseason structure (one of 89 NCAA national championships) as opposed to the Football Bowl Subdivision (FBS) which competes in an effort to participate in the postseason bowl system (the 35 NCAA-licensed events which includes the Bowl Championship Series).

In 2010 Southeast Missouri State, picked to



# SOUTHEAST MISSOURI STATE UNIVERSITY REDHAWKS BASKETBALL

## THIS IS THE OVC

finish seventh in the preseason poll, compiled a 7-1 Conference record on the way to its first OVC Championship since joining the league in 1991. Overall the Redhawks were 9-2 during the regular season and earned a berth in the FCS Playoffs, its first playoff berth at any level in the program's 104-year history. Southeast would lose to eventual national champion Eastern Washington in the second round of the playoffs. Head coach Tony Samuel capped the year by winning the Sports Network's Eddie Robinson Award, given to the National Coach of the Year. Samuel was the second OVC coach to win the award (joining Murray State's Houston Nutt who won the award in 1995).

Football wasn't the only sport in which the OVC was quickly gaining respect. In 1955, the OVC became only the second six-member league nationally to earn an automatic bid to the prestigious NCAA Men's Basketball Tournament, which, at that time, was limited to only 24 participants. The Conference quickly proved worthy of that bid, as Morehead State defeated Marshall (107-92) and Wayne State (95-84) in the 1956 tournament.

Fifteen years later, former OVC member Western Kentucky became the first and only Conference team to reach the Final Four. The Hilltoppers defeated Jacksonville, Kentucky and Ohio State before losing to Villanova in double overtime. WKU went on to finish in third place after beating Kansas 77-75 in the consolation game.

Since that time, the OVC has recorded some of the biggest upsets in the history of the NCAA Tournament. Perhaps the most famous moment came in 1987, when Austin Peay came from fourth place in the regular season to win the OVC Tournament and earn the league's automatic bid. The Governors drew powerful Illinois, and were such big underdogs, that ESPN broadcaster Dick Vitale promised to stand on his head if APSU won the game. After a 68-67 victory over the Illini, and a narrow 90-87 overtime loss to eventual Final Four participant Providence in the second round, Vitale made good on his promise in a visit to Clarksville two months later.

Murray State added to the OVC's string of upsets in 1988 when it knocked off 14th-ranked North Carolina State, 78-75. The Racers' M&M Boys - Jeff Martin and Don Mann - combined for 39 points in the win. MSU nearly went on to the Sweet 16 that year, losing to eventual national champion Kansas, 61-58. A bank shot by Mann that would've given the Racers a one-point lead rolled off the rim with three seconds left. In 1990 as a No. 16 seed, Murray State took No. 1 seed Michigan

State into overtime before falling 75-71; that game still marks the closest a No. 16 seed has come to knocking off a No. 1 in men's tournament action. More recently, Murray State has dominated the OVC Tournament, reaching the championship game every year in the 1990's. The Racers' 14 OVC Tournament Championships are the most among all OVC schools.

After former member Middle Tennessee State won a first round game in 1989, the league had a drought as no other OVC team won a NCAA Tournament game for the next 19 years. But Morehead State, coming off a thrilling double overtime OVC Tournament victory over Austin Peay, topped Alabama State 58-43 in the Opening Round game at Flyer Arena in Dayton, Ohio. The game was played in front of an Opening Round record crowd of 11,346; that crowd included many MSU fans who made the three-hour drive from Morehead for the game. The Eagles season would come to three days later when they lost to No. 1 overall seed Louisville, despite playing the Cardinals close for a majority of the game.

In 2009-10, Murray State made OVC history by winning a record 31 games (31-5) on its way to the league's regular season and tournament championship. In the first round of the NCAA Tournament, the No. 13 seed Racers topped Vanderbilt in thrilling fashion when senior Danero Thomas hit a jumper as time expired to lift MSU to a 66-65 victory. It marked the first OVC team to advance to the second round of the NCAA Tournament since 1989, and snapped a skid of 71-straight losses to Southeastern Conference foes (dating back to 2000-01). In the second round the Racers pushed eventual national runner-up Butler to the brink before losing 54-52.

In 2010-11 Morehead State would make it three NCAA Tournament wins in as many years for the league and got a bit of revenge for the 2009 tournament loss to Louisville in the process. After finishing second in the regular season and winning the OVC Tournament Championship, the No. 13 seeded Eagles were shipped to Denver to play its in-state foe Cardinals. MSU jumped out to a 15-2 advantage but were down four points (61-57) with just over a minute to play in regulation. After two free throws from two-time OVC Player of the Year Kenneth Faried, the Eagles held for one final shot attempt and senior Demonte Harper pulled up off a cross-over dribble to nail a 3-pointer with 4.3 seconds left that gave Morehead State a 62-61 lead. UofL had one last attempt but Faried blocked the Cardinals last shot, giving MSU the win, its first over Louisville since the 1956-57 season.

The OVC has now won NCAA Tournament games in three-straight seasons, something that has happened in the league only twice previously (1960-62 and 1987-89). Over that time period (2009-11) the OVC is one of just 10 conferences nationally to win a NCAA Tournament game in each season and one of only four non-BCS leagues (joining the Atlantic 10, Horizon and WCC) to do so.

During the 2010-11 year Faried, the nation's leading rebounder during the season, became the NCAA's Modern Era (since 1973) career rebounding leader, totaling 1,673 rebounds which passed Tim Duncan for the record (he is 11th all-time in NCAA history). Faried also finished his career with 86 double-doubles, second all-time to only Duncan. He is one of only six players in NCAA history to finish with 2,000-plus career points (2,009) and 1,600-plus career rebounds. Faried was drafted 22nd overall by the Denver Nuggets in the 2011 NBA Draft, becoming the first OVC player selected in the first round since Tennessee State's Carlos Rogers 1994.

Through its 63 years, 12 teams have won or shared the league's regular season men's basketball title. Murray State heads the list with a Conference-record 22 outright or shared basketball crowns. Other past champions include former member Western Kentucky (19), Morehead State (9), Austin Peay (8), Eastern Kentucky (6), Tennessee Tech (5), former member Middle Tennessee (5), Tennessee State (2), former member East Tennessee State (2), Southeast Missouri State (1), UT Martin (who won its first in 2008-09) and former member Akron (1).

Among the coaching greats in men's basketball have been Western Kentucky's E.A. Diddle, who retired with 759 victories and 10 OVC titles; John Oldham, who was a member of the very first All-OVC squad and went on to win seven OVC crowns during his coaching tenure at Tennessee Tech and Western Kentucky; Paul McBrayer, who guided Eastern Kentucky to 219 wins and three OVC crowns; and Cal Luther, who is the only person in Conference history to win men's basketball Coach of the Year honors at two league schools - Murray State and UT Martin. Current Austin Peay head coach Dave Loos became the winningest coach in OVC history in 2009-10, netting his 319th victory and passing Luther on the all-time list. Loos enters the 2011-12 season with 351 victories.

There have been an equal number of great players including Western Kentucky's Clem Haskins, who is the only three-time OVC Player of the Year. Several players have won





# SOUTHEAST MISSOURI STATE UNIVERSITY REDHAWKS BASKETBALL

## THIS IS THE OVC

OVC Player of the Year honors twice: Western Kentucky's Jim McDaniels (1969-70 and 1970-71), Murray State's Les Taylor (1971-72, 1972-73), Jeff Martin (1987-88, 1988-89), Popeye Jones (1989-90, 1990-91) and Marcus Brown (1994-95, 1995-96), Austin Peay's Otis Howard (1976-77, 1977-78), Middle Tennessee's Jerry Beck (1980-81, 1981-82), Akron's Joe Jakubick (1982-83, 1983-84), Tennessee State's Carlos Rogers (1992-93, 1993-94), UT Martin's Lester Hudson (2007-08, 2008-09) and Morehead State's Kenneth Faried (2009-10, 2010-11).

The OVC also has the honor of being the only conference to boast the nation's leaders in scoring, rebounding and assists all in one season. That feat was accomplished in 1991-92 by Morehead State's Brett Roberts (28.1 ppg), Murray State's Popeye Jones (14.4 rpg) and Tennessee Tech's Van Usher (8.8 apg).

In 2007-08, UT Martin guard Lester Hudson became the first men's Division I player to record a quadruple-double in a game, when he registered 25 points, 12 rebounds, 10 assists and 10 steals in a victory over Central Baptist College. Hudson, who ranked fourth in scoring nationally as a junior, returned for his senior season in 2008-09 and was second nationally in scoring (behind Davidson's Stephen Curry) at 27.5 points a contest. Hudson earned numerous honors (including OVC Player of the Year and OVC Male Athlete of the Year in each 2008 and 2009 and All-American status from several outlets) before being drafted by the Boston Celtics with the No. 58 pick of the 2009 NBA Draft.

In the late 1970s, women's athletics began somewhat of a rebirth on the national scene as the NCAA began sponsoring and marketing women's sports. Recognizing the need to provide increased opportunities for female athletes, the OVC established women's championships in the sports of basketball, tennis and track in 1977, with cross country and volleyball added over the next four years. Those sports were initially governed by the Association of Inter-collegiate Athletics for Women (AIAW), but the overall strength of women's programs in the league was demonstrated by the automatic bids the OVC instantly received when the NCAA became the governing body in 1982.

Women's basketball in the OVC has been dominated by Tennessee Tech, which has won or shared 17 regular-season titles and owns nine OVC Tournament crowns. In fact, the Golden Eagles have reached the championship game of the OVC Tournament 20 times in the past 30 years. Although Tennessee Tech remains the standard-bearer, five other teams have won 13 of the last 18 OVC Tournamen-

ments. UT Martin became the latest program to add its name to the list, capturing its first OVC Tournament title in 2011. Austin Peay leads the group with seven crowns including four-straight from 2000-03 and back-to-back titles in 2009 and 2010, while Tennessee State, Eastern Kentucky, Murray State and Southeast Missouri each have won titles during that span.

Several coaches have made their mark in the relatively short history of OVC women's basketball. Former Tennessee Tech coach Marynell Meadors posted an amazing 363-139 (72.3%) record at Tech, becoming the first woman in NCAA or AIAW history to win 300 games at the same institution, while former Tennessee State skipper Teresa Phillips earned National Coach of the Year honors from USA Today in 1990 for turning around the Lady Tigers' program before going on to lead TSU to the NCAA Tournament in 1994 and 1995. Tennessee Tech coach Bill Worrell capped a stellar 20-year career in 2005-06 and was inducted into the OVC Hall of Fame in 2007; he compiled a 408-190 record while leading the Golden Eagles to an unprecedented 16 OVC regular-season titles and eight NCAA Tournament appearances, including five straight from 1989-93. Eastern Kentucky's Larry Joe Inman, who retired at the conclusion of the 2007-08 season and was inducted into the OVC Hall of Fame in 2009, won more than 100 games at both Middle Tennessee and EKU, and earned OVC Coach of the Year honors a record eight times - five times at EKU and three at MTSU. He finished his career with 480 career victories.

Many great players have graced the hardwood over the years, including former OVC Players of the Year Brooke Armistead and Gerlonda Hardin from Austin Peay, Pam Chambers, Jerilyn Harper, Cheryl Taylor, Angela Moorehead, Roschelle Vaughn, Diane Seng, Janet Holt and Emily Christian from Tennessee Tech; Morehead State's Donna Murphy, Priscilla Blackford and Chynna Bozeman; Eastern Kentucky's Kim Mays; Southeast Missouri's Gray C. Harris; and Murray State's Ashley Hayes.

Bozeman finished her collegiate career in 2010-11 by winning her second consecutive OVC Player of the Year award. Her 2,170 points ranks her eighth all-time in OVC history, her 377 made career 3-pointers is first in OVC history and sixth in NCAA history and her 1,096 career 3-point attempts ranks first in OVC history and second in NCAA history.

Morehead State center Brittany Pittman set new school, league and NCAA standards for blocked shots in 2008-09. Pittman swatted 164 shots during the season, setting a new NCAA

single-season record (which has since been broken). During the campaign, only her second with the Eagles, she also set career block records for both Morehead State and the OVC (287).

The league also had another historical moment in November 2008 when the NCAA awarded Nashville the 2014 NCAA Women's Division I Final Four. The OVC will serve as the host of the prestigious event, which is one of the biggest sporting events the city of Nashville can host. The event will be held at Bridgestone Arena in downtown Nashville.

Over its 63 years, OVC teams have garnered national championships and bowl games in football, along with national team or individual titles in the sports of rifle, cross country, track and golf.

The OVC has also produced several Olympic athletes, including Murray State's Morgan Hicks, who was a member of the 2004 United States Olympic Rifle Team and Morehead State's Brian Shimer who competed in five Winter Olympics in bobsled (winning a bronze medal in 2002) and coached the 2010 United States bobsled team to its first gold medal since 1948. In addition, some of the greatest players in professional sports were educated at OVC institutions. The list includes former greats such as football's Phil Simms (Morehead State), basketball's Clem Haskins (Western Kentucky) and Bubba Wells (Austin Peay) and two-sport star Steve Hamilton (Morehead State) to present-day standouts like basketball player Trenton Hassell (Austin Peay), football player Tony Romo (Eastern Illinois) and baseball players George Sherrill (Austin Peay) and Jon Rauch (Morehead State). Hamilton is the only athlete to ever play in the NCAA Basketball Championship, a Major League Baseball World Series (New York Yankees) and a NBA Championship Series (Los Angeles Lakers).

The OVC's first volleyball tournament was held in 1981, the same year Eastern Kentucky began a string of six straight tournament crowns. Former EKU skipper Dr. Geri Polvino compiled a 627-439 record in 32 seasons as head coach of the Colonels, earning OVC Coach of the Year honors eight times. More recently, former Austin Peay coach Cheryl Holt and former Southeast Missouri skipper Cindy Gannon also earned their peers' recognition multiple times with four awards each.

Throughout the last 28 years, 10 different teams have won an OVC regular-season or tournament volleyball crown. Since joining the league in 1991, Southeast Missouri has dominated the scene, winning seven of its eight regular-season titles during the 1990's, including five straight from 1993-97. The Redhawks



# SOUTHEAST MISSOURI STATE UNIVERSITY REDHAWKS BASKETBALL

## THIS IS THE OVC

have also won five tournament crowns (1994, 1996, 1998, 1999 and 2000). Jacksonville State won back-to-back OVC Tournament Championships (2005, 2006) including going through the OVC undefeated (16-0) in 2006 and winning a NCAA Tournament match in 2010, the league's first NCAA victory since 2000.

Following the 2007 season, Jacksonville State's Abbey Breit was named the OVC Offensive Player of the Year for the third straight season, becoming the first player in OVC history to accomplish that feat. Four other individuals - Eastern Kentucky's Angela Boykins (1985-86), Morehead State's Dayle Hammontree (1988-89), Southeast Missouri's Tuba Meto (1996-97) and Morehead State's Amy Almond (2001-02) - were back-to-back winners of the award.

In 2007, Eastern Kentucky's Jacob Korir won his fourth straight Conference cross country title becoming just the third OVC student-athlete and 13th athlete nationally to accomplish that feat. Korir was a three-time All-American in cross country, earning two top-10 finishes at the NCAA Cross Country Championship. The Nairobi, Kenya, native was also named a track and field All-American twice during his career, was selected as the OVC Male Athlete of the Year in 2006-07 and received the NCAA post graduate scholarship in 2008.

In 2007 the Conference had two teams in the NCAA Women's Soccer Tournament for the first time in league history, as former OVC member Samford earned an at-large selection while Southeast Missouri was the Conference's automatic bid.

In 2009 it was OVC softball that accomplished several firsts as UT Martin (tournament champion) and Jacksonville State (at-large) were each selected for the NCAA Championship. Jacksonville State would take it a step farther by winning the Knoxville Regional (beating No. 13 national seed Tennessee along the way) to become the first OVC softball program to advance to a Super Regional. Jax State would fall to No. 4 Alabama in that Super Regional but finished the season 43-16 (19-2 OVC) and ranked 21st nationally in the ESPN.com/USA Softball poll and 24th nationally in the USA Today/NFCA poll.

The league's baseball presence has continued to evolve since its inception. The OVC baseball tournament moved to a neutral site for the first time in 2001 with Paducah, Ky. and Brooks Stadium hosting the tournament in front of raucous crowds. The success of the tournament led to Jackson, Tenn. and Pringles Park - the home of the Seattle Mariner's Class AA af-

filiate - hosting the event for the first time in 2010; Pringles Park is under contract to host the 2012 championship as well.

The OVC also has made a statement in the NCAA Baseball Championship in recent years, with its teams involved in several memorable contests in the last decade. Tennessee Tech surprised Wake Forest in the opening round of the 2001 tournament and Southeast Missouri stunned host Alabama in the opening round of the 2002 championship. Five years later, Austin Peay captured the collegiate baseball world's attention by taking Vanderbilt, the 2007 No. 1 overall seed, to extra innings. Eastern Illinois pushed host Nebraska to the limit in 2008 followed by Tennessee Tech's memorable contest against host Clemson in 2009.

After not making the OVC Tournament field in either 2009 or 2010, Austin Peay, who was picked to finish seventh in the preseason poll, won the regular season and tournament championships to garner its fourth NCAA Tournament appearance. In the first game of NCAA Regional play the Gobs knocked off host and No. 1 seed Georgia Tech 2-1.

A first in the OVC occurred in 2008, when the league had a first round draft pick in both the NFL (Tennessee State's Dominique Rodgers-Cromartie) and Major League Baseball (Eastern Kentucky's Christian Friedrich) Drafts in the same school year. A year later (2009) the league had a Major League Baseball First Round Compensation Round pick (Eastern Illinois' Tyler Kehrer who was No. 48 overall) and NBA Second Round pick (UT Martin's Lester Hudson) in the same season.

In 2010 a record 13 OVC baseball players were selected in Major League Baseball's First-Year Player Draft.

The playing field is not the only place where OVC athletes are working hard. The league also recognizes excellence in the classroom. Six Scholar-Athlete Awards are presented yearly to male and female athletes, while others are commended for their academic success by being Medal of Honor recipients or earning a spot on the Commissioner's Honor Roll. Additionally, the league annually presents one institutional Academic Achievement Award, as well as separate team awards in each Conference-sponsored sport. Since the College Sports Information Directors of America (CoSIDA) Academic All-America program began, the Ohio Valley Conference has had 202 student-athletes honored with the award, including 35 over the last three years (2008-09, 2009-10, 2010-11).

Through the early years of the league, administrators wrestled with fan behavior due to

the close proximity of the Conference members and the intense rivalries which developed. Just as it did decades ago, the OVC took the leadership role on what has become a national issue. In 1995, the OVC implemented a first-of-its-kind "Sportsmanship Statement," a policy which promotes principles of fair play, ethical conduct and respect for one's opponent. The statement has become a model for others to follow across the nation, and has answered the challenge of the NCAA Presidents Commission to improve sportsmanship in collegiate athletics.

Additionally, the OVC annually presents the Steve Hamilton Sportsmanship Award, in honor of the former Morehead State student-athlete, coach and athletics director, to a junior or senior student-athlete with significant athletic contributions who best exemplifies the characteristics of sportsmanship and citizenship. Most recently, the Conference has also implemented the OVC Institutional and Team Sportsmanship Awards, which are presented to one institution and 18 sport-specific teams voted by their peers to have best exhibited the standards of sportsmanship and ethical conduct as outlined by the OVC and NCAA.

The vision of leadership demonstrated by the Founding Fathers in 1948 remains alive today as the Ohio Valley Conference prepares for the future. One example is in regard to the current trend in collegiate athletics administration for increased involvement of university presidents in setting policies and making rules. The presidents of OVC institutions, however, have always governed the Conference, long before presidential governance became a national theme.

The Ohio Valley Conference sponsors the following sports: baseball, basketball, cross country, football, golf, tennis and track for men, and basketball, cross country, golf, soccer, softball, tennis, track and volleyball for women. In addition, the OVC also sponsors the combined men's and women's sport of rifle.

Now in its seventh decade of competition, the Ohio Valley Conference has grown significantly from its humble beginnings while increasing the number of athletics opportunities it provides for students. Current league representatives include charter members Eastern Kentucky University, Morehead State University and Murray State University, along with Austin Peay State University, Eastern Illinois University, Jacksonville State University, Southeast Missouri State University, Southern Illinois University Edwardsville, Tennessee State University, Tennessee Technological University and the University of Tennessee at Martin. Belmont University will become the league's 12th member on July 1, 2012.





# SOUTHEAST MISSOURI STATE UNIVERSITY REDHAWKS BASKETBALL

## COMPOSITE SCHEDULE

### Friday, November 11

Eastern Illinois at Indiana State, 4 p.m.  
Tennessee Tech at Miami (Fla.), 6 p.m.  
Austin Peay at Middle Tennessee, 6 p.m.  
**Southeast Missouri at Missouri, 7 p.m.**  
Harris-Stowe at Murray State, 7:30 p.m.  
Tennessee State at Saint Louis, 7:30 p.m.  
2UT Martin at Louisville, TBA  
Miles College at Jacksonville State, TBA

### Saturday, November 12

Eastern Kentucky at Winthrop, 3 p.m.

### Sunday, November 13

UT Martin at Ohio, TBA  
Morehead State at North Carolina State, 5 p.m. (ESPN3)  
Jacksonville State at Marshall, TBA

### Monday, November 14

Eastern Kentucky at Presbyterian, 6 p.m.  
SIUE at Illinois, 7 p.m.  
**Harris-Stowe at Southeast Missouri, 7 p.m.**  
Tennessee State at Western Kentucky, 7 p.m.  
Murray State at Morgan State, TBA

### Tuesday, November 15

Morehead State at College of Charleston, 7 a.m. (ESPN)  
Reinhardt at Tennessee Tech, 7 p.m.  
Austin Peay at California, 9 p.m. (ESPN2)  
Jacksonville State at Cincinnati, TBA

### Wednesday, November 16

Loyola (Chicago) at Eastern Illinois, 7 p.m.  
**Southeast Missouri at Bradley, 7 p.m.**  
Fisk at Tennessee State, 7 p.m.

### Thursday, November 17

Asbury College at Morehead State, 6 p.m.  
SIUE at Illinois State, 7 p.m.  
UT Martin at Arkansas State, 7:05 p.m.  
Tennessee Temple at Murray State, 7:30 p.m.

### Friday, November 18

Eastern Kentucky at Liberty, 6 p.m.

### Saturday, November 19

Eastern Kentucky vs. William & Mary, 4 p.m.  
Alabama State at Jacksonville State, 6 p.m.  
Rochester College at UT Martin, 6 p.m.  
Appalachian State at Tennessee Tech, 7 p.m.

Austin Peay at Oral Roberts, 7:05 p.m.

### Sunday, November 20

Eastern Kentucky vs. Lehigh, Noon  
Eastern Illinois at Northern Illinois, 1 p.m.  
Murray State at UAB, 3 p.m.  
Tennessee State at South Carolina, 5 p.m. (SportSouth)  
**Southeast Missouri at Oregon, TBA**

### Monday, November 21

Austin Peay at Bowling Green, 6 p.m.

### Tuesday, November 22

SIUE vs. Lipscomb, 12:30 p.m.  
Austin Peay vs. George Washington, 4 p.m.  
Morehead State vs. West Virginia, 6 p.m.  
Tennessee Tech at High Point, 6 p.m.  
Tennessee State at North Carolina, 6:30 p.m.  
Lamar at UT Martin, 7 p.m.

### Wednesday, November 23

SIUE vs. Hampton/Sacred Heart, TBA  
Austin Peay vs. Detroit, 4 p.m.  
Eureka College at Eastern Illinois, 7 p.m.  
**Hannibal-LaGrange at Southeast Missouri, 7 p.m.**  
Murray State at Alaska-Anchorage, 9:30 p.m.

### Friday, November 25

Tennessee State vs. Mississippi Valley State, 12:30 p.m.  
Morehead State vs. West Alabama, 2:30 p.m.  
Murray State vs. San Francisco/Dartmouth, 3:00/8:30 p.m.  
Lamar at Tennessee Tech, 7 p.m.  
UT Martin at Mississippi State, 7 p.m.  
Jacksonville State at Northwestern State, 7:45 p.m.

### Saturday, November 26

Morehead State vs. Princeton, 1 p.m.  
**Miami (Ohio) at Southeast Missouri, 3 p.m.**  
Eastern Illinois at Central Arkansas, 4 p.m.  
Middle Tennessee at Austin Peay, 7 p.m.  
Murray State vs. TBD, TBA  
Tennessee State vs. Cal Poly/Morgan State, TBA

### Sunday, November 27

UT Martin at UAB, 3 p.m.  
Morehead State at Bucknell, 3:30 p.m.  
Eastern Kentucky at Norfolk State, 6 p.m.

Wilberforce at Tennessee Tech, 7 p.m.  
Jacksonville State vs. TBD, TBA

### Monday, November 28

Austin Peay at Lipscomb, 6:30 p.m.  
Jacksonville State vs. TBD, TBA

### Tuesday, November 29

Eastern Kentucky at Delaware State, 6 p.m.  
**Southeast Missouri at Arkansas State, 7:05 p.m.**

### Wednesday, November 30

Maine at Eastern Illinois, 7 p.m.  
Robert Morris (Ill.) at SIUE, 7 p.m.  
Central Arkansas at UT Martin, 7 p.m.

### Thursday, December 1

Morehead State at Kent State, 6 p.m.  
Jacksonville State at USC Upstate, 6 p.m.  
Murray State at Western Kentucky, 7 p.m.  
Middle Tennessee at Tennessee State, 7 p.m.

### Saturday, December 3

Stony Brook at Eastern Illinois, 2 p.m.  
Cal State Fullerton at SIUE, 2 p.m.  
Ball State at UT Martin, 2 p.m.  
Brescia at Eastern Kentucky, 6 p.m.  
Tennessee Tech at Duquesne, 6 p.m.  
**Southeastern Louisiana at Southeast Missouri, 7:30 p.m.**  
Austin Peay at Memphis, 7:30 p.m. (CSS)

### Sunday, December 4

Dayton at Murray State, 1 p.m.  
Mid-Continent at Morehead State, 3 p.m.

### Monday, December 5

Arkansas State at Austin Peay, 7 p.m.  
**Southeast Missouri at Central Arkansas, 7:30 p.m.**

### Tuesday, December 6

UT Martin at Lipscomb, 6:30 p.m.  
North Carolina Central at Eastern Kentucky, 7 p.m.  
Tennessee State at Belmont, 7 p.m.  
Ball State at SIUE, 7:30 p.m.

### Wednesday, December 7

Illinois State at Morehead State, 6 p.m.  
Oakland City at Eastern Illinois, 7 p.m.  
East Tennessee at Tennessee Tech, 7 p.m.



# SOUTHEAST MISSOURI STATE UNIVERSITY REDHAWKS BASKETBALL

## COMPOSITE SCHEDULE

### Saturday, December 10

Austin Peay at Tennessee, 11 a.m. (CSS)  
Central Michigan at Tennessee State, 2 p.m.  
Jacksonville State vs. Southern, 4:30 p.m.  
UT Martin at Middle Tennessee, 5 p.m.  
Georgia Southern at Eastern Kentucky, 6 p.m.  
South Dakota at Morehead State, 6 p.m.  
**UMKC at Southeast Missouri, 7 p.m.**  
Hannibal-LaGrange at SIUE, 7 p.m.  
Lipscomb at Tennessee Tech, 7 p.m.  
Eastern Illinois at Western Illinois, TBA

### Sunday, December 11

Murray State at Memphis, 5 p.m. (CSS)  
Jacksonville State at Tulane, 7 p.m.

### Tuesday, December 13

Bethel at UT Martin, 7 p.m.

### Thursday, December 15

Lipscomb at Murray State, 7 p.m.

### Saturday, December 17

Tennessee Tech at Evansville, 1:05 p.m.  
Tennessee State at Delaware State, 6 p.m.  
Rochester (Mich.) at Austin Peay, 7 p.m.  
\*Eastern Kentucky at Jacksonville State, 7 p.m.  
Arkansas State at Murray State, 7 p.m.

### Sunday, December 18

IPFW at UT Martin, 1 p.m.  
Eastern Illinois at Northwestern, 5 p.m.

### Monday, December 19

Reinhardt College at Jacksonville State, 7 p.m.  
**SMU at Southeast Missouri, 7 p.m.**  
LeMoyne-Owen at Tennessee State, 7 p.m.  
SIUE at Southern Illinois, 7:05 p.m.  
Morehead State at Binghamton, 7:15 p.m.  
Tennessee Tech at West Virginia, TBA

### Tuesday, December 20

Eastern Kentucky at Arkansas, TBA

### Wednesday, December 21

Eastern Illinois at Maine, 6 p.m.  
\*UT Martin at Murray State, 7 p.m.  
Alabama A&M at Tennessee State, 7 p.m.  
Belmont at Austin Peay, 7:30 p.m.

### Thursday, December 22

Tennessee Tech vs. Kennesaw State, 4:30 p.m.  
**Southeast Missouri at Sacramento State, 9:05 p.m.**

### Friday, December 23

Ball State at Morehead State, 5 p.m.  
Tennessee Tech vs. Bethune Cookman/  
Tx. A&M-CC, TBA

### Wednesday, December 28

\*Morehead State at Southeast Missouri, 7:30 p.m.  
Jacksonville State vs. Arkansas Pine-Bluff, 10 p.m.

### Thursday, December 29

\*Austin Peay at Eastern Kentucky, 6 p.m.  
\*Tennessee Tech at SIUE, 7 p.m.  
\*UT Martin at Tennessee State, 7:30 p.m.  
Jacksonville State vs. UTEP/Colorado State, TBA

### Friday, December 30

\*Murray State at Eastern Illinois, 7 p.m.

### Saturday, December 31

\*Austin Peay at Morehead State, 11 a.m.  
(ESPNU)  
\*Tennessee State at Eastern Kentucky, 1 p.m.  
\*Jacksonville State at SIUE, 3:30 p.m.  
\*Tennessee Tech at UT Martin, 4 p.m.

### Monday, January 2

\*Jacksonville State at Southeast Missouri, 7:30 p.m.

### Wednesday, January 4

\*Eastern Illinois at SIUE, 7 p.m.  
\*Eastern Kentucky at Murray State, 7 p.m.

### Thursday, January 5

\*Morehead State at Jacksonville State, 7 p.m.  
\*Tennessee State at Tennessee Tech, 7 p.m.  
\*Southeast Missouri at UT Martin, 7 p.m.

### Saturday, January 7

\*Tennessee State at Jacksonville State, 4:30 p.m.  
\*Southeast Missouri at Eastern Kentucky, 6 p.m.  
\*Murray State at Austin Peay, 7 p.m. (ESPNU)  
\*SIUE at UT Martin, 7 p.m.  
Eastern Illinois at Houston Baptist, 7 p.m.  
\*Morehead State at Tennessee Tech, 7:30 p.m.

### Wednesday, January 11

\*Morehead State at Tennessee State, 7 p.m.

### Thursday, January 12

\*Eastern Kentucky at Austin Peay, 7 p.m.  
\*SIUE at Southeast Missouri, 7 p.m.  
\*UT Martin at Eastern Illinois, 7 p.m.  
\*Jacksonville State at Murray State, 7 p.m.

### Saturday, January 14

\*Tennessee Tech at Murray State, 5 p.m.  
(ESPNU)  
\*Eastern Kentucky at Morehead State,  
6:30 p.m.  
\*Jacksonville State at Austin Peay, 7:30 p.m.  
\*SIUE at Tennessee State, 7:30 p.m.  
\*Eastern Illinois at Southeast Missouri, 7:30 p.m.

### Monday, January 16

\*Tennessee State at Austin Peay, 7:30 p.m.

### Wednesday, January 18

\*Murray State at Morehead State, 6 p.m.

### Thursday, January 19

\*UT Martin at Eastern Kentucky, 6 p.m.  
\*Austin Peay at SIUE, 7 p.m.  
\*Tennessee State at Eastern Illinois, 7 p.m.  
\*Jacksonville State at Tennessee Tech, 7 p.m.

### Saturday, January 21

\*Austin Peay at Eastern Illinois, 6 p.m.  
\*UT Martin at Morehead State, 6 p.m.  
\*Murray State at SIUE, 7 p.m.  
\*Southeast Missouri at Tennessee Tech, 7:30 p.m.

### Sunday, January 22

Longwood at Eastern Kentucky, 1 p.m.

### Tuesday, January 24

Morehead State at Norfolk State, 6 p.m.

### Thursday, January 26

\*Tennessee Tech at Eastern Kentucky, 6 p.m.  
\*Austin Peay at Southeast Missouri, 7 p.m.  
\*Tennessee State at UT Martin, 7 p.m.  
\*Eastern Illinois at Jacksonville State, 7 p.m.

### Saturday, January 28

\*Tennessee Tech at Morehead State,  
2 p.m. (ESPNU)  
\*SIUE at Jacksonville State, 4:30 p.m.  
\*Eastern Kentucky at Tennessee State, 7 p.m.  
\*Eastern Illinois at Murray State, 7 p.m.  
\*UT Martin at Austin Peay, 7:30 p.m.





# SOUTHEAST MISSOURI STATE UNIVERSITY REDHAWKS BASKETBALL

## COMPOSITE SCHEDULE

### Monday, January 30

USC Upstate at Jacksonville State, 5:15 p.m.  
 \*Austin Peay at Tennessee State, 7 p.m.  
 \*SIUE at Tennessee Tech, 7 p.m.  
 \*Southeast Missouri at Eastern Illinois, 7 p.m.

### Thursday, February 2

\*Tennessee Tech at Austin Peay, 7 p.m.  
 \*Eastern Kentucky at Eastern Illinois, 7 p.m.  
 \*Morehead State at SIUE, 7:00 p.m.  
 \*Southeast Missouri at Murray State, 7 p.m.  
 \*Jacksonville State at UT Martin, 7 p.m.

### Saturday, February 4

\*Tennessee Tech at Jacksonville State, 4:30 p.m.  
 \*Morehead State at Eastern Illinois, 6 p.m.  
 \*Murray State at UT Martin, 6 p.m.  
 \*Eastern Kentucky at SIUE, 7 p.m.  
 \*Tennessee State at Southeast Missouri, 7:30 p.m.

### Monday, February 6

Austin Peay at Belmont, 7 p.m.

### Tuesday, February 7

Mid-Continent at Eastern Kentucky, 6 p.m.

### Wednesday, February 8

\*Jacksonville State at Morehead State, 6 p.m.

### Thursday, February 9

\*Tennessee State at Murray State, 7 p.m.  
 \*Eastern Illinois at Tennessee Tech, 7 p.m.  
 \*UT Martin at Southeast Missouri, 7 p.m.

### Saturday, February 11

\*Morehead State at Eastern Kentucky, 6 p.m.  
 \*Eastern Illinois at UT Martin, 6 p.m.  
 \*Southeast Missouri at SIUE, 7 p.m.  
 \*Austin Peay at Murray State, 7:30 p.m.  
 \*Tennessee Tech at Tennessee State, 7:30 p.m.

### Tuesday, February 14

UT Martin at Kennesaw State, 6 p.m.  
 \*Jacksonville State at Tennessee State, 7 p.m.

### Wednesday, February 15

\*Morehead State at Austin Peay, 7 p.m.  
 \*Eastern Kentucky at Tennessee Tech, 7 p.m.  
 \*SIUE at Eastern Illinois, 7 p.m.  
 \*Murray State at Southeast Missouri, 7 p.m.

### Saturday, February 18

ESPN BracketBusters  
 Home Teams: Austin Peay, Eastern Illinois,  
 Eastern Kentucky, Jacksonville State,  
 Murray State, SIUE  
 Away Teams: Morehead State, Southeast  
 Missouri, Tennessee State, Tennessee Tech,  
 UT Martin

### Thursday, February 23

\*Austin Peay at UT Martin, 6 p.m.  
 \*SIUE at Eastern Kentucky, 6:30 p.m.  
 \*Eastern Illinois at Morehead State, 6:30 p.m.  
 \*Murray State at Tennessee State, 7:30 p.m.  
 \*Southeast Missouri at Jacksonville State, 7:45 p.m.

### Saturday, February 25

\*UT Martin at Jacksonville State, 4:30 p.m.  
 \*Eastern Illinois at Eastern Kentucky, 6 p.m.  
 \*SIUE at Morehead State, 6:30 p.m.  
 \*Southeast Missouri at Austin Peay, 7:30 p.m.  
 \*Murray State at Tennessee Tech, 7:30 p.m.

### Wednesday, February 29

SIUE at Chicago State, 7 p.m.  
 OVC Tournament First Round, 6/8 p.m.  
 (OVCSports.TV)  
 (Municipal Auditorium - Nashville, Tenn.)

### Thursday, March 1

OVC Tournament Quarterfinals, 6/8 p.m.  
 (OVCSports.TV)  
 (Municipal Auditorium - Nashville, Tenn.)

### Friday, March 2

OVC Tournament Semifinal #1, 6 p.m.  
 (ESPNU)  
 OVC Tournament Semifinal #2, 8 p.m.  
 (ESPN3)  
 (Municipal Auditorium - Nashville, Tenn.)

### Saturday, March 3

OVC Tournament Championship, 1 p.m.  
 (TV: ESPN2)  
 (Municipal Auditorium - Nashville, Tenn.)

\* - Denotes OVC contest  
 All Times CENTRAL; dates and times subject  
 to change





# SOUTHEAST MISSOURI STATE UNIVERSITY REDHAWKS BASKETBALL

## 2012 OVC TOURNAMENT



The Ohio Valley Conference Men's and Women's Basketball Tournaments once again return to the Nashville Municipal Auditorium in 2012. This year's tournament runs February 29 through March 3 and is branded "Music City Madness."

The combined men's and women's championship has been held at Municipal

Auditorium six previous times: 1994, 1995, 1996, 2004, 2008 and 2011. The men also held its championship at the venue in 1989.

Last year's tournament (2011), marked the return to Municipal under a new merit-based format in 2011.

The move to Municipal Auditorium keeps the championships in Nashville, a place where they have been held 17 times in the last 18 years. The only year the tournaments have not been held in Nashville during that stretch was 2002.

Starting with the last year's championship, all eight men's and all eight women's teams that qualify for the tournament field will gather at a single site for the entire tournament. Prior to 2011 the first round games were played on campus sites with the semifinals and finals being held in Nashville.

In 2011 the bracket also shifted from a traditional 1 vs. 8, 2 vs. 7, etc. format

to a merit-based format that rewards the top teams during the regular season with byes into the quarterfinals and semifinals. Now the first round of each the men's and women's tournament will feature the No. 5 seed against the No. 8 seed and the No. 6 seed against the No. 7 seed. The winners of those games will advance to the quarterfinals to face the No. 3 and No. 4 seeds (who received a bye). The winners of those quarterfinal matchups will advance to the semifinals to face the No. 1 and No. 2 seeds (who received a pair of byes).

The 2012 Championship marks the 49th time the men's event has been held, making it the fourth oldest Division I championship in the country (behind only the Southern, ACC and SEC).

Future OVC Basketball Tournament dates include March 6-9, 2013 and March 5-8, 2014.







# SOUTHEAST MISSOURI STATE UNIVERSITY REDHAWKS BASKETBALL

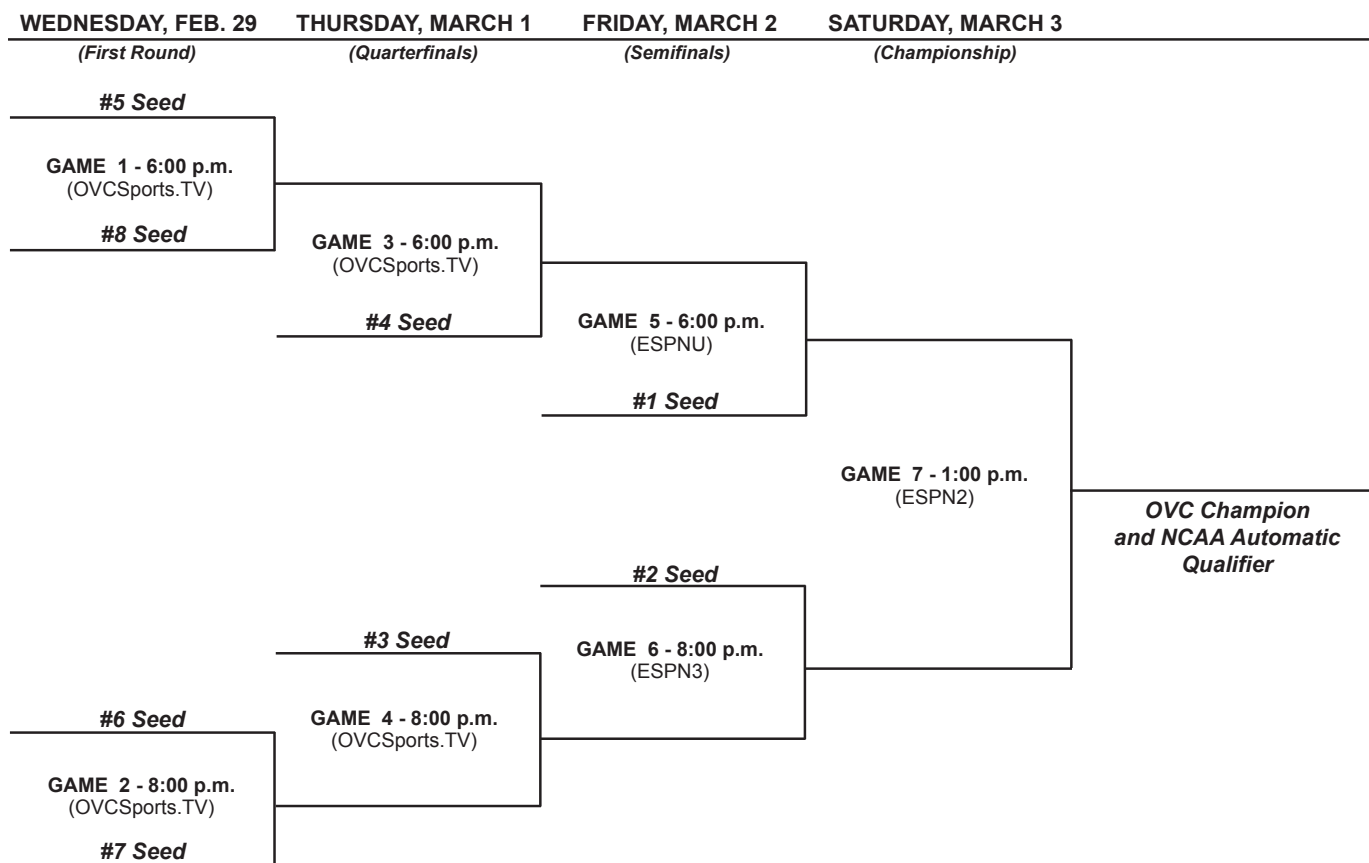
2012 OVC TOURNAMENT



**2012 Ohio Valley Conference  
Basketball Championship**  
**February 29 - March 3**  
**Municipal Auditorium**  
**Nashville, Tennessee**



## Men's Bracket



All Times Central





SOUTHEAST MISSOURI STATE UNIVERSITY REDHAWKS  
**THIS IS SOUTHEAST**







# SOUTHEAST MISSOURI

*The college experience of a lifetime. The job of your dreams.  
A life that is amazing.*

That is what most students and parents want from a college education. At Southeast, we want the same for you. We want you to learn your profession, gain the experience or internship you need, and get that first paycheck!

The growing—and changing—student body has had an impact on everything and everyone. The physical changes of the campus are the most visible. Two new residence halls. The River Campus. The polytechnic building. An information commons in the library. And so on.

Students and faculty are experiencing change of a different kind. Classroom activity has reached a new level of productivity, as students are brighter and more prepared than ever. Enrollment is at an all-time high. The impact on the honors program has been dramatic with more students than ever choosing to participate in and complete the honors curriculum. The number participating tripled in five years!

All of this means that Southeast has become Missouri's most academically competitive regional university.

**2009**—InsideCollege.com experts single out our honors program as an effective way to make a large school seem smaller with a more personal approach to learning.

**2010**—Computer science receives prestigious national accreditation.

**Safest  
Campus  
in Missouri**

[StateUniversity.com](http://StateUniversity.com)



**2010**—Consumer watchdog group GetEducated.com ranks Southeast #1 on its list of "Top 10 Ranked Best Values Online MBAs—AACSB Accredited."

**2010**—Southeast is named the safest campus in Missouri and among the safest in the nation by StateUniversity.com.





# STATE UNIVERSITY



## *We have...*

- ▶ Small classes with 98 percent of courses having fewer than 50 students
- ▶ Faculty with PhDs—not teaching assistants—who teach most classes
- ▶ More than 200 areas of study
- ▶ Wired (and wireless) classrooms and best-of-class technology
- ▶ Internships and real-world learning offered in 100 percent of programs
- ▶ Study abroad opportunities that take you almost anywhere


## *We are...*

- ▶ NCAA Division I Athletics
- ▶ Listed among the Midwest's top universities
- ▶ One of the safest college campuses in the nation
- ▶ Conveniently located 115 miles south of St. Louis
- ▶ A medium-sized university with more than 11,000 students
- ▶ Comprised of ten colleges and schools

## *We provide...*

- ▶ Choices in the University Studies (general education) classes
- ▶ Some of the newest residence halls in Missouri
- ▶ 150 organizations that keep you busy after class
- ▶ Each student with two advisors—academic and career
- ▶ Fraternities and sororities that are productive and fun
- ▶ One of a kind student aquatic center in one of our two recreation centers

**2011—U.S. News & World Report** names Southeast a "Best Midwest Regional University."



**2011—For seven consecutive years, Princeton Review** includes Harrison College of Business on its list of "Best Business Schools."



**2011—Princeton Review** again names Southeast as one of the "Best in the Midwest," representing only about 25 percent of the nation's four-year colleges.



**2012—U.S. News & World Report** lists both nursing and communication disorders on its list of top graduate programs in health.





# SOUTHEAST MISSOURI

## Donald L. Harrison College of Business

Our increasingly popular business programs have made us one of the major colleges of business in the Midwest. The Donald L. Harrison College of Business is accredited by AACSB International—the gold standard of business school accreditation—an honor held by only 5 percent of institutions offering business degrees worldwide.

- ▶ Employers and students value our techno-savvy environment. In a recent survey of 98 nationally known business programs, Southeast ranked in the top 7 percent in learning to use and manage technology.
- ▶ Our entrepreneurial studies program is Missouri's most comprehensive, offering options for both BSBA and MBA degrees. The Douglas C. Greene Center for Innovation and Entrepreneurship is one of the most comprehensive entrepreneurship-focused university centers in the Midwest.
- ▶ Southeast students have access to more than 30 international exchange and study abroad opportunities in London, Paris, Spain, Portugal and North Africa.
- ▶ One hundred percent of our students have the opportunity to participate in internship programs with companies nationwide.
- ▶ Doctoral level professors make learning interactive with classrooms that have Internet, cable TV, direct satellite feed and electronic presentation capability.
- ▶ St. Louis employers rate the "St. Louis Interview Days" as the best recruiting event in which they participate in the Midwest.
- ▶ Our accounting curriculum prepares students for the Certified Public Accountant (CPA) and Certified Internal Auditor (CIA) designations. Students may go to work directly into an accounting field or go on to complete the 150 hours required by Missouri, and other states, to sit for the CPA examination. Our first-time pass rates on the CPA exam continue to be well above the national average.
- ▶ Business programs are housed in Dempster Hall, a wireless Internet environment featuring an electronic presentation lab and more than 400 networked computers with the latest software.



## College of Education

If you are considering teaching as a profession, you are looking at the right university. For more than a century, Southeast has been preparing and sustaining some of the nation's brightest and best teachers. Moreover, we have a record of accomplishment to prove it.

- ▶ Most importantly, our education program is fully accredited by the National Council of Teacher Education (NCATE), which sets the highest standards for teacher education programs nationwide.
- ▶ In the 2010 reaccreditation process, 12 of the 13 specialty professional association reports submitted by the College of Education received national recognition, and four are being used as examples of best practices in education nationwide.
- ▶ Because you begin assisting and observing in area classrooms starting in your first year, you accumulate more teaching practice and knowledge than graduates from other universities.
- ▶ The American Association of State Colleges and Universities (AASCU) featured Southeast as one of 20 national model programs.
- ▶ The American Association of Colleges for Teacher Education (AACTE) presented the college with the "Best Practice Award for Global and International Teacher Education."
- ▶ Southeast is one of only 33 institutions nationwide selected to be part of the White House Conference on Education, an honor no other Missouri institution has received.
- ▶ Our program was accepted into the prestigious Renaissance Group of Institutions.





# STATE UNIVERSITY

## College of Health and Human Services

Although there are diverse academic offerings in the College of Health and Human Services, all programs potentially lead to a career that significantly and positively impact the lives of individuals and families.

- ▶ Students in our nationally accredited nursing program consistently have a high pass rate on the state licensing exam and routinely enjoy a 100 percent placement rate after graduation.
- ▶ The recreation program is accredited by the Council on Accreditation for Recreation, Park Resources and Leisure Services.
- ▶ Our sport management program is one of 53 nationwide approved by the Sport Management Review Council and one of only a few in the Midwest.
- ▶ Students can participate in one of three state licensed centers—one for senior adults, a child enrichment center and our center for disabled adults.
- ▶ Air Force ROTC Juniors and seniors can join the Professional Officer Corps, which allows you to assume commanding positions over members of the General Military Cadets.
- ▶ Our nationally accredited social work program requires students to complete 448 hours of field education under the supervision of experienced social workers.
- ▶ Southeast has a strong connection with the Law Enforcement Academy and has more than 30 years of partnerships in all branches of criminal justice at the federal, state and local levels. Our students intern with the U.S. Marshals Service; the ATF; the U.S. Secret Service; Federal Probation; Missouri Division of Probation and Parole; Missouri Youth Services and other law enforcement agencies.
- ▶ The dietetics program is accredited by the Commission on Accreditation for Dietetics Education and the American Dietetic Association. Our graduates have a success rate of nearly 100 percent on the national exam to become a registered dietitian.



## College of Liberal Arts

An education in the liberal arts gives you broad-based training for careers in business, the arts, media, education and the legal profession.

- ▶ Southeast's mass communication program is accredited by the Accrediting Council on Education in Journalism and Mass Communications (ACEJMC). Only one other institution in Missouri has this elite accreditation. Our public relations program is one of only 28 institutions—none in Missouri—that holds certification by the Public Relations Society of America (PRSA). Only 12 other institutions in the world have recognition from both ACEJMC and PRSA for their mass communication program.
- ▶ Students can work at two campus radio stations (NPR affiliate KRCU 90.9 FM and KDMC 103.7), the *Arrow* student newspaper and "U2" cable television station.
- ▶ Our certified historic preservation program is one of a few U.S. programs that offer a four-year degree and is among a small number to have full membership in the National Council for Preservation of Education.
- ▶ During the last five years, Southeast's pre-law students have exceeded the national LSAT average score, and their placement rate in law school approaches 100 percent.
- ▶ Students majoring in philosophy have a 100 percent acceptance rate to graduate and law school.
- ▶ Our students make politics come alive by working on political campaigns and by serving as interns. Each year approximately 30 students from a variety of majors around the University travel to Washington, D.C. to conference with some of the nation's top scholars at the Center for Strategic and International Studies.







# SOUTHEAST MISSOURI

## College of Science and Mathematics

The foundation of success in Southeast's College of Science and Mathematics is a faculty of teacher-scholars supported by well equipped laboratories and the latest technology, which offer our students personalized study and research opportunities during their undergraduate studies.

- ▶ Our popular computer science bachelor's program is nationally accredited by the Computing Accreditation Commission of the Accreditation Board of Engineering Technology.
- ▶ Our popular marine biology program is one of the only inland programs in the U. S., creating an opportunity for students to combine a traditional college experience with the study of marine life because of our collaboration with the Gulf Coast Research Laboratory in Ocean Springs, Miss.
- ▶ Southeast's pre-med curriculum prepares students for the MCAT (Medical College Admission Test). Our students are accepted to medical school at a rate that is well above the national average.
- ▶ Our chemistry graduates consistently score at or above the 70th percentile on the Major Field Achievement Test in Chemistry.
- ▶ Our engineering physics program is nationally accredited by the Accrediting Board of Engineering and Technology (ABET), the sole accrediting body of engineering programs. Southeast is one of only 20 similarly named engineering programs nationwide with this accreditation.



Graduates in  
science and mathematics  
enjoy a nearly  
**100%**  
placement rate.



## School of Polytechnic Studies

Today's industrial and agricultural environment is dynamic and highly dependent on technology. The Otto and Della Seabaugh Polytechnic Building features modern classrooms and laboratory space, teleconferencing and interactive television capabilities, fully networked computer labs, and an industrial space for training and research.

- ▶ All of the bachelor of science programs in the Department of Industrial and Engineering Technology are nationally accredited.
- ▶ Southeast is a designated Center of Excellence in Advanced Manufacturing Technology.
- ▶ In addition to a 252-acre David M. Barton Agriculture Research Center, there is a 110-acre rice research station, a new irrigated turf plot facility, and a modern soil fertility laboratory.
- ▶ The School of Polytechnic Studies operates the 11,000-square-foot, climate-controlled Charles L. Hutson Horticulture Greenhouse.
- ▶ Our new cybersecurity program is the only one of its kind in Missouri. The U.S. Department of Labor estimates there will be 135,000 new jobs in this field by 2018—a 21 percent increase in Missouri alone.
- ▶ The innovative sustainable energy systems management major responds to world needs to address global warming, air pollution and ecosystem destruction.





# STATE UNIVERSITY

## Earl and Margie Holland School of Visual and Performing Arts

Classic beauty and modern technology converge at Southeast's River Campus—Missouri's only campus dedicated exclusively to art, dance, music and theatre. Overlooking the Mississippi River, a Cultural Arts Center and transformed Seminary Building are now home to the Earl and Margie Holland School of Visual and Performing Arts. With the coming of this magnificent facility, the number of new students planning to major in the visual and performing arts doubled in one year.

- ▶ Art students have five interconnected art studios for painting, drawing, printmaking, fibers and design plus two computerized looms, as well as two presses in the printmaking studio and a computer design lab with the latest hardware and software available.
- ▶ Students find internships and professional experience at the Berkshire Theatre Festival, the Lucille Lortel Theatre in New York, the McLeod Summer Theatre or the University of Connecticut Summer Theatre and more.
- ▶ In 2008, the Golden Eagles Marching Band performed at the Edinburgh Military Tattoo in Scotland becoming only the second American university marching band to perform there twice.
- ▶ In addition to performances throughout the season, featuring world famous guest artists, the Southeast Missouri Symphony Orchestra exchanged music as well as culture in China when they performed concerts in Shanghai and Beijing in 2009.
- ▶ The River Campus gives students the opportunity to show their work in a variety of first-class venues: the 950-seat Donald C. Bedell Performance Hall is a proscenium theatre with spacious stage and backstage areas. The 200-seat Wendy Kurka Rust Flexible Theatre can be configured in unlimited ways for "black box" productions. The 200-seat Robert F. and Gertrude L. Shuck Music Recital Hall features nearly perfect acoustics. a student/faculty art gallery features technology that allows for the display of 3-D animation, as well as painting, prints, ceramics and sculpture. The Rosemary Berkel and Harry L. Crisp II Museum has an interactive educational theatre, art gallery for changing exhibitions and a permanent display featuring southeast Missouri.



## Living on Campus

Southeast offers students 11 residence halls from which to choose. Each room has Internet access and cable TV. Nine dining areas are available with a variety of options. And, with more than 150 diverse organizations, students find plenty of opportunities to get involved.







# SOUTHEAST MISSOURI STATE UNIVERSITY REDHAWKS BASKETBALL

## PRESIDENT KEN DOBBINS



Dr. Kenneth W. Dobbins became the seventeenth president of Southeast Missouri State University on July 1, 1999 after serving as the University's Vice President of Finance and Administration from 1991 to 1993, and Executive Vice President from 1993 until his appointment as president. He previously held several positions in higher education administration at Kent State University in Ohio.

During his tenure at Southeast, academic programs have been enhanced, including establishment of a School of Polytechnic Studies and the Earl and Margie Holland School of Visual and Performing Arts which opened in Fall 2007 on the new River Campus. A comprehensive review of all academic and non-academic programs has been accomplished to maintain quality and minimize student fee increases in the face of significant state appropriation



reductions. Southeast continues to be recognized nationally for many of its outstanding accredited academic programs. For the seventh year in a row, Princeton Review recognized the Master of Business Administration program on its list of "Best Business Schools." GetEducated.com listed Southeast #1 on the list of "Top 10 Ranked Best Values Online MBAs-AACSB-Accredited"; Southeast is recognized in the top tier of the Midwest best regional universities in U.S. News Best Colleges for 2011; and Southeast was again named among the "Best in the Midwest" by Princeton Review. Additionally, StateUniversity.com ranked Southeast the safest college campus in Missouri.

Enrollment has increased significantly since a 20-year-low in 1994 when some 7,900 students attended Southeast. In Fall 2005, enrollment topped 10,000 for the first time, and stood at more than 11,200 in 2010. Additionally, record enrollments in higher education have occurred in the University's 25-county service region during his tenure due to the establishment of new regional campuses in Sikeston and Kennett and a higher education center at Perryville serving place-bound students in and near those rural communities.

During Dr. Dobbins' presidency, more than \$250 million in capital construction and building improvement projects have enhanced the University. The Seabaugh Polytechnic Building and the \$50 million River Campus were constructed. An innovation center and business incubator to promote entrepreneurship and enhance the region's economy opened on the campus in 2005; Southeast dedicated its new, state-of-the-art David M. Barton Agriculture Research Center in 2009; two new 300-bed residence halls were constructed in 2002 and 2009; and the University currently is in the midst of \$58 million in capital renovation, maintenance and repair projects including the renovation of the historic 105-year-old Academic

Hall.

Dr. Dobbins has served a two-year term as president of the Missouri Council on Public Higher Education (COPHE), the organization for presidents and chancellors of Missouri's public colleges and universities. In 2007, he was selected to serve a three-year term on the American Association of State Colleges and Universities (AASCU) Board of Directors, an organization which represents over 420 public college and university members and more than 3.7 million students or 56 percent of the enrollment at all public four-year institutions. He was elected Secretary-Treasurer of the organization in 2008, and currently serves as chair of the AASCU Board. Also, for the past seven years, he has served as one of five faculty members for the AASCU New Presidents' Academy. He previously served three years as president of the Ohio Valley Conference and is currently a member of the Conference finance subcom-

mittee. In addition, he is a vice president of the executive board of the Greater St. Louis Council, Boy Scouts of America, and in 2010, he was awarded the Silver Beaver Award, the highest honor bestowed upon a Boy Scout volunteer by a council.

He earned his B.S. degree in accounting from the University of Akron (Ohio) in 1971 and served as a commissioned officer and civilian executive in the U.S. Air Force for almost 10 years. He received the M.B.A. degree in 1979 from Old Dominion University (Virginia), and the Ph.D. in higher education administration in 1987 from Kent State. He is also a Certified Public Accountant in Ohio.

Dr. Dobbins and his wife, Jeanine Larson Dobbins, Founder and Director Emeritus of the Missouri Statewide Early Literacy Intervention Program based at Southeast, have a son, Paul, and a daughter-in-law, Stacey, who are both Southeast graduates, and a grandson, Lincoln Kenneth Dobbins.

## Board of Regents



**Donald "Brad" Bedell**  
President



**Albert Spradling**  
Vice President



**Daren Todd**



**Reginald Dickson**



**Doyle Privett**



**James P. Limbaugh**



**Brian Kelly**  
Student Member



# SOUTHEAST MISSOURI STATE UNIVERSITY REDHAWKS BASKETBALL

## INTERIM AD CINDY GANNON



Cindy Gannon has been part of Southeast Missouri State University Athletics for more than 20 years.

In 2011-12, Gannon will serve as interim Director of Athletics in addition to continuing her role as Senior Woman Administrator. Gannon was named to the position for the second time in her career after John Shafer announced his retirement following three years of service.

Gannon officially began her duties as interim Director of Athletics on July 1 after completing her sixth year as Associate Director of Athletics and Senior Woman Administrator.

As Southeast's Associate Director of Athletics and Senior Woman Administrator, Gannon was in charge of event management, sports supervision, personnel recruitment and monitoring the department's compliance with gender equity, while serving as an institutional representative to the Ohio Valley Conference.

Gannon also led the efforts for the department's NCAA third-cycle recertification. This certification process evaluates the Athletic Department's commitment to three operating principles outlined by the NCAA, including governance and commitment to rules; academic integrity; and gender/diversity issues and student-athlete

well-being. Southeast delivered a report on its progress to the NCAA in April.

Gannon has been the driving force behind other major events such as the Women's Walk and Dig for Life which continue to grow each year.

The Fourth Annual Women's Walk reached record numbers and raised \$30,000 for the Redhawk Athletics Scholarship Fund in 2011.

Meanwhile, Dig for Life, which is a month-long campaign during the Redhawks volleyball season, brought in a record \$22,000 a year ago. Gannon started this special foundation in 2000 after losing her mother to breast cancer. The campaign raises money to fund 200 local women for mammogram screening, who otherwise could not afford it.

In addition, Gannon recently finished her fourth year as a member of the National NCAA Division I Volleyball Committee.

A native of De Soto, Mo., Gannon started working at Southeast as a graduate assistant with the volleyball team. Three years later, she took over as head coach.

Gannon was at the helm of the volleyball program from 1989-2004, where she compiled a 366-211 record and led Southeast to eight OVC Championships and four NCAA Tournament Appearances. Gannon was also named OVC Coach of the Year four times.

Following her coaching career, Gannon remained at Southeast to work in athletic administration. She was last appointed interim Director of Athletics in October, 2008.

Recognized by not only her peers for her exceptional coach-

ing, Gannon was a recipient of the Southeast Missouri State University College of Education Young Alumni Merit Award in 1998. She was recognized by her junior college alma mater when Mineral Area College selected her as an "Outstanding Alum." Gannon was also inducted into the De Soto High School Athletics Hall of Fame in 2009.

Gannon is a former member of the American Volleyball Coaches

Association (AVCA) and National Association of Collegiate Women Athletics Administrators (NAC-WAA). In 2000, she chaired Southeast's Midwest Region and was a member of the AVCA Division I Top-25 Selection and All-America Committees.

Gannon received her undergraduate degree in physical education (1985) and master's in higher education (1987) from Southeast.







# SOUTHEAST MISSOURI STATE UNIVERSITY REDHAWKS BASKETBALL

## ATHLETICS STAFF



**Brady Barke**  
Interim Associate Director of  
Athletics/Compliance



**Torry Rollins**  
Assistant Director of Athletics  
Finance



**Joyce Penny**  
Ticket Manager  
Student Accountant




**Marcia Hendrix**  
Assistant Ticket Manager  
Insurance




**Sharon Burgard**  
Director of Academic  
Services



**Kent Phillips**  
Coordinator of Facilities and  
Event Management



**Alfred Castillo**  
Head Athletic Trainer



**Jeff Honza**  
Sports Information Director



**Rachel Blunt**  
Compliance Assistant




**Nate Saverino**  
Coordinator of Marketing  
and Promotions



**Jan Onderdonk**  
Senior Administrative  
Assistant



**Ryan Johnson**  
Strength & Conditioning  
Coach




**Amanda Martin**  
Assistant Athletic Trainer



**Maria Dominguez**  
Assistant Athletic Trainer




**Robby Rasco**  
Equipment Manager



**Natalie Williams**  
Academic Services Assistant



**Nick Seeman**  
Sports Information Assistant



**Phil Lady**  
Graduate Assistant  
Marketing



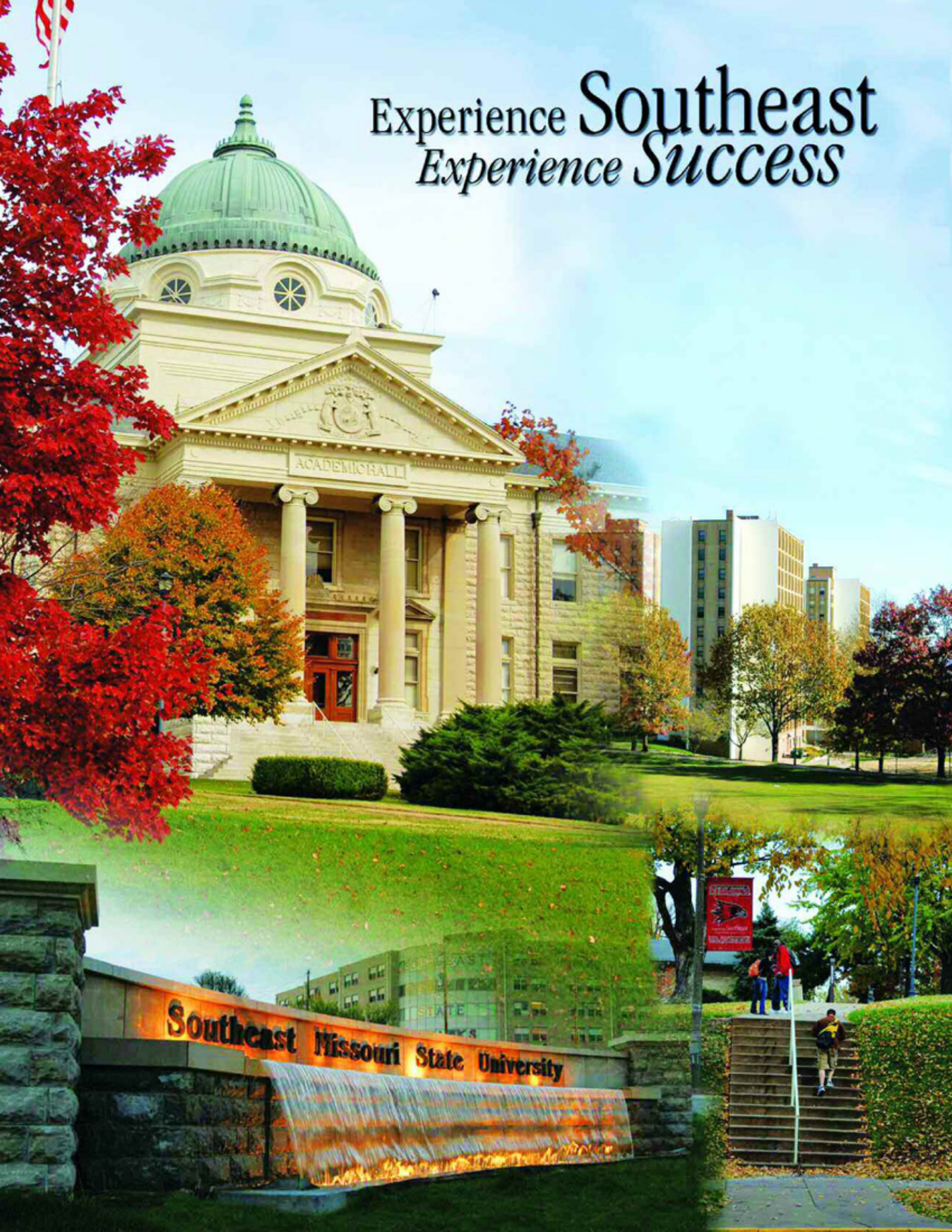
**Kelly Benacka**  
Graduate Assistant  
Academic Services



**Israel Kirk**  
Graduate Assistant  
Academic Services



# Experience Southeast *Experience Success*





## 2011-2012 SCHEDULE

NOV. 7	HARDING UNIVERSITY (Exhibition)	7:30 P.M.
Nov. 11	Missouri	7 p.m.
NOV. 14	HARRIS-STOWE	7 P.M.
Nov. 16	Bradley	7 p.m.
Nov. 20	Oregon	4 p.m.
NOV. 23	HANNIBAL-LAGRANGE	7 P.M.
NOV. 26	MIAMI (OHIO)	3 P.M.
Nov. 29	Arkansas State	7:05 p.m.
DEC. 3	SOUTHEASTERN LOUISIANA	7:30 P.M.
Dec. 5	Central Arkansas	7:30 p.m.
DEC. 10	MISSOURI-KANSAS CITY	7 P.M.
DEC. 19	SOUTHERN METHODIST	7 P.M.
Dec. 22	Sacramento State	9:05 p.m.
DEC. 28	MOREHEAD STATE*	7:30 P.M.
JAN. 2	JACKSONVILLE STATE*	7:30 P.M.
Jan. 5	UT Martin*	7 p.m.
Jan. 7	Eastern Kentucky*	6 p.m.
JAN. 12	SIU EDWARDSVILLE*	7 P.M.
JAN. 14	EASTERN ILLINOIS*	7:30 P.M.
Jan. 21	Tennessee Tech*	7:30 p.m.
JAN. 26	AUSTIN PEAY*	7 P.M.
Jan. 30	Eastern Illinois*	7 p.m.
Feb. 2	Murray State*	7 p.m.
FEB. 4	TENNESSEE STATE*	7:30 P.M.
FEB. 9	UT MARTIN*	7 P.M.
Feb. 11	SIU Edwardsville*	7 p.m.
FEB. 15	MURRAY STATE*	7 P.M.
Feb. 18	ESPN BracketBusters	TBA
Feb. 23	Jacksonville State*	7:45 p.m.
Feb. 25	Austin Peay*	7:30 p.m.
Feb. 29-March 3	OVC Tournament	TBA



Home games in **BOLD** \* Conference Game  
 Home games played at the Show Me Center  
 All Times Central and subject to change



**GOSEOUTHEAST.COM**  
 (573) 651-2113 or (866) SEMO-TIK