

Jim Klocke, C

- 2010 Pre-Season All-OVC
- Two-Time Louisville Slugger/Collegiate Baseball Third-Team All-American (2009, 2010)
- 2009 CoSIDA/ESPN The Magazine Academic All-American
- Two-Time First-Team All-OVC (2008, 2009)

BASEBALL

MEDIA GUIDE



LOCATION

Cape Girardeau, MO
On the Mississippi River

ENROLLMENT

10,859

STUDENT TO FACULTY RATIO

18 to 1

SMALL CLASSES

Average 25-30 Students

ELITE BUSINESS ACCREDITATION

Accredited by AACSB
International for all business programs including the MBA.

ACADEMIC PROGRAMS

Include business, education, science, technology, visual and performing arts and many health professions.

NUMBER OF ATHLETIC TEAMS

15 NCAA Division I Teams





Quick Facts

General Information

School..... Southeast Missouri State University
 Location Cape Girardeau, Mo.
 Founded..... 1873
 Enrollment 10,859
 Nickname Redhawks
 Colors Red and Black
 Affiliation NCAA Division I
 Conference Ohio Valley
 President..... Dr. Kenneth W. Dobbins
 Athletics Director..... John Shafer
 Ticket Office Phone (573) 651-2227

Facility Information

Home Field Capaha Field
 Capacity..... 2,000
 Surface..... Natural Grass
 Dimensions:
 Left Field..... 335
 Left Center..... 380
 Center Field..... 400
 Right Center..... 380
 Right Field..... 335
 Press Box Phone..... (573) 651-9139

Team Information

2009 Record 26-25
 Home..... 16-13
 Away..... 9-10
 Neutral..... 1-2
 OVC Record/Finish..... 12-11/4th
 Home..... 5-6
 Away..... 7-5
 Position Starters Returning/Lost 5/4
 Pitchers Returning/Lost..... 7/5
 Lettermen Returning/Lost..... 15/7
 Total Number of Newcomers 18

Coaching Staff

Head Coach Mark Hogan
 Alma Mater ... Southeast Missouri State, 1977
 Record at Southeast (Yrs.) 439-373-1 (15)
 Career Record (Yrs.) 824-630-3 (28)
 Phone..... (573) 986-6002
 Best Time to Reach Mornings
 Assistant Coach..... Chris Cafalone
 Alma Mater Hardin-Simmons, 1992
 Year at Southeast Missouri State Fourth
 Assistant Coach..... Rick McCarty
 Alma Mater Murray State, 2003
 Year at Southeast Missouri State Second
 Assistant Coach..... Dave Lawson
 Alma Mater ... Southeast Missouri State, 2003
 Year at Southeast Missouri State First
 Baseball Office Phone (573) 986-6002



Sports Information

Director Jeff Honza
 Office Phone..... (573) 651-2933
 Cell Phone..... (618) 528-1145
 Assistant SID Patrick Clark
 Office Phone..... (573) 651-2294
 Cell Phone..... (618) 593-7281
 Baseball SID..... Brett Maikowski
 Cell Phone..... (214) 402-5725
 SID Fax..... (573) 651-2810
 Website..... gosoutheast.com
 Mailing Address One University Plaza
 Cape Girardeau, MO 63701

Media Information

Flagship Radio Station.. ESPN 1220 AM (KGIR)
 Radio Contact Person..... Erik Sean
 Phone..... (573) 335-8291
 Play-By-Play Erik Sean
 Color Commentary Jess Bolen
 Beat Writer..... Marty Mishow,
 Southeast Missourian
 Phone..... (573) 335-6611

Table of Contents

Media Information/Travel.....	2
Baseball Facilities	3
This is Southeast Missouri State.....	4-5
Redhawk Success Center.....	6
Mizuno Ad	7
Coaching History, All-Americans OVC Honors	8

Coaches

Head Coach Mark Hogan.....	10-11
Assistant Coach Chris Cafalone.....	12
Assistant Coach Rick McCarty, Volunteer Assistant Dave Lawson, Team Managers	13
Support Staff	14

Season Preview

Season Outlook.....	16-17
Numerical/Alphabetical Rosters.....	18
Radio/Television Roster	19
2010 Calendar Schedule.....	20

Player Profiles

Player Profiles	22-37
Career Statistics.....	37-40

Year in Review

2009 Overall Statistics.....	42
2009 Ohio Valley Conference Statistics ...	43
2009 Schedule/Results	44

Opponents

2010 Opponents.....	46-48
All-Time Series Records	48

Records & History

Single-Season Hitting Records	50
Career Hitting Records	51
Single-Season Pitching Records.....	52
Career Pitching Records.....	53
Miscellaneous Records/Honors.....	54

2010 Southeast Missouri State Baseball Media Guide Credits

Editor and Design: Jeff Honza
Photography: Mike Grace, Patrick Clark, Pat Young, Keith Hente, Dennis Hubbard
Cover Design, Printing: Veda Barnett, Moll Printing of Sikeston, Mo.
Additional Editorial and Research Assistance by: Brett Maikowski and Tyler Koonce

REDHAWKS-BASEBALL

Media Information & Travel Arrangements

Southeast Missouri State

Sports Information

Phone: (573) 651-2294

Fax: (573) 651-2810

Press Box: (573) 651-9139

Website: gosoutheast.com



Jeff Honza



Patrick Clark



Brett Maikowski

2009-10 Sport Assignments

Jeff Honza, Director

Football, Men's
Basketball, Women's Tennis
Office: (573) 651-2933
Cell: (618) 528-1145
E-Mail: jhonza@semo.edu

Patrick Clark, Assistant Director

Volleyball, Women's
Basketball, Softball
Office: (573) 651-2937
Cell: (618) 593-7281
E-Mail: paclark@semo.edu

Brett Maikowski, Sports Information Asst.

Women's Soccer,
Baseball
Office: (573) 651-2294
Cell: (214) 402-5725
E-Mail: bmmaikowski1s@semo.edu

Haley Bohnert, Sports Information Asst.

Cross Country, Track & Field
Office: (573) 651-2294
Cell: (573) 450-1605
E-Mail: hdbohnert1s@semo.edu

Tanya Cwick, Sports Information Asst.

Gymnastics
Office: (573) 651-2294
Cell: (573) 270-9629
E-Mail: cwicktm@gmail.com

Credentials

Credentials are required for entrance to Capaha Field. To request season or single-game credentials, please contact Southeast Missouri State Sports Information by phone at (573) 651-2294 or e-mail at jhonza@semo.edu.

Press Box Decorum

The Capaha Field Press Box is reserved for working media only. Seating is assigned by the Sports Information office. Professional conduct is expected at all times. Cheering or outward expression is inappropriate. Credentials must be worn at all times. Failure to abide by these policies can result in credentials being revoked.

Photographers

Photographers may shoot on either side of both dugouts at Capaha Field. Please be aware of foul balls and use caution when working in those areas.

Interview Requests

Please arrange all interviews of student-athletes and coaches through the sports information office. Requests can be made by calling Jeff Honza at (573) 651-2933. Honza can also be reached via e-mail at jhonza@semo.edu.

Postgame Interviews

Anyone wishing to interview a Southeast student-athlete must notify Jeff Honza prior to the end of each game. Student-athletes will be available to the media near the Redhawks dugout on the third base side. Head coach Mark Hogan will address the media immediately following his postgame show on the Redhawks Radio Network.

Baseball E-Mail List

If you would like to be added to the Redhawks baseball e-mail list to receive breaking news about the team, please e-mail Jeff Honza. The official website, gosoutheast.com, is the best source for up-to-date information about the team.

Redhawks Radio Network

Erik Sean returns for his 10th year as the "Voice of the Redhawks." Sean is the Director of Sports Operations for Mississippi River Radio's eight radio stations in Cape Girardeau. He is a 10-time winner of the Missouri Broadcasters Association's Play-by-Play Award and three-time winner of the MBA's Sports Award. Jess Bolen will assist Sean on the Redhawks Radio Network this year.

Radio Network Affiliates

ESPN 1220 AM Cape Girardeau, Mo.
KSIM 1440 AM Sikeston, Mo.
KWOC 903 AM Poplar Bluff, Mo.
KMAL 1470 AM Malden, Mo.

Visiting Radio

Visiting radio stations are required to make written requests at least one week in advance. The Redhawks Radio Network provides a courtesy telephone line for the official station of all opponents. Other stations will be charged a rights fee and must order telephone lines from the University Telephone Services by calling (573) 651-2575.

Wireless Internet

Capaha Field is equipped with wireless internet. Ask a member of the Southeast sports information staff for log-in information.

Statistical Services

Box scores and play-by-play accounts will be available in the press box immediately following each game. Notes, statistics, scorecards and other information will also be available to help with your coverage of Redhawks Baseball.



Travel Arrangements

Auburn Series

(Feb. 18-20)

Hampton Inn & Suites

Phone: (334) 745-4311

Mississippi State Tourney

(Mar. 4-6)

Comfort Suites

Phone: (662) 324-9595

Morehead State Series

(Mar. 27-28)

Comfort Inn & Suites

Phone: (606) 780-7378

UT Martin Series

(Apr. 17-18)

Hampton Inn

Phone: (731) 885-8850

Jacksonville State Series

(Apr. 24-25)

Holiday Inn Express

Phone: (770) 749-0006

Central Arkansas Series

(Apr. 27-28)

Best Western

Phone: (501) 329-9855

Nebraska Series

(May 7-9)

Country Inn & Suites

Phone: (402) 476-5115

Eastern Illinois Series

(May 21-22)

Comfort Inn

Phone: (217) 347-5050

OVC Tournament

(May 25)

Pringles Park - Jackson, Tenn.

Hotel TBA

Day Trips


Saint Louis (Mar. 2)

Arkansas State (Apr. 14)

Southern Illinois (Apr. 20)



Baseball Facilities



Capaha Field Facts

Capacity	2,000
Dimensions	
Left Field	335
Left Center.....	380
Center Field	400
Right Center.....	380
Right Field	335
Height of Fence.....	9'
Press Box Phone..	(573) 651-9139

Capaha Field

Capaha Field

Capaha Field is home to the Southeast Missouri State University Redhawks.

Located just two blocks west of the Southeast campus, Capaha Field is owned by the City of Cape Girardeau. In addition to the ball field, Capaha Park features a swimming pool, lake and picnic areas.

Many Southeast fans enjoy watching games from the hill-sides along the first base side or beyond the left field wall.

Capaha Field has a natural

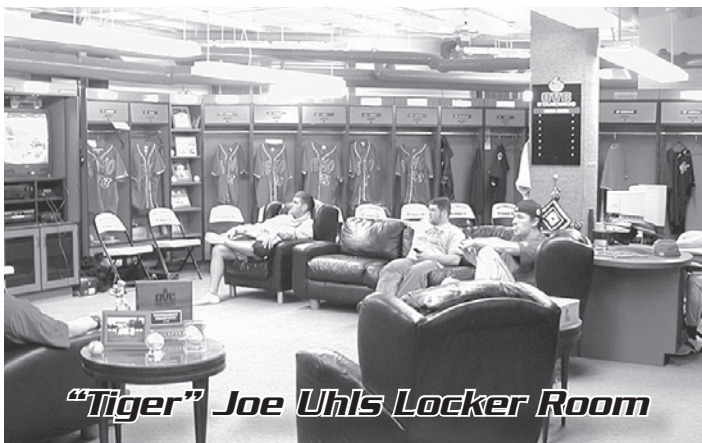
grass surface and is considered to be one of the best playing fields in the Ohio Valley Conference.

Recent renovations include a state-of-the-art press box which was completed prior to the start of the 2006 season. The press box, which is equipped with wireless broadband internet access, television, a kitchen/lounge area and restroom, gives media members a great view behind home plate.

Capaha Field also serves as home to the Plaza Tire Capahas, the oldest amateur baseball team in America.



Fans Gather on the Hill-sides of Capaha Field



"Tiger" Joe Uhls Locker Room

"Tiger" Joe Uhls Locker Room

Located inside Houck Field House on the Southeast Missouri State campus is the "Tiger" Joe Uhls Baseball Locker Room.

The newly renovated locker room provides Redhawks baseball players with the modern amenities commonly found in professional locker rooms. Most recently, hardwood floors were added in 2005.

The locker room features 35 professional-style lockers for players and coaches, restrooms, a

shower area and ample storage space for equipment and uniforms. A state-of-the-art entertainment system also provides players the opportunity to view scouting and coaching video as well as watch television for leisure.

In addition, a study area with broadband internet capabilities is available for Redhawks student-athletes. Surrounding the locker room is a mural honoring the all-time greatest players and moments in Southeast Missouri State baseball history.



This is Southeast

Situated on the highest hill in Cape Girardeau, Missouri, overlooking Mark Twain's majestic Mississippi River, Southeast Missouri State University is exactly the kind of place that comes to mind when you think of college. A look at the campus reveals an eclectic mix of old and new. Classic limestone buildings blend harmoniously with contemporary structures. This mix of traditional and modern makes Southeast unique.

Our academics, too, combine the best of old traditions with the vision of new explorations. Southeast has structured its curriculum around the belief that effective career training involves a broad-based liberal arts education that emphasizes writing and critical thinking. Out of more than 1,600 undergraduate courses, we teach everything from the classics to robotics.

This expansive curriculum offers unique opportunities: pre-medical students can take fine arts, musicians can confront computers, nutrition majors can crunch numbers in statistics courses, and pre-engineering students can play the trombone.

With an enrollment of over 11,000 students, Southeast is distinguished for its personalized academic setting and emphasis on small class sizes where we believe the best learning takes place. Beyond the classroom, study abroad programs offer a world of possibilities for enhancing your education, and hands-on opportunities in every field of study offer practical experiences for professional careers.

Academics

At Southeast, education is built around the idea that successful people have several abilities in common:

- Clear and critical thinking
- Effective written and oral communication skills
- The ability to gather and analyze information
- An understanding of human nature, the scientific method and the political process

Southeast's University Studies program provides an unshakable foundation for whatever profession you pursue. All students

enrolled at Southeast spend a portion of their academic time taking these courses, exploring different fields and earning not just a diploma, not just a skill or a trade, but an education for life!


With more than 400 full-time faculty, 90 percent of which have doctoral degrees, you will be in classes taught by trained professionals, not teaching assistants. Many faculty members have degrees from prestigious institutions such as Yale, Princeton, Harvard and Dartmouth, just to name a few! Southeast students have rated their instructors significantly higher than the national average. As one student summed it up, "They're teachers. They're mentors. They're friends."

With over 150 areas of studies, many of which are nationally recognized and accredited programs, Southeast has been designated by the state of Missouri as a university that offers a broad range of majors and possibilities. We think this is the best way for you to make absolutely sure you are doing what you like and making the right choices. All of our programs at Southeast provide you with experiential learning — learning outside the traditional classroom that makes you more marketable upon graduation. However, no matter what area you choose to study, you can be assured that Southeast is an intellectually stimulating learning institution dedicated to giving you access to faculty and committed to controlling class sizes.

Student Life

Outside the classroom you will find that student activities and interests at Southeast are as diverse as our academic programs. Whether you are rehearsing for a play, writing a story for the campus newspaper, joining a pick-up game of basketball at the Student Recreation Center or taking in a basketball game or concert at the Show Me Center, you will find an abundance of activities to fit your unique talents and interests.

Finding something to do is not a problem at Southeast. The night with "nothing going on" is rare, maybe nonexistent. A typical week offers a women's volleyball match, a musical





This is Southeast

production at the state-of-the-art River Campus, a nationally known comedian sponsored by Student Activities Council, a lecture sponsored by a student organization, a dance and an intramural sports tournament. The beautiful Show Me Center is a performance arena that hosts a variety of entertainers, concerts, ice shows and our Division I men's and women's basketball games.

With more than 150 organizations at Southeast, there are fun activities to help you gain leadership, organization and teamwork skills outside the classroom. Student Activities Council plans on-campus entertainment and activities such as concerts, celebrity lectures, comedians and movies.

Student Government can provide you with a voice concerning campus politics and procedures affecting students. If you have a hobby, there is a good chance that you will find a group of Southeast students who share your interests. Maybe you will want to join the marketing club or the Computer Science Club, the Spanish Club or the Student National Education Association. If your interest is in psychology, you surely will want to become a member of Psi Chi, recently named national psychology honor society chapter of the year!

Whether it's a late-night pizza run, a dip in the pool at the brand new Aquatic Center or cheering the Redhawks on to another victory, you will find plenty of student opportunities to get involved in at Southeast!

Affordability

Southeast's promise is that students and their families can plan with confidence for the cost of a world-class education at Southeast Missouri State University. Southeast offers a variety of scholarships and financial aid packages for qualifying students. The U.S. News and World Report recently named Southeast a national "Best Buy" and as having some of the nation's "Least Indebted" students.

Furthermore, the Southeast Tuition Guarantee Program places a cap on increases that a Missouri undergraduate student will experience during the time it takes to receive a college education in nationally accredited academic programs at Southeast.

Textbook rental at Southeast greatly reduces costs to students and their families. You could play less than \$200 per year for textbooks, compared to \$800 or \$900 per year at other colleges and universities. Instead of paying \$50 to \$100 per book, you pay just \$14 per book and you do not

even have to worry about trying to sell them later. That can lead to a savings of \$2,500 over four years!

Southeast Missouri State University is a university that is challenging, comprehensive, dedicated, committed and affordable.

Cape Girardeau

Cape Girardeau is a college town in every sense of the word.

This historic city on the banks of the Mississippi River surrounds the Southeast campus. People are friendly and the city provides excellent shopping, golf courses, great restaurants, some of the best medical facilities in the Midwest, numerous parks and recreational facilities, museums, musical performances and theatre events.

The largest city between St. Louis, Mo., and Memphis, Tenn., Cape Girardeau is located on Interstate 55 and is easily accessible by land or air.

Cape Girardeau and the surrounding area is a place where students can enjoy a rich exchange of community and University ideas.



Experience Southeast
Experience Success



Redhawk Success Center

The new Redhawks Success Center offers Southeast Missouri State University athletes a place to study and develop as students and campus leaders.

The Redhawks Success Center is located in the Student Recreation Center South, located just south of Houck Stadium. The new facility offers a computer lab with 18 computers, study areas and adequate conference space for group meetings.

The Success Center staff consists of Director of Academic Services Sharon Burgard, NCAA CHAMPS/Life Skills Coordinator Sonya Bain and graduate assistants Lauren Scannell and Rachel Blunt.

This beautiful, new facility enhances the outstanding work in the classroom already enjoyed by Southeast student-athletes.

Two-thirds of the student-athletes at Southeast currently maintain a 3.0 or higher cumulative grade point average. Southeast had a total of 207 scholar-athletes during the 2009 fall semester alone.

A special course is required for all first time student-athletes at Southeast. The course, which offers three credit hours, is part of a comprehensive program developed to address study and life skills topics, and enhance retention and academic success for student-athletes.

Entering student-athletes are evaluated for academic preparedness and assigned to appropriate categories. Student-athletes, who need

additional support, are provided with programs that include meeting with a mentor bi-weekly to discuss academic progress.

The Success Center staff also works to get athletes involved in campus and community service projects. This is done to provide a support structure that allows greater opportunities of academic

success for student-athletes.

The center is a proud member and participant of the NCAA CHAMPS/Life Skills Program (Challenging Athletes' Minds for Personal Success), which was created to help student-athletes focus on the ownership of their academic, athletic, career, personal and community responsibilities. This program

allows student-athletes to establish partnerships with the NCAA, member institutions and surrounding communities to promote education and diversity. Student-athletes actively learn how to access campus resources, while building character, integrity and leadership skills through the CHAMPS/Life Skills Program.





NEVER SETTLE™

www.mizunousa.com

REDHAWKS-BASEBALL

Coaching History/All-Americans/OVC Honors

Southeast Missouri State Head Baseball Coaches

Ed Williams 1959

Record: 4-5-1 (.450)


1959.....4-5-1



**Joe Uhls
1960-84**

Record: 373-257-5 (.591)

1960.....4-6
1961.....6-8-1
1962.....5-12-1
1963.....11-9
1964.....15-5
1965.....16-4
1966.....11-8
1967.....13-10
1968.....9-11
1969.....6-12
1970.....9-11
1971.....15-7
1972.....11-10
1973.....14-4
1974.....17-13
1975.....18-9
1976.....28-15
1977.....25-13
1978.....14-11
1979.....13-10
1980.....22-17
1981.....15-21
1982.....30-9
1983.....29-10
1984.....17-12



**Palmer Muench
1985-94**

Record: 235-206-3 (.533)

1985.....28-15-1
1986.....29-13-1
1987.....28-20

1988.....19-23
1989.....27-17
1990.....21-19-1
1991.....25-18
1992.....22-27
1993.....13-27
1994.....23-27



**Mark Hogan
1995-Present**

Record: 439-373-1 (.507)

1995.....32-21
1996.....25-23-1
1997.....24-33
1998.....32-24
1999.....27-27
2000.....37-17
2001.....34-20
2002.....37-20
2003.....31-20
2004.....29-28
2005.....24-32
2006.....23-33
2007.....32-24
2008.....26-26
2009.....26-25

All-Time Baseball Record 1,051-841-9

All-Americans

Keith Newcombe.....1968
Steve Vaughn.....1968
Trae Hastings.....1976
Dan Wieser.....1976
Mark Amick.....1976
Steve Williams.....1982, 1983
Lance Hemmer.....1983
Dan Shy.....1989
Todd Shylanski.....1991
Jeff Bourbon.....1998
Ryan Spille.....1998
Zach Borowiak.....2000
Jeremy Johnson.....2000
Clemente Bonilla.....2001
Todd Pennington.....2001
Tim Alvarez.....2003
Justin Christian.....2003
Brad Smith.....2004

Nick Harris.....2007
Jim Klocke.....2007, 2009

Ohio Valley Conference Selections

Player-of-the-Year

Rex Crosnoe, C.....1995
Jeremy Johnson, OF.....2000
Clemente Bonilla, 2B.....2001

Pitcher-of-the-Year

David Michel.....1995
Ryan Spille.....1998
Todd Pennington.....2001
Brad Purcell.....2002
Tim Alvarez.....2003

Rookie-of-the-Year

Jeffrey Hilz, P.....2000
Justin Christian, 2B.....2003
Jim Klocke, C.....2007

Coach-of-the-Year

Mark Hogan.....2002

First-Team Selections

Todd Shylanski, C.....1992
Rex Crosnoe, C.....1993
Scott Pruneau, UT.....1993
Rex Crosnoe, C.....1994
Tom Bruer, 3B.....1995
Rex Crosnoe, C.....1995
David Michel, P.....1995
Troy Pehle, P.....1995
Kerry Robinson, OF.....1995
Tom Bruer, UT.....1996
LaMonte Collier, OF.....1997
Ryan Spille, P.....1998
Jeremy Johnson, OF.....1999
Ryan Spille, P.....1999
Lanson Debrock, P.....2000
Jeffrey Hilz, P.....2000
Jeremy Johnson, OF.....2000
Darin Kinsolving, 1B.....2000
Charlie Marino, OF.....2000
Clemente Bonilla, 2B.....2001
Zach Borowiak, SS.....2001
Jeff Bourbon, C.....2001
Vern Hatton, OF.....2002
Brad Purcell, P.....2002
Denver Stuckey, 3B.....2002
Tim Alvarez, P.....2003
Justi Christian, 2B.....2003
Brian Hopkins, OF.....2003
Brad Smith, P.....2004
Eric Horstman, 3B.....2005

Levi Olson, C.....2006
Omar Padilla, 2B.....2006
Asif Shah, UT.....2007
Tyrell Cummings, OF.....2008
Jim Klocke, C.....2008
Matt Wagner, 1B.....2008
Jim Klocke, C.....2009
Tyrell Cummings, OF.....2009

Second-Team Selections


Rhett Pierce, OF.....1992
Darrell Dannemueller, P.....1993
Kerry Robinson, OF.....1993
Max Mitts, P.....1994
Sherron Rives, SS.....1994
Brian Schaeffer, OF.....1994
Brian Schaeffer, OF.....1995
LaMonte Collier, OF.....1996
Rusty Curran, SS.....1996
Mike Miller, UT.....1997
Steve Lowe, SS.....1998
Charlie Marino, OF.....1998
Jason Swearingen, P.....1998
Kyle Yount, 2B.....1998
Dan Huesgen, P.....1999
Kevin Meyer, OF.....2000
Tim Alvarez, P.....2002
Clemente Bonilla, 2B.....2002
Zach Borowiak, SS.....2002
Tristen McDonald, C.....2002
Brandon Smith, P.....2002
Zach Borowiak, SS.....2003
Tristen McDonald, C.....2003
Denver Stuckey, 3B.....2003
Eric Horstman, INF.....2004
Frank Montiel, OF.....2004
Dustin Renfrow, P.....2007
Louie Haseltine, DH.....2009

All-Freshman

Andrew Graham, P.....2006
Aaron Rave.....2006
Nick Harris, 3B.....2007
Jim Klocke, C.....2007
Josh Syberg, P.....2007
Trenton Moses, 3B.....2008

All-Freshman

Richie Pierce, P.....1994
Shawn Clark, 1B.....1996
Jason Swearingen, P.....1996
Darin Kinsolving, 3B.....1998
Phil Warren, OF.....1999
Kyle Yount, 2B.....1999
Tommy Thomas, P.....2000
Mark Frazier, P.....2002
Brian Hopkins, OF.....2002
Ernie Bracamonte, SS.....2004



COACHING STAFF

COACHING STAFF



Coaching Staff



Mark Hogan is the winningest coach in Southeast Missouri State University baseball history.

Hogan became the program's fourth head coach in 1995, and has since compiled a 439-373-1 record in 15 seasons as the Redhawks skipper.

A native of Cape Girardeau, Hogan enters his 16th year with a total of 834 wins between the NCAA Division I, NCAA Division II and NJCAA Division I ranks.

Southeast has become one of the elite teams in the Ohio Valley Conference under Hogan's watch. Not only have the Redhawks made the OVC Tournament 15-straight years, but they racked up 209 conference victories, one regular-season title (2002) and two OVC Tournament championships (1998, 2002) along the way. Southeast also played in the OVC Tournament title game seven times and made two NCAA Regional appearances. Hogan's clubs have earned 15 or more league wins in eight of his 15 seasons.

Hogan has achieved many milestones throughout his illustrious coaching career. Most

recently, he recorded his 800th victory with an 8-4 win at then-No. 16 Alabama on Feb. 22, 2009. In 2008, Hogan became the first head coach in Southeast baseball history to win 400 games. A year before that, he became the Redhawks all-time winningest coach, surpassing the legendary Joe Uhls. Hogan, who has 28 years of head coaching experience, also became the first in school history to win 30 games in a season, a feat he has accomplished on seven occasions.

In 2002, Hogan led Southeast to a school-record 37 wins and was named the OVC's Coach-of-the-Year.

The Redhawks have enjoyed unprecedented success both on and off the field with Hogan as their coach.

In fact, 16 of his players have earned either OVC Rookie, Player or Pitcher-of-the-Year honors. Hogan has also coached 11 All-Americans, with the most current being catcher Jim Klocke. Klocke will return for his senior season after becoming Southeast's first draft pick since 2003 when he was selected in the 46th round by the St. Louis Cardinals last June.

Academically, the Southeast baseball team recorded a 3.3 grade point average for the 2009 fall semester. In all, 24 players registered at least a 3.0 GPA and six earned a perfect 4.0 during that term. In addition, six Redhawks earned the OVC Medal of Honor, which goes to those student-athletes who achieve the highest GPA in a conference-sponsored sport.

Hogan has encouraged his players to get involved in the community, as well. After Hurricane Katrina hit in 2005, the baseball team organized a clothing drive to help benefit approximately 175 victims who relocated to Kennett, Mo.

Hogan transferred to Southeast Missouri State from Mineral Area College. He was a member of Southeast's 1976 baseball team which finished third at the NCAA Division II College World Series. The 1976 squad later became the first baseball team to be inducted

into the Southeast Missouri State Athletics Hall of Fame in 2006.

He graduated with a Bachelor of Science degree from Southeast in 1977 and went on to serve as a graduate assistant at Mississippi State in 1978-79.


Hogan then accepted his first head coaching position at Lurleen B. Wallace College in 1982. He went 230-147 in eight seasons at Lurleen and led his 1988 squad to a 38-16 record, AJCAA title and NJCAA Region XXII Championship. In addition, Hogan was named Alabama Junior College Athletics Association Coach-of-the-Year.

In 1990, Hogan moved to the NCAA Division II level. In five years at West Alabama, he registered a 155-110-2 record, won two Gulf South Conference Championships (1992, 1994), one NCAA Division II South Central Region Championship (1992) and finished fifth





Coaching Staff



at the 1992 NCAA Division II College World Series. His colleagues voted him Gulf South and South Central Region Coach-of-the-Year for his efforts.

Hogan resides in Cape Girardeau with his wife, Becky. They have three daughters: Julie, Christie and Betsy. Julie resides

in Jackson, Miss., with her husband, Mitch Ogles, daughter, Caroline Mae and son, Chapman Lee Ogles. Chapman Lee is Mark and Becky's first grandchild. Christie and her husband, Billy Puckett, live in Cape Girardeau. Betsy is currently a student at Southeast.

Hogan's Year-by-Year Records

Year	School	Affiliation	Conf. (Div.)	Finish	Record	Pct.
1982	Lurleen B. Wallace CC	NJCAA I	AJCAA (South)	1st	32-14	.696
1983	Lurleen B. Wallace CC	NJCAA I	AJCAA (South)	1st	23-17	.575
1984	Lurleen B. Wallace CC	NJCAA I	AJCAA (South)	1st	29-19	.604
1985	Lurleen B. Wallace CC	NJCAA I	AJCAA (South)	1st	26-16	.619
1986	Lurleen B. Wallace CC	NJCAA I	AJCAA (South)	4th	24-26	.480
1987	Lurleen B. Wallace CC	NJCAA I	AJCAA (South)	1st	29-19	.604
1988	Lurleen B. Wallace CC	NJCAA I	AJCAA (South)	*	38-16	.704
1989	Lurleen B. Wallace CC	NJCAA I	AJCAA (South)	3rd	29-20	.592

Overall Record at Lurleen B. Wallace CC..... 230-147 .610

* Region XII Champion

Year	School	Affiliation	Conf. (Div.)	Finish	Record	Pct.
1990	West Alabama	NCAA II	Gulf South (West)	2nd	30-24	.537
1991	West Alabama	NCAA II	Gulf South (West)	3rd	32-13-1	.707
1992	West Alabama	NCAA II	Gulf South	^	37-25	.597
1993	West Alabama	NCAA II	Gulf South	4th	22-26	.458
1994	West Alabama	NCAA II	Gulf South (West)	1st	34-22-1	.605

Overall Record at West Alabama..... 155-110-2 .584

^ Fifth at Division II College World Series

Year	School	Affiliation	Conf.	Finish	Record	Pct.
1995	Southeast Missouri	NCAA I	Ohio Valley	2nd	32-21	.604
1996	Southeast Missouri	NCAA I	Ohio Valley	4th	25-23-1	.520
1997	Southeast Missouri	NCAA I	Ohio Valley	2nd	24-33	.421
1998	Southeast Missouri	NCAA I	Ohio Valley	1st%	32-24	.571
1999	Southeast Missouri	NCAA I	Ohio Valley	2nd	27-27	.500
2000	Southeast Missouri	NCAA I	Ohio Valley	2nd	37-17	.685
2001	Southeast Missouri	NCAA I	Ohio Valley	2nd	34-20	.630
2002	Southeast Missouri	NCAA I	Ohio Valley	1st%	37-20	.649
2003	Southeast Missouri	NCAA I	Ohio Valley	2nd	31-20	.608
2004	Southeast Missouri	NCAA I	Ohio Valley	2nd	29-28	.509
2005	Southeast Missouri	NCAA I	Ohio Valley	5th	24-32	.429
2006	Southeast Missouri	NCAA I	Ohio Valley	6th	23-33	.411
2007	Southeast Missouri	NCAA I	Ohio Valley	3rd	32-24	.571
2008	Southeast Missouri	NCAA I	Ohio Valley	2nd	26-26	.500
2009	Southeast Missouri	NCAA I	Ohio Valley	4th	26-25	.510

Overall Record at Southeast Missouri..... 439-373-1 .507

% NCAA Regionals and OVC Tournament Champions; 2002 OVC Regular-Season Champions

Career Record (28 Seasons): 824-630-3

Ohio Valley Conference Record: 209-140-1

NCAA Division I Record (15 Seasons): 439-373-1

NCAA Division II Record (Five Seasons): 155-110-2

NJCAA Division I Record (Eight Seasons): 230-147

REDHAWKS-BASEBALL

Coaching Staff



Chris Cafalone is in his fourth year as the Redhawks hitting instructor and infield/catchers coach.

Cafalone was hired as an assistant coach at Southeast Missouri State on Aug. 29, 2006 after spending 11 years in various coaching roles.

Southeast set school records in fielding percentage during Cafalone's first two years as infield coach. The Redhawks finished the 2007 season with a .965 mark, before topping that with a .968 percentage in 2008. Southeast also ranked second (2008) and third (2007) in the Ohio Valley Conference in fielding percentage those years.

Offensively, Cafalone led the Redhawks to a team batting average of .316 in 2009, marking the first time in five years where Southeast hit over .300 in a season. Since Cafalone took over as hitting coach, the Redhawks have improved their batting average by 43 points from .273 in 2007 to .316 a year ago. He has also seen at least one hitter rank among the top-10 conference leaders in batting average during two of the last three years.

Prior to joining the South-

east staff, Cafalone spent five years as a head coach at Onondaga Community College in Syracuse, N.Y., where he led the Lazars to the postseason three times. He coached the Central baseball team in the Empire State Games and mentored two draft picks in Pat Corbin (Supplemental pick of Philadelphia in 2009) and Philip Pohl (46th-round pick of Tampa Bay). Pohl was the 2008 New York High School Player-of-the-Year. Cafalone also lettered as a catcher at Onondaga in 1990.

Before that, Cafalone worked in the same capacity for six years at Barry University, an NCAA Division II institution located in Miami Shores, Fla. He compiled an overall record of 179-144 en route to becoming the Buccaneers all-time winningest coach. Cafalone was named the Sunshine State Conference Coach-of-the-Year in 1998 and 2001, and led Barry to its first-ever NCAA Division II Tournament berth in 1998.

Cafalone was an assistant at Barry for two years before being promoted to head coach in 1995. As an assistant, he worked primarily with the catchers and

infielders. Cafalone sculpted a defense which led the nation in double plays that year.

A native of Oswego, N.Y., Cafalone began his coaching career as a graduate assistant at Hardin-Simmons in 1992. He also spent time coaching in the NCAA-sanctioned summer wood bat Northeast Collegiate Baseball League.

Cafalone earned a bachelor's degree in communications

from Hardin-Simmons in 1992 and an associate's degree from Onondaga CC in 1990.

He played college baseball at both Onondaga and Utica (N.Y.) College before transferring to Hardin-Simmons, where he played catcher and was a designated hitter. Cafalone was the recipient of the HSU Coaches Award in 1991.

Cafalone has one son, Anthony, who is 13.





Coaching Staff



Rick McCarty

31

Second Season
Murray State, 2003

Assistant Coach

Rick McCarty is set to begin his second season as the pitching coach at Southeast Missouri State.

McCarty coached for five years at perennial NCAA Division II power Delta State, where he oversaw the pitching staff. The Statesman averaged 47 wins per year and set a school record with 54 victories en route to winning the school's first national championship in 2004. Four years later, Delta State finished the regular-season ranked No. 1 in the country. The Statesmen won their conference regular-season and tournament titles, while setting a school record with 24-consecutive victories.

Several of McCarty's Delta State pitchers ranked nationally in ERA. He also saw two of his pitchers earn American Baseball Coaches Association/Rawlings South Central Region Pitcher-of-the-Year honors, five garnered All-American status and 19 earned Gulf South Conference accolades.

Six Statesmen pitchers went on to sign professional contracts under McCarty's tutelage, including, Brent Leach, who is currently on the Los Angeles Dodgers 40-man roster.

McCarty recruited several standout position players, including Jareck West (drafted by Oakland in 2007), Chris Clark (2007 Rawlings First-Team Gold Glove All-American) and Rickey Noland (2008 Gulf South Conference Player-of-the-Year and ABCA All-American).

Prior to Delta State, McCarty coached for one season at his alma mater, Murray State. The Thoroughbreds won the OVC Tournament for the first time in 24 years and advanced to the NCAA Regional in Hattiesburg, Miss., during his only year on the staff.

McCarty, who hails from Campbellsville, Ky., graduated from Murray State in 2003. He played college baseball for four years, including two at John A. Logan College and two at Murray State. He was the Thoroughbreds closer, and tied a single-season record with eight saves in 2001. McCarty also had two wins against Southeast, one of which came in a 10-inning contest at the 2002 OVC Tournament.

McCarty and his wife, Rayna, reside in Cape Girardeau with their 2-year old daughter, Mya Grace. They are expecting their second child in April.




Dave Lawson

12

First Season
Southeast Missouri State, 2003

Volunteer Assistant



Andy Bond
Manager



Brett Kolons
Manager



Sean Stevenson
Manager



Austin Lamkey
Manager



Athletics Administration



John Shafer
Director of Athletics



Cindy Gannon
Associate Director of
Athletics/SWA



Frank M. Cuervo
Associate Director
of Athletics/External
Affairs



Brady Barke
Assistant Athletic
Director/Compliance



Torry Rollins
Assistant Athletic
Director/Finance



Greg Brune
Director of Athletic
Development



Kent Phillips
Coordinator of
Facilities/Event
Management



Sharon Burgard
Director of Academic
Services



Bobby Brune
Marketing &
Promotions
Coordinator



Jan Onderdonk
Senior Administrative
Assistant



Joyce Penny
Ticket Manager/
Student Accountant



Marcia Hendrix
Assistant Ticket
Manager/Insurance



Sonya Bain
Compliance/
Academic Services



Dr. James Champine
Faculty Athletics
Representative



Jeff Lee
Strength &
Conditioning Coach



Robbie Rasco
Equipment
Manager



Jeff Honza
Sports Information
Director



Ron Hines
Special Events
Coordinator



Alfred Castillo
Head Athletic
Trainer



Patrick Clark
Assistant Sports
Information Director



Nathan Saverino
Marketing &
Promotions Grad Asst.



Lauren Scannell
Academic Services
Graduate Assistant



Matt Carter
Compliance
Graduate Assistant



Brett Maikowski
Sports Information
Assistant



SEASON PREVIEW

2016-2017 SEASON PREVIEW



Season Outlook



Southeast enters the 2010 campaign with its largest team under veteran head coach Mark Hogan.

The Redhawks roster goes 35-deep with five position starters and seven pitchers returning from a team which went 26-25 overall and finished fourth in the Ohio Valley Conference at 12-11 last season. Southeast also welcomes 19 newcomers to this year's squad.

"We have a lot of depth and there is plenty of potential for this year's club to succeed," said Hogan, who is in his 16th year as the Redhawks skipper. "Obviously, we have some question marks, but overall, we have a nice blend of pitching, hitting and defense."

Twelve of Southeast's newcomers are junior college transfers. These individuals should create a lot of excitement.

"You normally don't have that much turnover," said Hogan. "Competition for starting positions will be intense and there will be many early

opportunities given to several different players until we can establish the right lineup combinations."

Catching

Jim Klocke (*St. Louis, Mo./St. John Vianney H.S.*), the most decorated player on the team, will resume his role as Southeast's starting catcher.

Klocke, a 46th-round draft pick of the St. Louis Cardinals, opted to return for his senior year. He has earned All-American honors and First-Team All-OVC accolades multiple times in his career. Klocke is also a great student, who carried a perfect 4.0 grade point average en route to garnering Second-Team *ESPN The Magazine/CoSIDA Academic All-American* laurels in 2009.

"Jim is a thrill to coach and one of those guys every coach dreams about getting the chance to work with," said Hogan. "He's a true scholar-athlete in every respect."

Junior **Ky Burgess** (*Broken Arrow, Okla./Seminole State JC*) is expected to share time

with Klocke behind the plate.

Burgess, who played in the Junior College World Series at Seminole State, warrants everyday consideration because of his size and experience. Therefore, he could see action at catcher, first base or as a corner outfielder.

Junior **Tim Rupp** (*Florisant, Mo./Forest Park CC*) and sophomore **Jesse Tierney** (*St. Louis, Mo./St. John Vianney H.S.*) are the other catchers on this year's team.

Tim is the younger brother of Brian Rupp, who is currently a minor league baseball manager of the Wilmington Blue Rocks in the Kansas City Royals organization. Brian was also drafted by the St. Louis Cardinals in the 43rd round of the 1992 amateur draft and played seven seasons of pro ball, reaching as high as AAA.

Tierney played mainly when Klocke went to the mound last season.

Infield

The Redhawks return two starters on the left side of the infield in junior **Trenton Moses** (*Advance, Mo./Advance H.S.*) and sophomore **Kenton Parmley** (*Goreville, Ill./Goreville H.S.*). Moses is back at third base, while Parmley returns at shortstop.

Moses hit .258 with 31 runs scored, 11 doubles, two home runs and 24 RBI in 47 starts at the hot corner a year ago.

Parmley started all but one game at shortstop, hitting .306 as a freshman.

Rupp and junior **Casey Jones** (*St. Louis, Mo./Forest Park CC*) will challenge at third.

Jones polished off a nice junior college career when he hit .358 with 15 doubles and 57 RBI at Forest Park CC in

2009.

The right side of the infield is up for grabs after the loss of starters Tony Spencer (2B) and Matt Wagner (1B).

Sophomore **Kody Campbell** (*Oran, Mo./Oran H.S.*) is the frontrunner at first base, while junior **Taylor Heon** (*Pacifica, Calif./Skyline CC*) and freshman **Bobby Colucci** (*Schaumburg, Ill./Conant H.S.*) are battling at second.

Campbell hit just under .300 (.298), primarily as the Redhawks designated hitter last season.

Burgess could also be a possibility at first.

Heon comes to Southeast from Skyline Community College, where he was the 2009 Rawlings Gold Glove winner of the Pacific Division.

Colucci, who played second, shortstop and third during his prep career, was a two-time All-Conference pick at Conant High School.

Freshman **Derek Gibson** (*Bonne Terre, Mo./North County H.S.*) is the latest addition to Southeast's infield.

Gibson, who redshirted at quarterback for the Redhawks football team last fall, was a two-sport athlete at North County High School.

Outfield

Despite losing two starters, Southeast's outfield appears to be a strong point.

Redshirt-junior **Louie Haseltine** (*St. Louis, Mo./De Smet Jesuit H.S.*) looks to fill the void left by Justin Wheeler in left field.

Haseltine had a breakout season in 2009, earning Second-Team All-OVC honors at designated hitter. He hit .325 and boasted a team-high .667 slugging percentage in 45 games and 34 starts.



Season Outlook

"Louie brings a strong bat to our lineup," said Hogan. "He has the ability to be one of the best defenders at the corner outfield spots."

Senior **Nick Harris** (*Alabaster, Ala./Thompson H.S.*) enters his second year as Southeast's starting center fielder.

Harris, who has also seen significant playing time at shortstop, started 49 of 50 games last season. He hit .254 with 35 runs scored, 16 doubles, six home runs, a triple and 35 RBI. Harris finished second on the team with 17 stolen bases.

"Nick had a good fall and we definitely count on him being a big contributor for us," commented Hogan.

Junior **Blake Slattery** (*Cape Girardeau, Mo./Cape Central H.S.*) is expected to replace Tyrell Cummings in right.

Slattery was bothered by some injuries which limited him to 13 games last year, but is healthy entering the 2010 season.

Newcomers Burgess, junior **Brennan Malham** (*Auburn, Ill./Lincoln Land CC*) and freshman **Cole Bieser** (*St. Louis, Mo./Valle Catholic H.S.*) could also make an immediate impact along the wall.

Malham was a First-Team All-Region, All-Conference and All-Sectional pick at Lincoln Land Community College last season.

Meanwhile, Bieser was a two-time First-Team All-Conference and All-State honoree at Valle Catholic High School. His father, Steve, played baseball at Southeast and is a former Major Leaguer, who was known primarily for catching and playing all three outfield positions. He was drafted by Philadelphia in 1989 and made it to AAA within the Phillies

organization, before making his Major League debut with the New York Mets in 1997. He then concluded his professional career with the Pittsburgh Pirates.

Juniors **Brett Russell** (*Mt. Morris, Ill./Kankakee CC*), and **Greg Dambach** (*St. Louis, Mo./Oakville H.S.*), and freshmen **Ryan Abernathy** (*St. Louis, Mo./Marquette H.S.*), **Stephen Massie** (*St. Louis, Mo./St. John Vianney H.S.*) and **Andrew Hendrian** (*Decatur, Ill./Meridian H.S.*) round out the outfielders on this year's team.

Pitching

Although the Redhawks had their share of problems on the mound towards the end of last season, pitching figures to be a major strength in 2010.

Southeast has 14 pitchers on the roster, giving second-year pitching coach Rick McCarty a lot of options.

"We have a good group of guys who have been working extremely hard," said McCarty. "They have done everything we've asked of them at this point."

The Redhawks return seniors **Kyle Gumieny** (*RHP, St. Louis, Mo./St. John Vianney H.S.*), **John Salazar** (*RHP, La Palma, Calif. (RHP, Golden West CC)*) and **Kirk Boeller** (*RHP, Cape Girardeau, Mo./Notre Dame H.S.*) and juniors **Josh Syberg** (*LHP, St. Louis, Mo./St. John Vianney H.S.*), **Corey Harness** (*RHP, Spring, Texas/Klein Collins H.S.*) and **Brad LaBruyere** (*RHP, Cape Girardeau, Mo./Cape Central H.S.*).

Gumieny is projected to be the No. 1 starter in this year's rotation. He spent most of last season in the same role, making 13 appearances and 12 starts. Gumieny went 3-2 and

tied for second on the team in wins.

Juniors **Jon Dicus** (*RHP, Rochelle, Ill./Kankakee CC*), **Logan Mahon** (*LHP, St. Elmo, Ill./Kaskaskia College*), **Jordan Underwood** (*Edmond, Okla./Seminole State JC*) and Harness are other viable weekend starters.

Dicus, one of eight new pitchers on the team, was a First-Team All-Region IV selection at Kankakee Community College.

Mahon joins the Redhawks from Kaskaskia College, where he earned All-Conference, All-Region and Academic All-American honors a year ago.

Underwood was on the Preseason Players to Watch List at Seminole State Junior College in 2009.

Harness led the Redhawks with a 4.55 ERA in nine appearances and four starts last season.

Syberg, who also has experience as a starter, is currently out after undergoing shoulder surgery in the fall. His return is undetermined at this time.

Junior **Nick Thomas** (*RHP, Plano, Texas/McLennan CC*) and freshman **Shae Simmons** (*RHP, Scott City, Mo./Scott*

City H.S.) could see action as either a starter or reliever.

Thomas attended McLennan Community College, while Simmons was a two-time All-Scott Mississippi Conference pick at nearby Scott City High School.

Juniors **Jacob Wente** (*Steelville, Ill./Rend Lake College*) and **Trent Wise** (*Bentonville, Ark./Crowder CC*), along with Klocke, Boeller and LaBruyere are formidable situational pitchers.

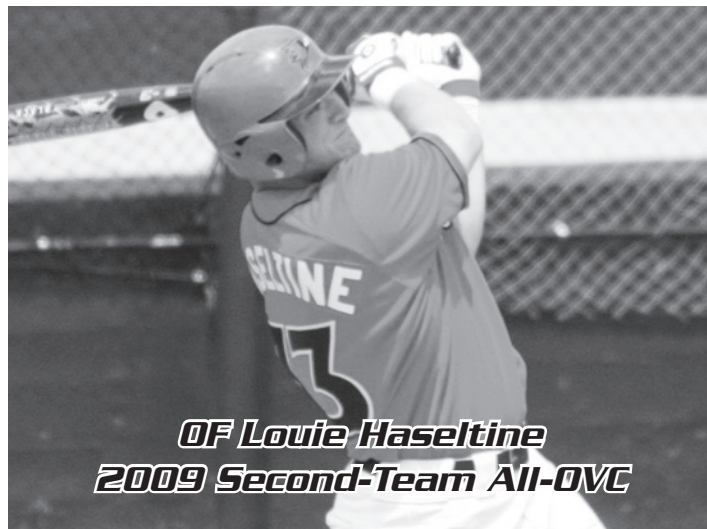
Junior **Michael Adamson** (*Freeburg, Ill./John A. Logan College*) could be the team's top set-up man, while Wise looks to take over as the Redhawks closer.

Adamson is a dual-threat, who can pitch and play outfield, while Wise set a school record in saves at Crowder Community College.

Klocke led the Redhawks with seven saves as the team's closer last season, but this year McCarty looks to use him less in that role.

"It's not ideal to have your starting catcher be your closer," he said.

However, Klocke will be available in certain situations if the need arises.



OF Louie Haseltine
2009 Second-Team All-OVC

REDHAWKS-BASEBALL

Roster

Numerical

No.	Name	Cl.	Pos.	B-T	Ht.	Wt.	Hometown (Last School)
1	Michael Adamson	Jr.	LHP/OF	R-L	6-0	194	Freeburg, Ill. (John A. Logan College)
2	John Salazar	Sr.	RHP	R-R	5-10	180	La Palma, Calif. (Golden West CC)
3	Ky Burgess	Jr.	C/INF	R-R	6-2	215	Broken Arrow, Okla. (Seminole State JC)
4	Kenton Parmley	So.	INF	R-R	6-1	195	Goreville, Ill. (Goreville H.S.)
5	Taylor Heon	Jr.	INF	R-R	5-8	187	Pacific, Calif. (Skyline CC)
6	Brett Russell	Jr.	OF	L-L	5-11	170	Mt. Morris, Ill. (Kankakee CC)
7	Cole Bieser	Fr.	OF	R-R	5-11	180	Ste. Genevieve, Mo. (Valle Catholic H.S.)
8	Nick Harris	Sr.	OF	R-R	6-0	180	Alabaster, Ala. (Thompson H.S.)
9	Trenton Moses	Jr.	INF	R-R	6-4	210	Advance, Mo. (Advance H.S.)
10	Logan Mahon	Jr.	LHP	L-L	6-2	190	St. Elmo, Ill. (Kaskaskia College)
11	Jesse Tierney	So.	C	L-R	6-0	190	St. Louis, Mo. (St. John Vianney H.S.)
13	Josh Syberg	Sr.	LHP	L-L	5-11	160	St. Louis, Mo. (St. John Vianney H.S.)
14	Greg Dambach	R-Jr.	OF	R-R	5-10	185	St. Louis, Mo. (Oakville H.S.)
15	Jim Klocke	Sr.	C	L-R	6-0	205	St. Louis, Mo. (St. John Vianney H.S.)
16	Kyle Gumieny	Sr.	RHP	R-R	6-5	195	Parker, Colo. (Lamar CC)
17	Jordan Underwood	Jr.	LHP	L-L	6-2	190	Edmond, Okla. (Seminole State JC)
18	Brad LaBruyere	Jr.	RHP	R-R	6-0	190	Cape Girardeau, Mo. (Cape Central H.S.)
19	Kirk Boeller	Sr.	RHP	R-R	6-0	165	Cape Girardeau, Mo. (Notre Dame H.S.)
20	Kody Campbell	So.	INF	L-R	6-4	220	Oran, Mo. (Oran H.S.)
21	Shae Simmons	Fr.	RHP	R-R	6-0	177	Scott City, Mo. (Scott City H.S.)
22	Bobby Colucci	Fr.	INF	L-R	5-8	160	Schaumburg, Ill. (Conant H.S.)
24	Nick Thomas	Jr.	RHP	R-R	6-1	215	Plano, Texas (McLennan CC)
25	Brennan Malham	Jr.	OF	R-R	5-11	200	Auburn, Ill. (Lincoln Land CC)
26	Jon Dicus	Jr.	RHP	R-R	6-0	183	Rochelle, Ill. (Kankakee CC)
27	Jacob Went	Jr.	RHP	R-R	6-4	183	Steeleville, Ill. (Rend Lake College)
28	Blake Slattery	Jr.	OF	R-R	6-3	210	Cape Girardeau, Mo. (Cape Central H.S.)
30	Trent Wise	Jr.	RHP	R-R	5-11	199	Bentonville, Ark. (Crowder CC)
32	Tim Rupp	Jr.	C/INF	R-R	6-0	172	Florissant, Mo. (Forest Park CC)
33	Louie Haseltine	R-Jr.	OF	R-L	6-1	200	St. Louis, Mo. (De Smet Jesuit H.S.)
35	Ryan Abernathy	Fr.	OF	R-R	5-9	160	St. Louis, Mo. (Marquette H.S.)
36	Corey Harness	R-Jr.	RHP	R-R	5-11	175	Spring, Texas (Klein Collins H.S.)
37	Casey Jones	Jr.	INF	R-R	6-1	219	St. Louis, Mo. (Forest Park CC)
38	Stephen Massie	R-Fr.	OF	R-R	5-10	190	St. Louis, Mo. (St. John Vianney H.S.)
39	Andrew Hendrian	Fr.	OF	L-R	5-9	175	Decatur, Ill. (Meridian H.S.)
40	Derek Gibson	R-Fr.	INF	R-R	6-3	210	Bonne Terre, Mo. (North County H.S.)

Coaches

- 29 Mark Hogan, Head Coach (16th Season, Southeast Missouri State, 1977)
- 34 Chris Cafalone, Assistant Coach (Fourth Season, Hardin-Simmons, 1992)
- 31 Rick McCarty, Assistant Coach (Second Season, Murray State, 2003)
- 12 Dave Lawson, Volunteer Assistant (First Season, Southeast Missouri State, 2003)

Pronunciation Guide

Cole Bieser	BEE-zuhr
Kirk Boeller	BELL-er
Bobby Colucci	Co-lou-CHEE
Greg Dambach	DAHMH-bahk
Jon Dicus	DYE-cus
Kyle Gumieny	GOO-MEN-ee
Louie Haseltine	HAY-zuhl-teen
Taylor	HEE-on
Jim Klocke	CLOCK-ee
Brad LaBruyere	LAW-bruh-YAIR
Jacob Went	WHEN-tee



Alphabetical

No.	Name	Cl.	Pos.	Ht.	Wt.
35	Ryan Abernathy	Fr.	OF	5-9	160
1	Michael Adamson	Jr.	LHP/OF	6-0	194
7	Cole Bieser	Fr.	OF	5-11	180
19	Kirk Boeller	Sr.	RHP	6-0	165
3	Ky Burgess	Jr.	C/INF	6-2	215
20	Kody Campbell	So.	INF	6-4	220
22	Bobby Colucci	Fr.	INF	5-8	160
14	Greg Dambach	R-Jr.	OF	5-10	160
26	Jon Dicus	Jr.	RHP	6-0	183
40	Derek Gibson	R-Fr.	INF	6-3	210
16	Kyle Gumieny	Sr.	RHP	6-5	195
36	Corey Harness	R-Jr.	RHP	5-11	175
8	Nick Harris	Sr.	OF	6-0	180
33	Louie Haseltine	R-Jr.	OF	6-1	200
39	Andrew Hendrian	Fr.	OF	5-9	175
5	Taylor Heon	Jr.	INF	5-8	170
37	Casey Jones	Jr.	INF	6-1	219
15	Jim Klocke	Sr.	C	6-0	205
18	Brad LaBruyere	Jr.	RHP	6-0	190
10	Logan Mahon	Jr.	LHP	6-2	190
25	Brennan Malham	Jr.	OF	5-11	200
38	Stephen Massie	R-Fr.	OF	5-10	190
9	Trenton Moses	Jr.	INF	6-4	210
4	Kenton Parmley	So.	INF	6-1	195
32	Tim Rupp	Jr.	C	6-0	172
6	Brett Russell	Jr.	OF	5-11	187
2	John Salazar	Sr.	RHP	5-10	180
21	Shae Simmons	Fr.	RHP	6-0	177
28	Blake Slattery	Jr.	OF	6-3	210
13	Josh Syberg	Sr.	LHP	5-11	160
24	Nick Thomas	Jr.	RHP	6-1	215
11	Jesse Tierney	So.	C	6-0	190
17	Jordan Underwood	Jr.	LHP	6-2	190
27	Jacob Went	Jr.	RHP	6-4	183
30	Trent Wise	Jr.	RHP	5-11	199

Roster Breakdown

Seniors	6
Juniors	19
Transfers	12
Sophomores	3
Freshmen	7
Position Starters Returning/Lost	5/4
Pitchers Returning/Lost	7/5
Lettermen Returning/Lost	15/7
Newcomers	19

Breakdown by State

Alabama	1
Arkansas	1
California	2
Colorado	1
Illinois	9
Missouri	17
Oklahoma	2
Texas	2




Radio/Television Roster



1
MICHAEL ADAMSON
6-0 • 194 • Jr. • P/OF
Freeburg, Ill.




2
JOHN SALAZAR
5-10 • 180 • Sr. • P
La Palma, Calif.



3
KY BURGESS
6-2 • 215 • Jr. • C/INF
Broken Arrow, Okla.




4
KENTON PARMLEY
6-1 • 195 • So. • INF
Goreville, Ill.



5
TAYLOR HEON
5-8 • 170 • Jr. • INF
Pacifica, Calif.



6
BRETT RUSSELL
5-11 • 187 • Jr. • OF
Mt. Morris, Ill.



7
COLE BIESER
5-11 • 180 • Fr. • OF
Ste. Genevieve, Mo.




8
NICK HARRIS
6-0 • 180 • Sr. • OF
Alabaster, Ala.




9
TRENTON MOSES
6-4 • 210 • Jr. • INF
Advance, Mo.



10
LOGAN MAHON
6-2 • 190 • Jr. • P
St. Elmo, Ill.



11
JESSE TIERNEY
6-0 • 190 • So. • C
St. Louis, Mo.



13
JOSH SYBERG
6-0 • 160 • Sr. • P
St. Louis, Mo.



14
GREG DAMBACH
5-10 • 185 • Jr. • OF
St. Louis, Mo.



15
JIM KLOCKE
6-0 • 205 • Sr. • C
St. Louis, Mo.



16
KYLE GUMIENY
6-5 • 195 • Sr. • P
Parker, Colo.



17
JORDAN UNDERWOOD
6-2 • 190 • Jr. • P
Edmond, Okla.



18
BRAD LABRUYERE
6-0 • 190 • Jr. • P
Cape Girardeau, Mo.



19
KIRK BOELLER
6-0 • 165 • Sr. • P
Cape Girardeau, Mo.



20
KODY CAMPBELL
6-4 • 220 • So. • INF
Oran, Mo.



21
SHAE SIMMONS
6-0 • 177 • Fr. • P
Scott City, Mo.



22
BOBBY COLUCCI
5-8 • 160 • Fr. • INF
Schaumburg, Ill.




24
NICK THOMAS
6-1 • 215 • Jr. • P
Plano, Texas



25
BRENNAN MALHAM
5-11 • 200 • Jr. • OF
Auburn, Ill.



26
JON DICUS
6-0 • 183 • Jr. • P
Rochelle, Ill.



27
JACOB WENTE
6-4 • 183 • Jr. • P
Steeleville, Ill.



28
BLAKE SLATTERY
6-3 • 210 • Jr. • OF
Cape Girardeau, Mo.



30
TRENT WISE
5-11 • 199 • Jr. • P
Bentonville, Ark.



32
TIM RUPP
6-0 • 172 • Jr. • C/INF
Florissant, Mo.



33
LOUIE HASELTINE
6-1 • 200 • Jr. • OF
St. Louis, Mo.



35
RYAN ABERNATHY
5-9 • 160 • Fr. • OF
St. Louis, Mo.



36
COREY HARNESS
5-11 • 175 • Jr. • P
Spring, Texas



37
CASEY JONES
6-1 • 219 • Jr. • INF
St. Louis, Mo.



38
STEPHEN MASSIE
5-10 • 190 • R-Fr. • OF
St. Louis, Mo.



39
ANDREW HENDRIAN
5-9 • 175 • Fr. • OF
Decatur, Ill.



40
DEREK GIBSON
6-3 • 210 • R-Fr. • INF
Bonne Terre, Mo.



29
MARK HOGAN
Head Coach
16th Year



34
CHRIS CAFALONE
Assistant Coach
Fourth Year



31
RICK MCCARTY
Assistant Coach
Second Year



12
DAVE LAWSON
Volunteer Assistant
First Year

RED HAWKS BASEBALL

2010 Calendar Schedule

S	M	T	W	T	F	S
					February 19 at Auburn 3 p.m., CT	20 at Auburn 3 p.m., CT
21 at Auburn 1 p.m., CT	22	23 Mid-Continent 2 p.m., CT	24	25	26 IPFW 2 p.m., CT	27 IPFW 1 p.m., CT
28 IPFW 1 p.m., CT	March 1	2 at Saint Louis 2 p.m., CT	3	4	5 vs. Michigan St. 12:30 p.m., CT; at Miss. State, 4 p.m., CT	6 at Miss. St. 4 p.m., CT
7 vs. Michigan St. 11 a.m., CT	8	9 Missouri State 3 p.m., CT	10 Missouri State 2 p.m., CT	11	12	13 North Dakota (DH) 1 p.m., CT
14 North Dakota 1 p.m., CT	15	16 Freed-Hardeman 3 p.m., CT	17	18	19 Valparaiso 3 p.m., CT	20 Valparaiso 1 p.m., CT
21 Valparaiso 1 p.m., CT	22	23 Saint Louis 3 p.m., CT	24 Arkansas State 6:30 p.m., CT	25	26	27 at Morehead St. (DH)*, Noon, CT
28 at Morehead St.* Noon, CT	29	30	31	April 1	2 Eastern Ky. (DH)* 1 p.m., CT	3 Eastern Ky.* 1 p.m., CT
4	5	6 Southern Illinois 3 p.m., CT	7	8	9	10 Tenn. Tech (DH)* 1 p.m., CT
11 Tenn. Tech* 1 p.m., CT	12	13	14 at Arkansas State 6:30 p.m., CT	15	16	17 at UT Martin (DH)* 1 p.m., CT
18 at UT Martin* 1 p.m., CT	19	20 at Southern Illinois 3 p.m., CT	21	22	23	24 at Jacksonville St. (DH)* 1 p.m., CT
25 at Jacksonville St.* 1 p.m., CT	26	27 at Central Arkansas 6:30 p.m., CT	28 at Central Arkansas 3 p.m., CT	29	30	May 1 Murray St. (DH)* 1 p.m., CT
2 Murray St.* 1 p.m., CT	3	4	5	6	7 at Nebraska 6:35 p.m., CT	8 at Nebraska 2:05 p.m., CT
9 at Nebraska 12:05 p.m., CT	10	11	12	13	14	15 Austin Peay (DH)* 1 p.m., CT
16 Austin Peay* 1 p.m., CT	17	18	19	20	21 at Eastern Ill.* (DH) 1 p.m., CT	22 at Eastern Ill.* 1 p.m., CT
23	24	25	26 OVC Tourney	27 OVC Tourney	28 OVC Tourney	29 OVC Tourney
30 OVC Tourney	31	* Denotes Ohio Valley Conference Game ■ Indicates Home Game (All Home Games Played at Capaha Field) Mar. 5-7 - BankFirst Challenge (Starkville, Miss.) All Times Central and Subject to Change				



PLAYER PROFILES

RED HAWKS BASEBALL

Player Profiles




Ryan
Abernathy

35

Fr. • 5-9 • 160 • R/R
St. Louis, Mo. (Marquette H.S.)

Outfield

Prep: Played outfield at Marquette High School...First-Team All-Conference and All-District, and Second-Team All-State as a senior...First-Team All-Conference and honorable mention All-Metro as a junior...Honor Roll student and MAP Scholar all four years. **Personal:** Born July 25, 1990...Majors in Sports Management...Son of David and Anna Abernathy...Favorite type of music is hip hop and R&B...Favorite Major League Baseball player is Jacoby Ellsbury...Most memorable sports moment was a district title his senior year...Chose Southeast because of the baseball program's rich history.



Michael
Adamson

1

Jr. • 6-0 • 194 • R/L
Freeburg, Ill. (John A. Logan College)

Pitcher/Outfield

John A. Logan College: Two-way performer, who played outfield and pitched at John A. Logan College...Led the Volunteers in hitting with a .368 averaged...Garnered NJCAA Academic All-American accolades. **Middle Tennessee State:** Appeared in six games and made one start in the outfield...Posted a 4.56 ERA in 17 appearances and one start on the mound...Worked 23.2 innings with his longest outings of the season lasting 3.2 innings against Belmont and Memphis...Allowed three runs on seven hits against the Bruins...Struck out three and allowed only one hit against the Tigers...Recorded three strikeouts in 1.2 innings against Toledo. **Prep:** Four-year letterman at Freeburg Community High School...Hit .434 in his prep career...Four-time All-Conference and All-Area selection as an outfielder...Selected All-Area as a pitcher his junior year...Scored over 1,000 career points and earned Second-Team All-Conference honors in basketball...Member of the National Honor Society. **Personal:** Born May 16, 1988...Majors in Education...Son of Jon and Betty Adamson...Enjoys playing golf in his free time...Favorite type of music is country...Favorite Major League Baseball player is Ken Griffey Jr...Chose Southeast because of the coaching staff and close proximity to home...Most memorable sports moment was when he hit a walk-off grand slam in the Central Illinois Collegiate League.




Cole
Bieser

7

Fr. • 5-11 • 180 • R/R
Ste. Genevieve, Mo. (Valle Catholic H.S.)

Outfield

Prep: Attended Valle Catholic High School, where he split time between center field and second base...Two-time First-Team All-Conference and All-State honoree...Was named to the KTJJ Dream Team and garnered Senior-of-the-Year honors...Also played football and was both a First-Team All-Southeast Coaches and Second-Team All-Conference defensive back as a junior...Was a Scholar-Athlete in each of his last three years of high school. **Personal:** Born March 29, 1991...Undecided on his major...Son of Steve and Diahann Bieser...His father, Steve, played baseball at Southeast and is a former Major Leaguer, who was known primarily for catching and playing all three outfield positions...He was drafted by Philadelphia in 1989 and made it to AAA within the Phillies organization before making his Major League debut with the New York Mets in 1997...He concluded his professional career with the Pittsburgh Pirates...Most memorable sports moment was winning the state title his senior year.



Kirk
Boeller

19


Sr. • 6-0 • 165 • R/R
Cape Girardeau, Mo. (Notre Dame H.S.)

Pitcher

2009: Made 11 relief appearances in his first year with the program...Went 1-0 with an 11.02 ERA...Earned his first career victory vs. Northern Illinois (3/14) after establishing career-highs in innings pitched (3.0) and strikeouts (2)...Made NCAA debut with a perfect inning vs. Lyon (2/24). **2007-2008:** Attended Southeast, but did not play baseball. **Prep:** First-Team All-Conference and All-District selection at Notre Dame High School in Cape Girardeau, Mo....Played second base, shortstop and pitched...Also played soccer and basketball. **Personal:** Born October 21, 1987...Majors in Elementary Education...Son of Keith and Mary Boeller...His father, Keith, played baseball at Southeast...Enjoys hunting and fishing...Favorite singer is Garth Brooks...Favorite professional athlete is Brett Favre...Chose Southeast because it was close to his hometown.

REDHAWKS-BASEBALL

Player Profiles



Boeller's Single-Game Career-Highs

Innings	3.0	vs. Northern Illinois (3/14/09)
Fewest Hits	0	vs. Lyon College (2/24/09)
Most Hits	4	at Murray State (4/10/09)
Fewest Runs	0	3x, last at Austin Peay (4/25/09)
Most Runs	6	at Murray State (4/10/09)
Fewest Walks	0	4x, last at Arkansas State (4/1/09)
Strikeouts	2	vs. Northern Illinois (3/14/09)



Jr. • 6-2 • 215 • R/R
Broken Arrow, Okla. (Seminole State JC)

Catcher/Infield

Seminole State Junior College: Was teammates with Jordan Underwood at Seminole State Junior College...Played in the Junior College World Series...Named to the Who's Who Among American College Students...Academic All-American. **Prep:** Three-year letterman at Broken Arrow High School...Played catcher and outfield...Earned All-Conference, All-Metro and All-Area honors...Also played football and garnered First-Team All-State, All-Conference, All-District, All-Metro and Defensive Back of the Year accolades...Wendy's High School All-American. **Personal:** Born July 21, 1988...Majors in Business Administration...Son of Kyle and Susan Burgess...Enjoys eating, fishing and spending time with friends...Favorite types of music are rock and country.



So. • 6-4 • 220 • L/R
Oran, Mo. (Oran H.S.)

Infield

2009: OVC Medal of Honor recipient...Played in 24 games and made 16 starts at designated hitter as a freshman...Hit .298 (14-for-47) with four doubles, one home run and eight RBI ...Registered a .447 slugging percentage and .414 on-base percentage... Scored 12 runs and drew eight walks...Singled to left field in his first career at-bat vs. Lyon College (2/24)...Belted a two-run home run in the only at-bat of his first career start vs. St. Catharine (3/4)...Recorded a season-high three hits with a double and two RBI vs. Northern Illinois (3/14)...Matched a season-high two RBI at Murray State (4/11)...Scored a season-high two runs vs. Northern Iowa (3/7) and Jacksonville State (4/4). **Prep:** Earned First-Team Class 1 All-State honors as a senior at Oran High School... Named First-Team All-Scott-Mississippi Conference in all four of his prep seasons...2006 Scott-Mississippi Conference Player-of-the-Year... Was named to the 2006 Midwest Classic All-Tournament Team...Led his team to a third-place finish in Missouri Class 1 in both 2006 and 2008...Two-time First-Team All-Conference and All-Region selection in basketball...Wendy's High School Heisman nominee. **Personal:** Born Dec. 20, 1989...Majors in Sports Management with a minor in Business Administration...Scored a 31 on his ACT and won the Missouri Bright Flight Academic Scholarship ... Enjoys golfing and playing the guitar... Aspires to be a General Manager in Major League Baseball...Favorite Major League Baseball player is Manny Ramirez.

Campbell's Single-Game Career-Highs

At-Bats	4	2x, last vs. Northern Illinois (3/14/09)
Runs	2	2x, last vs. Jacksonville State (4/4/09)
Hits	3	vs. Northern Illinois (3/14/09)
Doubles	1	4x, last vs. Eastern Illinois (5/2/09)
Triples	-	
Home Runs	1	vs. St. Catherine (3/4/09)
RBI	2	3x, last at Murray State (4/11/09)
Stolen Bases	-	

Kirk Boeller's Career Statistics at Southeast Missouri State


Year	ERA	W-L	APP	GS	CG	SHO	SV	IP	H	R	ER	BB	SO	2B	3B	HR	AB	B/Avg.	WP	HBP	BK	SFA	SHA
2009	11.02	1-0	11	0	0	0	0	16.1	24	23	20	11	4	7	1	2	87	.338	2	2	0	1	2

Kody Campbell's Career Statistics at Southeast Missouri State

Year	Avg.	GP-GS	AB	R	H	2B	3B	HR	RBI	TB	SLG%	BB	HBP	SO	GDP	OB%	SF	SH	SB-ATT	PO	A	E	FLD%
2009	.298	24-16	47	12	14	4	0	1	8	21	.447	8	2	6	2	.414	1	1	0-0	2	1	1	.750

REDHAWKS-BASEBALL

Player Profiles



Bobby Colucci

22

Fr. • 5-8 • 160 • L/R
Schaumburg, Ill. (Conant H.S.)

Infield

Prep: Saw action at second base, shortstop and third base as a prep at James B. Conant High School...Two-time All-Conference pick and was named All-Area as a senior...Led the team with 30 RBI, 32 runs scored and 38 hits as a senior...Also led his conference with 28 steals. **Personal:** Born May 29, 1991...Undecided on his major...Son of Tony and Paula Colucci...Enjoys playing football, basketball and soccer...Favorite type of music is hip hop...Favorite Major League Baseball player is Hanley Ramirez...Most memorable sports moment was hitting a game-winning double in the Sectional Championship game as a sophomore...Chose Southeast because of the opportunity to play early in his career.



Greg Dambach

14

RS-Jr. • 5-10 • 185 • R/R
St. Louis, Mo. (Oakville H.S.)

Outfield

2009: Did not see action...OVC Medal of Honor recipient...One of six Redhawks with a 4.0 GPA during the fall, 2009 term. **2008:** Redshirted. **2007:** Saw action in nine games as a reserve outfielder and pinch-runner...Played his first career game at Central Arkansas (3/21)...Registered first career hit with a double vs. Memphis (5/25)...Did not commit an error in the outfield...Southeast Scholar-Athlete. **Prep:** Graduated from Oakville High School...Two-time all-conference selection...Hit .397 with 43 runs scored, 12 doubles, five triples and two home runs for his American Legion team in 2005...Also played basketball and soccer, and was his class's Valedictorian. **Personal:** Born August 15, 1987...Majors in Business...Son of Kim and Mike Dambach...His father and uncle both played baseball at Southeast...His uncle was a member of the 1976 team, which became the first baseball team to be inducted into the Southeast Missouri State Athletics Hall of Fame...Favorite Major League Baseball player is Shane Victorino.

Dambach's Single-Game Career-Highs	
At-Bats	2 4x, last vs. Memphis (4/25/07)
Runs	1 2x, last vs. Memphis (4/25/07)
Hits	1 vs. Memphis (4/25/07)
Doubles	1 vs. Memphis (4/25/07)



Jon Dicus

26

Jr. • 6-0 • 183 • R/R
Rochelle, Ill. (Kankakee CC)

Pitcher

Kankakee Community College: Earned First-Team All-Region IV honors as a sophomore...Garnered NJCAA Academic All-American accolades...Was teammates with Southeast outfielder Brett Russell. **Prep:** Attended Rochelle Township High School, where he was a pitcher and shortstop. **Personal:** Born September 22, 1988...Majors in Agribusiness-Horticulture...Son of Ron and Angie Dicus...Enjoys fishing, movies and watching television...Favorite professional athlete is Michael Jordan...Most memorable sports moment was going to the NJCAA World Series...Chose Southeast because of the great atmosphere and baseball program...His sister, Briana, competed as a gymnast at Michigan State and Northern Illinois.



Derek Gibson

40

Fr. • 6-3 • 210 • R/R
Bonne Terre, Mo. (North County H.S.)

Infield

Recently joined the Redhawks baseball team...Also plays football at Southeast...Redshirted at quarterback in 2009. **Prep:** Two-sport athlete, who played baseball and football at North County High School...Earned All-Conference and All-District honors, and was named the team's Offensive Most Valuable Player in baseball...Three-year starting quarterback...Was All-Conference, All-District, team captain and MVP in football...Member of the National Honor Society and National Honor Society of High School Scholars...Academically, he ranked third in his class. **Personal:** Born February 25, 1991...Majors in Pre-Dentistry...Son



Player Profiles

of David and Lisa Gibson...Enjoys hunting, fishing, floating, skiing and skateboarding...Favorite professional athlete is Derek Jeter...Favorite musical artist is Luke Bryan.



Kyle
Gumieny


16

Sr. • 6-5 • 195 • R/R
Parker, Colo. (Lamar CC)

Pitcher

2009: OVC Medal of Honor recipient...Served as the team's No. 1 starter for most of the season...Tied for second on the team with three wins...Went 3-2 with a 6.86 ERA in 13 appearances and 12 starts...Gave up 47 earned runs in 61.2 innings...Recorded 34 strikeouts and walked 21...Picked up his first career victory vs. Tennessee Tech (3/21) in the Ohio Valley Conference opener...Struck out four in 5.2 innings against the Golden Eagles...Started the Redhawks season-opener at then-No. 16 Alabama (2/20), where recorded four strikeouts and allowed two earned runs in five innings of work...Worked a career-high seven innings against Northern Iowa (3/6) and Jacksonville State (4/5)...Had a career-best five strikeouts at Eastern Kentucky (5/8)...Threw a season-high 122 pitches at Austin Peay (4/25)...Southeast Scholar-Athlete who was named to the Dean's List. **Lamar Community College:** Named First-Team All-Region IX as a freshman after going 7-3 with a 2.24 ERA...Struck out 30 and allowed only three walks in 64.1 innings...Also tossed two shutouts and one no-hitter...Earned Second-Team All-Region IX honors as a sophomore...Went 7-5 with a 2.35 ERA and recorded 57 strikeouts in 80.1 innings that year...Threw seven complete games, posted three shutouts and had one no-hitter as a sophomore...Boasted a perfect 4.0 grade point average. **Prep:** Honorable Mention All-Conference pitcher at Chaparral High School. **Personal:** Born April 5, 1988...Son of Dennis Gumieny and Mary McHugh...Has one brother, Keith...Majors in Engineering Technology.

<i>Gumieny's Single-Game Career-Highs</i>	
Innings	7.0 2x, last vs. Jacksonville State (4/5/09)
Fewest Hits	2 2x, last at Missouri State (3/18/09)
Most Hits	11 2x, last at Austin Peay (4/25/09)
Fewest Runs	1 at Missouri State (3/18/09)
Most Runs	8 at Eastern Kentucky (5/8/09)
Fewest Walks	0 2x, last vs. UT Martin (3/28/09)
Strikeouts	5 at Eastern Kentucky (5/8/09)




Corey
Harness

36

RS-Jr. • 5-11 • 175 • R/R
Spring, Texas (Klein Collins H.S.)

Pitcher

2009: Led the Redhawks with a 4.55 ERA in nine appearances and four starts...Went 0-1 with 23 strikeouts in 29.2 inning...Came on strong late in the season, allowing just nine earned runs over his final 19 innings of work... Established career-highs in innings (7.2) and strikeouts (5) in his OVC Tournament start vs. Morehead State (5/21)...Recorded five strikeouts over three innings of relief at Missouri State (3/17)...Worked 5.2 innings in his first start of the season at Southern Illinois (4/14)...Allowed just one earned run in 5.2 innings out of the bullpen at Morehead State (5/16). **2008:** Appeared in five games, while making two starts...Finished with a 0-2 record and 12.27 ERA...Struck out seven, gave up 12 hits and allowed 10 earned runs in 7.1 innings...Made his Southeast debut at Arkansas-Pine Bluff (2/23), where he struck out two in two scoreless innings...Made first career start and posted season-highs in innings (3.0) and strikeouts (4) vs. Arkansas State (4/9). **2007:** Redshirted...Southeast Scholar-Athlete. **Prep:** Attended Klein Collins High School, where he was a Second-Team All-District pitcher as a senior. **Personal:** Born June 25, 1988...Majors in Biomedical Sciences...Son of Donna and Charlie Harness...Enjoys playing the guitar...Favorite Major League Baseball player is Huston Street.

Kyle Gumieny's Career Statistics at Southeast Missouri State

Year	ERA	W-L	APP	GS	CG	SHO	SV	IP	H	R	ER	BB	SO	2B	3B	HR	AB	B/Avg.	WP	HBP	BK	SFA	SHA
2009	6.86	3-2	13	12	0	0	0	61.2	95	54	47	21	34	24	2	5	300	.358	2	4	0	7	3

REDHAWKS-BASEBALL

Player Profiles

Harness' Single-Game Career-Highs

Innings	7.2	vs. Morehead State (5/21/09)
Fewest Hits	0	3x, last vs. Jacksonville State (4/4/09)
Most Hits	6	vs. Central Arkansas (5/14/08)
Fewest Runs	0	4x, last vs. Southern Illinois (4/14/09)
Most Runs	6	vs. Central Arkansas (5/14/08)
Fewest Walks	0	2x, last vs. Jacksonville State (4/4/09)
Strikeouts	5	2x, last vs. Morehead State (5/21/09)



Nick Harris

8

Sr. • 6-0 • 180 • R/R
Alabaster, Ala. (Thompson H.S.)

Outfield

2009: Started 49 of 50 games, including 48 in center field and one at second base...Hit .254 with 35 runs scored, 16 doubles, six home runs, a triple and 35 RBI...Boasted a .440 slugging percentage and .319 on-base percentage...Registered 12 multiple-hit and eight multiple-RBI performances...Finished second on the team with 17 stolen bases in 19 attempts...Pieced together a season-long eight-game hitting streak from April 21-May 8, hitting .333 (11-for-33) with seven doubles, one home run, a .636 slugging percentage and 10 RBI during that stretch...Had a season-high three hits vs. Northern Iowa (3/7) and Tennessee Tech (5/20) at the OVC Tournament...Blasted his third career grand slam vs. Purdue (2/27)...Drove in three runs in back-to-back games at Eastern Kentucky (5/9, 5/10) and vs. Morehead State (5/16)...Struck out four in five innings over three relief appearances...Made his pitching debut with two strikeouts in one scoreless inning vs. Lyon College (2/24). **2008:** Finished among the top-three OVC leaders in home runs (3rd, .23), at-bats (2nd, 4.18) and plate appearances (2nd, 4.73) per game...Led the team with four triples and a .582 slugging percentage...Hit .310 with 43 runs scored, 12 doubles, 10 home runs, 41 RBI and 107 total bases...Ranked second on the team with nine stolen bases...Led the team with a .350 batting average, nine doubles, three triples and a .725 slugging percentage at home...Registered a team-high eight home runs in OVC play...Hit five of his home runs in road games...Had two or more hits on 15 occasions, including five three-hit games...Posted multiple-RBI in a game nine times...Went on a 10-game hitting streak from Mar. 16-Apr. 5...Suffered a knee injury during the Redhawks season-opener at Arkansas-Pine Bluff (2/22) and missed 12 games after that...Went

3-for-4 with a career-high two home runs and six RBI at UT Martin (3/29) in a five-inning, rain-shortened game...Hit a home run and had three RBI in a 12-8 victory over then-No. 6 Vanderbilt (4/1)...Homered twice and knocked in three runs vs. Samford (4/19)...Hit his first career walk-off home run in the 10th inning vs. Eastern Kentucky (5/10)...Drew a career-high three walks at Eastern Illinois (5/3)...Moved from shortstop to the outfield midway through the season...Ended up with 27 starts at short, 10 in center and four in left...Is tied for seventh at Southeast with eight career triples. **2007:** Named Louisville Slugger Freshman All-American and made the OVC All-Freshman Team...Started all 56 games at third base...Hit third in the lineup in 30 games and hit in the leadoff spot 25 times...Finished the year with 228 at-bats, which tied for third-most in a single-season...Led the team in at-bats and triples (4) and tied for first in doubles (12), home runs (8) and stolen bases (10)...Was second on the team in hits (64), runs (53) and slugging percentage (.474)...Turned in 17 multiple-hit and 10 multiple-RBI performances, both of which tied for second on the team...Tripled in his first collegiate at-bat in the season-opener at Jackson State (2/17)...Hit two home runs vs. Arkansas-Pine Bluff (3/18) and Freed-Hardeman (3/28)...Also hit a grand slam and had six RBI in each of those games...Tied a school record and became the fourth player in Southeast history to score five runs in a game (vs. Austin Peay, 4/22)...Registered a season-high four hits twice, going 4-for-6 vs. Freed-Hardeman (3/28) and 4-for-7 vs. Austin Peay (4/22)...Hit safely in 10-consecutive games from Mar. 18-Apr. 1...Scored at least one run in 13-straight games from Mar. 7-25...Score a total of 22 runs in that span. **Prep:** Named Class 6A Metro and Shelby County Player-of-the-Year at Thompson High School...All-Metro selection...Second-Team All-State honoree...Hit .388 and boasted a .728 slugging percentage as a junior...Hit a grand slam in the state semi-final game...Was selected to play in the East-West and Alabama High School Coaches All-Star Games...Also played football. **Personal:** November 23, 1987...Majors in Wildlife Conservation...Son of Mark and Connie Harris...Favorite Major League Baseball player is Ken Griffey, Jr.

Harris' Single-Game Hitting Career-Highs

At-Bats	6	6x, last vs. Morehead State (5/21/09)
Runs	5	at Austin Peay (4/22/07)
Hits	4	2x, last at Austin Peay (4/22/07)
Doubles	2	3x, last vs. Morehead State (5/16/09)
Triples	1	9x, last at Tennessee Tech (3/22/09)
Home Runs	2	4x, last vs. Samford (4/19/08)
RBI	6	3x, last at UT Martin (3/29/08)
Stolen Bases	2	6x, last at Austin Peay (4/25/09)

Harris' Single-Game Pitching Career-Highs

Innings	2.0	2x, last vs. Northern Illinois (3/15/09)
Fewest Hits	1	2x, last vs. St. Catharine (3/4/09)
Most Hits	2	vs. Northern Illinois (3/15/09)
Fewest Runs	0	vs. Lyon College (2/24/09)
Most Runs	3	vs. Northern Illinois (3/15/09)
Fewest Walks	0	vs. Lyon College (2/24/09)
Strikeouts	2	vs. Lyon College (2/24/09)

Corey Harness' Career Statistics at Southeast Missouri State

Year	ERA	W-L	APP	GS	CG	SHO	SV	IP	H	R	ER	BB	SO	2B	3B	HR	AB	B/Avg.	WP	HBP	BK	SFA	SHA
2008	12.27	0-2	5	2	0	0	0	7.1	12	10	10	5	7	3	0	1	41	.375	0	1	0	2	1
2009	4.55	0-1	9	4	0	0	0	29.2	25	22	15	21	23	4	1	3	143	.236	2	11	0	3	2
Totals	6.08	03	14	6	0	0	0	37.0	37	32	25	26	30	7	1	4	184	.268	2	12	0	5	



Player Profiles



(3/21), going 3-for-3 with a pinch-hit grand slam, two-run homer and run-scoring double...He had seven RBI through the first five innings of that game...Notched three hits on six occasions...Went 3-for-6 with two doubles, a home run and five RBI at Austin Peay (4/26)...Went 3-for-4 with a home run and four RBI at Eastern Kentucky (5/10)...Delivered a game-tying three-run homer with two outs in the bottom of the eighth inning vs. UT Martin (3/28)...Posted a perfect fielding percentage with 24 putouts and one assist between first base and the two corner outfield spots. **2008:** Played in nine games, mainly as a pinch-hitter...Hit .111 (1-for-9) with two walks and four runs scored...Registered his first career hit with a pinch-hit single vs. Central Arkansas (5/13)...Made his Southeast Missouri State debut at Arkansas-Pine Bluff (2/22). **2007:** Redshirted...Southeast Scholar Athlete. **Prep:** All-Conference selection at De Smet Jesuit High School...Also played football for the Class 6 State Champions in 2005...Minds in Motion Scholar-Athlete...Named American Legion District 10 Most Valuable Player in 2006 after hitting .453 with 12 home runs and 58 RBI. **Personal:** Born October 7, 1987...Son of Steve and Terri Haseltine...Favorite Major League Baseball player is Albert Pujols...His sister, Maddie, plays volleyball at Towson...Former kicker for the Southeast football team.



2009: Named Second-Team All-OVC at designated hitter after a breakout season...Led the Redhawks with a .667 slugging percentage...Hit .325 with 10 doubles, 11 home runs and 37 RBI in 45 games and 34 starts...Had a career day in the OVC-opener at Tennessee Tech

Nick Harris' Career Statistics at Southeast Missouri State

Year	Avg.	GP-GS	AB	R	H	2B	3B	HR	RBI	TB	SLG%	BB	HBP	SO	GDP	OB%	SF	SH	SB-ATT	PO	A	E	FLD%
2007	.281	56-56	228	53	64	12	4	8	37	108	.474	22	7	38	3	.359	2	0	10-15	52	105	12	.929
2008	.310	44-44	184	43	57	12	4	10	41	107	.582	15	3	44	2	.362	5	1	9-12	83	52	16	.894
2009	.254	50-49	193	35	49	16	1	6	35	85	.440	19	1	47	4	.319	3	2	17-19	124	7	6	.956
Totals	.281	150-149	605	131	170	40	9	24	113	300	.496	56	11	129	9	.348	10	3	36-46	259	164	34	.926

Year	ERA	W-L	APP	GS	CG	SHO	SV	IP	H	R	ER	BB	SO	2B	3B	HR	AB	B/Avg.	WP	HBP	BK	SFA	SHA
2009	5.40	0-1	3	0	0	0	0	5.0	4	5	3	5	4	2	0	0	24	.235	1	0	0	1	1

Louie Haseltine's Career Statistics at Southeast Missouri State

Year	Avg.	GP-GS	AB	R	H	2B	3B	HR	RBI	TB	SLG%	BB	HBP	SO	GDP	OB%	SF	SH	SB-ATT	PO	A	E	FLD%
2008	.111	9-0	9	4	1	0	0	0	0	1	.111	2	0	2	0	.273	0	0	0-0	15	0	1	.938
2009	.325	45-34	126	30	41	10	0	11	37	84	.667	14	2	37	3	.399	1	0	5-6	24	1	0	1.000
Totals	.311	54-34	135	34	42	10	0	11	37	85	.630	16	2	39	3	.390	1	0	5-6	39	1	1	.976

REDHAWKS-BASEBALL

Player Profiles

Haseltine's Single-Game Career-Highs

At-Bats	6 at Austin Peay (4/26/09)
Runs	3 at Tennessee Tech (3/21/09)
Hits	3 6x, last vs. Morehead State (5/21/09)
Doubles	2 at Austin Peay (4/26/09)
Triples	-
Home Runs	2 at Tennessee Tech (3/21/09)
RBI	7 at Tennessee Tech (3/21/09)
Stolen Bases	2 at Austin Peay (4/25/09)

team with 42 runs and 36 walks. **Prep:** Played second base and shortstop at Junipero Serra High School...First-Team All-Conference and All-County selection as a junior and senior...Most Valuable Player as a senior after hitting .414 with three home runs and 27 RBI. **Personal:** Born May 13, 1989...Majors in Sports Management...Son of Carla and Don Heon...Favorite hobby is golfing...Favorite Major League Baseball player is Barry Bonds...Most memorable sports moment was hitting a walk-off double in the first round of the 2008 California Community College State Playoffs.



Andrew Hendrian

39

Fr. • 5-9 • 175 • L/R
Decatur, Ill. (Meridian H.S.)

Outfield

Prep: Four-year letterman as an outfielder at Meridian High School...Named Illinois High School Baseball Coaches Association All-State...Earned All-Conference and All-Area honors...Ranked as the No. 8 "Prospect Under the Radar" in Illinois by *prepbaserreport.com*...Also played football...Second Team All-Conference and Honorable Mention All-Area as a running back...Made the Honor Roll every semester. **Personal:** Born September 10, 1990...Majors in Business Management...Son of Don and Carol Hendrian...Enjoys playing cards and table tennis in his spare time...Favorite food is wings...Favorite Major League Baseball player is Manny Ramirez...Most memorable sports moment was hitting a home run in his last official high school at-bat.



Casey Jones

37

Jr. • 6-1 • 219 • R/R
St. Louis, Mo. (Forest Park CC)

Infield

Forest Park Community College: Capped his junior college career with a .358 batting average, 62 hits, 15 doubles and 57 RBI...Was named a Junior College Pre-season All-American. **Prep:** Caught and played first base at Oakville High School...Three-time First-Team All-Conference and First-Team All-State selection...Also played hockey and finished third in total points on Oakville's State Championship team. **Personal:** Born July 12, 1987...Majors in Sports Management with a minor in Business Administration...Son of Gary and Tammy Jones...Favorite Major League Baseball player is Albert Pujols...Favorite type of music is alternative rock.



Taylor Heon

5

Jr. • 5-8 • 170 • R/R
Pacifica, Calif. (Skyline CC)

Infield

Skyline College: Two-time Second-Team All-Conference infielder...Was named his team's Defensive Player-of-the-Year in 2009...Rawlings Gold Glove winner of the Pacific Division...Finished his junior college career with a .323 batting average, five home runs and 37 RBI...Led the



Jim Klocke

15

Sr. • 6-0 • 205 • L/R
St. Louis, Mo. (St. John Vianney H.S.)

Catcher

2010 Pre-season *Louisville Slugger/Collegiate Baseball* Third-Team All-American. **2009:** OVC Medal of Honor recipient...One of six Redhawks to earn a perfect 4.0 GPA during the 2009 fall semester...Drafted in the 46th round by the St. Louis Cardinals in the Major



Player Profiles

League Baseball First-Year Player Draft, becoming Southeast's first draft pick since 2003...Named Louisville Slugger/Collegiate Baseball Third-Team All-American...Is just the second player in Southeast history to earn All-American honors in multiple seasons...Was voted First-Team All-OVC catcher for the second-straight season...Honorable Mention All-Ping! selection...Became the Redhawks first Academic All-American since 1987...Was a Second-Team *ESPN The Magazine/CoSIDA* Academic All-American pick...First-Team Academic All-District honoree...Finished the season ranked 64th in the nation in doubles (20), 73rd in on-base percentage (.484) and 86th in batting average (.394)...Established career-highs in runs scored (56), home runs (9), RBI (46) and slugging percentage (.654)...Had 23 multiple-hit games and 13 multiple-RBI performances...Was also Southeast's closer, who led the team and ranked 75th in the nation with seven saves...His seven saves rank third in Southeast single-season history...Picked up a save in his first six opportunities...Recorded 22 strikeouts in 23.1 innings over 17 appearances...Earned OVC Player-of-the-Week honors during the first week of the season after leading the team to a series victory over then-No. 16 Alabama (2/20-22)...Hit a two-run triple, two-run double and tossed two scoreless innings with a career-high four strikeouts against the Crimson Tide (2/22)...Put together a 15-game hitting streak from Apr. 18-May 16, where he hit .569 (33-for-58) with 25 runs scored, eight doubles, five home runs, 16 RBI, 56 total bases, 10 walks, a .966 slugging percentage and .638 on-base percentage...Struck out only two times in his 58 at-bats during that stretch...Went a perfect 4-for-4 with a double, home run and three RBI vs. Northern Iowa (3/7)...Went 4-for-5 with a double, home run and two RBI at Eastern Kentucky (5/8)...Had three hits, two home runs and four RBI vs. Morehead State (5/15)...Was credited with his first career save and hit a three-run double against Purdue (2/27). **2008:** Named First-Team All-OVC catcher after leading the team and finishing seventh in the conference with a .357 batting average...Ranked third in the OVC in runs per game (1.04)...Scored a team-high 53 runs...Finished with 66 hits, seven doubles, six home runs, one triple, 40 RBI and 93 total bases...Drew a team-high 35 walks and is tied for ninth at Southeast with 69 career bases on balls...Posted a .503 slugging percentage...Struck out only 21 times, which tied for the least among the team's everyday starter...Boasted a .403 batting average with three doubles, two home runs and 25 RBI in road games...Hit .396 with five home runs, four doubles, one triple and a team-high 30 RBI in OVC play...Hit .323 with a team-best 27 runs scored in home contests...Had 18 multiple-hit games, including three with four hits...Drove in two or more runs 10 times...Registered five RBI twice...Put together an 11-game hitting streak from April 19-May 10...Hit safely in each of his last eight games of the season...Went 4-for-6 with three runs scored and two RBI at then-No. 6 Vanderbilt (4/1)...Registered first career multiple-home run game in the OVC-opener vs. Tennessee Tech (3/21)...Went 4-for-5 with a home run and two runs scored vs. Southern Illinois (4/8)...Knocked in nine runs over a two-game span at Morehead State (5/16-17). **2007:** Named OVC Freshman-of-the-Year and Louisville Slugger Freshman All-American...Second-Team All Ping! Freshman Team honoree...Made the OVC All-Freshman Team...Was named to the league's All-Tournament team after going 5-for-10 with a home run, two RBI, two runs scored and one walk...Started every game...Finished the season ranked 49th in the nation among toughest players to

strikeout...Struck out only one time per every 13.8 at-bats...Was second on the team with a .324 batting average...Also had 10 doubles, four home runs and 38 RBI...Led the team with 34 walks and a .443 on-base percentage...Ranked fifth in the OVC in on-base percentage and tied for second in walks...Tied for second on the team with 17 multi-hit and 10 multi-RBI performances...Hit a team-high .526 with two outs and runners in scoring position...Went on a season-long 10-game hitting streak, where he hit .486 (17-for-35) with 10 RBI and 14 runs scored...Posted a season-high four hits (4-for-5) with a home run, two RBI and two runs scored in the first round of the OVC Tournament against Murray State (5/23)...Recorded .980 fielding percentage in his first year at catcher...Southeast Scholar-Athlete. **Prep:** Named Missouri High School Player-of-the-Year as a senior at St. John Vianney High School...First-Team All-State selection and All-Metro Player-of-the-Year...Member of the state championship team as a sophomore and senior...Hit .315 as a junior and fashioned a 2.70 ERA in 11 appearances on the mound...Was teammates with Southeast pitcher Josh Syberg...Coached by former Major League Baseball player and Southeast alum Steve Bieser...Member of the National Honor Society member and graduated with honors. **Personal:** Born July 6, 1988...Major in Business Administration with an emphasis in Finance...Son of Jim and Tina Klocke.



Klocke's Single-Game Hitting Career-Highs

At-Bats	65x, last at Alabama (2/21/09)
Runs	4 at Murray State (4/1/07)
Hits	4 6x, last at Eastern Kentucky (5/8/09)
Doubles	24x, last vs. Evansville (4/21/09)
Triples	12x, last at Alabama (2/22/09)
Home Runs	2vs. Morehead State (5/15/09)
RBI	52x, last at Morehead State (5/17/08)
Stolen Bases	16x, last at Morehead State (5/17/08)

Klocke's Single-Game Pitching Career-Highs

Innings	2.2 2x, last vs. Southern Illinois (4/14/09)
Fewest Hits	06x, last at Austin Peay (4/26/09)
Most Hits	5vs. Jacksonville State (4/4/09)
Fewest Runs	010x, last at Austin Peay (4/26/09)
Most Runs	4 at Eastern Kentucky (5/8/09)
Fewest Walks	0 12 times, last vs. Eastern Illinois (5/2/09)
Strikeouts	4 at Alabama (2/22/09)

REDHAWKS-BASEBALL

Player Profiles

Jim Klocke's Career Statistics at Southeast Missouri State

Year	Avg.	GP-GS	AB	R	H	2B	3B	HR	RBI	TB	SLG%	BB	HBP	SO	GDP	OB%	SF	SH	SB-ATT	PO	A	E	FLD%
2007	.324	56-56	179	38	58	10	0	4	38	80	.447	34	5	13	7	.443	1	6	3-5	254	47	6	.980
2008	.357	51-51	185	53	66	7	1	6	40	93	.503	35	4	21	4	.469	0	1	3-5	292	43	3	.991
2009	.394	51-51	188	56	74	20	1	9	46	123	.654	29	5	20	10	.484	1	0	0-3	218	51	5	.982
Totals	.359	158-158	552	147	198	37	2	19	124	296	.536	98	14	54	21	.465	2	7	6-13	764	141	14	.985

Year	ERA	W-L	APP	GS	CG	SHO	SV	IP	H	R	ER	BB	SO	2B	3B	HR	AB	B/Avg.	WP	HBP	BK	SFA	SHA
2009	5.70	2-4	17	0	0	0	7	23.2	27	17	15	7	22	6	0	8	105	.290	2	1	2	2	2



Brad LaBruyere

18

Jr. • 6-0 • 190 • R/R
Cape Girardeau, Mo. (Cape Central H.S.)

Pitcher

2009: One of six Redhawks who earned a perfect 4.0 GPA during the 2009 fall semester...Made 15 appearances with two starts...Tied for second on the team with three wins...Went 3-1 with a 7.16 ERA and struck out 24 in 32.2 innings...Allowed 34 hits, 26 earned runs and 19 walks...Was credited with a win in relief after striking out four and giving up only one earned run at then-No. 16 Alabama (2/22)...Also earned relief wins against Saint Louis (3/3) and Evansville (4/21)...Did not allow a run in five-straight appearances from Apr. 1-21...Tossed 5.2 scoreless innings against Evansville (4/21), marking his longest outing of the season. **2008:** Appeared in 14 games and made three starts as a freshman...Finished with a 2-1 record and 7.82 ERA...Recorded 18 strikeouts in 25.1 innings...Earned first career victory when he threw a one-hitter with three strikeouts in four relief innings of a 14-inning marathon at Memphis (3/14)...Was victorious in his first career start, tossing five innings with a career-high five strikeouts vs. Missouri State (3/25) ... Also started at Evansville (4/2) and vs. Southern Illinois (4/8)...Made his Southeast debut when he threw one scoreless inning out of the bullpen at Arkansas-Pine Bluff (2/23). **Prep:** First-Team All-State pitcher at Cape Central High School...Finished his prep career with a school record 29 wins on the mound...Compiled an 11-1 record with a 0.95 ERA his senior year...Recorded 95 strikeouts and walked only five in 71 innings in 2006...Was named the 2006 *Southeast Missourian*

Player-of-the-Year...Went 8-2 with two saves, while posting a 0.92 ERA as a sophomore...Had 94 strikeouts in 68.2 innings that year...Threw two no-hitters in 2005...Boasted a 7-3 record and hit over .300 as a senior...Picked up the save in the district title game...Was teammates with Southeast outfielder Blake Slattery...Coached by former Southeast All-American Steve Williams...Earned All-Conference honors in soccer. **Personal:** Born March 29, 1989...Majors in Criminal Justice...Son of Steve and Janie LaBruyere...Enjoys fishing...Favorite Major League Baseball player is Roger Clemens.



LaBruyere's Single-Game Career-Highs

Innings	5.2	vs. Evansville (4/21/09)
Fewest Hits	0	4x, last vs. Eastern Illinois (5/2/09)
Most Hits	7	2x, last vs. Northern Illinois (3/14/09)
Fewest Runs	0	9x, last vs. Evansville (4/21/09)
Most Runs	6	2x, last at Missouri State (3/17/09)
Fewest Walks	0	11x, last at Austin Peay (4/25/09)
Strikeouts	5	vs. Missouri State (3/25/08)

Brad LaBruyere's Career Statistics at Southeast Missouri State

Year	ERA	W-L	APP	GS	CG	SHO	SV	IP	H	R	ER	BB	SO	2B	3B	HR	AB	B/Avg.	WP	HBP	BK	SFA	SHA
2008	7.82	2-1	14	3	0	0	0	25.1	39	28	22	10	18	10	1	3	128	.342	4	3	0	1	0
2009	7.16	3-1	15	2	0	0	0	32.2	34	28	26	19	24	10	2	5	155	.262	2	4	1	0	1
Totals	7.45	5-2	29	5	0	0	0	58.0	73	56	48	29	42	20	3	8	283	.299	6	7	1	1	1



Player Profiles



Logan Mahon

10

Jr. • 6-2 • 190 • L/L
St. Elmo, Ill. (Kaskaskia College)

Pitcher

Kaskaskia College: Earned All-Conference, All-Region and Academic All-American honors...Was also named Freshman-of-the-Year...Led his team to conference championship as a sophomore. **Prep:** Played first base, outfield and pitched at St. Elmo High School...Also played basketball. **Personal:** Born September 5, 1988...Majors in Sports Management...Son of Todd Mahon and Gina Brown...Enjoys hunting and fishing...Favorite Major League Baseball player is Albert Pujols.



Stephen Massie

38

RS-Fr. • 5-10 • 190 • R/R
St. Louis, Mo. (St. John Vianney H.S.)

Outfield

Prep: Earned the Team Player Award for St. John Vianney High School...Coached by former Southeast and Major League Baseball player Steve Bieser...Was teammates with Redhawks Jim Klocke, Josh Syberg, Tony Spencer and Jesse Tierney...Made the Honor Roll. **Personal:** Born August 24, 1989...Majors in Business...Son of Doug and Regina Massie...His sister, Christine, attended Fontbonne...Enjoys hunting and playing golf...Favorite Major League Baseball player is Alex Rodriguez.



Brennan Malham

25

Jr. • 5-11 • 200 • R/R
Auburn, Ill. (Lincoln Land CC)

Outfield

One of six Redhawks who earned a perfect 4.0 GPA during the 2009 fall semester. **Lincoln Land Community College:** Earned Second-Team All-Conference accolades and led the team in home runs, doubles, RBI and slugging percentage as a freshman...First-Team All-Region, All-Conference and All-Sectional selection as a sophomore...Also garnered Second-Team All-American honors...Finished second in the nation at the Division II Junior College level in RBI as a sophomore...Academic All-American who made the Dean's List. **Prep:** Four-year starting short-stop and pitcher at Auburn High School...Three-year team captain...State Hitting Derby Finalist...Sports Page Player-of-the-Year and member of the Elite Eight Team...*State Journal Register* All-Area and First-Team All-Conference pick...Home run Derby Champion...Received team pitching, hitting and work ethic awards...Also played football and basketball...Three-year letterman in football, who led the area in tackles...Earned All-Conference honors as both a linebacker and wide receiver...Was Salutatorian of class...All-State Academic Team (football)...Illinois State Scholar...*State Journal Register* Scholar-of-the-Week. **Personal:** Born March 27, 1989...Majors in Athletic Training and Nutrition...Son of Darren and Susan Malham...Enjoys lifting, playing baseball and football...Favorite professional athlete is Michael Jordan.



Trenton Moses

9

Jr. • 6-4 • 210 • R/R
Advance, Mo. (Advance H.S.)

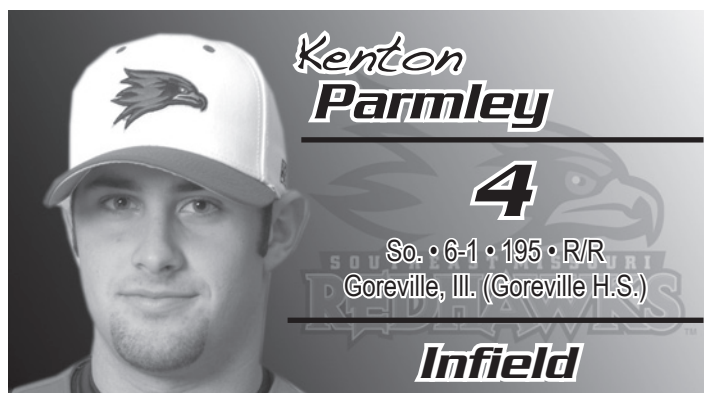
Infield

2009: Started 47 of 50 games at third base...Hit .258 with 11 doubles, two home runs and 24 RBI...Posted a .366 on-base percentage and .365 slugging percentage...Registered nine multi-hit and five multi-RBI performances...Drew 18 walks and was hit by a pitch eight times...Held a seven-game hitting streak from March 7-15...Hit a three-run home run vs. Northern Iowa (3/7)...Had a season-high three hits at then-No. 16 Alabama (2/21) and vs. Northern Illinois (3/14)...Drew a career-high three walks at Austin Peay (4/26)...Registered three stolen bases. **2008:** Named to the OVC All-Newcomer Team after hitting .264 with eight doubles, four home runs and 24 RBI as a freshman...Started 44 of 48 games at third base...Was the only freshman in the everyday starting lineup...Hit over .395 during his first month of the season...Notched 42 hits, 25 runs scored, 12 walks and posted a .390 slugging percentage...Was hit by a pitch a team-high 10 times...Ranked second on the team with four sacrifice flies...Hit .304 with all four of his home runs, three doubles and 17 RBI in OVC play...Hit .317 with seven doubles and nine RBI in home games...Had two or more hits on 13 occasions...Registered

REDHAWKS-BASEBALL

Player Profiles

five multi-RBI performances...Had a career-high four hits, including two doubles in the series finale vs. Tennessee Tech (3/22) ...Went 3-for-4 with a double and two RBI in the OVC-opener vs. Tennessee Tech (3/21)...Hit his first career home run and tied a career-best three RBI in a rain-shortened game at UT Martin (3/29)...Homered and drove in three runs to open the Morehead State (5/16) series. **Prep:** All-State, All-Conference and All-Southeast Missourian for three years as an infielder and pitcher at Advance High School...Hit .549 with seven doubles, 16 runs scored, a home run and 17 RBI as a junior...Did not strike out in 63 plate appearances that year...Fashioned a 1.87 ERA with 47 strikeouts and only five walks in 30 innings in 2006...All-Conference and All-Region basketball player...Honor Roll student who finished in the top-10 of his graduating class. **Personal:** Born February 9, 1989...Undecided on his major...Son of Bob and Lisa Moses...Enjoys playing video games and listening to music ... Favorite Major League Baseball player is Yadier Molina.



2009: Became the seventh freshman in Southeast history to be named to the OVC All-Freshman Team...Also earned a spot on the OVC All-Tournament Team...Started all but one game at shortstop...Hit .306 with 33 runs scored, 11 doubles, one triple, three home runs and 27 RBI...Registered a .434 slugging percentage and .376 on-base percentage...Ranked third on the team with 13 stolen bases...Posted multiple-hits 14 times and multiple-RBI on five occasions...Notched a career-high four hits against Morehead State (5/21) at the OVC Tournament...Went 3-for-3 with his first career triple vs. Evansville (4/21)...Had three hits at Eastern Kentucky (5/8)...First career home run was a two-run shot that broke a 6-6 tie in the eighth inning vs. Northern Illinois (3/13). **Prep:** Named First-Team All-State as a shortstop and pitcher at Goreville High School...Earned All-South honors as a junior and senior...Most Valuable Player, Silver Slugger and Gold Glove Award winner for the Marion League...Won his school's batting title all four years of his prep career...Went 4-for-5 against 4th-round Major League Baseball draft pick Michael Broadway as a freshman...Named All-South in basketball...Led his team in scoring, assists and steals as a senior. **Personal:** Born May 24, 1990...Majors in Criminal Justice...Son of Gary and Cindy Parmley...Enjoys watching ESPN's SportsCenter...Favorite Major League Baseball player is Jose Reyes.

Moses' Single-Game Career-Highs

At-Bats	6at Eastern Illinois (5/3/08)
Runs	32x, last at Tennessee Tech (3/21/09)
Hits	4vs. Tennessee Tech (3/22/08)
Doubles	22x, last vs. Central Arkansas (5/13/08)
Triples	--
Home Runs	16x, last at Eastern Kentucky (5/10/09)
RBI	33x, last vs. Northern Iowa (3/7/09)
Stolen Bases	14x, last at Austin Peay (4/25/09)

Parmley's Single-Game Career-Highs

At-Bats	57x, last vs. Morehead State (5/21/09)
Runs	24x, last at Eastern Kentucky (5/9/09)
Hits	4vs. Morehead State (5/21/09)
Doubles	23x, last vs. Jacksonville State (4/4/09)
Triples	1vs. Evansville (4/21/09)
Home Runs	13x, last at Eastern Kentucky (5/9/09)
RBI	3at Eastern Kentucky (5/9/09)
Stolen Bases	23x, last at Austin Peay (4/26/09)

Trenton Moses' Career Statistics at Southeast Missouri State

Year	Avg.	GP-GS	AB	R	H	2B	3B	HR	RBI	TB	SLG%	BB	HBP	SO	GDP	OB%	SF	SH	SB-ATT	PO	A	E	FLD%
2008	.264	48-44	159	25	42	8	0	4	24	62	.390	12	10	27	5	.346	4	0	1-2	26	67	8	.921
2009	.258	50-47	159	31	41	11	0	2	24	58	.365	19	8	32	3	.366	0	4	3-3	28	84	10	.918
Totals	.261	98-91	318	56	83	19	0	6	48	120	.377	31	18	59	8	.356	4	4	4-5	54	151	18	.919

Kenton Parmley's Career Statistics at Southeast Missouri State

Year	Avg.	GP-GS	AB	R	H	2B	3B	HR	RBI	TB	SLG%	BB	HBP	SO	GDP	OB%	SF	SH	SB-ATT	PO	A	E	FLD%
2009	.306	50-50	173	33	53	11	1	3	23	75	.434	18	2	35	4	.376	1	1	13-16	68	134	19	.914



Player Profiles



Kankakee Community College: Garnered All-Region IV honors and was Most Valuable Player of the junior college tournament as a sophomore... Played on same team as Southeast pitcher Jon Dicus. **Rockford College:** Earned 2008 All-Conference and All-Rookie honors. **Prep:** Played pitcher, first base and outfield at Rochelle Township High School... Also competed in basketball, soccer and cross country... Made the Honor Roll all four years. **Personal:** Born January 18, 1989... Majors in Sports Management... Son of Bubba and Bonnie Russell... Favorite type of music is rap.



Forest Park Community College: Attended Forest Park Community College... Led the nation in hitting in 2008... Third-Team All-American in 2009... Also named the 2009 Regional Player-of-the-Year. **Prep:** Played shortstop at McCluer North High School... Two-Time All-Conference pick... Earned All-Conference honors three times as a member of the soccer team. **Personal:** Born December 16, 1988... Majors in Criminal Justice... Son of Dan and Shirley Rupp... His brother, Brian, is a minor league baseball manager of the Wilmington Blue Rocks in the Kansas City Royals organization... He was drafted by the St. Louis Cardinals in the 43rd round of the 1992 amateur draft... Brian played seven seasons of pro ball, reaching as high as AAA... Enjoys fishing and golfing... Favorite food is barbecue ribs... Favorite Major League Baseball player is Kyle McClellan... Most memorable sports moment was winning regionals in junior college.

2009: Made 18 appearances and three starts in his first season with the program... Went 3-5 with a 5.88 ERA in 41.1 innings... Allowed 59 hits and 27 earned runs to go along with 28 strikeouts... Earned first career victory vs. UT Martin (3/29), where he gave up two earned runs in 3.1 innings of relief... Also won after tossing two scoreless relief innings in his next appearance vs. Jacksonville State (4/5)... Picked up the victory vs. SIU Edwardsville (4/17) after striking out four in a career-high four scoreless innings... Established a career-high six strikeouts in 3.2 innings of his first career start vs. Northern Illinois (3/15)... Also started at Missouri State (3/18) and vs. Evansville (4/21). **Golden West Community College:** Led the team with 15 starts, 82.1 innings and 76 strikeouts as a sophomore... Held a record of 5-5 with a 5.90 ERA... Tossed one shutout in issued only nine walks... Teammate of former Southeast outfielder Justin Wheeler. **Prep:** First-Team All-Conference pitcher at John F. Kennedy High School... Also played outfield... First-Team All-Conference linebacker in football. **Personal:** Born March 25, 1988... Majors in Human Resource Management... Son of Rick and Kathy Salazar... Favorite professional athlete is Bo Jackson.



Player Profiles



SALAZAR

Salazar's Single-Game Career-Highs

Innings	4.0	vs. SIU Edwardsville (4/17/09)
Fewest Hits	0	3x, last at Eastern Kentucky (5/10/09)
Most Hits	8	2x, last vs. Eastern Illinois (5/2/09)
Fewest Runs	0	7x, last at Eastern Kentucky (5/10/09)
Most Runs	8	at Missouri State (3/18/09)
Fewest Walks	0	9x, last at Eastern Kentucky (5/10/09)
Strikeouts	6	vs. Northern Illinois (3/15/09)



Shae Simmons

21

Fr. • 6-0 • 177 • R/R
Scott City, Mo. (Scott City H.S.)

Pitcher

Prep: Played shortstop and pitched for nearby Scott City High School... Helped lead his team to a State Championship in 2008... All-Scott Mis-

issippi Conference honoree in 2008 and 2009... Garnered All-District honors and made the All-Southeast Missourian Team three times... Two-time First-Team All-State pick... Struck out 12 in six innings during the State Championship game... Played four years as a guard on the basketball team. **Personal:** Born September 3, 1990... Majors in Criminal Justice... Son of Billy and Susan Simmons... Enjoys hunting... Most memorable sports moment was winning the 2008 State Championship... Chose to attend Southeast because it was close to home.



Blake Slattery

28

Jr. • 6-3 • 210 • R/R
Cape Girardeau, Mo. (Cape Central H.S.)

Outfield

2009: Saw limited action in 13 games... Scored two runs... Only hit of the season was a single vs. Purdue (2/27)... Registered three putouts in the outfield. **2008:** Played in 36 games and made 25 starts in the outfield as a freshman... Hit .200 with 13 runs scored, four doubles, two home runs and eight RBI... Was a perfect 5-of-5 in stolen base attempts... Hit home runs in back-to-back games vs. Samford (4/20) and at Arkansas State (4/22)... Knocked in a season-high two runs at Arkansas State (4/22). **Prep:** Named First-Team All-State, All-Region and All-Conference... Named Southeast Missouri Conference Player-of-the-Year after hitting .471 with 15 doubles, six home runs, five triples and 34 RBI as a senior... Scored 30 runs and stole seven bases in 2007... Posted 84 total bases and a .966 slugging percentage... Played in the MHSBCA East-West All-Star game... Played for the Cape Girardeau Ford and Sons American Legion summer team... Named Southeast Missourian Player-of-the-Year in football and baseball... First-Team All-State as a defensive back and All-Conference as a quarterback in football. **Personal:** Born July 15, 1988... Majors in Business Management with an emphasis in Organizational Leadership, Management and Marketing... Son of Terry and Annette Slattery, both Southeast graduates... His father, Terry, was a wide receiver on the Southeast football team, who led the team in receptions during the 1975 season... His brother, Patrick, is an infielder at Alabama-Huntsville... Enjoys fishing and playing Xbox... Favorite Major League Baseball player is Alex Rodriguez.

John Salazar's Career Statistics at Southeast Missouri State

Year	ERA	W-L	APP	GS	CG	SHO	SV	IP	H	R	ER	BB	SO	2B	3B	HR	AB	B/Avg.	WP	HBP	BK	SFA	SHA
2009	5.88	3-5	18	3	0	0	2	41.1	59	37	27	16	28	14	2	2	203	.333	1	5	2	2	3



Player Profiles

Slattery's Single-Game Career-Highs

At-Bats	5at Arkansas-Pine Bluff (2/24/08)
Runs	23x, last vs. Austin Peay (4/27/08)
Hits	24x, last vs. Austin Peay (4/27/08)
Doubles	14x, last vs. Austin Peay (4/27/08)
Triples	-
Home Runs	12x, last at Arkansas State (4/22/08)
RBI	2at Arkansas State (4/22/08)
Stolen Bases	15x, last vs. Eastern Kentucky (5/10/08)

ERA...Struck out 69 and walked 23 in 81.1 innings ...Ranked second on the team in strikeouts...Was sixth in the OVC with 7.64 strikeouts per game and seventh, allowing 2.55 walks per game...Registered of his strikeouts against right-handed hitters...Posted a 2.75 ERA in 36 innings over six non-conference starts...Had three pick-offs and struck out 10 in five scoreless innings during his college debut at Jackson State (2/17) ...Recorded 14 strikeouts and gave up three hits in six scoreless innings vs. Arkansas-Pine Bluff (3/18)...Fell three strikeouts shy of tying a Southeast single-game record...Longest outing was 8.1 innings vs. Samford (5/25) at the OVC Tournament...Southeast Scholar-Athlete. **Prep:** Attended St. John Vianney High School...Earned First-Team All-State, All-Metro and All-Conference honors...Led his team to the Class 4 State Championship as a sophomore, taking a no-hitter into the sixth inning against nationally- ranked Rockhurst... Also played on the 2006 State Championship team... Member of National Honor Society. **Personal:** Born March 16, 1988...Majors in Marketing Management... Son of Rick and Therese Syberg...Favorite Major League Baseball player is Chris Carpenter.



Josh Syberg

13

Sr. • 5-11 • 160 • L/L

St. Louis, Mo. (St. John Vianney H.S.)

Pitcher

2009: OVC Medal of Honor recipient...One of six Redhawks who had a 4.0 GPA during the 2009 fall semester...Appeared in 11 games and made four starts as a junior...Tied for second on the team with three victories...Went 3-2 with a 16.50 ERA...Registered 12 strikeouts walked nine...Allowed 29 hits and 22 earned runs over 12 innings...Posted relief wins vs. Lyon (2/24), Purdue (2/27) and Northern Illinois (3/14)...Tossed a season-high two innings and had three strikeouts vs. Northern Illinois (3/14). **2008:** Pitched in 13 games and started 10...Went 1-3 with a 6.97 ERA...Recorded 41 strikeouts in 50.1 innings...Was credited with the victory in the OVC Tournament semi-final vs. Jacksonville State (5/24)...Struck out four in six innings against the Gamecocks...Threw a complete game at Memphis (3/16), where he struck out three and allowed only one earned run...Started the season-opener at Arkansas-Pine Bluff (2/22)...Did not allow an earned run and recorded a season-high nine strikeouts in that game...Struck out six in six innings of a no-decision vs. Samford (4/20). **2007:** OVC All-Freshman Team selection...Started a team-high 15 games on the mound...Compiled a 4-4 record with a 4.32



Syberg's Single-Game Career-Highs

Innings	8.1vs. Samford (5/25/07)
Fewest Hits	0vs. Purdue (2/27/09)
Most Hits	10vs. Tennessee Tech (3/21/08)
Fewest Runs	07x, last at Tennessee Tech (3/21/09)
Most Runs	72x, last at Eastern Illinois (5/3/08)
Fewest Walks	09x, last vs. Morehead State (5/15/09)
Strikeouts	14vs. Arkansas-Pine Bluff (3/18/07)

Blake Slattery's Career Statistics at Southeast Missouri State

Year	Avg.	GP-GS	AB	R	H	2B	3B	HR	RBI	TB	SLG%	BB	HBP	SO	GDP	OB%	SF	SH	SB-ATT	PO	A	E	FLD%
2008	.200	36-25	85	13	17	4	0	2	8	27	.318	4	5	34	2	.277	0	0	5-5	45	2	0	1.000
2009	.077	13-1	13	2	1	0	0	0	1	1	.077	1	0	5	0	.133	1	0	0-0	3	0	0	1.000
Totals	.184	49-26	98	15	18	4	0	2	9	28	.286	5	5	39	2	.257	1	0	5-5	48	2	0	1.000

Josh Syberg's Career Statistics at Southeast Missouri State

Year	ERA	W-L	APP	GS	CG	SHO	SV	IP	H	R	ER	BB	SO	2B	3B	HR	AB	B/Avg.	WP	HBP	BK	SFA	SHA
2007	4.32	4-4	15	15	0	0	0	81.1	88	42	39	23	69	13	2	4	348	.284	2	5	3	2	7
2008	6.97	1-3	13	10	1	0	0	50.1	72	44	39	18	41	12	0	3	248	.330	1	7	2	4	1
2009	16.50	3-2	11	4	0	0	0	12.0	29	24	22	9	12	5	0	3	76	.460	2	2	1	1	1
Totals	6.26	8-9	39	29	1	0	0	143.2	189	110	100	50	122	30	2	10	672	.320	5	14	6	7	9

REDHAWKS-BASEBALL

Player Profiles



Nick Thomas

24

Jr. • 6-1 • 215 • R/R
Plano, Texas (McLennan CC)

Pitcher

Played the last two years at McLennan Community College in Waco, Texas. **Prep:** Graduated from Plano Senior High School, where he was a team captain as a senior...Pitched and played both first and third base. **Personal:** Born August 15, 1989...Majors in Sports Management with a minor in Business Administration...Son of Jeff and Rosemary Thomas...Favorite professional athlete is John Lester...Favorite musical artist is the Randy Rogers Band.



Jesse Tierney

11

So. • 6-0 • 190 • L/R
St. Louis, Mo. (St. John Vianney H.S.)

Catcher

2009: Played in 30 games, primarily as a pinch-hitter...Hit .176 (6-for-34) with one home run, a double and five RBI...Hit first career home run at Missouri State (3/17)...First career hit was a single at Saint Louis (3/3)...Drew three walks. **Prep:** First-Team All-State and All-Conference catcher at St. John Vianney High School...Second-Team All-Metro... Helped lead his team to a State Championship...Coached by former Major Leaguer Steve Bieser, who played at Southeast...Was teammates with Redhawks Jim Klocke, Josh Syberg, Tony Spencer and Stephen Massie ... Made the Honor Roll. **Personal:** Born March 7, 1990...Majors in Accounting...Son of John and Kathy Tierney...Favorite Major League Baseball player is J.D. Drew.

Tierney's Single-Game Career-Highs

At-Bats	4	2x, last vs. UT Martin (3/29/09)
Runs	2	vs. UT Martin (3/29/09)
Hits	1	6x, last vs. Jacksonville State (4/5/09)
Doubles	1	vs. UT Martin (3/29/09)
Triples	-	-
Home Runs	1	at Eastern Kentucky (5/8/09)
RBI	1	5x, last vs. Jacksonville State (4/5/09)
Stolen Bases	-	-



Jordan Underwood

17

Jr. • 6-2 • 190 • L/L
Edmond, Okla. (Seminole State JC)

Pitcher

Seminole State College: Was on the Region 2 Pre-season Players to Watch List as a pitcher. **Prep:** Pitched at Edmond Memorial High School...Earned All-Edmond First-Team honors...Was named All-District and All-Metro...Garnered Honorable Mention All-State accolades. **Personal:** Born March 5, 1989...Majors in Business Marketing...Son of Mike and Jamie Underwood...Hobbies include golfing and fishing...Favorite Major League Baseball player is Cole Hammels...Most memorable sports moment was going to the Junior College World Series.



Jacob Wentz

27

Jr. • 6-4 • 183 • R/R
Steeleville, Ill. (Rend Lake College)

Pitcher

Rend Lake College: Two-year starter at Rend Lake College...Helped lead the Warriors to a Region 24 Conference Championship in 2008...Made the Dean's List. **Prep:** Pitched and played shortstop at Steeleville

Jesse Tierney's Career Statistics at Southeast Missouri State

Year	Avg.	GP-GS	AB	R	H	2B	3B	HR	RBI	TB	SLG%	BB	HBP	SO	GDP	OB%	SF	SH	SB-ATT	PO	A	E	FLD%
2009	.176	30-5	34	4	6	1	0	1	5	10	.294	3	0	11	0	.231	2	3	0-0	57	7	1	.985



Player Profiles

High School...First-Team *Belleville News Democrat*...Led his team to a Cahokia Conference Championship in 2007...Named Most Valuable Player...Also played basketball, where he was First-Team All-Conference pick and his team's MVP in 2007...IHSA Sport A Winning Attitude Award-Winner...Won the *Southern Illinoisan* Future Leader and American Legion awards. **Personal:** Born September 21, 1988...Majors in Recreation...Son of David and Marilyn Wentz...Hobbies include hunting and watching college basketball...Favorite Major League Baseball player is Chris Carpenter...Most memorable sports moment was winning the Region 24 Championship.

Prep: Pitched and played outfield at Bentonville High School...Won Pitcher-of-the-Year accolades as a senior...Also played football. **Personal:** Born January 3, 1989...Majors in Physical Education...Son of Bill and Cheryl Wise...Enjoys playing football in his spare time...Favorite type of music is rap...Favorite professional athlete is Greg Maddux...Most memorable sports moment was getting his record-breaking save at Crowder College.

Southeast Missouri State University Athletics Mission Statement

The Southeast Missouri State University Department of Intercollegiate Athletics is an integral part of the University community and accordingly adheres to Southeast Missouri State University's overall institutional mission, one of providing a quality education and college experience for the students and communities we serve. The mission of the Department of Athletics is to enhance the collegiate experience for all students through the development and operation of a sound intercollegiate athletics program. The Department of Athletics is a NCAA Division I program, and therefore is committed to the highest standards of integrity in athletic and academic achievement. The athletic teams of the University are committed to compete at the highest possible level in the Ohio Valley Conference or other conference affiliations. The Department of Athletics is committed to the principles of equitable access, diversity, student welfare, sportsmanship, ethical conduct, rules compliance, and the prudent management of resources in all endeavors.



Crowder College: Pitched at Crowder College...Won Pitcher-of-the-Year honors as a sophomore...Holds the current school record for saves.

Career Statistics In Ohio Valley Conference Games

No.	Name	Avg.	GP-GS	AB	R	H	2B	3B	HR	RBI	TB	SLG%	BB	HBP	SO	GDP	OB%	SF	SH	SB-ATT	PO	A	E	FLD%
15	Jim Klocke	.368	74-74	266	76	98	18	0	12	72	152	.571	47	6	22	8	.470	2	5	3-6	358	62	11	.974
33	Louie Haseltine	.360	23-20	75	19	27	6	0	8	30	57	.760	9	1	21	2	.430	1	0	5-5	17	0	0	1.000
4	Kenton Parmley	.305	22-22	82	18	25	6	0	2	12	37	.451	5	1	15	2	.352	0	0	7-7	36	66	10	.911
8	Nick Harris	.266	73-73	290	63	77	22	5	13	63	148	.510	26	5	73	4	.331	5	3	16-22	126	77	19	.914
9	Trenton Moses	.262	46-44	145	30	38	7	0	5	25	60	.414	16	9	24	6	.366	2	3	2-3	25	70	8	.922
20	Kody Campbell	.250	8-6	16	6	4	2	0	0	3	6	.375	4	1	3	0	.409	1	0	0-0	0	0	0	.000
28	Blake Slattery	.182	20-13	44	6	8	2	0	1	4	13	.295	2	1	17	2	.234	0	0	3-3	30	0	0	1.000
11	Jesse Tierney	.167	15-2	12	3	2	1	0	0	2	3	.250	1	0	5	0	.214	1	1	0-0	24	4	0	1.000

No.	Name	ERA	W-L	APP	GS	CG	SHO	SV	IP	H	R	ER	BB	SO	2B	3B	HR	AB	B/Avg.	WP	HBP	BK	SFA	SHA
36	Corey Harness	1.35	0-0	2	0	0	0	0	6.2	5	3	1	3	3	1	0	0	30	.217	1	3	0	0	1
2	John Salazar	5.12	2-2	10	0	0	0	1	19.1	27	14	11	11	9	7	1	0	94	.355	1	2	0	2	3
16	Kyle Gumieny	6.41	3-0	7	7	0	0	0	39.1	60	34	28	11	21	15	1	4	188	.355	2	1	0	5	2
15	Jim Klocke	6.94	1-3	9	0	0	0	4	11.2	15	10	9	2	7	3	0	6	51	.333	2	1	0	2	1
13	Josh Syberg	7.90	1-4	18	13	0	0	0	68.1	97	64	60	24	46	17	2	6	326	.343	2	9	2	7	3
18	Brad LaBruyere	9.82	0-1	9	0	0	0	0	11.0	19	19	12	6	9	4	1	3	63	.352	2	2	0	0	0
19	Kirk Boeller	36.00	0-0	3	0	0	0	0	2.0	7	8	8	4	1	3	0	0	17	.538	0	0	0	0	0

Career Statistics In Non-Conference Games

No.	Name	Avg.	GP-GS	AB	R	H	2B	3B	HR	RBI	TB	SLG%	BB	HBP	SO	GDP	OB%	SF	SH	SB-ATT	PO	A	E	FLD%
8	Nick Harris	.433	77-76	215	68	93	18	4	11	50	152	.707	30	6	56	5	.504	5	0	20-24	133	87	15	.936
15	Jim Klocke	.350	84-84	286	71	100	19	2	7	52	144	.503	51	8	32	13	.461	0	2	3-7	406	79	3	.994
20	Kody Campbell	.323	16-10	31	6	10	2	0	1	5	15	.484	4	1	3	2	.417	0	1	0-0	2	1	1	.750
4	Kenton Parmley	.308	28-28	91	15	28	5	1	1	11	38	.418	13	1	20	2	.396	1	1	6-9	32	68	9	.917
9	Trenton Moses	.260	52-47	173	26	45	12	0	1	23	60	.347	15	9	35	2	.347	2	1	2-2	29	81	10	.917
33	Louie Haseltine	.250	31-14	60	15	15	4	0	3	7	28	.467	7	1	18	1	.338	0	0	0-1	22	1	1	.958
28	Blake Slattery	.185	29-13	54	9	10	2	0	1	5	15	.278	3	4	22	0	.274	1	0	2-2	18	2	0	1.000
11	Jesse Tierney	.182	15-3	22	1	4	0	0	1	3	7	.318	2	0	6	0	.240	1	2	0-0	33	3	1	.973
14	Greg Dambach	.111	5-0	9	1	1	1	0	0	0	2	.222	0	0	2	0	.111	0	0	0-0	5	0	0	1.000
18	Brad LaBruyere	.000	1-0	2	0	0	0	0	0	0	0	.000	0	0	2	0	.000	0	0	0-0	2	2	1	.800



Career Statistics

No.	Name	ERA	W-L	APP	GS	CG	SHO	SV	IP	H	R	ER	BB	SO	2B	3B	HR	AB	B/Avg.	WP	HBP	BK	SFA	SHA
15	Jim Klocke	4.50	1-1	8	0	0	0	3	12.0	12	7	6	5	15	3	0	2	48	.250	0	0	2	0	1
13	Josh Syberg	4.78	7-5	21	16	1	0	0	75.1	92	46	40	26	76	13	0	4	308	.299	3	5	4	0	6
8	Nick Harris	5.40	0-1	3	0	0	0	0	5.0	4	5	3	5	4	2	0	0	17	.235	1	0	0	1	1
2	John Salazar	6.55	1-3	8	3	0	0	1	22.0	32	23	16	5	19	7	1	2	101	.317	0	3	2	0	0
18	Brad LaBruyere	6.89	5-1	20	5	0	0	0	47.0	54	37	36	23	33	16	2	5	190	.284	4	5	1	1	1
36	Corey Harness	7.12	0-3	12	6	0	0	0	30.1	32	29	24	23	27	6	1	4	115	.278	1	9	0	5	2
19	Kirk Boeller	7.53	1-0	8	0	0	0	0	14.1	17	15	12	7	3	4	1	2	58	.293	2	2	0	1	2
16	Kyle Gumieny	7.66	0-2	6	5	0	0	0	22.1	35	20	19	10	13	9	1	1	96	.365	0	3	0	2	1

Career Statistics In Home Games

No.	Name	Avg.	GP-GS	AB	R	H	2B	3B	HR	RBI	TB	SLG%	BB	HBP	SO	GDP	OB%	SF	SH	SB-ATT	PO	A	E	FLD%
15	Jim Klocke	.369	86-86	293	83	108	19	1	13	66	168	.573	53	8	24	12	.476	1	4	0-3	409	87	12	.976
20	Kody Campbell	.344	16-11	32	9	11	3	0	1	6	17	.531	5	2	4	2	.462	0	1	0-0	0	1	1	.500
4	Kenton Parmley	.337	28-28	98	19	33	7	1	2	15	48	.490	10	1	22	2	.400	1	1	8-11	40	73	11	.911
33	Louie Haseltine	.310	28-18	71	15	22	5	0	5	14	42	.592	7	0	18	3	.367	1	0	1-2	19	0	0	1.000
8	Nick Harris	.292	79-79	308	74	90	24	5	15	65	169	.549	34	8	65	6	.371	6	1	17-22	146	95	19	.927
9	Trenton Moses	.279	52-48	165	35	46	15	0	1	23	64	.388	15	10	30	3	.374	0	3	1-2	28	77	11	.905
28	Blake Slattery	.268	29-14	56	11	15	4	0	1	6	22	.393	3	3	18	0	.339	0	0	3-3	27	1	0	1.000
14	Greg Dambach	.200	6-0	5	2	1	1	0	0	0	2	.400	1	0	0	0	.333	0	0	0-0	1	0	0	1.000
11	Jesse Tierney	.143	17-4	21	2	3	1	0	0	3	4	.190	1	0	6	0	.167	2	2	0-0	38	5	1	.977

No.	Name	ERA	W-L	APP	GS	CG	SHO	SV	IP	H	R	ER	BB	SO	2B	3B	HR	AB	B/Avg.	WP	HBP	BK	SFA	SHA
2	John Salazar	4.45	3-3	10	2	0	0	1	30.1	40	24	15	8	18	11	2	2	126	.317	0	5	1	2	2
8	Nick Harris	5.40	0-1	3	0	0	0	0	5.0	4	5	3	5	4	2	0	0	17	.235	1	0	0	1	1
13	Josh Syberg	5.79	6-4	20	17	0	0	0	74.2	102	53	48	23	65	16	2	5	312	.327	3	7	3	5	5
15	Jim Klocke	6.89	2-3	10	0	0	0	3	15.2	20	13	12	5	14	4	0	7	65	.308	2	1	2	1	1
36	Corey Harness	7.52	0-2	9	4	0	0	0	20.1	27	23	17	15	15	6	1	2	82	.329	1	6	0	2	1
16	Kyle Gumieny	7.79	0-1	7	7	0	0	0	32.1	52	31	28	10	16	15	0	1	143	.364	2	3	0	3	2
19	Kirk Boeller	8.68	1-0	5	0	0	0	0	9.1	10	10	9	4	3	3	0	1	37	.270	2	2	0	1	1
18	Brad LaBruyere	8.89	2-0	16	3	0	0	0	28.1	40	31	28	13	19	11	1	3	120	.333	3	3	0	1	1

Career Statistics in Away Games

No.	Name	Avg.	GP-GS	AB	R	H	2B	3B	HR	RBI	TB	SLG%	BB	HBP	SO	GDP	OB%	SF	SH	SB-ATT	PO	A	E	FLD%
15	Jim Klocke	.350	61-61	220	53	77	16	1	4	55	107	.486	37	5	25	8	.452	1	2	6-10	195	46	2	.992
33	Louie Haseltine	.304	24-14	56	17	17	5	0	6	22	40	.714	8	2	19	0	.409	0	0	4-4	20	1	1	.923
8	Nick Harris	.277	60-60	249	52	69	14	4	8	43	115	.462	20	3	56	1	.333	4	2	14-19	82	61	15	.905
9	Trenton Moses	.256	38-35	125	17	32	4	0	5	22	51	.408	14	6	16	5	.351	3	1	3-3	23	66	6	.937
4	Kenton Parmley	.231	19-19	65	14	15	3	0	1	8	21	.323	8	1	12	2	.324	0	0	4-4	25	56	7	.920
11	Jesse Tierney	.222	12-0	9	2	2	0	0	1	2	5	.556	2	0	4	0	.364	0	1	0-0	18	2	0	1.000
20	Kody Campbell	.200	8-5	15	3	3	1	0	0	2	4	.267	3	0	2	0	.316	1	0	0-0	2	0	0	1.000
28	Blake Slattery	.081	16-11	37	4	3	0	0	1	2	6	.162	1	2	19	2	.150	0	0	2-2	19	1	0	1.000
14	Greg Dambach	.000	2-0	4	0	0	0	0	0	0	0	.000	0	0	2	0	.000	0	0	0-0	4	0	0	1.000
18	Brad LaBruyere	.000	1-0	2	0	0	0	0	0	0	0	.000	0	0	2	0	.000	0	0	0-0	1	2	1	.750
28	Blake Slattery	.000	3-0	3	0	0	0	0	0	1	0	.000	0	0	1	0	.000	1	0	0-0	1	0	0	1.000

No.	Name	ERA	W-L	APP	GS	CG	SHO	SV	IP	H	R	ER	BB	SO	2B	3B	HR	AB	B/Avg.	WP	HBP	BK	SFA	SHA
36	Corey Harness	3.00	0-1	4	1	0	0	0	9.0	6	4	3	8	10	1	0	0	30	.667	1	3	0	3	1
15	Jim Klocke	3.86	0-1	6	0	0	0	3	7.0	7	4	3	1	7	2	0	1	25	.280	0	0	0	1	1
18	Brad LaBruyere	5.62	1-1	7	1	0	0	0	16.0	20	14	10	7	10	5	1	2	68	.294	3	1	0	0	0
13	Josh Syberg	5.70	1-3	11	8	1	0	0	48.0	51	35	32	18	43	6	0	3	184	.277	1	9	3	1	2
16	Kyle Gumieny	5.83	3-1	6	5	0	0	0	29.1	43	23	19	11	18	9	2	4	122	.352	0	1	0	4	1
18	Brad LaBruyere	8.10	1-1	5	1	0	0	0	10.0	11	10	9	7	9	3	1	3	42	.262	0	3	1	0	0
2	John Salazar	11.74	0-1	7	1	0	0	1	7.2	17	11	10	6	7	2	0	0	39	.436	1	0	1	0	1
19	Kirk Boeller	14.14	0-0	6	0	0	0	0	7.0	14	13	11	7	1	4	1	1	34	.412	0	0	0	0	1
13	Josh Syberg	20.25	0-1	5	1	0	0	0	5.1	15	12	12	5	5	4	0	1	30	.500	1	0	0	1	1



Career Statistics

vs. Austin Peay

No.	Name	Avg.	GP-GS	AB	R	H	2B	3B	HR	RBI	TB	SLG%	BB	HBP	SO	GDP	OB%	SF	SH	SB-ATT	PO	A	E	FLD%
8	Nick Harris	.350	10-10	40	8	14	5	0	0	10	19	.475	1	1	10	1	.356	3	1	4-4	18	14	5	.865
15	Jim Klocke	.324	10-10	37	10	12	0	0	1	6	15	.405	7	2	3	3	.457	0	2	0-0	44	7	1	.981
4	Kenton Parmley	.182	3-3	11	3	2	0	0	0	0	2	.182	2	0	1	1	.308	0	0	2-2	2	13	0	1.000
9	Trenton Moses	.105	7-7	19	6	2	0	0	0	2	2	.105	8	2	5	1	.414	0	0	1-1	1	12	0	1.000
11	Jesse Tierney	.000	2-0	1	0	0	0	0	0	0	0	.000	0	0	1	0	.000	0	0	0-0	6	0	0	1.000

No.	Name	ERA	W-L	APP	GS	CG	SHO	SV	IP	H	R	ER	BB	SO	2B	3B	HR	AB	B/Avg.	WP	HBP	BK	SFA	SHA
19	Kirk Boeller	0.00	0-0	1	0	0	0	0	1.1	2	0	0	1	0	1	0	0	7	.333	0	0	0	0	0
2	John Salazar	0.00	0-0	1	0	0	0	1	0.2	0	0	0	1	1	0	0	0	3	.000	1	0	0	0	0
15	Jim Klocke	0.00	0-0	1	0	0	0	0	1.0	0	0	0	0	3	0	0	0	3	.000	0	0	0	0	0
2	John Salazar	0.00	0-0	1	0	0	0	1	0.2	0	0	0	1	1	0	0	0	3	.000	1	0	0	0	0
15	Jim Klocke	0.00	0-0	1	0	0	0	0	1.0	0	0	0	0	3	0	0	0	3	.000	0	0	0	0	0
16	Kyle Gumieny	7.50	1-0	1	1	0	0	0	6.0	11	5	5	2	3	1	1	1	32	.407	0	1	0	1	1
18	Brad LaBruyere	10.80	0-0	2	0	0	0	0	3.1	7	7	4	0	3	1	1	0	19	.389	0	1	0	0	0

vs. Eastern Illinois

No.	Name	Avg.	GP-GS	AB	R	H	2B	3B	HR	RBI	TB	SLG%	BB	HBP	SO	GDP	OB%	SF	SH	SB-ATT	PO	A	E	FLD%
33	Louie Haseltine	.500	3-2	6	2	3	1	0	1	2	7	1.167	1	0	2	0	.500	1	0	0-0	3	0	0	1.000
15	Jim Klocke	.406	9-9	32	7	13	0	0	2	11	19	.594	7	1	1	1	.525	0	2	0-0	35	10	1	.978
20	Kody Campbell	.333	2-1	3	1	1	1	0	0	0	2	.667	1	0	0	0	.500	0	0	0-0	0	0	0	.000
9	Trenton Moses	.227	6-6	22	2	5	1	0	1	4	9	.409	1	0	4	1	.250	1	0	0-0	2	10	1	.923
8	Nick Harris	.200	9-9	35	7	7	2	0	0	7	9	.257	5	0	10	1	.286	2	0	1-2	20	9	1	.967
28	Blake Slattery	.167	3-2	6	0	1	0	0	0	0	1	.167	0	0	3	0	.167	0	0	1-1	6	0	0	1.000
4	Kenton Parmley	.000	1-1	3	0	0	0	0	0	0	0	.000	0	0	2	0	.000	0	0	0-0	2	3	0	1.000
11	Jesse Tierney	.000	1-0	1	0	0	0	0	0	0	0	.000	0	0	1	0	.000	0	0	0-0	1	0	0	1.000

No.	Name	ERA	W-L	APP	GS	CG	SHO	SV	IP	H	R	ER	BB	SO	2B	3B	HR	AB	B/Avg.	WP	HBP	BK	SFA	SHA
2	John Salazar	7.36	0-1	1	0	0	0	0	3.2	8	5	3	0	1	2	1	0	19	.444	0	0	0	0	1
18	Brad LaBruyere	18.00	0-0	2	0	0	0	0	2.0	5	5	4	2	1	0	0	2	14	.417	0	0	0	0	0
15	Jim Klocke	27.00	0-1	1	0	0	0	0	1.0	3	3	3	0	1	0	0	3	6	.500	0	0	0	0	0

vs. Eastern Kentucky

No.	Name	Avg.	GP-GS	AB	R	H	2B	3B	HR	RBI	TB	SLG%	BB	HBP	SO	GDP	OB%	SF	SH	SB-ATT	PO	A	E	FLD%
4	Kenton Parmley	.385	3-3	13	3	5	0	0	1	4	8	.615	1	0	0	0	.429	0	0	1-1	2	8	3	.769
33	Louie Haseltine	.364	3-3	11	4	4	1	0	1	6	8	.727	2	0	4	0	.462	0	0	1-1	0	0	0	.000
15	Jim Klocke	.296	8-8	27	9	8	3	0	1	4	14	.519	5	0	3	0	.406	0	0	0-2	37	8	2	.957
9	Trenton Moses	.238	6-6	21	2	5	0	0	1	3	8	.381	2	0	4	2	.304	0	0	0-0	7	11	2	.900
8	Nick Harris	.214	8-8	28	5	6	3	1	2	8	17	.607	6	0	7	0	.353	0	0	2-2	15	4	3	.864
20	Kody Campbell	.000	1-0	0	0	0	0	0	0	0	0	.000	0	0	0	0	.000	0	0	0-0	0	0	0	.000
11	Jesse Tierney	.000	1-0	0	1	0	0	0	0	0	0	.000	1	0	0	0	1.000	0	0	0-0	0	0	0	.000

No.	Name	ERA	W-L	APP	GS	CG	SHO	SV	IP	H	R	ER	BB	SO	2B	3B	HR	AB	B/Avg.	WP	HBP	BK	SFA	SHA
16	Kyle Gumieny	6.75	0-0	1	1	0	0	0	6.2	8	8	5	2	5	4	0	1	29	.308	0	0	0	1	0
15	Jim Klocke	27.00	0-1	1	0	0	0	0	1.0	5	4	3	1	0	2	0	1	8	.714	0	0	0	0	0
2	John Salazar	27.00	0-0	2	0	0	0	0	0.2	4	2	2	0	0	1	0	0	7	.667	0	0	0	0	1

vs. Jacksonville State

No.	Name	Avg.	GP-GS	AB	R	H	2B	3B	HR	RBI	TB	SLG%	BB	HBP	SO	GDP	OB%	SF	SH	SB-ATT	PO	A	E	FLD%
20	Kody Campbell	.333	1-1	3	2	1	0	0	0	1	1	.333	0	1	0	0	.500	0	0	0-0	0	0	0	.000
8	Nick Harris	.159	11-11	44	7	7	1	0	1	3	11	.250	2	0	13	1	.196	0	0	1-1	18	17	2	.946
15	Jim Klocke	.293	12-12	41	12	12	4	0	1	9	19	.463	9	1	8	1	.431	0	0	0-0	63	10	2	.973
9	Trenton Moses	.125	8-7	24	5	3	1	0	0	3	4	.167	1	1	6	1	.185	1	0	0-0	4	12	2	.889
4	Kenton Parmley	.417	3-3	12	4	5	2	0	0	2	7	.583	0	0	3	0	.417	0	0	0-0	5	4	0	1.000
28	Blake Slattery	.143	4-3	7	1	1	0	0	0	0	1	.143	1	0	4	0	.250	0	0	0-0	4	0	0	1.000
11	Jesse Tierney	.250	3-1	4	0	1	0	0	0	1	1	.250	0	0	1	0	.250	0	1	0-0	8	1	0	1.000

No.	Name	ERA	W-L	APP	GS	CG	SHO	SV	IP	H	R	ER	BB	SO	2B	3B	HR	AB	B/Avg.	WP	HBP	BK	SFA	SHA
16	Kyle Gumieny	2.57	0-0	1	1	0	0	0	7.0	7	4	2	1	3	3	0	0	30	.250	2	0	0	0	1
36	Corey Harness	0.00	0-0	1	0	0	0	0	1.0	0	0	0	0	1	0	0	0	3	.000	0	0	0	0	0
15	Jim Klocke	10.12	0-1	1	0	0	0	0	2.2	5	3	3	0	2	1	0	2	13	.385	1	0	0	0	0
18	Brad LaBruyere	0.00	0-0	2	0	0	0	0	3.1	4	2	0	0	5	2	0	0	16	.267	0	1	0	0	0
2	John Salazar	0.00	1-0	1	0	0	0	0	2.0	1	0	0	2	1	0	0	0	8	.200	0	1	0	0	0

REDHAWKS-BASEBALL

Career Statistics

vs. Morehead State

No.	Name	Avg.	GP-GS	AB	R	H	2B	3B	HR	RBI	TB	SLG%	BB	HBP	SO	GDP	OB%	SF	SH	SB-ATT	PO	A	E	FLD%
15	Jim Klocke	.439	10-10	41	15	18	3	0	4	16	33	.805	3	0	2	2	.467	1	1	1-1	54	8	0	1.000
4	Kenton Parmley	.375	4-4	16	0	6	1	0	0	0	7	.438	1	0	3	0	.412	0	0	1-1	5	5	2	.833
9	Trenton Moses	.348	7-7	23	6	8	0	0	2	7	14	.609	3	4	3	1	.500	0	1	0-0	5	11	0	1.000
33	Louie Haseltine	.333	4-4	15	3	5	1	0	1	4	9	.600	3	0	4	1	.444	0	0	0-0	10	0	0	1.000
8	Nick Harris	.245	10-10	49	9	12	5	1	1	7	22	.449	0	0	9	0	.245	0	0	2-2	26	5	0	1.000
20	Kody Campbell	.000	1-1	3	1	0	0	0	0	0	0	.000	1	0	1	0	.250	0	0	0-0	0	0	0	.000

No.	Name	ERA	W-L	APP	GS	CG	SHO	SV	IP	H	R	ER	BB	SO	2B	3B	HR	AB	B/Avg.	WP	HBP	BK	SFA	SHA
36	Corey Harness	4.05	0-0	2	1	0	0	0	13.1	9	8	6	6	7	1	0	2	60	.196	1	6	0	0	2
2	John Salazar	7.71	0-2	2	0	0	0	0	7.0	8	6	6	3	4	2	0	0	32	.308	0	1	0	1	1
16	Kyle Gumieny	14.54	0-0	1	1	0	0	0	4.1	10	7	7	1	2	5	0	1	24	.455	0	0	0	1	0
13	Josh Syberg	15.75	0-0	2	1	0	0	0	4.0	10	7	7	1	0	2	0	2	24	.455	0	1	0	0	0
18	Brad LaBruyere	27.00	0-1	2	0	0	0	0	1.0	2	3	3	4	0	1	0	0	9	.400	2	0	0	0	0

vs. Murray State

No.	Name	Avg.	GP-GS	AB	R	H	2B	3B	HR	RBI	TB	SLG%	BB	HBP	SO	GDP	OB%	SF	SH	SB-ATT	PO	A	E	FLD%
15	Jim Klocke	.419	10-10	31	9	13	3	0	1	9	19	.613	9	0	3	0	.537	1	0	1-1	57	7	1	.985
20	Kody Campbell	.400	2-2	5	2	2	1	0	0	2	3	.600	2	0	0	0	.500	1	0	0-0	0	0	0	.000
8	Nick Harris	.263	10-10	38	6	10	2	1	2	8	20	.526	2	1	2	1	.317	0	2	3-5	16	11	2	.931
4	Kenton Parmley	.222	3-3	9	2	2	1	0	0	2	3	.333	1	0	2	1	.300	0	0	0-0	11	12	1	.958
9	Trenton Moses	.167	6-6	18	2	3	0	0	0	1	3	.167	0	2	4	0	.250	0	1	1-1	1	3	2	.667
33	Louie Haseltine	.000	2-1	2	0	0	0	0	0	0	0	.000	0	0	1	0	.000	0	0	0-0	0	0	0	.000
11	Jesse Tierney	.000	2-0	2	0	0	0	0	0	0	0	.000	0	0	1	0	.000	0	0	0-0	3	1	0	1.000

No.	Name	ERA	W-L	APP	GS	CG	SHO	SV	IP	H	R	ER	BB	SO	2B	3B	HR	AB	B/Avg.	WP	HBP	BK	SFA	SHA
15	Jim Klocke	0.00	0-0	1	0	0	0	1	0.2	1	0	0	0	0	0	0	0	3	.500	0	0	0	1	0
2	John Salazar	0.00	0-0	2	0	0	0	0	1.2	2	1	0	1	0	0	0	0	8	.286	0	0	0	0	0
16	Kyle Gumieny	7.20	1-0	1	1	0	0	0	5.0	7	5	4	2	2	1	0	0	24	.318	0	0	0	0	0
13	Josh Syberg	7.50	0-1	3	2	0	0	0	12.0	17	12	10	2	13	2	0	1	54	.347	0	1	0	2	0
19	Kirk Boeller	99.00	0-0	1	0	0	0	0	0.0	4	6	6	2	0	1	0	0	6	1.000	0	0	0	0	0

vs. Tennessee Tech

No.	Name	Avg.	GP-GS	AB	R	H	2B	3B	HR	RBI	TB	SLG%	BB	HBP	SO	GDP	OB%	SF	SH	SB-ATT	PO	A	E	FLD%
9	Trenton Moses	.444	8-8	27	7	12	5	0	0	4	17	.630	3	2	5	0	.515	1	0	0-1	1	12	1	.929
15	Jim Klocke	.333	11-11	42	10	14	5	0	2	10	25	.595	9	0	3	1	.451	0	0	0-0	63	8	1	.986
4	Kenton Parmley	.313	4-4	16	3	5	2	0	0	2	7	.438	0	0	2	0	.313	0	0	2-2	4	12	2	.889
33	Louie Haseltine	.308	4-3	13	5	4	1	0	2	7	11	.846	1	1	4	0	.400	0	0	0-0	0	0	0	.000
8	Nick Harris	.280	11-11	50	11	14	4	1	2	7	26	.520	3	0	15	0	.321	0	0	4-4	20	8	1	.966
20	Kody Campbell	.000	1-1	2	0	0	0	0	0	0	0	.000	0	0	2	0	.000	0	0	0-0	0	0	0	.000
11	Jesse Tierney	.000	3-0	0	0	0	0	0	0	0	0	.000	0	0	0	0	.000	0	0	0-0	0	1	0	1.000

No.	Name	ERA	W-L	APP	GS	CG	SHO	SV	IP	H	R	ER	BB	SO	2B	3B	HR	AB	B/Avg.	WP	HBP	BK	SFA	SHA
15	Jim Klocke	0.00	0-0	2	0	0	0	2	2.1	0	0	0	0	0	0	0	0	7	.000	0	0	0	0	1
2	John Salazar	0.00	0-0	1	0	0	0	0	3.2	3	0	0	3	4	1	0	0	16	.231	0	0	0	0	0
16	Kyle Gumieny	3.18	1-0	1	1	0	0	0	5.2	9	2	2	3	4	0	0	1	28	.375	0	0	0	1	0
13	Josh Syberg	12.96	0-2	3	2	0	0	0	8.1	17	12	12	3	7	1	0	1	46	.415	0	1	0	1	0
19	Kirk Boeller	27.00	0-0	1	0	0	0	0	0.2	1	2	2	1	1	1	0	0	4	.333	0	0	0	0	0

vs. UT Martin

No.	Name	Avg.	GP-GS	AB	R	H	2B	3B	HR	RBI	TB	SLG%	BB	HBP	SO	GDP	OB%	SF	SH	SB-ATT	PO	A	E	FLD%
4	Kenton Parmley	.455	3-3	11	3	5	1	0	1	2	9	.818	0	1	2	0	.500	0	0	2-2	8	14	2	.917
8	Nick Harris	.440	7-7	25	12	11	1	0	4	11	24	.960	4	2	7	0	.548	0	0	2-3	12	8	2	.90
15	Jim Klocke	.385	7-7	26	9	10	2	0	1	8	15	.577	3	2	1	1	.484	0	0	1-1	22	5	3	.900
33	Louie Haseltine	.308	3-3	13	2	4	0	0	1	3	7	.538	0	0	2	1	.308	0	0	1-1	0	0	0	.000
11	Jesse Tierney	.250	3-1	4	2	1	1	0	0	1	2	.500	0	0	1	0	.200	1	0	0-0	6	1	0	1.000
9	Trenton Moses	.200	3-3	10	3	2	0	0	1	3	5	.500	0	0	3	0	.200	0	1	0-0	5	4	0	1.000
28	Blake Slattery	.000	2-0	1	0	0	0	0	0	0	0	.000	0	0	1	0	.000	0	0	0-0	0	0	0	.000

No.	Name	ERA	W-L	APP	GS	CG	SHO	SV	IP	H	R	ER	BB	SO	2B	3B	HR	AB	B/Avg.	WP	HBP	BK	SFA	SHA
15	Jim Klocke	0.00	1-0	2	0	0	0	1	3.0	1	0	0	1	1	0	0	0	11	.125	1	1	0	1	0
2	John Salazar	5.40	1-0	1	0	0	0	0	3.1	3	2	2	3	1	2	0	0	15	.273	0	0	0	1	0
16	Kyle Gumieny	5.79	0-0	1	1	0	0	0	4.2	8	3	3	0	2	1	0	0	21	.400	0	0	0	1	0
18	Brad LaBruyere	6.75	0-0	1	0	0	0	0	1.1	1	2	1	0	0	0	0	1	5	.250	0	0	0	0	0



YEAR IN REVIEW
YEAR IN REVIEW



2009 Overall Statistics

Overall: 26-25 Home: 16-13 Away: 9-10 Neutral: 1-2 OVC: 12-11

No.	Name	Avg.	GP-GS	AB	R	H	2B	3B	HR	RBI	TB	SLG%	BB	HBP	SO	GDP	OB%	SF	SH	SB-ATT	PO	A	E	FLD%
15	Jim Klocke	.394	51-51	188	56	74	20	1	9	46	123	.654	29	5	20	10	.484	1	0	0-3	218	51	5	.982
27	Tyrell Cummings	.386	51-51	202	49	78	14	2	9	55	123	.609	21	2	23	8	.447	1	1	3-11	112	1	2	.983
32	Matt Wagner	.335	50-50	185	40	62	7	0	13	53	108	.584	26	8	23	3	.430	4	2	1-2	416	19	9	.980
3	Justin Wheeler	.335	51-51	188	50	63	9	0	13	53	111	.590	16	10	30	4	.414	1	4	5-5	84	2	3	.966
33	Louie Haseltine	.325	45-34	126	30	41	10	0	11	37	84	.667	14	2	37	3	.399	1	0	5-6	24	1	0	1.000
5	Tony Spencer	.307	51-51	192	48	59	12	2	3	27	84	.438	23	8	27	0	.398	3	8	18-25	92	138	11	.954
4	Kenton Parmley	.306	50-50	173	33	53	11	1	3	23	75	.434	18	2	35	4	.376	1	1	13-16	68	134	19	.914
9	Trenton Moses	.258	50-47	159	31	41	11	0	2	24	58	.365	19	8	32	3	.366	0	4	3-3	28	84	10	.918
8	Nick Harris	.254	50-49	193	35	49	16	1	6	35	85	.440	19	1	47	4	.319	3	2	17-19	124	7	6	.956

6	Blake Dirnberger	.333	3-0	3	1	1	0	0	0	0	1	.333	0	1	0	0	.500	0	0	0-0	1	0	0	1.000
20	Kody Campbell	.298	24-16	47	12	14	4	0	1	8	21	.447	8	2	6	2	.414	1	1	0-0	2	1	1	.750
1	Kendal Deason	.273	12-0	11	1	3	0	0	0	0	3	.273	1	0	4	2	.333	0	0	1-1	2	5	2	.778
11	Jesse Tierney	.176	30-5	34	4	6	1	0	1	5	10	.294	3	0	11	0	.231	2	3	0-0	57	7	1	.985
24	Andrew Wiese	.118	14-3	17	2	2	1	0	0	1	3	.176	2	0	7	0	.211	0	0	0-0	34	3	1	.974
28	Blake Slattery	.077	13-1	13	2	1	0	0	0	1	1	.077	1	0	5	0	.133	1	0	0-0	3	0	0	1.000
Totals		.316	51-51	1731	394	547	116	7	71	368	890	.514	200	49	307	43	.398	19	26	66-91	1282	513	83	.956
Opponents		.321	51-51	1781	393	572	121	11	58	353	889	.499	205	55	332	44	.403	25	22	56-73	1263	508	75	.959

LOB - Team (368), Opp (414). DPs turned - Team (48), Opp (53). CI - Team (1), Jim Klocke 1. IBB - Team (9), Matt Wagner 4, Jim Klocke 1, Tony Spencer 1, Justin Wheeler 1, Louie Haseltine 1, Tyrell Cummings 1, Opp (5). Picked off - Tony Spencer 3, Kenton Parmley 1, Kendal Deason 1, Matt Wagner 1, Tyrell Cummings 1.

No.	Name	ERA	W-L	APP	GS	CG	SHO	SV	IP	H	R	ER	BB	SO	2B	3B	HR	AB	B/Avg.	WP	HBP	BK	SFA	SHA
26	James Leigh	4.89	7-3	16	12	1	0	0	84.2	95	55	46	35	87	18	1	12	338	.281	7	7	1	1	3
2	John Salazar	5.88	3-5	18	3	0	0	2	41.1	59	37	27	16	28	14	2	2	177	.333	1	5	2	2	3
16	Kyle Gumieny	6.86	3-2	13	12	0	0	0	61.2	95	54	47	21	34	24	2	5	265	.358	2	4	0	7	3
7	Todd Strahlendorf	7.19	2-3	12	11	0	0	0	46.1	70	46	37	17	37	11	0	4	203	.345	10	4	1	3	0

36	Corey Harness	4.55	0-1	9	4	0	0	0	29.2	25	22	15	21	23	4	1	3	106	.236	2	11	0	3	2
12	Ryan Poole	4.91	1-1	23	0	0	0	0	33.0	51	27	18	12	23	8	0	6	142	.359	1	7	1	3	3
8	Nick Harris	5.40	0-1	3	0	0	0	0	5.0	4	5	3	5	4	2	0	0	17	.235	1	0	0	1	1
15	Jim Klocke	5.70	2-4	17	0	0	0	7	23.2	27	17	15	7	22	6	0	8	93	.290	2	1	2	2	2
18	Brad LaBruyere	7.16	3-1	15	2	0	0	0	32.2	34	28	26	19	24	10	2	5	130	.262	2	4	1	0	1
23	Andy Stephens	7.43	1-1	14	0	0	0	0	13.1	16	14	11	12	12	4	0	1	54	.296	3	2	0	0	1
37	Greg Hendrix	10.97	0-1	6	2	0	0	0	10.2	14	13	13	9	7	2	1	4	45	.311	5	4	1	0	0
19	Kirk Boeller	11.02	1-0	11	0	0	0	0	16.1	24	23	20	11	4	7	1	2	71	.338	2	2	0	1	2
25	Daniel Schuh	11.12	0-0	10	1	0	0	0	17.0	29	28	21	11	15	6	1	3	77	.377	3	2	0	1	0
13	Josh Syberg	16.50	3-2	11	4	0	0	0	12.0	29	24	22	9	12	5	0	3	63	.460	2	2	1	1	1
Totals		6.76	26-25	51	51	1	0	9	427.1	572	393	321	205	332	121	11	58	1781	.321	43	55	10	25	22
Opponents		6.90	25-26	51	51	2	1	7	421.0	547	394	323	200	307	116	7	71	1731	.316	32	49	9	19	26

PB - Team (12), Jim Klocke 6, Jesse Tierney 3, Andrew Wiese 3, Opp (10). Pickoffs - Team (14), Todd Strahlendorf 4, Corey Harness 2, Ryan Poole 2, Brad LaBruyere 2, Kyle Gumieny 1, James Leigh 1, Andrew Wiese 1, Jim Klocke 1, Opp (7). SBA/ATT - Jim Klocke (47-57), James Leigh (20-26), John Salazar (10-12), Jesse Tierney (7-10), Josh Syberg (4-5), Todd Strahlendorf (4-5), Kyle Gumieny (3-5), Andrew Wiese (3-3), Andy Stephens (2-3), Ryan Poole (1-3), Corey Harness (3-3), Daniel Schuh (1-2), Nick Harris (2-2), Greg Hendrix (1-2), Brad LaBruyere (2-2), Kirk Boeller (2-2).



2009 Ohio Valley Conference Statistics

Overall: 12-11 Home: 5-6 Away: 7-5

No.	Name	Avg.	GP-GS	AB	R	H	2B	3B	HR	RBI	TB	SLG%	BB	HBP	SO	GDP	OB%	SF	SH	SB-ATT	PO	A	E	FLD%
27	Tyrell Cummings	.416	23-23	89	22	37	9	1	4	25	60	.674	11	0	9	2	.480	0	1	0-2	58	1	1	.983
15	Jim Klocke	.405	23-23	84	29	34	8	0	6	25	60	.714	13	3	8	3	.495	1	0	0-1	91	30	4	.968
33	Louie Haseltine	.365	22-20	74	19	27	6	0	8	30	57	.770	9	1	21	2	.435	1	0	5-5	15	0	0	1.000
3	Justin Wheeler	.326	23-23	89	28	29	5	0	5	26	49	.551	8	7	17	1	.419	1	1	3-3	33	1	1	.971
32	Matt Wagner	.321	22-22	81	18	26	3	0	4	23	41	.506	12	4	7	2	.429	1	1	0-0	179	11	4	.979
4	Kenton Parmley	.305	22-22	82	18	25	6	0	2	12	37	.451	5	1	15	2	.352	0	0	7-7	36	66	10	.911
8	Nick Harris	.298	22-22	84	15	25	12	1	2	20	45	.536	7	1	17	2	.355	1	2	7-9	56	4	5	.923
5	Tony Spencer	.225	23-23	89	20	20	7	0	1	9	30	.337	13	4	12	0	.343	2	2	6-9	37	55	5	.948
<hr/>																								
20	Kody Campbell	.250	8-6	16	6	4	2	0	0	3	6	.375	4	1	3	0	.409	1	0	0-0	0	0	0	.000
9	Trenton Moses	.212	22-21	66	15	14	4	0	1	8	21	.318	11	3	13	2	.350	0	3	2-2	14	36	3	.943
11	Jesse Tierney	.167	15-2	12	3	2	1	0	0	2	3	.250	1	0	5	0	.214	1	1	0-0	24	4	0	1.000
24	Andrew Wiese	.000	3-0	2	0	0	0	0	0	0	0	.000	0	0	2	0	.000	0	0	0-0	4	0	0	1.000
1	Kendal Deason	.000	2-0	0	0	0	0	0	0	0	0	.000	0	0	0	0	.000	0	0	0-0	0	0	0	.000
28	Blake Slattery	.000	3-0	0	1	0	0	0	0	0	0	.000	0	0	0	0	.000	0	0	0-0	1	0	0	1.000
Totals		.316	23-23	768	194	243	63	2	33	183	409	.533	94	25	129	16	.404	9	11	30-38	556	226	37	.955
Opponents		.349	23-23	789	174	275	57	5	27	160	423	.536	73	22	134	22	.411	16	9	11-21	555	223	39	.952

LOB - Team (158), Opp (180). DPs turned - Team (23), Opp (22). CI - Team (1), Jim Klocke 1. IBB - Team (2), Matt Wagner 1, Tyrell Cummings 1, Opp (3).

Picked off - Tony Spencer 2, Kenton Parmley 1, Kendal Deason 1, Matt Wagner 1.

No.	Name	ERA	W-L	APP	GS	CG	SHO	SV	IP	H	R	ER	BB	SO	2B	3B	HR	AB	B/Avg.	WP	HBP	BK	SFA	SHA
26	James Leigh	5.21	5-2	8	8	1	0	0	48.1	57	31	28	19	49	10	1	9	195	.292	3	4	0	1	1
16	Kyle Gumieny	6.41	3-0	7	7	0	0	0	39.1	60	34	28	11	21	15	1	4	169	.355	2	1	0	5	2
7	Todd Strahlendorf	9.00	1-3	8	8	0	0	0	32.0	55	38	32	10	25	8	0	3	147	.374	7	4	1	2	0
<hr/>																								
36	Corey Harness	1.35	0-0	2	0	0	0	0	6.2	5	3	1	3	3	1	0	0	23	.217	1	3	0	0	1
2	John Salazar	5.12	2-2	10	0	0	0	1	19.1	27	14	11	11	9	7	1	0	76	.355	1	2	0	2	3
12	Ryan Poole	6.30	0-1	11	0	0	0	0	10.0	20	9	7	4	7	3	0	3	48	.417	0	3	0	2	1
15	Jim Klocke	6.94	1-3	9	0	0	0	4	11.2	15	10	9	2	7	3	0	6	45	.333	2	1	0	2	1
18	Brad LaBruyere	9.00	0-0	5	0	0	0	0	5.0	6	7	5	2	5	0	1	1	20	.300	1	2	0	0	0
23	Andy Stephens	11.57	0-0	4	0	0	0	0	2.1	4	3	3	4	0	2	0	0	10	.400	2	1	0	0	0
25	Daniel Schuh	12.00	0-0	3	0	0	0	0	6.0	11	10	8	2	4	4	1	0	27	.407	2	0	0	1	0
13	Josh Syberg	23.62	0-0	3	0	0	0	0	2.2	8	7	7	1	3	1	0	1	16	.500	0	1	0	1	0
19	Kirk Boeller	36.00	0-0	3	0	0	0	0	2.0	7	8	8	4	1	3	0	0	13	.538	0	0	0	0	0
Totals		7.14	12-11	23	23	1	0	5	185.1	275	174	147	73	134	57	5	27	789	.349	21	22	1	16	9
Opponents		7.49	11-12	23	23	2	0	3	185.0	243	194	154	94	129	63	2	33	768	.316	12	25	4	9	11


PB - Team (3), Jesse Tierney 2, Andrew Wiese 1, Opp (6). Pickoffs - Team (7), Todd Strahlendorf 3, Brad LaBruyere 1, Ryan Poole 1, Jim Klocke 1, James Leigh 1, Opp (5). SBA/ATT - Jim Klocke (10-16), James Leigh (6-11), Todd Strahlendorf (4-5), Kyle Gumieny (1-3), Jesse Tierney (1-3), John Salazar (0-2).

REDHAWKS-BASEBALL

2009 Schedule/Results

Date	Opponent	W/L	Score	R	H	E/	R	H	E	Innings	Overall	Conference	Pitcher of Record	Attendance	Time
02-20-09	at #16 Alabama	L	1-5	1	5	1/	5	10	0	9	0-1-0	0-0-0	Gumieny (L, 0-1)	3628	3:02
02-21-09	at #16 Alabama	W	8-3	8	14	1/	3	7	3	9	1-1-0	0-0-0	Leigh (W, 1-0)	4580	3:25
02-22-09	at #16 Alabama	W	8-4	8	11	2/	4	7	0	9	2-1-0	0-0-0	LaBruyere (W, 1-0)	3657	3:10
02-24-09	Lyon College	W	11-6	11	18	1/	6	10	0	9	3-1-0	0-0-0	Syberg (W, 1-0)	208	2:52
02-27-09	Purdue	W	13-10	13	12	1/	10	11	1	9	4-1-0	0-0-0	Syberg (W, 2-0)	-	3:13
02-27-09	Purdue	L	2-9	2	6	0/	9	7	0	9	4-2-0	0-0-0	Hendrix (L, 0-1)	347	2:57
03-03-09	vs. Saint Louis	W	6-5	6	8	2/	5	7	2	9	5-2-0	0-0-0	LaBruyere (W, 2-0)	156	3:02
03-04-09	St. Catharine	L	9-11	9	12	7/	11	9	3	9	5-3-0	0-0-0	Harris (L, 0-1)	287	3:05
03-06-09	Northern Iowa	L	1-3	1	5	1/	3	6	0	9	5-4-0	0-0-0	Gumieny (L, 0-2)	516	2:25
03-07-09	Northern Iowa	W	20-8	20	15	3/	8	11	3	9	6-4-0	0-0-0	Leigh (W, 2-0)	-	3:10
03-07-09	Northern Iowa	W	7-6	7	11	1/	6	7	2	7	7-4-0	0-0-0	Klocke (W, 1-0)	876	2:32
03-08-09	Northern Iowa	L	5-11	5	9	1/	11	13	1	9	7-5-0	0-0-0	Syberg (L, 2-1)	314	3:12
03-13-09	Northern Illinois	W	8-6	8	12	2/	6	14	1	9	8-5-0	0-0-0	Stephens (W, 1-0)	295	3:02
03-14-09	Northern Illinois	W	15-5	15	18	1/	5	10	1	9	9-5-0	0-0-0	Boeller (W, 1-0)	-	3:04
03-14-09	Northern Illinois	W	11-10	11	14	3/	10	13	0	7	10-5-0	0-0-0	Syberg (W, 3-1)	463	2:45
03-15-09	Northern Illinois	L	10-17	10	14	3/	17	16	4	9	10-6-0	0-0-0	Salazar (L, 0-1)	379	3:10
03-17-09	at Missouri State	L	2-13	2	7	1/	13	12	2	9	10-7-0	0-0-0	LaBruyere (L, 2-1)	926	2:52
03-18-09	at Missouri State	L	3-16	3	8	2/	16	20	1	9	10-8-0	0-0-0	Salazar (L, 0-2)	644	2:48
03-21-09	at Tennessee Tech*	W	14-2	14	12	1/	2	12	1	9	11-8-0	1-0-0	Gumieny (W, 1-2)	-	3:01
03-21-09	at Tennessee Tech*	W	4-3	4	7	1/	3	6	0	7	12-8-0	2-0-0	Leigh (W, 3-0)	361	2:02
03-22-09	at Tennessee Tech*	W	7-4	7	8	1/	4	7	3	9	13-8-0	3-0-0	Strahlendorf (W, 1-0)	169	3:08
03-28-09	UT Martin*	W	6-5	6	10	1/	5	10	1	(10)	14-8-0	4-0-0	Klocke (W, 2-0)	-	2:35
03-28-09	UT Martin*	W	9-7	9	11	3/	7	12	0	7	15-8-0	5-0-0	Leigh (W, 4-0)	464	2:05
03-29-09	UT Martin*	W	12-8	12	16	1/	8	17	2	9	16-8-0	6-0-0	Salazar (W, 1-2)	377	3:09
04-01-09	at Arkansas State	L	1-12	1	3	2/	12	12	1	9	16-9-0	6-0-0	Syberg (L, 3-2)	347	3:08
04-04-09	Jacksonville State*	W	18-4	18	14	0/	4	8	2	9	17-9-0	7-0-0	Leigh (W, 5-0)	1108	3:01
04-04-09	Jacksonville State*	L	7-8	7	8	1/	8	13	2	7	17-10-0	7-1-0	Klocke (L, 2-1)	648	2:03
04-05-09	Jacksonville State*	W	7-4	7	9	4/	4	8	1	9	18-10-0	8-1-0	Salazar (W, 2-2)	407	3:00
04-07-09	at Southern Illinois	L	0-7	0	5	0/	7	11	0	9	18-11-0	8-1-0	Harness (L, 0-1)	320	2:50
04-10-09	at Murray State*	L	2-25	2	4	3/	25	26	7	9	18-12-0	8-2-0	Leigh (L, 5-1)	129	3:27
04-11-09	at Murray State*	L	1-3	1	2	2/	3	7	0	7	18-13-0	8-3-0	Strahlendorf (L, 1-1)	-	1:46
04-11-09	at Murray State*	W	9-6	9	12	2/	6	10	3	7	19-13-0	9-3-0	Gumieny (W, 2-2)	219	2:38
04-14-09	Southern Illinois	L	2-4	2	10	0/	4	11	1	(10)	19-14-0	9-3-0	Klocke (L, 2-2)	236	3:22
04-17-09	SIU Edwardsville	W	9-5	9	5	1/	5	8	3	9	20-14-0	9-3-0	Salazar (W, 3-2)	532	2:47
04-18-09	SIU Edwardsville	W	9-2	9	12	1/	2	9	0	7	21-14-0	9-3-0	Strahlendorf (W, 2-1)	-	2:13
04-18-09	SIU Edwardsville	W	9-4	9	13	0/	4	12	0	7	22-14-0	9-3-0	Poole (W, 1-0)	278	2:18
04-21-09	Evansville	W	9-4	9	15	2/	4	10	2	9	23-14-0	9-3-0	LaBruyere (W, 3-1)	188	2:46
04-22-09	Arkansas State	L	11-17	11	16	3/	17	17	3	9	23-15-0	9-3-0	Stephens (L, 1-1)	1077	4:06
04-25-09	at Austin Peay*	W	12-9	12	18	0/	9	18	0	9	24-15-0	10-3-0	Gumieny (W, 3-2)	-	4:12
04-25-09	at Austin Peay*	L	5-9	5	9	0/	9	14	1	7	24-16-0	10-4-0	Strahlendorf (L, 2-2)	520	2:29
04-26-09	at Austin Peay*	W	13-3	13	15	1/	3	5	1	9	25-16-0	11-4-0	Leigh (W, 6-1)	530	2:57
05-02-09	Eastern Illinois*	L	7-8	7	11	0/	8	13	3	9	25-17-0	11-5-0	Klocke (L, 2-3)	-	3:17
05-02-09	Eastern Illinois*	L	7-8	7	11	2/	8	15	1	7	25-18-0	11-6-0	Salazar (L, 3-3)	1207	2:28
05-08-09	at Eastern Kentucky*	L	13-14	13	20	2/	14	17	1	9	25-19-0	11-7-0	Klocke (L, 2-4)	250	3:10
05-09-09	at Eastern Kentucky*	W	12-2	12	9	2/	2	8	2	(8)	26-19-0	12-7-0	Leigh (W, 7-1)	211	2:35
05-10-09	at Eastern Kentucky*	L	10-11	10	11	5/	11	10	2	9	26-20-0	12-8-0	Poole (L, 1-1)	209	3:36
05-15-09	Morehead State*	L	10-12	10	10	1/	12	18	2	9	26-21-0	12-9-0	Salazar (L, 3-4)	-	3:15
05-15-09	Morehead State*	L	3-10	3	5	1/	10	9	4	7	26-22-0	12-10-0	Leigh (L, 7-2)	475	2:10
05-16-09	Morehead State*	L	6-9	6	11	3/	9	12	0	9	26-23-0	12-11-0	Strahlendorf (L, 2-3)	339	2:45
05-20-09	vs. Tennessee Tech%	L	5-9	5	11	3/	9	11	0	9	26-24-0	12-11-0	Leigh (L, 7-3)	-	3:00
05-21-09	vs. Morehead State%	L	5-7	5	15	1/	7	6	2	(11)	26-25-0	12-11-0	Salazar (L, 3-5)	-	2:59

Home Games in Bold; * - Denotes Ohio Valley Conference Game; % - Denotes Ohio Valley Conference Tournament Game



2010 OPPONENTS
2010 OPPONENTS

REDHAWKS-BASEBALL

2010 Opponents

Arkansas State Red Wolves

March 24, at Cape Girardeau, Mo.
April 14, at Jonesboro, Ark.

Location Jonesboro, Ark.
Founded 1909
Enrollment 12,185
Colors Scarlet and Black
Head Coach Tommy Raffo
School Record (Years) 23-30 (1)
Career Record (Years) Same
2009 Overall Record 23-30
2009 SBC Record (Finish) 12-18 (9th)
Lettermen Returning/Lost 12/13
Home Field Tomlinson Stadium
Press Box Phone N/A
Baseball Contact Van Provence
Phone 870-972-2707
E-mail vprovence@astate.edu
Fax 870-972-3367
Website astateredwolves.com

Central Arkansas Bears

April 27-28, at Conway, Ark.

Location Conway, Ark.
Founded 1908
Enrollment 11,783
Colors Purple and Gray
Head Coach Doug Clark
School Record (Years) 190-178-1 (7)
Career Record (Years) Same
2009 Overall Record 22-30
2009 SLC Record (Finish) 10-21 (9th)
Starters Returning/Lost 4/5
Home Field Bear Stadium
Press Box Phone N/A
Baseball Contact Steve East
Phone 501-450-5743
E-mail seast@uca.edu
Fax 501-450-5740
Website ucasports.com

Freed-Hardeman Lions

March 16, at Cape Girardeau, Mo.

Location Henderson, Tenn.
Founded 1869
Enrollment 2,043
Colors Maroon and Gold
Head Coach Jonathan Estes
School Record (Years) 0-0
Career Record 64-81
2009 Overall Record 33-16
2009 TSAC Record (Finish) 13-9 (4th)
Lettermen Returning/Lost N/A
Home Field Carnes Field
Press Box Phone N/A
Baseball Contact John Armstrong
Phone 731-989-6356
E-mail jarmstrong@fhu.edu
Fax N/A
Website athletics.fhu.edu

Auburn Tigers

February 19-21, at Auburn, Ala.

Location Auburn, Ala.
Founded 1856
Enrollment 24,137
Colors Burnt Orange and Navy Blue
Head Coach John Pawlowski
School Record (Years) 31-25 (1)
Career Record (Years) 369-217-1 (8)
2009 Overall Record 31-25
2009 SEC Record (Finish) 11-19 (5th)
Lettermen Returning/Lost 23/9
Home Field Samford Stadium
Press Box Phone 334-844-4138
Baseball Contact Dan Froehlich
Phone 334-844-9803
E-mail froehdp@auburn.edu
Fax 334-844-9807
Website auburntigers.com

Eastern Illinois Panthers

May 21, at Charleston, Ill. (DH)
May 22, at Charleston, Ill.

Location Charleston, Ill.
Founded 1895
Enrollment 11,966
Colors Blue and Gray
Head Coach Jim Schmitz
School Record (Years) 411-388 (15)
Career Record (Years) 575-549 (22)
2009 Overall Record 31-19
2009 OVC Record (Finish) 13-5 (1st)
Lettermen Returning/Lost 16/12
Home Field Monier Field at Coaches' Stadium
Press Box Phone 217-549-7965
Baseball Contact Ben Turner
Phone 217-581-7020
E-mail bwturner@eiu.edu
Fax 217-581-6434
Website eiuathletics.com

IPFW Mastodons

February 26-28, at Cape Girardeau, Mo.

Location Fort Wayne, Ind.
Founded 1964
Enrollment 13,675
Colors Royal Blue and White
Head Coach Bobby Pierce
School Record (Years) 13-38 (1)
Career Record 68-92
2009 Overall Record 13-38
2009 SL Record 6-21
Lettermen Returning/Lost 12/8
Home Field Mastodons Field
Press Box Phone N/A
Baseball Contact Rudy Yovich
Phone 260-481-6646
E-mail yovichr@ipfw.edu
Fax 260-481-6002
Website gomastodons.com

Austin Peay Governors

May 15, at Cape Girardeau, Mo. (DH)
May 16, at Cape Girardeau, Mo.

Location Clarksville, Tenn.
Founded 1927
Enrollment 10,188
Colors Red and White
Head Coach Gary McClure
School Record (Years) 650-603-4 (23)
Career Record (Years) Same
2009 Overall Record 22-30
2009 OVC Record (Finish) 7-12 (9th)
Lettermen Returning/Lost 23/6
Home Field Raymond C. Hand Park
Press Box Phone 931-221-7155
Baseball Contact Cody Bush
Phone 931-221-7561
E-mail bushc@apsu.edu
Fax 931-221-7562
Website letsgoapeay.com

Eastern Kentucky Colonels

April 2, at Cape Girardeau, Mo. (DH)
April 3, at Cape Girardeau, Mo.

Location Richmond, Ky.
Founded 1906
Enrollment 16,200
Colors Maroon and White
Head Coach Jason Stein
School Record (Years) 27-24 (1)
Career Record (Years) Same
2009 Overall Record 27-24
2009 OVC Record (Finish) 10-13 (7th)
Lettermen Returning/Lost 14/10
Home Field Turkey Hughes Field
Press Box Phone 859-622-1958
Baseball Contact Steve Fohl
Phone 859-622-1253
E-mail steve.fohl@eku.edu
Fax 859-622-5108
Website ekusports.com

Jacksonville State Gamecocks

April 24, at Jacksonville, Ala. (DH)
April 25, at Jacksonville, Ala.

Location Jacksonville, Ala.
Founded 1882
Enrollment 9,481
Colors Red and White
Head Coach Jim Case
School Record (Years) 257-209 (8)
Career Record (Years) Same
2009 Overall Record 31-26
2009 OVC Record (Finish) 10-13 (6th)
Lettermen Returning/Lost 20/8
Home Field Rudy Abbott Field
Press Box Phone 256-782-5533
Baseball Contact Greg Seitz
Phone 256-782-5279
E-mail gseitz@jsu.edu
Fax 256-782-5958
Website jsugamecocksports.com



2010 Opponents

Michigan State Spartans

March 5, at Starkville, Miss.
March 7, at Starkville, Miss.

Location East Lansing, Mich.
Founded 1855
Enrollment 47,100
Colors Green and White
Head Coach Jake Boss Jr.
School Record (Years) 23-31 (1)
Career Record (Years) 48-65 (2)
2009 Overall Record 23-31
2009 Big Ten Record (Finish) 13-11 (5th)
Lettermen Returning/Lost 19/7
Home Field McLane Baseball Stadium
Press Box Phone 517-353-2271
Baseball Contact Jeff Barnes
Phone 517-335-2271
E-mail jlbarnes@ath.msu.edu
Fax 517-353-3636
Website msuspartans.com

Mid-Continent Cougars

February 23, at Cape Girardeau, Mo.

Location Mayfield, Ky.
Founded 1949
Enrollment 1,800
Colors Navy Blue and Gold
Head Coach Shawn Yarbrough
School Record (Years) 17-41 (1)
Career Record (Years) Same
2009 Overall Record 17-41
2009 TSAC Record 4-17
Lettermen Returning/Lost 7/11
Home Field Cougar Field
Press Box Phone N/A
Baseball Contact Steve Schwepker
Phone 270-247-8521
E-mail sschwepker@midcontinent.edu
Fax 270-251-8952
Website midcontinentathletics.com

Mississippi State Bulldogs

March 5-6, at Starkville, Miss.

Location Starkville, Miss.
Founded 1878
Enrollment 18,601
Colors Maroon and White
Head Coach John Cohen
School Record (Years) 25-29 (1)
Career Record (Years) 346-226-1 (10)
2009 Overall Record 25-29
2009 SEC Record (Finish) 9-20 (12th)
Lettermen Returning/Lost 17/15
Home Field Dudy Noble Field/Polk-DeMent
Press Box Phone N/A
Baseball Contact Joe Dier
Phone 662-325-8040
E-mail JBDier@athletics.msstate.edu
Fax 662-325-3600
Website mstateathletics.com

Missouri State Bears

March 9-10, at Cape Girardeau, Mo.

Location Springfield, Mo.
Founded 1905
Enrollment 22,938
Colors Maroon and White
Head Coach Keith Guttin
School Record (Years) 938-573 (27)
Career Record (Years) Same
2009 Overall Record 34-20
2009 MVC Record (Finish) 17-5 (1st)
Lettermen Returning/Lost 17/9
Home Field Hammons Field
Press Box Phone 417-863-0395
Baseball Contact Ben Adamson
Phone 417-836-4584
E-mail benadamson@missouristate.edu
Fax 417-836-4868
Website missouristatebears.com

Morehead State Eagles

March 27, at Morehead, Ky. (DH)
March 28, at Morehead, Ky.

Location Morehead, Ky.
Founded 1887
Enrollment 8,981
Colors Blue and Gold
Head Coach Jay Sorg
School Record (Years) 38-65 (2)
Career Record (Years) Same
2009 Overall Record 20-32
2009 OVC Record (Finish) 12-10 (3rd)
Lettermen Returning/Lost 20/5
Home Field Sonny Allen Field
Press Box Phone 606-783-5308
Baseball Contact Nick VanDemark
Phone 606-783-5481
E-mail n.vandemark@moreheadstate.edu
Fax 606-783-2550
Website msueagles.com

Murray State Thoroughbreds

May 1, at Cape Girardeau, Mo. (DH)
May 2, at Cape Girardeau, Mo.

Location Murray, Ky.
Founded 1922
Enrollment 10,078
Colors Navy and Gold
Head Coach Rob McDonald
School Record (Years) 133-192-1 (6)
Career Record (Years) Same
2009 Overall Record 34-21-1
2009 OVC Record (Finish) 13-8-1 (2nd)
Lettermen Returning/Lost 15/7
Home Field Reagan Field
Press Box Phone 270-809-5650
Baseball Contact John Brush
Phone 270-809-7044
E-mail john.brush@murraystate.edu
Fax 270-809-6814
Website goracers.com

Nebraska Cornhuskers

May 7-9, at Lincoln, Neb.

Location Lincoln, Neb.
Founded 1869
Enrollment 23,573
Colors Scarlet and Cream
Head Coach Mike Anderson
School Record (Years) 280-144-2 (7)
Career Record (Years) Same
2009 Overall Record 25-28-1
2009 Big 12 Record (Finish) 8-19 (10th)
Lettermen Returning/Lost 18/12
Home Field Hawks Field at Haymarket Park
Press Box Phone 402-434-6861
Baseball Contact Shamus McKnight
Phone 402-472-7772
E-mail smcknight@huskers.com
Fax 402-472-2005
Website huskers.com

North Dakota Fighting Sioux

March 13, at Cape Girardeau, Mo. (DH)
March 14, at Cape Girardeau, Mo.

Location Grand Forks, N.D.
Founded 1883
Enrollment 12,748
Colors Kelly Green and White
Head Coach Jeff Dodson
School Record (Years) 14-29 (1)
Career Record (Years) Same
2009 Overall Record 14-29
2009 Conf. Record (Finish) N/A
Lettermen Returning/Lost 15/3
Home Field Kraft Memorial Field
Press Box Phone N/A
Baseball Contact Ryan Powell
Phone 701-777-2986
E-mail ryanpowell@mail.und.nodak.edu
Fax 701-777-4352
Website fightingsioux.com

Saint Louis Billikens

March 2, at St. Louis, Mo.
March 23, at Cape Girardeau, Mo.

Location St. Louis, Mo.
Founded 1818
Enrollment 12,733
Colors Royal Blue and White
Head Coach Darin Hendrickson
School Record (Years) 54-54 (2)
Career Record (Years) 544-228 (14)
2009 Overall Record 30-25
2009 A-10 Record (Finish) 12-13 (7th)
Lettermen Returning/Lost 18/6
Home Field The Billiken Sports Center
Press Box Phone 314-808-4868 (SID cell)
Baseball Contact Brian Kunderman
Phone 314-977-3346
E-mail bkunderm@slu.edu
Fax 314-977-3178
Website slubillikens.com

REDHAWKS-BASEBALL

2010 Opponents

Southern Illinois Salukis

April 6, at Cape Girardeau, Mo.
April 20, at Carbondale, Ill.

Location Carbondale, Ill.
Founded 1869
Enrollment 20,350
Colors Maroon and White
Head Coach Dan Callahan
School Record (Years) 414-418-1 (15)
Career Record (Years) 567-576-2 (21)
2009 Overall Record 24-28
2009 MVC Record (Finish) 12-10 (5th)
Lettermen Returning/Lost 18/13
Home Field Abe Martin Field
Press Box Phone N/A
Baseball Contact Jason Clay
Phone 618-453-5470
E-mail jclay@siu.edu
Fax N/A
Website siusalukis.com

Tennessee Tech Golden Eagles

April 10, at Cape Girardeau, Mo. (DH)
April 11, at Cape Girardeau, Mo.

Location Cookeville, Tenn.
Founded 1915
Enrollment 10,850
Colors Purple and Gold
Head Coach Matt Bragga
School Record (Years) 138-183-2 (6)
Career Record (Years) 286-270-2 (9)
2009 Overall Record 31-24-1
2009 OVC Record (Finish) 10-11-1 (5th)
Lettermen Returning/Lost 15/9
Home Field Bush Stadium
Press Box Phone 931-372-6032
Baseball Contact Nick Heidelberger
Phone 931-372-3293
E-mail heidelberger@tntech.edu
Fax 931-372-6139
Website ttusports.com

UT Martin Skyhawks

April 17, at Martin, Tenn. (DH)
April 18, at Martin, Tenn.

Location Martin, Tenn.
Founded 1900
Enrollment 8,000
Colors Navy Blue and Orange
Head Coach Victor "Bubba" Cates
School Record (Years) 168-412-1 (11)
Career Record (Years) 424-573-1 (27)
2009 Overall Record 21-30
2009 OVC Record (Finish) 10-14 (8th)
Lettermen Returning/Lost 13/13
Home Field Skyhawk Field
Press Box Phone 731-587-7337
Baseball Contact Ryne Rickman
Phone 731-881-7632
E-mail rrickman@utm.edu
Fax 731-881-7624
Website utmsports.com

Valparaiso Crusaders

March 19-21 at Cape Girardeau, Mo.

Location Valparaiso, Ind.
Founded 1859
Enrollment 3,980
Colors Brown and Gold
Head Coach Tracy Woodson
School Record (Years) 71-93 (3)
Career Record (Years) Same
2009 Overall Record 28-24
2009 HL Record (Finish) 12-11 (4th)
Lettermen Returning/Lost 21/9
Home Field Emory G. Bauer Field
Press Box Phone 219-464-6006
Baseball Contact Ryan Wronkowicz
Phone 219-464-5232
E-mail Ryan.Wronkowicz@valpo.edu
Fax 219-464-5762
Website valpoathletics.com



McNeese State	1-2	St. Catharine	0-1
Maryland-Eastern Shore	1-0	Saint Louis	32-23-1
Memphis	21-30	Samford	9-8
Middle Tennessee State	13-21	Savannah State	1-0
Millikin	5-0	Slippery Rock	2-0
Milwaukee	3-1	South Alabama	2-5
Minnesota State-Mankato	1-1	South Dakota State	6-2
Mississippi	2-13	South Florida	0-3
Mississippi State	0-2	Southern Illinois	23-40-1
Missouri	9-21	Southern Indiana	13-16
Missouri Baptist	21-11	Southern Mississippi	3-6
Missouri State	36-60	Southern	2-0
Missouri Valley	2-0	Southwest Baptist	15-2
Missouri Southern	3-5	St. Anselm	1-0
Missouri S&T (Rolla)	61-27	St. Augustine's	1-0
Missouri-St. Louis	28-30	St. Joseph's	0-1
Minnesota St.-Moorhead	0-1	St. Leo	1-0
Morehead State	35-25	St. Olaf	0-2
Murray State	44-42	Tampa	0-3
Nebraska-Omaha	3-1	Tennessee State	6-0
Norfolk State	1-1	Tennessee Tech	39-20
North Alabama	0-2	Troy	0-1
North Dakota	9-3	Truman State	17-3
Northeastern Illinois	10-7	Tulane	1-5
Northern Colorado	1-3	Union (Ky.)	2-6
Northern Illinois	6-1	Union (Tenn.)	3-1
Northern Iowa	5-6	UT Martin	54-19-1
Northern Kentucky	1-0-0	Valdosta State	0-2
Northwest Missouri St.	15-15	Valparaiso	3-2
Northwestern	1-0	Vanderbilt	1-1
Northwestern State	1-0	Washburn	1-1
Oakland City	10-1	Washington (Mo.)	10-1
Oklahoma	0-6	West Alabama	2-1
Oklahoma State	2-4	Western Illinois	4-3
Olivet Nazarene	2-1	Western Kentucky	1-2
Oral Roberts	3-2	Western Michigan	1-0
Pittsburg State	2-1	Westminster (Mo.)	1-2
Princeton	0-1	Wichita State	1-4
Purdue	1-1	William Jewell	4-1
Quincy	11-5	William Penn	1-0-1
Rhode Island	0-1	William Woods	1-0
Rockford	1-1	Wingate	1-1
Southeastern Louisiana	2-2	Wisconsin-Stout	0-2
SIU Edwardsville	13-17		
Sacred Heart	2-0		

OVC Opponents in Bold

All-Time Series Records

Alabama	4-7	Christian Brothers	17-2	Illinois State	3-9-2
Arkansas-Little Rock	4-0	Cleveland State	1-2	Illinois Tech	2-0
Arkansas	3-4	Concordia (Mo.)	5-2	Indiana State	5-5
Arkansas State	25-28	Concordia (Neb.)	0-2	Iowa	5-6
Arkansas-Pine Bluff	5-1	Creighton	1-2	Iowa State	8-1
Armstrong Atlantic	2-0	Culver-Stockton	3-0	Jackson State	6-1
Augustana (Ill.)	3-3	Delaware State	1-0	Jacksonville State	10-16
Austin Peay	41-27	Delta State	1-3	Kansas	0-7
Belmont	5-3	Eastern Kentucky	26-31	Kansas State	1-0
Bethel (Tenn.)	1-0	Eastern Illinois	24-22	Lakeland	1-0
Bradley	5-6	Eckerd	0-3	Lincoln (Mo.)	40-5
Brescia	2-0	Evansville	29-20-1	Lindenwood	2-0
Brown	0-2	Florida A&M	1-0	Lipscomb	6-1
Butler	0-2	Florida Atlantic	0-1	Long Island	0-1
Carroll (Wis.)	2-0	Florida Southern	0-2	Louisville	1-0
Central Arkansas	2-2	Florida State	0-3	Luther	2-0
Central Michigan	4-4	Freed-Hardeman	0-4	Lyon	2-0
Central Missouri	10-13	Georgia Tech	0-4	MacMurray	4-0
Central Oklahoma	1-0	Grand View	1-2	Marietta	4-4
		Greenville	1-1	Martin Methodist	1-0
		Harris-Stowe	16-2	Maryville (Mo.)	4-1
		Illinois-Chicago	7-0	McKendree	23-6



RECORDS & HISTORY

REDHAWKS-BASEBALL

Single-Season Hitting

Games Played

1. Eric Horstman, 2005	59	Jeremy Johnson, 1999	80
Frank Montiel, 2005	59	Kyle Yount, 1998	80
3. Bo Jenkins, 2005	58		
4. Emie Bracamonte, 2004	57		
Eric Horstman, 2004	57		
Bo Jenkins, 2004	57		
Jeremy Johnson, 1997	57		
8. 13 players tied	56		

(Last by Nick Harris and Jim Klocke in 2007)

Batting Average

(Minimum 70 At-Bats)

1. Dan Shy, 1989489
2. Chris Shadowens, 1986441
3. Todd Shylanski, 1991439
4. Dan Patterson, 1984438
5. Lon Steward, 1986433
6. Steve Vaughn, 1965429
7. LaMonte Collier, 1997426
8. Chris Janet, 1982418
9. Brent Wood, 1982415
10. Jeremy Johnson, 1999412

At-Bats

1. Emie Bracamonte, 2004	229
Denver Stuckey, 2002	229
3. Nick Harris, 2007	228
Eric Horstman, 2004	228
Kyle Yount, 1998	228
6. Eric Horstman, 2005	227
7. Kerry Robinson, 1995	226
8. Tyrell Cummings, 2008	225
9. Frankie Montiel, 2005	223
10. Vern Hatton, 2002	222

Runs Scored

1. Charlie Marino, 1998	62
2. Eric Horstman, 2004	61
Jeremy Johnson, 2000	61
4. Brian Hopkins, 2003	58
Vern Hatton, 2002	58
6. Kevin Meyer, 2000	57
Jeremy Johnson, 1997	57
Kerry Robinson, 1995	57
9. Jim Klocke, 2009	56
10. Justin Christian, 2003	55
Denver Stuckey, 2003	55
Tony Gongwer, 1986	55

Hits

1. Kerry Robinson, 1995	87
2. LaMonte Collier, 1997	86
3. Eric Horstman, 2004	84
4. Vern Hatton, 2002	82
5. Emie Bracamonte, 2004	81
Brian Hopkins, 2003	81
7. Denver Stuckey, 2002	80
Jeremy Johnson, 2000	80

Doubles

1. Kevin Meyer, 2000	25
2. Frank Montiel, 2004	22
3. Jim Klocke, 2009	20
Clemente Bonilla, 2001	20
LaMonte Collier, 1997	20
6. Eric Horstman, 2004	19
Zach Borowiak, 2003	19
Brian Hopkins, 2003	19
Clemente Bonilla, 2002	19
Jeff Bourbon, 1999	19
Jeremy Johnson, 1998	19

Triples

1. Vern Hatton, 2002	9
2. Steve Vaughn, 1965	8
3. Scott Hopper, 1995	7
4. Eric Horstman, 2004	5
Jeremy Johnson, 1999	5
Steve Lowe, 1999	5
Kerry Robinson, 1995	5
Steve Bieser, 1989	5
Dan Shy, 1989	5
10. 10 players tied	4

(Last by Nick Harris in 2007)

Home Runs

1. Charlie Marino, 1998	21
2. Dan Patterson, 1985	20
3. Jeremy Johnson, 2000	19
4. Brian Hopkins, 2003	18
Steve Williams, 1983	18
6. Darin Kinsolving, 2000	17
Charlie Marino, 2000	17
Kerry Kumer, 1987	17
9. Dan Shy, 1989	16
Mark Simmons, 1985	16
Steve Williams, 1982	16

Runs Batted In

1. Brian Schaefer, 1995	67
2. Charlie Marino, 2000	64
3. Zach Borowiak, 2003	59
Brian Hopkins, 2003	59
5. Tyrell Cummings, 2008	58
Vern Hatton, 2002	58
6. Matt Wagner, 2008	57
Darin Kinsolving, 2000	57
Chris Shadowens, 1986	57
10. 3 players tied	55

Walks

1. Clemente Bonilla, 2001	61
2. Clemente Bonilla, 2002	54
3. Clemente Bonilla, 1999	53
4. Jeremy Johnson, 2000	42
5. Clemente Bonilla, 2000	39

Steve Bieser, 1989	39
7. Darin Kinsolving, 2000	38
8. Jeff Morris, 1983	37
Russ Deal, 1982	37
10. 3 players tied	36

Strikeouts

1. Bo Jenkins, 2004	70
2. Daniel Schuh, 2006	57
3. Robert Kern, 1998	54
4. Charlie Marino, 2000	52
5. Jeremy Johnson, 1998	50
Charlie Marino, 1998	50
Scott Hopper, 1995	50
8. Bo Jenkins, 2005	49
Jordan Payne, 2005	49
Brian Schaefer, 1994	49

Hit By Pitch

1. Jeremy Johnson, 1998	15
Charlie Marino, 1998	15
3. Omar Padilla, 2006	14
Jim Gervitz, 1997	14
5. Daryl Graham, 2007	13
Omar Padilla, 2007	13
Eric Horstman, 2005	13
Vern Hatton, 2001	13
9. Daryl Graham, 2006	12
Brady Noll, 2004	12
Jim King, 1971	12

Total Bases

1. Brian Hopkins, 2003	160
2. Jeremy Johnson, 2000	151
3. Vern Hatton, 2002	144
Charlie Marino, 1998	144
5. Jeremy Johnson, 1999	141
6. Zach Borowiak, 2003	138
7. Dan Shy, 1989	136
8. Darin Kinsolving, 2000	134
LaMonte Collier, 1997	134
10. Charlie Marino, 2000	133

Slugging Percentage

(Minimum 70 At-Bats)

1. Dan Shy, 1989965
2. Steve Vaughn, 1965943
3. Dan Patterson, 1985854
4. Kerry Kumer, 1987853
5. Dan Patterson, 1984850
6. Chris Shadowens, 1986832
7. Steve Williams, 1982823
8. Steve Williams, 1983814
9. Brian Hopkins, 2003792
10. Jeremy Johnson, 2000770

On-Base Percentage

(Minimum 70 At-Bats)

1. Clemente Bonilla, 2001564
2. Dan Shy, 1989549

3. Steve Vaughn, 1965545
4. Lon Steward, 1985519
5. Todd Shylanski, 1991516
6. Jeremy Johnson, 2000514
7. Darin Kinsolving, 2000498
8. LaMonte Collier, 1997496
Brent Wood, 1982496
10. Steve Bieser, 1989495
Dan Patterson, 1984495

Stolen Bases

1. Doug Muench, 1986	33
2. LaMonte Collier, 1997	24
3. Lance Craft, 1997	23
4. Kerry Robinson, 1995	20
Rhett Pierce, 1992	20
Tony Gongwer, 1986	20
Mark Amick, 1976	20
8. Tony Spencer, 2009	18
Justin Christian, 2003	18
Denver Stuckey, 2002	18
Charlie Marino, 2000	18

Current Players in Bold

Single-Game Hitting Records

At-Bats

8, by Omar Padilla at Austin Peay (4/22/07)

Hits

6, 2x, last by Jordan Payne at Tennessee Tech (5/14/05)

Triples

2, 6x, last by Justin Christian vs. Missouri (3/11/03)

RBI

9, by Dan Shy at Lincoln (4/21/89)

Walks

5, by Clemente Bonilla at Austin Peay (5/19/00)

Runs Scored

5, 4x, last by Nick Harris at Austin Peay (4/22/07)

Doubles

3, 9x, last by Omar Padilla vs. Indiana State (3/4/06)

Home Runs

4, by Scott Pruneau at Austin Peay (3/29/92)

Stolen Bases

4, by Lance Craft at Murray State (3/16/97)

Strikeouts

4, 12x, last by Jordan Payne vs. Samford (5/25/06)



Career Hitting

Games Played

1. Jeremy Johnson, 1997-00	216
2. Zach Borowiak, 2000-03	213
Clemente Bonilla, 1999-02	213
Jeff Bourbon, 1998-01	213
5. Denver Stuckey, 2000-03	205
6. Darin Kinsolving, 1997-00	201
7. Kyle Yount, 1996-99	190
8. Tom Breuer, 1993-96	177
9. Brian Moeglin, 1991-94	174
10. Scott Pruneau, 1990-93	167

Batting Average

(Minimum 200 At-Bats)

1. Dan Shy, 1988-89	.426
2. Lon Steward, 1985-86	.406
3. Todd Shylanski, 1991-92	.387
4. Dan Patterson, 1984-86	.384
5. Doug Muench, 1985-86	.377
6. LaMonte Collier, 1996-97	.376
7. Eric Horstman, 2004-05	.363
8. Paul Rosburg, 1981-82	.361
9. Jim Klocke, 2007-present	.359
Jeremy Johnson, 1997-00	.359

At-Bats

1. Zach Borowiak, 2000-03	830
2. Jeremy Johnson, 1997-00	800
3. Jeff Bourbon, 1998-01	754
4. Denver Stuckey, 2000-03	753
5. Clemente Bonilla, 1999-02	686
Kyle Yount, 1996-99	686
7. Darin Kinsolving, 1997-00	648
8. Nick Harris, 2007-09	605
9. Tom Breuer, 1993-96	592
10. Matt Wagner, 2007-09	588

Runs Scored

1. Jeremy Johnson, 1997-00	214
2. Denver Stuckey, 2000-03	178
3. Clemente Bonilla, 1999-02	172
4. Jeff Bourbon, 1998-01	151
Darin Kinsolving, 1997-00	151
6. Jim Klocke, 2007-present	147
7. Zach Borowiak, 2000-03	139
8. Brian Hopkins, 2001-03	138
9. Nick Harris, 2007-present	131
10. Steve Williams, 1981-84	127

Hits

1. Jeremy Johnson, 1997-00	287
2. Zach Borowiak, 2000-03	271
3. Denver Stuckey, 2000-03	237
4. Jeff Bourbon, 1998-01	217
5. Kyle Yount, 1996-99	215
6. Clemente Bonilla, 1999-02	212
7. Darin Kinsolving, 1997-00	200
8. Jim Klocke, 2007-09	198
9. Matt Wagner, 2007-09	194
10. Tom Breuer, 1993-96	183

Doubles

1. Zach Borowiak, 2000-03	68
2. Jeremy Johnson, 1997-00	65
3. Jeff Bourbon, 1998-01	62
4. Clemente Bonilla, 1999-02	59
5. Denver Stuckey, 2000-03	56
6. Tom Breuer, 1993-96	41
7. Nick Harris, 2007-present	40
Brian Hopkins, 2001-03	40
9. Tristen McDonald, 2001-03	39
10. Phil Warren, 1997-00	38

Triples

1. Vern Hatton, 2001-02	13
2. Jeremy Johnson, 1997-00	11
Scott Hopper, 1994-96	11
Steve Vaughn, 1965-67	11
5. Jeff Steffens, 1987-90	10
6. Don Metz, 1967-70	9
Nick Harris, 2007-present	9
8. Kerry Robinson, 1993-95	8
Brian Moeglin, 1991-94	8
Chris Janet, 1981-84	8

Home Runs

1. Steve Williams, 1981-84	52
2. Jeremy Johnson, 1997-00	49
Darin Kinsolving, 1997-00	49
4. Dan Patterson, 1984-86	40
5. Charlie Marino, 1998-00	39
6. Jeff Bourbon, 1998-01	34
7. Matt Wagner, 2007-09	31
Brian Hopkins, 2001-03	31
9. Zach Borowiak, 2000-03	26
10. Nick Harris, 2007-present	24

Runs Batted In

1. Jeremy Johnson, 1997-00	184
2. Steve Williams, 1981-84	167
3. Jeff Bourbon, 1998-01	161
4. Darin Kinsolving, 1997-00	157
5. Zach Borowiak, 2000-03	154
6. Matt Wagner, 2007-09	152
7. Tom Breuer, 1993-96	127
8. Jim Klocke, 2007-present	124
9. Dan Paterson, 1984-86	123
10. Clemente Bonilla, 1999-02	121

Walks

1. Clemente Bonilla, 1999-02	207
2. Jeremy Johnson, 1997-00	117
3. Darin Kinsolving, 1997-00	116
4. Jim Klocke, 2007-present	98
5. Steve Williams, 1981-84	89
6. Rex Crosnoe, 1993-95	85
7. Brent Wood, 1980-83	76
8. Tom Breuer, 1993-96	73
9. Denver Stuckey, 2000-03	69

10. Brian Hopkins, 2001-03	67
Russ Deal, 1979-82	67

Strikeouts

1. Darin Kinsolving, 1997-00	137
2. Jeremy Johnson, 1997-00	135
3. Brian Hopkins, 2001-03	134
4. Nick Harris, 2007-present	129
5. Jeff Bourbon, 1998-01	122
6. Clemente Bonilla, 1999-02	118
7. Bo Jenkins, 2004-05	117
Brian Schaefer, 1993-95	117
9. Denver Stuckey, 2000-03	107
10. Charlie Marino, 1998-00	104

Hit By Pitch

1. Omar Padilla, 2006-07	27
Jeremy Johnson, 1997-00	27
3. Daryl Graham, 2006-07	25
Darin Kinsolving, 1997-00	25
Tom Breuer, 1993-96	25
6. Charlie Marino, 1998-00	24
7. Denver Stuckey, 2000-03	23
Vern Hatton, 2001-02	23
Jeff Bourbon, 1998-01	23
10. Zach Borowiak, 2000-03	22

Total Bases

1. Jeremy Johnson, 1997-00	521
2. Zach Borowiak, 2000-03	425
3. Darin Kinsolving, 1997-00	389
4. Jeff Bourbon, 1998-01	387
5. Denver Stuckey, 2000-03	349
6. Steve Williams, 1981-84	348
7. Brian Hopkins, 2001-03	323
8. Clemente Bonilla, 1999-02	319
9. Matt Wagner, 2007-09	314
10. Nick Harris, 2007-present	300

Slugging Percentage


(Minimum 200 At-Bats)

1. Dan Patterson, 1984-86	.815
2. Dan Shy, 1988-89	.760
3. Steve Williams, 1981-84	.745
4. Lon Steward, 1985-86	.721
5. Charlie Marino, 1998-00	.677
6. Todd Shylanski, 1991-92	.675
7. Jeremy Johnson, 1997-00	.651
8. Steve Vaughn, 1965-67	.623
9. LaMonte Collier, 1996-97	.608
10. Darin Kinsolving, 1997-00	.600

On-Base Percentage

(Minimum 200 At-Bats)

1. Dan Shy, 1988-89	.505
2. Lon Steward, 1985-86	.498
3. Steve Bieser, 1988-89	.478
4. Clemente Bonilla, 1999-02	.472



Zach Borowiak

5. Jim Klocke, 2007-09	.465
6. Jeff Morris, 1983-84	.463
7. Todd Shylanski, 1991-92	.462
8. Dan Patterson, 1984-86	.459
9. Russ Deal, 1979-82	.458
10. LaMonte Collier, 1996-97	.457

Stolen Bases

1. Denver Stuckey, 2000-03	52
2. Jeremy Johnson, 1997-00	50
3. Kerry Robinson, 1993-95	46
4. Doug Muench, 1985-86	44
5. Lance Craft, 1996-97	39
6. Nick Harris, 2007-present	36
7. Clemente Bonilla, 1999-02	34
Charlie Marino, 1998-00	34
Mark Amick, 1973-76	34
10. Tony Spencer, 2008-09	33
LaMonte Collier, 1996-97	33
Jeff Steffens, 1987-90	33

Current Players in Bold

Consecutive Records

Longest Hitting Streak

35 Games, by Kerry Robinson (1995)

Consecutive Games Reaching Base Safely

48 Games, by Eric Horstman
(Mar. 5-May 26, 2005)

REDHAWKS-BASEBALL

Single-Season Pitching

Earned Run Average

(Minimum 40 Innings Pitched)

1. Mike Payne, 1970	1.30
2. Todd Pennington, 2001	1.33
3. Trae Hastings, 1978	1.38
4. Galen McSpadden, 1973	1.47
5. Galen McSpadden, 1974	1.53
6. Kenny Reinagel, 1984	1.64
7. Jeff Hilz, 2000	1.71
8. Jerry Payne, 1972	1.73
9. Mike Payne, 1972	1.88
10. Steve Hosick, 1977	1.93

Wins

1. Tim Alvarez, 2003	14
2. Brad Purcell, 2002	12
Brandon Smith, 2002	12
Todd Pennington, 2001	12
5. Ryan Spille, 1998	11
Brian Harper, 1988	11
7. Ryan Spille, 1999	10
Jim Parks, 1989	10
Lee Lummus, 1987	10
10. 4 pitchers tied	9
(Last by Lanson Debrock in 2000)	

Losses

1. Jamie McAlister, 2006	12
2. John Jarvis, 1992	10
3. Casey Johnson, 2005	9
Jamie McAlister, 2005	9
5. Tommy Thomas, 2001	8
6. Jamie McAlister, 2005	7
Anthony Maupin, 2004	7
David Michel, 1997	7
Dave Siboda, 1997	7
Kerry McMahon, 1994	7
Dave Gronowski, 1981	7

Saves

1. Brad Smith, 2004	11
2. Hal Hempe, 1987	8
3. Jim Klocke, 2009	7
4. Mark Frazier, 2002	5
Jeff Hunt, 1976	5
6. Jeff Hilz, 2000	4
Troy Pehle, 1995	4
8. 9 pitchers tied	3
(Last by Jake Kemper in 2008)	

Games Started

1. Dave Jorn, 1976	19
2. Casey Johnson, 2005	17
Brad Purcell, 2002	17
Jason Swearingen, 1998	17
4. Derek Herbig, 2005	16
Dan Huesgen, 2000	16
John Jarvis, 1992	16
7. 7 pitchers tied	15
(Last by Josh Syberg in 2007)	

Appearances

1. Brad Smith, 2004	30
2. Casey Johnson, 2005	29
3. Jamie McAlister, 2005	28
Jeff Hilz, 2000	28
5. Jeff Hilz, 2001	27
6. Mark Frazier, 2002	26
7. Josh Parham, 2006	25
8. Ryan Poole, 2009	23
Anthony Maupin, 2004	23
James Beever, 2003	23
Ryan Spille, 1998	23
Jason Swearingen, 1998	23
David Michel, 1997	23
D. Dannemueller, 1992	23

Shutouts

1. Trae Hastings, 1976	4
2. Asif Shah, 2007	3
Tim Alvarez, 2003	3
Todd Pennington, 2001	3
Dan Huesgen, 1999	3
6. 12 pitchers tied	2
(Last by Dustin Renfrow in 2007)	

Complete Games

1. Jason Swearingen, 1998	9
Lance Hemmer, 1983	9
3. Ryan Spille, 1999	8
Ryan Spille, 1998	8
Brian Harper, 1988	8
Dan Stroud, 1983	8
Trae Hastings, 1976	8
8. 7 pitchers tied	7
(Last by Anthony Maupin in 2004)	

Innings Pitched

1. Brad Purcell, 2002	117.0
2. Jason Swearingen, 1998	110.0
3. Jamie McAlister, 2006	109.1
4. Ryan Spille, 1998	109.0
5. Tim Alvarez, 2003	108.1
6. Ryan Spille, 1999	104.1
7. Anthony Maupin, 2004	103.1
8. Lanson Debrock, 2000	99.1
9. Joey Evans, 2005	98.1
10. Brian Harper, 1988	98.0

Strikeouts

1. Ryan Spille, 1998	130
2. Todd Pennington, 2001	121
3. Brad Purcell, 2002	102
4. Brian Harper, 1988	94
5. Tommy Thomas, 2000	92
6. James Leigh, 2009	87
Jim Parks, 1991	87
8. Brian Harper, 1987	86
9. Ryan Spille, 1999	85
10. Brandon Smith, 2002	82
David Michel, 1995	82

Strikeouts Per Nine

Innings

(Minimum 40 Innings Pitched)

1. Galen McSpadden, 1973	12.14
2. Hal Hempen, 1987	12.02
3. Jon Nourie, 2003	11.62
4. Jeff Hilz, 2001	11.60
5. Todd Pennington, 2001	11.46
6. Tommy Thomas, 2000	11.39
7. Ralph Hachman, 1965	11.38
8. Brad Smith, 2004	10.93
9. Ryan Spille, 1998	10.73
10. Derek Herbig, 2004	10.61

Hits Allowed

1. Jeremy Johnson, 1998	15
Charlie Marino, 1998	15
3. Omar Padilla, 2006	14
Jim Gerwitz, 1997	14
5. Daryl Graham, 2007	13
Omar Padilla, 2007	13
Eric Horstman, 2005	13
Vern Hatton, 2001	13
9. Daryl Graham, 2006	12
Brady Noll, 2004	12
Jim King, 1971	12

Walks Allowed

1. Casey Johnson, 2005	59
2. Joe Schulte, 1985	53
3. Derek Herbig, 2005	52
Mike Fitch, 2004	52
5. Ryan Spille, 1998	50

John Jarvis, 1992	50
7. Asif Shah, 2006	46
8. Tommy Thomas, 2000	45
9. Jim Edwards, 1990	44
10. D. Dannemueller, 1992	43
Alan Wieter, 1992	43

Walks Allowed Per Nine Innings

(Minimum 40 Innings Pitched)

1. Jason Swearingen, 1998	1.39
2. Max Mitts, 1994	1.60
3. Troy Pehle, 1995	1.61
4. Dan Huesgen, 1999	1.88
5. Jamie McAlister, 2006	1.89
Jeff Bohnert, 1986	1.89
7. David Michel, 1996	2.06
8. Dustin Renfrow, 2007	2.08
9. Lee Lummus, 1987	2.18
10. Galen McSpadden, 1971	2.25

Current Players in Bold

Single-Game Pitching Records

Strikeouts

17, by John Holdner, 1961

Innings Pitched

11.0, by Tom Reinagel (4/19/71)



Tim Alvarez



Earned Run Average

(Minimum 100 Innings Pitched)

1. Dave Jorn, 1975-76	2.24
2. Trae Hastings, 1975-78	2.30
3. Kenny Reinagel, 1982-84	2.41
4. Jeff Hiltz, 2000-01	2.42
5. Galen McSpadden, 1971-74	2.65
6. Tim Alvarez, 2002-03	2.82
7. Todd Pennington, 1999-01	2.83
8. Tim Smith, 1975-76	2.88
9. Mike Payne, 1969-72	2.90
10. Doug Paker, 1990-91	3.10

Wins

1. Lee Lummus, 1986-89	28
2. Jason Swearingen, 1995-98	27
3. Dan Huesgen, 1997-00	22
Trae Hastings, 1975-78	22
5. Ryan Spille, 1998-99	21
Jim Parks, 1987-91	21
Brian Harper, 1986-88	21
8. Tim Alvarez, 2002-03	19
9. David Michel, 1995-97	18
Galen McSpadden, 1971-74	18

Losses

1. Jamie McAlister, 2005-06	20
2. Jason Swearingen, 1995-98	17
3. Lanson Debrock, 1997-00	16
4. David Michel, 1995-97	15
Troy Pehle, 1994-97	15
6. John Jarvis, 1991-92	14
D. Dannenmueller, 1990-93	14
8. Anthony Maupin, 2004-06	13
Dan Huesgen, 1997-00	13
Jim Parks, 1987-91	13
Keith Boeller, 1980-83	13

Saves

1. Brad Smith, 2003-05	13
2. Hal Hempen, 1986-87	10
3. Jim Klocke, 2007-09	7
Troy Pehle, 1994-97	7
5. Josh Parham, 2005-07	6
Jeff Hiltz, 2000-01	6
7. Jamie McAlister, 2005-06	5
Mark Frazier, 2001-02	5
Mick Eftink, 1979-82	5
Jeff Hunt, 1976-77	5

Games Started

1. Jason Swearingen, 1995-98	56
2. Derek Herbig, 2004-06	39
David Michel, 1995-97	39
Lee Lummus, 1986-89	39
5. Dan Huesgen, 1997-00	38
6. Lanson Debrock, 1997-00	34
7. Jim Parks, 1987-91	33
Trae Hastings, 1975-78	33
9. Anthony Maupin, 2004-06	31

10. Brad Purcell, 2001-02	30
Ryan Spille, 1998-99	30
Brian Harper, 1986-88	30

Appearances

1. Jason Swearingen, 1995-98	76
2. Dan Huesgen, 1997-00	70
3. Lanson Debrock, 1997-00	69
4. Josh Parham, 2005-07	66
Troy Pehle, 1994-97	66
6. Brandon Smith, 1999-02	65
7. Ryan Forsyth, 2003-05	59
8. David Michel, 1995-97	58
9. Jeff Hiltz, 2000-01	55
10. D. Dannenmueller, 1990-93	52
Lee Lummus, 1986-99	52

Shutouts

1. Trae Hastings, 1975-78	5
2. Asif Shah, 2006-07	3
Tim Alvarez, 2002-03	3
Todd Pennington, 1999-01	3
Dan Huesgen, 1997-00	3
Ryan Spille, 1998-99	3
Doug Baker, 1990-91	3
Lance Hemmer, 1982-84	3
Kenny Reinagel, 1982-84	3
Keith Boeller, 1980-83	3

Complete Games

1. Trae Hastings, 1975-78	24
2. Jason Swearingen, 1995-98	21
3. Ryan Spille, 1998-99	16
4. Jim Parks, 1987-91	15
Keith Boeller, 1980-83	15
6. Brian Harper, 1986-88	14
7. Anthony Maupin, 2004-06	13
8. Lee Lummus, 1986-89	12
Lance Hemmer, 1982-84	12
Dan Stroud, 1981-83	12
Galen McSpadden, 1971-74	12

Innings Pitched

1. Jason Swearingen, 1995-98	368.1
2. Dan Huesgen, 1997-00	283.1
3. David Michel, 1995-97	247.0
4. Lee Lummus, 1986-89	246.1
5. Jim Parks, 1987-91	240.0
6. Lanson Debrock, 1997-00	235.1
7. Trae Hastings, 1975-78	234.1
8. Ryan Spille, 1998-99	213.1
9. Brian Harper, 1986-88	207.1
10. Ryan Forsyth, 2003-05	203.0

Strikeouts

1. Trae Hastings, 1975-78	239
2. Ryan Spille, 1998-99	215
3. Brian Harper, 1986-88	209
4. Galen McSpadden, 1971-74	204

5. Dan Huesgen, 1997-00	201
Jason Swearingen, 1995-98	201
7. Jim Parks, 1987-91	196
8. David Michel, 1995-97	183
9. Derek Herbig, 2004-06	177
10. Lanson Debrock, 1997-00	168

Strikeouts Per Nine Innings

(Minimum 100 Innings Pitched)

1. Jeff Hiltz, 2000-01	10.78
2. Todd Pennington, 1999-01	10.54
3. Joe Schulte, 1984-85	10.20
4. Tommy Thomas, 2000-01	10.06
5. Galen McSpadden, 1971-74	9.32
6. Trae Hastings, 1975-78	9.18
7. Ryan Spille, 1998-99	9.07
Brian Harper, 1986-88	9.07
9. James Leigh, 2007-09	9.00
10. Dan Stroud, 1981-83	8.36

Hits Allowed

1. Jason Swearingen, 1995-98	444
2. Dan Huesgen, 1997-00	325
3. Lanson Debrock, 1997-00	293
4. David Michel, 1995-97	279
5. Lee Lummus, 1986-89	276
6. Ryan Forsyth, 2003-05	254
7. Brandon Smith, 1999-02	243
8. Anthony Maupin, 2004-06	229
9. Jamie McAlister, 2005-06	214
10. Troy Pehle, 1994-97	213

Walks Allowed

1. Derek Herbig, 2004-06	127
2. Trae Hastings, 1975-78	115
3. Jim Parks, 1987-91	109
4. Brian Harper, 1986-88	97
5. D. Dannenmueller, 1990-93	92
6. Joe Schulte, 1984-85	91
7. Ryan Forsyth, 2003-05	89
8. Jason Swearingen, 1995-98	87
9. Ryan Spille, 1998-99	86
Paul D'Amico, 1978-81	86

Walks Allowed Per Nine Innings

(Minimum 100 Innings Pitched)

1. Max Mitts, 1993-94	1.81
2. Jason Swearingen, 1995-98	2.13
3. Jeff Bohnert, 1985-86	2.35
4. Jamie McAlister, 2005-06	2.43
5. Dustin Renfrow, 2007-08	2.60
6. Dan Huesgen, 1997-00	2.64
7. Tim Alvarez, 2002-03	2.76
8. Larry Rothwell, 1994-95	2.83
9. David Michel, 1995-97	2.84
10. Anthony Maupin, 2004-06	2.92

Current Players in Bold

Career Pitching

Single-Season Team Records

Most Games Won: 37, 2002; 2000
Most Games Lost: 33, 2006; 1997
Highest Winning Pct: .800, 1965
Lowest Winning Pct: .306, 1962
Most Shutouts Won: 8, 2007; 2001; 1976
Most Shutouts Lost: 5, 4 times (Last: 2006)

Hitting

Highest Batting Avg.: .354, 1986
Lowest Batting Avg.: .204, 1966
Most Runs: 397, 2000
Fewest Runs: 57, 1960
Most Hits: 590, 2002
Fewest Hits: 67, 1959
Most Doubles: 122, 2002; 2001
Fewest Doubles: 10, 1973
Most Triples: 23, 1995
Fewest Triples: 2, 1979; 1972
Most Home Runs: 92, 2000
Fewest Home Runs: 5, 1969
Most Walks: 247, 2000
Fewest Walks: 54, 1973
Most Times HBP: 78, 2007
Fewest Times HBP: 2, 1971
Most Strikeouts: 405, 2004
Fewest Strikeouts: 60, 1973
Most Stolen Bases: 84, 1997
Fewest Stolen Bases: 2, 1972; 1968

Pitching

Lowest ERA: 1.82, 1973
Highest ERA: 6.06, 1992
Most Complete Games: 25, 1985; 1983
Fewest Complete Games: 5, 1993
Most Strikeouts: 441, 2001
Fewest Strikeouts: 110, 1973
Most Walks: 247, 1992
Fewest Walks: 53, 1972
Most Hits: 591, 1997
Fewest Hits: 71, 1973
Most Runs Allowed: 385, 2004
Fewest Runs Allowed: 39, 1973
Most Saves: 12, 2004; 2002
Fewest Saves: 1, 4 times (Last: 1990)

Fielding

Highest Fielding Pct: .968, 2008
Lowest Fielding Pct: .916, 1990
Most Errors: 113, 1997
Fewest Errors: 23, 1973
Most Double Plays: 67, 1997

REDHAWKS-BASEBALL

Miscellaneous Records

Postseason History (Since Joining NCAA Division I)

OVC Tournament Appearances and Records (Finish)

1992.....	1-2
1995.....	2-2 (2nd)
1996.....	1-2
1997.....	3-2 (2nd)
1998.....	3-0 (1st)
1999.....	0-2
2000.....	2-2 (2nd)
2001.....	0-2
2002.....	4-1 (1st)
2003.....	1-2
2004.....	3-2 (2nd)
2005.....	0-2
2006.....	2-2
2007.....	1-2
2008.....	3-2 (2nd)
2009.....	0-2
Overall Record.....	26-29

NCAA Tournament Results

1998 Midwest Regional Wichita, Kan.

5/21 vs. Wichita State - L, 4-7
5/21 vs. Georgia Tech - L, 5-14

2002 Tuscaloosa Regional Tuscaloosa, Ala.

5/31 vs. Alabama - W, 7-4
6/1 vs. Florida Atlantic - L, 6-12
6/1 vs. Alabama - L, 4-7

Single-Game Records

Most Runs Scored

27, vs. Freed-Hardeman (3/28/07)

Most Runs Allowed

25, at Murray State (4/10/09)

Largest Margin of Victory

22, at Mo.-St. Louis (3/23/85)
22, vs. Flat River JC (5/11/61)

Largest Margin of Defeat

23, at Murray State (4/10/09)

Largest Win in a Shutout:

22-0, vs. Flat River JC, 5/11/61

Largest Loss in a Shutout:

0-23, at Tampa, 3/12/88

Single-Season Wins

1. 2002.....	37
2000.....	37
3. 2001.....	34
4. 2007.....	32
1998.....	32
1995.....	32
7. 2003.....	31
8. 1982.....	30
9. 3 tied at.....	29
(Last in 2004)	

Single-Season Winning Percentage

1. 1965.....	.800 (16-4)
2. 1973.....	.778 (14-4)
3. 1982.....	.769 (30-9)
4. 1964.....	.750 (15-5)
5. 1983.....	.744 (29-10)
6. 1986.....	.686 (29-13-1)
7. 2000.....	.685 (37-17)
8. 1971.....	.682 (15-7)
9. 1975.....	.667 (18-9)
10. 1977.....	.658 (25-13)

Consecutive Streaks

Wins

Length	Year	Details
14	2003	3/12 (vs. St. Louis) - 4/12 (at Eastern Ky.), snapped: 4/12 (at Eastern Ky.)
13	1973	Game 1 (vs. Centenary) - Game 13 (vs. Lincoln), snapped: Game 14 (vs. Lincoln)
11	1985	4/3 (gm. 2 vs. Evansville) - 4/19 (vs. Northeastern Ill.), snapped: 4/20 (at SIU-E)
11	1977	Game 12 (vs. Mo.-Rolla) - Game 22 (vs. Mo. State), snapped: Game 23 (vs. Truman St.)
10	1976	Game 2 (vs. Memphis) - Game 11 (vs. Tenn.-Martin), snapped: Game 12 (vs. Tenn.-Martin)
9	2000	2/13 (at Arkansas) - 2/27 (vs. Mo. State), snapped: 3/3 (at Mississippi)
9	1986	3/11 (vs. Maryville) - 3/26 (at Southern Ill.), snapped: 3/26 (at Southern Ill., tie)
8	8 times	Last: 4/18/01 (vs. Southern Ill.) - 5/6/01 (Tenn. Tech), snapped: 5/8 (at Memphis)

Losses

Length	Year	Details
8	1992	2/19 (at Ark. State) - 3/8 (at Columbus College), snapped: 3/8 (at Columbus College)
7	2006	3/11 (vs. South Dakota St.) - 3/26 (at UT Martin), snapped: 3/29 (vs. Missouri)
7	1981	4/8 (at Southern Ill.) - 4/18 (vs. Mo.-St. Louis), snapped: 4/21 (vs. Maryville)
7	1969	Game 4 (vs. Wisc. State) - Game 10 (vs. Mo.-Rolla), snapped: Game 11 (vs. Mo.-Rolla)
6	2008	4/9 (vs. Arkansas State) - 4/19 (Samford, Gm. 1), snapped: 4/19 (Samford, Gm. 2)
6	1993	4/4 (vs. Tenn.-Tech) - 4/16 (at Southern Ill.), snapped: 4/17 (vs. Tennessee St.)
6	1988	4/29 (at NW Mo. St.) - 5/7 (at Southern Ind.), snapped: 5/7 (at Southern Ind.)
6	1962	5/7 (at Southern Ill.) - 5/18 (at Ark. State), end of season

Shutout Wins

3, 3 times; Last: 4/1/06 (vs. Murray St.) - 4/2/06 (vs. Murray St.)

Shutout Losses

2, 5 times; Last: 3/13/04 (at Alabama) - 3/14/04 (at Alabama)

Single-Season Runs

1. 2000.....	397
2. 1998.....	396
3. 2002.....	393
4. 2003.....	381
5. 2008.....	368
1986.....	368
7. 2004.....	363
8. 2007.....	359
9. 2001.....	353
10. 1995.....	352

Single-Season Batting Average

1. 1986.....	.354
2. 1982.....	.324
3. 1985.....	.323
4. 1989.....	.322
5. 2003.....	.321
1963.....	.321
7. 1983.....	.315
8. 2000.....	.314
9. 1978.....	.312
10. 2002.....	.310

Single-Season Earned Run Average

1. 1973.....	^1.82
2. 1972.....	2.32
1970.....	2.32
4. 1974.....	2.37
5. 1965.....	2.64
6. 1975.....	2.65
7. 1991.....	3.16
8. 1976.....	3.17
9. 1977.....	3.39
10. 1982.....	3.44

Single-Season Fielding Percentage

1. 2008.....	.968
2. 2007.....	.965
3. 2005.....	.964
2001.....	.964
2000.....	.964
6. 2003.....	.960
7. 1998.....	.959
8. 2002.....	.958
9. 2006.....	.957
10. 1996.....	.956

1976 NCAA Division II College World Series Third-Place Squad

The 1976 Southeast Missouri State baseball team was inducted into the Southeast Athletics Hall of Fame on Nov. 4, 2006, becoming the first baseball team inducted into the Hall of Fame since its inception in 2002. The team joined legendary Southeast head coach Joe Uhls, player Tom Upton (1944-49) and former player Steve Williams (1982-83) in the Hall.

The squad, coached and led by Uhls, won the MIAA conference title, the NCAA Division II Midwest Regional title and advanced to the NCAA Division II College World Series in Springfield, Ill. They finished third in the nation and ended the season with a 28-15 overall record.

Members of the team included All-Americans Mark Amick, Trae Hastings and Dan Wieser, as well as current Southeast head coach, Mark Hogan.



This is the Ohio Valley Conference

Entering its 62nd year, the Ohio Valley Conference continues to build on the success that has made it the nation's eighth-oldest NCAA Division I conference. For only the second time in a decade, the Conference expanded by adding Southern Illinois University Edwardsville as the league's 11th member in 2008. The move expanded the OVC's geographical footprint to the St. Louis market and marked the first change in membership since expanding to the state of Alabama (Jacksonville State, Samford) in 2003.

The 2009-10 school year saw a change in leadership as Beth DeBauche was named the seventh full-time Commissioner in league history on July 28. She is currently one of just five females to be the head of a Division I conference, and one of just eight to lead a Division I conference all-time. The last three commissioners of the OVC have moved onto jobs as the commissioner of the Big Ten, Big 12 and the Mid-American Conferences.

The OVC's proud past dates back to 1948, but seeds for the new league were actually planted in 1941. It was then that Roy Stewart, the athletics director at Murray State, Charles (Turkey) Hughes, the athletics director at Eastern Kentucky, and Kelly Thompson, the public relations director at Western Kentucky, first broached the idea of forming a new conference. Discussions were put on hold by World War II, but reemerged Feb. 27-28, 1948 at the Kentucky Hotel in Louisville as the three original institutions combined with Morehead State, Louisville and Evansville to form the OVC.

In the 1950s, the OVC became a pioneer on a much more significant scale socially. During times of racial segregation, league member Morehead State became one of the first non-traditionally black mid-southern institutions to accept a black student. In 1958, Marshall Banks earned athletically-related aid at Morehead, which signed a second black athlete, Howard Murphy, a year later. In 1961, Murphy earned all-conference recognition as a halfback in football. With racial barriers broken, the rest of the institutions in the

league began to provide educational and athletic opportunities to African-Americans.

The first Division I-AA football playoff (which is now known as the Football Championship Subdivision) was held in 1978 with only four teams, which is the only year through present day that the OVC did not field a playoff representative. In 1979, four of the nation's top teams were invited to the playoffs, and two of them - Eastern Kentucky and Murray State - were from the OVC. Eastern Kentucky would go on to win the national championship in each 1979 and 1982.

Football wasn't the only sport in which the OVC was quickly gaining respect. In 1955, the OVC became only the second six-member league nationally to earn an automatic bid to the prestigious NCAA Men's Basketball Tournament, which, at that time, was limited to only 24 participants. The Conference quickly proved worthy of that bid, as Morehead State defeated Marshall (107-92) and Wayne State (95-84) in the 1956 tournament.

Fifteen years later, former OVC member Western Kentucky became the first and only Conference team to reach the Final Four. The Hilltoppers defeated Jacksonville, Kentucky and Ohio State before losing to Villanova in double overtime. WKU went on to finish in third place after beating Kansas 77-75 in the consolation game.

Since that time, the OVC has recorded some of the biggest upsets in the history of the NCAA Tournament. Perhaps the most famous moment came in 1987, when Austin Peay came from fourth place in the regular season to win the OVC Tournament and earn the league's automatic bid. The Governors drew powerful Illinois, and were such big underdogs, that ESPN broadcaster Dick Vitale promised to stand on his head if APSU won the game. After a 68-67 victory over the Illini, and a narrow 90-87 overtime loss to eventual Final Four participant Providence in the second round, Vitale made good on his promise in a visit to Clarksville two months later.

Murray State added to the OVC's string of upsets in 1988 when it knocked off

14th-ranked North Carolina State, 78-75. The Racers' M&M Boys - Jeff Martin and Don Mann - combined for 39 points in the win. MSU nearly went on to the Sweet 16 that year, losing to eventual national champion Kansas, 61-58. A bank shot by Mann that would've given the Racers a one-point lead rolled off the rim with three seconds left. In 1990 as a No. 16 seed, Murray State took No. 1 seed Michigan State into overtime before falling 75-71; that game still marks the closest a No. 16 seed has come to knocking off a No. 1 in men's tournament action. More recently, Murray State has dominated the OVC Tournament, reaching the championship game every year in the 1990's. The Racers' 13 OVC Tournament Championships are the most among all OVC schools.

After former member Middle Tennessee State won a first round game in 1989, the league had a drought as no other OVC team won a NCAA Tournament game for the next 19 years. But Morehead State, coming off a thrilling double overtime OVC Tournament victory over Austin Peay, topped Alabama State 58-43 in the Opening Round game at Flyer Arena in Dayton, Ohio. The game was played in front of an Opening Round record crowd of 11,346; that crowd included many MSU fans who made the three hour drive from Morehead for the game. The Eagles season would come to three days later when they lost to No. 1 overall seed Louisville, despite playing the Cardinals close for a majority of the game.

Through its 61 years, 12 teams have won or shared the league's regular season men's basketball title. Murray State heads the list with a Conference-record 20 outright or shared basketball crowns. Other past champions include former member Western Kentucky (19), Morehead State (9), Austin Peay (8), Eastern Kentucky (6), Tennessee Tech (5), former member Middle Tennessee (5), Tennessee State (2), former member East Tennessee State (2), Southeast Missouri State (1), UT Martin (who won its first in 2008-09) and former member Akron (1).



This is the Ohio Valley Conference

Among the coaching greats in men's basketball have been Western Kentucky's E.A. Diddle, who retired with 759 victories and 10 OVC titles; John Oldham, who was a member of the very first All-OVC squad and went on to win seven OVC crowns during his coaching tenure at Tennessee Tech and Western Kentucky; Paul McBrayer, who guided Eastern Kentucky to 219 wins and three OVC crowns; and Cal Luther, who is the only person in Conference history to win men's basketball Coach of the Year honors at two league schools - Murray State and UT Martin. Current Austin Peay head coach Dave Loos ended the 2008-09 season with 314 victories, the most all-time at Austin Peay and second most in OVC history (only four wins behind Luther).

There have been an equal number of great players including Western Kentucky's Clem Haskins, who is the only three-time OVC Player of the Year. Several players have won OVC Player of the Year honors twice: Western Kentucky's Jim McDaniels (1969-70 and 1970-71), Murray State's Les Taylor (1971-72, 1972-73), Jeff Martin (1987-88, 1988-89), Pop-eye Jones (1989-90, 1990-91) and Marcus Brown (1994-95, 1995-96), Austin Peay's Otis Howard (1976-77, 1977-78), Middle Tennessee's Jerry Beck (1980-81, 1981-82), Akron's Joe Jakubick (1982-83, 1983-84), Tennessee State's Carlos Rogers (1992-93, 1993-94) and UT Martin's Lester Hudson (2007-08, 2008-09).

In 2007-08, UT Martin guard Lester Hudson became the first men's Division I player to record a quadruple-double in a game, when he registered 25 points, 12 rebounds, 10 assists and 10 steals in a victory over Central Baptist College. Hudson, who ranked fourth in scoring nationally as a junior, returned for his senior season in 2008-09 and was second nationally in scoring (behind Davidson's Stephen Curry) at 27.5 points a contest. Hudson earned numerous honors (including OVC Player of the Year and OVC Male Athlete of the Year in each 2008 and 2009 and All-American status from several outlets) before being drafted by the Boston Celtics

with the No. 58 pick of the 2009 NBA Draft. Hudson became the first draft pick for the league since 2004 and only the third pick of the last decade for the OVC.

Over its 61 years, OVC teams have garnered national championships and bowl games in football, along with national team or individual titles in the sports of rifle, cross country, track and golf. The OVC has also produced several Olympic athletes, including Murray State's Morgan Hicks, who was a member of the 2004 United States Olympic Rifle Team. In addition, some of the greatest players in professional sports were educated at OVC institutions. The list includes former greats such as football's Phil Simms (Morehead State), basketball's Clem Haskins (Western Kentucky) and Bubba Wells (Austin Peay) and two-sport star Steve Hamilton (Morehead State) to present-day standouts like basketball player Trenton Hassell (Austin Peay), football player Tony Romo (Eastern Illinois), baseball players Jamie Walker (Austin Peay) and George Sherrill (Austin Peay) and professional golfer Jeff Sluman (Tennessee Tech). Hamilton is the only athlete to ever play in the NCAA Basketball Championship, a Major League Baseball World Series (New York Yankees) and a NBA Championship Series (Los Angeles Lakers).

The playing field is not the only place where OVC athletes are working hard. The league also recognizes excellence in the classroom. Six Scholar-Athlete Awards are presented yearly to male and female athletes, while others are commended for their academic success by being Medal of Honor recipients or earning a spot on the Commissioner's Honor Roll. Additionally, the league annually presents one institutional Academic Achievement Award, as well as separate team awards in each Conference-sponsored sport. Since the College Sports Information Directors of American (CoSIDA) Academic All-America program began, the Ohio Valley Conference has had 179 student-athletes honored with the award, including 25 over the last three years (2006-07 to the present).

The Ohio Valley Conference sponsors the following sports: baseball, basketball, cross country, football, golf, tennis and track for men, and basketball, cross country, golf, soccer, softball, tennis, track and volleyball for women. In addition, the OVC also sponsors the combined men's and women's sport of rifle.

Now in its seventh decade of competition, the Ohio Valley Conference has grown significantly from its humble beginnings while increasing the number of athletics opportunities it provides for students. Current league representatives include charter members Eastern Kentucky University, Morehead State University and Murray State University, along with Austin Peay State University, Eastern Illinois University, Jacksonville State University, Southeast Missouri State University, Southern Illinois University Edwardsville, Tennessee State University, Tennessee Technological University and the University of Tennessee at Martin.

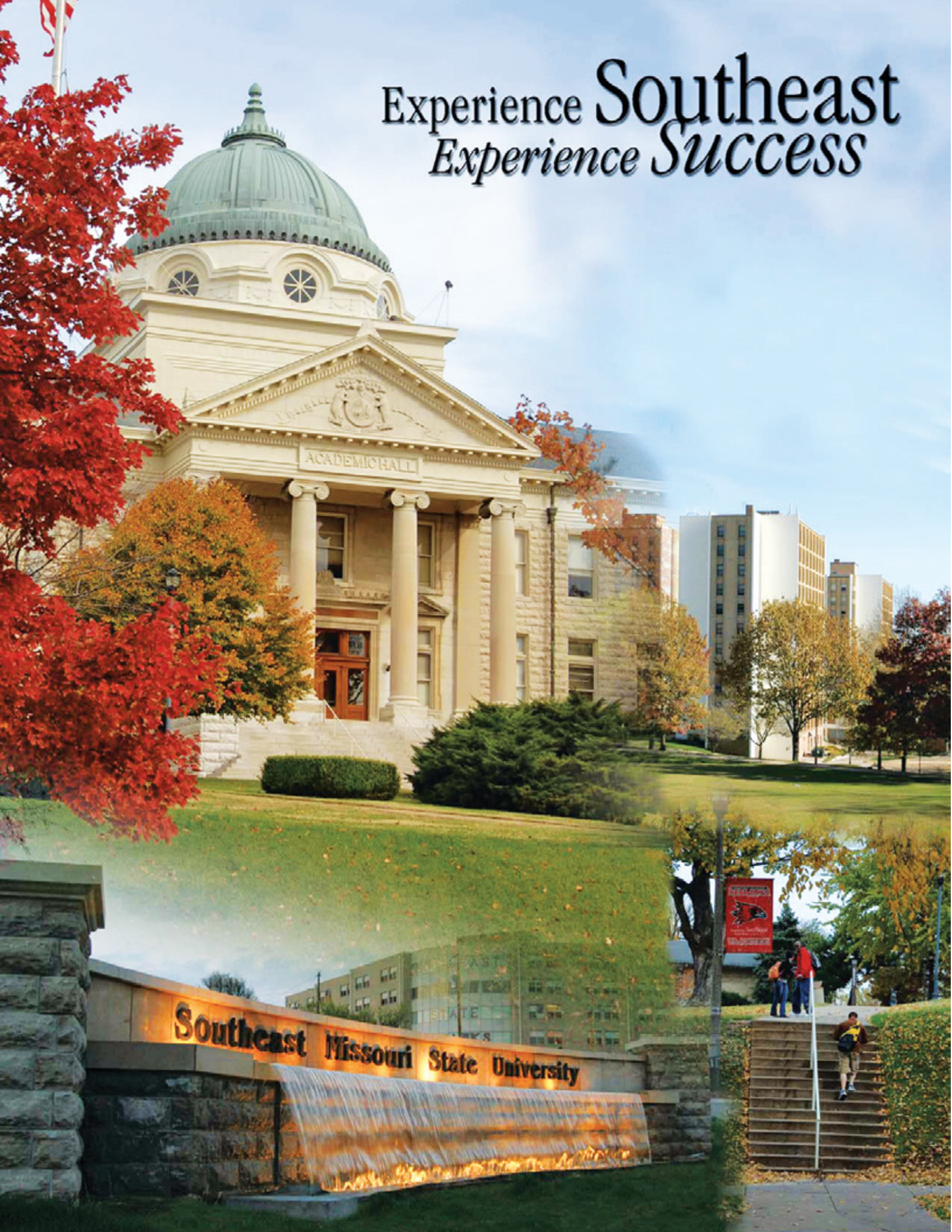


Beth DeBauche
Commissioner



Kyle Schwartz
Assistant Commissioner for
Media Relations

Experience Southeast
Experience Success



2010 SOUTHEAST MISSOURI REDHAWKS SCHEDULE

DATE	OPPONENT	LOCATION	TIME (CT)
Feb. 19	at Auburn	Auburn, Ala.	3:00 pm
Feb. 20	at Auburn	Auburn, Ala.	3:00 pm
Feb. 21	at Auburn	Auburn, Ala.	1:00 pm
FEB. 23	MID-CONTINENT	CAPE GIRARDEAU, MO.	2:00 PM
FEB. 26	IPFW	CAPE GIRARDEAU, MO.	2:00 PM
FEB. 27	IPFW	CAPE GIRARDEAU, MO.	1:00 PM
FEB. 28	IPFW	CAPE GIRARDEAU, MO.	1:00 PM
Mar. 2	at Saint Louis	St. Louis, Mo.	2:00 pm
Mar. 5-7	at BankFirst Challenge	Starkville, Miss.	
	3-5 vs. Michigan State 12:30 pm / at Mississippi State 4:00 pm		
	3-6 at Mississippi State 2:30 pm / 3-7 vs. Michigan State 11:00 am		
MAR. 9	MISSOURI STATE	CAPE GIRARDEAU, MO.	3:00 PM
MAR. 10	MISSOURI STATE	CAPE GIRARDEAU, MO.	2:00 PM
MAR. 13	NORTH DAKOTA (DH)	CAPE GIRARDEAU, MO.	1:00 PM
MAR. 14	NORTH DAKOTA	CAPE GIRARDEAU, MO.	1:00 PM
MAR. 16	FREED-HARDEMAN	CAPE GIRARDEAU, MO.	3:00 PM
MAR. 19	VALPARAISO	CAPE GIRARDEAU, MO.	3:00 PM
MAR. 20	VALPARAISO	CAPE GIRARDEAU, MO.	1:00 PM
MAR. 21	VALPARAISO	CAPE GIRARDEAU, MO.	1:00 PM
MAR. 23	SAINT LOUIS	CAPE GIRARDEAU, MO.	3:00 PM
MAR. 24	ARKANSAS STATE	CAPE GIRARDEAU, MO.	6:30 PM
Mar. 27	at Morehead State (DH)*	Morehead, Ky.	12:00 pm
Mar. 28	at Morehead State*	Morehead, Ky.	12:00 pm
APR. 2	EASTERN KENTUCKY (DH)*	CAPE GIRARDEAU, MO.	1:00 PM
APR. 3	EASTERN KENTUCKY*	CAPE GIRARDEAU, MO.	1:00 PM
APR. 6	SOUTHERN ILLINOIS	CAPE GIRARDEAU, MO.	3:00 PM
APR. 10	TENNESSEE TECH (DH)*	CAPE GIRARDEAU, MO.	1:00 PM
APR. 11	TENNESSEE TECH*	CAPE GIRARDEAU, MO.	1:00 PM
Apr. 14	at Arkansas State	Jonesboro, Ark.	6:30 pm
Apr. 17	at Tennessee-Martin (DH)*	Martin, Tenn.	1:00 pm
Apr. 18	at Tennessee Martin*	Martin, Tenn.	1:00 pm
Apr. 20	at Southern Illinois	Carbondale, Ill.	3:00 pm
Apr. 24	at Jacksonville State (DH)*	Jacksonville, Ala.	1:00 pm
Apr. 25	at Jacksonville State*	Jacksonville, Ala.	1:00 pm
Apr. 27	at Central Arkansas	Conway, Ark.	6:30 pm
Apr. 28	at Central Arkansas	Conway, Ark.	3:00 pm
MAY 1	MURRAY STATE (DH)*	CAPE GIRARDEAU, MO.	1:00 PM
MAY 2	MURRAY STATE*	CAPE GIRARDEAU, MO.	1:00 PM
May 7	at Nebraska	Lincoln, Neb.	6:35 pm
May 8	at Nebraska	Lincoln, Neb.	2:05 pm
May 9	at Nebraska	Lincoln, Neb.	12:05 pm
MAY 15	AUSTIN PEAY (DH)*	CAPE GIRARDEAU, MO.	1:00 PM
MAY 16	AUSTIN PEAY*	CAPE GIRARDEAU, MO.	1:00 PM
May 21	at Eastern Illinois (DH)*	Charleston, Ill.	1:00 pm
May 22	at Eastern Illinois*	Charleston, Ill.	1:00 pm
May 26	at OVC Tournament	Jackson, Tenn.	TBA

*Conference Game

Home Games in **BOLD WHITE** Played at Capaha Park

Louie Haseltine, OF
• 2009 Second-Team All-OVC

GoSoutheast.com

