

SOUTHEAST MISSOURI **REDHAWKS**



**2010-2011
Women's
Basketball**





2010-11 SOUTHEAST MISSOURI BASKETBALL

BASKETBALL RADIO/TV ROSTER



G
JR
#1
BIANCA BECK
St. Louis, Mo.



F
SO
#4
BRITTANY HARRIEL
Cincinnati, Ohio



G
SO
#5
ERIKA LANE
Knoxville, Tenn.



G/F
SO
#10
MONICA MILLER
Memphis, Tenn.



F
FR
#14
BROOKE TAYLOR
Bismarck, Mo.




F
SO
#15
COURTNEY SHIFFER
Freeport, Ill.



G
JR
#21
KARLEY EVANS
Rock Port, Mo.



G
SO
#22
SHELAH FIELDS
St. Louis, Mo.



G
SO
#23
JASMINE DAVIS
Cincinnati, Ohio



F
JR
#24
AMBER HOLMES
San Antonio, Texas




G/F
SO
#25
KATIE NORMAN
Freeport, Ill.



F
SO
#32
PATRICIA MACK
Columbus, Ohio

2010



F
SO
#40
BAILIE ROBERTS
Maryville, Tenn.

2011



TABLE OF CONTENTS/QUICK FACTS

GENERAL INFORMATION

Quick Facts/Credits	1
Media Information	2-3
Show Me Center	4-5
Strength & Conditioning	6-7
Sports Medicine	8-9
Redhawks Success Center	10-11
Redhawks Mission Statement	12



SEASON PREVIEW

2010 Preview	14-15
2010 Roster	16



COACHING STAFF

John Ishee	18-19
Marcus Payne	20
Elizabeth Cansdale	21
Dionnah Jackson	22
Support Staff	23
TEAM Nike	24



PLAYER PROFILES

Bianca Beck	26-27
Amber Holmes	28-29
Jasmine Davis	30-31
Shelah Fields	32-33
Brittany Harriel	34-35
Erika Lane	36-37
Patricia Mack	38-39
Monica Miller	40-41
Katie Norman	42-43
Bailie Roberts	44-45
Karley Evans	46
Courtney Shiffer	47
Brooke Taylor	48



YEAR IN REVIEW

2009-10 Stats	50-53
2009-10 Leaders	54



OPPONENTS

Opponents	56-62
All-Time Series Records	63
Series Results	64-66



HISTORY & RECORDS

Honors & Awards	68-69
Team Records	70
Individual Records	71
Single Season Records	72
Career Records	73
1,000 Point Club	74
All-time Letterwinners	75
Year-by-Year Results	76-80



THIS IS SOUTHEAST

University Pages	82-87
Dr. Kenneth W. Dobbins	88
John Shafer	89
WBCA PinkZone	90



THIS IS THE OVC

OVC Pages	92-95
OVC Tournament	96-97
OVC Sports.TV	98

QUICK FACTS

SCHOOL INFORMATION

Name	Southeast Missouri State University
Location	Cape Girardeau, Mo.
Founded	1873
Enrollment	10,859
Affiliation	NCAA Division I
Conference	Ohio Valley Conference
Nickname	Redhawks
Colors	Red, White and Black
President	Dr. Kenneth W. Dobbins
Director of Athletics	John Shafer
SWA/Associate AD	Cindy Gannon

COACHING STAFF

Head Coach	John Ishee
Alma Mater	Southern Miss (1986)
Career Record	98-74 (6 yrs)
Record at SEMO	69-53 (4 yrs)
Phone	(573)-651-2646
Email	jishee@semo.edu
Assistant Coaches	Marcus Payne Elizabeth Cansdale Dionnah Jackson
Athletic Trainer	Kelsey Cannon

TEAM INFORMATION

First Year of Basketball	1975-76
First Year of Division I	1991-92
All-Time Record	524-409
All-Time OVC Record	160-152
OVC Titles	2 (2007, 2008)
OVC Tournament Titles	1
NCAA Appearances	1
WNIT Appearances	1
2009-10 Record	7-21
Home	5-10
Away	2-11
2009 OVC Record	4-14
OVC Finish	10th
Letterwinners Returning	10
Starters Returning	4
Letterwinners Lost	3
Starters Lost	1
Newcomers	3

The 2010-11 Southeast Missouri State Women's Basketball Virtual Guide was written, edited and designed by Assistant Sports Information Director Patrick Clark. Cover design and additional graphics assistance provided by Tonya Wells and Sheryl Henley of Southeast Missouri State University Relations. Additional editorial assistance by Jeff Honza, Frank Cuervo and Tony Valleroy. Photography by Patrick Clark, Marc Mahnke, Mike Dann, Tony Marable, Sam Jordan and Mike Grace.







MEDIA INFORMATION

Southeast Missouri State Sports Information

Phone: (573) 651-2294 **Fax:** (573) 651-2810

Website: gosoutheast.com



Jeff Honza
Director



Patrick Clark
Assistant Director



Bo Buntun
Associate

2010-11 Sport Assignments

Jeff Honza, Director

Football, Men's Basketball, Women's Tennis

Office: (573) 651-2933

Cell: (618) 528-1145

E-mail: jhonza@semo.edu

Patrick Clark, Assistant Director

*Women's Soccer, Women's Basketball, Gymnastics, Softball
Outdoor Track & Field*

Office: (573) 651-2937

Cell: (618) 593-7281

E-mail: paclark@semo.edu

Bo Buntun, Associate

Volleyball, Outdoor Track & Field, Baseball

Office: (573) 651-2294

Cell: (314) 606-6312

E-mail: rbuntun@semo.edu

Tony Valleroy, Student Assistant

Cross Country

Cell: (618) 615-6536

E-mail: alvalleroy1s@semo.edu

Credentials

Credentials are required for entrance to the Show Me Center. To request season or single-game credentials, please contact Southeast Missouri State Sports Information by phone at (573) 651-2294 or e-mail at paclark@semo.edu. Credentials can be picked up at the ticket booth (will call) located at the front entrance of the Show Me Center.

Press Row

Media will have assigned seats courtside on the north side of the Show Me Center. Press row is reserved for working media. Professional decorum is expected at all times. Cheering or outward expression is strictly prohibited.

Photographers

Photographers can shoot on the baselines. Flash photography is prohibited.

Postgame Interviews

Anyone wishing to interview a Southeast student-athlete must notify Patrick Clark prior to the end of each game. Student-athletes will be escorted to the media interview room. Media representatives are not allowed in the dressing room area. Head coach John Ishee will be in the media interview room after each game and the opposing head coach will be invited there, as well. Nutt has a radio commitment immediately after every game, but will be in the interview room following his postgame show on the Redhawks Radio Network.

Basketball E-Mail List

If you would like to be added to the Redhawks basketball e-mail list to receive breaking news about the team, please e-mail Patrick Clark. The official website, *GoSoutheast.com*, is the best source for up-to-date information about the team.

Weekly Interviews

All Southeast Missouri basketball practices are open to the media. Interviews will be conducted before all practices. Please contact the Southeast sports information office for verification on practice times and locations.

Wireless Internet

The Show Me Center is equipped with wireless internet. Ask a member of the Southeast sports information staff for log-in information.



Redhawks Radio Network

Erik Sean returns for his 10th year as the “Voice of the Redhawks.” Sean is the Director of Sports Operations for Mississippi River Radio’s eight radio stations in Cape Girardeau. He is a 10-time winner of the Missouri Broadcasters Association’s Play-by-Play Award and three-time winner of the MBA’s Sports Award. KZIM/KGIR sports anchor and reporter Todd Bonacki and Jess Bolen will assist Sean on the Redhawks Radio Network this year.

Radio Network Affiliates

K-103 FM ----- Cape Girardeau, Mo.
KSIM 1440 AM----- Sikeston, Mo.
KWOC 903 AM ----- Poplar Bluff, Mo.
KMAL 1470 AM ----- Malden, Mo.

Visiting Radio

Visiting radio stations are required to make written requests at least one week in advance. The Redhawks Radio Network provides a courtesy telephone line for the official station of all opponents. Other stations will be charged a rights fee and must order telephone lines from the University Telephone Services by calling (573) 651-2575.

Statistical Services

A play-by-play report of each half, halftime stats and final game statistics will be provided courtesy of the Southeast Missouri State sports information staff.

Food and Beverages

Food and refreshments will be available in the media workroom located on the ground level of the Show Me Center for all home games. The media workroom is open to credentialed members of the press only.

OVC Teleconferences

Teleconferences are once again bi-weekly for Ohio Valley Conference men and women’s coaches this year and will be held on Wednesdays. All teleconferences begin at 10 a.m., CT, with Southeast head coach John Ishee scheduled at 10:15 a.m. The schedule rotates a men’s-only week, followed by a women’s-only week, followed by a men’s-only week, etc. Women’s call dates

are Dec. 1, Jan. 12, Feb. 9 and Feb. 28. There will be a joint teleconference on the Monday before the OVC Tournament begins, involving all 16 coaches who make the field. The schedule will be set and released at the conclusion of the regular season (two days prior to the call), depending on tournament seeding. The call will start at 10 a.m. Please contact Kyle Schwartz, (615) 371-1698, at the conference office for further information.

KFVS Webcasts

Webcasts of all Southeast Missouri State University home basketball games can be accessed on-line at KFVS12.com. All webcasts are free of charge.









THE SHOW ME CENTER

The 7,000-seat Show Me Center (SMC) is the home of the Southeast Missouri State University men's and women's basketball teams. Additionally, the Show Me Center is the entertainment, and meeting hub for the 250,000 residents of the tri-state region.

Since opening its doors in the summer of 1987, the Show Me Center has served Southeast Missouri State University, the City of Cape Girardeau, and the citizens of Southeast Missouri, Southern Illinois, and Western Kentucky by providing quality concerts, sporting events, top-notch family entertainment, and a first-rate banquet, convention, and meeting facility.

The facility is a joint-venture of Southeast Missouri State and the City of Cape Girardeau. The combined SMC and Student Recreation Center, which received a complete renovation and expansion in 1999, were origi-

nally built at a cost of \$18 million.

The facility houses the Redhawks men's and women's locker rooms, which have been completely remodeled. New basketball offices on the north side of the SMC were completed during the fall of 2003. The portable parquet floor was purchased from the 1987 NCAA Division II Midwest Regional in Indianapolis.

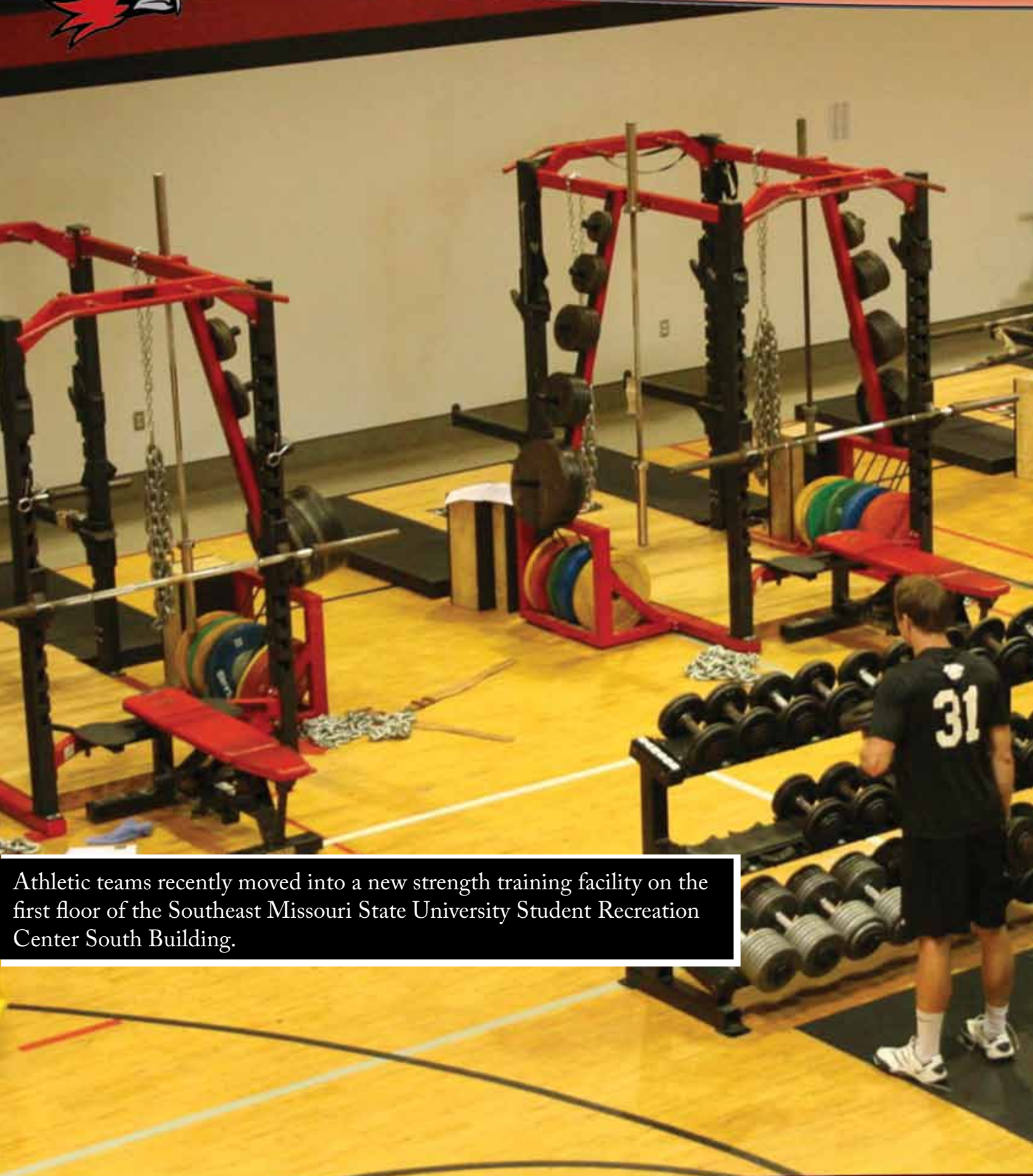
The Student Recreation Center is adjoined to the Show Me Center, and it houses the Redhawks' practice facilities. The center has five full basketball courts (including two hard wood courts), a large weight room, six racquetball courts, an indoor track, two cardiovascular equipment areas, a climbing wall, two multipurpose rooms, and full locker rooms. The new Student Aquatic Center, which opened in December 2007, features a four-lane lap pool, a recreational pool with a rock wall and a zip line, a hot tub, and locker rooms.





Top 10 Show Me Center Women's Basketball Crowds

<u>Att.</u>	<u>Date</u>	<u>Opponent</u>	<u>Result</u>
7,064	3/23/91	North Dakota State	L, 74-81
6,640	3/22/91	Norfolk State	W, 85-52
6,607	1/22/05	Austin Peay	W, 84-52
4,023	3/16/91	Cal-Poly Pomona	W, 82-52
3,844	2/3/01	Tennessee State	W, 95-84
3,669	1/14/99	Murray State	W, 78-59
3,385	2/23/99	Murray State	W, 66-60
3,855	2/20/00	Eastern Illinois	W, 101-86
3,850	2/17/01	Eastern Illinois	L 47-70
3,344	1/13/01	Tennessee-Martin	W, 79-66
2,982	2/18/89	Central Missouri	L, 65-72



Athletic teams recently moved into a new strength training facility on the first floor of the Southeast Missouri State University Student Recreation Center South Building.





STRENGTH & CONDITIONING

We are very proud of the tradition of excellence we are building here at Southeast Missouri State University and demand a lot from our student-athletes.

Honesty, integrity, unrelenting effort and attention to detail are the pillars of our training program. Simply put, our goal is to outwork every opponent we go up against, and learn to rely on one another to achieve a common goal. We may not be the fastest, strongest or most talented, but we certainly have the attitude that, together, we can take on the world.

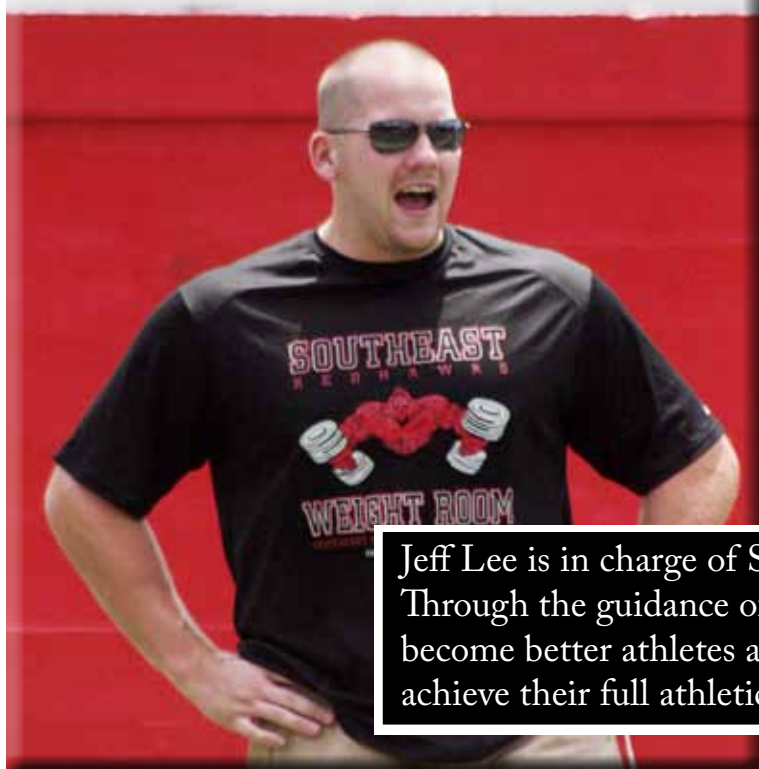
In the weight room, we take a comprehensive approach to training. Programs are ground-based, founded on the Olympic Lifts (Clean, Jerk, etc.) and traditional strength training (Front/Back Squat, Dead Lift, Pressing and Pulling). The concept is simple. Find something heavy and move it in a way that mimics the actions of your sport as fast as you can.

In the training arena, we strive to take the foundational strength and power we have developed and refine it into sport-specific movements and skills. We start by emphasizing correct motor skill and muscle recruitment patterns in order to maximize athletic potential and minimize the risk of injury. We drill tirelessly on proper movement patterns so that agility and change of direction are razor sharp.

We spend a great deal of time on both explosive movements and body control to develop first step quickness, acceleration/deceleration, balance and coordination. Lastly, we condition our minds and bodies in a way that mimics game simulation.

It is our hope that through the countless lessons learned in sport and competition, we are helping to develop the leaders of tomorrow.





Jeff Lee is in charge of Southeast's strength and conditioning program. Through the guidance of Lee and his staff, Redhawk student-athletes will become better athletes and be both mentally and physically prepared to achieve their full athletic potential.



2010-11 SOUTHEAST M



GO SOUTH





SPORTS MEDICINE



Prevention.

Treatment.

Rehabilitation.

Education.

Those are the four primary phases of athletic training, and the Southeast Missouri State University Athletic Training staff strives to fulfill all of those areas when working with the student-athletes on a daily basis.

Southeast student-athletes are offered the best care possible by the Athletic Training staff. Head Athletic Trainer, Alfred Castillo, directs the Sports Medicine department which includes four full-time athletic trainers, six graduate assistants and several student assistants. The staff serves student-athletes around-the-

clock at numerous facilities on campus.

The Athletic Trainers begin treatments and rehabilitation starting as early as 6:00 a.m., and are available until the last student-athlete is through. There are currently four athletic training facilities on campus. The staff treats out of Rosengarten Athletic Complex, where the primary athletic training room is located. There are three other satellite athletic training rooms, including one at Houck Field House, one on the lower level of New Hall Residence Building and one at the Show Me Center.

The Southeast Athletic Training rooms are equipped with stationary bikes, hand weights, therapeutic modalities, and the latest physical therapy equipment. Each component is strategically designed to not only give the student-athlete the best care, but also to aid in returning to competition as quickly as possible.



Southeast Athletic Training has strong working relationships with local physicians and the two hospitals located within Cape Girardeau. It is from these hospitals that the Athletic Training department is assisted by four orthopedic physicians.

The Southeast Athletic Training program prides and commits itself to providing the best comprehensive, personalized and efficient health care to its student-athletes. Delivery of healthcare focuses on the prevention and management of athletic-related injuries or illnesses,

while adhering to the National Athletic Trainers' Board of Certification Standards of Professional Practice. Our high quality of athletic healthcare is provided in combination with the education of athletic training students.



The Southeast Athletic Training staff is under the direction of Alfred Castillo. Castillo and his staff serve student-athletes at a variety of facilities on campus.





2010-11 SOUTHEAST M



GO SOUTH





REDHAWKS SUCCESS CENTER

The Redhawks Success Center offers Southeast Missouri State student-athletes a place to study and develop as students and campus leaders.

The Redhawks Success Center is located in Student Recreation Center, just south of Houck Stadium. The facility offers a computer lab with 18 computer work terminals, study areas and rooms for group meetings.

The area is under the guidance of Cindy Gannon, Associate Director of Athletics, with assistance from Director of Academic Services Sharon Burgard and two graduate assistants - Geoff Wester and Israel Kirk.

The beautiful facility has enhanced the outstanding work in the classroom already enjoyed by Southeast student-athletes. During the 2009 fall semester, the Southeast athletic programs combined for a 3.12 grade point average, its highest for a fall term. Eleven of the Redhawks 15 programs recorded a team GPA of 3.0 or better. In all, 207 student-athletes recorded at least a 3.0 GPA. Of that group, 50 finished the fall term with a perfect 4.0.

Tutors are available for all student-athletes as needed. In addition, both attendance and academic progress are monitored through regular checks with faculty.

A special course is required for all first time student-athletes at Southeast. The course, which offers three credit hours, is part of a comprehensive program developed to address study skills and life skills topics and thus, enhance retention and academic success for student-athletes.

Entering student-athletes are evaluated for academic preparedness and assigned to appropriate categories. Student-athletes can also receive individualized academic programs which includes meeting with a mentor at least bi-weekly to discuss academic progress.


The Success Center staff also works to get athletes involved in campus and community projects. This is done to provide a support structure and greater opportunity for academic success for student-athletes. Through the NCAA's CHAMPS/Life Skills Program the Success Center gives student-athletes personal and professional skills in order to facilitate successful and productive futures.







ATHLETICS MISSION STATEMENT



The Southeast Missouri State University Department of Athletics recognizes the University's responsibility for the advancement and transmission of knowledge and the preparation of leaders in all segments of society.

The Department of Athletics supports the educational objectives, academic progress and general welfare of student-athletes.

It offers assistance and encouragement for student-athletes to maintain appropriate academic progress and to achieve their individual educational goals.

It provides an atmosphere which supports equitable opportunity for all students and staff, including women and minorities. The Department of Athletics offers student-athletes opportunities to excel in their particular sport, while embracing the NCAA's principles of sportsmanship and ethical conduct.



103

SEASON PREVIEW

SEASON PREVIEW



2010-11 PREVIEW

After putting one of the youngest teams in the nation on the court last season, Head Coach John Ishee hopes that a year later those same players will lead the Southeast Missouri State women's basketball program back to the top of the Ohio Valley Conference standings.



BIANCA BECK

Ten letterwinners, including six players that started nine or more games, make up the nucleus of this year's team. Three new additions complete the roster including two junior college transfers.

The team will once again play a highly competitive schedule which features eight teams that participated in postseason play last season. Four of those teams played in the NCAA Tournament including Notre Dame, a Sweet 16 team.

Entering his fifth season at the helm of the Redhawks, Ishee believes he has all the pieces in place for another OVC Championship run.

BACKCOURT

Bianca Beck (Jr., 5-7)
Jasmine Davis (So., 5-7)
Karley Evans (Jr., 5-9)
Shelah Fields (So., 5-6)
Erika Lane (So., 5-7)
Monica Miller (So., 5-9)
Katie Norman (So., 5-9)

The Redhawks backcourt returns all three starters from a year ago. Junior Bianca Beck has 36 starts to her credit at the point over the last two seasons. Twenty two of those starts came last season when she finished fourth on the team in scoring at 6.1 points per game and led the team with 77 assists.

This season, she is again slated to start at the point. Her leadership is unquestioned and she has accepted that role heading into the season.

Beck's offseason work last year led to a much improved outside shooting stroke, leading the team in three-point percentage at 34-percent. She also showed an ability to attack the lane and draw fouls, finishing second on the team with 3.3 free throw attempts per game.

As a freshman, Katie Norman was the most consistent guard for the Redhawks last season. She was one of four Redhawks that appeared in all 28 games. Starting 19 games, she led the team with 202 points scored for a 7.2 per game average. In OVC play she upped her scoring average to 8.3 ppg.

Defensively she led the team in blocked shots and finished second in steals.

Jasmine Davis was on her way to a stellar freshman season before suffering a season-ending knee injury after 13 games. At the time of her injury she was leading the team in scoring at 10 points per game. She recorded double-digits in eight of those games. In addition, she was leading the league in free throw shooting before her injury. She missed just eight of her 65 attempts for an 88-percent average.

Shelah Fields provided a three-point threat off the bench for the Redhawks early on in the season before finishing the year in the starting rotation. She attempted ten three-



COACH ISHEE

pointers in a game three times and finished as the team leader in three pointers made (28) and attempted (93).

Fields finished with a 5.2 points per game average. In OVC games she averaged 6.9 ppg and scored 100 of her 124 points in those contests.

Look for Erika Lane to improve on her freshman numbers this season and push for a starting spot. Last season she was the team's top reserve. Lane was the first reserve



JASMINE DAVIS



KATIE NORMAN

off the bench in eight games and finished the season with a 4.0 ppg average.

Monica Miller is one of the team's best all-around athletes. She appeared in 26 games last season with 13 starts, shuffling between shooting guard and small forward. She led the team in scoring twice last year including a career-best ten points at Eastern Kentucky.

Transfer Karley Evans will push for a starting spot after two solid seasons at Mineral Area College. Last year, she garnered First-Team All-Region XVI honors after leading her team and conference in assists (178) and free throw percentage (.850). Evans also averaged nearly six assists (5.9) per game and ranked 11th in the nation in free throw percentage.

Evans finished second on the team with an average of 11.2 points and 4.9 rebounds per game during her sophomore campaign.

FRONTCOURT

Brittany Harriel (So., 6-1)
Amber Holmes (Jr., 6-2)
Patricia Mack (So., 6-0)
Bailie Roberts (So., 5-10)
Courtney Shiffer (So., 6-1)
Brooke Taylor (Fr., 6-1)

The Redhawk's frontcourt will have to deal with the loss of two starters. Lesley Adams and her team-high 5.4 rebounds per game are gone due to graduation and starting forward Lauren Sharpe retired from playing after a serious back injury.

Left to fill the void are four returnees including three sophomores. Bailie Roberts leads the group of sophomores after an impressive freshman season that was halted mid-season due to injury. She returned for the final six games of the season and finished second on the team in scoring at 9.0 ppg while leading the team in field goal percentage at 39-percent.

Roberts was the Redhawks high scorer a team-best six times and had the most double-digit scoring games on the club with ten. She tied for the team lead with two double-doubles.

Patricia Mack also recorded two double-doubles last season as she established herself as a rebounding presence late in the season. She tied for the team lead with a 5.4 boards per game average and led the team in rebounding in OVC play at 6.1 per game.

Mack also averaged 4.9 points per game, scoring in double-digits five times on the year.

Fellow sophomore Brittany Harriel looks to make an impact this season after a freshman campaign in which she saw action in 28 games, making two starts. She averaged 3.7 points and 3.5

rebounds per game. She posted big rebound numbers off the bench, recording seven or more boards in six games.

Junior Amber Holmes is one the team's top post defenders and rebounders off the bench. She played in 19 games last season and averaged a rebound per game. Nine of her 19 boards came on the offensive end.

A pair of newcomers will compete for starting positions in the post. Heralded freshman Brooke Taylor is a four-time All-State selection from Bismarck, Mo. As a senior, she led her prep team to a 23-4 record and conference title. Taylor averaged 23.8 points, 9.9 rebounds and 4.0 steals per game as a senior. Her junior season saw her average 32.4 points per game, to rank among the state leaders in scoring. She also averaged 13.6 rebounds and 4.1 steals per game.

Courtney Shiffer joins the Redhawks after one season at Highland Community College. A former prep teammate of Katie Norman at Freeport High School, she averaged 12 points, 5.9 rebounds, 2.0 blocks, 1.8 assists and 1.2 steals per game while starting all 31 games for the Cougars. She shot 46-percent from the floor including 32-percent from three-point range. For her efforts she was an All-Conference selection.



BAILIE ROBERTS



2010-11 WOMEN'S BASKETBALL ROSTER

BREAKDOWN

BY CLASS:

Juniors (3): Beck, Evans, Holmes

Sophomores (9): Davis, Fields, Harriel
Lane, Mack, Miller
Norman, Roberts, Shiffer

Freshmen (1): Taylor

BY STATE:

Illinois (2): Norman - Freeport
Shiffer - Freeport

Missouri (4): Beck - St. Louis
Evans - Rock Port
Fields - St. Louis
Taylor - Bismarck

Ohio (3): Davis - Cincinnati
Harriel - Cincinnati
Mack - Columbus

Tennessee (3): Lane - Knoxville
Miller - Memphis
Roberts - Maryville

Texas (1): Holmes - San Antonio

BY POSITION:

Guards (7): Beck, Davis, Evans, Fields
Lane, Miller, Norman

Forwards (6): Harriel, Holmes, Mack
Roberts, Shiffer, Taylor

NUMERICAL ROSTER

NO	NAME	POS	HT	YR	HOMETOWN (LAST SCHOOL)
1	Bianca Beck	G	5-7	Jr.	St. Louis, Mo. (Incarnate Word)
4	Brittany Harriel	F	6-1	So.	Cincinnati, Ohio (Lakota West)
5	Erika Lane	G	5-7	So.	Knoxville, Tenn. (West High School)
10	Monica Miller	G/F	5-9	So.	Memphis, Tenn. (Lausanne Prep)
14	Brooke Taylor	F	6-1	Fr.	Bismarck, Mo. (Bismarck)
15	Courtney Shiffer	F/C	6-1	So.	Freeport, Ill. (Highland Community College)
21	Karley Evans	G	5-9	Jr.	Rock Port, Mo. (Mineral Area College)
22	Shelah Fields	G	5-6	So.	St. Louis, Mo. (Riverview Gardens)
23	Jasmine Davis	G	5-7	So.	Cincinnati, Ohio (Hughes Center)
24	Amber Holmes	F	6-2	Jr.	San Antonio, Texas (Cornerstone Christian)
25	Katie Norman	G/F	5-9	So.	Freeport, Ill. (Freeport)
32	Patricia Mack	F	6-0	So.	Columbus, Ohio (Mifflin)
40	Bailie Roberts	F	5-10	So.	Maryville, Tenn. (Maryville)

ALPHABETICAL ROSTER

NO	NAME	POS	HT	YR	HOMETOWN (LAST SCHOOL)
1	Bianca Beck	G	5-7	Jr.	St. Louis, Mo. (Incarnate Word)
23	Jasmine Davis	G	5-7	So.	Cincinnati, Ohio (Hughes Center)
21	Karley Evans	G	5-9	Jr.	Rock Port, Mo. (Mineral Area College)
22	Shelah Fields	G	5-6	So.	St. Louis, Mo. (Riverview Gardens)
4	Brittany Harriel	F	6-1	So.	Cincinnati, Ohio (Lakota West)
24	Amber Holmes	F	6-2	Jr.	San Antonio, Texas (Cornerstone Christian)
5	Erika Lane	G	5-7	So.	Knoxville, Tenn. (West High School)
32	Patricia Mack	F	6-0	So.	Columbus, Ohio (Mifflin)
10	Monica Miller	G/F	5-9	So.	Memphis, Tenn. (Lausanne Prep)
25	Katie Norman	G/F	5-9	So.	Freeport, Ill. (Freeport)
40	Bailie Roberts	F	5-10	So.	Maryville, Tenn. (Maryville)
15	Courtney Shiffer	F/C	6-1	So.	Freeport, Ill. (Highland Community College)
14	Brooke Taylor	F	6-1	Fr.	Bismarck, Mo. (Bismarck)

COACHING STAFF

HEAD COACH: John Ishee (Southern Mississippi, 1986); 5th Season at Southeast

ASSISTANT COACHES: Marcus Payne (Southwestern (Kan.), 1986); 1st Season at Southeast

Elizabeth Cansdale (Ole Miss, 2005); 3rd Season at Southeast

Dionnah Jackson (Oklahoma, 2005); 1st Season at Southeast

TRAINER: Kelsey Cannon (Coe College, 2009); 2nd Season at Southeast

PRONUNCIATION GUIDE

Bianca Beck	bee-AHN-kuh
Shelah Fields	shay-LA
Brittany Harriel	hair-ee-EL
Courtney Shiffer	sh-IF-er
Dionnah Jackson	dee-ON-ah



COACHING STAFF

COACHING STAFF

**THE ISHEE FILE**

Year	School	Assignment	Record	Conf. Fin.	Postseason
1989-90	Southern Miss	Grad. Asst.	20-12, 9-5 Metro	T2nd	NCAA Tour.
1990-91	Southern Miss	Grad. Asst.	21-8, 10-4 Metro	1st	NCAA Tour.
1991-92	Southern Miss	Assistant	21-10, 9-2 Metro	2nd	NCAA Tour.
1992-93	Southern Miss	Assistant	20-8, 10-2 Metro	1st	-----
1993-94	Southern Miss	Assistant	26-5, 10-2 Metro	1st	NCAA Sweet 16
1994-95	Mercer	Assistant	6-20, 2-14 TAAC	8th	-----
1995-96	Pacific	Assistant	18-12, 11-7 Big West	4th	-----
1996-97	McNeese State	Assistant	17-10, 8-8 SLC	T4th	-----
1997-98	Ole Miss	Assistant	12-19, 3-11 SEC	T11th	-----
1998-99	Ole Miss	Assistant	15-13, 6-8 SEC	T8th	WNIT
1999-00	Ole Miss	Assistant	12-16, 1-13 SEC	12th	-----
2000-01	Saint Louis	Assistant	14-14, 5-11 C-USA	T5th	-----
2001-02	Life University	Head Coach	22-10	1st	NAIA Sweet 16
2002-03	Southeast Missouri	Volunteer Asst.	19-11, 11-5 OVC	2nd	-----
2003-04	New Mexico State	Assistant	13-16, 6-9 Sun Belt	7th	-----
2004-05	New Mexico State	Assistant	9-19, 4-11 Sun Belt	T8th	-----
2005-06	UNM-Highlands	Head Coach	7-11	-	-----
2006-07	Southeast Missouri	Head Coach	24-8, 16-4 OVC	1st	NCAA Tour.
2007-08	Southeast Missouri	Head Coach	23-9, 17-3 OVC	1st	WNIT
2008-09	Southeast Missouri	Head Coach	15-15, 10-8 OVC	5th	-----
2009-10	Southeast Missouri	Head Coach	7-21, 4-14	10th	-----

Overall Record: 98-74 (Six Years)**69-53 (at Southeast Missouri State - 4 Years)****Record as a college assistant: 243-193****JOHN ISHEE****HEAD COACH • 5th SEASON • SOUTHERN MISS**

Since his return to Cape Girardeau in 2006, no coach in program history has had as much success as John Ishee over the course of the last four seasons.

The Redhawks have won two Ohio Valley Conference Championships, advanced to the postseason twice and secured the program's first NCAA Women's Tournament berth.

Since taking over the program as acting head coach on Nov. 9, 2006, only to be later named the sixth head coach in Southeast's history on March 5, 2007, Ishee has compiled a record of 69-53. That mark and his .565 winning percentage, rank among the best in the OVC during that span and the best start of a coaching career by any Redhawk coach in the program's history.

Last season, Ishee's team finished with a 7-21 record with the nation's fourth youngest team. That team showed much promise however, starting the season 2-0 including a 73-63 home win over a highly touted Southern Miss team. That win ranks as one of the top victories for the program at the Show Me Center.

The Redhawks played hard all season despite injuries to their top players. Ishee continued to teach and mold his players into a team that not only represented the University and program well, but the game of basketball. For those efforts the team was presented the OVC's Team Sportsmanship Award for women's basketball, the first time the program has received the prestigious honor.

The year before, Ishee led the Redhawks to their 12th-straight OVC Tournament appearance after the team finished 15-15. He led Southeast through one of its toughest non-conference schedules in school history. The 2008-09 Redhawks found even more success in conference play, where they finished 10-8. Among the season's highlights were a 16-game OVC road game winning streak -- the nation's second longest streak at the time -- and having two players reach the 1,000-point milestone.

During the 2007-08 season, Ishee led the Redhawks to an overall record of 23-9 and 17-3 mark in the OVC to clinch Southeast's second-straight regular-season conference title. Those 17 conference wins set a new OVC record for league victories in a season. The Redhawks also went undefeated in OVC road games (10-0), the first time in school history and the first time a team has accomplished that feat in the league since 2002. Southeast capped the season with an automatic berth to the Women's National Invitational Tournament (WNIT), the program's first appearance at that event.

In 2006-07, Ishee guided the Redhawks to their best single-season record (24-8) in the since moving up to compete in NCAA Division I. Southeast earned their first-ever outright OVC regular-season crown. The Redhawks went on to win the OVC Tournament, earning them an automatic berth to the NCAA Tournament. Ishee was named the 2007 OVC Coach of the Year, for his efforts, while Lachelle Lyles and Missy Whitney garnered All-OVC honors. In addition, Southeast ranked first among both OVC and nationally in several categories, including rebounding margin (1st/9th) and defensive field goal percentage (1st/28th).

Ishee, a 22-year veteran at the collegiate level, came to Southeast from New Mexico Highlands University, an NCAA Division II institution. He served as head coach of the Cowgirls' basketball team during the 2005-06 season.

Prior to that, he spent the 2001-02 season at the helm of the women's basketball program at Life University in Georgia. That year, the Runnin' Eagles went 22-10, ranked 18th in the nation and advanced to the Sweet 16 of the NAIA Division I National Tournament.

After Life University discontinued their intercollegiate athletics that summer, Ishee came to Southeast as a volunteer assistant coach in 2002-03.

Ishee then moved on to New Mexico State, where he worked as the team's top assistant coach and recruiting coordinator for two seasons.

During the 2003-04 campaign, he helped lead the Aggies to their first and only Sun Belt Conference Tournament semifinal appearance. That team also earned the program's only victory against a Top-25 opponent. Additionally, his 2004-05 recruiting class was rated one of the Top-50 in the nation by the All-Star Girls Basketball Report.

Ishee also held assistant coaching positions at Saint Louis University (2000-01), Ole Miss (1997-2000), McNeese State (1996-97), Pacific (1995-96) and Southern Mississippi (Asst., 1991-94; Men's Graduate Asst., 1989-91).

At Ole Miss, Ishee helped the Lady Rebels clinch a WNIT berth in 2000.

At McNeese State, he was a part of one of the best turnarounds in the NCAA during the 1996-97 season. Ishee, the team's Associate Head Coach, helped lead the Cowgirls to the Southland Conference Tournament semifinals, as the team finished 17-9 overall.

From 1991-94, he served as an assistant coach at his alma mater, Southern Mississippi. Ishee helped coach the Golden Eagles to a pair of NCAA Tournament appearances and one Sweet 16 berth (1993-94).

Ishee started his college coaching career as a graduate assistant for the Southern Miss men's team (1989-91). The Golden Eagles made the 1990 NCAA Tournament with Ishee as a member of that staff.

Ishee was also head coach of both the men's and women's basketball teams at Prentiss High School (Prentiss, Miss.) from 1987-89. He compiled a 77-40 record, won two division championships and advanced to the state playoffs twice at the prep level.

Ishee received both his Bachelor's of Science and Master's Degree in Educational Administration from Southern Mississippi. He is the son of John and Opal Ishee, and resides in Cape Girardeau.





Marcus Payne begins his first season as a member of the Southeast Missouri coaching staff. He arrives with over 24 years of collegiate coaching experience. His duties include serving as the team's recruiting coordinator and assisting with the coaching of post players.

For the last four seasons, he served as an assistant coach at Austin Peay, helping the Lady Gobs to consecutive Ohio Valley Conference Tournament Championships and NCAA Tournament berths the last two seasons.

Payne was initially an assistant at Austin Peay from 1994-96 under then-head coach LaDonna McClain. During that time, he coached current Lady Gobs head coach Carrie Daniels during her final two seasons, including the program's first trip to the NCAA tournament.

In the five seasons before returning to Austin Peay, Payne was an assistant coach and associate head coach at NCAA Division II Missouri-Rolla (now Missouri S&T), a tenure which culminated with the Lady Miners posting their best win-loss mark in a decade (17-11) during the 2005-06 season.

Prior to that, Payne spent the 1998-99 season at Barton County (Kan.) Community College. The Cougars posted a 29-2 mark that season and won the Jayhawk Conference Western Division title.

From 1996-98, he was an assistant coach under Coach McClain again, this time at UNLV.

His coaching career began in 1986 at Southwestern (Kan.) College, his alma mater, where he spent six seasons. Payne began as an assistant men's basketball coach, serving in that capacity for five seasons (1987-92). During that time, he began his career in women's basketball, becoming the women's head coach in April 1991, and later adding duties as Director of Intramurals in August 1992.

While serving as the women's head coach, Payne led his team to the NAIA District 10 playoffs for the first time in more than a decade.

Following his successful stint at Southwestern, Payne spent one season at Brown Mackie College in Kansas.

Payne earned his bachelor's degree in physical education, health and recreation in 1986 from Southwestern. Payne also has an associate's degree from Neosho County (Kan.) Community College where he earned two letters in basketball.

MARCUS PAYNE

ASSISTANT COACH • 1st SEASON • SOUTHWESTERN



Elizabeth Cansdale begins her third season as a member of the Redhawk coaching staff. Her duties include post player coaching, monitoring academic progress, overseeing travel arrangements, arranging community service events, recruiting, scouting and supervising all managers.

Prior to coming to Southeast, Cansdale was the video coordinator for the women's basketball team at Tulsa.

A four-year letterwinner at Ole Miss (2001-05), she helped lead the Lady Rebels to back-to-back NCAA Tournament appearances as a junior and senior. She played in 89 career contests as a three-year starter. Cansdale tallied 384 points and 85 three-point field goals made during her career. She finished her college career ranked third in three-pointers made per game at Ole Miss.

A native of Boulder City, Nevada, Cansdale served as the Girls Varsity Assistant Coach and Girls Freshman Head Coach at her alma mater, Bishop Gorman High School. She led the freshman squad to a two-year record of 26-2 and helped the varsity compile a 62-3 mark over that same period. The varsity team was ranked 17th in the nation by *USA Today*, as well as the top team in the state of Nevada after winning back-to-back Class 4A State titles (2006 and 2007).

Cansdale averaged 20.6 points, 8.9 rebounds, 5.1 steals and 2.9 assists as a senior at Bishop Gorman High School. She was named Gatorade Player of the Year and was a two-time First Team All-State selection. Cansdale left Bishop Gorman as the school's all-time leading scorer with over 1,400 points.

Cansdale has the distinction of having her name on a plaque in the Naismith Basketball Hall of Fame. In 1996, she was the Elks Lodge National Hoop Shoot Free Throw Champion which was held in Springfield, Mass. That honor secured her spot in the Hall of Fame.

In 2005, Cansdale received her bachelor's degree in Business Administration from Ole Miss. She's currently pursuing a master's in Higher Education with an emphasis in Athletics Administration at Southeast Missouri State.

Cansdale has a son, Donovan (1) and resides in Cape Girardeau.



ELIZABETH CANSDALE

ASSISTANT COACH • 3rd SEASON • OLE MISS



Dionnah Jackson begins her coaching career as the newest member of the Southeast Missouri coaching staff. The St. Louis native just completed a four-year professional playing career overseas. She will assist in the coaching of the Redhawk's guards. Her other duties include serving as the team's video coordinator, scouting, recruiting, assisting with travel arrangements, conducting film exchange, community service projects and other administrative roles.

Jackson played four seasons at the University of Oklahoma under the tutelage of coaching legend Sherri Coale. As a three-year starting point guard and three-time team captain, Jackson ranks in the top-ten in 17 of Oklahoma's 22 all-time records lists, including second in assists (606), third in steals (265), fourth in rebounds (829), fifth in blocked shots (64) and ninth in points scored (1,491).

In 131 games, she averaged 11.4 points, 6.3 rebounds, 4.6 assists and 2.1 steals per game. She was an honorable mention All-American selection and Wade & Naismith National Player of the Year finalist her senior season.

She averaged 14.6 points, 8.5 rebounds, 5.8 assists and 2.2 steals per game in her final collegiate season. Jackson was named to the All-Big 12 First Team after garnering Second Team honors her junior and sophomore seasons.

As a junior, she was named the Big 12 Tournament's Most Valuable Player after leading the Sooners to the second of two conference championships during her playing career.

As a freshman, she appeared in all 36 games and was a key player in the Sooner's first ever Final Four appearance and a runner-up finish for the NCAA Women's National Title.

The St. Louis, Missouri native culminated a brilliant collegiate playing career by being selected in the First Round of the 2005 WNBA Draft by the Detroit Shock. During the 2007 season she was a member of the Chicago Sky.

This past year, she played in Israel for Maccabi Tel Kabir in Tel Aviv, she averaged 15.6 points and 6.4 rebounds per game. Jackson also played for teams in Switzerland and Greece prior to competing in Israel.

Jackson played her high school basketball at Parkway West High School in St. Louis where she was named the Missouri Player of the Year in 2001. She was a two-time All-State selection and led her team to a 102-12 record during her four-year playing career.

Jackson earned her degree in Mass Communications from Oklahoma in 2005.

DIONNAH JACKSON

ASSISTANT COACH • 1st SEASON • OKLAHOMA

ATHLETIC DEPARTMENT SUPPORT STAFF



Cindy Gannon
Associate Director of
Athletics/SWA



Frank M. Cuervo
Associate Director
of Athletics/External
Affairs



Torry Rollins
Assistant Athletic
Director/Finance



Brady Barke
Assistant Athletic
Director/Compliance



Greg Brune
Director of Athletic
Development



Sharon Burgard
Director of Academic
Services



Kent Phillips
Coordinator of
Facilities/Event
Management



**Dr. James
Champine**
Faculty Athletics
Representative



Jan Onderdonk
Senior Administrative
Assistant



Joyce Penny
Ticket Manager/
Student Accountant



Marcia Hendrix
Assistant Ticket
Manager/Insurance



Jeff Lee
Head Strength &
Conditioning Coach



Alfred Castillo
Head Athletic Trainer



Takuro Yamada
Assistant Athletic
Trainer (Soccer)



Amanda Martin
Assistant Athletic
Trainer



Ashley Rockey
Assistant Athletic
Trainer



Natalie Williams
Academic Services/
Compliance Assistant



Matt Williams
Basketball Operations
Assistant



Phil Lady
Marketing &
Promotions
Graduate Assistant



Geoff Wester
Academic Services
Graduate Assistant



Israel Kirk
Academic Services
Graduate Assistant



Rachel Blunt
Compliance Graduate
Assistant



Molly Davis
Compliance Graduate
Assistant



James LeBine
Multimedia Specialist

**PREPARE
FOR COMBAT**



**DRIVE HARD TO THE HOOP,
SLOW DOWN FOR NO ONE**

LeBron James is wearing NIKE Pro Combat Hyperstrong Compression Basketball Top,
Hyperstrong Basketball Vis Short, Hyperstrong Elbow Sleeve and the NIKE Soldier II shoe.



PLAYER PROFILES

PLAYER PROFILES



1



BECK'S CAREER HIGHS

POINTS	13
2X, last vs. Murray State (1/23/10)	
REBOUNDS	10
at Jacksonville State (1/28/10)	
ASSISTS	7
vs. Eastern Illinois (2/6/10)	
FIELD GOALS	6
vs. UT Arlington (12/12/09)	
FIELD GOAL ATTEMPTS	13
vs. UT Martin (1/21/10)	
FG%	.600 (6-10)
vs. UT Arlington (12/12/09)	
3-PT FIELD GOALS	3
3X, last vs. UT Martin (1/21/10)	
3-PT FIELD GOAL ATTEMPTS	6
vs. UT Martin (1/21/10)	
3-PT FG%	1.000 (3-3)
at Eastern Illinois (2/7/09)	
FREE THROWS	7
2X, last vs. Murray State (1/23/10)	
FT ATTEMPTS	12
vs. Murray State (1/23/10)	
FT% (min. 3)	1.000 (4-4)
2X, last vs. Tennessee Tech (1/2/10)	
BLOCKS	2
at Central Arkansas (12/19/09)	
STEALS	4
2X, last vs. Eastern Kentucky (2/11/10)	
MINUTES	39
at Tennessee Tech (1/30/10)	

BIANCA BECK

GUARD • 5-7 • JUNIOR • ST. LOUIS, MO. • INCARNATE WORD



2009-10: Played in all 28 games, starting 22...led the team in assists (77), assists per game (2.8), steals (30), three-point percentage (.339), minutes played (29.5 per game) free throws made (62) and attempts (91)...finished ninth in the OVC in assists...averaged 6.1 points per game...in non-conference games, averaged 7.1 ppg and shot .389 from three-point range...averaged 7.2 ppg in home games...finished fourth in scoring average and third in points with 172...recorded four double-digit scoring games...led team in scoring twice...scored a career-high 13 points on 6-10 shooting vs. UT Arlington (12/12)...matched career-high with 13 points vs. Murray State (1/23), making a career best 7 free throws...scored 11 points vs. Tennessee State (2/25), going 3-4 from three-point range...scored a team-high ten points on 3-6 shooting from three-point range vs. UT Martin (1/21)...team leader in assists 15 times...recorded five or more assists in four games...set a new career-high with seven assists vs. Eastern Illinois (2/6)...finished with six assists at Tennessee Tech (1/30)...led the team in steals five times...recorded three or more steals in three games...set a career-high with four steals vs. UT Arlington (12/12)...matched career-high with four steals vs. Eastern Kentucky (2/11)...averaged 2.8 rebounds per game...recorded a career-high ten rebounds at Jacksonville State (1/28)...had five rebounds at Missouri State (11/21) and vs. UT Martin (1/21)...had a career-best two blocked shots at Central Arkansas (12/19)...played 30+ minutes in a game 15 times.

2008-09: Played in all 30 games, starting 14...first true freshman to start at point guard in a season opener in program history...averaged 2.8 points per game...increased her scoring output to 3.3 points in away games...scored a season-high 11 points at Eastern Illinois (2/7) while shooting a perfect 4-4 from the field, including 3-3 from 3-point range...third on the team with 1.5 assists per game...dished out a season-high five assists vs. Tennessee State during the first round of the OVC tournament, while matching a season-high with 11 points...recorded three or more assists in seven games...second on the team in three-point field goal percentage at .345...averaged 1.7 rebounds per game...pulled down a season-high five rebounds against Eastern Illinois (1/10)...season-high three steals against Murray State (2/19)...Southeast Scholar Athlete.

Prep: Played at Incarnate Word Academy in St. Louis...coached by Dan Rolfes...led her team to a 29-4 record and the championship game of the 5A State Tournament...team MVP...named team captain...averaged 5.1 ppg, 2.6 rpg and 2.2 assists per game her senior season...All-Conference selection in 2006 and 2008...named Street and Smith's All-America Honorable Mention her sophomore season...helped team to a 31-1 record and the 2005-06 Missouri Class 5A State Championship...team finished ranked 10th nationally by USA Today...three-year starter...competed on the track team.

Personal: Born 6-29-90...daughter of Melvin and Kimberly Beck...majoring in Psychology with a minor in Exercise Science.

BECK'S CAREER STATS

Season	GP-GS	FG-FGA	Pct.	3P-3PA	Pct.	FT-FTA	Pct.	Reb.	Avg.	Ast.	Blk.	Stl.	Pts.	Avg.
2008-09	30-14	24-75	.320	10-29	.345	27-37	.730	52	1.7	45	2	21	85	2.8
2009-10	28-22	45-154	.292	20-59	.339	62-91	.681	78	2.8	77	3	30	172	6.1
TOTAL	58-36	69-229	.301	30-88	.341	89-128	.695	130	2.2	122	5	51	257	4.4



24

HOLMES' CAREER HIGHS

POINTS _____ 4

2X, last vs. Eastern Kentucky (1/17/09)

REBOUNDS _____ 6

at Missouri (12/29/08)

ASSISTS _____ 1

4X, last at UT Martin (2/20/10)

FIELD GOALS _____ 2

vs. Bethel College (12/10/08)

FIELD GOAL ATTEMPTS _____ 6

vs. Bethel College (12/10/08)

FG% _____ .333 (3-6)

vs. Bethel College (12/10/08)

3-PT FIELD GOALS _____ NA

3-PT FIELD GOAL ATTEMPTS _____ NA

3-PT FG% _____ NA

FREE THROWS _____ 2

2X, last vs. Jacksonville State (1/29/09)

FT ATTEMPTS _____ 2

4X, last vs. Green Bay (11/29/09)

FT% (min. 3) _____ NA

BLOCKS _____ 1

6X, last at UT Martin (2/20/10)

STEALS _____ 1

5X, last at Murray State (2/18/10)

MINUTES _____ 20

vs. Eastern Kentucky (1/17/09)

AMBER HOLMES

FORWARD • 6-2 • JUNIOR • SAN ANTONIO, TEXAS • CORNERSTONE



2009-10: Played in 19 games, making two starts...scored eight points and recorded 19 rebounds on the season...averaged 1.0 rebound per game...13 of her rebounds came in OVC contests...nine rebounds were on the offensive end...scored in five games including a season-high two points vs. Jacksonville State (1/4), at Morehead State (1/14) and at UT Martin (2/20)...recorded a season-high three rebounds (two offensive) and blocked a shot vs. Green Bay (11/29)...played 12 minutes and collected three rebounds and one steal at Tennessee Tech (1/30)...recorded two rebounds vs. Morehead State (2/13)...had two rebounds and an assist at Eastern Illinois (1/9)...team leader in blocks in three games...made first career start at Murray State (2/18)...second career start came at UT Martin (2/20).

2008-09: Played in 26 games...averaged 1.1 points and 1.3 rebounds per game...saw those averages jump to 1.5 and 1.6, respectively, during home games...pulled down four rebounds and recorded her first collegiate steal against Indiana State (11/28)...pulled down a career-high six rebounds at Missouri (12/29) and tallied her first collegiate block...scored a career-high four points against Eastern Kentucky (1/17) while playing in a career-high 20 minutes...Southeast Scholar Athlete.

Prep: Played at Cornerstone Christian High School in San Antonio, Texas...coached by Donna Reid...averaged 10.0 and 8.0 rebounds per game her senior season...averaged 12.0 points and 8.0 rebounds as a junior...competed on the track team.

Personal: Born 9-9-89...daughter of Daryl and Angela Holmes...father Daryl played football at Nebraska and was a teammate with current Redhawk head football coach Tony Samuel...majoring in Mass Communications.



HOLMES' CAREER STATS

Season	GP-GS	FG-FGA	Pct.	3P-3PA	Pct.	FT-FTA	Pct.	Reb.	Avg.	Ast.	Blk.	Stl.	Pts.	Avg.
2008-09	26-0	12-34	.353	0-0	.000	4-8	.500	35	1.3	1	2	3	28	1.1
2009-10	19-2	3-11	.272	0-0	.000	2-4	.500	19	1.0	3	4	2	8	0.4
TOTAL	45-2	15-45	.333	0-0	.000	6-12	.500	54	1.2	4	6	5	36	0.8



23

DAVIS' CAREER HIGHS

POINTS	18
vs. Green Bay (11/29/09)	
REBOUNDS	5
2X, last vs. Jacksonville State (1/4/10)	
ASSISTS	4
2X, last at Tennessee State (12/5/09)	
FIELD GOALS	5
vs. Jacksonville State (1/4/10)	
FIELD GOAL ATTEMPTS	13
vs. Jacksonville State (1/4/10)	
FG%	.385 (5-13)
vs. Jacksonville State (1/4/10)	
3-PT FIELD GOALS	2
vs. Southern Miss (11/16/09)	
3-PT FIELD GOAL ATTEMPTS	5
vs. Southern Miss (11/16/09)	
3-PT FG%	.400 (2-5)
vs. Southern Miss (11/16/09)	
FREE THROWS	9
2X, last vs. Green Bay (11/29/09)	
FT ATTEMPTS	12
vs. Southern Miss (11/16/09)	
FT% (min. 3)	1.000 (7-7)
5X, last at Central Arkansas (12/19/09)	
BLOCKS	NA
STEALS	2
vs. Jacksonville State (1/4/10)	
MINUTES	35
vs. Jacksonville State (1/4/10)	

JASMINE DAVIS

GUARD • 5-7 • SOPHOMORE • CINCINNATI, OHIO • HUGHES CENTER

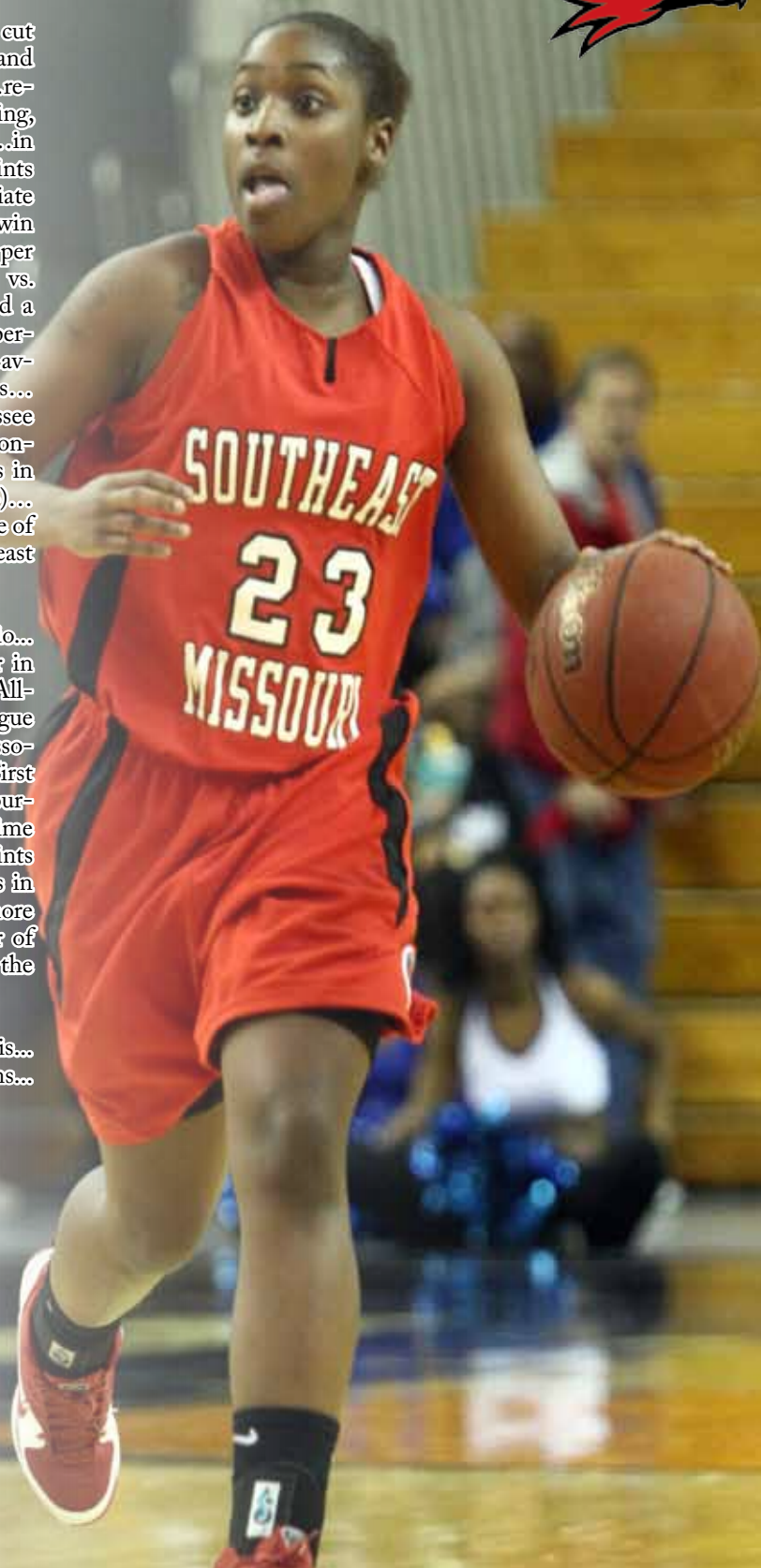
30



2009-10: Played in 13 games, making 11 starts...season was cut short due to a knee injury...averaged 10.0 points per game and shot .877 percent from the free throw line to lead the team...recorded eight double-digit scoring games...led the team in scoring, in five games...averaged 11.2 ppg in non-conference games...in home games, averaged 13.1 ppg...scored a season-high 18 points vs. Green Bay (11/29)...scored a game-high 13 points in collegiate debut vs. UMSL (11/13)...recorded a team-high 17 points in win vs. Southern Miss (11/16)...averaged 5.0 free throw attempts per game, making 4.4 of those attempts...made nine free throws vs. Green Bay (11/29) and vs. Southern Miss (11/16)...attempted a season-high 12 free throws vs. Southern Miss (11/16)...went a perfect 7-7 from the free-throw line at Central Arkansas (12/19)...averaged 1.9 assists per game...led the team in assists in three games...season-high four assists at Missouri State (11/21) and at Tennessee State (12/5)...averaged 2.6 rebounds per game...recorded season-highs of five rebounds vs. Bethel (12/9)...team leader in steals in three games...season-high two steals vs. Jacksonville State (1/4)...played a season-high 35 minutes vs. Jacksonville State (1/4)...one of two freshman to start season-opener vs. UMSL (11/13)...Southeast Scholar Athlete.

Prep: Played at Hughes Center High School in Cincinnati, Ohio...coached by Anita Burke...was rated the 35th best prep player in Ohio by Ohiovarsity.com after being named honorable mention All-Ohio...named CMAC Player of the Year after averaging a league high 19.0 ppg...also averaged 6.3 rpg, 3.4 apg and 2.4 spg...Associated Press All-Southwest District Second Team selection...First Team selection to the Cincinnati Enquirer All-City Team...four-time All-League selection...three-time team captain and two-time team MVP...the Big Red's all-time leading scorer with 1,169 points in her career...during her senior season, she recorded 19 games in double digits including 10 games in which she scored 20 or more points...career best game of 30 points...named CMAC Player of the Year in volleyball her junior and senior seasons...member of the honor roll...named All-Academic League her senior season.

Personal: Born 1-2-92...daughter of Jerome and Michelle Davis...her father played defensive line in the NFL for the Detroit Lions...majoring in Chemistry.



DAVIS' CAREER STATS

Season	GP-GS	FG-FGA	Pct.	3P-3PA	Pct.	FT-FTA	Pct.	Reb.	Avg.	Ast.	Blk.	Stl.	Pts.	Avg.
2009-10	13-11	34-96	.354	5-32	.156	57-65	.877	34	2.6	25	0	12	130	10.0



22

FIELDS' CAREER HIGHS

POINTS	18
at Eastern Illinois (1/9/10)	
REBOUNDS	4
at Jacksonville State (1/28/10)	
ASSISTS	2
5X, last vs. Austin Peay (2/27/10)	
FIELD GOALS	7
at Eastern Illinois (1/9/10)	
FIELD GOAL ATTEMPTS	15
at Eastern Illinois (1/9/10)	
FG%	.467 (7-15)
at Eastern Illinois (1/9/10)	
3-PT FIELD GOALS	4
at Eastern Illinois (1/9/10)	
3-PT FIELD GOAL ATTEMPTS	10
3X, last vs. Tennessee State (2/25/10)	
3-PT FG%	.667 (2-3)
at Jacksonville State (1/28/10)	
FREE THROWS	3
vs. UT Arlington (12/12/09)	
FT ATTEMPTS	4
vs. UT Arlington (12/12/09)	
FT% (min. 3)	.750 (3-4)
vs. UT Arlington (12/12/09)	
BLOCKS	1
at Eastern Illinois (1/9/10)	
STEALS	2
at Tennessee Tech (1/30/10)	
MINUTES	31
at UT Martin (2/20/10)	

SHELAH FIELDS

GUARD • 5-6 • SOPHOMORE • ST. LOUIS, MO. • RIVERVIEW GARDENS



2009-10: Played in 24 games, making six starts ...averaged 5.2 ppg...recorded three double-digit scoring games...led the team in scoring in twice...team leader in three poin attempts (93) and makes (28)...recorded four games of three or more three-pointers made...attempted ten three-pointers in three games...shot .857 from the free-throw line...upped scoring average to 6.9 ppg in OVC games...in OVC games, ranked ninth with 1.7 three-pointers made...scored a game-high 18 points on 7-15 shooting off the bench at Eastern Illinois (1/9)...poured in 13 points at UT Martin (2/20)...scored 11 points off the bench vs. Eastern Kentucky (2/11)...recorded first collegiate points and rebounds at Indiana State (11/24)...scored six points in just five minutes off the bench vs. UT Arlington (12/12)...started last four games of the season, averaging 9.0 ppg in those game...had three offensive rebounds at Indiana State (11/24)...had a season-high four rebounds at Jacksonville State (1/28)...recorded a season-high two assists vs. SIUE (2/2) and vs. Austin Peay (2/27)...led the team in steals in two games...season-high two steals at Tennessee Tech (1/30)...recorded first collegiate block and steal at Eastern Illinois (1/9)...made first collegiate start at Central Arkansas (12/19)...member of the OVC Commissioner's Honor Roll...Southeast Scholar Athlete.

Prep: Played at Riverview Gardens in St. Louis, Missouri...coached by Jaron Young...was named Suburban North Player of the Year in 2006 and 2007...three-time First Team All-Conference selection...St. Louis Post Dispatch Honorable Mention All-Metro Team...Fox 2 News Athlete of the Week...2009 McDonald's All American Basketball Team nominee...averaged 16.7 points, 4.0 assists and 2.5 steals per game during her career...led team to a 17-7 record her junior year...also played field hockey and golf...2nd Team All-Conference in field hockey her senior season...member of the National Honor Society...Honor Roll Student...graduated in the top-10 of class.

Personal: Born 2-7-91...daughter of Howard and Lynnette Fields...majoring in Chemistry.



FIELDS' CAREER STATS

Season	GP-GS	FG-FGA	Pct.	3P-3PA	Pct.	FT-FTA	Pct.	Reb.	Ava.	Ast.	Blk.	Stl.	Pts.	Ava.
2009-10	24-6	42-142	.296	28-93	.301	12-14	.857	25	1.0	15	1	9	124	5.2



4

HARRIEL'S CAREER HIGHS

POINTS _____ 12

vs. Eastern Illinois (2/6/10)

REBOUNDS _____ 10

vs. Eastern Kentucky (2/11/10)

ASSISTS _____ 2

2X, last at Jacksonville State (1/28/10)

FIELD GOALS _____ 4

4X, last vs. Eastern Illinois (2/6/10)

FIELD GOAL ATTEMPTS _____ 9

3X, last vs. Eastern Kentucky (2/11/10)

FG% _____ NA

3-PT FIELD GOALS _____ 2

vs. Eastern Illinois (2/6/10)

3-PT FIELD GOAL ATTEMPTS _____ 2

3X, last vs. Eastern Illinois (2/6/10)

3-PT FG% _____ 1.000 (2-2)

vs. Eastern Illinois (2/6/10)

FREE THROWS _____ 4

2X, last vs. Eastern Kentucky (2/11/10)

FT ATTEMPTS _____ 8

last vs. Eastern Kentucky (2/11/10)

FT% (min. 3) _____ 1.000 (4-4)

vs. SIU Edwardsville (2/2/10)

BLOCKS _____ 2

at Central Arkansas (12/19/09)

STEALS _____ 3

vs. UMSL (11/13/09)

MINUTES _____ 26

2X, last vs. Eastern Kentucky (2/11/10)

BRITTANY HARRIEL

FORWARD • 6-1 • SOPHOMORE • CINCINNATI, OHIO • LAKOTA WEST



2009-10: Played in 28 games, making three starts...averaged 3.7 points and 3.5 rebounds per game...fourth on the team with 98 rebounds...in non-conference games, averaged 4.2 ppg and 4.4 rpg...averaged 5.3 ppg and 5.1 rpg while shooting .417 (5-12) from three-point range...made five three-pointers on the year...came off the bench to lead the team with 12 points vs. Eastern Illinois (2/6)...in collegiate debut vs. UMSL (11/13) scored eight points and led the team with eight rebounds...scored eight points and collected a team-best nine rebounds vs. Southern Miss (11/16)...led the team in rebounding in four games...recorded seven or more rebounds in seven games...had a season-high 10 rebounds vs. Eastern Kentucky (2/11)...led team in blocked shots in four games...recorded first collegiate block vs. Bethel (12/9)...season-high two blocks at Central Arkansas (12/19)...led team in steals in five games...had a season-high three steals vs. UMSL (11/13)...was the first player of the bench in six games...made first career start vs. Murray State (1/23)...member of the OVC Commissioner's Honor Roll...South-east Scholar Athlete.

Prep: Played at Lakota West High School in Cincinnati, Ohio...coached by Andy Fishman...Cincinnati Enquirer All-Ohio Honorable Mention...Second Team All-Conference selection as a senior...Averaged 8.0 ppg, 7.0 rpg, shot over 50-percent from the field and 70-percent from the free throw line as a senior...helped her team to back-to-back state Final Four appearances...also played volleyball...member of the National Honor Society...Honor Roll Student.

Personal: Born 5-25-91...daughter of Sean and Megan Harriel...her mother was inducted in Bowling Green State University's Hall of Fame in 2006 as a standout for their basketball and volleyball teams...undecided in college major.



HARRIEL'S CAREER STATS

Season	GP-GS	FG-FGA	Pct.	3P-3PA	Pct.	FT-FTA	Pct.	Reb.	Avg.	Ast.	Blk.	Stl.	Pts.	Avg.
2009-10	28-3	38-111	.342	5-18	.278	23-33	.697	98	3.5	10	6	13	104	3.7



5



LANE'S CAREER HIGHS

POINTS	14
vs. Murray State (1/23/10)	
REBOUNDS	5
vs. Morehead State (2/13/10)	
ASSISTS	3
vs. Murray State (1/23/10)	
FIELD GOALS	6
vs. Murray State (1/23/10)	
FIELD GOAL ATTEMPTS	14
vs. Murray State (1/23/10)	
FG%	.429 (6-14)
vs. Murray State (1/23/10)	
3-PT FIELD GOALS	1
8X, last vs. Tennessee State (2/25/10)	
3-PT FIELD GOAL ATTEMPTS	6
at UT Martin (2/20/10)	
3-PT FG%	NA
FREE THROWS	4
vs. SIU Edwardsville (2/2/10)	
FT ATTEMPTS	5
vs. SIU Edwardsville (2/2/10)	
FT% (min. 3)	.800 (4-5)
vs. SIU Edwardsville (2/2/10)	
BLOCKS	NA
STEALS	2
vs. Tennessee State (2/25/10)	
MINUTES	30
vs. Eastern Illinois (2/6/10)	

ERIKA LANE

GUARD • 5-7 • SOPHOMORE • KNOXVILLE, TENN. • WEST H.S.



2009-10: Played in 25 games, making one start...averaged 4.0 points and 1.4 rebounds per game...averaged 4.4 ppg in OVC contests...led the team in scoring in twice...recorded three double-digit scoring games...came off the bench to score a season-high 14 points vs. Murray State (1/23)...scored 11 points and grabbed four rebounds vs. Eastern Illinois (2/6)...finished with ten points at Tennessee Tech (1/30)...led the team in scoring at Indiana State (11/24) with seven points on 3-5 shooting...went 4-5 from the free throw line vs. SIUE (2/2)...recorded a season-high five rebounds vs. Morehead State (2/13)...season-high three assists vs. Murray State (1/23)...made collegiate debut at Missouri State (11/21)...was the first player off the bench in eight games...made first collegiate start vs. Morehead State (2/13)...Southeast Scholar Athlete.

Prep: Played at West High School in Knoxville, Tennessee...coached by Chris Kesler and Mark Smith...two-time All-Conference selection...two-time All-District selection...led her team to a 16-8 record...named MVP of the Super 16...averaged 11.0 points, 3.5 rebounds, 2.5 assists, and 2.9 steals per game as a junior...she led the Rebels to a 20-9 record as a junior...team played in the Region 2-AAA semifinals for the first time in school history...in semifinal game, had a team high 20 points in the victory...played on the Tennessee Flight AAU team with current Redhawk teammate Bailie Roberts...played volleyball and competed on the track team...was an All-District selection in volleyball.

Personal: Born 11-1-90...daughter of Eric and Angela Lane...undecided in college major.



LANE'S CAREER STATS

Season	GP-GS	FG-FGA	Pct.	3P-3PA	Pct.	FT-FTA	Pct.	Reb.	Avg.	Ast.	Blk.	Stl.	Pts.	Avg.
2009-10	25-1	40-136	.294	8-49	.163	12-22	.545	36	1.4	15	0	8	100	4.0



32



MACK'S CAREER HIGHS

POINTS	13
vs. SIU Edwardsville (2/2/10)	
REBOUNDS	13
vs. Tennessee Tech (1/2/10)	
ASSISTS	4
at Jacksonville State (1/28/10)	
FIELD GOALS	6
vs. Tennessee Tech (1/2/10)	
FIELD GOAL ATTEMPTS	12
vs. SIU Edwardsville (2/2/10)	
FG%	.600 (6-10)
vs. Tennessee Tech (1/2/10)	
3-PT FIELD GOALS	2
2X, last vs. SIU Edwardsville (2/2/10)	
3-PT FIELD GOAL ATTEMPTS	5
2X, last vs. SIU Edwardsville (2/2/10)	
3-PT FG%	.400 (2-5)
2X, last vs. SIU Edwardsville (2/2/10)	
FREE THROWS	4
at Tennessee Tech (1/30/10)	
FT ATTEMPTS	10
vs. Murray State (1/23/10)	
FT% (min. 3)	1.000 (3-3)
vs. Tennessee State (2/25/10)	
BLOCKS	3
at Tennessee Tech (1/30/10)	
STEALS	3
2X, last vs. SIU Edwardsville (2/2/10)	
MINUTES	33
at Tennessee Tech (1/30/10)	

PATRICIA MACK

FORWARD • 6-0 • SOPHOMORE • COLUMBUS, OHIO • MIFFLIN



2009-10: Played in 27 games, making nine starts...averaged 4.9 points and 5.4 rebounds per game...averaged 5.8 ppg and 6.1 rpg in OVC contests...in home games, averaged 6.4 rpg...led the team in scoring in four games...recorded five double-digit scoring games...tied for the team lead with two double-doubles...had first career double-double vs. Tennessee Tech (1/2) with 12 points and a season-high 13 rebounds...recorded ten points and 12 rebounds vs. Murray State (1/23)...had a season-high 13 points and collected eight rebounds vs. SIUE (2/2)...scored 12 points and recorded eight rebounds at Jacksonville State (1/28)...played a season-high 33 minutes at Tennessee Tech, finishing with 11 points and nine rebounds...tied for the team lead in rebounding average...second on the team with 145 total rebounds...averaged a team-high 3.9 defensive rebounds per game...led the team in rebounding ten times...recorded four double-digit rebounding games...had seven or more rebounds in nine games...tied season-high with 13 rebounds vs. Jacksonville State (1/4)...collected a season-high eight offensive rebounds vs. Murray State (1/23)...finished with ten rebounds vs. Morehead State (2/13)...third on the team with 34 assists...led the team in assists in three games...finished with a season-high four assists at Jacksonville State (1/28)...second on the team with 11 blocks...led the team in blocks in six games...had a season-high three blocks at Tennessee Tech (1/30)...finished with two blocks at Missouri State (11/21)...led the team in steals in seven games...had three or more steals in two games...season-high three steals at Eastern Illinois (1/9) and vs. SIUE (2/2)...made eight three-pointers...made first career start at Indiana State (11/24)...Southeast Scholar Athlete.

Prep: Played at Mifflin High School in Columbus, Ohio...coached by Troy Taylor...All-Ohio Honorable Mention...Columbus Dispatch All-Metro First Team...two-time All-City selection...averaged 12.0 ppg and 8.0 rpg for the Lady Punchers during her senior season...team advanced to the Division II "Sweet 16" in the Ohio State Tournament...team reached the semifinals her junior season...averaged 9.0 ppg as the team's starting forward her junior season...named team MVP her senior season...heading into her senior season she was rated as one of the top 100 players in the state of Ohio by ESPN.com...played volleyball and softball...Honor Roll Student.

Personal: Born 1-16-91...daughter of Patrick Mack and Elizabeth Smoot...her brother Patrick Phelps plays football at Wesley College...majoring in nursing.



MACK'S CAREER STATS

Season	GP-GS	FG-FGA	Pct.	3P-3PA	Pct.	FT-FTA	Pct.	Reb.	Avg.	Ast.	Blk.	Stl.	Pts.	Avg.
2009-10	27-9	51-145	.352	8-36	.222	23-47	.489	145	5.4	34	11	20	133	4.9



10

MILLER'S CAREER HIGHS

POINTS	14
at Arkansas-Little Rock (12/28/09)	
REBOUNDS	8
at Eastern Kentucky (1/16/10)	
ASSISTS	3
vs. UT Martin (1/21/10)	
FIELD GOALS	7
at Arkansas-Little Rock (12/28/09)	
FIELD GOAL ATTEMPTS	12
at Morehead State (1/14/10)	
FG%	NA
3-PT FIELD GOALS	2
at Arkansas-Little Rock (12/28/09)	
3-PT FIELD GOAL ATTEMPTS	4
vs. UT Martin (1/21/10)	
3-PT FG%	1.000 (2-2)
at Arkansas-Little Rock (12/28/09)	
FREE THROWS	4
at Eastern Kentucky (1/16/10)	
FT ATTEMPTS	5
at Arkansas-Little Rock (12/28/09)	
FT% (min. 3)	1.000 (4-4)
at Eastern Kentucky (1/16/10)	
BLOCKS	1
2X, last vs. SIU Edwardsville (2/2/10)	
STEALS	3
at Eastern Kentucky (1/16/10)	
MINUTES	29
2X, last vs. UT Martin (1/21/10)	

MONICA MILLER

GUARD • 5-9 • SOPHOMORE • MEMPHIS, TENN. • LAUSANNE PREP

40



2009-10: Played in 26 games, making 13 starts...averaged 2.6 points and 1.5 rebounds per game...averaged 3.6 ppg, shot .459 from the field and .909 (10-11) from the free throw line in away games...shot .429 percent (3-7) from three-point range in non-conference games...led team in scoring in two games...scored a season-high 14 points on 4-4 shooting (2-2 from three-point range) at UALR (12/28)...led the team with ten points and eight rebounds at Eastern Kentucky (1/16) with a season-high 29 minutes...finished with eight points at Morehead State (1/14)...led team in rebounding in two games...recorded seven or more rebounds in two games...finished with seven rebounds vs. UT Martin (1/21)...led team in blocks in two games...led team in steals in five games...had a season-high three steals at Eastern Kentucky (1/16)...recorded a season-high three steals vs. UT Martin (1/21)...scored first career point on a free throw in the team's season opener vs. UMSL (11/13)...made first career start vs. Tennessee Tech (1/2).

Prep: Played at Lausanne Prep in Memphis, Tennessee...coached by Wayne Kelly...2008 D-II Small State MVP...named to the 2008 Pre-Season All-District team...2007 All-District, All-League Division II, All-Metro and All-State as a junior...averaged 8.2 points and 4.4 rebounds per game her junior season...helped lead team to a 30-3 record and the TSSAA Division II State Championship...named the State Tournament Most Valuable Player when she scored a game-high 21 points...led her team to a 25-3 record and back to state title game her senior season...was named to the All-State Tournament team after leading her team in scoring at the tournament...team captain...Who's Who Among America's High School Students.

Personal: Born 3-5-91...daughter of Everett and Terri Miller...majoring in Engineering Physics.



MILLER'S CAREER STATS

Season	GP-GS	FG-FGA	Pct.	3P-3PA	Pct.	FT-FTA	Pct.	Reb.	Ava.	Ast.	Blk.	Stl.	Pts.	Ava.
2009-10	26-13	25-74	.338	5-24	.208	13-19	.684	39	1.5	12	2	12	68	2.6



25



NORMAN'S CAREER HIGHS

POINTS	19
vs. Morehead State (2/13/10)	
REBOUNDS	9
vs. Tennessee State (2/25/10)	
ASSISTS	3
8X, last at UT Martin (2/20/10)	
FIELD GOALS	7
vs. Morehead State (2/13/10)	
FIELD GOAL ATTEMPTS	13
2X, last vs. Tennessee State (2/25/10)	
FG%	.636 (7-11)
vs. Morehead State (2/13/10)	
3-PT FIELD GOALS	5
vs. Morehead State (2/13/10)	
3-PT FIELD GOAL ATTEMPTS	8
vs. UT Martin (1/21/10)	
3-PT FG%	1.000 (2-2)
vs. UMSL (11/13/09)	
FREE THROWS	5
vs. Tennessee Tech (1/2/10)	
FT ATTEMPTS	6
at Tennessee State (12/5/09)	
FT% (min. 3)	1.000 (5-5)
2X, last vs. Tennessee Tech (1/2/10)	
BLOCKS	2
3X, last at UT Martin (2/20/10)	
STEALS	3
2X, last vs. Austin Peay (2/27/10)	
MINUTES	36
2X, last at UT Martin (2/20/10)	

KATIE NORMAN

GUARD • 5-9 • SOPHOMORE • FREEPORT, ILL. • FREEPORT H.S.



2009-10: Played in all 28 games, starting 19...started last 15 games of the season...led team with 202 points scored, field goal attempts and field goals made...tied for third on the team with a 7.2 points per game average...second on the team in field goal percentage...second on the team in assists (46) and steals (23)...led the team with 15 blocked shots...shot .306 percent from three-point range to rank third on the team...ranked third on the team with a .789 free throw percentage...averaged 8.3 ppg, 3.5 rpg and shot .350 percent from three-point range in OVC contests...was 22-26 from the free throw line in OVC games...averaged 8.6 ppg in home games...led team in scoring in three games...scored in double-digits in six games...had a season-high 19 points on 7-11 shooting (5-7 from three-point range) vs. Morehead State (2/13)...scored a team-high 12 points vs. Austin Peay...finished with 11 points at Jacksonville State (1/28)...scored ten points on 4-5 shooting in season opener vs. UMSL (11/13)...finished with ten points off the bench vs. Bethel (12/9)...averaged 3.0 rebounds per game...recorded seven or more rebounds in two games...recorded a season-high seven rebounds vs. Murray State (1/23)...finished with six rebounds vs. SIUE (2/2)...led team in assists in four games...led team in blocks in nine games...season-high two blocked shots at Eastern Illinois (1/9), vs. UT Martin (1/21) and at UT Martin (2/20)...led team in steals in six games...recorded three or more steals in two games...had a season-high three steals vs. Murray State (1/23)...went 5-5 from the free throw line vs. Tennessee Tech (1/2)...member of the OVC Commissioner's Honor Roll...Southeast Scholar Athlete.

Prep: Played at Freeport High School in Freeport, Illinois...coached by Ryan Pierce...2009 First Team Class 3A All-State selection...2009 Chicago Sun Times All-State Second Team selection...led her team to back-to-back state title game appearances...2009 NIC-10 MVP...four-time All-Conference selection...averaged 12.0 ppg, a team-best 5.1 apg and 4.3 rpg as a senior...scored 1,309 points in her prep career which ranks fourth on the school's all-time list...ranks second all-time in assists (534), fifth in steals (276) and seventh in blocks (75)...only player in school history to record a triple-double...Scholar Athlete...also played volleyball where she was an All-Conference Honorable Mention selection as a senior...High Honor Roll Student.

Personal: Born 7-5-90...daughter of Pete Norman and Melissa Crippen...father is the Director of Athletics and former men's head basketball coach at Highland Community College...her brother Eric plays baseball at Highland Community College...undecided in college major.



NORMAN'S CAREER STATS

Season	GP-GS	FG-FGA	Pct.	3P-3PA	Pct.	FT-FTA	Pct.	Reb.	Avg.	Ast.	Blk.	Stl.	Pts.	Avg.
2009-10	28-19	73-195	.374	26-85	.306	30-38	.789	83	3.0	46	15	23	202	7.2



40



ROBERTS' CAREER HIGHS

POINTS	17
vs. Bethel College (12/9/09)	
REBOUNDS	11
vs. Bethel College (12/9/09)	
ASSISTS	4
vs. UMSL (11/13/09)	
FIELD GOALS	7
2X, last at UT Martin (2/20/10)	
FIELD GOAL ATTEMPTS	16
vs. Tennessee State (2/25/10)	
FG%	.833 (5-6)
vs. Jacksonville State (1/4/10)	
3-PT FIELD GOALS	3
2X, last vs. Jacksonville State (1/4/10)	
3-PT FIELD GOAL ATTEMPTS	7
at UT Martin (2/20/10)	
3-PT FG%	1.000 (3-3)
vs. Jacksonville State (1/4/10)	
FREE THROWS	7
at Eastern Kentucky (1/16/10)	
FT ATTEMPTS	10
at Eastern Kentucky (1/16/10)	
FT% (min. 3)	1.000 (4-4)
3X, last vs. Morehead State	
BLOCKS	3
at UT Martin (2/20/10)	
STEALS	4
vs. Tennessee State (2/25/10)	
MINUTES	34
3X, last vs. Tennessee State (2/25/10)	

BAILIE ROBERTS

FORWARD • 5-10 • SOPHOMORE • MARYVILLE, TENN. • MARYVILLE



2009-10: Played in 22 games, starting 19...second on the team in points (198) and scoring (9.0 ppg)...led the team in field goal percentage at .397...second on the team in three-point percentage at .333...finished third on the team in rebounds (106) and rebound average (4.8 rpg)...shot .721 from the free-throw line...averaged 9.4 ppg and 5.3 rpg in OVC contests...in home games, averaged 9.5 ppg, 5.1 rpg and shot .455 percent from the field...led the team in scoring in six games...scored in double-digits in ten games...tied for the team lead with two double-doubles...recorded first collegiate double-double with a season-high 17 points and 11 rebounds vs. Bethel (12/9)...finished with 10 points and 10 rebounds vs. Tennessee State (2/25)...scored 16 points on 7-14 shooting and collected eight rebounds at UT Martin (2/20)...finished with a team-high 13 points on 5-6 shooting (3-3 from three-point range) vs. Jacksonville State (1/4)...scored 12 points vs. Central Arkansas (12/19)...in collegiate debut vs. UMSL (11/13), scored 12 points, collected three steals, four assists and six rebounds...led the team in rebounding in three games...recorded seven or more rebounds in four games...led the team in blocks in six games...recorded first collegiate blocked shot vs. Green Bay (11/29)...had a season-high three blocked shots at UT Martin (2/20)...led team in steals in six games...season-high four steals vs. Tennessee State (2/25)...led team in assists in four games...averaged 1.2 assists per game...one of two freshman to start season-opener vs. UMSL (11/13)...member of the OVC Commissioner's Honor Roll...Southeast Scholar Athlete.

Prep: Played at Maryville High School in Maryville, Tennessee...coached by Kim Bledsoe...All-State Honorable Mention by the Knoxville News-Sentinel...two-time All-Region selection...three-time All-District selection...four-time All-County selection...named to the All-District All-Tournament team three times...averaged 18.2 ppg, 7.0 rpg and 2.3 apg her senior season...led team to District Championship her senior season...averaged 17.0 points and 7.8 rebounds per game her junior season...two-time Knoxville News-Sentinel Player of the Week selection as a junior...played on the Tennessee Flight AAU team with current Redhawk teammate Erika Lane...played softball...was an All-Region and three-time All-District selection for the three-time District Softball Champions...led softball team to a third place finish at state tournament...Honor Roll Student.

Personal: Born 11-21-90...daughter of Jack and Lisa Roberts...undecided in college major.



ROBERTS' CAREER STATS

Season	GP-GS	FG-FGA	Pct.	3P-3PA	Pct.	FT-FTA	Pct.	Reb.	Avg.	Ast.	Blk.	Stl.	Pts.	Avg.
2009-10	22-19	73-184	.397	21-63	.333	31-43	.721	106	4.8	26	9	20	198	9.0



21



Mineral Area College: Two-year starting point guard... First-Team All-Region XVI honors as a sophomore... First Team All-Conference...led her team and conference in assists (178) and free throw percentage (.850)... ranked 11th nationally in free throw percentage...averaged 11.2 ppg and 4.9 rpg in 30 games...led the team with a 5.9 assists per game average...coached by Gary Koch...member of the NJCAA Academic-All-American Team.

Prep: Played senior season at Rock Port High School in Rock Port, Missouri...coached by Reagan Crow...helped team to Regional title...All-State selection as a senior... All-Conference and All-District selection...averaged 15 points, 6 assists and 4 rebounds per game...played first three years at DeKalb High School...two-time All-State selection...two-time All-Conference and All-District selection...led team to state title as a sophomore...team won State Sectional as a junior...also competed in cross country, track and volleyball...three-time state cross country meet qualifier...won state track title as a senior... led team to Regional title in volleyball.

Personal: Born 11-5-89...daughter of Michael and Marcia Evans...majoring in Business.

KARLEY EVANS

GUARD • 5-9 • JUNIOR • ROCK PORT, MO. • MINERAL AREA COLLEGE



15

Highland Community College: Started as a freshman at forward...All-Conference selection...averaged 12 points, 5.9 rebounds, 2 blocks, 1.8 assists and 1.2 steals per game...started all 31 games...shot 46-percent from the floor including 32-percent from three-point range...helped team to a 24-7 record, the best season in program history...team won the Arrowhead Conference and NJ-CAA Region IV title for the second-straight season...coached by Dean Buckwalter...member of the Dean's List.

Prep: Played at Freeport High School in Freeport, Illinois...four-year starter...helped team to back-to-back state title game appearances...finished prep career ranking third in the program in steals (295) and blocks (174), fifth in assists (283), sixth in rebounds (764) and eighth in points (1,180)...three-time All-Conference selection...averaged 15 points, 8 rebounds and three assists as a senior...coached by Ryan Pierce...teammate of Redhawk guard Katie Norman...also competed on the volleyball and soccer teams...All-Conference selection in volleyball...member of the National Honor Society.

Personal: Born 10-8-90...daughter of Steve Shiffer and Kathleen Buth...majoring in Exercise Science.

SOUTHEAST
15
MISSOURI

COURTNEY SHIFFER

FORWARD • 6-1 • SOPHOMORE • FREEPORT, ILL. • HIGHLAND COLLEGE

47

GOSOUTHEAST.COM



14



Prep: Played at Bismarck High School in Bismarck, Missouri...Four-time All-State selection...four-time All-Conference, All-District and All-Region selection...led team to a 23-4 record and conference title as a senior...averaged 23.8 points, 9.9 rebounds and 4 steals per game as a senior...shot 48-percent from the field and 82-percent from the free-throw line...scored 30 or more points in five games...team captain...averaged 32.4 points, 13.6 rebounds, 4 steals, 4.4 assists and 1.5 blocks per game as a junior...shot 50-percent from the field including 58-percent from three-point range...shot 80-percent from the free throw line...scored a season-high 40 points in the Class 2 Sectional game...averaged 24.6 points and 13.1 rebounds per game as a sophomore...as a freshman, averaged 17.9 points, 11.2 rebounds and 3.7 blocks per game...school record holder in points and rebounds...coached by Julie Ward...member of the volleyball team...three-time All-State selection in volleyball...captain of the volleyball team...honor roll student

Personal: Born 2-26-92...daughter of Lonnie Taylor and Darlene Weber...majoring in Exceptional Child Education.

BROOKE TAYLOR

FORWARD • 6-1 • FRESHMAN • BISMARCK, MO. • BISMARCK

48



YEAR IN REVIEW

YEAR IN REVIEW



2010-11 SOUTHEAST MISSOURI BASKETBALL

2009-10 FINAL STATISTICS

All Games (7-21; 5-10 Home; 2-11 Away; 4-14 and 10th in the OVC)

No.	Player	GP	GS	Min	Avg	TOTAL			3-PTS			FT	FTA	Pct	REBOUNDS				PF	FO	A	TO	Blk	Stl	Pts	Avg
						FG	FGA	Pct	3FG	FGA	Pct				Off	Def	Tot	Avg								
25	NORMAN, Katie	28	19	754	26.9	73	195	.374	26	85	.306	30	38	.789	20	63	83	3.0	73	3	46	52	15	23	202	7.2
40	ROBERTS, Baillie	22	19	518	23.5	73	184	.397	21	63	.333	31	43	.721	41	65	106	4.8	36	0	26	60	9	20	198	9.0
1	BECK, Bianca	28	22	827	29.5	45	154	.292	20	59	.339	62	91	.681	14	64	78	2.8	60	3	77	83	3	30	172	6.1
44	ADAMS, Lesley	28	23	564	20.1	60	164	.366	0	1	.000	28	48	.583	66	84	150	5.4	76	2	11	62	8	23	148	5.3
32	MACK, Patricia	27	9	533	19.7	51	145	.352	8	36	.222	23	47	.489	41	104	145	5.4	76	4	34	57	11	20	133	4.9
23	DAVIS, Jasmine	13	11	336	25.8	34	96	.354	5	32	.156	57	65	.877	9	25	34	2.6	24	1	25	33	0	12	130	10.0
22	FIELDS, Shelah	24	6	346	14.4	42	142	.296	28	93	.301	12	14	.857	8	17	25	1.0	22	0	15	31	1	9	124	5.2
4	HARRIEL, Brittany	28	3	417	14.9	38	111	.342	5	18	.278	23	33	.697	34	64	98	3.5	42	1	10	34	6	13	104	3.7
5	LANE, Erika	25	1	386	15.4	40	136	.294	8	49	.163	12	22	.545	4	32	36	1.4	27	0	15	40	0	8	100	4.0
33	SHARPE, Lauren	13	12	355	27.3	28	107	.262	13	53	.245	25	36	.694	8	29	37	2.8	22	0	15	24	2	23	94	7.2
10	MILLER, Monica	26	13	337	13.0	25	74	.338	5	24	.208	13	19	.684	6	33	39	1.5	18	0	12	23	2	12	68	2.6
20	MILLER, Shanece	18	0	97	5.4	6	20	.300	0	1	.000	2	4	.500	2	9	11	0.6	13	0	4	6	3	0	14	0.8
24	HOLMES, Amber	19	2	130	6.8	3	11	.273	0	0	.000	2	4	.500	9	10	19	1.0	16	0	3	9	4	2	8	0.4
TEAM															73	67	140	5.0	0			14			0	
Total.....		28				518	1539	.337	139	514	.270	320	464	.690	335	666	1001	35.8	505	14	293	528	64	195	1495	53.4
Opponents.....		28				615	1520	.405	184	571	.322	410	588	.697	351	769	1120	40.0	482	-	397	500	89	245	1824	65.1

2009-10 Results

Date	Opponent	Result	Score	Attendance	Team Statistics	SEMO	OPPONENT
11/13/09	MISSOURI-ST. LOUIS	W	66-53	1517	SCORING-----	1495	1824
11/16/09	SOUTHERN MISS	W	73-63	1641	Points per game -----	53.4	65.1
11/21/09	at Missouri State	L	46-72	3362	Scoring margin -----	-11.7	-
11/24/09	at Indiana State	L	28-72	2980	FIELD GOALS-ATTEMPTED-----	518-1539	615-1520
11/29/09	WISCONSIN-GREEN BAY	L	50-88	438	Field goal percentage -----	.337	.405
12/03/09	at Austin Peay*	L	63-76	1023	3 POINT FIELD GOALS-ATTEMPTED -----	139-514	184-571
12/05/09	at Tennessee State*	L	50-54	437	3-point FG percentage -----	.270	.322
12/09/09	BETHEL UNIVERSITY	W	73-60	970	3-pt FG made per game -----	5.0	6.6
12/12/09	UT ARLINGTON	L	54-66	676	FREE THROWS-ATTEMPTED -----	320-464	410-588
12/19/09	at Central Arkansas	L	64-72	242	Free throw percentage -----	.690	.697
12/28/09	at UALR	L	55-87	1528	Free Throws made per game -----	11.4	14.6
01/02/10	TENNESSEE TECH*	W	61-56	608	REBOUNDS-----	1001	1120
01/04/10	JACKSONVILLE STATE*	W	56-53	437	Rebounds per game -----	35.8	40.0
01/09/10	at Eastern Illinois*	L	39-67	560	Rebounding margin -----	-4.2	-
01/14/10	at Morehead State*	L	37-75	1878	ASSISTS-----	293	397
01/16/10	at Eastern Kentucky*	W	43-41	200	Assists per game -----	10.5	14.2
01/21/10	UT MARTIN*	L	46-49	632	TURNOVERS-----	528	500
01/23/10	MURRAY STATE*	L	72-90	864	Turnovers per game -----	18.9	17.9
01/28/10	at Jacksonville State*	W	52-47	567	Turnover margin -----	-1.0	-
01/30/10	at Tennessee Tech*	L	56-59	518	Assist/turnover ratio -----	0.6	0.8
02/02/10	SIU EDWARDSVILLE	L	57-59	635	STEALS-----	195	245
02/06/10	EASTERN ILLINOIS*	L	41-71	537	Steals per game -----	7.0	8.8
02/11/10	EASTERN KENTUCKY*	L	45-50	347	BLOCKS-----	64	89
02/13/10	MOREHEAD STATE*	L	50-65	1200	Blocks per game -----	2.3	3.2
02/18/10	at Murray State*	L	52-61	437	ATTENDANCE-----	12871	14937
02/20/10	at UT Martin*	L	43-65	1205	Home games-Avg/Game -----	15-858	13-1149
02/25/10	TENNESSEE STATE*	L	63-76	832	Neutral site-Avg/Game -----	-	0-0
02/27/10	AUSTIN PEAY*	L	60-77	1537			

SCORE BY PERIODS:

	1st	2nd	Total
Southeast Missouri State	696	799	1495
Opponents	935	889	1824

* = Ohio Valley Conference Game

HOME GAMES IN ALL CAPS

2009-10 STATISTICS



Conference Games (4-14 Overall; 2-7 Home; 2-7 Away)

No.	Player	GP	GS	Min	Avg	TOTAL			3-PTS			FT	FTA	Pct	REBOUNDS				PF	FO	A	TO	Blk	Stl	Pts	Avg
						FG	FGA	Pct	3FG	FGA	Pct				Off	Def	Tot	Avg								
25	NORMAN, Katie	18	16	531	29.5	53	140	.379	21	60	.350	22	26	.846	16	47	63	3.5	52	3	34	24	9	17	149	8.3
40	ROBERTS, Bailie	13	12	320	24.6	45	114	.395	14	38	.368	18	28	.643	27	42	69	5.3	23	0	17	33	8	11	122	9.4
22	FIELDS, Shelah	15	5	285	19.0	37	119	.311	25	79	.316	5	6	.833	5	14	19	1.3	15	0	13	25	1	9	104	6.9
44	ADAMS, Lesley	18	13	371	20.6	42	113	.372	0	1	.000	18	35	.514	42	49	91	5.1	49	2	10	39	6	11	102	5.7
1	BECK, Bianca	18	13	531	29.5	24	104	.231	13	41	.317	40	58	.690	8	47	55	3.1	36	1	49	49	0	18	101	5.6
32	MACK, Patricia	17	6	378	22.2	36	98	.367	5	21	.238	21	37	.568	31	72	103	6.1	47	3	24	35	7	13	98	5.8
5	LANE, Erika	18	1	312	17.3	33	116	.284	7	42	.167	6	11	.545	2	24	26	1.4	23	0	11	31	0	7	79	4.4
4	HARRIEL, Brittany	18	3	231	12.8	23	76	.303	3	11	.273	13	18	.722	23	31	54	3.0	24	0	6	15	3	7	62	3.4
10	MILLER, Monica	18	12	260	14.4	18	58	.310	2	17	.118	8	12	.667	5	29	34	1.9	12	0	8	17	1	11	46	2.6
23	DAVIS, Jasmine	4	3	114	28.5	9	32	.281	0	7	.000	11	13	.846	1	12	13	3.3	6	0	7	15	0	4	29	7.3
33	SHARPE, Lauren	4	4	109	27.3	8	30	.267	3	13	.231	8	15	.533	2	8	10	2.5	6	0	4	10	1	11	27	6.8
24	HOLMES, Amber	14	2	100	7.1	3	9	.333	0	0	.000	0	0	.000	6	7	13	0.9	7	0	2	4	3	2	6	0.4
20	MILLER, Shanece	10	0	58	5.8	1	11	.091	0	1	.000	2	4	.500	0	6	6	0.6	6	0	1	5	1	0	4	0.4
TEAM															51	47	98	5.4	0			9			0	
Total.....18						332	1020	.325	93	331	.281	172	263	.654	219	435	654	36.3	306	9	186	311	40	121	929	51.6
Opponents.....18						386	981	.393	123	382	.322	237	341	.695	218	522	740	41.1	294	-	250	316	65	145	1132	62.9

Home Games (5-10 Overall, 2-7 OVC)

No.	Player	GP	GS	Min	Avg	TOTAL			3-PTS			FT	FTA	Pct	REBOUNDS				PF	FO	A	TO	Blk	Stl	Pts	Avg
						FG	FGA	Pct	3FG	FGA	Pct				Off	Def	Tot	Avg								
25	NORMAN, Katie	15	9	401	26.7	45	109	.413	18	54	.333	21	24	.875	16	28	44	2.9	40	1	25	34	7	16	129	8.6
1	BECK, Bianca	15	13	446	29.7	29	83	.349	13	35	.371	37	53	.698	10	29	39	2.6	25	1	47	44	1	21	108	7.2
40	ROBERTS, Bailie	11	10	265	24.1	40	88	.455	9	28	.321	15	21	.714	24	32	56	5.1	18	0	15	33	4	13	104	9.5
23	DAVIS, Jasmine	7	6	197	28.1	26	65	.400	3	17	.176	37	43	.860	5	17	22	3.1	11	0	11	14	0	8	92	13.1
44	ADAMS, Lesley	15	13	291	19.4	33	91	.363	0	0	.000	16	25	.640	31	38	69	4.6	43	2	4	36	5	14	82	5.5
4	HARRIEL, Brittany	15	3	265	17.7	29	69	.420	5	12	.417	17	27	.630	25	51	76	5.1	25	1	6	17	3	9	80	5.3
32	MACK, Patricia	14	4	290	20.7	30	83	.361	3	17	.176	12	30	.400	28	61	89	6.4	37	2	18	29	3	9	75	5.4
5	LANE, Erika	13	1	223	17.2	24	81	.296	5	28	.179	9	12	.750	2	20	22	1.7	17	0	9	23	0	6	62	4.8
22	FIELDS, Shelah	13	2	177	13.6	17	75	.227	13	52	.250	11	12	.917	3	11	14	1.1	13	0	10	11	0	3	58	4.5
33	SHARPE, Lauren	7	7	192	27.4	13	54	.241	5	23	.217	14	19	.737	6	18	24	3.4	11	0	7	12	1	16	45	6.4
10	MILLER, Monica	13	7	157	12.1	8	37	.216	2	12	.167	3	8	.375	2	16	18	1.4	8	0	6	15	1	4	21	1.6
20	MILLER, Shanece	9	0	32	3.6	3	7	.429	0	0	.000	2	2	1.000	1	3	4	0.4	6	0	1	4	1	0	8	0.9
24	HOLMES, Amber	11	0	64	5.8	1	5	.200	0	0	.000	1	2	.500	6	6	12	1.1	11	0	1	6	2	0	3	0.3
TEAM															38	34	72	4.8	0			9			0	
Total.....15						298	847	.352	76	278	.273	195	278	.701	197	364	561	37.4	265	7	160	287	28	119	867	57.8
Opponents.....15						334	803	.416	107	307	.349	201	304	.661	176	399	575	38.3	273	-	213	288	37	134	976	65.1

Away Games (2-11 Overall, 2-7 OVC)

No.	Player	GP	GS	Min	Avg	TOTAL			3-PTS			FT	FTA	Pct	REBOUNDS				PF	FO	A	TO	Blk	Stl	Pts	Avg
						FG	FGA	Pct	3FG	FGA	Pct				Off	Def	Tot	Avg								
40	ROBERTS, Bailie	11	9	253	23.0	33	96	.344	12	35	.343	16	22	.727	17	33	50	4.5	18	0	11	27	5	7	94	8.5
25	NORMAN, Katie	13	10	353	27.2	28	86	.326	8	31	.258	9	14	.643	4	35	39	3.0	33	2	21	18	8	7	73	5.6
44	ADAMS, Lesley	13	10	273	21.0	27	73	.370	0	1	.000	12	23	.522	35	46	81	6.2	33	0	7	26	3	9	66	5.1
22	FIELDS, Shelah	11	4	169	15.4	25	67	.373	15	41	.366	1	2	.500	5	6	11	1.0	9	0	5	20	1	6	66	6.0
1	BECK, Bianca	13	9	381	29.3	16	71	.225	7	24	.292	25	38	.658	4	35	39	3.0	35	2	30	39	2	9	64	4.9
32	MACK, Patricia	13	5	243	18.7	21	62	.339	5	19	.263	11	17	.647	13	43	56	4.3	39	2	16	28	8	11	58	4.5
33	SHARPE, Lauren	6	5	163	27.2	15	53	.283	8	30	.267	11	17	.647	2	11	13	2.2	11	0	8	12	1	7	49	8.2
10	MILLER, Monica	13	6	180	13.8	17	37	.459	3	12	.250	10	11	.909	4	17	21	1.6	10	0	6	8	1	8	47	3.6
5	LANE, Erika	12	0	163	13.6	16	55	.291	3	21	.143	3	10	.300	2	12	14	1.2	10	0	6	17	0	2	38	3.2
23	DAVIS, Jasmine	6	5	139	23.2	8	31	.258	2	15	.133	20	22	.909	4	8	12	2.0	13	1	14	19	0	4	38	6.3
4	HARRIEL, Brittany	13	0	152	11.7	9	42	.214	0	6	.000	6	6	1.000	9	13	22	1.7	17	0	4	17	3	4	24	1.8
20	MILLER, Shanece	9	0	65	7.2	3	13	.231	0	1	.000	0	2	.000	1	6	7	0.8	7	0	3	2	2	0	6	0.7
24	HOLMES, Amber	8	2	66	8.3	2	6	.333	0	0	.000	1	2	.500	3	4	7	0.9	5	0	2	3	2	2	5	0.6
TEAM															35	33	68	5.2	0			5			0	
Total.....13						220	692	.318	63	236	.267	125	186	.672	138	302	440	33.8	240	7	133	241	36	76	628	48.3
Opponents.....13						281	717	.392	77	264	.292	209	284	.736	175	370	545	41.9	209	-	184	212	52	111	848	65.2



2009-10 STATISTICS

Game-by-Game Leaders

<u>OPPONENT</u>	<u>W/L</u>	<u>SCORE</u>	<u>POINTS</u>	<u>REBOUNDS</u>	<u>ASSISTS</u>	<u>STEALS</u>	<u>BLOCKED SHOTS</u>
UMSL	W	66-53	DAVIS - 13	HARRIEL - 8	BECK - 4 ROBERTS	SHARPE - 3 HARRIEL ROBERTS	NORMAN - 1
SOUTHERN MISS	W	73-63	DAVIS - 17	HARRIEL - 9	BECK - 4	BECK - 2 SHARPE	NORMAN - 1 ADAMS
at Missouri State	L	46-72	SHARPE - 14	ADAMS - 10	DAVIS - 4	ROBERTS - 2	MACK - 2
at Indiana State	L	28-72	LANE - 7	MACK - 6	BECK - 2	ADAMS - 2	-
GREEN BAY	L	50-88	DAVIS - 18	MACK - 7	BECK - 2 SHARPE	NORMAN - 1 HARRIEL ADAMS DAVIS LANE	HOLMES - 1 MACK NORMAN ROBERTS
at Austin Peay	L	63-76	SHARPE - 16	ADAMS - 10	BECK - 3 ROBERTS	ADAMS - 2 MACK	ROBERTS - 1
at Tennessee State	L	50-54	ROBERTS - 12	ADAMS - 13	DAVIS - 4	SHARPE - 3	ROBERTS - 1 SHARPE
BETHEL UNIVERSITY	W	73-60	ROBERTS - 17	ROBERTS - 11	BECK - 5	SHARPE - 3	NORMAN - 1 HARRIEL
UT ARLINGTON	L	54-66	BECK - 13	ADAMS - 10	DAVIS - 3	BECK - 4	MILLER - 1 SHARPE
at Central Arkansas	L	64-72	ROBERTS - 12	ADAMS - 13	SHARPE - 3 BECK NORMAN	ADAMS - 1 ROBERTS DAVIS SHARPE BECK NORMAN	BECK - 2 HARRIEL
at Arkansas-Little Rock	L	55-87	DAVIS - 15	MACK - 5	MACK - 3 DAVIS	SHARPE - 1 DAVIS	-
TENNESSEE TECH	W	61-56	MACK - 12	MACK - 13	BECK - 3 DAVIS	SHARPE - 7	-
JACKSONVILLE STATE	W	56-53	ROBERTS - 13	MACK - 12	BECK - 5	NORMAN - 2	HOLMES - 1 DAVIS
at Eastern Illinois	L	39-67	FIELDS - 18	MACK - 4	MACK - 3	MACK - 3	NORMAN - 2
at Morehead State	L	37-75	MILLER - 8	ADAMS - 10	ADAMS - 2	FIELDS - 1 ADAMS	MILLER - 1 NORMAN
at Eastern Kentucky	W	43-41	MILLER - 10	MILLER - 8	BECK - 2	MILLER - 3	ADAMS - 1 MILLER
UT MARTIN	L	46-49	BECK - 10	ADAMS - 12	MACK - 3 MILLER	MACK - 2 HARRIEL	NORMAN - 2 ADAMS
MURRAY STATE	L	72-90	LANE - 14	MACK - 12	LANE - 3 NORMAN	NORMAN - 3	ADAMS - 1
at Jacksonville State	W	52-47	MACK - 12	BECK - 10	MACK - 4	MACK - 2 MILLER	MACK - 1
at Tennessee Tech	L	56-59	ADAMS - 11 MACK	MACK - 9	BECK - 6	BECK - 3	MACK - 3
SIU EDWARDSVILLE	L	57-59	MACK - 13	MACK - 8	BECK - 4	MACK - 3	BECK - 1 MILLER
EASTERN ILLINOIS	L	41-71	HARRIEL - 12	LANE - 4 MACK HARRIEL	BECK - 7	MILLER - 1	-
EASTERN KENTUCKY	L	45-50	FIELDS - 11	HARRIEL - 10	NORMAN - 3	BECK - 4	HARRIEL - 1 ROBERTS
MOREHEAD STATE	L	50-65	NORMAN - 19	MACK - 10	BECK - 3	LANE - 1 MILLER	ROBERTS - 1 MACK NORMAN
at Murray State	L	52-61	ROBERTS - 11	MACK - 9	ROBERTS - 3 NORMAN	MACK - 1 HOLMES	HOLMES - 1 NORMAN MILLER HARRIEL ROBERTS
at UT Martin	L	43-65	ROBERTS - 16	ROBERTS - 8	BECK - 4	ROBERTS - 1 NORMAN FIELDS	ROBERTS - 3
TENNESSEE STATE	L	63-76	NORMAN - 14	ROBERTS - 10	MACK - 3	ROBERTS - 4	ADAMS - 1 ROBERTS
AUSTIN PEAY	L	60-77	NORMAN - 12	HARRIEL - 8	ROBERTS - 3	NORMAN - 3	HARRIEL - 1

2009-10 STATISTICS



Game-by-Game Leaders Summary (# of Games)

POINTS

Bailie Roberts	6
Jasmine Davis	4
Patricia Mack	4
Bianca Beck	2
Shelah Fields	2
Erika Lane	2
Monica Miller	2
Katie Norman	2
Lauren Sharpe	2
Lesley Adams	1
Brittany Harriel	1

REBOUNDS

Patricia Mack	10
Lesley Adams	7
Brittany Harriel	3
Bailie Roberts	3
Monica Miller	2
Bianca Beck	1
Erika Lane	1

ASSISTS

Bianca Beck	15
Katie Norman	4
Jasmine Davis	3
Patricia Mack	3
Bailie Roberts	3
Lauren Sharpe	2
Lesley Adams	1
Erika Lane	1
Monica Miller	1

BLOCKS

Katie Norman	9
Bailie Roberts	6
Patricia Mack	6
Lesley Adams	4
Brittany Harriel	3
Amber Holmes	3
Bianca Beck	2
Monica Miller	2
Shanece Miller	2
Lauren Sharpe	2

STEALS

Patricia Mack	7
Bailie Roberts	6
Lauren Sharpe	6
Lesley Adams	5
Bianca Beck	5
Brittany Harriel	5
Monica Miller	5
Katie Norman	5
Jasmine Davis	3
Shelah Fields	2
Erika Lane	2
Amber Holmes	1

Career Ledger

Double-Digit Point Games

	2009-10	Career
Bailie Roberts	10	10
Jasmine Davis	8	8
Patricia Mack	5	5
Katie Norman	5	5
Lauren Sharpe	4	15
Lesley Adams	4	5
Bianca Beck	4	8
Shelah Fields	3	3
Erika Lane	3	3
Brittany Harriel	1	1
Monica Miller	1	1

Double-Digit Rebounding Games

	2009-10	Career
Lesley Adams	7	7
Patricia Mack	4	4
Bailie Roberts	2	2
Bianca Beck	1	1
Brittany Harriel	1	1

7+ Rebound Games

	2009-10	Career
Patricia Mack	9	9
Lesley Adams	7	9
Brittany Harriel	5	5
Bailie Roberts	4	4
Monica Miller	2	2
Katie Norman	2	2
Bianca Beck	1	1
Lauren Sharpe	1	1

5+ Assist Games

	2009-10	Career
Bianca Beck	4	5

3+ Steal Games

	2009-10	Career
Lauren Sharpe	4	17
Lesley Adams	1	2
Bianca Beck	3	4
Patricia Mack	2	2
Bailie Roberts	2	2
Brittany Harriel	1	1
Monica Miller	1	1
Katie Norman	1	1

Double-Doubles

	2009-10	Career
Patricia Mack	2	2
Bailie Roberts	2	2

3+ Three-Point Field Goals

	2009-10	Career
Shelah Fields	4	4
Lauren Sharpe	2	5
Bailie Roberts	2	2
Bianca Beck	2	3
Katie Norman	1	1

Southeast Missouri's 2009-10 Record:

Home	5-9
Away	2-11
Neutral	0-0

During the Week:

Sunday	0-1
Monday	2-1
Tuesday	0-2
Wednesday	1-0
Thursday	1-6
Friday	1-0
Saturday	2-11
Sunday	0-0

During the Month:

November	2-3
December	1-5
January	4-5
February	0-8
March	0-0

vs. Opponents:

vs. Non-conference	3-7
vs. Ohio Valley Conference	4-14
vs. Ranked	0-0
vs. D-II	1-0
vs. NAIA	1-0
vs. Missouri Schools	1-1
vs. Mississippi Schools	1-0
vs. Indiana Schools	0-1
vs. Wisconsin Schools	0-1
vs. Tennessee Schools	2-7
vs. Texas Schools	0-1
vs. Arkansas Schools	0-2
vs. Alabama Schools	2-0
vs. Illinois Schools	0-3
vs. Kentucky Schools	1-5

When the Redhawks...

Shoot 45% or better	2-0
Shoot less than 45%	5-21
Opponents shoot less than 45%	6-13
Opponents shoot 45% or better	1-8
Out-rebounds opponents	5-7
Opponents out-rebound SEMO	2-13
Tied in rebounds	0-1
More turnovers than opponents	1-10
Less turnovers than opponents	5-8
Tied in turnovers	1-3
Attempt more free throws	4-9
Attempt less free throws	3-12
Tied in attempted free throws	0-0
Make more free throws	4-9
Make less free throws	3-11
Tied in made free throws	0-1
Lead at halftime	5-1
Trail at halftime	2-20
Tied at halftime	0-0
Lead with 5:00 minutes or less	6-2
Trail with 5:00 minutes or less	1-19
Lead with 2:00 minutes or less	6-1
Trail with 2:00 minutes or less	1-20
Score 50 or fewer points	1-11
Score 51-59 points	2-5
Score 60-69 points	2-4
Score 70-79 points	2-1
Score 80 points or more	0-0
Allow 50 or fewer points	1-2
Allow 51-59 points	3-3
Allow 60-69 points	2-5
Allow 70-79 points	0-8
Allow 80 or more points	0-3
Games decided by 5 or fewer points	4-5
Games decided by 6-10 points	1-2
Games decided by 11-20 points	2-6
Games decided by 21 or more points	0-8



2009-10 LEADERS

SCORING AVERAGE



JASMINE DAVIS = 10.0 PPG

POINTS



KATIE NORMAN = 202 points

FIELD GOAL %



BAILIE ROBERTS = .397

3-PT FIELD GOAL %



BIANCA BECK = .339

3-PT FIELD GOAL MADE



SHELAH FIELDS = 28

FREE THROW %



JASMINE DAVIS = .877

REBOUNDS



LESLEY ADAMS = 150

REBOUND AVERAGE



PATRICIA MACK = 5.4

ASSISTS




BIANCA BECK = 77

STEALS



LAUREN SHARPE = 23

BLOCKS



KATIE NORMAN = 15

MINUTES



BIANCA BECK = 827



OPPONENTS

OPPONENTS



2010-11 SOUTHEAST MISSOURI BASKETBALL

MAGNOLIA CLASSIC, N. IOWA, LOUISVILLE

Magnolia Classic

	DATE Nov. 12-13	SITE Oxford, Miss. Ole Miss	TIME 2:00 p.m.	
Jackson State				Sam Houston State
Location: ----- Jackson, Miss.		Location: ----- Oxford, Miss.		Location: ----- Huntsville, Texas.
Nickname: ----- Lady Tigers		Nickname: ----- Rebels		Nickname: ----- Bearkats
Conference: ----- Southwestern Athletic		Conference: ----- Southeastern		Conference: ----- Southland
Coaching Staff		Coaching Staff		Coaching Staff
Head Coach: ----- Denise Taylor-Travis		Head Coach: ----- Renee Ladner		Head Coach: ----- Brenda Welch-Nichols
Career Record: ----- 178-166		Career Record: ----- 48-46		Career Record: ----- 158-238
Record at school: ----- 96-83		Record at school: ----- Same		Record at school: ----- 26-90
Team Information		Team Information		Team Information
2009-10 Record: ----- 6-22		2009-10 Record: ----- 17-15		2009-10 Record: ----- 11-18
SWAC Record/Place: ----- 5-13/9th		SEC Record/Place: ----- 7-9		SWAC Record/Place: ----- 8-8/5th West
Starters Returning/Lost: ----- 4/1		Starters Returning/Lost: ----- 1/4		Starters Returning/Lost: ----- 1/4
Letterwinners Returning/Lost: ----- 9/5		Letterwinners Returning/Lost: ----- 5/6		Letterwinners Returning/Lost: ----- 4/4

Northern Iowa



DATE Nov. 17 **SITE** Cape Girardeau, Mo. **TIME** 7:00 p.m.

www.unipanthers.com

General Information

Location: ----- Cedar Falls, Iowa
 Founded: ----- 1876
 Enrollment: ----- 13,201
 Nickname: ----- Panthers
 Colors: ----- Purple and Old Gold
 Arena: ----- McLeod Center
 Capacity: ----- 6,650
 Conference: ----- Missouri Valley
 President: ----- Dr. Benjamin Allen
 Athletic Director: ----- Troy Dannen

Sports Information

Contact: ----- Kara Moran
 Office Phone: ----- (319) 273-5455
 Cell: ----- (319) 415-0991
 Email: ----- kara.moran@uni.edu

Coaching Staff

Head Coach: ----- Tanya Warren
 Career Record: ----- 41-53
 Record at school: ----- Same
 Assistant Coach: ----- Brad Nelson
 Adam DeJoode

Team Information

2009-10 Record: ----- 17-16
 MVC Record/Place: ----- 10-9/ 5th
 Starters Returning: ----- 3
 Starters Lost: ----- 2
 Letterwinners Returning: ----- 10
 Letterwinners Lost: ----- 4

Louisville



DATE Nov. 19 **SITE** Louisville, Ky. **TIME** TBA

www.uolsports.com

General Information

Location: ----- Louisville, Ky.
 Founded: ----- 1798
 Enrollment: ----- 22,000
 Nickname: ----- Cardinals
 Colors: ----- Red, Black, and White
 Arena: ----- Freedom Hall
 Capacity: ----- 18,865
 Conference: ----- Big East
 President: ----- Dr. James Ramsey
 Athletic Director: ----- Tom Jurich

Sports Information

Contact: ----- Kim Pemberton
 Office Phone: ----- (502) 852-6581
 Cell: ----- (502) 445-9435
 Email: ----- kapemb01@louisville.edu

Coaching Staff

Head Coach: ----- Jeff Walz
 Career Record: ----- 74-33
 Record at school: ----- Same
 Assistant Coach: -- Stephanie Norman
 Michelle Clark-Heard
 Bethann Ord

Team Information

2009-10 Record: ----- 14-18
 Big East Record/Place: ----- 5-11/ 2nd
 Starters Returning: ----- 2
 Starters Lost: ----- 3
 Letterwinners Returning: ----- 6
 Letterwinners Lost: ----- 5

MARYVILLE, UT ARLINGTON, AUSTIN PEAY



Maryville



DATE Nov. 23 **SITE** Cape Girardeau, Mo. **TIME** 7:00 p.m.

www.maryville.edu/athletics

General Information

Location: St. Louis, Mo.
 Founded: 1872
 Enrollment: 3,500
 Nickname: Saints
 Colors: Red, White, and Black
 Arena: Moloney Arena
 Capacity: 2,000
 Conference: Great Lakes Valley
 President: Dr. Mark Lombardi
 Athletic Director: Tony Duckworth

Coaching Staff

Head Coach: Chris Ellis
 Career Record: 160-82
 Record at school: Same
 Assistant Coach: Jacob Yorg
 Tonya Glynn
 Megan McCabe

Team Information

2009-10 Record: 5-21
 GLVC Record/Place: 3-15/ n/a
 Starters Returning: n/a
 Starters Lost: n/a
 Letterwinners Returning: n/a
 Letterwinners Lost: n/a

Sports Information

Contact: KatieJo Kuhens
 Office Phone: (314) 529-9312
 Cell: (314) 363-6024
 Email: kkuhens@maryville.edu

UT-Arlington



DATE Nov. 27 **SITE** Arlington, Texas **TIME** 5:00 p.m.

www.utamavs.com

General Information

Location: Arlington, Texas
 Founded: 1895
 Enrollment: 26,500
 Nickname: Mavericks
 Colors: Royal Blue and Orange
 Arena: Texas Hall
 Capacity: 3,600
 Conference: Southland
 President: James P. Spaniolo
 Athletic Director: Pete Carlon

Coaching Staff

Head Coach: Samantha Morrow
 Career Record: 56-37
 Record at school: Same
 Assistant Coach: Shane Laflin
 Erin Grant
 Lindsey Wilson

Team Information

2009-10 Record: 15-16
 SLC Record/Place: 9-7/ 4th in W. Div
 Starters Returning: 3
 Starters Lost: 2
 Letterwinners Returning: 6
 Letterwinners Lost: 2

Sports Information

Contact: Kristyna Mancias
 Office Phone: (817) 272-2213
 Cell: (956) 648-1109
 Email: kmancias@uta.edu

Austin Peay



DATE Dec. 2 **SITE** Cape Girardeau, Mo. **TIME** 5:30 p.m.
 Feb. 26. **SITE** Clarksville, Tenn. **TIME** 5:15 p.m.

www.utamavs.com

General Information

Location: Clarksville, Tenn.
 Founded: 1927
 Enrollment: 10,188
 Nickname: Lady Gavs
 Colors: Red and White
 Arena: Dave Aaron Arena
 Capacity: 7,257
 Conference: Ohio Valley
 President: Dr. Timothy Hall
 Athletic Director: Dave Loos

Coaching Staff

Head Coach: Carrie Daniels
 Career Record: 48-77
 Record at school: Same
 Assistant Coach: Lapheila Doss
 Lessica Grayson
 David Midlick

Team Information

2009-10 Record: 15-18
 OVC Record/Place: 11-7/ 3rd
 Starters Returning: 3
 Starters Lost: 3
 Letterwinners Returning: 10
 Letterwinners Lost: 4

Sports Information

Contact: Cody Bush
 Office Phone: (931) 221-7561
 Cell: (931) 980-4940
 Email: bushc@apsu.edu



TENNESSEE STATE, W. MICHIGAN, GREEN BAY

Tennessee State



DATE
Dec. 4
Feb. 24

SITE
Cape Girardeau, Mo.
Nashville, Tenn.

TIME
4:00 p.m.
5:30 p.m.

www.tsutigers.com

General Information

Location: ----- Nashville, Tenn.
Founded: ----- 1912
Enrollment: ----- 8,000
Nickname: ----- Lady Tigers
Colors: ----- Reflex Blue and White
Arena: ----- Gentry Center
Capacity: ----- 10,600
Conference: ----- Ohio Valley
President: ----- Dr. Melvin Johnson
Athletic Director: ----- Teresa L. Philips

Coaching Staff

Head Coach: ----- Tracee Wells
Career Record: ----- 59-112
Record at school: ----- Same
Assistant Coach: ----- Rasheeda Love
Jamie Shadian
Donna Brown-Wynn

Sports Information

Contact: ----- Zekeya Anderson
Office Phone: ----- (615) 963-1867
Cell: ----- (314) 363-6024
Email: ----- zanderson01@tnstate.edu

Team Information

2009-10 Record: ----- 10-18
OVC Record/Place: ----- 7-11/ 8th
Starters Returning: ----- 2
Starters Lost: ----- 3
Letterwinners Returning: ----- 8
Letterwinners Lost: ----- 4

Western Michigan



DATE
Dec. 7

SITE
Cape Girardeau, Mo.

TIME
7:00 p.m.

www.wmubroncos.com

General Information

Location: ----- Kalamazoo, Mich.
Founded: ----- 1903
Enrollment: ----- 25,045
Nickname: ----- Broncos
Colors: ----- Brown and Gold
Arena: ----- University Arena
Capacity: ----- 5,421
Conference: ----- Mid-American (West)
President: ----- Dr. John M. Dunn
Athletic Director: ----- Kathy Beauregard

Coaching Staff

Head Coach: ----- Tasha McDowell
Career Record: ----- 16-44
Record at school: ----- Same
Assistant Coach: ----- Phil Sayers
Kristin Koetsier-Miller

Sports Information

Contact: ----- Kristin Keirns
Office Phone: ----- (269) 387-4123
Cell: ----- n/a
Email: ----- kristin.keirns@wmich.edu

Team Information

2009-10 Record: ----- 9-21
MAC Record/Place: ----- 4-12
Starters Returning: ----- 4
Starters Lost: ----- 1
Letterwinners Returning: ----- 9
Letterwinners Lost: ----- 3

Green Bay



DATE
Dec. 10

SITE
Green Bay, Wis.

TIME
7 p.m.

www.greenbayphoenix.com

General Information

Location: ----- Green Bay, Wisc.
Founded: ----- 1965
Enrollment: ----- 6,549
Nickname: ----- Phoenix
Colors: ----- Green, White and Red
Arena: ----- Kress Center
Capacity: ----- 4,018
Conference: ----- Horizon
President: ----- Thomas Harden
Athletic Director: ----- Ken Bothof

Coaching Staff

Head Coach: ----- Matt Bollant
Career Record: ----- 83-15
Record at school: ----- 217-53
Assistant Coach: ----- Mike Divilbiss
Sarah Bronk
Amanda Leonhard

Sports Information

Contact: ----- Jill Wunrow
Office Phone: ----- (920) 465-5759
Cell: ----- (920) 265-7257
Email: ----- wunrowj@uwgb.edu

Team Information

2009-10 Record: ----- 28-5
Horizon Record/Place: ----- 15-3, 1st
Starters Returning: -----
Starters Lost: -----
Letterwinners Returning: -----
Letterwinners Lost: -----

JACKSONVILLE STATE, TENNESSEE TECH, LINDENWOOD



Jacksonville State



DATE **SITE** **TIME**
Dec. 19 Jacksonville, Ala. 2:00 p.m.
Jan. 27 Cape Girardeau, Mo. 5:30 p.m.
www.jsugamecocksports.com

General Information

Location: ----- Jacksonville, Ala.
Founded: ----- 1883
Enrollment: ----- 9,061
Nickname: ----- Gamecocks
Colors: ----- Red and White
Arena: ----- Pete Matthews Coliseum
Capacity: ----- 5,500
Conference: ----- Ohio Valley
President: ----- Dr. William A. Meehan
Athletic Director: ----- Oval Jaynes

Coaching Staff

Head Coach: ----- Annette Watts
Career Record: ----- 144-121
Record at school: ----- First Season
Assistant Coach: ----- Dee Bell
Matt Couvillion
Shaneka Bates

Team Information

2009-10 Record: ----- 9-20
OVC Record/Place: ----- 6-12/ 9th
Starters Returning: ----- 4
Starters Lost: ----- 1
Letterwinners Returning: ----- 8
Letterwinners Lost: ----- 4

Sports Information

Contact: ----- Tony Schmidt
Office Phone: ----- (256) 782-5377
Cell: ----- (256) 689-8524
Email: ----- aschmidt@jsu.edu

Tennessee Tech



DATE **SITE** **TIME**
Dec. 21 Cookeville, Ala. 5:30 p.m.
Jan. 29 Cape Girardeau, Mo. 4:00 p.m.
www.ttusports.com

General Information

Location: ----- Cookeville, Tenn.
Founded: ----- 1915
Enrollment: ----- 10,850
Nickname: ----- Golden Eagles
Colors: ----- Purple and Gold
Arena: ----- Eblen Center
Capacity: ----- 10,152
Conference: ----- Ohio Valley
President: ----- Dr. Robert Bell
Athletic Director: ----- Mark Wilson

Coaching Staff

Head Coach: ----- Sytia Messer
Career Record: ----- 14-16
Record at school: ----- Same
Assistant Coach: ----- Coretta Brown
Steve Wallace
Stacey Franklin

Team Information

2009-10 Record: ----- 14-16
OVC Record/Place: ----- 8-10/ 4th
Starters Returning: ----- 3
Starters Lost: ----- 2
Letterwinners Returning: ----- 9
Letterwinners Lost: ----- 3

Sports Information

Contact: ----- Rob Schabert
Office Phone: ----- (931) 372-6193
Cell: ----- n/a
Email: ----- rschabert@tntech.edu

Lindenwood-Belleville



DATE **SITE** **TIME**
Dec. 30 Cape Girardeau, Mo. Noon
www.belleville.lindenwood.edu

General Information

Location: ----- Belleville, Ill.
Founded: ----- 2003
Enrollment: ----- n/a
Nickname: ----- Lady Lynx
Colors: ----- Maroon and White
Arena: ----- Lynx Arena
Capacity: ----- 1500
Conference: ----- USCAA
Vice President: ----- Jerry Bladdick
Athletic Director: ----- Scott Spinner

Coaching Staff

Head Coach: ----- Annie Ewing
Career Record: ----- n/a
Record at school: ----- n/a
Assistant Coach: ----- Jeff Reis
Crystal Barz
Bill Dill

Team Information

2009-10 Record: ----- n/a
USCAA Record/Place: ----- n/a
Starters Returning: ----- n/a
Starters Lost: ----- n/a
Letterwinners Returning: ----- n/a
Letterwinners Lost: ----- n/a

Sports Information

Contact: ----- Annie Ewing
Office Phone: ----- (618) 239-6037
Cell: ----- n/a
Email: ----- aewing@lindenwood.edu



NOTRE DAME, EASTERN ILLINOIS, MOREHEAD

Notre Dame



DATE
Jan. 2

SITE
South Bend, Ind.

TIME
1 p.m.

www.und.com

General Information

Location: ----- South Bend, Ind.
Founded: ----- 1842
Enrollment: ----- 11,731
Nickname: ----- Fighting Irish
Colors: ----- Gold and Blue
Arena: ----- Purcell Pavilion at the Joyce Center
Capacity: ----- 9,149
Conference: ----- Big East
President: ----- Rev. John I. Jenkins, C.S.C.
Athletic Director: ----- Jack Swarbrick

Sports Information

Contact: ----- Christ Masters
Office Phone: ----- (574) 631-8032
Cell: ----- (574) 532-4166
Email: ----- masters.5@nd.edu

Coaching Staff

Head Coach: ----- Muffet McGraw
Career Record: ----- 613-244
Record at school: ----- 525-203
Assistant Coach: ----- Jonathan Tsipis
Carol Owens
Niele Ivey

Team Information

2009-10 Record: ----- 29-6
Big East Record/Place: ----- 12-4/ 4th (t)
Starters Returning: ----- 2
Starters Lost: ----- 3
Letterwinners Returning: ----- 8
Letterwinners Lost: ----- 5

Eastern Illinois



DATE
Jan. 8
Feb. 5

SITE
Cape Girardeau, Mo.
Charleston, Ill.

TIME
4:00 p.m.
4:00 p.m.

www.eiupanthers.com

General Information

Location: ----- Charleston, Ill.
Founded: ----- 1895
Enrollment: ----- 11,630
Nickname: ----- Panthers
Colors: ----- Blue and Gray
Arena: ----- Lantz Arena
Capacity: ----- 5,300
Conference: ----- Ohio Valley
President: ----- Dr. William Perry
Athletic Director: ----- Barbara Burke

Sports Information

Contact: ----- Rich Moser
Office Phone: ----- (217) 581-7020
Cell: ----- (217) 549-7965
Email: ----- rmoser@eiu.edu

Coaching Staff

Head Coach: ----- Brady Sallee
Career Record: ----- 96-88
Record at school: ----- Same
Assistant Coach: ----- Lee Buchanan
Quacy Simmons
Rachel Galligan

Team Information

2009-10 Record: ----- 23-11
OVC Record/Place: ----- 16-2/ 1st
Starters Returning: ----- 2
Starters Lost: ----- 3
Letterwinners Returning: ----- 6
Letterwinners Lost: ----- 6

Morehead State



DATE
Jan. 13
Feb. 12

SITE
Cape Girardeau, Mo.
Morehead, Ky.

TIME
5:30 p.m.
5:15 p.m.

www.msueagles.com

General Information

Location: ----- Morehead, Ky.
Founded: ----- 1887
Enrollment: ----- 9,046
Nickname: ----- Eagles
Colors: ----- Blue and Gold
Arena: ----- Johnson Arena
Capacity: ----- 6,500
Conference: ----- Ohio Valley
President: ----- Dr. Wayne D. Andrews
Athletic Director: ----- Brian Hutchinson

Sports Information

Contact: ----- Matt Schabert
Office Phone: ----- (606) 783-2556
Cell: ----- (606) 207-5116
Email: ----- m.schabert@moreheadstate.edu

Coaching Staff

Head Coach: ----- Tom Hodges
Career Record: ----- First Year
Record at school: ----- First Year
Assistant Coach: ----- Eric White
Christian Stefanopolous
Lindsey Hicks

Team Information

2009-10 Record: ----- 22-11
OVC Record/Place: ----- 14-4/ 2nd
Starters Returning: ----- 3
Starters Lost: ----- 2
Letterwinners Returning: ----- 5
Letterwinners Lost: ----- 7

EASTERN KENTUCKY, UT MARTIN, MURRAY STATE



Eastern Kentucky



DATE **SITE** **TIME**
Jan. 15 Cape Girardeau, Mo. 6:00 p.m.
Feb. 10 Richmond, Ky. 5:30 p.m.
www.ekusports.com

General Information

Location: ----- Richmond, Ky.
Founded: ----- 1906
Enrollment: ----- 16,200
Nickname: ----- Lady Colonels
Colors: ----- Maroon and White
Arena: ----- McBrayer Arena
Capacity: ----- 6,500
Conference: ----- Ohio Valley
President: ----- Dr. Doug Whitlock
Athletic Director: ----- Mark Sandy

Coaching Staff

Head Coach: ----- Chrissy Roberts
Career Record: ----- 19-37
Record at school: ----- Same
Assistant Coach: ----- Melissa Kolbe
Kent Miller
Candice Finley

Team Information

2009-10 Record: ----- 12-17
OVC Record/Place: ----- 8-10/ 4th
Starters Returning: ----- 4
Starters Lost: ----- 1
Letterwinners Returning: ----- 8
Letterwinners Lost: ----- 4

Sports Information

Contact: ----- Kevin Britton
Office Phone: ----- (859) 622-2006
Cell: ----- (859) 358-8359
Email: ----- kevin.britton@eku.edu

UT Martin



DATE **SITE** **TIME**
Jan. 19 Martin, Tenn. 7:30 p.m.
Feb. 19 Cape Girardeau, Mo. TBA
www.utmsports.com

General Information

Location: ----- Martin, Tenn.
Founded: ----- 1900
Enrollment: ----- 8,100
Nickname: ----- Skyhawks
Colors: ----- Navy Blue and Orange
Arena: ----- Kathleen and Tom Elam Center
Capacity: ----- n/a
Conference: ----- Ohio Valley
President: ----- Dr. Tom Rakes
Athletic Director: ----- Phil Dane

Coaching Staff

Head Coach: ----- Kevin McMillan
Career Record: ----- 11-19
Record at school: ----- Same
Assistant Coach: ----- Brian Haskins
David Russell
Stacie Evans

Team Information

2009-10 Record: ----- 11-19
OVC Record/Place: ----- 8-10/ 4th
Starters Returning: ----- 2
Starters Lost: ----- 3
Letterwinners Returning: ----- 2
Letterwinners Lost: ----- 13

Sports Information

Contact: ----- Joe Lofaro
Office Phone: ----- (731) 881-7632
Cell: ----- (731) 514-2905
Email: ----- jlofaro@utm.edu

Murray State



DATE **SITE** **TIME**
Jan. 22 Murray, Ky. 5:15 p.m.
Feb. 17 Cape Girardeau, Mo. 7:00 p.m.
www.goracers.com

General Information

Location: ----- Murray, Ky.
Founded: ----- 1922
Enrollment: ----- 10,500
Nickname: ----- Racers
Colors: ----- Navy and Gold
Arena: ----- Regional Special Events Center
Capacity: ----- 8,500
Conference: ----- Ohio Valley
President: ----- Dr. Randy J. Dunn
Athletic Director: ----- Allen Ward

Coaching Staff

Head Coach: ----- Rob Cross
Career Record: ----- 36-26
Record at school: ----- Same
Assistant Coach: ----- Tony Cross
Victoria Jones
Ashley Hayes

Team Information

2009-10 Record: ----- 13-17
OVC Record/Place: ----- 8-10/ 4th
Starters Returning: ----- 2
Starters Lost: ----- 3
Letterwinners Returning: ----- 9
Letterwinners Lost: ----- 4

Sports Information

Contact: ----- Terrie Lajeunesse
Office Phone: ----- (270) 809-3351
Cell: ----- (271) 293-0595
Email: ----- teri.lajeunesse@murraystate.edu



SIU EDWARDSVILLE, OVC TOURNAMENT

SIU EDWARDSVILLE



DATE
Feb. 1

SITE
Edwardsville, Ill.

TIME
5:30 p.m.

www.siuecougars.com

General Information

Location: ----- Edwardsville, Ill.
Founded: ----- 1957
Enrollment: ----- 14,107
Nickname: ----- Cougars
Colors: ----- Red and White
Arena: ----- Vadalabene Center
Capacity: ----- 4,000
Conference: ----- Ohio Valley
Chancellor: ----- Dr. Vaughn Vandegrift
Athletic Director: ----- Dr. Bradley Hewitt

Coaching Staff

Head Coach: ----- Amanda Levens
Career Record: ----- 13-45
Record at school: ----- Same
Assistant Coach: ----- Laura Gonsalves
Jenn Bradley
Jocelyn Duke

Team Information

2009-10 Record: ----- 8-21
OVC Record/Place: ----- n/a
Starters Returning: ----- 4
Starters Lost: ----- 1
Letterwinners Returning: ----- 8
Letterwinners Lost: ----- 1

Sports Information

Contact: ----- Eric Hess
Office Phone: ----- (618) 650-3608
Cell: ----- n/a
Email: ----- ehess@siue.edu

2010 Ohio Valley Conference Tournament

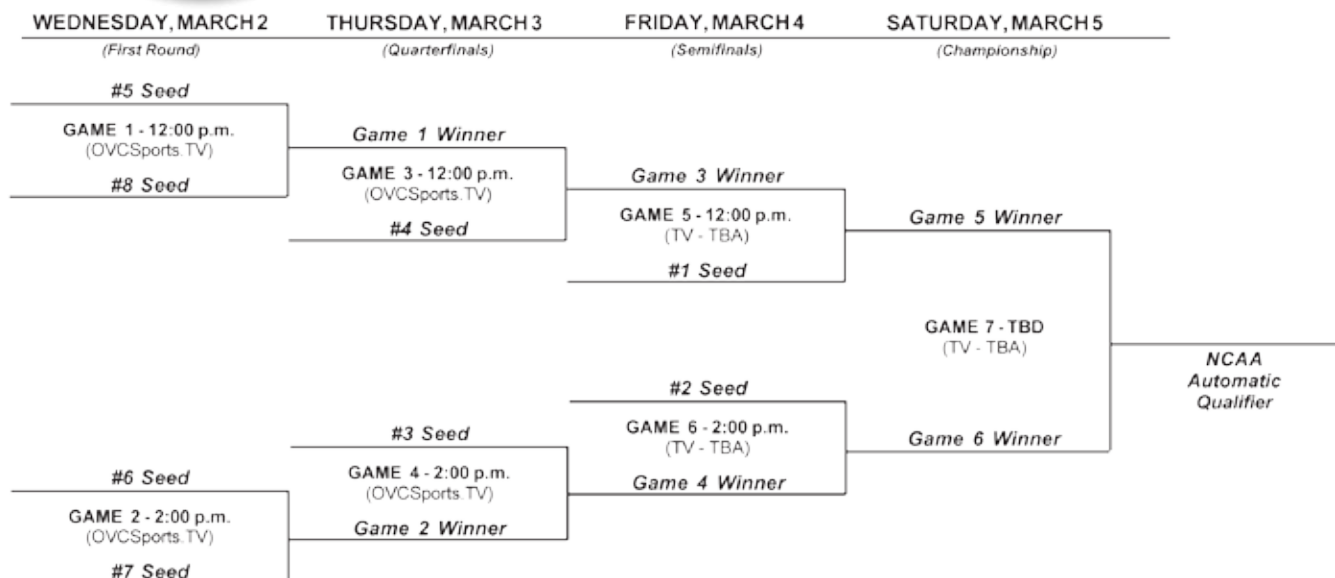
2011 Ohio Valley Conference Basketball Tournament

March 2-5

Municipal Auditorium
Nashville, Tennessee



www.ovcsports.com





ALL-TIME SERIES RECORDS

TEAM	W-L				
Abilene Christian	1-0	Hawai'i	0-1	Moorhead State (Minn.)	1-0
Alabama State	1-0	Henderson State	3-0	MOREHEAD STATE	21-11
Alaska-Anchorage	1-0	Howard Payne	1-0	Morningside College	2-0
Alcorn State	3-1	Illinois-Chicago	2-2	MURRAY STATE	26-20
Arkansas-Little Rock	2-2	Illinois College	1-0	Nat'l. College of Education	2-0
Arkansas State	3-4	Indianapolis	1-0	Nebraska-Omaha	2-0
Augustana College	1-0	Indiana State	0-5	Nevada	0-1
AUSTIN PEAY	19-20	IPFW	1-1	Nevada-Las Vegas	0-1
Baylor	0-2	JACKSON STATE	FIRST MEETING	New Mexico State	0-1
Belleville Area College	0-1	JACKSONVILLE STATE	9-1	Nicholls State	1-0
Belmont	3-2	Johnson C. Smith	1-0	Norfolk State	1-0
Bethel University	2-0	Kansas State	0-1	North Carolina Central	1-0
Bowling Green	0-1	Kentucky Wesleyan	5-1	North Central College	0-1
Brigham Young	0-1	Langston	0-1	North Dakota State	0-2
Buffalo	2-0	Lincoln	18-7	Northeastern Illinois	3-0
California Poly-Pomona	1-0	LINDENWOOD-BELLEVILLE	FIRST MEETING	Northern Colorado	0-1
Carthage	2-0	Lipscomb	3-3	Northern Kentucky	0-1
Central Arkansas	3-2	Louisiana-Monroe@	1-1	Northern Illinois	1-2
Central Methodist	1-0	Louisiana Tech	0-1	NORTHERN IOWA	0-1
Central Missouri	7-27	LOUISVILLE	FIRST MEETING	Northwest Missouri	19-10
Chicago State	4-0	Lyon College	1-0	Northwest Tennessee	0-1
Christian Brothers	5-6	MacMurray College	1-0	NOTRE DAME	FIRST MEETING
Cleveland State	2-0	Martin Methodist	1-0	Oklahoma	0-4
Colorado Christian	1-0	MARYVILLE	FIRST MEETING	Oakland City	8-0
Colorado College	1-0	McKendree College	5-0	Oral Roberts	7-1
Cumberland	1-0	Mankato State	1-0	Pittsburg State	5-0
Danville Area College	1-0	Memphis	0-2	Prairie View A&M	1-0
Delta State	3-1	Meramec C.C.	4-5	Providence	0-1
EASTERN ILLINOIS	16-11	Metropolitan State	1-0	Purdue	0-1
EASTERN KENTUCKY	11-26	Middle Tennessee State	4-16	Quincy College	5-0
East Tennessee State	1-2	Millikin	2-0	Quinnipiac	1-0
Elmhurst College	1-0	Mississippi	0-1	Rust College	1-1
Evangel College	1-1	Mississippi State	0-1	St. Cloud State	1-0
Evansville	4-3	Mississippi Valley State	2-1	St. Francis College	0-1
Florida International	2-0	Missouri	1-13	St. Mary's (Texas)	1-0
Florida State	0-2	Missouri Baptist	8-0	Saint Louis	7-8
Forest Park C.C.	4-3	Missouri-Kansas City (UMKC)	4-1	Samford	10-3
Gardner-Webb	1-0	Missouri-Rolla	23-8	Southeastern Louisiana	1-0
GREEN BAY	0-2	Missouri-St. Louis	27-5	Southern Illinois	6-23
Greenville College	0-1	Missouri Southern	6-0	SIU EDWARDSVILLE	18-8
Harris-Stowe	2-0	Missouri State+	2-10	Southern Arkansas	1-0
		Missouri Western	2-0	Southern Indiana*	6-1
		Montana	0-1	Southern Mississippi	1-1
				Southern University	0-1
				Southwest Baptist	11-0
				Southwestern	2-0
				Stanford	0-1
				Stetson	1-0
				Sul Ross State	1-0
				Tabor College	1-0
				Tarleton State	1-0
				Tennessee-Chatanooga	1-0
				TENNESSEE MARTIN	29-21
				TENNESSEE STATE	13-20
				TENNESSEE TECH	14-26
				Texas A&M-Corpus Christi	0-1
				TEXAS ARLINGTON	0-1
				Texas-El Paso	0-1
				Texas-Pan American	3-1
				Texas Southern	1-0
				Texas State	0-1
				Texas Tech	0-1
				Troy	0-2
				Truman State&	14-4
				Tulane	0-1
				Tulsa	3-2
				Utah	0-1
				Union	1-3
				Washburn	3-2
				Washington State	0-1
				Washington University (Mo.)	1-0
				West Texas State	1-2
				West Virginia Tech	1-0
				Western Illinois	4-2
				WESTERN MICHIGAN	FIRST MEETING
				William Baptist	1-0
				William Woods	2-7
				Wisconsin-Milwaukee	2-4
				Wright State	1-0

2010-11 OPPONENTS IN CAPS BOLD

+ - Formerly Southwest Missouri St.
 & - Formerly Northeast Missouri St.
 @ - Formerly Southwestern Louisiana
 * - Formerly Indiana State-Evansville





SERIES RESULTS VS. 2010-11 OPPONENTS

Northern Iowa				L	55	72	2009-10	L	50	54	L	52	65		
0-1				2006-07	L	60	75	L*	63	76	1998-99	L	64	82	
(H: 0-0, A: 0-1)					W*	67	56					W*	74	70	
Year	Result	SEMO	OPP		W*	58	54					L	62	73	
1981-82	L	56	59	2007-08	W	70	54	Green Bay				1999-00	L	61	65
					W*	67	47	0-2					L*	65	82
				2008-09	L*	50	61	(H: 0-0, A: 0-1)				2000-01	L*	79	80
					L	74	80	Year	Result	SEMO	OPP		L	75	89
UT Arlington				2009-10	L	63	76	2002-03	L	49	74	2001-02	L	77	80
0-1					L*	60	77	2009-10	L*	50	88		L*	79	88
(H: 0-0, A: 0-1)												2002-03	W*	86	80
Year	Result	SEMO	OPP										W	76	72
2009-10	L	54	66										W	78	65
Austin Peay				Tennessee State				Jacksonville State				2003-04	W*	102	90
19-20				13-20				9-1					L	57	65
(H: 11-7, A: 8-11, N: 0-2)				(H: 9-7, A: 4-12, N: 0-1)				(H: 4-0, A: 3-1, N: 0-0)				2004-05	L	78	80
Year	Result	SEMO	OPP	Year	Result	SEMO	OPP	Year	Result	SEMO	OPP	2005-06	L* (OT)	77	81
1988-89	W	72	58	1991-92	L	44	50	2003-04	L	83	95	2006-07	L	58	59
1991-92	W*	79	72		W*	70	48	2006-07	W*	90	83		W*	77	52
	W	69	68	1992-93	L	59	68		W	85	50	2007-08	W*	66	60
1992-93	W	70	63		L*	67	71	2007-08	W	83	71		W	49	39
	W*	77	45	1993-94	L	59	68		W*	85	42	2008-09	W	56	41
1993-94	W	76	66		W*	96	61		W*	67	45		W*	61	55
	L*	69	78	1994-95	L	51	88	2008-09	W	82	60	2009-10	W*	61	56
1994-95	W*	88	86		L	61	68	2009-10	W*	56	53		L	56	59
	L	73	82	1995-96	W*	69	48		W	52	47				
1995-96	L	60	81		W	71	68								
	W*	50	64	1996-97	L	54	82								
1996-97	L	58	86		L*	70	84								
	L*	60	77	1997-98	W*	74	65	Tennessee Tech				Eastern Illinois			
1997-98	W*	77	76		L	39	73	14-26				16-11			
	L	58	69	1998-99	L	63	48	(H: 9-9, A: 4-16, N: 1-1)				(H: 8-3, A: 8-5, N: 0-3)			
1998-99	W	69	55		W*	74	71	Year	Result	SEMO	OPP	Year	Result	SEMO	OPP
	W*	76	56	1999-00	W*	58	46	1991-92	L	58	83	1978-79	L	50	56
1990-00	W*	74	72		L	60	65		L*	71	83	1981-82	L	66	81
	L	71	95	2000-01	W	82	80		L	74	87	1996-97	L*	70	77
2000-01	W	87	80		W*	95	84	1992-93	L*	67	69		L	54	89
	L*	66	67	2001-02	L*	79	80		L	53	73	1997-98	W*	48	41
2001-02	W*	86	67		L	73	77		L	53	71		L	45	72
	W	80	68	2002-03	L*	77	84	1993-94	W*	70	56	1998-99	W	75	64
	L	67	76	2003-04	W*	102	45		L	53	71	1999-00	W*	83	70
2002-03	L	45	58	2006-07	W	67	53	1994-95	L	49	73		W	89	75
	L*	78	80		W*	64	46		L*	62	72	2000-01	W	77	71
	L	61	85	2007-08	L*	49	61		L	59	82		L*	47	70
2003-04	L*	54	64		W	70	51	1995-96	W*	87	81	2001-02	W	77	68
	L	65	68	2008-09	L*	55	59		W	63	62		W*	79	51
					L	54	70	1996-97	L	68	75	2002-03	W*	74	59
					L	66	77		L*	67	85				
								1997-98	L*	60	66		* designates home game		

* designates home game

SERIES RESULTS VS. 2010-11 OPPONENTS



	W	82	64	2008-09	L*	68	74	UT Martin					W*	58	52
	W*	79	76		L	54	55	29-21				2007-08	W* (OT)	58	51
2003-04	W	77	76	2009-10	L	37	75	(H: 17-9, A: 12-12)					W	53	43
2005-06	L	61	70		L*	50	65	Year	Result	SEMO	OPP	2008-09	W	62	54
2006-07	W*	77	60	Eastern Kentucky				1976-77	L	33	83		W*	58	39
	W	63	42					1977-78*	L*	35	74	2009-10	L*	46	49
2007-08	W	55	51						L	47	67		L	43	65
	W*	46	41					11-26				1978-79*	L*	48	73
	L	52	40	(H: 6-10, A: 5-15, N: 0-1)				1979-80*	L*	61	64	Murray State			
2008-09	W*	58	51	Year	Result	SEMO	OPP	1982-83	L (OT)	72	82				
	L	53	73	1984-85	L	64	70	1984-85	W	85	73				
2009-10	L	39	67	1991-92	L*	57	79		W*	71	57				
	L	41	71		L	59	78	1985-86	W*	79	68	Year	Result	SEMO	OPP
Morehead State				1992-93	L*	60	66		W	71	59	1976-77	L	38	63
					L	58	65	1986-87	W*	78	59	1984-85	L*	64	66
				1993-94	L	58	74		W	67	65	1989-90	L	68	72
					L*	67	83	1987-88	W	79	78	1990-91	W*	76	56
(H: 6-3, A: 7-8)				1994-95	L*	79	86		W*	73	66	1991-92	W	74	73
Year	Result	SEMO	OPP		L	71	78	1988-89	W*	81	51		W*	78	60*
1981-82	W*	60	46	1995-96	L	73	79		W	72	68	1992-93	W*	70	67
1992-93	W*	80	75		W*	90	82	1990-91	W*	78	66		W	86	72
	W	74	62	1996-97*	L*	55	71	1992-93	W	69	50	1993-94	W	70	61
1993-94	L	73	80		L	44	81		W*	80	56		W*	83	65
	W*	72	54	1997-98	L	58	97	1993-94	W*	96	61	1994-95	L*	77	80
1994-95	W*	81	78		L*	77	86		W	84	76		L	64	65
	W	87	69		L	75	92	1994-95	W	63	61	1995-96	L	61	76
1995-96	L	83	95	1998-99	W (2OT)	101	93		L*	89	91		W*	77	69
	W*	84	79		L	61	62	1995-96	W*	86	68		L*	56	73
1996-97	W*	75	72	1999-00	W*	87	66		L	84	86	1996-97	L	50	52
	L	68	83		L (OT)	86	91	1996-97	L*	53	66		W*	66	62
1997-98	L (OT)	95	98	2000-01	L	82	89		L	60	61	1997-98	W	74	65
	W* (OT)	82	74		L*	82	91	1997-98	L	58	80		L*	65	66
1998-99	W*	65	58	2001-02	L*	67	94		L*	64	79	1998-99	W*	78	59
	W	104	70		L	73	82	1998-99	W*	75	55		L	63	64
1999-00	W*	85	62	2002-03	L	77	88		L	70	84		W*	66	60
	W	82	76		L*	75	81	1999-00	L	65	71	1999-00	L	49	54
2000-01	W	67	66	2003-04	W*	88	78		L*	64	74		L*	55	66
	W*	81	61	2004-05	L	62	66	2000-01	W*	79	66	2000-01	W*	74	66
2001-02	L*	70	79		L (OT)	73	84		W	80	67		L	61	62
	L	72	79	2006-07	W	64	62		L*	63	68	2001-02	W	64	59
2002-03	W	83	63		W*	73	72	2001-02	W	77	53		W*	72	64
	W*	78	64	2007-08	W	72	67		W*	61	51	2002-03	W*	82	69
2003-04	W*	88	62		W*	68	52	2002-03	W*	70	49		W	62	53
2006-07	L	58	68	2008-09	W*	71	54		L	59	60	2003-04	W*	74	60
	W*	84	70		W	66	56	2003-04	W*	83	60		L	59	64
2007-08	W*	66	58	2009-10	W	43	41		L	75	78	* designates home game			
	W	50	48		L*	45	50	2006-07	L	54	63				



SERIES RESULTS VS. 2010-11 OPPONENTS

	W*	76	51
2006-07	W	67	61
	W* (2OT)	66	63
	W	62	60
2007-08	L*	71	68
	W	81	74
2008-09	L	65	80
	W*	69	51
2009-10	L*	72	90
	L	52	61

SIU EDWARDSVILLE

18-8

(H: 11-3, A: 7-4, N: 0-1)

Year	Result	SEMO	OPP
1977-78	L	58	67
	L*	53	59
1978-79	L*	61	62
	W	53	50
1979-80	W*	77	53
	W	59	57
1980-81	W*	99	76
	L	67	71
1981-82	W*	75	71
1982-83	W*	78	60
1983-84	W	76	52
1984-85	W*	72	58
	W	52	46
1985-86	W*	80	48
	W	71	54
1986-87	W	55	50
	W*	83	55
1987-88	W*	77	55
	L	57	65
1988-89	L	66	74
	W*	87	52
1989-90	W	91	72
	W*	99	68
1990-91	L	57	58
	W*	98	64
2009-10	L*	57	59

* designates home game

Ohio Valley Conference Championship Tournament

All-Time Tournament Championship Breakdown

Tennessee Tech	9
Austin Peay	7
Middle Tennessee	6
Tennessee State	2
Eastern Kentucky	2
Morehead State	1
Murray State	1
Southeast Missouri	1*

* - Team had two tournament championships before NCAA penalties were imposed

OVC Tournament Champions

1978-79	Morehead State*
1981-82	Tennessee Tech
1982-83	Middle Tennessee
1983-84	Middle Tennessee
1984-85	Middle Tennessee
1985-86	Middle Tennessee
1986-87	Tennessee Tech
1987-88	Middle Tennessee
1988-89	Tennessee Tech
1989-90	Tennessee Tech
1990-91	Tennessee Tech
1991-92	Tennessee Tech
1992-93	Tennessee Tech
1993-94	Tennessee State
1994-95	Tennessee Tech
1995-96	Austin Peay
1996-97	Eastern Kentucky
1997-98	Middle Tennessee
1998-99	Tennessee Tech
1999-00	Tennessee Tech
2000-01	Austin Peay
2001-02	Austin Peay
2002-03	Austin Peay
2003-04	Austin Peay
2004-05	Eastern Kentucky
2005-06	Vacated%
2006-07	Southeast Missouri
2007-08	Murray State
2008-09	Austin Peay
2009-10	Austin Peay

* An OVC women's basketball tournament in the 1978-79 season was held to determine the OVC champion, though the tournament was not a postseason tournament. Instead, it was held Feb. 8-10, while the season ran until March 9.

% - Southeast Missouri won the 2005-06 OVC Tournament. The title was later vacated due to NCAA penalties.

Team Records in OVC Tournament

Austin Peay (1962-present)	24-11
Eastern Illinois (1996-present)	6-9
Eastern Kentucky (1948-present)	13-19
Jacksonville State (2003-present)	1-5
Middle Tennessee (1952-00)	22-13
Morehead State (1948-present)	9-19
Murray State (1948-present)	11-17
Samford (2003-08)	3-4
Southeast Missouri (1991-present)	8-14*
Tennessee State (1986-present)	6-11
Tennessee Tech (1949-present)	41-19
UT Martin (1992-present)	7-11
Western Kentucky (1948-82)	2-2
Youngstown State (1980-88)	0-4

* - Team had a 13-14 record before NCAA penalties were imposed (eliminating five victories)



The 2006-07 team captured the programs first OVC Tournament Championship in Nashville, Tenn.



HISTORY & RECORDS



INDIVIDUAL HONORS & AWARDS

Missouri Intercollegiate Athletic Association Honors & Awards

NCAA South Regional MVP

1991 Renee Rogliardi

MIAA MVP

1991 Jerri Wiley

MIAA First Team

1983 Pat Colon
1984 Pat Colon
1984 Virginia Blissett
1985 Virginia Blissett
1986 Pat Colon
1986 Virginia Blissett
1987 Sandy Heitschmidt
1988 Anne Cook
1988 Michelle Horneker
1989 Lisa Foster
1990 Michelle Horneker
1990 Jerri Wiley
1991 Jerri Wiley
1991 Sherry Mitchell
1991 Renee Rogliardi

MIAA Second Team

1983 Mary Herring
1984 Mary Herring
1985 Sandy Heitschmidt
1986 Sandy Heitschmidt
1987 Pat Colon
1988 Lisa Foster
1989 Sherry Mitchell
1990 Sarita Wesley
1991 Sarita Wesley

MIAA Honorable Mention

1983 Karen Vaughn
1983 Cindy Zadnick
1984 Cindy Zadnick
1986 Nina Meniffee
1986 Stephanie Williams
1987 Stephanie Williams
1987 Sherri Shirrell
1988 Sherry Mitchell
1988 Vera Roberts
1989 Sarita Wesley
1989 Michelle Horneker
1990 Sherry Mitchell
1990 Renee Rogliardi
1991 Anne Cate

MIAA Newcomer Team

1990 Jerri Wiley

MIAA Freshman Team

1991 Anne Cate

MIAA Coach of the Year

1986 Ed Arnzen
1987 Ed Arnzen
1991 Ed Arnzen



Renee Rogliardi was named the 1991 NCAA South Regional Most Valuable Player



Jerry Wiley was a two-time First Team MIAA selection and was named MIAA Most Valuable Player in 1991



INDIVIDUAL HONORS & AWARDS

Ohio Valley Conference Honors & Awards

OVC Player of the Year

1996 Gray C. Harris
2005 Tatiana Conceicao

All-OVC First Team

1992 Renee Rogliardi
1994 Gray C. Harris
1995 Gray C. Harris
1996 Gray C. Harris
2001 Lori Chase
2005 Tatiana Conceicao
2006 Tatiana Conceicao
2007 Lachelle Lyles
2008 Missy Whitney

All-OVC Second Team

1993 Julie Meier
1994 Julie Meier
1998 Jamie Koester
1999 Paula Corder-King
2002 Lori Chase
2003 Lori Chase
2007 Missy Whitney
2008 Tarina Nixon
2009 Tarina Nixon

All-OVC Honorable Mention

1997 Jamie Koester
1997 Kim Palmer
1999 Pam Iversen
1999 Rusty Sowers
2003 Carina Souza
2003 Kenja White

OVC Newcomer of the Year

2003 Kenja White
2004 Sami Jo Cotton

OVC All-Freshman/ All-Newcomer

1993 Julie Meier
1993 Gray C. Harris
1996 Sarah Miller
1996 Zandra Moore
1997 Sarah Frazier
1999 Pam Iversen
2000 Lori Chase
2007 Missy Whitney

OVC Coach of the Year

1999 Ed Arnzen
2007 John Ishee

OVC Tournament MVP

2006 Tatiana Conceicao
2007 Sonya Daugherty

OVC All-Tournament Team

2003 Lori Chase
2003 Kenja White
2005 Tatiana Conceicao
2005 Natalie Purcell
2006 Lachelle Lyles
2007 Lachelle Lyles
2007 Sonya Daugherty

CoSIDA/ESPN the Magazine Academic All-District First Team

2008 Rachel Blunt
2009 Rachel Blunt



Tatiana Conceicao was a two-time First Team All-OVC selection, the 2005 OVC Player of the Year and 2006 OVC Tournament MVP



Sonya Daugherty was named the 2007 OVC Tournament MVP



Head Coach John Ishee was the 2007 OVC Coach of the Year



Rachel Blunt was a two-time CoSIDA/ESPN the Magazine Academic All-District First Team selection



TEAM RECORDS

POINTS

Game - 107 vs. Lyon College (11/23/04)
Season - 2,750 (1990-91)

FIELD GOALS MADE

Game - 48, vs. Missouri Baptist (12/8/87)
Season - 1,109 (1990-91)

FIELD GOALS ATTEMPTED

Game - 92, vs. Mankato State (12/2/88)
Season - 2,391, (1990-91)

FIELD GOAL PERCENTAGE

Game - NA
Season - .495, (1983-84)

THREE-POINTERS MADE

Game - 16, vs. Morehead State (1/11/03)
Season - 227, (2004-05)

THREE-POINTERS ATTEMPTED

Game - 34, vs. Quinnipiac (11/30/02)
Season - 662, (2004-05)

THREE-POINT FIELD GOAL PERCENTAGE

Game - 1.000 (3x), last vs. St. Louis (12/30/92)
Season - NA

FREE THROWS MADE

Game - 38, vs. Eastern Kentucky (1/2/99)
Season - 525, (2000-01)

FREE THROWS ATTEMPTED

Game - 54, vs. Eastern Kentucky (1/2/99)
Season - 726, (1990-91)

FREE THROW PERCENTAGE

Game - 1.000 (11x), last at Purdue (12/2/07)
Season - .759, (1981-82)

REBOUNDS

Game - 64, vs. Tennessee-Martin (12/1/90)
Season - 1,546, (1990-91)

ASSISTS

Game - 32, vs. Tennessee State (1/14/04)
Season - 650, (1990-91)

STEALS

Game - 30, vs Oakland City (12/16/02)
Season - 437, (1990-91)

BLOCKED SHOTS

Game - 10 at Eastern Illinois (2/14/07)
Season - 124, (2006-07)

MISCELLANEOUS TEAM RECORDS

POINTS IN A GAME	107 vs. Lyon College (11/23/04)
POINTS IN A HALF	61 (three times), last vs. Lyon College (11/23/04)
POINTS BY BOTH TEAMS	196, vs. Christian Brothers (12/1/79)
POINTS BY OPPONENT	113 by Union (1976)
POINTS IN LOSING EFFORT	93, vs. Christian Brothers (12/1/79)
MOST GAMES PLAYED	35, (1990-91)
MOST WINS	31, (1990-91)
MOST LOSSES	21, (1996-97, 2009-10)
FEWEST WINS	5, (1996-97)
FEWEST LOSSES	4 (3 times), last by 1990-91
BEST W/L PERCENTAGE	.885, (1990-91)
MOST CONFERENCE WINS	17, (2007-08)
MOST CONFERENCE LOSSES	15, (1996-97)
FEWEST CONFERENCE WINS	3, (1996-97)
FEWEST CONFERENCE LOSSES	1 (3 times), last by 1987-88
BEST CONFERENCE W/L %	.928 (twice), last by 1987-88
MOST CONSECUTIVE WINS	21, (1990-91)
MOST CONSECUTIVE LOSSES	9, (2009-10)



The 1990-91 team holds 14 team records including most wins in a season (31 wins)

INDIVIDUAL RECORDS



POINTS

Game - 49, Gray C. Harris vs. Williams Baptist (2/26/96)
Season - 713, Gray C. Harris (1995-96)
Career - 2,176, Gray C. Harris (1992-96)

SCORING AVERAGE

Season - 26.4, Gray C. Harris (1995-96)
Career - 20.5, Gray C. Harris (1992-96)

GAMES

Season - 35 (twice), last by Stephanie Holland (1990-91)
Career - 123, Sherry Mitchell (1987-91)

FIELD GOALS MADE

Game - 17, Gray C. Harris vs. Williams Baptist (2/26/96)
Season - 255, Gray C. Harris (1995-96)
Career - 875, Pat Colon (1982-87)

FIELD GOALS ATTEMPTED

Game - 30, Gray C. Harris vs. Tenn.-Martin (2/8/96)
Season - 544, Gray C. Harris (1995-96)
Career - 1,649, Gray C. Harris (1992-96)

FIELD GOAL PERCENTAGE

Career - .598, Pat Colon (1982-87)

THREE-POINTERS MADE

Game - 9, Paula Corder-King vs. Eastern Kentucky (1/2/99)
Season - 68, Julie Meier (1993-94)
and Natalie Purcell (2005-06)
Career - 174, Julie Meier (1991-95)

THREE-POINTERS ATTEMPTED

Game - 16, Lisa Foster vs. SIU-Edwardsville (1/25/88)
Season - 204, Natalie Purcell (2005-06)

FREE THROWS MADE

Game - 23, Lori Chase vs. Tennessee State (2/3/01)
Season - 202, Gray C. Harris (1995-96)
Career - 611, Gray C. Harris (1992-96)

FREE THROWS ATTEMPTED

Game - 25, Lori Chase vs. Tennessee State (2/3/01)
Season - 276, Gray C. Harris (1995-96)

FREE THROW PERCENTAGE

Season - .941, Paula Corder-King (1999-00)
Career - .938, Paula Corder-King (1998-00)

REBOUNDS

Game - 32, Lachelle Lyles vs. Tennessee State (12/7/06)
Season - 527, Lachelle Lyles (2006-07)
Career - 1,003, Pat Colon (1982-87)

REBOUNDING AVERAGE

Season - 17.0, Lachelle Lyles (2006-07)

ASSISTS

Game - 18, Sandy Kearbey vs. Missouri-St. Louis (1/21/81)
Season - 232, Sherry Mitchell (1990-91)
Career - 639, Sherry Mitchell (1987-91)

STEALS

Game - 10, Mary Herring vs. Stetson (11/27/82)
Season - 114, Sherry Mitchell (1988-89)
Career - 335, Sherry Mitchell (1987-91)

BLOCKED SHOTS

Game - 6 (four times), last by Missy Whitney at EIU (2/14/07)
Season - 49, Chandra Brown (2004-05)
Career - 115 (tied), Vera Roberts (1986-90) & Pam Iversen (1998-02)



Natalie Purcell shares the school record for most three-pointers made in a single season with 68 set during the 2005-06 season



Lachelle Lyles set the school's and OVC's single season rebounding record during the 2006-07 season when she led the nation in rebounding



INDIVIDUAL SEASON TOP-TEN

POINTS

1.	Gray C. Harris, 1995-96	713
2.	Gray C. Harris, 1994-95	630
3.	Tatiana Conceicao, 2005-06	601
4.	Pat Colon, 1985-86	586
5.	Virginia Blissett, 1985-86	563
6.	Pat Colon, 1983-84	550
7.	Jerri Wiley, 1990-91	540
8.	Tatiana Conceicao, 2004-05	527
9.	Gray C. Harris, 1993-94	491
10.	Jerri Wiley, 1989-90	485

FIELD GOAL AVERAGE

1.	Pat Colon, 1985-86	.62.7%
2.	Pat Colon, 1983-84	.61.4%
3.	Pam Iversen, 2000-01	.60.2%
4.	Pat Colon, 1986-87	.59.8%
5.	Anne Crowley, 1982-83	.57.0%
6.	Anne Cook, 1987-88	.56.8%
7.	Jerri Wiley, 1989-90	.55.6%
8.	Jerri Wiley, 1990-91	.55.0%
9.	Pat Colon, 1982-83	.54.7%
10.	Lachelle Lyles, 2005-06	.54.4%

FREE THROW AVERAGE

1.	Paula Corder-King, 1998-99	.94.1%
2.	Paula Corder-King, 1999-00	.93.2%
3.	Pam Iversen, 1998-99	.89.5%
4.	Anne Cooke, 1987-88	.87.5%
5.	Lori Chase, 2000-01	.85.0%
6.	Yashika Sidbury, 2002-03	.84.7%
7.	Lori Chase, 1999-00	.82.6%
8.	Natalie Purcell, 2005-06	.81.6%
9.	Sandy Heitschmidt, 1986-87	.81.1%
10.	Missy Whitney, 2006-07	.79.9%

REBOUNDS

1.	Lachelle Lyles, 2006-07	527
2.	Jerri Wiley, 1990-91	328
3.	Gray C. Harris, 1993-94	290
4.	Pat Colon, 1985-86	289
5.	Jerri Wiley, 1989-90	281
6.	Pat Colon, 1983-84	277
7.	Mary Waters, 1981-82	255
8.	Missy Whitney, 2006-07	249
9.	Virginia Blissett, 1985-86/1984-85	246
10.	Crysta Glenn, 2008-09	243

ASSISTS

1.	Sherry Mitchell, 1990-91	232
2.	Mary Herring, 1982-83	226
3.	Mary Herring, 1983-84	213
4.	Sherry Mitchell, 1989-90	156
5.	Stephanie Williams, 1986-87	151
6.	Sara Costello, 2003-04	144
7.	Sandy Heitschmidt, 1986-87	141
8.	Sandy Heitschmidt, 1985-86	139
9.	Dawn Massani, 1995-96	132
10.	Stephanie Williams, 1985-86	126

BLOCKS


1.	Chandra Brown, 2004-05	49
2.	Vera Roberts, 1987-88	46
	Pam Iversen 2001-02	46
4.	Missy Whitney, 2006-07	45
5.	Missy Whitney, 2007-08	40
6.	Allison Iversen, 1999-00	39
8.	Jamie Koester, 1997-98	35
	Kim Palmer, 1995-96	35
10.	Pam Iversen, 1998-99	33
	Kim Palmer, 1996-97	33
	Lachelle Lyles, 2006-07	33

3-POINT FIELD GOALS MADE

1.	Natalie Purcell, 2005-06	68
	Julie Meier, 1993-94	68
3.	Sammi Jo Cotton, 2003-04	67
4.	Rusty Sowers, 1997-98	59
	Paula Corder-King, 1999-00	59
6.	Paula Corder-King, 1998-99	56
	Julie Meier, 1994-95	56
	Tarina Nixon, 2006-07	56
9.	Julie Meier, 1992-93	52
10.	Yashika Sidbury, 2002-03	51
	Rusty Sowers, 1997-98	51

STEALS

1.	Sherry Mitchell, 1988-89	114
2.	Sherry Mitchell, 1990-91	95
3.	Sherry Mitchell, 1989-90	81
4.	Tammy Page, 1978-79	77
5.	Sherre Simmons, 1981-82	75
6.	Mary Herring, 1983-84	74
7.	Tatiana Conceicao, 2004-05	73
8.	Selina Madison, 1978-79	69
	Jerri Wiley, 1990-91	69
	Gray C. Harris, 1994-95/1995-96	69
	Sarah Costello, 2002-03	69



Gray C. Harris owns the top two scoring seasons in Southeast History



Paula Corder-King holds the top-two spots for single season free-throw percentage



Sherry Mitchell holds the single season assist and steal records



Chandra Brown blocked a school record 49 shots in 2004-05



INDIVIDUAL CAREER TOP-TEN

POINTS

1.	Gray C. Harris, 1992-96	2,176
2.	Pat Colon, 1982-87	2,034
3.	Lori Chase, 1999-03	1,501
4.	Virginia Blissett, 1983-86	1,463
5.	Sherry Mitchell, 1987-91	1,398
6.	Sandy Heitschmidt, 1983-87	1,372
7.	Renee Rogliardi, 1987-92	1,371
8.	Cindy Zadnick, 1981-85	1,298
9.	Michelle Horneker, 1986-90	1,290
10.	Sonya Daugherty, 2005-09	1,170

3-POINT FIELD GOALS MADE

1.	Julie Meier, 1991-95	174
2.	Tarina Nixon, 2005-09	169
3.	Natalie Purcell, 2004-06	123
4.	Paula Corder-King, 1998-2000	115
5.	Rusty Sowers, 1997-99	110
6.	Yashika Sidbury, 2002-04	93
7.	Sonya Daugherty, 2005-09	90
8.	Anne Cate, 1990-95	82
9.	Kenja White, 2002-04	69
	Tiffany Melis, 1998-02	69

REBOUNDS

1.	Pat Colon, 1982-87	1,003
2.	Gray C. Harris, 1992-96	872
3.	Pam Iversen, 1998-02	770
4.	Renee Rogliardi, 1987-92	766
5.	Lachelle Lyles, 2005-07	726
6.	Sandy Heitschmidt, 1983-87	721
7.	Vera Roberts, 1986-90	719
8.	Kim Palmer, 1993-98	676
9.	Virginia Blissett, 1983-86	667
	Sherry Mitchell, 1987-91	667

ASSISTS

1.	Sherry Mitchell, 1987-91	639
2.	Sandy Heitschmidt, 1983-87	470
3.	Cindy Zadnick, 1981-85	357
	Sarita Wesley, 1987-91	357
5.	Tonia Harris, 1992-95	338
6.	Dawn Massani, 1993-97	325
7.	Julie Meier, 1991-95	297
8.	Tarina Nixon, 2005-09	293
9.	Moneik Campbell, 1996-00	290
10.	LaShelle Porter, 1998-03	274

BLOCKS


1.	Vera Roberts, 1986-90	115
	Pam Iversen, 1998-02	115
3.	Renee Rogliardi, 1987-92	108
4.	Kim Palmer, 1993-98	96
5.	Missy Whitney, 2006-08	85
6.	Chandra Brown, 2003-05	75
7.	Allison Iversen, 1998-00	70
8.	Jamie Koester, 1996-98	64
9.	Pat Colon, 1982-87	56
10.	Lachelle Lyles, 2005-07	47

STEALS

1.	Sherry Mitchell, 1987-91	335
2.	Gray C. Harris, 1992-96	260
3.	LaShelle Porter, 1999-02	203
4.	Sandy Heitschmidt, 1983-87	188
5.	Tarina Nixon, 2005-09	176
6.	Mary Herring, 1982-84	163
7.	Moneik Campbell, 1996-99	159
8.	Sarita Wesley, 1988-91	147
9.	Sonya Daugherty, 2005-09	144
10.	Sherre Simmons, 1980-83	141



Pat Colon is the only Southeast player to record over 1,000 career rebounds



Julie Meier holds the school record for career and single season three-pointers



Tarina Nixon ranks second in career three pointers, fifth in career steals and eighth in career assists



Pam Iversen shares the career blocked shots record with Vera Roberts



1,000 POINT CLUB



2,307

Gray C. Harris (92-96)



2,034

Pat Colon (82-87)



1,501

Lori Chase (99-03)



1,463

Virginia Blissett (84-86)



1,398

Sherry Mitchell (87-91)



1,372

Sandy Heitschmidt (83-87)



1,371

Renee Rogliardi (87-92)



1,298

Cindy Zadnick (81-85)



1,290

Michelle Homeker (86-90)



1,170

Sonya Daugherty (05-09)



1,158

Pam Iversen (98-02)



1,150

Tarina Nixon (05-09)



1,073

Karen Vaughn (79-83)



1,073

Tatiana Conceicao (04-06)



1,029

Sarita Wesley (87-91)



1,025

Jerri Wiley (89-91)

ALL-TIME LETTERWINNERS



A
Lesley Adams ----- 2008-09
Jessica Aebi ----- 2003-04
Jenny Anderson ----- 2000-01
Edith Allenworth ----- 1981-82
Melissa Anthony ----- 2003-04

B
Tammy Babcock ----- 1980-81
Janice Baeten ----- 1993-95
Debbie Baldwin ----- 1975-76
TaKeela Ball ----- 2001-02
Terri Baker ----- 1979-80
Cindy Bates ----- 2000-02
Lisa Bean ----- 1981-83

Bianca Beck ----- 2008-
Mikal Bencomo ----- 2006-08
Veronica Benson ----- 2000-02
Pam Benton ----- 1977-81
Joann Betts ----- 1977-82
Debra Beussink ----- 1976-78
Kathy Blair ----- 1981-82
Brenda Blissett ----- 1984-85
Delborah Blissett ----- 1979-80
Virginia Blissett ----- 1983-86
Rachel Blunt ----- 2005-09
Sherri Boswell ----- 1975-76
Tami Branson ----- 1980-81
Gail Brink ----- 1975-76
Chandra Brown ----- 2003-05
Kim Brown ----- 2000-01

C
Moneik Campbell ----- 1996-00
Anne Cate ----- 1990-95
Jennifer Cavaness ----- 1990-92
Wilma Clark ----- 1976-78
Lori Chase ----- 1999-03
Candice Coffey ----- 2001-02
Jean Collette ----- 1978-79
Pat Colon ----- 1982-87
Tatiana Conceicao ----- 2004-06
Anne Cook ----- 1985-88
Shauna Cook ----- 1995-99
Sherry Cook ----- 1995-99
Paula Corder-King ----- 1998-00
Sarah Costello ----- 2002-04
Sami Jo Cotton ----- 2003-04
Arie Crawford ----- 1976-81
Jayne Creek ----- 1980-81
Kathleen Crowe ----- 1978-79
Anne Crowley ----- 1981-83

D
Michelle Daniel ----- 1985-87
Sonya Daugherty ----- 2005-09
Theresa Davidson ----- 1983-85
Jasmine Davis ----- 2009-
Jodi Davis ----- 1992-93
Heather Diebold ----- 2005-07
Terri Doehring ----- 1980-81
Mathilde Dufour ----- 2006-09
Christy Dunlap ----- 1983-84
Katrisha Dunn ----- 2004-06

E
Mary Eldringhoff ----- 1975-76
Leanne Evans ----- 2004-05
Becky Exman ----- 1975-76

F
Stephanie Faith ----- 1994-98
Shelah Fields ----- 2009-
Sandy File ----- 1988-92
Toré Fite ----- 2007-2008
Gwen Fitzpatrick ----- 1990-93
Jenny Foeste ----- 1989-90
Lisa Foster ----- 1987-88
Sue Foster ----- 1993-94
Sarah Frazier ----- 1996-98
Liz Frischman ----- 1978-80

G
Roberta Granderson ----- 1991-95
Jennifer Gries ----- 1999-01
Susan Guidicy ----- 1980-81
Many Ann Glaus ----- 1981-82
Crysta Glenn ----- 2007-09
Tanya Guell ----- 2001-03

H
Debbie Hanneke ----- 1976-77
Brittany Harriel ----- 2009-
Dana Hawkins ----- 1996-98
Gray C. Harris ----- 1992-96
Sheila Harris ----- 1982-83
Tonia Harris ----- 1991-95
Rachaelle Hayes ----- 1982-84
Sandy Heitschmidt ----- 1983-87
Julie Heitz ----- 1994-97
Mary Herring ----- 1982-84
Josie Herzog ----- 1980-81
Tammy Hoffmeister ----- 1980-81
Stephanie Holland ----- 1990-95
Amber Holmes ----- 2008-
Michelle Horneker ----- 1986-90
Reagan Hughston ----- 1998-00

I
Rochelle Ikeni ----- 2007-2009
Allison Iversen ----- 1998-00
Pam Iversen ----- 1998-02

J
Deana Jackson ----- 1987-91
Simone Jackson ----- 2004-06
Theresa Jackson ----- 1984-85
Angela James ----- 1986-90
Lisa Jensen ----- 1978-80
Tierra Johnson ----- 2007-09
Heather Jones ----- 1995-96

K
Caryn Kaufman ----- 1982-83
Sandy Kearbey ----- 1980-82
Heather Keleman ----- 1975-76
Karen Kernerling ----- 1983-84
Pat Kinder ----- 1975-76
Bertha King ----- 1982-84
Chytearra Kintchen ----- 2005-06
Andrea Koeper ----- 2001-02
Jamie Koester ----- 1996-98

L
June Lacy ----- 1984-85
Erika Lane ----- 2009-
Cindy Leonard ----- 1983-85
Arlatha Lewis ----- 1991-93
Vicki Lohmann ----- 1986-88
Ashley Lovelady ----- 2006-08
Lachelle Lyles ----- 2005-07

M
Patricia Mack ----- 2009-
Selina Madison ----- 1978-80
MarySue Marxkors ----- 1975-76
Dawn Massani ----- 1993-97
Mary McClenning ----- 1976-77
Louise McGoldrick ----- 2002-03
Wendy McNemarny ----- 1979-81
Julie Meier ----- 1991-95
Nina Menifee ----- 1985-86
Tiffany Melis ----- 1998-02
Janet Miller ----- 1989-90
Monica Miller ----- 2009-
Shanece Miller ----- 2009
Sarah Miller ----- 1995-97
Tammie Minor ----- 1985-86
LaVetta Mitchell ----- 1989-90
Sherry Mitchell ----- 1987-91
Aisha Moreno ----- 2004-06
Linda Mouth ----- 1976-77
Zandra Moore ----- 1995-96
Alison Morris ----- 1989-94
Rachel Mueggenborg ----- 2004-05
Erica Muskgrow ----- 1991-93
Susan Musselwhite ----- 1989-90

N
Lisa Newman ----- 1980-81
Kimberly Nicholson ----- 1999-01
Tarina Nixon ----- 2005-2009
Katie Norman ----- 2009-

O
Wanika Owsley ----- 2004-06

P
Tammy Page ----- 1978-80
Szandra Pál ----- 2005-09
Kim Palmer ----- 1993-97
Leanna Peoples ----- 1984-85
Jill Pizzotti ----- 1984-89
Peggy Pollihan ----- 1977-78
LaShelle Porter ----- 1998-03
Jody Pugh ----- 1990-92
Susie Puhl ----- 1975-76
Natalie Purcell ----- 2004-06
Shannon Proffit ----- 2002-04

R
Christine Rathke ----- 2000-02
Lisa Robert ----- 1979-80
Bailie Roberts ----- 2009-
Lueveria Roberts ----- 1986-90
Renee Rogliardi ----- 1987-92
Kristy Roherty ----- 1999-02
Brandi Russia ----- 2003-05
Tiffanne Ryan ----- 2002-06

S
Susie Schallenberg ----- 1976-78
Kelli Seaton ----- 1981-83
Liz Sharpe-Taylor ----- 2004-05
Lauren Sharpe ----- 2007-09
Miah Shelford ----- 2002-05
Sherri Shirrell ----- 1984-87
Yashika Sidbury ----- 2002-04
Michelle Siemer ----- 1975-76
Sherre Simmons ----- 1980-82
Terri Smith ----- 1988-89
Carina Souza ----- 2002-04
Rusty Sowers ----- 1997-99
Natasha Starkes ----- 2002-03
Katrina Stepney ----- 1995-96
Donna Steppleman ----- 1976-78
Lolita Still ----- 1984-85
Daryl Strong ----- 1992-94
Annie Struve ----- 1996-00
Cindy Stuck ----- 1980-81
Valarie Sullivan ----- 1992-93
Julie Sweetin ----- 2004-05

T
Joiceline Thesing ----- 2005-07
Cheryle Thoele ----- 1994-95
Tisa Thomas ----- 2000-02
Liea Toedte ----- 1998-00
Barb Truetken ----- 1976-79

U
Michelle Ummel ----- 1975-76


V
Jill VanLeer ----- 1988-89
Karen Vaughn ----- 1979-83

W
Jamie Wahlert ----- 1995-98
Mary Walters ----- 1981-82
Jeri Wenneker ----- 1976-79
Sarita Wesley ----- 1987-91
Dawn Westman ----- 1991-93
Kay Westmoreland ----- 1981-82
Kenja White ----- 2002-04
Tajuana White ----- 1997-99
Missy Whitney ----- 2006-08
Jerri Wiley ----- 1989-91
Stephanie Williams ----- 1982-87

Z
Cindy Zadnick ----- 1981-85



YEAR-BY-YEAR RESULTS



Donna Enlow

0-10 (.000) - 1 Season

1975-76
0-10

Southern Illinois	L, 20-70
Missouri	L, 44-95
Southwest Missouri State	L, 44-95
Forest Park	L, 43-47
Northwest Missouri	L, 21-116
Central Missouri	L, 16-107
Missouri-St. Louis	L, 31-71
Meramec	L, 61-66
Forest Park	L, 43-68
Northeast Missouri	L, 47-78



Amy Spence

26-69 (.274) - 4 Seasons

YR	W	L	PCT
76-77	2	18	.100
77-78	6	20	.231
78-79	11	15	.423
79-80	8	16	.333

1976-77
2-18

Union	L, 30-113
Memphis State	L, 29-93
Tennessee-Martin	L, 47-66
Murray State	L, 47-105
Central Missouri	L, 42-105
Missouri	L, 39-97
Tennessee-Martin	L, 33-83
Northwest Missouri	L, 30-92
Memphis State	L, 24-109
Murray State	L, 38-63
Missouri-St. Louis	L, 34-70
Northeast Missouri	L, 39-56
Danville !	W, 42-40
Meramec !	L, 51-57
Lincoln	L, 52-58
SW Missouri State	L, 38-93
Forest Park	W, 64-47

Meramec ----- L, 55-79
Missouri ----- L, 55-89
! = Meramec Classic

1977-78
2-18

11-10 Meramec	L *
11-12 Union	L, 30-98
11-18 at Saint Louis	L, 58-67
11-19 Northwest Missouri	L, 44-90
11-29 at Meramec	L *
12-1 Tennessee-Martin	L, 35-74
12-3 Missouri-Rolla	L, 41-99
12-7 Southern Illinois	W, 42-36
12-9 at Missouri-Rolla	L *
12-10 at Central Missouri	L, 37-111
1-9 Meramec	W *
1-13 Christian Brothers	L, 50-57
1-14 Northwestern (Tenn.)	L, 43-51
1-16 Meramec	W *
1-18 Lincoln	L, 54-56
1-20 at SIU-Edwardsville	L, 58-67
1-24 at Tennessee-Martin	L, 47-67
1-25 at Forest Park	W *
1-28 SW Missouri State	L, 49-73
1-31 at Missouri-St. Louis	W, 63-46
2-1 at Northeast Missouri	L, 47-76
2-3 at Forest Park	W *
2-11 at Lincoln	L, 44-77
2-14 at Forest Park	L, 49-55
2-16 SIU-Edwardsville	L, 53-59
2-21 at Southern Illinois	L *

* = Game results not available

1978-79
11-15

11-15 at William Woods	L, 62-85
11-18 at SW Missouri St.	L, 67-69
11-24 Eastern Illinois #	L, 50-56
11-25 Washburn #	W, 73-56
11-26 Missouri Southern #	W, 73-66
11-27 at Central Methodist	W, 82-48
11-28 at Missouri	L, 36-101
12-1 Missouri-Rolla	L, 49-58
12-5 SIU-Edwardsville	L, 61-62
12-8 Central Missouri	L, 41-82
12-9 Northwest Missouri	L, 41-75
12-13 Saint Louis	L, 54-66
12-20 Forest Park	W, 71-46
William Woods	L, 50-78
SIU-Edwardsville	W, 53-50
Meramec	W, 61-59
Tennessee-Martin	L, 48-73
McKendree	W, 85-36
Belleville Area C.C.	L, 58-67
1-23 Missouri-St. Louis	W, 67-58
1-26 at Christian Brothers	W, 61-55
1-27 at Southwestern	W, 65-39
2-1 at Saint Louis	L, 49-73
2-2 at Missouri-Rolla	L, 50-71
2-13 Meramec	W, 61-59
2-14 at Greenville	L, 57-63

= Woods Owl Classic

1979-80
8-16

11-10 Arkansas State	L, 36-53
11-13 at Lincoln	L, 53-61

11-16 at Saint Louis	L, 57-79
11-20 at Missouri-Rolla	L, 60-69
11-23 Washburn \$	L, 58-73
11-23 Tabor \$	W, 57-51
11-24 Langston	L, 62-77
12-1 at Christian Brothers	L, 93-103
12-4 Tennessee-Martin	L, 61-64
12-8 Southwestern (Tenn.)	W, 69-47
12-8 SIU-Edwardsville	W, 77-53
12-29 Chicago State	W, 84-53
1-7 Elmhurst %	W, 77-36
1-8 St. Francis %	L, 53-68
1-12 at SIU-Edwardsville	W, 59-57
1-19 Lincoln	L, 59-60
1-21 Missouri-St. Louis	W, 56-53
1-24 at Washington	W, 63-30
1-26 William Woods	L, 49-54
1-28 Missouri-Rolla	L, 49-71
1-30 at Missouri-St. Louis	L, 35-60
2-1 SW Missouri State	L, 54-63
2-6 at William Woods	L, 42-90
2-8 Saint Louis	L, 61-78

\$ = Woods Owl Classic

% = Chicago Shootout



Angela Beck

53-34 (.609) - 3 Seasons

YR	W	L	PCT
80-81	9	15	.375
81-82	23	11	.676
82-83	21	8	.724

1980-81
9-15

11-14 Lincoln	L, 70-82
11-15 at Arkansas State	L, 65-94
11-18 SW Missouri State	L, 69-84
11-21 at Southern Illinois	L, 58-93
11-22 SIU-Edwardsville	W, 99-76
11-24 Missouri-Rolla	W, 60-57
12-5 at Northeast Missouri	L, 51-90
12-6 William Woods	L, 53-71
12-10 at ISU-Evansville	W, 86-75
1-8 Carthage ^	W, 67-65
1-9 SIU-Edwardsville ^	L, 67-71
1-17 McKendree	W, 93-55
1-21 Missouri-St. Louis	W, 83-66
1-24 at Christian Brothers	L, 73-79
1-28 at Evansville	W, 70-68
1-30 at Saint Louis	L, 54-71
2-3 at William Woods	L, 51-62
2-6 at Lincoln	L, 60-73
2-9 Missouri-Rolla	L, 56-57
2-13 at Evangel	L, 47-66
2-18 at Missouri-St. Louis	L, 47-70

2-20 at MacMurray	W, 92-49
2-21 at Illinois College	W, 84-47
3-2 William Woods	L, 56-58

^ = NIU Tourn. (Dekalb, Ill.)

1981-82
23-11

11-19 Christian Brothers	W, 64-60
11-21 SIU-Edwardsville	W, 75-71
11-24 William Woods	W, 76-51
11-27 Belmont *	L, 65-66
11-28 Missouri-Rolla *	W, 83-68
11-29 Missouri-St. Louis *	L, 69-72
11-30 Saint Louis	W, 69-63
12-1 at Lincoln	W, 78-39
12-4 at Missouri-Rolla	W, 73-64
12-6 Southern Illinois	L, 55-68
12-9 at Missouri-St. Louis	W, 80-63
12-11 at Missouri Southern	W, 75-70
1-14 Carthage #	W, 75-56
1-15 Northern Illinois #	L, 44-91
1-16 North Central #	L, 60-77
1-18 at William Woods	W, 64-44
1-20 Lincoln	W, 82-59
1-22 Eastern Illinois \$	L, 66-81
1-23 Wright State \$	W, 90-55
1-29 SW Missouri State	W, 84-68
2-2 Northeast Missouri	W, 82-55
2-3 Missouri-St. Louis	W, 70-63
2-6 at Christian Brothers	L, 63-68
2-10 at Northwest Missouri	L, 60-85
2-12 Evangel	W, 76-48
2-13 Missouri-Rolla	W, 84-62
2-16 Evansville	W, 101-65
2-18 ISU-Evansville	W, 97-65
2-23 McKendree	W, 77-58
2-25 Missouri-St. Louis	W, 56-45
2-26 Northeast Missouri	L, 70-72

AIAW Division II Tournament

3-10 Moorhead State	W, 60-46
3-11 North Dakota State	L, 70-85
3-12 Northern Iowa	L, 56-59

* = UMSL Tourn. (St. Louis, Mo.)

= NIU Tourn. (Dekalb, Ill.)

\$ = EIU Tourn. (Charleston, Ill.)

1982-83
21-8, 10-2 MIAA

11-27 Stetson @	W, 78-51
11-28 Tenn.-Martin @	L, 72-82 (ot)
11-30 Christian Brothers	W, 60-57
12-4 Ky. Wesleyan	W, 75-51
12-8 at Evansville	L, 58-63
12-11 at Mississippi State	L, 44-77
12-28 Milikin #	W, 88-59
12-29 Augustana #	W, 86-70
12-31 Florida Int'l #	W, 81-67
1-2 Western Illinois #	W, 76-64
1-7 SIU-Edwardsville	W, 78-60
1-8 at Christian Brothers	L, 58-69
1-12 at Missouri-St. Louis	W, 74-61
1-15 Northeast Missouri	W, 74-67
1-19 at ISU-Evansville	W, 77-46
1-22 Central Missouri	L, 85-93
1-26 at Missouri-Rolla	W, 87-54
1-28 Saint Louis	W, 77-45
1-29 Lincoln	W, 81-66

YEAR-BY-YEAR RESULTS



2-2 Northwest Missouri----W, 87-59
 2-5 Northeast Missouri----W, 75-66
 2-12 at Central Missouri----L, 46-70
 2-16 Missouri-Rolla-----W, 80-44
 2-19 at Lincoln-----W, 68-60
 2-23 at NW Missouri-----W, 77-59
 2-26 Missouri-St. Louis----W, 96-60
MIAA Tournament
 2-23 Northwest Missouri----L, 64-66
NCAA Division II Tournament
 3-1 Abilene Christian Won by forfeit
 3-3 Central Missouri-----L, 50-71
 @ = UTM Tourn. (Martin, Tenn.)
 # = Miami Dial Classic



Ed Arnzen

340-202 (.627) - 19 Seasons

YR	W	L	PCT
83-84	23	6	.793
84-85	18	10	.643
85-86	25	6	.806
86-87	26	4	.867
87-88	26	4	.867
88-89	23	7	.767
89-90	24	6	.800
90-91	31	4	.886
91-92	16	12	.571
92-93	13	13	.500
93-94	16	11	.593
94-95	12	15	.444
95-96	14	13	.519
96-97	5	21	.192
97-98	8	19	.297
98-99	19	9	.679
99-00*	11	17	.393
00-01	14	13	.519
01-02	16	12	.571

* UMKC had to forfeit due to ineligible players. The team's record is changed, but Arnzen's is not.

1983-84

23-6, 10-2 MIAA

11-25 Morningside ! -----W, 71-60
 11-26 St. Cloud State ! ----W, 69-57
 11-27 NW Missouri !-----L, 71-93
 11-30 Arkansas State -----W, 82-74
 12-6 Union-----W, 79-76
 12-8 at KY. Wesleyan -----W, 67-49
 12-10 at SIU-Edwardsville W, 76-52
 1-4 Illinois-Chicago *-----W, 74-61
 1-5 Nebraska-Omaha *-----W, 66-60
 1-7 Florida International *-W, 74-61
 1-9 at Arkansas State-----L, 56-66
 1-11 Missouri-St. Louis-----W, 90-61
 1-14 at NW Missouri-----W, 83-66
 1-17 ISU-Evansville-----W, 88-62

1-21 at Central Missouri----W, 80-64
 1-25 Missouri-Rolla-----W, 78-41
 1-28 at Lincoln-----W, 85-68
 2-1 at NW Missouri-----L, 81-87
 2-4 Northeast Missouri----W, 80-50
 2-8 Evansville-----W, 87-64
 2-11 Central Missouri-----L, 82-83
 2-15 at Missouri-Rolla ----W, 90-63
 2-18 Lincoln-----W, 78-58
 2-22 NW Missouri-----W, 87-67
 2-25 at Missouri-St. Louis W, 83-66
MIAA Tournament
 3-1 NW Missouri-----W, 99-77
 3-3 Central Missouri-----L, 65-88

1984-85

18-10, 7-5 MIAA

11-26 at ISU-Evansville ---W, 68-44
 12-1 at Eastern Kentucky--L, 64-70
 12-3 Arkansas State -----W, 81-68
 12-4 at Murray State -----L, 64-74
 12-7 at UT Martin-----W, 85-73
 12-10 McKendree-----W, 85-50
 12-14 SIU-Edwardsville ---W, 72-58
 1-2 at St. Mary's-----W, 75-65
 1-3 Sul Ross !-----W, 69-55
 1-4 Tarleton !-----W, 67-61
 1-9 Missouri-Rolla -----W, 89-41
 1-12 at NW Missouri-----L, 74-83
 1-16 Murray State-----L, 64-66
 1-19 Central Missouri-----L, 62-68
 1-23 Missouri-St. Louis----W, 69-59
 1-26 Northeast Missouri---W, 87-65
 1-28 at Union-----L, 67-79
 1-30 at Lincoln-----L, 54-67
 2-2 at Missouri-Rolla-----L, 69-72
 2-6 Tennessee-Martin-----W, 71-57
 2-9 NW Missouri-----W, 68-58
 2-13 at Missouri-St. Louis W, 69-64
 2-16 at Central Missouri---L, 71-84
 2-18 at SIU-Edwardsville -W, 52-46
 2-20 Lincoln-----W, 64-56
 2-23 at NW Missouri-----W, 77-75
MIAA Tournament
 2-27 NW Missouri-----W, 66-63
 3-1 Central Missouri-----L, 67-72
 -- ! = Nebraska-Omaha Tournament (Omaha, Neb.)

1985-86

25-6, 11-1 MIAA

11-23 at Rust-----L, 58-61
 11-25 Tennessee-Martin --W, 79-68
 11-29 Morningside # -----W, 97-64
 11-30 Nebraska-Omaha # W, 70-52
 12-4 SIU-Edwardsville-----W, 80-48
 12-7 Kentucky Wesleyan -W, 93-39
 12-9 at Millikin-----W, 93-67
 12-10 Southern Indiana -W, 106-41
 12-12 at UT Martin-----W, 71-59
 1-2 at SE Louisiana -----W, 68-61
 1-3 at SW Louisiana -----L, 70-72
 1-4 at Southern-----L, 74-75
 1-8 at Missouri-Rolla-----W, 87-69
 1-11 NW Missouri-----W, 88-62
 1-15 Rust-----W, 93-51
 1-18 at Central Missouri---L, 78-96
 1-22 at UMSL-----W, 70-66

1-25 at NE Missouri-----W, 65-53
 1-29 Lincoln-----W, 92-46
 2-1 Missouri-Rolla-----W, 90-41
 2-3 at Arkansas State-----W, 83-73
 2-5 at SIU-Edwardsville ---W, 71-54
 2-8 at NW Missouri-----W, 83-71
 2-12 Missouri-St. Louis----W, 84-56
 2-15 Central Missouri-----W, 79-65
 2-19 at Lincoln-----W, 90-70
 2-22 NE Missouri-----W, 80-44

MIAA Tournament

2-27 Lincoln-----W, 96-75
 3-1 Central Missouri-----L, 69-77
NCAA Division II Tournament
 3-8 Alaska-Anchorage ----W, 80-65
 3-11 Central Missouri-----L, 64-65
 # = Nebraska-Omaha Tourn. (Omaha, Neb.)

1986-87

26-4, 13-1 MIAA

11-22 at SIU-Edwardsville W, 55-50
 11-26 UT Martin-----W, 78-59
 11-29 at NE Illinois-----W, 94-59
 11-30 Nat'l College of Ed.-W, 77-52
 12-5 Mississippi #-----L, 63-72
 12-6 Alcorn State #-----W, 73-49
 12-8 McKendree -----W, 89-46
 12-9 David Lipscomb -----W, 70-48
 12-13 at USL-----W, 62-55
 1-2 at West Virginia Tech -W, 76-53
 1-3 at Central Arkansas ---L, 64-65
 1-7 Missouri-Rolla-----W, 73-72
 1-10 at NW Missouri-----W, 78-66
 1-14 Southwest Baptist---W, 82-51
 1-17 Central Missouri-----W, 70-65
 1-19 SIU-Edwardsville-----W, 83-55
 1-21 Missouri-St. Louis----W, 75-50
 1-24 Northeast Missouri---W, 83-38
 1-26 at UT Martin-----W, 67-65
 1-28 at Lincoln-----W, 87-48
 1-31 at Missouri-Rolla ----W, 71-67
 2-3 at Southwest Baptist--W, 84-45
 2-7 Northwest Missouri---W, 67-51
 2-11 at Missouri-St. Louis-W, 72-55
 2-14 at Central Missouri---L, 51-72
 2-18 Lincoln-----W, 72-49
 2-21 at Northeast MissouriW, 67-51
MIAA Tournament
 2-26 Missouri-Rolla-----W, 76-64
 2-28 Central Missouri-----W, 78-55

NCAA Division II Tournament

3-7 Central Missouri-----L, 62-64
 # = Ole Miss Dial Classic (Oxford, Miss.)

1987-88

26-4, 13-1 MIAA

11-21 at Quincy-----W, 91-72
 11-25 SIU-Edwardsville ---W, 77-55
 11-29 Nat'l College of Ed.-W, 99-30
 12-2 at Tennessee-Martin-W, 79-78
 12-5 Southern Indiana-----W, 83-33
 12-8 Missouri Baptist ----W, 106-57
 12-11 at Christian Bro.----W, 67-38
 1-5 at Colorado College---W, 74-66
 1-6 at Metropolitan State -W, 83-57
 1-8 at Colorado Christian -W, 79-29

1-13 at Missouri-Rolla ----W, 72-40
 1-16 at NW Missouri-----W, 87-79
 1-20 Southwest Baptist---W, 84-71
 1-23 Central Missouri W, 92-85 (ot)
 1-25 at SIU-Edwardsville --L, 57-65
 1-27 at UMSL-----W, 70-64 (ot)
 1-30 Northeast Missouri---W, 89-59
 2-1 Quincy-----W, 88-56
 2-3 at Lincoln-----W, 74-56
 2-6 Missouri-Rolla-----W, 60-47
 2-9 at Southwest Baptist --W, 73-56
 2-11 NW Missouri-----W, 100-64
 2-13 UT Martin-----W, 73-66
 2-17 Missouri-St. Louis----W, 77-44
 2-20 at Central Missouri---L, 59-72
 2-24 Lincoln-----W, 83-48
 2-27 at NE Missouri-----W, 90-54

MIAA Tournament

3-3 Northeast Missouri----W, 91-53
 3-5 Central Missouri-----L, 68-80
NCAA Division II Tournament
 West Texas State-----L, 61-64

1988-89

23-7, 12-2 MIAA

11-19 at Delta State-----L, 55-74
 11-21 at Southern Indiana W, 90-75
 11-23 at Missouri Baptist--W, 97-50
 11-28 Tennessee-Martin --W, 81-51
 12-2 Mankato State #-----W, 70-46
 12-3 Northern Kentucky # -L, 54-62
 12-5 Delta State-----W, 65-69
 12-9 at SIU-Edwardsville --L, 66-74
 1-2 at Tennessee-Martin --W, 72-68
 1-4 at Austin Peay-----W, 72-58
 1-7 at David Lipscomb-----W, 86-75
 1-11 Missouri-Rolla-----W, 86-73
 1-14 NW Missouri-----W, 71-67
 1-17 at Southwest Baptist W, 67-57
 1-21 at Central Missouri---L, 78-84
 1-25 Missouri-St. Louis----W, 80-60
 1-28 at NE Missouri-----W, 80-51
 1-30 SIU-Edwardsville-----W, 87-52
 2-1 Lincoln-----W, 84-67
 2-4 at Missouri-Rolla-----W, 63-54
 2-6 Quincy-----W, 93-74
 2-8 Southwest Baptist ----W, 76-47
 2-11 at NW Missouri-----W, 76-59
 2-15 at Missouri-St. Louis W, 76-52
 2-18 Central Missouri-----L, 65-72
 2-22 at Lincoln-----W, 92-70
 2-25 NW Missouri-----W, 101-44

MIAA Tournament

3-2 Missouri-Rolla-----W, 68-53
 3-4 Central Missouri-----L, 64-68
NCAA Division II Tournament
 3-10 West Texas State ----L, 70-83
 # = Perkins NKU Classic (Highland Hts., Ky.)

1989-90

24-6, 14-2 MIAA

11-17 Missouri Baptist-----W, 94-65
 11-20 Quincy-----W, 85-68
 11-25 at Southern Indiana W, 93-75
 11-28 at Murray State-----L, 68-72
 12-1 N.C. Central \$-----W, 61-48
 12-2 J.C. Smith \$-----W, 78-43



YEAR-BY-YEAR RESULTS

12-7 at Ky. Wesleyan -----L, 70-73
 12-9 Southern Indiana -----W, 93-49
 12-30 Ky. Wesleyan -----W, 77-43
 1-4 Washburn -----W, 78-57
 1-6 Northwest Missouri -----L, 57-60
 1-8 at SIU-Edwardsville -----W, 91-72
 1-10 Missouri-St. Louis -----W, 89-63
 1-13 at Central Missouri -----L, 64-74
 1-17 Missouri Southern -----W, 98-55
 1-20 at Missouri Western -----W, 71-58
 1-24 Pittsburg State -----W, 88-46
 1-27 at Southwest Baptist -----W, 69-59
 1-31 at Missouri-St. Louis -----W, 87-53
 2-3 at Missouri-Rolla -----W, 75-58
 2-5 SIU-Edwardsville -----W, 99-68
 2-7 at Missouri Southern -----W, 80-62
 2-10 at NW Missouri -----W, 98-74
 2-14 at Pittsburg State -----W, 86-63
 2-17 Southwest Baptist -----W, 82-56
 2-21 Missouri-Rolla -----W, 73-53
 2-24 Lincoln -----W, 91-43

MIAA Tournament

3-1 NW Missouri -----W, 86-71
 3-3 Central Missouri -----L, 60-72
NCAA Division II Tournament
 3-5 Central Missouri -----L, 68-79
 \$ = J.C. Smith Tournament

1990-91

31-4, 14-2 MIAA

11-16 Delta State -----W, 90-73
 11-19 at Oral Roberts -----W, 87-69
 11-26 Murray State -----W, 76-56
 11-28 Oral Roberts -----W, 100-61
 11-30 Indianapolis @ -----W, 73-57
 12-1 UT Martin @ -----W, 78-66
 12-4 at SIU-Edwardsville -----L, 57-58
 12-8 at Delta State -----W, 74-73
 12-29 at Missouri Baptist -----W, 86-54
 1-3 at Washburn -----L, 56-60
 1-5 at NW Missouri -----W, 65-53
 1-9 at Missouri-St. Louis -----W, 91-67
 1-12 Central Missouri -----L, 56-62
 1-16 at Missouri Southern -----W, 64-51
 1-19 Missouri Western -----W, 78-61
 1-21 SIU-Edwardsville -----W, 98-64
 1-23 at Pittsburg State -----W, 87-69
 1-26 Southwest Baptist -----W, 72-39
 1-30 Missouri-St. Louis -----W, 78-38
 2-2 Missouri-Rolla -----W, 71-56
 2-4 Missouri Baptist -----W, 94-44
 2-6 Missouri Southern -----W, 68-60
 2-7 Northwest Missouri -----W, 95-82
 2-13 Pittsburg State -----W, 101-49
 2-16 at SW Baptist -----W, 74-58
 2-20 at Missouri-Rolla -----W, 64-52
 2-23 at Lincoln -----W, 81-44

MIAA Tournament

2-26 Pittsburg State -----W, 81-74
 2-28 Washburn -----W, 82-51
 3-2 Central Missouri -----W, 85-83

NCAA Division II Tournament

3-8 Central Missouri -----W, 80-65
 3-9 West Texas State -----W, 71-70
 3-15 Cal Poly Pomona -----W, 82-52
 3-22 Norfolk State -----W, 85-52
 3-23 North Dakota State -----L, 74-81
 @ = Othakian Shootout (Cape Girardeau)

1991-92 16-12, 7-7 OVC

11-22 Missouri -----L, 57-68
 11-26 at Evansville -----L, 63-65
 11-29 at NE Illinois -----W, 62-47
 11-30 at UW-Wilwaukee -----W, 65-53
 12-3 at UMKC -----L, 51-70
 12-10 at Saint Louis -----W, 74-54
 12-12 Chicago State -----W, 64-48
 12-15 Alcorn State -----W, 83-54
 12-31 at Missouri -----L, 50-58
 1-4 Austin Peay -----W, 79-72
 1-6 Missouri Baptist -----W, 81-42
 1-7 Texas-Pan Am -----W, 65-53
 1-11 at Middle Tennessee -----L, 57-81
 1-13 at Murray State -----W, 74-73
 1-16 Wisconsin-Milwaukee -----W, 85-74
 1-18 Morehead State -----W, 85-84
 1-20 Eastern Kentucky -----L, 57-79
 1-22 Quincy -----W, 69-62
 1-25 at Tennessee Tech -----L, 58-83
 1-27 at Tennessee State -----L, 44-50
 2-1 at Austin Peay -----W, 69-68
 2-8 Tennessee Tech -----L, 71-83
 2-10 Tennessee State -----W, 70-48
 2-15 at Eastern Kentucky -----L, 59-78
 2-17 at Morehead State -----W, 70-69
 2-22 Murray State -----W, 78-60
 2-24 Middle Tennessee -----L, 67-82

OVC Tournament

3-9 Tennessee Tech -----L, 74-87

1992-93 13-13, 8-8 OVC

12-1 Southern Indiana -----L, 86-94
 12-4 at Chicago State -----W, 69-58
 12-5 at UW-Milwaukee -----L, 60-73
 12-8 Missouri-St. Louis -----W, 81-58
 12-12 at Texas-Pan Am -----L, 54-56
 12-30 at Saint Louis -----W, 64-51
 1-7 UW-Milwaukee -----L, 54-56
 1-9 at Tennessee State -----L, 59-68
 1-11 at Austin Peay -----W, 70-63
 1-13 Northeast Illinois -----W, 75-64
 1-16 Murray State -----W, 70-67
 1-18 Saint Louis -----W, 58-52
 1-23 Morehead State -----W, 80-75
 1-25 Eastern Kentucky -----L, 60-66
 1-28 at UT Martin -----W, 69-50
 1-30 Middle Tennessee -----L, 58-65
 2-1 Tennessee Tech -----L, 67-69
 2-6 UMKC -----L, 50-75
 2-8 at Murray State -----W, 86-72
 2-13 at Morehead State -----W, 74-62
 2-15 at Eastern Kentucky -----L, 58-65
 2-20 Tennessee State -----L, 67-71
 2-22 Austin Peay -----W, 77-45
 2-24 UT Martin -----W, 80-56
 2-27 at Middle Tennessee -----L, 65-75
 3-1 Tennessee Tech -----L, 53-73

1993-94 16-11, 9-7 OVC

11-29 Cleveland State -----W, 76-57
 12-1 Kentucky Wesleyan -----W, 90-54
 12-9 Oral Roberts -----W, 68-44
 12-11 at Missouri -----L, 60-89
 12-28 at Western Illinois -----L, 70-71

12-30 at Saint Louis -----W, 59-44
 1-3 Evansville -----W, 88-61
 1-5 at Oral Roberts -----W, 64-54
 1-8 at Eastern Kentucky -----L, 58-74
 1-10 at Morehead State -----L, 73-80
 1-13 Saint Louis -----L, 59-63
 1-15 Tennessee Tech -----W, 70-56
 1-17 Middle Tennessee -----L, 67-70
 1-22 Tennessee State -----W, 96-61
 1-24 UT Martin -----W, 96-61
 1-29 at Tennessee State -----L, 59-68
 1-31 at Austin Peay -----W, 76-66
 2-2 at Murray State -----W, 70-61
 2-5 Morehead State -----W, 72-54
 2-7 Eastern Kentucky -----L, 67-83
 2-12 at Tennessee Tech -----L, 53-71
 2-14 at Middle Tennessee -----W, 68-64
 2-19 Murray State -----W, 83-65
 2-21 at UMKC -----W, 84-64
 2-26 at UT Martin -----W, 84-76
 2-28 Austin Peay -----L, 69-78

OVC Tournament

3-5 Middle Tennessee -----L, 70-71

1994-95

12-15, 4-12 OVC

11-25 SW Louisiana @ -----W, 73-60
 11-26 UT Chattanooga @ -----W, 57-48
 11-28 UMKC -----W, 63-58
 12-3 at Saint Louis -----L, 54-64
 12-7 Missouri -----L, 58-69
 12-10 at Cleveland State -----W, 71-67
 1-4 at Oral Roberts -----W, 74-55
 1-7 Eastern Kentucky -----L, 79-86
 1-9 Morehead State -----W, 81-78
 1-11 Western Illinois -----W, 75-58
 1-14 at Tennessee Tech -----L, 49-73
 1-16 at Middle Tennessee -----L, 64-73
 1-18 Saint Louis -----W, 89-69
 1-21 at Tennessee State -----L, 51-88
 1-23 at UT Martin -----W, 63-61
 1-28 Tennessee State -----L, 61-68
 1-30 Austin Peay -----W, 88-86
 2-1 Murray State -----L, 77-80
 2-4 at Morehead State -----W, 87-69
 2-5 at Eastern Kentucky -----L, 71-78
 2-11 Middle Tennessee -----L, 67-78
 2-13 Tennessee Tech -----L, 62-72
 2-18 at Murray State -----L, 64-65
 2-20 Oral Roberts -----W, 64-45
 2-25 UT Martin -----L, 89-91
 2-27 at Austin Peay -----L, 73-82

OVC Tournament

3-4 Tennessee Tech -----L, 59-82
 @ = Othakian Shootout (Cape Girardeau)

1995-96

14-13, 9-7 OVC

11-24 Nicholls State @ -----W, 87-64
 11-25 Illinois-Chicago @ -----L, 45-59
 12-1 Washington State # -----L, 50-89
 12-2 Western Illinois # -----W, 83-64
 12-9 at Missouri -----L, 62-75
 12-30 at Troy State -----L, 80-89
 1-2 Northeast Missouri -----W, 79-55
 1-6 at Eastern Kentucky -----L, 73-79
 1-8 at Morehead State -----L, 83-95

1-11 UT Martin -----W, 86-68
 1-13 at Middle Tennessee -----L, 64-78
 1-15 at Austin Peay -----L, 60-81
 1-20 Tennessee State -----W, 69-48
 1-22 Tennessee Tech -----W, 87-81
 1-25 at Western Illinois -----L, 57-75
 2-1 at Murray State -----L, 61-76
 2-3 Morehead State -----W, 84-79
 2-5 Eastern Kentucky -----W, 90-82
 2-8 at UT Martin -----L, 84-86
 2-10 Austin Peay -----L, 50-64
 2-12 Middle Tennessee -----W, 82-81
 2-17 at Tennessee Tech -----W, 63-62
 2-19 at Tennessee State -----W, 71-68
 2-22 Murray State -----W, 77-69
 2-24 Oral Roberts -----W, 90-71
 2-26 Williams Baptist -----W, 82-74

OVC Tournament

3-2 Murray State -----L, 56-73
 @ = Othakian Shootout
 # = Dial Classic

1996-97

5-21, 3-15 OVC

11-25 Christian Brothers -----L, 57-73
 11-29 at UW-Milwaukee -----L, 47-55
 12-2 Missouri -----L, 65-103
 12-6 Tulsa @ -----W, 66-52
 12-7 E. Tennessee St. @ -----L, 58-61
 12-12 Troy State -----L, 46-75
 1-2 Oakland City -----W, 67-55
 1-4 at Austin Peay -----L, 58-86
 1-6 at Tennessee State -----L, 54-82
 1-9 UT Martin -----L, 53-66
 1-11 Eastern Kentucky -----L, 55-71
 1-13 Morehead State -----W, 75-72
 1-15 at Oral Roberts -----L, 50-74
 1-18 at Middle Tennessee -----W, 74-73 (OT)
 1-20 at Tennessee Tech -----L, 68-75
 1-23 at Murray State -----L, 50-52
 1-25 Eastern Illinois -----L, 70-77
 2-1 Tennessee State -----L, 70-84
 2-3 Austin Peay -----L, 60-77
 2-6 Murray State -----W, 66-62
 2-8 at Morehead State -----L, 68-83
 2-9 at Eastern Kentucky -----L, 44-81
 2-15 Tennessee Tech -----L, 67-85
 2-17 Middle Tennessee -----L, 63-78
 2-20 at UT Martin -----L, 60-61
 2-22 at Eastern Illinois -----L, 54-89
 @ = Othakian Shootout (Cape Girardeau)

1997-98

8-19, 5-13 OVC

11-15 UW-Milwaukee -----L, 56-71
 11-20 at Missouri -----L, 53-76
 11-25 Western Illinois -----W, 70-68
 11-28 Nevada # -----L, 52-69
 11-29 Texas-El Paso # -----L, 50-67
 12-3 at Tulsa -----L, 71-74
 12-6 Austin Peay -----W, 77-76
 12-8 Tennessee State -----W, 74-65
 12-13 Oakland City -----W, 65-47
 1-3 at Morehead St. -----L, 95-98 (OT)
 1-5 at Eastern Kentucky -----L, 58-97
 1-10 Middle Tennessee -----L, 71-89
 1-12 Tennessee Tech -----L, 60-66

YEAR-BY-YEAR RESULTS



1-14 at Tennessee State ---L, 39-73
 1-17 at Murray State -----W, 74-65
 1-19 at UT Martin -----L, 58-80
 1-24 Eastern Illinois -----W, 48-41
 1-31 Eastern Kentucky -----L, 77-86
 2-2 Morehead State W, 82-74 (OT)
 2-4 at Austin Peay -----L, 58-69
 2-7 at Middle Tennessee ---L, 67-95
 2-9 at Tennessee Tech -----L, 52-65
 2-11 Belmont -----W, 63-61
 2-14 Murray State -----L, 65-66
 2-16 UT Martin -----L, 64-79
 2-21 at Eastern Illinois -----L, 54-72
OVC Tournament
 2-24 at Eastern Ky. -----L, 75-92
 # = Holiday Inn Classic (Reno, Nev.)

1998-99

19-9, 13-5 OVC

11-14 Christian Brothers --W, 94-51
 11-21 at Indiana State -----L, 56-81
 11-24 Missouri -----W, 90-71
 11-27 vs. Alcorn State @ --L, 59-66
 11-28 vs. UT-Pan Am @ --W, 77-53
 12-3 Tulsa -----W, 80-63
 12-5 at Tennessee State --W, 63-48
 12-8 Oakland City -----W, 81-53
 12-12 at Austin Peay -----W, 69-55
 1-2 EKU. -----W, 101-93 (2ot)
 1-4 Morehead State -----W, 65-58
 1-7 at Middle Tenn. -----L, 75-82
 1-9 at Tennessee Tech -----L, 64-82
 1-12 Austin Peay -----W, 76-56
 1-14 Murray State -----W, 78-59
 1-16 UT Martin -----W, 75-55
 1-21 at Belmont -----L, 57-70
 1-23 at Eastern Illinois -----W, 75-64
 1-25 at Eastern Ky. -----L, 61-62
 1-30 at Morehead St. ---W, 104-70
 2-2 Tennessee State -----W, 74-71
 2-4 Middle Tennessee -----W, 76-73
 2-6 Tennessee Tech -----W, 74-70
 2-11 at Murray State -----L, 63-64
 2-13 at UT Martin -----L, 70-84
 2-20 Eastern Illinois -----W, 101-86

OVC Tournament

2-23 Murray State -----W, 66-60
 2-27 Tennessee Tech -----L, 62-73
 @ = Chateau Charles Cowgirl Classic (Lake Charles, La.)

1999-00

12-16, 7-11 OVC

11-19 vs. Miss. Valley St.! W, 77-42
 11-20 at Arkansas State! ---L, 69-74
 11-23 UMKC -----W, 70-71**
 11-27 vs. Louisiana Tech # L, 54-96
 11-28 at UNLV # -----L, 58-69
 12-2 at Tennessee Tech ---L, 61-65
 12-4 at Middle Tenn. -L, 81-85 (OT)
 12-7 Oakland City -----W, 83-72
 12-10 Indiana State -----L, 58-77
 1-3 at Ark.-Little Rock-W, 80-78 (OT)
 1-6 Tennessee State -----W, 58-46
 1-8 Austin Peay -----W, 74-72
 1-13 at UT Martin -----L, 65-71
 1-15 at Murray State -----L, 49-54
 1-18 Tennessee Tech -----L, 65-82

1-22 Eastern Illinois -----W, 83-70
 1-27 Morehead State -----W, 85-62
 1-29 Eastern Kentucky ---W, 87-66
 2-3 at Tennessee State ---L, 60-65
 2-5 at Austin Peay -----L, 71-95
 2-8 Middle Tennessee -----L, 58-67
 2-10 UT Martin -----L, 64-74
 2-12 Murray State -----L, 55-66
 2-16 Belmont -----W, 87-72
 2-19 at Eastern Illinois ---W, 89-75
 2-24 at Morehead State ---W, 82-76
 2-26 at Eastern Ky. ---L, 86-91 (OT)

OVC Tournament

2-29 Middle Tennessee ---L, 57-76
 != Arkansas St. Lady Indian Invitational
 # = UNLV Lady Rebel Shootout (Las Vegas)
 **= UMKC played with ineligible players, thus Southeast was given the win. It does not however affect Coach Arzen's overall record.

2000-01

14-13, 9-7 OVC

11-17 Missouri Baptist -----W, 83-53
 11-21 at UMKC -----W, 65-48
 11-25 vs. New Mexico St. #L, 58-67
 11-26 vs. Eastern Wash. # L, 64-67
 11-29 Lipscomb -----L, 60-61
 12-4 at Miss. Valley St.-L, 63-69 (OT)
 12-6 Oakland City -----W, 88-47
 12-9 at Belmont -----W, 81-72
 12-30 Miss. Valley St. ---W, 78-44
 1-2 Arkansas-Little Rock ---L, 55-76
 1-4 at Tennessee State ---W, 82-80
 1-6 at Austin Peay -----W, 87-80
 1-9 Tennessee Tech -----L, 79-80
 1-11 Murray State -----W, 74-66
 1-13 Tennessee-Martin ---W, 79-66
 1-20 at Eastern Illinois ---W, 77-71
 1-27 at Morehead State ---W, 67-66
 1-29 at Eastern Kentucky --L, 82-89
 2-1 Austin Peay -----L, 66-67
 2-3 Tennessee State -----W, 95-84
 2-6 at Tennessee Tech ---L, 75-89
 2-8 at Murray State -----L, 61-62
 2-10 at Tennessee-Martin-W, 80-67
 2-17 Eastern Illinois -----L, 47-70
 2-22 Eastern Kentucky ---L, 82-91
 2-24 Morehead State -----W, 81-61

OVC Tournament

2-27 Tennessee-Martin ---L, 63-68
 # = Fresno State Classic (Fresno, Calif.)

2001-02

16-12, 8-8 OVC

11-16 Montana \$ -----L, 63-78
 11-17 Texas-Pan America \$ -----W, 72-55
 11-20 Oakland City -----W, 80-66
 11-24 Southern Illinois ---W, 81-70
 11-27 at Lipscomb -----L, 60-61
 11-30 TAMU-Corpus Christi # -L, 63-69
 12-1 Missouri # -----L, 62-80
 12-5 at Northern Illinois ---L, 63-71
 12-8 Samford -----W, 90-41
 1-2 Missouri Baptist -----W, 70-53

1-5 at Eastern Illinois* -----W, 77-68
 1-8 Tennessee Tech* -----L, 77-80
 1-10 Eastern Kentucky* ---L, 67-94
 1-12 Morehead State* -----L, 70-79
 1-14 Tennessee State* ---L, 79-80
 1-17 at Tennessee-Martin*W, 77-53
 1-19 at Murray State* ---W, 64-59
 1-23 IPFW -----W, 71-55
 1-26 Austin Peay* -----W, 86-67
 1-31 at Tennessee State*--L, 73-77
 2-2 at Tennessee Tech* ---L, 79-88
 2-7 at Morehead State* ---L, 72-79
 2-9 at Eastern Kentucky* --L, 73-82
 2-14 Tennessee-Martin*---W, 61-51
 2-16 Murray State* -----W, 72-64
 2-18 Eastern Illinois* ---W, 79-51
 2-23 at Austin Peay* -----W, 80-68

OVC Tournament

2-26 at Austin Peay* -----L, 67-76
 * = Ohio Valley Conference Game
 # = Texas-Pan Am Classic (Edinburg, Tex.)
 \$ = Lady Tiger Tournament (Columbia, Mo.)



B.J. Smith

35-41 (.460) - 4 Seasons

YR	W	L	PCT
02-03	19	11	.633
03-04	16	13	.552
04-05	0	8	.000
05-06	0	9	.000

2002-03

19-11, 11-5 OVC

11-22 Henderson State W, 85-55
 11-26 at SW Missouri L, 76-85
 11-29 at UW-Green Bay # L, 49-74
 11-30 vs. Quinnipiac # W, 93-87(OT)
 12-5 Lipscomb W, 71-50
 12-7 at Samford W, 89-48
 12-16 Oakland City W, 90-42
 12-20 vs. Indiana State % L, 71-82
 12-21 vs. Gardner-Webb % W, 98-63
 12-28 at Oklahoma L, 59-87
 1-4 Eastern Illinois* W, 74-59
 1-11 at Morehead State* W, 83-63
 1-13 at Eastern Kentucky* L, 77-88
 1-18 Murray State* W, 82-69
 1-20 Tennessee-Martin* W, 70-49
 1-25 at Austin Peay* L, 45-58
 1-30 at Eastern Illinois* W, 82-64
 2-1 Tennessee Tech W, 86-80
 2-3 Tennessee State* W, 77-84
 2-8 Eastern Kentucky* L, 75-81
 2-10 Morehead State* W, 78-64
 2-12 at IPFW L, 87-90 (OT)

2-15 at Murray State* W, 62-53
 2-17 at Tennessee-Martin* L, 59-60
 2-22 Austin Peay* L, 78-80
 2-27 at Tennessee Tech* W, 76-72
 3-1 at Tennessee State* W, 81-72
OVC Tournament
 3-4 Eastern Illinois W, 79-76
 3-7 vs. Tenn. Tech W, 78-65
 3-8 vs. Austin Peay L, 61-85
 * = Ohio Valley Conference Game
 # = UWGB Tour. (Green Bay, Wis.)

2003-04

16-13, 10-6 OVC

11-14 vs. Utah # L, 65-76
 11-21 Southern Illinois W, 73-64
 11-24 at Oklahoma L, 48-83
 11-28 vs. Bowling Gr'n@ L, 60-70
 11-29 vs. P.V. A&M @ W, 85-38
 12-6 So. Arkansas W, 84-57
 12-15 Northern Illinois W, 59-57
 12-20 at Lipscomb L, 47-52
 12-23 at SW Mo. State L, 59-87
 12-30 vs. Kansas St. \$ L, 42-78
 12-31 vs. Alcorn St. \$ W, 73-63
 1-8 Austin Peay* L, 54-64
 1-10 Tenn. Tech* W, 102-90
 1-13 at EIU* W, 79-66
 1-15 Tenn. State* W, 102-45
 1-22 at Tenn. Tech* L, 57-65
 1-24 at Austin Peay* L, 65-68
 1-29 at J'ville State* L, 83-95
 1-31 at Samford* W, 71-53
 2-5 Tenn.-Martin* W, 83-60
 2-7 Murray State* W, 74-60
 2-10 Eastern Illinois* W, 77-76
 2-14 at Tenn. State* W, 87-58
 2-19 E. Kentucky* W, 88-78
 2-21 Morehead State* W, 88-62
 2-26 at Murray State* L, 59-64
 2-28 at Tenn.-Martin* L, 75-78

OVC Tournament

3-2 Murray State W, 76-51
 3-5 vs. Austin Peay L, 55-72
 * = Ohio Valley Conference Game
 # = Preseason WNIT
 @ = Texas-Corpus Christi Tournament
 \$ = UTSA Classic

2004-05

0-8, 0-2 OVC<

2005-06

0-9, 0-4 OVC<

NOTE

< = Redhawks had to vacate their wins from the 2004-05 (22 wins) and the 2005-06 (22 wins) seasons due to NCAA penalties.



YEAR-BY-YEAR RESULTS



John Ishee

69-53 (.565) - 4 Seasons

YR	W	L	PCT
06-07	24	8	.658
07-08	23	9	.719
08-09	15	15	.500
09-10	7	21	.025

2006-07

24-8, 16-4 OVC

11-11 at Tulsa -----L, 54-67
 11-14 Central Arkansas ---W, 64-60
 11-17 Florida State -----L, 50-64
 11-21 Harris-Stowe -----W, 101-78
 12-2 at Baylor -----L, 47-81
 12-7 at Tennessee State --W, 67-53
 12-9 at Tennessee Tech ---L, 58-59
 12-15 E. Tenn. State ---W, 73-68
 12-17 Jacksonville State*-W, 90-83
 12-19 Samford*-----W, 70-66 (OT)
 12-22 at Buffalo -----W, 61-50
 12-28 Martin Methodist ---W, 93-53
 1-2 at Eastern Ky.*-----W, 64-62
 1-4 Eastern Illinois*-----W, 77-60
 1-8 at Murray State*-----W, 67-61
 1-13 at Austin Peay*-----L, 60-75
 1-18 Tennessee State*---W, 64-46
 1-20 Tennessee Tech*---W, 77-52
 1-24 at Morehead State*---L, 58-68
 1-27 Murray State* W, 66-63 (2 OT)
 1-29 Austin Peay*-----W, 67-56
 2-3 at Tenn.-Martin*-----L, 54-63
 2-8 Morehead State*-----W, 84-70
 2-10 Eastern Kentucky*---W, 73-72
 2-14 at Eastern Illinois*---W, 63-42
 2-17 Tennessee-Martin*---W, 58-52
 2-22 at Samford -----W, 66-58
 2-24 at Jacksonville St.---W, 85-50

OVC Tournament

2-28 Austin Peay -----W, 58-54
 3-2 vs. Samford -----W, 57-51
 3-3 vs. Murray State -----W, 62-60

NCAA Tournament^

3-17 Oklahoma -----L, 60-74
 * = OVC Game

2007-08

23-9, 17-3 OVC

11-10 Tulsa -----W, 67-45
 11-13 Henderson State ---W, 59-58
 11-17 at Central Arkansas W, 91-60
 11-20 Cumberland -----W, 73-57
 11-23 vs Texas State -----L, 80-47
 11-24 vs Northern Colorado L, 60-49
 11-29 Baylor -----L, 81-51
 12-2 at Purdue -----L, 51-41
 12-6 Tennessee State*---L, 61-49
 12-8 Tennessee Tech*---W, 66-60
 12-18 at Samford*-----W, 69-60
 12-20 at Jacksonville State*W, 83-71
 12-29 Buffalo -----W, 67-45
 1-5 at Eastern Illinois*---W, 55-51
 1-7 Murray State*-----L, 71-68
 1-12 at Austin Peay*-----W, 70-54
 1-17 at Tennessee State*-W, 70-51
 1-19 at Tennessee Tech*--W, 49-39

1-24 Morehead State*-----W, 66-58
 1-26 at Murray State*-----W, 81-74
 2-2 UT Martin*-----W, 58-51 (OT)
 2-7 at Morehead State*---W, 50-48
 2-9 at Eastern Kentucky*-W, 72-67
 2-14 Eastern Illinois*-----W, 46-41
 2-16 at UT Martin*-----W, 53-43
 2-20 Austin Peay*-----W, 67-47
 2-23 Eastern Kentucky*---W, 68-52
 2-28 Samford*-----L, 73-50
 3-1 Jacksonville State*---W, 85-42

OVC Tournament

3-4 Jacksonville State ---W, 67-45
 3-7 vs. Eastern Illinois -----L, 52-40

WNIT

3-20 at Evansville -----L, 60-58
 * = OVC Game

2008-09

15-15, 10-8 OVC

11-14 Missouri State -----W, 67-64
 11-18 Central Arkansas ---W, 60-41
 11-21 Ark Little Rock -----W, 57-45
 11-25 at Florida State -----L, 31-62
 11-28 Indiana State -----L, 72-75
 12-4 Austin Peay*-----L, 50-61
 12-6 Tennessee State*-----L, 55-59
 12-10 Bethel College -----W, 73-54
 12-13 at Southern Miss ---L, 47-64
 12-20 vs Providence \$-----L, 59-67
 12-21 vs Alabama State \$-L, 53-60
 12-29 at Missouri -----L, 31-60
 1-3 at Tennessee Tech*---W, 56-41
 1-5 at Jacksonville State*-W, 82-60
 1-10 Eastern Illinois*---W, 58-51
 1-15 Morehead State*-----L, 68-74
 1-17 Eastern Kentucky*---W, 71-54
 1-22 at UT Martin*-----W, 62-54
 1-24 at Murray State*-----L, 65-80
 1-29 Jacksonville State*--W, 57-37
 1-31 Tennessee Tech*-----W, 61-55
 2-4 Harris-Stowe -----W, 73-45
 2-7 at Eastern Illinois*---L, 53-73
 2-12 at Eastern Kentucky*--W, 66-56
 2-14 at Morehead State*--L, 54-55
 2-19 Murray State*-----W, 69-51
 2-21 UT Martin*-----W, 58-39
 2-26 at Tennessee State*-L, 54-70
 2-28 at Austin Peay* -L, 74-80 (OT)

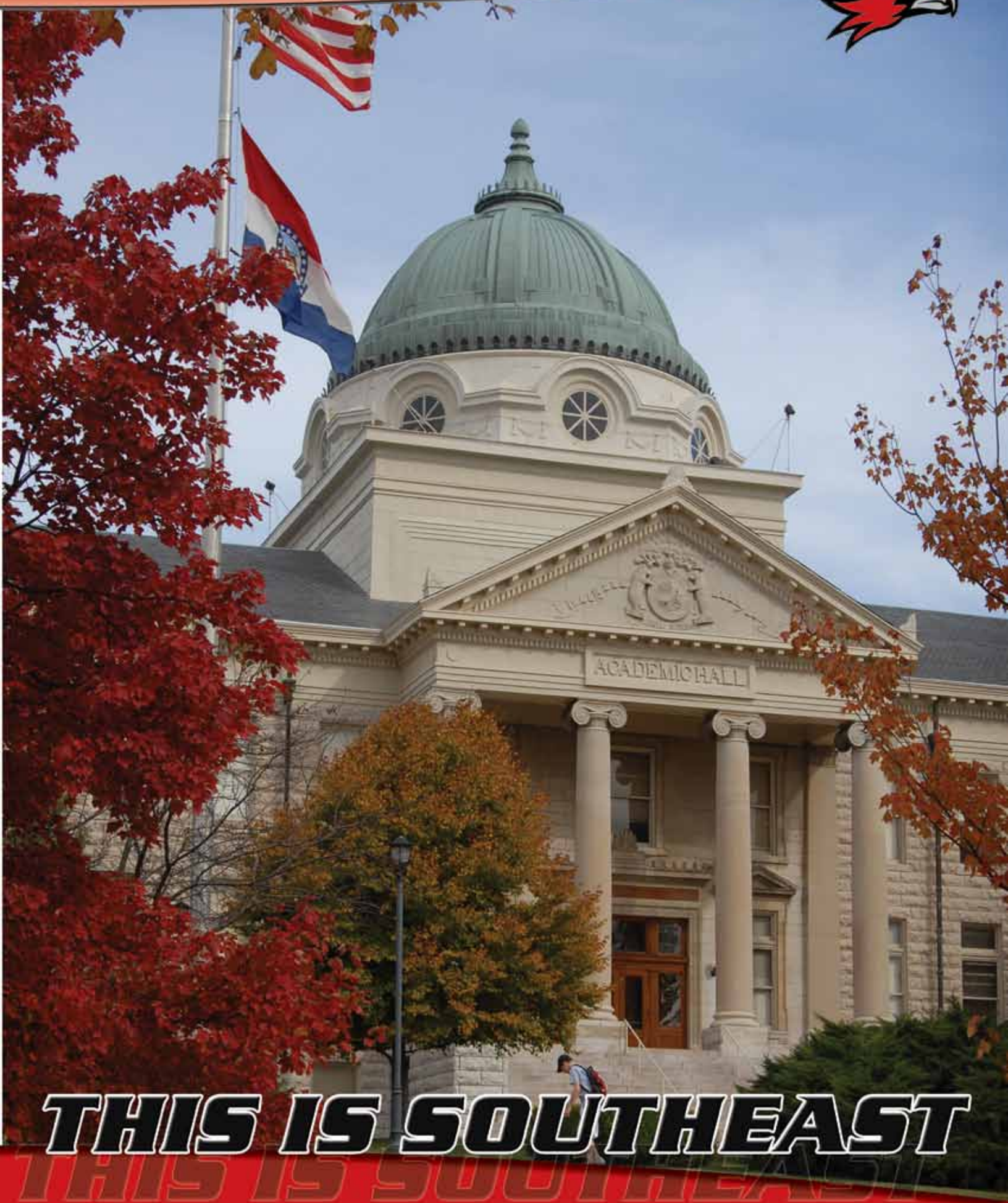
OVC Tournament

3-3 at Tennessee State*---L, 66-77

2009-10

7-21, 4-14 OVC

11-13 UMSL -----W, 66-53
 11-16 Southern Miss -----W, 73-63
 11-21 at Missouri State ---L, 46-72
 11-24 at Indiana State ---L, 28-72
 11-29 Green Bay -----L, 50-88
 12-3 at Austin Peay*-----L, 63-76
 12-5 at Tennessee State*-L, 50-54
 12-9 Bethel College -----W, 73-60
 12-12 UT Arlington -----L, 54-66
 12-19 at Central Arkansas-L, 64-72
 12-28 at Ark Little Rock ---L, 55-87
 1-2 Tennessee Tech*-----W, 61-56
 1-4 Jacksonville State*---W, 56-53
 1-9 at Eastern Illinois*---L, 39-67
 1-14 at Morehead State*---L, 37-75
 1-16 at Eastern Kentucky*-W, 43-41
 1-21 UT Martin*-----L, 46-49
 1-23 Murray State*-----L, 72-90
 1-28 at Jacksonville State*-W, 52-47
 1-30 at Tennessee Tech*---L, 56-59
 2-2 SIU Edwardsville ---L, 57-59
 2-6 Eastern Illinois*-----L, 41-71
 2-11 Eastern Kentucky*---L, 45-50
 2-13 Morehead State*-----L, 50-65
 2-18 at Murray State*-----L, 52-61
 2-20 at UT Martin*-----L, 43-65
 2-25 Tennessee State*---L, 53-76
 2-27 Austin Peay*-----L, 60-77



THIS IS SOUTHEAST



At Southeast Missouri State University, we are committed to providing you with the programs and services you need to become a truly successful student.

Our academics combine the best of old traditions with technology of the future. Career training and broad-based liberal arts education emphasize writing and critical thinking, which are required in all occupations. In addition, hands-on learning opportunities and internships in every major prepare you for your first job.

With more than 1,600 undergraduate courses, we teach everything from the classics to robotics. This extensive curriculum offers unique opportunities—pre-medical students take fine arts courses; musicians confront computers; nutrition majors crunch numbers in statistics courses and scientists play the trombone.

Across the curriculum, technology enhances learning—in language labs, in the management of stock portfolios, in practicing the latest nursing techniques, in chemistry, in graphic design, in education, in sophisticated science labs and at the new River Campus.

You may chose from more than 200 areas of study and many programs that have additional, prestigious accreditations from national and international organizations. This is important because it means you can study a variety of subjects, choose from numerous majors, and meet people who are pursuing a range of interesting careers. Unlike a liberal arts institution or an engineering school whose mission is very specific, you can stay at Southeast and change your mind about your major or enhance your career potential by adding a double or even a triple major.

With an enrollment of nearly 11,000, our academic programs blend the advantages of a large institution with an emphasis on small class sizes that makes learning interactive and fun. Classroom activity has reached a new level of productivity, as students are brighter and more prepared than ever. Enrollment is at an all-time high. ACT scores are up. In addition, the number of students who qualify for (and receive) a Southeast merit scholarship has grown by 44 percent (340 to 490) in the last five years.

The impact on the Honors Program has been dramatic with more students than ever choosing to participate in and to complete the honors curriculum. All of this means that Southeast has become Missouri's most academically competitive public regional university!



Connecting Students with Employers

That's what the
Office of Career Linkages
does!



Explore Missouri's Most Academically Competitive Public Regional University.

We have...

- ▶ Controlled class sizes (25-30 even in the freshman year)
- ▶ Faculty with PhDs who teach your classes
- ▶ More than 200 areas of study
- ▶ Wired (and wireless) classrooms and best-of-class technology
- ▶ Internships and real-world learning offered in 100 percent of programs
- ▶ Study-abroad opportunities that take you almost anywhere

We are...

- ▶ Division I athletics
- ▶ Listed among the Midwest's top universities
- ▶ One of the safest college campuses in the nation
- ▶ Conveniently located 120 miles south of St. Louis
- ▶ A medium-sized university with nearly 11,000 students
- ▶ Comprised of nine colleges and schools

We provide...

- ▶ Choices in the University Studies (general education) classes you take
- ▶ The newest residence halls in Missouri and choices in living
- ▶ 150 organizations that keep you busy after class
- ▶ Each student with two advisors—academic and career
- ▶ Fraternities and sororities that are productive, service-minded and fun
- ▶ Student aquatic center in one of our two recreation centers



U.S. News & World Report (2009 edition) named Southeast as one of the "Best Master's-Granting Colleges" among only 21 other public Midwest universities.

Small classes are a priority at Southeast. Less than 1 percent of courses seat more than 50 students, with the majority of first-year courses capped at 25 to 30 students.

Students say the most important reason they attend college is to get a better job. To prepare you for your career, all Southeast students have two advisors: academic and career.

Building on that combination, we take career preparation to a new level. With proficiency checks in place, we ensure you graduate with the knowledge and skills to land your dream job.

Here's how it works. You first

complete a FOCUS assessment to match your interests with your skills and talents. Afterward, you sit down with one of a half-dozen career counselors to discuss your goals and options.

You learn to prepare a resume and cover letter, as well as how to find employers and conduct effective interviews. Later in your program, our team of professionals, including a full-time campus internship coordinator and

a career specialist located in St. Louis, helps you identify internships and career opportunities.

Before you know it, you will graduate and earn that first paycheck!

The Bottom Line. Our proactive approach works and has attracted the attention of others in our state and around the country. Our students graduate with confidence and with the tools to start their careers.





Donald L. Harrison College of Business



Our increasingly popular business programs have made us one of the major colleges of business in the Midwest. The Donald L. Harrison College of Business is accredited by AACSB International—the gold standard of business school accreditation—an honor held by only 10 percent of institutions offering business degrees worldwide.

Unlike many universities, our controlled class size lets you learn from faculty who provide personal attention to make your college career productive. Few universities our size—10,800 students overall—offer you a business program with only 21 students per professor in business classes. You get a virtually private education at a public university price.

The combination of expert faculty, the latest technology and our spacious business building combine

to give you the best college experience. Teaching and learning extend beyond desktop computers to anytime, anyplace, anywhere via iPods, laptops and other wireless devices. Class materials are accessed through podcasting/vodcasting in MP3, MP4, RSS or Atom formats, with new technologies developing rapidly. Dempster Hall is a wireless Internet environment.

One hundred percent of our students have the opportunity to participate in internship programs with companies nationwide and are an important part of our curriculum. Active learning occurs throughout your time here. Students work on team projects with local and regional companies, manage a real-life financial portfolio, and visit the New York Stock Exchange or the Chicago Board of Trade, as well as participate in the International Business Study Tour.

College of Education



For more than a century, Southeast has been preparing and sustaining some of the nation's brightest and best teachers. Moreover, we have a record of accomplishment to prove it. Consider these accolades received over the years:

Our education program is fully accredited by the National Council of Teacher Education (NCATE), which sets the highest standards for teacher education programs nationwide.

The American Association of State Colleges and Universities (AASCU) featured Southeast as one of 20 national model programs.

Our program was accepted into the prestigious Renaissance Group of Institutions.

The American Association of Colleges for Teacher Education (AACTE) presented the college with the "Best Practice Award for Global and International Teacher Education."

Southeast is one of only 33 institutions nationwide

selected to be part of the White House Conference on Education, an honor no other Missouri institution has received.

Because you begin assisting and observing in area classrooms starting in your first year, you accumulate more teaching practice and knowledge than graduates from other universities. This approach gives you a distinct advantage in the job market. It also gives you confidence as you step into the classroom for your first job.

You experience a variety of teaching settings culminating with a full semester of student teaching during your senior year—not the traditional 8 or 9 weeks, but 16 full weeks of actual on-the-job training. This experience can be in one of more than 50 countries in Asia, Latin America, Africa, Europe, the South Pacific and the Middle East, or in a Native American school in the United States. Of course, you can request to student teach in your hometown or somewhere nearby.

College of

Health and Human Services



College of

Liberal Arts



A strength of the College of Health and Human Services is the fact that, although there are diverse academic offerings, all programs potentially lead to a career that significantly and positively impact the lives of individuals and families. The college is comprised of the following academic program areas:

Aerospace Studies is one of three such programs in Missouri. The Southeast Air Force ROTC has received the Air Force Outstanding Unit Award as one of the best ROTC units in the nation.

Communication Disorders provides students with a broad-based theoretical foundation in communication disorders. The graduate program in speech-language pathology is accredited by the Council of Academic Accreditation of the American Speech-Language-Hearing Association.

Criminal Justice and Sociology has an internship program for criminal justice majors which provides students with an opportunity to observe professionals in their fields and with practical job experience. The Sociology Program offers both the bachelor of arts and bachelor of science degrees, as well as minors in sociology and criminology.

Health, Human Performance and Recreation offers a variety of programs that prepare professionals to make an impact on health throughout the lifespan.

Human Environmental Studies offers diverse programs to improve the quality of life of children, individuals and families.

Nursing offers students internships and clinical opportunities that give hands-on experience beginning their junior year. Our program is nationally accredited by the Commission on Collegiate Nursing Education. Social Work prepares students for beginning generalist social work practice. The final semester is spent in field practicum actually working with clients. The Social Work program at Southeast Missouri State University is fully accredited by the Council of Social Work Education.

An education in the liberal arts gives you broad-based training for careers in business, the arts, media, education and the legal profession.

Southeast joined 112 other institutions worldwide in securing prestigious mass communication program accreditation by the Accrediting Council on Education in Journalism and Mass Communications (ACEJMC). Only one other institution in Missouri, the University of Missouri-Columbia, has this elite accreditation.

In addition, our public relations program is one of only 20 institutions—none in Missouri—that holds certification by the Public Relations Society of America (PRSA). Only nine other institutions in the world have recognition from both ACEJMC and PRSA for their mass communication program.

Our certified historic preservation program is one of a few U.S. programs that offer a four-year degree. Foreign Languages is recognized by the Association of Departments of Foreign Languages as one of the nation's 30 model programs for foreign language education.

Our pre-law program provides a comprehensive foundation to study law. During the last five years, Southeast's pre-law students have exceeded the national LSAT average score, and their placement rate in law school approaches 100 percent.

If you are a budding author or simply love English, you will be surrounded by a world of writing and publishing when you become part of a campus community of writer-publishers. Anthropology majors explore what it means to be a human in cultures past and present. Philosophy majors contemplate theories of past and present as they build a foundation for non-technical careers or for law school. Surveys indicate oral and communication skills are a high priority for employers in today's workplace. Gain these skills in communication studies and corporate communications through courses in debate, public speaking and interpersonal communication, as well as leadership and team building.



College of

Science and Mathematics

Many of the jobs of tomorrow are yet to be discovered! Faculty and students are at the forefront of new technology, research and solutions to many of the world's health and wealth issues. Astronauts, biologists, chemists, computer scientists, engineers and health care professionals have a bright career outlook.

Personalized study and research are a feature of the biology curriculum. Pre-med is one of our most popular programs. Our curriculum is designed to prepare you for the MCAT (Medical College Admission Test). The results are definitive—our students are accepted to medical school at a rate that is well above the national average.

If you major in chemistry, you benefit from a degree program certified by the American Chemical Society. Southeast students consistently score at or above the 70th percentile on the Major Field Achievement Test in Chemistry.

Computer science and database management are

among the most rapidly growing fields of the future, and our graduates enjoyed a 100 percent placement rate over the past five years.

The Department of Mathematics at Southeast, in addition to preparing students for careers in pure and applied mathematics, also offers strong preparation for math-related careers in business, government and teaching.

Our environmental science program is interdisciplinary with areas of emphasis in biology, business, chemistry, environmental health, geoprocessing and soils, and policy and communication.

Our engineering physics program is nationally accredited by the Accrediting Board of Engineering and Technology (ABET), which greatly improves your employment opportunities. ABET is the sole accrediting body of engineering programs

School of

Polytechnic Studies



Southeast's School of Polytechnic Studies offers industrial and agricultural study. The Otto and Della Seabaugh Polytechnic Building features more than 80,000 square feet of classroom and laboratory space, an auditorium with teleconferencing and interactive television capabilities, fully networked computer labs, and an industrial space that serves training and research needs. You will learn with the latest high-tech equipment in 14 laboratories and in classrooms with multimedia instructional technology. A Technology Resource Center promotes interaction with area industries.

Agriculture students have labs such as the beautiful 252-acre David M. Barton Agriculture Research Center, utilizing the latest in row crop research and beef production technology. The 11,000-square-foot climate-controlled Charles L. Hutson Horticulture Greenhouse, a 110-acre rice research station, a new irrigated turf plots facility, a sustainable garden and a modern soil fertility laboratory also help students with hands-on learning.

Earl and Margie Holland School of

Visual and Performing Arts



Southeast's River Campus is Missouri's only separate campus dedicated exclusively to art, dance, music and theatre. Overlooking the Mississippi River, a Cultural Arts Center and transformed Seminary Building are now home to the Earl and Margie Holland School of Visual and Performing Arts.

Five interconnected art studios, two computerized looms and projected digital photography, as well as two presses in the printmaking studio give artists all that's needed for their creativity.

Performing in the Donald C. Bedell Performance Hall matches the standards of great theatres in New York and Chicago. Adjacent scene and costume shops, as well as dressing rooms, allow theatre and dance students to experience the broad world of theatre.

Music students enjoy 11 soundproof music studios and the Robert F. and Gertrude L. Shuck Music Recital Hall, a striking room with world-class acoustics.



Living on Campus

Living on campus is an integral part of the college experience. Students who live in one of Southeast's 13 residence halls eat their meals in one of nine dining areas, study in the lounges or computer labs, and sleep—when there's time!

Southeast's residence halls come in many different styles including community-style, suite-style, group living and apartments. Generally, students share a double room with a roommate. This arrangement gives new students opportunities to meet other students and to get to know the campus. Each floor or wing is staffed with a community advisor who is available to connect you to University resources.

You have many choices about where you will live including suite-style living with a private bath, walk-in closet and laundry facilities on each floor. Your residence has the necessary furniture, but the makeover begins when you make it your own with plants, posters, pictures, etc. Each room has access to long-distance telephone service, voicemail and 24-hour Internet access.

Dining on campus isn't just grabbing fast food and running—it can be a culinary experience! Students living in the residence halls can choose from dining areas open from early morning to midnight. There's always someplace to pick up a bagel, salad or pizza, or it can be an opportunity to enjoy a meal with friends and have a lively discussion about today's psychology lecture.



The University Center, Southeast's campus union, provides space for meetings, food service, a bookstore, computer labs and much, much more.



Enjoy a sub, a cup of cappuccino or a full course meal at one of nine dining and retail areas on campus.

Many consider Southeast's residence halls to be the best in Missouri.



Cheney Hall



Dearmont Hall



Henderson Hall



Myers Hall



Towers Complex



Vandiver Hall

New Hall



PRESIDENT DR. KENNETH W. DOBBINS



Dr. Kenneth W. Dobbins became the seventeenth president of Southeast Missouri State University on July 1, 1999, after serving in several positions in higher education administration both at Kent State University in Ohio and at Southeast.

During his tenure at Southeast, academic programs have been enhanced, including establishment of a School of Polytechnic Studies and the Earl and Margie Holland School of Visual and Performing Arts which opened in Fall 2007 on the new \$50 million River Campus. The Donald L. Harrison College of Business has been recognized for the last five years by a Princeton Review publication as one of the best business schools in the nation and GetEducated.com, a consumer watchdog group

that reviews and ranks online universities for cost, quality, and credibility has ranked Southeast Missouri State University #1 in the nation for affordability overall for its online MBA. The Department of Industrial and Engineering Technology recently received its initial ABET accreditation.

Enrollment has increased significantly since 1994 when some 7,900 students attended Southeast. In Fall 2005, enrollment topped 10,000 for the first time, and stood at more than 10,900 in 2009. Record enrollments in higher education have occurred in the University's 25-county service region during his tenure due to the establishment of new regional campuses in Sikeston and Kennett and a higher education center at Perryville serving place-bound students in and near those rural communities.

An innovation center and business incubator to promote entrepreneurship and enhance the region's economy opened on the campus in 2005; a University Technology Village is being planned on the 400-acre former University farm on Interstate-55 and the Department of Agriculture has relocated the farm to a new site; a comprehensive review of all academic and non-academic programs has been accomplished to maintain quality and minimize student fee increases in the face of significant state appropriation reductions; and capital construction projects totaling over \$200 million have been completed to expand and modernize the University's physical plant.

Dr. Dobbins has served a two-year term as president of the Missouri Council on Public Higher Education (COPHE), the organization for presidents and chancellors of Missouri's public colleges and universities. In 2007, he was selected to serve a three-year term on the American Association of State Colleges and Universities (AASCU) Board of Directors. In 2008, he was elected Secretary-Treasurer of the organization, and currently serves as chair-elect of AASCU. For the past five years,

he has served as one of five faculty members for the AASCU New Presidents' Academy. He previously served three years as president of the Ohio Valley Conference and is currently a member of the Conference finance subcommittee. In addition, he is a vice president of the executive board of the Greater St. Louis Council, Boy Scouts of America.

He earned his B.S. degree in accounting from the University of Akron (Ohio) in 1971 and served as a commissioned officer and civilian executive in the U.S. Air Force for almost 10 years. He received the M.B.A. degree in 1979 from Old Dominion University (Virginia), and the Ph.D. in higher education administration in 1987 from Kent

State. He is also a Certified Public Accountant in Ohio.

From 1981 until 1991, Dr. Dobbins held several positions at Kent State. He came to Southeast in 1991 as Vice President for Finance and Administration, and served as Executive Vice President from July 1993 until his appointment as President six years later.

Dr. Dobbins and his wife, Jeanine Larson Dobbins, Founder and Director Emeritus of the Missouri Statewide Early Literacy Intervention Program based at Southeast, have a son, Paul, and a daughter-in-law, Stacey, who are both Southeast graduates, and a new grandson, Lincoln Kenneth Dobbins.

Southeast Missouri State University Board of Regents



Donald "Brad" Bedell
President



Albert Spradling
Vice President



Daren Todd



Reginald Dickson



Doyle Privett



James P. Limbaugh



Brian Kelly
Student Member



DIRECTOR OF ATHLETICS JOHN SHAFER



All it takes is five minutes to see how determined John Shafer is to build on the success of the Southeast Missouri State University Athletic Department.

Shafer has been at Southeast a little over a year and a lot of exciting things have happened since he first took over as Director of Athletics on February 1, 2009.

Academics, administration, community service and competition are Shafer's main points of emphasis, and Redhawk athletic programs excel in those areas.

Academically, the Department's grade point average continues to improve. Currently, 55 percent of Southeast's student-athletes have a 3.0 or better grade point average. A total of 21 carry a perfect 4.0 GPA out of 331 student-athletes/spirit groups. Additionally, the Redhawk gymnastics team won its third-consecutive National Academic Team Championship in 2009.

Administratively, Shafer made his first big hire when he announced Dickey Nutt as the Redhawks head men's basketball coach on March 12, 2009. Nutt revitalized the program in his first year at the helm.

Shafer also moved his administrative staff to a new location. The Director of Athletics, ticket, business, compliance, sports information, development and event management offices are now centrally located. These departments were housed in two areas prior to the move.

More importantly, Shafer

continues to address the need to control costs, find new ways to generate revenue and re-organize/modernize the Department of Athletics in order to be consistent with the best practices around the Ohio Valley Conference and across the country.

Compliance and facilities are also at the top of Shafer's list.

Shafer is providing more support in the compliance area which has enabled his staff to monitor and help coaches as it relates to following NCAA guidelines. In addition, he is constantly reviewing and monitoring facility upgrades. For instance, a new sound system was recently installed at Houck Stadium.

Shafer's tireless efforts have spread throughout the community, where his athletic teams are always visible.

The volleyball program raised over \$12,000 in this year's Dig For Life campaign which assists in the early detection and treatment of breast cancer. The Department of Athletics also helped raise money for the American Red Cross Haiti Relief and Development Fund. In addition, Shafer helped raise over \$10,000 for the Southeast Athletics Scholarship Fund at the 2010 Walk for Women's Athletics.

Shafer, 64, has worn many different hats throughout his career in college athletics.

He last served as a Director of Athletics at Eastern Kentucky University in 2003-04. In just one year, Shafer helped EKU establish a new academic record when 188 student-athletes were named Colonel Scholars. EKU also finished second for the Ohio Valley Conference Academic Award, as its men's programs nabbed the league's All-Sports Trophy and its women's teams garnered a share of that award. The Colonels, who won their first All-Sports Trophy since the mid-1990s, won conference titles in women's cross country and softball during that year.

Prior to his tenure at EKU, Shafer

held a number of different positions in the Southeastern Conference. He was the Director of Athletics at Mississippi from 1998-02, Senior Associate Athletic Director at the University of Georgia from 1982-98, Assistant Athletic Director for Business at Vanderbilt from 1981-82 and Assistant Business Manager, Football Administrative Assistant and Assistant Baseball Coach at Auburn.

While Shafer was at Ole Miss, the Rebels became the only Division I school in the nation to go to a football bowl game, men's basketball "Sweet Sixteen" and NCAA Baseball Regional in 2001. Shafer began a capital campaign that raised more than \$6 million for expansion and renovations to the school's athletic facilities.

At Georgia, Shafer worked under Director of Athletics and legendary football coach Vince Dooley. He coordinated and oversaw all men's and women's conference and NCAA events which the Bulldogs hosted. Shafer also served as the liaison between the Atlanta Olympic

Committee and the University of Georgia for the 1996 Summer Olympics. Responsibilities for that position included scheduling, supervising ticket operations, preparing a budget of more than \$23 million and managing its entire insurance program.

A native of Alexandria, Va., Shafer earned both his bachelor's degree in health, physical education and recreation, and master's degree in physical education from Auburn. After earning All-SEC honors as a shortstop, Shafer went on to play professional baseball in the Kansas City Royals organization from 1969-70.

Shafer and his wife, Dianne, celebrated their 40th Wedding Anniversary last December.

They have a son, Michael, daughter-in-law, Erin, and two granddaughters, Sophie (6) and Sumner (4). Michael, a 1994 graduate and former basketball player at William and Mary, is currently the head women's basketball coach at the University of Richmond.





WBCA *PinkZone*



The WBCA Pink Zone® initiative is a global, unified effort for the Women's Basketball Coaches Association's (WBCA) nation of coaches to assist in raising breast cancer awareness on the court, across campuses, in communities and beyond.

The WBCA began the WBCA Pink Zone®, formerly known as "Think Pink", in 2007 as an initiative to raise breast cancer awareness in women's basketball, on campuses and in communities. Kay Yow, former North Carolina State University head women's basketball coach, served as the catalyst for the initiative after her third recurrence of breast cancer in 2006. In 2007, more than 120 schools unified for this effort and helped make the inaugural year a success. In 2008, over 1,200 teams and organizations participated, reaching over 830,000 fans and raising over \$930,000 for breast cancer awareness and research. The 2009 campaign raised over \$1.3 million, reached over 912,000 fans, unified more than 1,600 participating teams and organizations, and saw 56+ schools break attendance records at their event. The WBCA's charity of choice is the Kay Yow/WBCA Cancer Fund®, in partnership with The V Foundation. The WBCA strongly encourages all donations from Pink Zone games to be given to this Fund.

On February 13, 2010 against conference rival Morehead State, the Redhawks participated in the Pink Zone campaign for the third-straight season.





THIS IS THE OVC



THIS IS THE OVC

Entering its 63rd year, the Ohio Valley Conference continues to build on the success that has made it the nation's eighth-oldest NCAA Division I conference. For only the second time in a decade, the Conference expanded by adding Southern Illinois University Edwardsville as the league's 11th member in 2008. The move expanded the OVC's geographical footprint to the St. Louis market and marked the first change in membership since expanding to the state of Alabama (Jacksonville State, Samford) in 2003.

The 2009-10 school year saw a change in leadership as Beth DeBauche was named the seventh full-time Commissioner in league history on July 28. She is currently one of just five females to be the head of a Division I conference, and one of just eight to lead a Division I conference all-time. The last three commissioners of the OVC have moved onto jobs as the commissioner of the Big Ten, Big 12 and the Mid-American Conferences.

The OVC's proud history dates back to 1948, but seeds for the new league were actually planted in 1941. It was then that Roy Stewart, the athletics director at Murray State, Charles (Turkey) Hughes, the athletics director at Eastern Kentucky, and Kelly Thompson, the public relations director at Western Kentucky, first broached the idea of forming a new conference. Discussions were put on hold by World War II, but reemerged Feb. 27-28, 1948 at the Kentucky Hotel in Louisville as the three original institutions combined with Morehead State, Louisville and Evansville to form the OVC.

In the 1950s, the OVC became a pioneer on a much more significant scale socially. During times of racial segregation, league member Morehead State became one of the first non-traditionally black mid-southern institution to accept a black student. In 1958, Marshall Banks earned athletically-related aid at Morehead, which signed a second black athlete, Howard Murphy, a year later. In 1961, Murphy earned all-conference recognition as a halfback in football. With racial barriers broken, the rest of the institutions in the league began to provide educational and athletic opportunities to African-Americans.

Through the past 62 years, 14 teams have won or shared the league's football title. The list is led by Eastern Kentucky, winner of 20 outright or shared football crowns, including both the 2007 and 2008 championships, as they compiled a 15-1 league record over that time period. Only one other Football Championship Subdivision school (UMass) has won more Conference titles than the Colonels. Among OVC teams, former member Middle Tennessee is next with 11 titles, followed by

Tennessee Tech with nine, and Murray State and former member Western Kentucky with eight apiece. Eastern Illinois has claimed five football crowns (including the 2009 title) while Jacksonville State, Morehead State, Tennessee State and former members Evansville and East Tennessee State have captured two apiece. Austin Peay, UT Martin (which captured its first crown in 2006) and former member Youngstown State have one title apiece.

Murray State and Evansville tied for the initial football championship, and the Racers participated in the first-ever bowl game by an OVC team, tying Sul Ross State 21-21 in the 1948 Tangerine Bowl. From 1948 to 1975, OVC teams played in 15 bowl games, winning eight of them. Eastern Kentucky and Western Kentucky were also participants in the NCAA Division II playoffs in the early and mid-1970s prior to the NCAA's reclassification of football programs into Division I-AA. The term "I-AA" lasted until the end of the 2006 season when it was changed to Division I Football Championship Subdivision (FCS).

The first Division I-AA/FCS football playoff was held in 1978 with only four teams, which is the only year through present day that the OVC did not field a playoff representative. In 1979, four of the nation's top teams were invited to the playoffs, and two of them - Eastern Kentucky and Murray State - were from the OVC. Murray dropped its semifinal game to Lehigh, but the Colonels nipped Nevada-Reno in double overtime and claimed the national championship a week later with a 30-7 victory over Lehigh. ECU was coached by former all-America quarterback Roy Kidd, who was in his 16th year at the helm of his alma mater and who skipped the Colonels to a second national title three years later. Following the 2002 season, Kidd retired after 39 years at ECU, a one-school tenure unmatched in all of Division I. Upon retirement, he ranked sixth all-time among Division I coaches with 315 victories, earning him a spot in the College Football Hall of Fame. ECU's 19 FCS playoff appearances are the second for the most all-time (behind only Montana).

In addition to Kidd, other coaching legends in the OVC include Charles (Bubber) Murphy, who coached at Middle Tennessee from 1947-1968, Western Kentucky's Jimmy Feix (1968-83), Wilburn Tucker (1954-67) and Don Wade (1968-82) of Tennessee Tech, Bill Ferguson (1967-77) of Murray State, Guy Penny (1959-67) of Morehead State and Boots Donnelly (1977-78 at Austin Peay; 1979-1998 at Middle Tennessee). Current Eastern Illinois head coach Bob Spoo has compiled 88 wins while his program has been a member of the

OVC; that currently ranks fifth all-time in league history.

A sampling of former OVC football stars, some of whom were All-Americans during their collegiate careers before achieving stardom at the professional ranks, include Jim Youngblood and Larry Schreiber (Tennessee Tech), Phil Simms (Morehead State), Virgil Livers and Dale Lindsey (Western Kentucky), Myron Guyton and Chad Bratzke (Eastern Kentucky), Cortland Finnegan (Samford) and Tony Romo (Eastern Illinois). In 2008, former Tennessee State standout Dominique Rodgers-Cromartie became just the fourth NFL First Round draft pick in OVC history when he was selected 16th overall by the Arizona Cardinals. He would break into the starting lineup halfway through his rookie season and started at cornerback for the Cardinals in Super Bowl XLIII. The OVC has had at least one former player named a NFL Pro Bowl selection in each of the past four seasons.

Football wasn't the only sport in which the OVC was quickly gaining respect. In 1955, the OVC became only the second six-member league nationally to earn an automatic bid to the prestigious NCAA Men's Basketball Tournament, which, at that time, was limited to only 24 participants. The Conference quickly proved worthy of that bid, as Morehead State defeated Marshall (107-92) and Wayne State (95-84) in the 1956 tournament.

Fifteen years later, former OVC member Western Kentucky became the first and only Conference team to reach the Final Four. The Hilltoppers defeated Jacksonville, Kentucky and Ohio State before losing to Villanova in double overtime. WKU went on to finish in third place after beating Kansas 77-75 in the consolation game.

Since that time, the OVC has recorded some of the biggest upsets in the history of the NCAA Tournament. Perhaps the most famous moment came in 1987, when Austin Peay came from fourth place in the regular season to win the OVC Tournament and earn the league's automatic bid. The Governors drew powerful Illinois, and were such big underdogs, that ESPN broadcaster Dick Vitale promised to stand on his head if APSU won the game. After a 68-67 victory over the Illini, and a narrow 90-87 overtime loss to eventual Final Four participant Providence in the second round, Vitale made good on his promise in a visit to Clarksville two months later.

Murray State added to the OVC's string of upsets in 1988 when it knocked off 14th-ranked North Carolina State, 78-75. The Racers' M&M Boys - Jeff Martin and Don Mann - combined for 39 points in the win.



MSU nearly went on to the Sweet 16 that year, losing to eventual national champion Kansas, 61-58. A bank shot by Mann that would've given the Racers a one-point lead rolled off the rim with three seconds left. In 1990 as a No. 16 seed, Murray State took No. 1 seed Michigan State into overtime before falling 75-71; that game still marks the closest a No. 16 seed has come to knocking off a No. 1 in men's tournament action. More recently, Murray State has dominated the OVC Tournament, reaching the championship game every year in the 1990's. The Racers' 14 OVC Tournament Championships are the most among all OVC schools.

After former member Middle Tennessee State won a first round game in 1989, the league had a drought as no other OVC team won a NCAA Tournament game for the next 19 years. But Morehead State, coming off a thrilling double overtime OVC Tournament victory over Austin Peay, topped Alabama State 58-43 in the Opening Round game at Flyer Arena in Dayton, Ohio. The game was played in front of an Opening Round record crowd of 11,346; that crowd included many MSU fans who made the three hour drive from Morehead for the game. The Eagles season would come to three days later when they lost to No. 1 overall seed Louisville, despite playing the Cardinals close for a majority of the game.

In 2009-10, Murray State made OVC history by winning a record 31 games (31-5) on its way to the league's regular season and tournament championship. In the first round of the NCAA Tournament, the No. 13 seed Racers topped Vanderbilt in thrilling fashion when senior Danero Thomas hit a jumper as time expired to lift MSU to a 66-65 victory. It marked the first OVC team to advance to the second round of the NCAA Tournament since 1989, and snapped a skid of 71-straight losses to Southeastern Conference foes (dating back to 2000-01). In the second round the Racers pushed eventual national runner-up Butler to the brink before losing 54-52.

Through its 62 years, 12 teams have won or shared the league's regular season men's basketball title. Murray State heads the list with a Conference-record 21 outright or shared basketball crowns. Other past champions include former member Western Kentucky (19), Morehead State (9), Austin Peay (8), Eastern Kentucky (6), Tennessee Tech (5), former member Middle Tennessee (5), Tennessee State (2), former member East Tennessee State (2), Southeast Missouri State (1), UT Martin (who won its first in 2008-09) and former member Akron (1).

Among the coaching greats in men's basketball have been Western Kentucky's E.A.

Diddle, who retired with 759 victories and 10 OVC titles; John Oldham, who was a member of the very first All-OVC squad and went on to win seven OVC crowns during his coaching tenure at Tennessee Tech and Western Kentucky; Paul McBrayer, who guided Eastern Kentucky to 219 wins and three OVC crowns; and Cal Luther, who is the only person in Conference history to win men's basketball Coach of the Year honors at two league schools - Murray State and UT Martin. Current Austin Peay head coach Dave Loos became the winningest coach in OVC history in 2009-10, netting his 319th victory and passing Luther on the all-time list. Loos enters the 2010-11 season with 331 victories.

There have been an equal number of great players including Western Kentucky's Clem Haskins, who is the only three-time OVC Player of the Year. Several players have won OVC Player of the Year honors twice: Western Kentucky's Jim McDaniels (1969-70 and 1970-71), Murray State's Les Taylor (1971-72, 1972-73), Jeff Martin (1987-88, 1988-89), Popeye Jones (1989-90, 1990-91) and Marcus Brown (1994-95, 1995-96), Austin Peay's Otis Howard (1976-77, 1977-78), Middle Tennessee's Jerry Beck (1980-81, 1981-82), Akron's Joe Jakubick (1982-83, 1983-84), Tennessee State's Carlos Rogers (1992-93, 1993-94) and UT Martin's Lester Hudson (2007-08, 2008-09).

The OVC also has the honor of being the only conference to boast the nation's leaders in scoring, rebounding and assists all in one season. That feat was accomplished in 1991-92 by Morehead State's Brett Roberts (28.1 ppg), Murray State's Popeye Jones (14.4 rpg) and Tennessee Tech's Van Usher (8.8 apg).

In 2007-08, UT Martin guard Lester Hudson became the first men's Division I player to record a quadruple-double in a game, when he registered 25 points, 12 rebounds, 10 assists and 10 steals in a victory over Central Baptist College. Hudson, who ranked fourth in scoring nationally as a junior, returned for his senior season in 2008-09 and was second nationally in scoring (behind Davidson's Stephen Curry) at 27.5 points a contest. Hudson earned numerous honors (including OVC Player of the Year and OVC Male Athlete of the Year in each 2008 and 2009 and All-American status from several outlets) before being drafted by the Boston Celtics with the No. 58 pick of the 2009 NBA Draft. Hudson became the first draft pick for the league since 2004 and only the third pick of the last decade for the OVC.

In the late 1970s, women's athletics began somewhat of a rebirth on the national scene as the NCAA began sponsoring and marketing women's sports. Recognizing the need to pro-

vide increased opportunities for female athletes, the OVC established women's championships in the sports of basketball, tennis and track in 1977, with cross country and volleyball added over the next four years. Those sports were initially governed by the Association of Intercollegiate Athletics for Women (AIAW), but the overall strength of women's programs in the league was demonstrated by the automatic bids the OVC instantly received when the NCAA became the governing body in 1982.

Women's basketball in the OVC has been dominated by Tennessee Tech, which has won or shared 16 regular-season titles and owns nine OVC Tournament crowns. In fact, the Golden Eagles have reached the championship game of the OVC Tournament 19 times in the past 29 years. Although Tennessee Tech remains the standard-bearer, four other teams have won 13 of the last 17 OVC Tournaments. Murray State became the latest program to add its name to the list, capturing its first OVC Tournament title in 2008. Austin Peay leads the quartet with seven crowns including four straight from 2000-03 and back-to-back titles in 2009 and 2010, while Tennessee State, Eastern Kentucky and Southeast Missouri each have won titles during that span.

Several coaches have made their mark in the relatively short history of OVC women's basketball. Former Tennessee Tech coach Marynell Meadors posted an amazing 363-139 (72.3%) record at Tech, becoming the first woman in NCAA or AIAW history to win 300 games at the same institution, while former Tennessee State skipper Teresa Phillips earned National Coach of the Year honors from USA Today in 1990 for turning around the Lady Tigers' program before going on to lead TSU to the NCAA Tournament in 1994 and 1995. Tennessee Tech coach Bill Worrell capped a stellar 20-year career in 2005-06 and was inducted into the OVC Hall of Fame in 2007; he compiled a 408-190 record while leading the Golden Eagles to an unprecedented 16 OVC regular-season titles and eight NCAA Tournament appearances, including five straight from 1989-93. Eastern Kentucky's Larry Joe Inman, who retired at the conclusion of the 2007-08 season and was inducted into the OVC Hall of Fame in 2009, won more than 100 games at both Middle Tennessee and EKU, and earned OVC Coach of the Year honors a record eight times - five times at EKU and three at MTSU. He finished his career with 480 career victories.

Many great players have graced the hardwood over the years, including former OVC Players of the Year Brooke Armistead and Gerlonda Hardin from Austin Peay, Pam Chambers, Jerilynn Harper, Cheryl Taylor, Angela



THIS IS THE OVC

Moorehead, Roschelle Vaughn, Diane Seng, Janet Holt and Emily Christian from Tennessee Tech; Morehead State's Donna Murphy and Priscilla Blackford; Eastern Kentucky's Kim Mays; Southeast Missouri's Gray C. Harris; and most recently Murray State's Ashley Hayes who was the OVC Player of the Year in 2007-08 and 2008-09.

Morehead State center Brittany Pittman set new school, league and NCAA standards for blocked shots in 2008-09. Pittman swatted 164 shots during the season, setting a new NCAA single-season record (which has since been broken). During the campaign, only her second with the Eagles, she also set career block records for both Morehead State and the OVC (287).

The league also had another historical moment in November 2008 when the NCAA awarded Nashville the 2014 NCAA Women's Division I Final Four. The OVC will serve as the host of the prestigious event, which is one of the biggest sporting events the city of Nashville can host. The event will be held at Bridgestone Arena in downtown Nashville.

Over its 62 years, OVC teams have garnered national championships and bowl games in football, along with national team or individual titles in the sports of rifle, cross country, track and golf.

The OVC has also produced several Olympic athletes, including Murray State's Morgan Hicks, who was a member of the 2004 United States Olympic Rifle Team and Morehead State's Brian Shimer who competed in five Winter Olympics in bobsled (winning a bronze medal in 2002) and coached the 2010 United States bobsled team to its first gold medal since 1948. In addition, some of the greatest players in professional sports were educated at OVC institutions. The list includes former greats such as football's Phil Simms (Morehead State), basketball's Clem Haskins (Western Kentucky) and Bubba Wells (Austin Peay) and two-sport star Steve Hamilton (Morehead State) to present-day standouts like basketball player Trenton Hassell (Austin Peay), football player Tony Romo (Eastern Illinois) and baseball players George Sherrill (Austin Peay) and Jon Rauch (Morehead State). Hamilton is the only athlete to ever play in the NCAA Basketball Championship, a Major League Baseball World Series (New York Yankees) and a NBA Championship Series (Los Angeles Lakers).

The OVC's first volleyball tournament was held in 1981, the same year Eastern Kentucky began a string of six straight tournament crowns. Former ECU skipper Dr. Geri Polvino compiled a 627-439 record in 32 seasons as head coach of the Colonels, earning OVC Coach of the Year honors eight times. More

recently, former Austin Peay coach Cheryl Holt and former Southeast Missouri skipper Cindy Gannon also earned their peers' recognition multiple times with four awards each.

Throughout the last 27 years, 10 different teams have won an OVC regular-season or tournament volleyball crown. Since joining the league in 1991, Southeast Missouri has dominated the scene, winning seven of its eight regular-season titles during the 1990's, including five straight from 1993-97. The Redhawks have also won five tournament crowns (1994, 1996, 1998, 1999 and 2000). Jacksonville State was won back-to-back OVC Tournament Championships (2005, 2006) including going through the OVC undefeated (16-0) in 2006 and winning a NCAA Tournament match in 2010, the league's first NCAA victory since 2000.

Following the 2007 season, Jacksonville State's Abbey Breit was named the OVC Offensive Player of the Year for the third straight season, becoming the first player in OVC history to accomplish that feat. Four other individuals - Eastern Kentucky's Angela Boykins (1985-86), Morehead State's Dayle Hammontree (1988-89), Southeast Missouri's Tuba Meto (1996-97) and Morehead State's Amy Almond (2001-02) - were back-to-back winners of the award.

In 2007, Eastern Kentucky's Jacob Korir won his fourth straight Conference cross country title becoming just the third OVC student-athlete and 13th athlete nationally to accomplish that feat. Korir was a three-time All-American in cross country, earning two top-10 finishes at the NCAA Cross Country Championship. The Nairobi, Kenya, native was also named a track and field All-American twice during his career and was selected as the OVC Male Athlete of the Year in 2006-07 and received the NCAA post graduate scholarship in 2008.

In 2007 the Conference had two teams in the NCAA Women's Soccer Tournament for the first time in league history, former OVC member Samford earned an at-large selection while Southeast Missouri was the Conference's automatic bid.

In 2009 it was OVC softball that accomplished several firsts as UT Martin (tournament champion) and Jacksonville State (at-large) were each selected for the NCAA Championship. Jacksonville State would take it a step farther by winning the Knoxville Regional (beating No. 13 national seed Tennessee along the way) to become the first OVC softball program to advance to a Super Regional. Jax State would fall to No. 4 Alabama in that Super Regional but finished the season

43-16 (19-2 OVC) and ranked 21st nationally in the ESPN.com/USA Softball poll and 24th nationally in the USA Today/NFCA poll.

The league's baseball presence has continued to evolve since its inception. The OVC baseball tournament moved to a neutral site for the first time in 2001 with Paducah, Ky. and Brooks Stadium hosting the tournament in front of raucous crowds. The success of the tournament led to Jackson, Tenn. and Pringles Park - the home of the Seattle Mariner's Class AA affiliate - which hosted the event for the first time in 2010 and is under contract to host the 2011 and 2012 championship as well.

The OVC also has made a statement in the NCAA Baseball Championship in recent years, with its teams involved in several memorable contests in the last decade. Tennessee Tech surprised Wake Forest in the opening round of the 2001 tournament and Southeast Missouri stunned host Alabama in the opening round of the 2002 championship. Five years later, Austin Peay captured the collegiate baseball world's attention by taking Vanderbilt, the 2007 No. 1 overall seed, to extra innings. Eastern Illinois pushed host Nebraska to the limit in 2008 followed by Tennessee Tech's memorable contest against host Clemson in 2009.

A first in the OVC occurred in 2008, when the league had a first round draft pick in both the NFL (Tennessee State's Dominique Rodgers-Cromartie) and Major League Baseball (Eastern Kentucky's Christian Friedrich) Drafts in the same school year. A year later (2009) the league had a Major League Baseball First Round Compensation Round pick (Eastern Illinois' Tyler Kehrner who was No. 48 overall) and NBA Second Round pick (UT Martin's Lester Hudson) in the same season.

The playing field is not the only place where OVC athletes are working hard. The league also recognizes excellence in the classroom. Six Scholar-Athlete Awards are presented yearly to male and female athletes, while others are commended for their academic success by being Medal of Honor recipients or earning a spot on the Commissioner's Honor Roll. Additionally, the league annually presents one institutional Academic Achievement Award, as well as separate team awards in each Conference-sponsored sport. Since the College Sports Information Directors of America (CoSIDA) Academic All-America program began, the Ohio Valley Conference has had 192 student-athletes honored with the award, including 25 over the last two years (2008-09, 2009-10).

Through the early years of the league, administrators wrestled with fan behavior due to the close proximity of the Conference members and the intense rivalries which developed.



Just as it did decades ago, the OVC took the leadership role on what has become a national issue. In 1995, the OVC implemented a first-of-its-kind "Sportsmanship Statement," a policy which promotes principles of fair play, ethical conduct and respect for one's opponent. The statement has become a model for others to follow across the nation, and has answered the challenge of the NCAA Presidents Commission to improve sportsmanship in collegiate athletics.

Additionally, the OVC annually presents the Steve Hamilton Sportsmanship Award, in honor of the former Morehead State student-athlete, coach and athletics director, to a junior or senior student-athlete with significant athletic contributions who best exemplifies the characteristics of sportsmanship and citizenship. Most recently, the Conference has also implemented the OVC Institutional and Team Sportsmanship Awards, which are presented to one institution and 18 sport-specific teams voted by their peers to have best exhibited the standards of sportsmanship and ethical conduct as outlined by the OVC and NCAA.


The vision of leadership demonstrated by the Founding Fathers in 1948 remains alive today as the Ohio Valley Conference prepares for the future. One example is in regard to the current trend in collegiate athletics administration for increased involvement of university presidents in setting policies and making rules. The presidents of OVC institutions, however, have always governed the Conference, long before presidential governance became a national theme.

The Ohio Valley Conference sponsors the following sports: baseball, basketball, cross country, football, golf, tennis and track for men, and basketball, cross country, golf, soccer, softball, tennis, track and volleyball for women. In addition, the OVC also sponsors the combined men's and women's sport of rifle.

Now in its seventh decade of competition, the Ohio Valley Conference has grown significantly from its humble beginnings while increasing the number of athletics opportunities it provides for students. Current league representatives include charter members Eastern Kentucky University, Morehead State University and Murray State University, along with Austin Peay State University, Eastern Illinois University, Jacksonville State University, Southeast Missouri State University, Southern Illinois University Edwardsville, Tennessee State University, Tennessee Technological University and the University of Tennessee at Martin.



The 2006-07 team captured the programs first Ohio Valley Conference regular season and championship titles



The 2009-10 team was awarded the Ohio Valley Conference's Team Sportsmanship Award. Voted on by the student-athletes and coaches of the respective sports, the team awards are bestowed upon the Conference squads deemed to have best exhibited the standards of sportsmanship and ethical behavior as outlined by the OVC and NCAA.



2011 OVC BASKETBALL TOURNAMENT



The Ohio Valley Conference Men's and Women's Basketball Tournaments return to the Municipal Auditorium in 2011 with a new merit-based format.

The combined men's and women's championship has been held at Municipal Auditorium five previous times: 1994, 1995, 1996, 2004 and 2008. The men also held its championship at the venue in 1989.

Starting with the 2011 Championships, all eight men's and all eight women's teams that qualify for the tournament field will

gather at a single site for the entire tournament. Previously first round games were played on campus sites with the semifinals and finals being held in Nashville.

The bracket also shifts from a traditional 1 vs. 8, 2 vs. 7, etc. format to a merit-based format that rewards the top teams during the regular season with byes into the quarterfinals and semifinals. Starting in 2011, the first round of each men's and women's tournament will feature the No. 5 seed against the No. 8 seed and the No. 6 seed against the No. 7 seed. The winners of those games will advance to the quarterfinals to face the No. 3 and No. 4 seeds (who received a bye). The winners of those quarterfinal matchups will advance to the semifinals to face the No. 1 and No. 2 seeds (who received a pair of byes).

The move to Municipal Auditorium keeps the championships in Nashville, a place where they have been held 16 times in the last 17 years. The only year the tournaments have not been held in Nashville during that stretch was 2002.

The 2011 Championship marks the 48th time the men's event has been held, making it the fourth oldest Division I championship in the country (behind only the Southern, ACC and SEC).

Future OVC Basketball Tournament dates include Feb. 29-March 3, 2012, March 6-9, 2013 and March 5-8, 2014.





Nashville Municipal Auditorium

The Nashville Municipal Auditorium was designed and built in 1962 to satisfy Middle Tennessee's need for a multi-purpose facility that could handle a diversity of events with equal ease. For more than three decades, it has done just that, hosting everything from concerts and circuses, auto shows to evangelical crusades, and trade shows to touring extravaganzas. The Auditorium has two levels, including a 9,654 seat arena with entrance on Fourth Avenue and a 63,000 square foot exhibition hall with the entrance on Gay Street. For family events, such as concerts and ice shows, the Nashville Auditorium offers a well-equipped arena with total reserved seating for 9,654. The arena floor can also serve as an ice rink suitable for hockey, skating competitions and shows. A full-size Di Natale Championship basketball court can be set for high school, college or professional games.



New Merit-Based Format in 2011

All eight men's and all eight women's teams that qualify for the Ohio Valley Conference Tournament will gather at a single site for the entire tournament. Previously, first round games were played on campus sites with the semifinals and finals being held in Nashville, Tenn. The bracket also shifts from a traditional 1 vs. 8, 2 vs. 7, etc. format to a merit-based format that rewards the top teams during the regular-season with byes into the quarterfinals and semifinals. Starting in 2011, the first round of both the men's and women's tournaments will feature the No. 5 seed against the No. 7 seed and the No. 6 seed against the No. 8 seed. The winners of those games will advance to the quarterfinals to face the No. 3 and No. 4 seeds (who received a bye). The winners of those quarterfinal matchups will advance to the semifinals to face the No. 1 and No. 2 seeds (who received a pair of byes).

OVC Tournament Television Schedule

The Semifinal and Championship games of the 2011 Ohio Valley Conference Tournament will be televised on ESPNU and ESPN2, respectively. On Friday, March 4, the Men's Semifinal #1 (6 p.m., CT) and Men's Semifinal #2 (8 p.m., CT) will be aired on ESPNU. On

Saturday, March 5, the OVC Men's Tournament Championship will be televised on ESPN2 at 7 p.m., CT.

Media Credentials

Media must request credentials for the 2011 Ohio Valley Conference Men's Basketball Tournament online at OVCSports.com. The league's website is the official headquarters for all OVC Tournament information.

Directions to Municipal Auditorium

From Franklin/Brentwood via I-65N, take exit 82A to merge onto I-40 W/I-65 N toward Louisville/Memphis. Take exit 209 (Church St/Charlotte Ave). Go straight to the third stop light and turn right onto Charlotte Ave. Go down Charlotte to 5th Ave North and turn left at the stop light onto 5th Ave North. The Auditorium will be on your right.

From Goodlettsville via I-65S, continue onto I-24E following signs for Chattanooga/Knoxville. Take exit 48, James Robertson Parkway. Stay straight to go onto Interstate Drive. Turn right onto James Robertson Parkway and cross the Victory Memorial Bridge. The Auditorium is located on your left at the fourth stop light after you cross the bridge.

From Clarksville, via I-24E, take exit 48, James Robertson Parkway. Stay straight to go onto Interstate Drive. Turn right onto James Robertson Parkway and cross the Victory Memorial Bridge. The Auditorium is located on your left at the fourth stop light after you cross the bridge.

From Murfreesboro, via I-24W, take exit 48, James Robertson Parkway. Bear to your right onto the parkway and cross the Victory Memorial Bridge. The Auditorium is located on your left at the fourth stop light after you cross the bridge.

From Lebanon via I-40W, take a slight right onto I-24W. Take exit 48, James Robertson Parkway towards the State Capitol and cross the Victory Memorial Bridge. The Auditorium is located on your left at the fourth stop light after you cross the bridge.

From Memphis via I-40E, take exit 209 (Charlotte Ave). Turn left at the stop light at the end of the ramp onto Charlotte Avenue. Travel down Charlotte to 5th Ave North and turn left at the stoplight on 5th Avenue. The Auditorium will be on your right.

Ticket Information

Combined All-Session Ticket

(Access to 7 men's and 7 women's games -- men's tickets are reserved; women's tickets are general admission)

Before January 1 - \$60
(floor and mezzanine levels)

**if purchased through institution ticket offices.*

After January 1 - \$80
(floor and mezzanine levels)

**at Municipal Auditorium box office or at institution box office after January 1.*

Men's Single-Session Ticket - \$30
Women's Single-Session Ticket - \$15
Student Ticket - \$5



OVCSPORTS.TV

**YOUR SOURCE FOR LIVE & ON-DEMAND
STREAMING VIDEO & AUDIO ON THE WEB!**



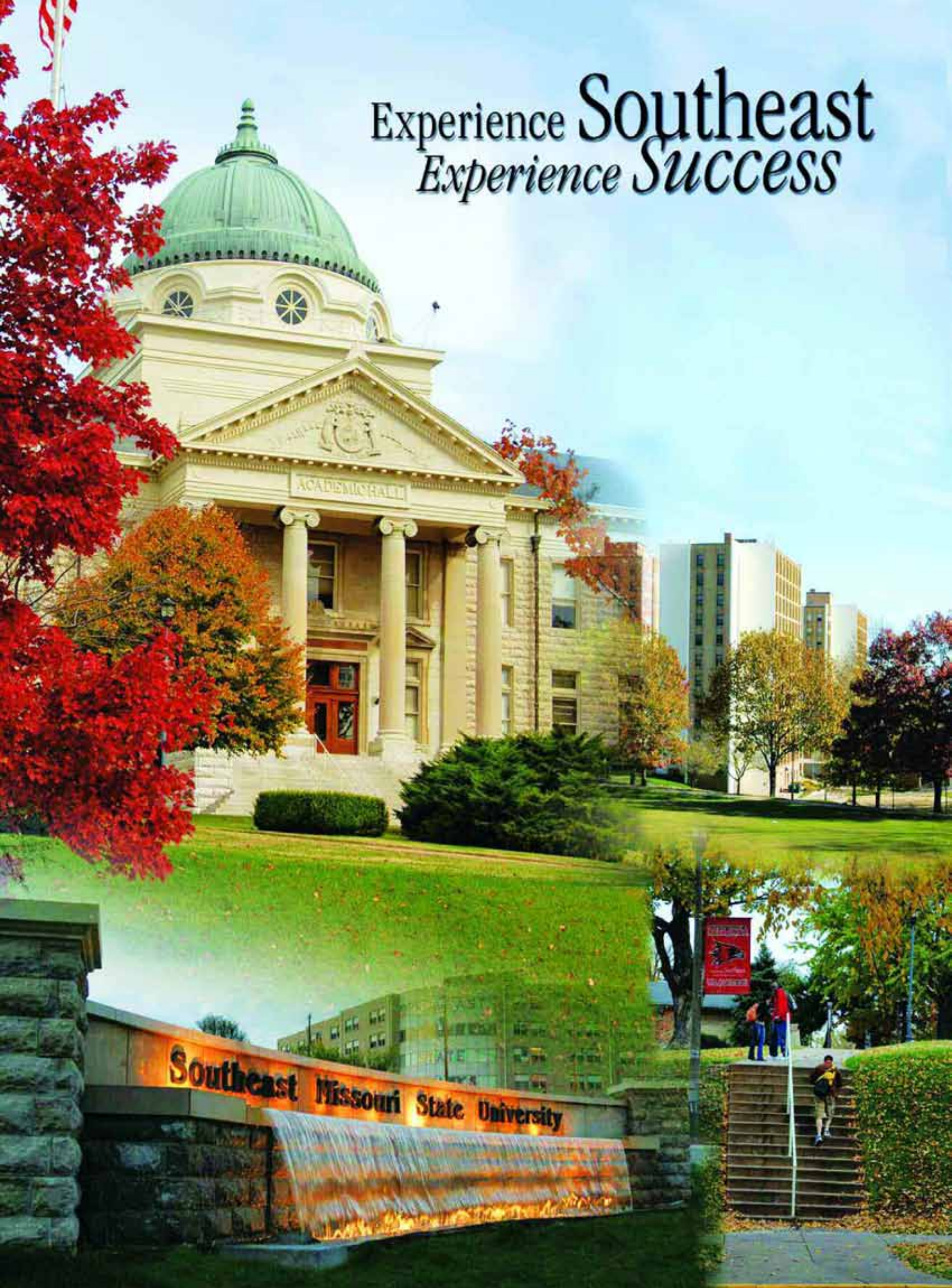
**SIGN UP TODAY AT
OVCSPORTS.TV!**

EXCLUSIVE OVC CONTENT INCLUDES:

- **OVC Men's Basketball games LIVE on your computer**
- **OVC Women's Basketball games LIVE on your computer**
- **OVC Football games LIVE on your computer**
- **Coaches shows, press conferences, features & highlights**
- **Several other events from around the OVC, including Conference Championship**



Experience Southeast *Experience Success*





2010-2011 SCHEDULE

Nov. 4	MISSOURI BAPTIST (Exhibition)	7 P.M.
Nov. 8	BETHEL (Exhibition)	7 P.M.
Nov. 12	Jackson State	TBA
Nov. 13	Consolation/Championship Games	TBA
Nov. 17	NORTHERN IOWA	7 P.M.
Nov. 19	Louisville	TBA
Nov. 23	MARYVILLE	7 P.M.
Nov. 27	Texas-Arlington	5 p.m.
Dec. 2	AUSTIN PEAY*	5:30 P.M.
Dec. 4	TENNESSEE STATE*	4 P.M.
Dec. 7	WESTERN MICHIGAN	7 P.M.
Dec. 10	Wisconsin-Green Bay	7 p.m.
Dec. 19	Jacksonville State*	2 p.m.
Dec. 21	Tennessee Tech*	5:30 p.m.
Dec. 30	LINDENWOOD	12 P.M.
Jan. 2	Notre Dame	1 p.m.
Jan. 8	EASTERN ILLINOIS*	4 P.M.
Jan. 13	MOREHEAD STATE*	5:30 P.M.
Jan. 15	EASTERN KENTUCKY*	6 P.M.
Jan. 19	UT Martin*	7:30 p.m.
Jan. 22	Murray State*	5:15 p.m.
Jan. 27	JACKSONVILLE STATE*	5:30 P.M.
Jan. 29	TENNESSEE TECH*	4 P.M.
Feb. 1	SIU Edwardsville	5:30 p.m.
Feb. 5	Eastern Illinois*	4 p.m.
Feb. 10	Eastern Kentucky*	5:30 p.m.
Feb. 12	Morehead State*	5:15 p.m.
Feb. 17	MURRAY STATE*	7 P.M.
Feb. 19	UT MARTIN*	TBA
Feb. 24	Tennessee State*	5:30 p.m.
Feb. 26	Austin Peay*	5:15 p.m.
March 2-5	OVC Tournament (Nashville, Tenn.)	TBA

Home games in **BOLD**
* Conference Game

(866) SEMO TIK (736-6845)
GoSoutheast.com

