

SOUTHEAST MISSOURI **REDHAWKS**™



**2010-2011
Men's Basketball**



LOCATION

Cape Girardeau, MO
On the Mississippi River

ENROLLMENT

10,859

STUDENT TO FACULTY RATIO

18 to 1

SMALL CLASSES

Average 25-30 Students

ELITE BUSINESS ACCREDITATION


Accredited by AACSB
International for all business programs including the MBA.

ACADEMIC PROGRAMS

Include business, education, science, technology, visual and performing arts and many health professions.

NUMBER OF ATHLETIC TEAMS

15 NCAA Division I Teams





The 2010-11 Southeast Missouri State University Virtual Men's Basketball Guide was written, edited and designed by Sports Information Director Jeff Honza. Cover design and additional graphics assistance provided by Tonya Wells and Sheryl Henley of Southeast University Relations. Photography by Marc Mahnke, Pat Young, Mike Grace, Dr. Joel Ray, Keith Hente, Sam Jordan, Patrick Clark, Chris Radcliffe, Dennis Hubbard, Michael Dann and Tony Marable. Special thanks to opposing sports information directors for contributing information to the opponents section of this guide.

Table of Contents

Media Information.....	2-3	Opponents Section
Show Me Center.....	4-5	2010-11 Opponents
Strength and Conditioning	6-7	Records vs. All Opponents
Sports Medicine	8-9	Series Results vs. All Opponents .
Success Center.....	10-11	
Athletics Mission Statement	12	
Season Preview Section		Records Section
Season Outlook.....	14-15	Honors & Awards
Rosters.....	16	Year-by-Year Records/Coaching
Radio/Television Roster	17	History.....
Schedule	18	Team and Individual Records.....
Coaching Staff Section		Career Rankings
Head Coach Dickey Nutt.....	20-21	Single-Season Rankings.....
Assistant Coach Jamie Rosser	22	Year-by-Year Results.....
Assistant Coach Kyle Gerdeman.	23	Annual Leaders
Assistant Coach Jeremy Case	24	Lettermen.....
Additional Basketball Staff.....	25	Honored Teams
Support Staff	26	
Player Profiles Section		This is the OVC Section
Returnees.....	28-38	This is the OVC.....
Newcomers	39-46	Composite Schedule.....
Year in Review Section		2011 OVC Tournament
2009-10 Notebook	48-49	
Final Statistics	50-56	This is Southeast Section
Box Scores	57-64	University Pages
Career Stats vs. All Opponents...	65-66	President Ken Dobbins
		Director of Athletics John Shafer..
		Travel Arrangements






MEDIA INFORMATION

Southeast Missouri State Sports Information

Phone: (573) 651-2294 **Fax:** (573) 651-2810

Press Row: (573) 651-5014

Website: GoSoutheast.com



Jeff Honza
Director

Patrick Clark
Assistant Director

Bo Bunton
Associate

2010-11 Sport Assignments

Jeff Honza, Director
Football, Men's Basketball, Women's Tennis
Office: (573) 651-2933
Cell: (618) 528-1145
E-Mail: jhonza@semo.edu

Patrick Clark, Assistant Director
Soccer, Women's Basketball, Gymnastics,
Softball, Outdoor Track & Field
Office: (573) 651-2937
Cell: (618) 593-7281
E-Mail: paclark@semo.edu

Bo Bunton, Associate
Volleyball, Indoor Track & Field, Baseball
Office: (573) 651-2294
Cell: (314) 606-6312
E-Mail: rbunton@semo.edu

Anthony Valleroy, Student Assistant
Cross Country
Office: (573) 651-2294

Credentials

Credentials are required for entrance to the Show Me Center. To request season or single-game credentials, please contact Southeast Missouri State Sports Information by phone at (573) 651-2294 or e-mail at jhonza@semo.edu. Credentials can be picked up at the ticket booth (will call) located at the front entrance of the Show Me Center.

Press Row

Media will have assigned seats courtside on the north side of the Show Me Center. Press row is reserved for working media. Professional decorum is expected at all times. Cheering or outward expression is strictly prohibited.

Photographers

Photographers can shoot on the baselines. Flash photography is prohibited.

Postgame Interviews

Anyone wishing to interview a Southeast student-athlete must notify Jeff Honza prior to the end of each game. Student-athletes will be escorted to the media interview room. Media representatives are not allowed in the dressing room area. Head coach Dickey Nutt will be in the media interview room after each game and the opposing head coach will be invited there, as well. Nutt has a radio commitment immediately after every game, but will be in the interview room following his postgame show on the Redhawks Radio Network.

Basketball E-Mail List

If you would like to be added to the Redhawks basketball e-mail list to receive breaking news about the team, please e-mail Jeff Honza. The official website, *GoSoutheast.com*, is the best source for up-to-date information about the team.

Weekly Interviews

All Southeast Missouri basketball practices are open to the media. Interviews will be conducted before all practices. Please contact the Southeast sports information office for verification on practice times and locations.

Wireless Internet

The Show Me Center is equipped with wireless internet. Ask a member of the Southeast sports information staff for log-in information.

Redhawks Radio Network

Erik Sean returns for his 10th year as the "Voice of the Redhawks." Sean is the Director of Sports Operations for Mississippi River Radio's eight radio stations in Cape Girardeau. He is a 10-time winner of the Missouri Broadcasters Association's Play-by-Play Award and three-time winner of the MBA's Sports Award. KZIM/KGIR sports anchor and reporter Todd Bonacki and Jess Bolen will assist Sean on the Redhawks Radio Network this year.

Radio Network Affiliates

K-103 FM Cape Girardeau, Mo.
KSIM 1440 AM..... Sikeston, Mo.
KWOC 903 AM..... Poplar Bluff, Mo.
KMAL 1470 AM..... Malden, Mo.

Visiting Radio

Visiting radio stations are required to make written requests at least one week in advance. The Redhawks Radio Network provides a courtesy telephone line for the official station of all opponents. Other stations will be charged a rights fee and must order telephone lines from the University Telephone Services by calling (573) 651-2575.

Statistical Services

A play-by-play report of each half, halftime stats and final game statistics will be provided courtesy of the Southeast Missouri State sports information staff.

Food and Beverages

Food and refreshments will be available in the media workroom located on the ground level of the Show Me Center for all home games. The media workroom is open to credentialed members of the press only.

OVC Teleconferences

Teleconferences are once again bi-weekly for Ohio Valley Conference men and women's coaches this year and will be held on Tuesdays. All teleconferences begin at 10 a.m., CT, with

Southeast head coach Dickey Nutt scheduled at 10:40 a.m. The schedule rotates a men's-only week, followed by a women's-only week, followed by a men's-only week, etc. Men's call dates are Nov. 30, Jan. 4, Feb. 1 and Feb. 28. There will be a joint teleconference on the Monday before the OVC Tournament begins, involving all 16 coaches who make the field. The schedule will be set and released at the conclusion of the regular season (two days prior to the call), depending on tournament seeding. The call will start at 10 a.m. Please contact Kyle Schwartz, (615) 371-1698, at the conference office for further information.

Weekly Television Show

Redhawk Basketball with Dickey Nutt will be televised Monday nights at 11:05 p.m., CT, on the Heartland CW (WQWQ-TV, Charter Cable 12). The show is hosted by Todd Richards.

KFVS Webcasts

Webcasts of all Southeast Missouri State University home basketball games can be accessed on-line at KFVS12.com. All webcasts are free of charge.

Redhawk Talk with Dickey Nutt

Redhawk Talk with Dickey Nutt, the official radio show of Southeast Missouri basketball, will air live every Monday from Noon-1 p.m. at Beef O'Brady's. The weekly radio show, hosted by Erik Sean, will be broadcast on ESPN 1220 and 1470 AM. Fans can also listen on-line at GoSoutheast.com. Nutt and other Southeast coaches and athletic staff will be featured on the show each week. Beef O'Brady's, which is located on 1812 Carondalet Drive off North Kingshighway, will host the event for the third-straight year. The locally owned restaurant will offer a variety of lunch specials for Redhawk fans attending the broadcast.

2010-11 SOUTHEAST MISSOURI BASKETBALL



SHOW ME CENTER

The 7,000-seat Show Me Center (SMC) is the home of the Southeast Missouri State University men's and women's basketball teams. Additionally, the Show Me Center is the entertainment, and meeting hub for the 250,000 residents of the tri-state region.

Since opening its doors in the summer of 1987, the Show Me Center has served Southeast Missouri State University, the City of Cape Girardeau, and the citizens of Southeast Missouri, Southern Illinois, and Western Kentucky by providing quality concerts, sporting events, top-notch family entertainment, and a first-rate banquet, convention, and meeting facility.

The facility is a joint-venture of Southeast Missouri State and the City of Cape Girardeau. The combined SMC and Student Recreation Center, which received a complete renovation and expansion in 1999, were originally built at a cost of \$18

million.

The facility houses the Redhawks men's and women's locker rooms, which have been completely remodeled. New basketball offices on the north side of the SMC were completed during the fall of 2003. The portable parquet floor was purchased from the 1987 NCAA Division II Midwest Regional in Indianapolis.

The Student Recreation Center is adjoined to the Show Me Center, and it houses the Redhawks' practice facilities. The center has five full basketball courts (including two hard wood courts), a large weight room, six racquetball courts, an indoor track, two cardiovascular equipment areas, a climbing wall, two multipurpose rooms, and full locker rooms. The new Student Aquatic Center, which opened in December 2007, features a four-lane lap pool, a recreational pool with a rock wall and a zip line, a hot tub, and locker rooms.



Largest Show Me Center Crowds

<u>Attendance</u>	<u>Date</u>	<u>Opponent</u>	<u>Result</u>
7,241	Feb. 12, 2000	Murray State	L, 60-77
7,195	Feb. 22, 1992	Murray State	W, 80-75
7,156	Jan. 14, 1999	Murray State	L, 70-71
7,142	Feb. 17, 1990	Southwest Baptist	W, 75-72
6,911	Feb. 18, 1990	Central Missouri	W, 81-72
6,904	Jan. 12, 1991	Central Missouri	W, 81-77
6,893	Jan. 19, 1991	Missouri Western	L, 71-77
6,870	Feb. 25, 1989	Northeast Missouri	W, 97-76
6,777	Dec. 15, 1994	Southern Illinois	L, 72-74
6,670	Jan. 26, 1991	Southwest Baptist	L, 67-82
6,635	Jan. 23, 1988	Central Missouri	W, 86-65
6,630	Feb. 19, 1994	Murray State	L, 95-96
6,607	Jan. 22, 2005	Austin Peay	W, 65-52
6,593	Feb. 14, 1998	Murray State	L, 71-82
6,518	Jan. 25, 1989	Missouri-St. Louis	W, 79-59
6,518	Feb. 20, 1993	Tennessee State	W, 94-77

Best Attendance Average in One Season:

5,590 in 1992-94 (14 Home Dates)

2010-11 SOUTHEAST MISSOURI BASKETBALL



Athletic teams recently moved into a new strength training facility on the first floor of the Southeast Missouri State University Student Recreation Center South Building.



STRENGTH & CONDITIONING

We are very proud of the tradition of excellence we are building here at Southeast Missouri State University and demand a lot from our student-athletes.

Honesty, integrity, unrelenting effort and attention to detail are the pillars of our training program. Simply put, our goal is to outwork every opponent we go up against, and learn to rely on one another to achieve a common goal. We may not be the fastest, strongest or most talented, but we certainly have the attitude that, together, we can take on the world.

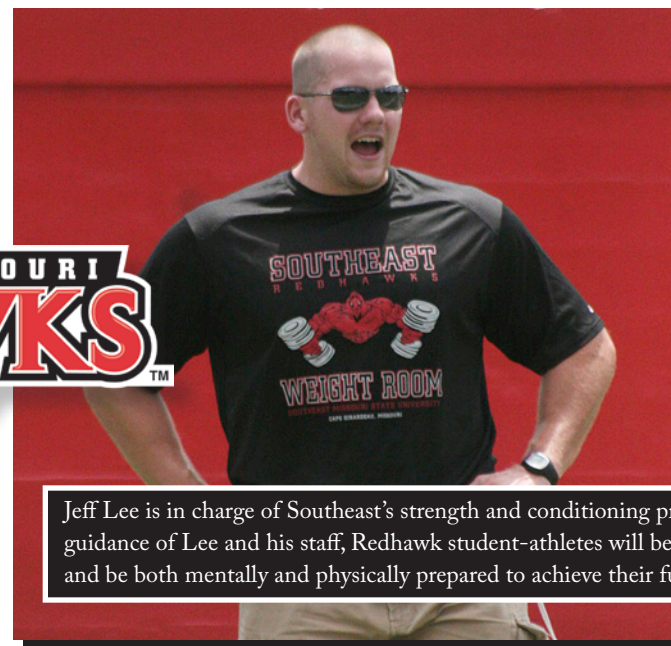
In the weight room, we take a comprehensive approach to training. Programs are ground-based, founded on the Olympic Lifts (Clean, Jerk, etc.) and traditional strength training (Front/Back Squat, Dead Lift, Pressing and Pulling). The concept is simple. Find

something heavy and move it in a way that mimics the actions of your sport as fast as you can.

In the training arena, we strive to take the foundational strength and power we have developed and refine it into sport-specific movements and skills. We start by emphasizing correct motor skill and muscle recruitment patterns in order to maximize athletic potential and minimize the risk of injury. We drill tirelessly on proper movement patterns so that agility and change of direction are razor sharp.

We spend a great deal of time on both explosive movements and body control to develop first step quickness, acceleration/deceleration, balance and coordination. Lastly, we condition our minds and bodies in a way that mimics game simulation.

It is our hope that through the countless lessons learned in sport and competition, we are helping to develop the leaders of tomorrow.



Jeff Lee is in charge of Southeast's strength and conditioning program. Through the guidance of Lee and his staff, Redhawk student-athletes will become better athletes and be both mentally and physically prepared to achieve their full athletic potential.

2010-11 SOUTHEAST MISSOURI BASKETBALL



SPORTS MEDICINE

Prevention. Treatment. Rehabilitation. Education. Those are the four primary phases of athletic training, and the Southeast Missouri State University Athletic Training staff strives to fulfill all of those areas when working with the student-athletes on a daily basis.

Southeast student-athletes are offered the best care possible by the Athletic Training staff. Head Athletic Trainer, Alfred Castillo, directs the Sports Medicine department which includes four full-time athletic trainers, six graduate assistants and several student assistants. The staff serves student-athletes around-the-clock at numerous facilities on campus.

The Athletic Trainers begin treatments and rehabilitation starting as early as 6:00 a.m., and are available until the last student-athlete is through. There are currently four athletic training facilities on campus. The staff treats out

of Rosengarten Athletic Complex, where the primary athletic training room is located. There are two other satellite athletic training rooms, including one at Houck Field House and one at the Show Me Center.

The Southeast Athletic Training rooms are equipped with stationary bikes, hand weights, therapeutic modalities, and the latest physical therapy equipment. Each component is strategically designed to not only give the student-athlete the best care, but also to aid in returning to competition as quickly as possible.

Southeast Athletic Training has strong working relationships with local physicians and the two hospitals located within Cape Girardeau. It is from these hospitals that the Athletic Training department is assisted by four orthopedic physicians.

The Southeast Athletic Training program prides and commits itself to providing the



best comprehensive, personalized and efficient health care to its student-athletes. Delivery of healthcare focuses on the prevention and management of athletic-related injuries or illnesses, while adhering to the National Athletic Trainers' Board of Certification Standards of Professional Practice. Our high quality of athletic healthcare is provided in combination with the education of athletic training students.



The Southeast Athletic Training staff is under the direction of Alfred Castillo. Castillo and his staff serve student-athletes at a variety of facilities on campus.

2010-11 SOUTHEAST MISSOURI BASKETBALL



SUCCESS CENTER

The Redhawks Success Center offers Southeast Missouri State student-athletes a place to study and develop as students and campus leaders.

The Redhawks Success Center is located in Student Recreation Center, just south of Houck Stadium. The facility offers a computer lab with 18 computer work terminals, study areas and rooms for group meetings.

The area is under the guidance of Cindy Gannon, Associate Director of Athletics, with assistance from Director of Academic Services Sharon Burgard and two graduate assistants - Geoff Wester and Israel Kirk.

The beautiful facility has enhanced the outstanding work in the classroom already enjoyed by Southeast student-athletes. During the 2009 fall semester, the Southeast athletic programs combined for a 3.12 grade point average, its highest for a fall term. Eleven of the Redhawks

15 programs recorded a team GPA of 3.0 or better. In all, 207 student-athletes recorded at least a 3.0 GPA. Of that group, 50 finished the fall term with a perfect 4.0.

Tutors are available for all student-athletes as needed. In addition, both attendance and academic progress are monitored through regular checks with faculty.

A special course is required for all first time student-athletes at Southeast. The course, which offers three credit hours, is part of a comprehensive program developed to address study skills and life skills topics and thus, enhance retention and academic success for student-athletes.

Entering student-athletes are evaluated for academic preparedness and assigned to appropriate categories. Student-athletes can also receive individualized academic programs which includes meeting with a mentor at least bi-weekly to discuss academic progress.



The Success Center staff also works to get athletes involved in campus and community projects. This is done to provide a support structure and greater opportunity for academic success for student-athletes. Through the NCAA's CHAMPS/Life Skills Program the Success Center gives student-athletes personal and professional skills in order to facilitate successful and productive futures.



**Southeast Missouri State University Department of Athletics
Mission Statement**

The Southeast Missouri State University Department of Athletics recognizes the University's responsibility for the advancement and transmission of knowledge and the preparation of leaders in all segments of society.

The Department of Athletics supports the educational objectives, academic progress and general welfare of student-athletes.

It offers assistance and encouragement for student-athletes to maintain appropriate academic progress and to achieve their individual educational goals.

It provides an atmosphere which supports equitable opportunity for all students and staff, including women and minorities. The Department of Athletics offers student-athletes opportunities to excel in their particular sport, while embracing the NCAA's principles of sportsmanship and ethical conduct.



**SOUTHEAST
MISSOURI**



SEASON PREVIEW

SEASON PREVIEW

**SEASON PREVIEW**

Experience lays the foundation for the Southeast Missouri men's basketball team in 2010-11.

The average age of the 14 players on the roster is 21 years.

"I think experience is going to play a big role in establishing our program," said Southeast head coach Dickey Nutt. "We need experience at this point in time."

Nutt, who has coached in over 400 NCAA Division I games, went 7-23 overall and 3-15 in the Ohio Valley Conference during his first year at Southeast. He needs just four wins to reach 200 victories in his career.

The Redhawks return six players and welcome eight newcomers to form this year's team.

Nutt and his electrifying personality have people buzzing. The pieces are falling into place for a resurgence in Southeast basketball.

"We feel like we have addressed our needs," said Nutt. "We helped ourselves in certain areas and hoping to make

a good jump this year."

Backcourt/Perimeter

The point guard position was the top priority and Nutt landed a good one in **Marcus Brister (Jr., Dallas, Texas)**.

Brister, a great ball-handler and excellent passer, averaged a team-high 17.5 points, 7.5 assists and 2.5 steals per game in 27 contests at Eastfield College last season. He scored 19 points, grabbed seven rebounds and dished out seven assists en route to earning Most Valuable Player honors at the National Junior College Athletic Association (NJCAA) All-Star Game in Las Vegas, Nev.

Brister initially signed a letter of intent at Iowa State for the 2007-08 season, and averaged 2.3 points over the Cyclones first three games that year.

"Marcus is one of the best passers I've been around," said Nutt. "He is strong, experienced and runs our show."

Lucas Nutt (Fr., Jonesboro, Ark.) will challenge Brister at the point.

Nutt earned a scholarship

after walking on the team a year ago. He was granted a medical redshirt after suffering a season-ending injury nine games into the 2009-10 season. Nutt led the OVC and ranked 35th in the nation in assist/turnover ratio (33/12, 2.8 ratio) at the time of his injury.

"Lucas is very capable of playing the point guard spot," said Nutt. "He makes things happen when the ball is in his hands."

Lucas' older brother, **Logan Nutt (Sr., Jonesboro, Ark.)**, has also seen action at that position.

Nutt lettered one year as a point guard at Ole Miss before joining the Redhawk program.

"Logan has that basketball IQ," said Nutt. "He's a great leader and all of our guys look up to him."

Anthony Allison (Sr., Marianna, Ark.), Marland Smith (So., Little Rock, Ark.), Nate Schulte (Jr., Las Vegas, Nev.) and **Nick Niemczyk (Jr., Bell City, Mo.)** will give Nutt plenty of options to mix-and-match on the perimeter.

Allison, the most improved player/guard on the team, looks to have a big year in 2010-11.

"Anthony had a great summer," commented Nutt. "I look for him to be even better this season."

Allison was Southeast's second-leading scorer with 10.1 points per game in 29 starts a year ago. He scored double figures a team-high 17 times and led the Redhawks in three-point field goal percentage (46.8).

Smith, the Redhawks top scorer as a true freshman, averaged 10.8 points per game in 25 starts. He drained a team-high 63 three-pointers, 11th-most in a single-season

at Southeast. Smith also attempted 185 treys which rank sixth all-time among Redhawk single-season leaders.

"Marland will provide that quickness and toughness on the perimeter," said Nutt. "He's proven he can score the basketball in numbers."

Schulte, who comes to Southeast from Kaskaskia College, is a strong, hard-nosed player. He averaged 8.3 points and 4.6 rebounds in 21 games for the Blue Devils last season.

Schulte is a diehard utility guy, who loves to roll up his sleeves and get in the trenches.

"Nate is a hard-hat, lunch-pail kind of guy," said Nutt. "He brings a lot of toughness to our team."

Niemczyk, a local product out of Bell City, was among the top players for a Three Rivers Community College team which finished second at the NJCAA Tournament in 2009-10.

Niemczyk underwent knee surgery in April and should be ready to play by the start of the season.

"We zeroed in on Nick early and felt like we had to have him in our program," said Nutt. "He has ice water in his veins and nothing rattles him. His development and rehab has been going well, and there's a good chance he could play this year."

Frontcourt

Southeast loaded up on size to build a frontline that could be a force to be reckoned with in 2010-11.

The Redhawks added Missouri State transfer **Michael Porter (So., Sikeston, Mo.)** and Missouri transfer **Tyler Stone (So., Memphis, Tenn.)**, but both will sit out the 2010-11





campaign per NCAA transfer rules.

Porter, from nearby Sikeston, was one of Missouri's top prep standouts. He averaged 3.8 points and 2.2 rebounds in a reserve role at Missouri State last season.

"I think the single-most important thing Michael will bring to our program is a winning attitude," said Nutt. "He can play a lot of positions and the sky's the limit for him."

Stone scored 22 points and grabbed nine rebounds in 12 games for a Missouri team which finished 23-11 overall and advanced to the second round of the NCAA Tournament in 2009-10.

"Tyler is a big, strong, bruiser who can be a force in the OVC," quoted Nutt.

While Porter and Stone give Redhawk fans something to look forward to next season, **Leon Powell (Jr., St. Louis, Mo.), Waylon Jones (Jr., Rocky Mount, N.C.), Cameron Butler (Sr., Malvern, Ark.), Zach House (Jr., Rock Falls, Ill.)** and **Rae-Vonn Banks (Jr., Fayetteville, N.C.)** give the Redhawks a strong frontline this year.

Powell has fully recovered from knee injury which sidelined him last season.

A two-time All-Region XI pick at perennial national power Indian Hills Community College, Powell was the most highly-touted member of Nutt's first recruiting class at Southeast.

"Leon can score in a lot of different ways," said Nutt. "He is an exciting player, who makes things happen."

Jones missed his final season at Albany Tech Community College with a stress fracture. He will have three years of eligibility at Southeast after

signing with the Redhawks last November.

Jones has a wingspan of over 7-feet and is a good shot-blocker.

"Waylon has an intimidating inside presence and we look for him to create all sorts of havoc underneath the basket," commented Nutt.

Butler, who was hampered by a foot injury, finished as Southeast's third-leading scorer with nine points per game a year ago. He also ranked second on the team with 5.3 rebounds a game and had the second-best field goal percentage (48.9) among Redhawk starters.

"Cameron has a great work ethic and is very explosive around the basket," said Nutt.

House is a legitimate 7-footer out of Sauk Valley Community College. He led Sauk Valley with 8.9 rebounds and 2.6 blocks per game last season.

"Zach is a diamond in the rough," said Nutt. "He brings a lot of different things to our inside game."

Banks gave the Redhawks quality minutes off the bench as a walk-on last year. He saw action in 24 games, contributing two points and 1.9 rebounds per contest.

"Rae-Vonn increases our frontcourt depth," said Nutt. "He has a knack for defending and blocking shots."

2010-11 Schedule

Southeast will play a 30-game schedule in 2010-11.

The Redhawks open the season at UAB (Nov. 13). Southeast will play eight of its 12 non-conference matchups on the road.

Southeast also visits Florida Gulf Coast (Nov. 16), UMKC



(Nov. 20), Arkansas (Nov. 24), Iowa State (Dec. 6), Southern Illinois (Dec. 8), SMU (Dec. 29) and SIU Edwardsville (Feb. 1).

The Redhawks non-league home tilts are with Grambling State (Nov. 22), Arkansas State (Nov. 27) and Hannibal-La-Grange (Dec. 11). In addition, Southeast hosts an ESPN BracketBuster game on Feb. 19.

"I think it's a challenging schedule that features good teams," said Nutt. "Our non-conference schedule will prepare us for league play and make us a better basketball team."

UAB is one of five non-conference opponents Southeast faces for the first time. The Blazers went 25-9 overall and lost to North Carolina in the quarterfinals of the NIT a year ago.

Florida Gulf Coast, Grambling State, Hannibal-LaGrange and SMU are the other teams the Redhawks have never played.

Arkansas and Iowa State are two of the bigger names on

the schedule. Both had losing records last season, with the Razorbacks going 14-18 and the Cyclones finishing 15-17.

Southeast tips off its 18-game Ohio Valley Conference slate at home vs. Austin Peay (Dec. 2).

The Redhawks square off against defending OVC regular-season and tournament champion Murray State on Jan. 22 (away) and Feb. 16 (home).

The Racers, who upset fourth-seeded Vanderbilt in the first round of the NCAA Tournament, finished 31-5 overall and 17-1 in the OVC last season.

The OVC Men's and Women's Basketball Tournaments return to the Municipal Auditorium with a new merit-based format in 2011.

Starting this year, all eight men's and all eight women's teams that qualify will gather at a single site for the entire tournament.

Previously, first round games were played on campus sites with the semifinals and finals being held in Nashville, Tenn.



ROSTER



No.	Name	Pos.	Ht.	Wt.	Cl.	Yr.	Hometown (High School/College)
1	Cameron Butler	F	6-6	220	Sr.	4th	Malvern, Ark. (Malvern/National Park CC)
2	Marcus Brister	G	6-4	215	Jr.	4th	Dallas, Texas (God's Academy Prep/Eastfield College)
3	Nick Niemczyk	G	6-1	185	Jr.	3rd	Bell City, Mo. (Bell City/Three Rivers CC)
11	Michael Porter	G/F	6-6	235	So.	2nd	Sikeston, Mo. (Sikeston/Missouri State)
12	Logan Nutt	G	5-11	180	Sr.	4th	Jonesboro, Ark. (Jonesboro/Ole Miss)
13	Lucas Nutt	G	6-1	180	Fr.	2nd	Jonesboro, Ark. (Jonesboro)
15	Waylon Jones	F	6-9	215	So.	2nd	Rocky Mount, N.C. (Cross Keys/Albany Tech CC)
20	Anthony Allison	G	5-11	175	Sr.	4th	Marianna, Ark. (Lee/West Plains CC)
23	Marland Smith	G	6-2	155	So.	2nd	Little Rock, Ark. (Hall)
24	Nate Schulte	G/F	6-5	215	So.	3rd	Las Vegas, Nev. (Palo Verde/Kaskaskia College)
31	Rae-Vonn Banks	F	6-8	220	Jr.	3rd	Fayetteville, N.C. (Westover/West Plains CC)
33	Tyler Stone	F	6-7	225	So.	2nd	Memphis, Tenn. (Central/Missouri)
40	Zach House	C	7-0	255	Jr.	4th	Rock Falls, Ill. (Rock Falls/Sauk Valley CC)
42	Leon Powell	F	6-7	210	Jr.	4th	St. Louis, Mo. (Vashon/Indian Hills CC)

Head Coach: Dickey Nutt (Second Year/Oklahoma State, 1982)

Assistant Coaches:

Jamie Rosser (Second Year/Arkansas State, 2001)


Kyle Gerdeman (Second Year/Southeast Missouri, 1998)

Jeremy Case (Second Year/Kansas, 2007)

Basketball Operations Assistant: Matt Williams

Managers: Bradley Maxey, Luke Scheidecker, Dane Church





Cameron Butler
6-6 • 220 • Sr. • F
Malvern, Ark.



Marcus Brister
6-4 • 215 • Jr. • G
Dallas, Texas



Nick Niemczyk
6-1 • 185 • Jr. • G
Bell City, Mo.



Michael Porter
6-6 • 235 • So. • G/F
Sikeston, Mo.




Logan Nutt
5-11 • 180 • Sr. • G
Jonesboro, Ark.



Lucas Nutt
6-1 • 180 • Fr. • G
Jonesboro, Ark.



Waylon Jones
6-9 • 215 • So. • F
Rocky Mount, N.C.



Anthony Allison
5-11 • 175 • Sr. • G
Marianna, Ark.



Marland Smith
6-2 • 155 • So. • G
Little Rock, Ark.




Nate Schulte
6-5 • 215 • So. • G/F
Las Vegas, Nev.



Rae-Vonn Banks
6-8 • 220 • Jr. • F
Fayetteville, N.C.



Tyler Stone
6-7 • 225 • So. • F
Memphis, Tenn.



Zach House
7-0 • 255 • Jr. • C
Rock Falls, Ill.



Leon Powell
6-7 • 210 • Jr. • F
St. Louis, Mo.



Dickey Nutt
Head Coach
Oklahoma State, 1982



Jamie Rosser
Assistant Coach
Arkansas State, 2001



Kyle Gerdeman
Assistant Coach
Southeast Missouri, 1998



Jeremy Case
Assistant Coach
Kansas, 2007





SCHEDULE

	<u>Date</u>	<u>Opponent</u>	<u>Time</u>	
	November 6	Ouachita Baptist (exhibition)	7 p.m., CT	
	November 9	Henderson State (exhibition)	7 p.m., CT	
	November 13	at UAB	7 p.m., CT	
	November 16	at Florida Gulf Coast	6:05 p.m., CT	
	November 20	at UMKC	7:05 p.m., CT	
	November 22	Grambling State	7 p.m., CT	
	November 24	at Arkansas	7 p.m., CT	
	November 27	Arkansas State	4 p.m., CT	
	December 2	Austin Peay*	7:30 p.m., CT	
	December 4	Tennessee State* (Hall of Fame)	6 p.m., CT	
	December 6	at Iowa State	7 p.m., CT	
	December 8	at Southern Illinois	7:05 p.m., CT	
	December 11	Hannibal-LaGrange	4 p.m., CT	
	December 19	at Jacksonville State*	4:30 p.m., CT	
	December 21	at Tennessee Tech*	7:30 p.m., CT	
	December 29	at SMU	7 p.m., CT	
	January 3	UT Martin*	7 p.m., CT	
	January 8	Eastern Illinois*	6 p.m., CT	
	January 13	Morehead State*	7:30 p.m., CT	
	January 15	Eastern Kentucky*	4 p.m., CT	
	January 20	at UT Martin*	7 p.m., CT	
	January 22	at Murray State*	7:30 p.m., CT	
	January 27	Jacksonville State*	7:30 p.m., CT	
	January 29	Tennessee Tech*	6 p.m., CT	
	February 1	at SIU Edwardsville	8 p.m., CT	
	February 5	at Eastern Illinois*	6 p.m., CT	
	February 10	at Eastern Kentucky*	6:30 p.m., CT	
	February 12	at Morehead State*	6:15 p.m., CT	
	February 16	Murray State*	7 p.m., CT	
	February 19	ESPN BracketBuster	TBA	
	February 24	at Tennessee State*	7:30 p.m., CT	
	February 26	at Austin Peay*	7:30 p.m., CT	
	March 2-5	Ohio Valley Conference Tournament	TBA	

Home Games in Bold

* Denotes Ohio Valley Conference Game



COACHING STAFF



HEAD COACH DICKEY NUTT



The Southeast Missouri State University men's basketball program is moving in the right direction under head coach Dickey Nutt.

Nutt, who hails from Little Rock, Ark., took over as the 19th head coach in Southeast men's basketball history on March 12, 2009.

In his debut at Southeast in 2009-10, Nutt began laying the foundation for a turnaround in Redhawk basketball.

Nutt's coaching philosophy is simple – "Win games, recruit young men with outstanding character and graduate young people."

"I believe we will build this program the right way with good young men who take a lot of pride in being Redhawks and want to obtain a degree from this university," said Nutt.

Nutt recorded his first victory at Southeast when the Redhawks snapped a 21-game losing streak at Northern Illinois on Nov. 22, 2009. Southeast finished with seven wins last season, three more than the previous two years combined. Two Redhawks made the Ohio Valley Conference Commissioner's Honor Roll in 2009-10.

Nutt has coached in 406 games in 15 seasons at the NCAA Division I level. He enters the 2010-11 campaign needing four wins to reach 200 career victories.

Nutt comes from a thick coaching bloodline and brings a level of enthusiasm and passion for basketball which is downright contagious.

Prior to taking the Southeast helm, Nutt spent over two decades at Arkansas State University. He worked as an assistant coach from 1987-95 before serving as head

coach from 1995-2008.

Nutt compiled an overall record of 189-187 and 102-101 in the Sun Belt Conference en route to becoming the second-winningest coach in ASU history and posting the second-most career victories in the Sun Belt Conference. He guided the then-Indians to two Sun Belt Conference regular-season titles (1998, 2007) and one Sun Belt Tournament crown (1999). Nutt was named the Sun Belt's Coach-of-the-Year in 1998 and National Basketball Coaches Association District 9 Coach-of-the-Year in 1998 and 1999.

Utilizing his dynamic and congenial personality, strong family background and rich home-grown work ethic, Nutt accomplished what no other coach in ASU history has been able to do -- take the Indians to the NCAA Tournament.

Nutt did just that when he guided ASU to an 18-12 record and its only NCAA Tournament berth in 1999. The Indians lost to Utah in the first round of the Midwest Regional (New Orleans, La.) that year.

Nutt and his staff claimed three Sun Belt Conference titles. He also saw 10 of his players earn all-conference honors and five garner all-tournament accolades in the Sun Belt. In addition, he had at least one player named Sun Belt Conference Player-of-the-Year, Defensive Player-of-the-Year and Newcomer-of-the-Year under his tutelage.

However, Nutt's life isn't all about college basketball. His love for children and dedication to community service has prompted he and his wife, Cathy, to make several charitable donations over

the years.

One of the more notable donations they made was in 2001 to the local Jonesboro Parker Community Center gymnasium, a place where area youth can go to play basketball instead of roaming the streets. He and Cathy offered up half the funds if the city would match their donation to help finish those basketball courts.

Nearly 500 children - boys and girls - joined basketball teams at the community center when the project was complete.

Nutt, who is also well-known for his contributions to schools and churches, is an avid speaker at numerous events, camps and clinics throughout the Southeast Missouri community and surrounding areas. His effort to sellout the Show Me Center for Southeast's final game of the 2009-10 season drew a season-high home crowd of 5,515 and stirred a great deal of excitement about the future of Redhawk basketball.

Nutt began his collegiate coaching career at Oklahoma State under Leonard Hamilton (current head coach at Florida State) with then-assistants Tim Carter (current head coach at South Carolina State) and Bill Self (current head coach at Kansas). He also played four years for the Cowboys, who, at the time, were members of the Big 8 Conference.

Nutt landed his first head coaching job at Arkansas State in 1995. He was the 14th men's basketball coach in ASU's 80-year basketball history. Before that, he spent eight seasons as the Indians

top assistant coach.

Nutt bears one of the most recognizable names in college basketball and comes from one of the nation's most respected sports families.

He is the second of four sons to Houston and Emogene Nutt. Houston Sr., who passed away in the spring of 2005, was the longtime athletic director and basketball coach at the Arkansas School for the Deaf in Little Rock. Houston Sr., was often seen at athletic events supporting all four sons.

Dickey's oldest brother, Houston, is currently in his third season as head football coach at Ole Miss. Houston also served as head football coach at Murray State (1993-96), Boise State (1997) and Arkansas (1998-2007).

Meanwhile, Danny Nutt was the Razorbacks' running backs coach from 1998-2006 and is presently Ole Miss' Assistant Athletics Director for Player Development. Dennis was the head basketball coach at Texas State for six years and is now a scout for the NBA's Charlotte Bobcats.

The Nutt coaching foursome was featured in an article in Sports Illustrated in 1999.

Dickey is married to the former Cathy Thompson of Oklahoma City and they have two sons, Logan and Lucas, and one daughter, Lexis.

Logan and Lucas are both on the Southeast basketball team, and Lexis attends Cape Central High School.





The Dickey Nutt File

Born

- June 13, 1959 in Little Rock, Ark.

Family

- Married to the former Cathy Thompson of Oklahoma City.
- Two sons: Logan and Lucas.
- One daughter: Lexis.

Hobbies

- Enjoys fishing, golf and spending time with family and friends.

Education

- Central High School, Little Rock, graduated 1977
- Oklahoma State, Bachelor of Arts in Physical Education, 1982
- Oklahoma State, Master of Science in Athletic Administration, 1984

Playing Experience

- Central High School, Little Rock, Ark.
Basketball: All-State guard, 1974-77
Football: All-State quarterback 1974-77
- Oklahoma State University, Stillwater, Okla.
Basketball: Four-year letterman at guard, 1977-82

Nutt's Year-by-Year Records

Year	School	Assignment	Record	Conf. Finish	Postseason
1982-83	Stillwater H.S.	Assistant	-	-	-
1983-84	Stillwater H.S.	Assistant	-	-	-
1984-85	Stillwater H.S.	Assistant	-	-	-
1985-86	Oklahoma State	Assistant	15-13	-	-
1986-87	Oklahoma State	Assistant	8-20	-	-
1987-88	Arkansas State	Assistant	21-14	-	-
1988-89	Arkansas State	Assistant	20-10	-	-
1989-90	Arkansas State	Assistant	15-13	-	-
1990-91	Arkansas State	Assistant	23-9	-	-
1991-92	Arkansas State	Assistant	17-11	-	-
1992-93	Arkansas State	Assistant	16-12	-	-

1993-94	Arkansas State	Assistant	15-12	-	-
1994-95	Arkansas State	Assistant	8-20	-	-
1995-96	Arkansas State	Head Coach	9-18, 7-11 Sun Belt	t6th	-
1996-97	Arkansas State	Head Coach	15-12, 8-10 Sun Belt	8th	-
1997-98	Arkansas State	Head Coach	20-9, 14-4 Sun Belt	t1st	-
1998-99	Arkansas State	Head Coach	18-12, 9-5 Sun Belt	2nd	NCAA 1st Round
1999-00	Arkansas State	Head Coach	10-18, 7-9 Sun Belt	6th	-
2000-01	Arkansas State	Head Coach	17-13, 10-6 Sun Belt	t2nd (East)	-
2001-02	Arkansas State	Head Coach	15-16, 5-9 Sun Belt	4th (East)	-
2002-03	Arkansas State	Head Coach	13-15, 6-8 Sun Belt	4th (East)	-
2003-04	Arkansas State	Head Coach	17-11, 7-7 Sun Belt	4th (East)	-
2004-05	Arkansas State	Head Coach	16-13, 7-7 Sun Belt	t3rd (East)	-
2005-06	Arkansas State	Head Coach	12-18, 7-7 Sun Belt	3rd (East)	-
2006-07	Arkansas State	Head Coach	18-15, 11-7 Sun Belt	t1st (East)	-
2007-08*	Arkansas State	Head Coach	9-17, 4-11 Sun Belt	7th (West)	-
2009-10	Southeast Missouri	Head Coach	7-23, 3-15 OVC	9th	-

* - Nutt resigned on January 19, 2008 and did not finish the season.

Overall Record: 196-210 (14 years)

Record at Southeast Missouri, 7-23, 3-15 Ohio Valley Conference (1 year)

Record at Arkansas State: 189-187, 102-101 Sun Belt Conference (13 years)

Record as a college assistant: 158-134 (10 years)

Coaching Honors:

1998 Sun Belt Conference Coach-of-the-Year; District 9 Coach-of-the-Year

1999 District 9 Coach-of-the-Year



ASSISTANT COACHES



JAMIE ROSSER
ASSISTANT COACH

Second Year

Arkansas State, 2001

Jamie Rosser is in his second year as an assistant coach at Southeast Missouri State.

Rosser is in charge of scouting and academic performance. He also serves as the Redhawks co-recruiting coordinator and helps coach the Southeast guards.

A native of Memphis, Tenn., Rosser played guard from 1999-2001 under Dickey Nutt at Arkansas State.

He averaged 9.5 points, 2.7 rebounds and 2.9 assists per game in 58 career games with the Red Wolves. Rosser also averaged 11.4 points per

contest as a senior in 2000-01.

Rosser spent two years as head girls basketball coach at Overton High School in Memphis. He guided Overton to a District championship in 2009. The Lady Wolverines were also City and Regional runner-ups that year. Rosser, who earned Coach-of-the-Year honors in both 2008 and 2009 was set to coach Overton's boys and girls teams before accepting his first Division I coaching job at Southeast Missouri State.

Rosser was the starting point guard as a prep at Overton High School. He started his



college basketball playing career at Northwest Community College, where he was rated as the top junior college point guard in the nation. Rosser transferred to Arkansas State in 1999-2000 and later played one year of professional basketball in Lithuania.

In addition, Rosser coached the Memphis Magic AAU

team for 16 and 17-year old players. He guided the Magic to a 17-7 record that season.

A 2001 graduate of Arkansas State, Rosser is currently working on a Master's in Education from Grand Canyon University.

Rosser and his wife, Crystal, have one daughter, Jada (8).





KYLE GERDEMAN
ASSISTANT COACH

Second Year

Southeast Missouri, 1998

Kyle Gerdeman enters his second year as an assistant coach at Southeast Missouri State.

Gerdeman hails from Wright City, Mo., and oversees post player development, scheduling and serves as the Redhawks recruiting coordinator.

A 1998 graduate of Southeast, Gerdeman began his first Division I coaching job last year.

Gerdeman returned to Cape Girardeau after working three years as head coach at Moberly Area Community College. Prior to that, he was an as-

sistant coach at Mineral Area College (2004-06), Moberly (2001-03) and East Central College (1998-2001).

Gerdeman helped recruit and develop 23 NCAA Division I transfers, including the 2005 National Junior College Athletic Association (NJCAA) Player-of-the-Year (Eddie Smith). He also mentored five NJCAA All-Americans and won three Region XVI championships -- two as an assistant at Moberly -- at the junior college level. Gerdeman led Moberly to a fifth-place finish in the 2002 NJCAA National Tournament.




With over 12 years of coaching experience, Gerdeman has strong connections to high school, junior college and AAU coaches in the state of Missouri.

After graduating from Southeast in 1998, Gerdeman obtained his Master's degree in Education from Central Methodist University. His

father, Dave, was a long-time high school basketball coach in Missouri. Dave coached at three different high schools, including Winfield, Wright City and Fort Zumwalt North, during his career.

Gerdeman and his wife, Angie, have two children, Alyssa (10) and Karson (2).





ASSISTANT COACHES



Former University of Kansas guard Jeremy Case enters his second year as an assistant coach at Southeast Missouri State University.

A native of McAlester, Okla., Case assists with coaching the Redhawk guards.

Case spent six years as a player and graduate assistant at Kansas. In his most recent coaching role, Case handled the day-to-day operations, travel and scouting for the Kansas program. He also had on-court coaching duties.

Case earned first-team Academic All-Big 12 honors

two years and was named to the Athletic Director's and Big 12 Commissioner's honor rolls a total of five times during his career with the Jayhawks.

As a player at Kansas, Case saw action in 94 games from 2004-08 under head coach Bill Self. Case had a hand in four Big 12 regular-season championships, three league postseason tournament titles and three NCAA Tournament Elite Eight appearances. He was also part of the Jayhawks National Championship team in 2008.

Case graduated from Kansas with a bachelor's degree in Communication Studies in



May, 2007. He posted a 4.0 grade point average his final semester.

His father, Win Case, coached basketball at Oklahoma City University from 1993 until 2005 and is currently an assistant coach at Middle Tennessee State University. Win was a college teammate of Bill Self at Oklahoma State during the 1980s. Case's mother, Rita Newton, also played college basketball at Seminole State (Okla.) College.

Prior to enrolling at Kansas, Case averaged nearly 25 points per game as a senior at McAlester High School. He led Oklahoma's Class 5A as a junior when he poured in 25.4 points per game, while shooting 58 percent from the field and 45 percent from three-point range. Case went to the state playoffs twice as a prep and left McAlester as the school's all-time leading scorer with over 2,000 career points.



ADDITIONAL BASKETBALL STAFF



MATT WILLIAMS
BASKETBALL OPERATIONS ASST.



AMANDA MARTIN
ATHLETIC TRAINER



BRADLEY MAXEY
MANAGER



LUKE SCHEIDECKER
MANAGER






ATHLETICS ADMINISTRATION



Cindy Gannon

Associate Director of Athletics
Senior Women's Administrator



Frank M. Cuervo

Associate Director of Athletics
External Affairs



Torry Rollins

Assistant Director of Athletics
Finance



Brady Barke

Assistant Director of Athletics
Compliance



Greg Brune

Director of Athletic
Development




Kent Phillips

Coordinator of Facilities and
Event Management



Sharon Burgard

Director of Academic
Services



Jeff Honza

Sports Information Director



Joyce Penny

Ticket Manager
Student Accountant



Marcia Hendrix

Assistant Ticket Manager
Insurance




Jan Onderdonk

Senior Administrative
Assistant



Dr. James Champine

Faculty Athletics
Representative



Jeff Lee

Strength and Conditioning
Coach



James LeBine

Multimedia Specialist



Robbie Rasco

Equipment Manager




Alfred Castillo

Head Athletic Trainer



Phil Lady

Graduate Assistant
Marketing



Geoff Wester

Graduate Assistant
Academic Services



Molly Davis

Graduate Assistant
Compliance



Rachel Blunt

Graduate Assistant
Compliance



PLAYER PROFILES

PLAYER PROFILES



RETURNEES



ANTHONY ALLISON
GUARD

Senior • 5-11 • 175

Marianna, Ark.

Lee H.S./West Plains CC



► **2009-10:** Started 29 games, missing his only start of the season at Miami (Ohio) (2/20)...Southeast's second-leading scorer (10.1 ppg)...Posted double figures a team-high 17 times in 30 contests...One of two Redhawks who averaged double-digit points on the year...Scored a career-high 20 points against Eastern Kentucky (2/11)...Was Southeast's top three-point shooter making 36-of-77 treys for a 46.8 percent clip...Scored 10 or more points in 14 of his last 25 games...Made a season-high 7-of-8 free throws at Eastern Kentucky (1/16)...Also dished out a season-high eight assists against the Colonels...Ranked 26th in the OVC in scoring...Made a three-pointer in eight-straight games from Dec. 3-Jan. 9...Ranked second in the conference in three-point field goal percentage...Did not turn the ball over in 36 minutes against Jacksonville State (1/4)...Knocked down a season-high five three-pointers en route to a game-high 17 points against Tennessee Tech (1/2)...Drained multiple three-pointers in nine of his final 19 starts...Made a season-high seven field goals on five occasions, with the last being against Eastern Kentucky (2/11)...Knocked down a three-pointer to extend Southeast's lead when Tennessee State (12/5) pulled to within three points on two occasions...Scored 13 points as Southeast's only player in double figures at Illinois State (11/28)...Scored 10 points on 4-of-8 field goals in his first two career starts against both Saint Louis (11/14) and Arkansas State (11/18)...Finished as the Redhawks leading scorer a team-high 10 times...Averaged a team-best 30 minutes per game...Played 38 of 45 minutes in Southeast's overtime win at Northern Illinois (11/22)...Registered a season-high seven rebounds vs. Norfolk State (11/29)...Finished third on the team with 43 assists...After going scoreless in the first half, turned around to score a game-high 15 points in the second half against Southern Illinois (12/9)...Led the Redhawks with 11 points per game in 18 conference starts...That scoring average tied for 20th in league play...Logged a team-high 31.2 minutes per conference start.

► **2008-09 (Missouri State-West Plains CC):** Named to the National Junior College Athletic Association Region 16 All-Region Team...The Grizzlies advanced to the quarterfinals of the Region 16 Tournament...Played in 30 games and started 10...Ranked second on the team in scoring (12.7 ppg), assists (94), free throws made (92), field goals made (131) and steals (22)...Scored 10 or more points in 23 of his 30 games...Started the season scoring double figures in eight-straight games...Pitched in a career-high 23 points against State Fair CC (2/18/09).

► **2007-08 (Missouri State-West Plains CC):** Averaged 5.7 points a game in 28 contests...Led the Grizzlies with 82 assists, averaging 2.9 per game...Registered 20 steals and shot 64 percent (44-of-69) from the free throw line...Had a season-high eight assists against Crowley's Ridge College (2/4/08)...West Plains finished at 26-4 overall and ranked 18th in NJCAA Poll.

► **Prep:** Three-time All-State and All-Conference pick at Lee High School...Also earned All-State and All-Conference honors in football...Made his school's Honor Roll two years.

► **Personal:** Born November 30, 1988...Majoring in Mass Communication...Son of Doris Allison...Was teammates with Rae-Vonn Banks at Missouri State-West Plains...Biggest sports thrill was when he dunked over a 6-5 player and scored 40 points against the nation's top-ranked high school team in Arkansas...Enjoys playing video games, watching television and hanging out with family and friends when not playing basketball...His pre-game ritual consists of eating gummy bears and listening to rap music...Aspires to be a professional basketball scout because he loves to travel and look for new talent.

20 ANTHONY ALLISON





29



RETURNEES



RAE-VONN BANKS
FORWARD

Junior • 6-8 • 220

Fayetteville, N.C.

Westover H.S./West Plains CC



► **2009-10:** Gave the Redhawks quality minutes off the bench, averaging 10.1 per contest...Saw action in 24 games, including 13 in OVC play...Boasted the second-best field goal percentage among Southeast reserves, shooting 51.4 percent (18-of-35)...Averaged two points and 1.9 rebounds per game...Contributed 2.2 points and 2.5 rebounds per game in conference play...Scored in seven-straight games from Dec. 12-Jan. 16...Made a season-high three field goals against Murray State (1/23)...Registered a season-high eight points on two field goals and four free throws at Morehead State (1/14)...Played a season-high 19 minutes against the Eagles...Pulled down a season-high six rebounds in 16 minutes against Jacksonville State (1/4)...Converted a conventional three-point play to help key a 13-2 run in the Redhawks victory against Norfolk State (11/29)...Played his first career game against Arkansas State (11/18).

► **2008-09 (Missouri State-West Plains CC):** Averaged 5.5 points and 4.1 rebounds in 31 games and five starts during his lone season at Missouri State-West Plains Community College...Shot 54.7 percent (70-of-128) from the field, led the team in blocks (20) and ranked third on the team in both rebounds (128) and steals (19).

► **Prep:** Garnered All-Region and All-Conference laurels at Westover High School...Also played football.

► **Personal:** Born August 18, 1989...Majoring in Biology...Son of Judy Shannon...His mother is a graduate of Oregon State University...Favorite kind of music is hip-hop...Favorite professional athlete is Kobe Bryant...When not playing basketball, he enjoys reading comic books...Was teammates with current Southeast guard Anthony Allison at Missouri State-West Plains...Plans to pursue a career in Philanthropy...Says the University of North Carolina's Dean E. Smith Center is the toughest arena he has ever played in.

31 RAE-VONN BANKS



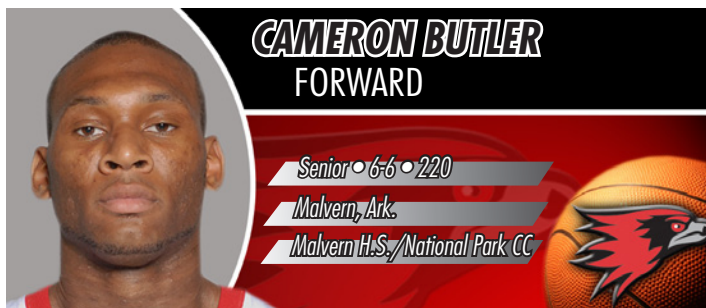
Rae-Vonn Banks



Overall																					
Season	G-GS	Min	Avg	FG-FGA	Pct	3FG-3FGA	Pct	FT-FTA	Pct	Off	Def	Tot	Avg	PF	FO	A	TO	Blk	Stl	Pts	Avg
2009-10	24-0	243	10.1	18-35	.514	0-0	.000	12-22	.545	17	28	45	1.9	59	2	2	14	11	11	48	2.0
Conference Only																					
Season	G-GS	Min	Avg	FG-FGA	Pct	3FG-3FGA	Pct	FT-FTA	Pct	Off	Def	Tot	Avg	PF	FO	A	TO	Blk	Stl	Pts	Avg
2009-10	13-0	132	10.2	10-23	.435	0-0	.000	8-14	.571	14	18	32	2.5	28	1	2	8	7	4	28	2.2



RETURNEES



CAMERON BUTLER
FORWARD

Senior • 6-6 • 220

Malvern, Ark.

Malvern H.S./National Park CC



► **2009-10:** Southeast's third-leading scorer with a 9.0 ppg average in 22 games, including 17 starts...Ranked second on the team with 5.3 rebounds per contest...Gathered a team-high 21 blocks...Had the second-best field goal percentage (.489, 64-of-131) among Redhawk starters...Also dished out 11 assists and had 17 steals...Garnered OVC Newcomer of the Week honors on Jan. 11...Missed seven games with a foot injury before scoring nine points in 26 minutes off the bench in his return against Eastern Illinois (2/6)...Dropped in 18 points in the final game of the season vs. Austin Peay (2/27)...Scored a game-high 12 points against Morehead State (2/13)...Fell one free throw attempt shy of matching a single-game school record when he made a career-best 12-of-21 free throws against Jacksonville State (1/4)...Knocked down 6-of-9 free throws in the last 2:46 to help the Redhawks secure that victory...Scored a game-high 17 points and shot 70 percent from the field at Eastern Illinois (1/9)...Made 4-of-4 shots against Williams Baptist (12/12)...Recorded the team's first double-double of the season with a season-high 19 points and 10 rebounds against Norfolk State (11/29)...Led the team in rebounding six times...Threw down a monstrous dunk off an alley-oop pass to start a 13-2 second-half run against Norfolk State (11/29)...Scored double figures in seven games, including four-straight starts prior to his injury...Scored double figures for the first time at the NCAA Division I level and in his Southeast career when he pitched in 12 points at Northern Illinois (11/22)...Made 6-of-8 free throws, including five-straight in the last 35 seconds to seal the overtime victory against the Huskies...Posted eight rebounds in his first career start at Saint Louis (11/14)...Scored a career-high 19 points against Norfolk State (11/29)...Scored 13 points in a season-high 37 minutes during his first career OVC start at Austin Peay (12/3)...Made 8-of-10 free throws en route to a game-high 16 points at Memphis (12/22)...Averaged 10.3 points per game in league play...Shot 56.7 percent (38-of-67) from the field against OVC opponents.

► **Southern Arkansas:** Played in 52 games and made 29 starts in two years at NCAA Division II Southern Arkansas...Averaged 6.1 points and four rebounds per game in his career...Shot 51 percent from the field (116-of-228), dished out 28 assists, gathered 33 steals and registered 21 blocks...Led the Muleriders with 17 blocks in 2007-08.

► **Prep:** Named All-State and All-Conference in basketball and football at Malvern High School.

► **Personal:** Born July 23, 1988...Majoring in General Studies...Son of Kim Willis...Favorite food is pizza...Favorite type of music is rap and R & B...Favorite professional athlete is Carmelo Anthony...Chose Southeast because he enjoyed his visit with Coach Nutt...Says Alltel Arena in Little Rock, Ark., is the toughest arena he has ever played in.

1 CAMERON BUTLER



2009-10	FG	3P	FT	O/D	REB	F	PTS	A	TO	B	S	M
at Saint Louis*	0-5	0-0	2-2	1/1	2	5	2	1	3	0	0	26
Arkansas State*	2-5	0-0	1-4	0/8	8	4	5	0	1	0	1	27
at Northern Illinois*	3-7	0-0	6-8	1/5	6	4	12	1	2	2	0	30
Eastern Michigan*	2-6	0-0	0-0	1/2	3	5	4	2	2	2	0	20
vs. St. Bonaventure*	0-3	0-0	0-2	4/1	5	3	0	0	0	1	2	20
at Illinois State*	3-7	0-0	0-0	1/5	6	3	6	0	1	1	1	27
vs. Norfolk State*	8-12	0-0	3-7	2/8	10	2	19	2	1	2	1	32
at Austin Peay*	5-7	0-0	3-6	2/7	9	4	13	0	2	1	0	37
at Tennessee State*	3-7	0-0	3-4	3/3	6	3	9	1	5	1	2	33
Southern Illinois*	0-4	0-0	1-2	1/5	6	5	1	0	2	0	2	20
Williams Baptist*	4-4	0-0	0-2	1/1	2	4	8	0	1	0	0	15
at Memphis*	4-11	0-0	8-10	2/2	4	4	16	0	2	1	3	33
Tennessee Tech*	3-3	0-0	4-7	4/2	6	5	10	0	3	2	0	15
Jacksonville State*	2-3	0-0	12-21	3/2	5	4	16	0	1	0	2	25
at Eastern Illinois*	7-10	0-0	3-5	2/2	4	4	17	2	3	1	2	28
at Morehead State	DNP	-	-	-	-	-	-	-	-	-	-	-
at Eastern Kentucky	DNP	-	-	-	-	-	-	-	-	-	-	-
UT Martin	DNP	-	-	-	-	-	-	-	-	-	-	-
Murray State	DNP	-	-	-	-	-	-	-	-	-	-	-
at Jacksonville State	DNP	-	-	-	-	-	-	-	-	-	-	-
at Tennessee Tech	DNP	-	-	-	-	-	-	-	-	-	-	-
SIU Edwardsville	DNP	-	-	-	-	-	-	-	-	-	-	-
Eastern Illinois	2-4	0-0	5-6	2/2	4	0	9	1	1	3	0	26
at UT Martin	1-3	0-0	1-2	3/3	6	1	3	0	5	0	0	26
Eastern Kentucky	0-3	0-0	3-4	2/5	7	3	3	1	3	0	1	17
Morehead State*	4-9	0-1	4-4	2/3	5	3	12	0	2	0	0	33
at Murray State*	2-5	0-0	0-0	3/0	3	2	4	0	4	1	0	15
at Miami (Ohio)	DNP	-	-	-	-	-	-	-	-	-	-	-
Tennessee State	2-5	0-0	6-6	3/3	6	5	10	0	2	2	0	20
Austin Peay	7-8	0-0	4-6	2/1	3	5	18	0	3	1	0	22
Totals	64-131	0-1	69-108	45/71	116	78	197	11	49	21	17	197

Points.....	19	vs. Norfolk State (11/29/09)
Total Rebounds.....	10	vs. Norfolk State (11/29/09)
Offensive.....	4	2x, last vs. Tennessee Tech (1/2/10)
Defensive.....	8	2x, last vs. Norfolk State (11/29/09)
FG Made.....	8	vs. Norfolk State (11/29/09)
FG Attempted.....	12	vs. Norfolk State (11/29/09)
3-Point FG Made.....	-	-
3-Point FG Attempted.....	1	vs. Morehead State (2/13/10)
FT Made.....	12	vs. Jacksonville State (1/4/10)
FT Attempted.....	21	vs. Jacksonville State (1/4/10)
Assists.....	2	3x, last at Eastern Illinois (1/9/10)
Blocks.....	3	vs. Eastern Illinois (2/6/10)
Steals.....	3	at Memphis (12/22/09)
Minutes.....	37	at Austin Peay (12/3/09)

Season	G-GS	Min	Avg	FG-FGA	Pct	3FG-3FGA	Pct	FT-FTA	Pct	Off	Def	Tot	Avg	PF	FO	A	TO	Blk	Stl	Pts	Avg
2009-10	22-17	546	24.8	64-131	.489	0-1	.000	69-108	.639	45	71	116	5.3	78	6	11	49	21	17	197	9.0

Conference Only																					
Season	G-GS	Min	Avg	FG-FGA	Pct	3FG-3FGA	Pct	FT-FTA	Pct	Off	Def	Tot	Avg	PF	FO	A	TO	Blk	Stl	Pts	Avg
2009-10	12-7	297	24.8	38-67	.567	0-1	.000	48-71	.676	31	33	64	5.3	39	3	5	34	12	7	124	10.3



RETURNEES



LUCAS NUTT
GUARD

Freshman • 6-1 • 180

Jonesboro, Ark.

Jonesboro H.S.



► **2009-10:** Played in nine games before suffering a season-ending injury (broken foot)...Was later granted a medical redshirt...Averaged 4.9 points per game, dished out 33 assists and had 10 steals...Led the OVC and ranked 35th in the nation in assist/turnover ratio (33/12, 2.8 ratio) at the time of his injury...Recorded a double-double 10 points and 12 assists in a season-high 27 minutes off the bench against Williams Baptist (12/12)...Registered season-highs in field goals made (4), three-pointers made (2), assists (12) and steals (4) against Williams Baptist (12/12)...Made a three-pointer with six seconds left to send Southeast's game against Austin Peay (12/3) to overtime...Pitched in a season-high 11 points off the bench against the Governors...Also made 6-of-7 free throws and gave the Redhawks a two-point lead in that game...Scored two points in nine minutes off the bench in his Southeast debut at Northern Illinois (11/22).

► **Prep:** Led Jonesboro High School with a 17.7 points per game average...His team finished 16-12 overall and made it to the first round of the Class 6A State Tournament...Garnered All-State and All-Conference honors and was named his team's Most Valuable Player...Also played football.

► **Personal:** Born August 16, 1990...Undecided on his major...Son of Dickey and Cathy Nutt...His older brother, Logan, also plays basketball at Southeast, and sister, Lexis, plays volleyball at Cape Central High School...His uncle, Houston Nutt, is the head football coach at Ole Miss...Favorite food is chicken strips...Favorite type of music is rap...Favorite professional athlete is Chris Paul...Chose to attend Southeast because he wanted to play for his father...Aspires to be a lawyer.

13 LUCAS NUTT





13 LUCAS NUTT

Game-by-Game Statistics

2009-10	FG	3P	FT	O/D	REB	F	PTS	A	TO	B	S	M
at Saint Louis	DNP	-	-	-	-	-	-	-	-	-	-	-
Arkansas State	DNP	-	-	-	-	-	-	-	-	-	-	-
at Northern Illinois	1-1	0-0	0-0	0/1	1	2	2	0	1	0	0	9
Eastern Michigan	3-5	1-3	0-0	0/0	0	1	7	4	3	0	1	16
vs. St. Bonaventure	1-6	1-2	2-2	1/0	1	1	5	4	2	0	2	22
at Illinois State	1-4	0-1	0-0	0/1	1	0	2	2	2	0	1	18
vs. Norfolk State	0-0	0-0	0-0	0/0	0	0	0	1	0	0	0	4
at Austin Peay	2-5	1-3	6-7	0/3	3	4	11	4	1	0	1	19
at Tennessee State	1-2	1-1	0-0	0/0	0	2	3	2	1	0	1	13
Southern Illinois	1-3	1-1	1-2	0/1	1	1	4	4	1	0	0	16
Williams Baptist	4-8	2-3	0-0	1/2	3	1	10	12	1	0	4	27
at Memphis	DNP	-	-	-	-	-	-	-	-	-	-	-
Tennessee Tech	DNP	-	-	-	-	-	-	-	-	-	-	-
Jacksonville State	DNP	-	-	-	-	-	-	-	-	-	-	-
at Eastern Illinois	DNP	-	-	-	-	-	-	-	-	-	-	-
at Morehead State	DNP	-	-	-	-	-	-	-	-	-	-	-
at Eastern Kentucky	DNP	-	-	-	-	-	-	-	-	-	-	-
UT Martin	DNP	-	-	-	-	-	-	-	-	-	-	-
Murray State	DNP	-	-	-	-	-	-	-	-	-	-	-
at Jacksonville State	DNP	-	-	-	-	-	-	-	-	-	-	-
at Tennessee Tech	DNP	-	-	-	-	-	-	-	-	-	-	-
SIU Edwardsville	DNP	-	-	-	-	-	-	-	-	-	-	-
Eastern Illinois	DNP	-	-	-	-	-	-	-	-	-	-	-
at UT Martin	DNP	-	-	-	-	-	-	-	-	-	-	-
Eastern Kentucky	DNP	-	-	-	-	-	-	-	-	-	-	-
Morehead State	DNP	-	-	-	-	-	-	-	-	-	-	-
at Murray State	DNP	-	-	-	-	-	-	-	-	-	-	-
at Miami (Ohio)	DNP	-	-	-	-	-	-	-	-	-	-	-
Tennessee State	DNP	-	-	-	-	-	-	-	-	-	-	-
Austin Peay	DNP	-	-	-	-	-	-	-	-	-	-	-
Totals	14-34	7-14	9-11	2/8	10	12	44	33	12	0	10	144

* - Indicates Game Started

Career Highs

Points.....	11	at Austin Peay (12/3/09)
Total Rebounds.....	3	2x, last vs. Williams Baptist (12/12/09)
Offensive.....	1	2x, last vs. Williams Baptist (12/12/09)
Defensive.....	3	at Austin Peay (12/3/09)
FG Made.....	4	vs. Williams Baptist (12/12/09)
FG Attempted	8	vs. Williams Baptist (12/12/09)
3-Point FG Made	2	vs. Williams Baptist (12/12/09)
3-Point FG Attempted..	3	3x, last vs. Williams Baptist (12/12/09)
FT Made	6	at Austin Peay (12/3/09)
FT Attempted	7	at Austin Peay (12/3/09)
Assists	12	vs. Williams Baptist (12/12/09)
Blocks	-	-
Steals.....	4	vs. Williams Baptist (12/12/09)
Minutes.....	27	vs. Williams Baptist (12/12/09)

Career Statistics at Southeast Missouri

Overall																			
Season	G-GS	Min	Avg	FG-FGA	Pct	3FG-3FGA	Pct	FT-FTA	Pct	Off	Def	Tot	Avg	PF	FO	A	TO	Blk	Stl
2009-10	9-0	144	16.0	14-34	.412	7-14	.500	9-11	.818	2	8	10	1.1	12	0	33	12	0	10
Conference Only																			
Season	G-GS	Min	Avg	FG-FGA	Pct	3FG-3FGA	Pct	FT-FTA	Pct	Off	Def	Tot	Avg	PF	FO	A	TO	Blk	Stl
2009-10	2-0	32	16.0	3-7	.429	2-4	.500	6-7	.857	0	3	3	1.5	6	0	6	2	0	2



RETURNEES



MARLAND SMITH
GUARD

Sophomore • 6-2 • 155

Little Rock, Ark.

Hall H.S.



► **2009-10:** Averaged 27.2 minutes per game...Led the Redhawks in scoring with 10.8 points per game in 30 games, including 25 starts... Became the first true freshman to finish a season as Southeast's leading scorer since Derek Winans accomplished the feat in 2001-02... Led the team and ranked seventh in the OVC with 63 three-pointers made...Also ranked 19th in the conference in scoring...Boasted the best free throw percentage among Southeast's starters with a 74.5 percent clip...Ranked first on the team in steals (28) and second in assists (44)...Dropped in a season-high 30 points against Tennessee State (2/25), the most in a game by any Redhawk...Accounted for one of the four 30-point performances in the league...Established season-highs in field goals made (9), free throws made (7) and minutes played (40) against the Tigers...Averaged 24 points per game over his last four starts of the season...Registered 18 or more points in each of those games...Scored double figures a total of 15 times... Led the Redhawks with 28 points on 9-of-18 field goals, 6-of-13 three-pointers and 4-of-5 free throws at Miami (Ohio) (2/20)... Ranked second on the team in scoring with 10.9 points per game in OVC games...Scored nine points on three 3-pointers at Eastern Kentucky (1/16)...Named OVC Freshman-of-the-Week on Dec. 28 and Feb. 22...Knocked down four or more three-pointers in a game four times, including a season-high of six at Miami (Ohio) (2/20)... Poured in 13 points on 5-of-10 from the field against Norfolk State (11/29)...All 13 of his points came in the first half of that game... Made a three-pointer in all but four games...Hit multiple three-pointers in 19 games.

► **Prep:** Played for the 2009 State Runner-Up and 2008 6A State Champion Hall High School Warriors...Two-time All-State and All-Conference selection...Named Most Valuable Player of his 2008 6A State Championship team...Averaged 13.9 points, 3.7 rebounds and 2.8 assists per game in 26 games as a senior...Shot 42-percent (68-for-162) from 3-point range...Averaged 11.2 points, 4.3 rebounds and 2.8 assists per game his junior year... Also played football and participated in track and field... Was an All-State pick in track.

► **Personal:** Born December 14, 1990...Majoring in Sport Management...Son of Bryant and Sandra Smith...When not playing basketball, enjoys playing the piano and the drums...Enjoys listening to R & B music...Favorite musical artist is Usher...Favorite professional athlete is Kevin Durant...One of his biggest sports thrills was being named the Most Valuable Player of his 2008 6A Hall High School State Championship team.

23 MARLAND SMITH





23 MAURLANDO SMITH

Game-by-Game Statistics

2009-10	FG	3P	FT	O/D	REB	F	PTS	A	TO	B	S	M
at Saint Louis*	0-2	0-0	0-0	1/1	2	1	0	0	2	0	0	10
Arkansas State	2-5	1-2	0-0	0/1	1	2	5	2	0	0	0	16
at Northern Illinois*	2-5	2-3	0-0	0/1	1	2	6	1	0	0	0	15
Eastern Michigan*	4-10	2-7	0-0	1/1	2	0	10	0	1	0	1	24
vs. St. Bonaventure*	2-7	1-4	0-0	1/2	3	1	5	2	3	0	1	20
at Illinois State*	2-6	2-4	0-0	0/1	1	4	6	1	4	0	0	18
vs. Norfolk State*	5-10	3-6	0-1	0/2	2	1	13	1	0	0	1	30
at Austin Peay*	1-4	1-3	0-0	0/0	0	1	3	0	2	0	0	25
at Tennessee State*	5-8	1-3	3-5	0/4	4	3	14	2	2	0	2	28
Southern Illinois*	2-7	0-2	1-2	0/3	3	2	5	3	2	0	1	24
Williams Baptist*	8-16	3-9	0-0	0/2	2	1	19	5	0	1	1	17
at Memphis*	6-12	2-6	1-2	2/4	6	1	15	2	0	0	0	32
Tennessee Tech*	2-9	2-6	2-3	1/0	1	1	8	4	2	0	3	28
Jacksonville State	4-7	3-5	0-0	0/1	1	2	11	1	1	0	1	25
at Eastern Illinois*	5-15	4-12	1-2	1/2	3	0	15	0	1	1	0	30
at Morehead State	0-8	0-6	0-1	1/4	5	1	0	1	2	0	0	24
at Eastern Kentucky*	3-8	3-7	0-0	0/2	2	3	9	1	1	0	1	29
UT Martin*	3-10	2-7	6-6	2/7	9	4	14	1	1	0	0	36
Murray State*	4-13	2-7	0-0	1/2	3	2	10	0	3	0	3	31
at Jacksonville State*	2-3	0-1	2-2	2/2	4	2	6	2	2	0	2	33
at Tennessee Tech*	3-9	1-4	0-0	1/3	4	2	7	2	3	0	2	26
SIU Edwardsville*	6-13	3-8	2-3	1/4	5	3	17	2	3	0	1	35
Eastern Illinois*	1-8	1-8	1-2	0/4	4	0	4	0	3	0	2	25
at UT Martin*	7-13	3-7	0-0	0/4	4	3	17	3	2	0	1	38
Eastern Kentucky*	1-7	1-6	0-0	0/1	1	2	3	0	1	1	0	21
Morehead State	3-8	2-5	0-0	0/1	1	0	8	1	2	0	0	26
at Murray State	7-12	4-8	1-2	1/2	3	3	19	1	4	0	1	34
at Miami (Ohio)*	9-18	6-13	4-5	1/3	4	3	28	0	2	0	1	36
Tennessee State*	9-23	5-14	7-7	1/5	6	2	30	2	0	0	2	40
Austin Peay*	4-22	3-12	7-8	2/5	7	3	18	4	2	0	1	39
Totals	106-276	60-173	31-43	18/69	87	52	307	40	49	3	27	776

* - Indicates Game Started

Career Highs

Points.....	30	vs. Tennessee State (2/25/10)
Total Rebounds.....	9	vs. UT Martin (1/21/10)
Offensive.....	2	3x, last vs. Austin Peay (2/27/10)
Defensive.....	7	vs. UT Martin (1/21/10)
FG Made.....	9	2x, last vs. Tennessee State (2/25/10)
FG Attempted	23	vs. Tennessee State (2/25/10)
3-Point FG Made	6	at Miami (Ohio) (2/20/10)
3-Point FG Attempted	14	vs. Tennessee State (2/25/10)
FT Made	7	2x, last vs. Austin Peay (2/27/10)
FT Attempted	8	vs. Austin Peay (2/27/10)
Assists	5	vs. Williams Baptist (12/12/09)
Blocks.....	1	2x, last at Eastern Illinois (1/9/10)
Steals.....	3	2x, last vs. Murray State (1/23/10)
Minutes.....	40	vs. Tennessee State (2/25/10)

Career Statistics at Southeast Missouri

Overall																					
Season	G-GS	Min	Avg	FG-FGA	Pct	3FG-3FGA	Pct	FT-FTA	Pct	Off	Def	Tot	Avg	PF	FO	A	TO	Blk	Stl	Pts	Avg
2009-10	30-25	815	27.2	112-298	.376	63-185	.341	38-51	.745	20	74	94	3.1	55	0	44	51	3	28	325	10.8
Conference Only																					
Season	G-GS	Min	Avg	FG-FGA	Pct	3FG-3FGA	Pct	FT-FTA	Pct	Off	Def	Tot	Avg	PF	FO	A	TO	Blk	Stl	Pts	Avg
2009-10	18-14	538	29.9	64-187	.342	38-121	.314	30-38	.789	13	49	62	3.4	34	0	25	34	2	21	196	10.9



RETURNÉES



LEON POWELL
FORWARD

Junior • 6'7" • 215

St. Louis, Mo.

Vashon H.S./Indian Hills CC



► **2009-10:** Missed the season with a knee injury and was granted a medical redshirt...Was the most highly-touted member of Dickey Nutt's first recruiting class at Southeast.

► **Indian Hills CC:** Two-time Second-Team All-Region XI pick at perennial national junior college power Indian Hills in Iowa... Averaged 11.5 points and 6.1 rebounds per game as a sophomore, leading his team to a 30-3 record and No. 2 national ranking that year...Shot 61.8 percent from the field...Scored 10.3 points and grabbed 6.8 rebounds a game as a freshman.

► **Prep:** Played at national high school powerhouse Vashon...Was teammates with former Redhawk shooting guard Johnny Hill... Averaged 20.2 points, 9.7 rebounds, 4.1 blocks and 1.2 steals per game in 28 contests as a senior...Also grabbed 102 offensive rebounds.

► **Personal:** Born November 22, 1988...Majoring in Sport Management...Son of Lisa Davis and Leon Powell, Jr...Also heavily recruited by Illinois and regional rival Southern Illinois...Favorite food is chicken...Enjoys listening to hip-hop music...Favorite professional athlete is LeBron James.



42 LEON POWELL



MARCUS BRISTER
GUARD

Junior • 6-4 • 215

Dallas, Texas

God's Academy Prep/Eastfield College

► **Eastfield College:** Strong guard and excellent passer, who averaged a team-high 17.5 points, 7.5 assists and 2.5 steals per game in 27 contests last season...Shot 44.3 percent (166-of-375) from the field...Eastfield College finished the 2009-10 season ranked 10th in the nation among NJCAA Division III teams, posting an overall 22-10 record and finishing second in the Division III Region V Championship...Scored 19 points, grabbed seven rebounds and dished out seven assists en route to earning Most Valuable Player honors at the NJCAA All-Star Game in Las Vegas, Nev.

► **Iowa State:** Initially signed a letter of intent at Iowa State for the 2007-08 season...Averaged 2.3 points over the Cyclones first three games that year.

► **Prep:** Played his last prep season at God's Academy Prep School, where he averaged 13.1 points and 6.2 assists per game...Garnered All-Region and All-District accolades...Led his team to a 29-9 overall record and second-place finish at the NACA Nationals...Listed as one of the top-60 players out of Texas after his final season at Duncanville High School...Averaged 18 points, 6.2 assists and 3.2 rebounds for a Duncanville team which went 24-10 and ranked No. 2 in Class 5A his junior year...Played for the Dallas Mustangs AAU team...Was also recruited by Minnesota, Cincinnati, Nebraska and UTEP.

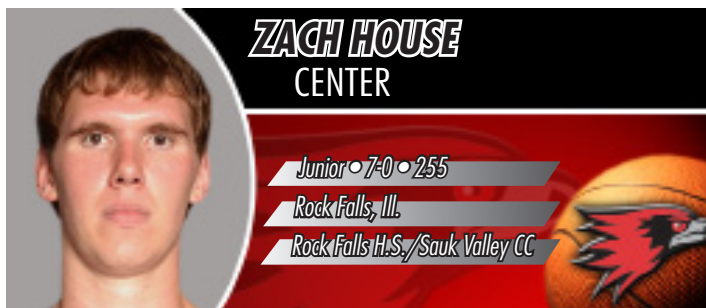
► **Personal:** Born September 20, 1987...Undecided on his major...Son of George and Denise Brister.



2 MARCUS BRISTER



NEWCOMERS



ZACH HOUSE
CENTER

Junior • 7-0 • 255

Rock Falls, Ill.

Rock Falls H.S./Sauk Valley CC



► **Sauk Valley CC:** Led the team with 8.9 rebounds and 2.6 blocks per game in 2009-10...Ranked second on the team in scoring with 15.3 points per game in 30 contests...Shot 47.3 percent (183-of-387) from the field...Also had 33 assists and 15 steals.

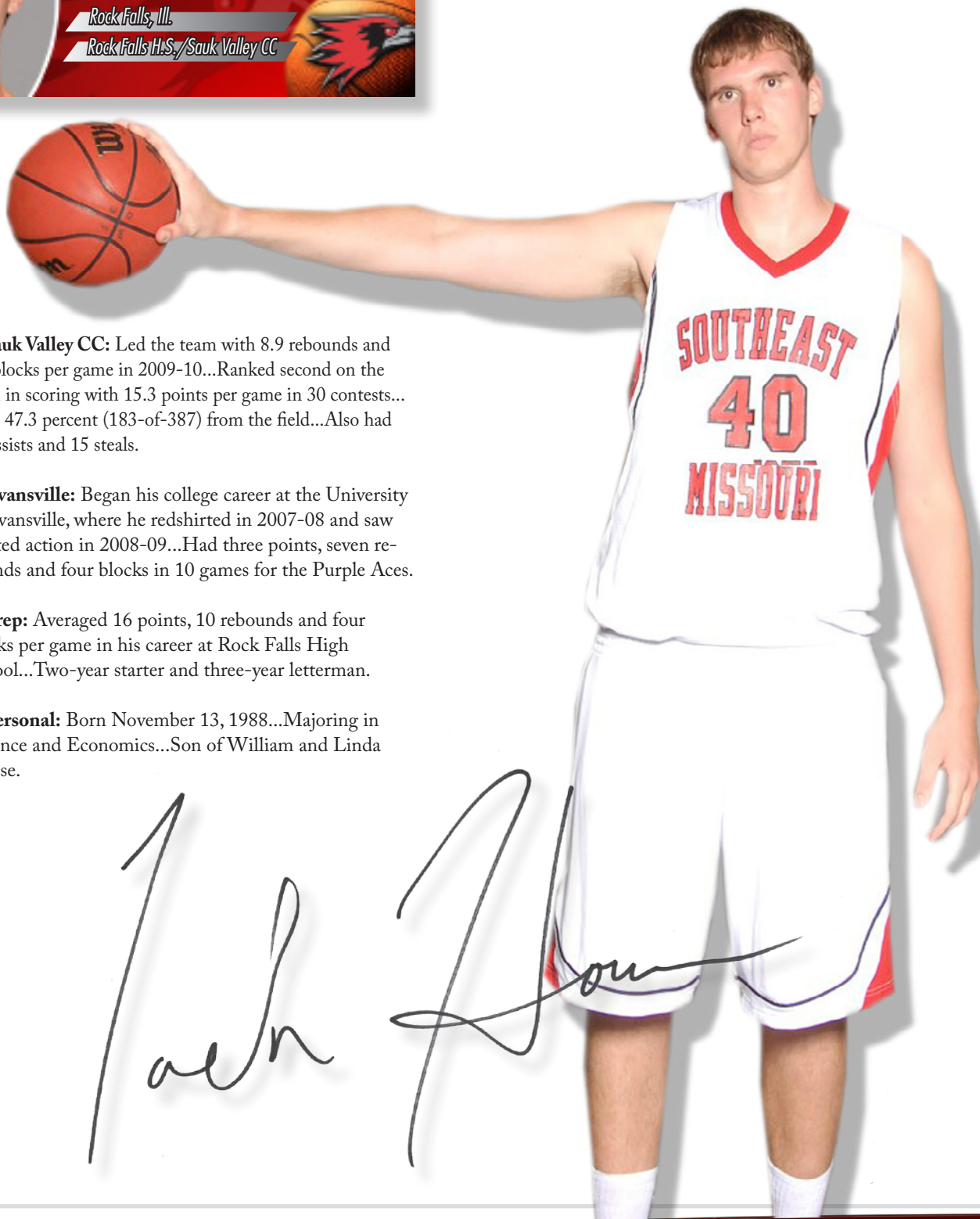
► **Evansville:** Began his college career at the University of Evansville, where he redshirted in 2007-08 and saw limited action in 2008-09...Had three points, seven rebounds and four blocks in 10 games for the Purple Aces.

► **Prep:** Averaged 16 points, 10 rebounds and four blocks per game in his career at Rock Falls High School...Two-year starter and three-year letterman.

► **Personal:** Born November 13, 1988...Majoring in Finance and Economics...Son of William and Linda House.

40 ZACH HOUSE

Zach House





WAYLON JONES
FORWARD

Sophomore • 6-9 • 215

Atlanta, Ga.

Cross Keys H.S./Albany Tech CC

► **Albany Tech CC:** Missed the entire 2009-10 season with a stress fracture...Will have three years of eligibility after signing with Southeast during the early signing period...Averaged eight points, 6.5 rebounds and two

blocks per game in 15 starts as a freshman...Served as both a sixth man and part-time starter for the Titans that year...Has over a 7-foot wingspan.

► **Prep:** All-State Honorable Mention and Most Valuable Player at Cross Keys High School...Led the county in rebounds during the 2006-07 season...Was named the Atlanta Tip-Off Player of the Year...Scored 30 points and grabbed 21 rebounds against Landmark Christian his senior year...That game started a streak of three-straight double-doubles.

► **Personal:** Born June 10, 1989...Majoring in Criminal Justice...Son of Terry and Lowana Jones...Is the first member of his immediate family to attend college...Enjoys rapping in his spare time...Wants to pursue a career in law enforcement...Said Redhawk assistant coach Jamie Rosser had a big influence in his decision to come to Southeast...Favorite professional athlete is Kevin Garnett.

15 WAYLON JONES





NEWCOMERS



NICK NIEMCZYK
GUARD

Junior • 6-7 • 185

Bell City, Mo.

Bell City H.S./Three Rivers CC



► **Three Rivers CC:** Was among the top players for a Three Rivers Community College team which finished second at the National Junior College Tournament in 2009-10...Suffered a torn ACL in the national semifinals and missed the title game...Averaged 13 points in three games and registered a 25-point performance vs. Monroe College in postseason play prior to his injury...Received the Charles Seshier Sportsmanship Award and earned All-Region 16 honors...Garnered All-Conference laurels...Averaged 12.3 points per game and ranked second on the team in free throw percentage (.781)...Shot 42.6 percent from three-point range, with a team-high 49 three-point field goals made...Also averaged 2.2 assists and 1.7 steals...Ranked among the region's leaders in scoring, free throw shooting, three-point shooting, assists and steals...Contributed four points per game off the bench as a freshman...Played for legendary head coach Gene Bess.

► **Prep:** Averaged close to 30 points a game and garnered All-State honors as a senior at Bell City High School...Two-time All-State and All-Region pick...Earned All-Conference and All-District honors three years...Was the Stoddard County Player of the Year and landed a spot on the *Southeast Missourian* Dream Team.

► **Personal:** Born May 30, 1990...Major is Undecided...Son of Pat and Rhonda Niemczyk...His father, Pat, played basketball at Southeast in 1979-80 after also competing for Three Rivers Community College.

3 NICK NIEMCZYK





LOGAN NUTT
GUARD

Senior • 5-11 • 180

Jonesboro, Ark.

Jonesboro H.S./Ole Miss



► **Ole Miss:** Lettered one year as a point guard under head coach Andy Kennedy.

► **Missouri State-West Plains:** Averaged 5.1 points and 4.2 assists and broke a school record when he dished out 14 assists in one game.

► **Arkansas State:** Appeared in 25 games and averaged 1.6 points per contest as a freshman at Arkansas State in 2007-08.

► **Prep:** Averaged eight points and six assists as a three-year starter during his career at Jonesboro High School...Two-time All-Conference selection...Led his team to a State Championship in 2007 and second-place finish at state in 2006...Also played football and ran track...Earned Supersonic All-State honors as a strong safety...Registered eight interceptions his junior year.

► **Personal:** Born June 24, 1988...Majoring in General Studies...Son of Dickey and Cathy Nutt...His younger brother, Lucas, is also on the Southeast basketball team, and his sister, Lexis, plays volleyball at Cape Central High School...His uncle, Houston Nutt, is the head football coach at Ole Miss.



Logan Nutt
#12

12 LOGAN NUTT



NEWCOMERS



MICHAEL PORTER
GUARD/FORWARD

Sophomore • 6-6 • 235

Sikeston, Mo.

Sikeston H.S./Missouri State




► **Missouri State:** Averaged 3.8 points and 2.2 rebounds in a reserve role that saw him average just over 11 minutes per contest.

► **Prep:** One of Missouri's top prep standouts for four years at nearby Sikeston High School...Four-year starter and three-year captain...Four-time Class 4 All-State selection...Also earned Class 4 All-District and All-SEMO Conference First-Team honors four years...Helped the Bulldogs to a collective 86-24 record during his four seasons, averaging 19.2 points per game for his career...As a senior in 2008-09, he averaged 21.3 points, 8.4 rebounds and 2.7 assists while leading Sikeston to a 24-4 record and Class 4 quarterfinal run...Was team captain for the No. 2 ranked squad...Named *Standard-Democrat* Player of the Year, SEMO Conference Player of the Year, BA Sports Player of the Year and BA Sports All-Star Game participant...As a junior in 2007-08, he averaged 19.6 points, 9.7 rebounds and 3.5 assists, while guiding Sikeston to a 22-4 campaign...In 2006-07, he was named SEMO Conference Co-Player of the Year after averaging 20.7 points, 10.3 rebounds and 2.5 steals...Led the Bulldogs to a 17-9 record as a sophomore...As a freshman in 2005-06, he was the top scorer (15.3 ppg) and rebounder (7.2 ppg) for the Class 4 runners-up, leading Sikeston to a 23-7 record...His biggest prep thrill was beating Scott County Central on Feb. 11, 2009 in front of a sellout crowd at the Show Me Center in Cape Girardeau...Played AAU basketball for the St. Louis Eagles.

► **Personal:** Born March 12, 1991 in Cape Girardeau, Mo...Majoring in Engineering...Son of Melvin and Kathleen Porter...Has four brothers, Josh, Isaac, Corey and Reese...Father played at Drury and College of the Ozarks, and uncle Otto Porter was a standout at Southeast Missouri.

11 MICHAEL PORTER





NATE SCHULTE
GUARD/FORWARD

Junior • 6-5 • 215

Las Vegas, Nev.

Palo Verde H.S./Kaskaskia College

► **Kaskaskia College:** Strong, hard-nosed player who averaged 8.3 points and 4.6 rebounds in 21 games last season...Registered nine blocks and made 41 percent (55-of-134) of his field goal attempts... Was the Blue Devils second-best free throw shooter with a 81.8 percent (54-of-66) clip...Boasted a 3.6 grade point average.

► **Arizona Western College:** Was enrolled at Arizona Western College in 2008-09, but did not play basketball.

► **Prep:** Averaged 20.5 points and 10.6 rebounds as a senior at Palo Verde High School...Led Palo Verde to a State Championship and was named both the Nevada Player of the Year and Region MVP in 2004...Two-time First-Team All-State selection (2004, 2006)...Spent one semester at Brewster Academy in Wolfeboro, N.H. before returning to finish his prep career at Palo Verde...Rated as a three-star prospect by *Rivals.com*...Four-time Academic All-State honoree.

► **Personal:** Born December 1, 1987...Majoring in Business... Son of Tom and Berta Schulte.



24 NATE SCHULTE



NEWCOMERS



TYLER STONE
FORWARD

Sophomore • 6-7 • 225

Memphis, Tenn.

Central H.S./Missouri



► **Missouri:** Scored 22 points (1.8 ppg) and grabbed nine rebounds in 12 games for a Missouri team that finished 23-11 overall and advanced to the second round of the NCAA Tournament in 2009-10...He missed only six field goals en route to shooting 64.7 percent (11-of-17) on the year.

► **Prep:** Earned All-Metro honors as a junior and senior at Central High School...Named All-Area, All-Region and District 16 AAA Most Valuable Player as a senior...Averaged 15 points and eight rebounds for the Warriors during his senior campaign...Was a two-year starter...Played on the AAU circuit for the Memphis Hoopers and M33M.

► **Personal:** Born September 8, 1991...Major is Undecided...Son of James Bradley and Sharon Stone...His father played collegiately at the University of Memphis and was a second-round draft pick of the Atlanta Hawks (#35 overall) in 1979...Would like to become a police officer after his playing career...Enjoys listening to music and hanging out with friends in his spare time...Lists pizza as his favorite food and dancing as his biggest hidden talent off the basketball court.



[Handwritten signature]
#33



YEAR IN REVIEW

YEAR IN REVIEW

**2009-10 NOTEBOOK****NUTT HAS REDHAWKS HEADED IN THE RIGHT DIRECTION**

Shake Southeast Missouri head men's basketball coach Dickey Nutt's hand for the first time and you will immediately feel a jolt of electricity.

Nutt's personality is downright contagious and he has people buzzing about the Redhawks basketball program just one year into his tenure at Southeast.

"It all starts with energy," said Nutt. "We want players with high energy and enthusiasm. We want to make our presence known and felt. I think our fans are basketball-educated. They want good basketball and they want good people."

Southeast wrapped up Nutt's first campaign with an overall record of 7-23. Although things didn't necessarily go the way Nutt would have liked in terms of wins and losses, the year ended on a high note.

A near-sellout crowd of 5,515 packed the Show Me Center for the Show Me Sellout Game to watch the Redhawks 2009-10 finale against Austin Peay on Feb. 27. Southeast's largest single-game home attendance in five years created an electrifying atmosphere that was still lingering as the team entered its offseason.

"To have a big crowd like we did that last game was certainly something to build on," said Nutt. "We are most thankful for all of our fans and supporters, and our administrative staff who worked so hard to make that event such a huge success."

While the final game was clearly something to rave about, let's not forget some of the other highlights Southeast enjoyed throughout the year.

The Redhawks first win with Nutt as their coach came three games into the season in a heart-stopper at Northern Illinois.

After NIU's Tony Nixon drained a three-pointer with six seconds left to send the game to overtime, junior forward Cameron Butler made five free throws in the final 35 seconds of the extra period to lift Southeast to victory. The win snapped a 21-game losing streak for the Redhawks.

"Winning on the road in front of a hostile crowd was one of the biggest highlights," quoted Nutt. "To see the locker room after that game was a memory I will never forget. It was really big for our program."

Thirteen days later, Southeast visited Tennessee State looking



to put a halt to a 26-game losing streak in Ohio Valley Conference play.

The Redhawks soared behind the hot hands of Anthony Allison and Sam Pearson to earn their first league win of the season.

"The Tennessee State victory was special because it gave us a big boost of momentum entering our conference season," said Nutt. "We played hard and never let up."

Southeast also defeated Norfolk State, Williams Baptist, Jackson State, UT Martin and SIU Edwardsville in Nutt's debut season.

As is the case each year, the Redhawks honored their senior class at the final home game.

Southeast said goodbye to Johnny Hill, Israel Kirk and LaMont Russell. The departure of those seniors left Nutt with some scholarships to fill. When asked what fans can expect from the Redhawks in 2010-11, Nutt had this to say.

"I think the thing you can get excited about is that we will have added some size and athleticism to our roster. We will be more experienced. Those things are going to help us win games."

Smith Leads Redhawks in Scoring

Marland Smith led Southeast in scoring with 10.8 points per game in 30 games, including 25 starts as a freshman. Smith became the first true freshman to finish a season as the Redhawks leading scorer since 2001-02 (Derek Winans). He scored double figures a total of 18 times and scored 18 or more points in each of his last four games of the season. Smith also ranked 19th in the Ohio Valley Conference in scoring.

Awesome Anthony

Anthony Allison started 29 games, the most of any Redhawk in 2009-10. Allison posted double-digit points on 17 occasions and led Southeast in three-point field goal percentage with a 46.8 percent clip. He was also the Redhawks top scorer in a team-high 10 games.

Block Party

Cameron Butler ended the 2009-10 season as Southeast's leading shot-blocker with 21 swats. Butler registered the team's first double-double of the season when he dropped in 19 points and grabbed 10 rebounds against Norfolk State (11/29).





400 and Counting

Southeast head coach Dickey Nutt coached in his 400th game when the Redhawks visited UT Martin (2/9). Nutt has coached in 406 games in 14 years at the NCAA Division I level.

OVC Awards

Southeast won the Ohio Valley Conference's Freshman of the Week honor four times and the league's Newcomer of the Week award once in 2009-10. Derek Thompson (11/23, 12/7) and Marland Smith (12/28, 2/22) won Freshman of the Week accolades, while Cameron Butler (1/11) took Newcomer of the Week honors.

Did You Say 116?

The Redhawks 116 points against Williams Baptist College (12/12) ranked as the 14th-most scored in a game among NCAA Division I teams in 2009-10. Cornell scored the most points in a single-game with 142 against Davidson (12/20).

Redhawks Tie School Record for Three-Pointers

Southeast scored its largest margin of victory since joining the NCAA Division I ranks with a 116-60 (+56) win over Williams Baptist College (12/12). The

Redhawks also tied a school record with 16 three-pointers in that game. Southeast drained 16-of-29 threes for a season-high 55.2 percent clip against the Eagles.

Heartstopper in DeKalb

The Redhawks snapped a 21-game losing streak with their thrilling 70-64 overtime win at Northern Illinois (11/22). Southeast had the nation's longest losing streak prior to that victory. The Redhawks also ended a streak of 24-consecutive losses on the road.

Smith Drops in 30

Marland Smith was the only Redhawk to score 30 or more points in a game in 2009-10. Smith made nine field goals, five three-pointers and seven free throws en route to a career-high 30 points against Tennessee State (2/25). He was one of three players in the Ohio Valley Conference to score 30 or more points in a game.

Nice Defense

Southeast held an opponent to 30 points or less in the first half nine times in 2009-10. The fewest first-half points the Redhawks allowed were 17 at Tennessee State (12/5.)

Overtime Games

The Redhawks saw three of their games go to overtime in 2009-10. Cameron Butler made five-straight free throws in the last 35 seconds to seal Southeast's 70-64 victory at Northern Illinois (11/22). The Redhawks later lost a pair of nail-biters to Austin Peay. Southeast made three 3-pointers in the final 16 seconds to send the game to overtime, before falling to the Governors, 76-71, on Dec. 3. Austin Peay then held on for another overtime victory (71-68) over the Redhawks in the season-finance on Feb. 27.

Nifty Fifty

Southeast shot 50 percent or better from the field in four of their seven wins. The Redhawks shot a season-best 55.7 percent (44-of-79) against Williams Baptist (12/12). Southeast also shot 50 percent against Tennessee State (23-of-46) on Dec. 5, Norfolk State (25-of-50) on Nov. 29 and

UT Martin (25-of-50) on Jan. 21.

Seven Wins

The Redhawks seven wins in 2009-10 were the most in a season since Southeast finished its 2006-07 campaign at 11-20 overall.

Give it up for the Freshmen

True freshmen guards Marland Smith and Derek Thompson combined for 110 of Southeast's 175 three-pointers in 2009-10. Smith and Thompson accounted for 62.9 percent of the Redhawks total three-point field goals made. Smith led the team with 63 treys, while Thompson followed with 47.

Board Certified

LaMont Russell led the Redhawks and ranked third in the Ohio Valley Conference with 7.2 rebounds per game in 2009-10. Russell was Southeast's top rebounder in 13 games. He finished his career with 347 boards.





2010-11 SOUTHEAST MISSOURI BASKETBALL

FINAL STATISTICS

All Games (7-23; 4-10 Home; 2-12 Away; 1-1 Neutral; 3-15 and 9th in the OVC)

							TOTAL			3-PTS			REBOUNDS															
No.	Player	GP	GS	Min	Avg	FG	FGA	Pct	3FG	3FGA	Pct	FT	FTA	Pct	Off	Def	Tot	Avg	PF	FO	A	TO	Blk	Stl	Pts	Avg		
23	Marland Smith	30	25	815	27.2	112	298	.376	63	185	.341	38	51	.745	20	74	94	3.1	55	0	44	51	3	28	325	10.8		
20	Anthony Allison	30	29	901	30.0	104	267	.390	36	77	.468	58	85	.682	10	48	58	1.9	72	3	43	64	1	16	302	10.1		
1	Cameron Butler	22	17	546	24.8	64	131	.489	0	1	.000	69	108	.639	45	71	116	5.3	78	6	11	49	21	17	197	9.0		
5	Sam Pearson	30	27	769	25.6	86	216	.398	11	49	.224	81	112	.723	9	63	72	2.4	78	3	80	94	1	25	264	8.8		
10	Derek Thompson	29	4	601	20.7	81	224	.362	47	141	.333	36	56	.643	10	54	64	2.2	56	1	25	31	0	10	245	8.4		
45	Jajuan Maxwell	27	7	376	13.9	51	107	.477	2	7	.286	41	61	.672	42	43	85	3.1	57	2	12	24	12	15	145	5.4		
13	Lucas Nutt	9	0	144	16.0	14	34	.412	7	14	.500	9	11	.818	2	8	10	1.1	12	0	33	12	0	10	44	4.9		
11	LaQuentin Miles	23	2	284	12.3	21	83	.253	1	3	.333	22	47	.468	10	36	46	2.0	18	0	31	40	3	11	65	2.8		
33	Eric McCrary	23	0	204	8.9	23	47	.489	7	18	.389	10	13	.769	6	28	34	1.5	45	1	11	15	3	5	63	2.7		
22	KaJuan Watson	15	0	115	7.7	13	27	.481	1	2	.500	10	12	.833	5	8	13	0.9	16	0	4	9	2	3	37	2.5		
24	Johnny Hill	24	12	212	8.8	18	39	.462	0	1	.000	13	23	.565	8	25	33	1.4	22	0	2	10	3	3	49	2.0		
31	Rae-Vonn Banks	24	0	243	10.1	18	35	.514	0	0	.000	12	22	.545	17	28	45	1.9	59	2	2	14	11	11	48	2.0		
35	Israel Kirk	17	1	140	8.2	8	15	.533	0	0	.000	4	8	.500	16	11	27	1.6	18	0	4	5	1	5	20	1.2		
TEAM																72	52	124										
Total.....		30	-	6075	-	662	1621	.408	175	498	.351	428	656	.652	334	691	1025	34.2	653	20	335	465	73	178	1927	64.2		
Opponents.....		30	-	6075	-	738	1611	.458	187	516	.362	509	769	.662	335	762	1097	36.6	590	-	424	444	116	233	2172	72.4		

2009-10 Results

Date	Opponent	Result	Score	Attendance	Team Statistics	SEMO	Opponent
11-14-09	at Saint Louis	L	41-59	7,131	SCORING.....	1927	2172
11-18-09	ARKANSAS STATE	L	49-73	3,214	Points per game.....	64.2	72.4
11-22-09	at Northern Illinois	W	70-64 ^{OT}	825	Scoring margin.....	-8.2	-
11-24-09	EASTERN MICHIGAN	L	76-86	1,317	FIELD GOALS-ATTEMPTED	662-1621	738-1611
11-27-09	vs. St. Bonaventure#	L	44-67	4,757	Field goal percentage408	.458
11-28-09	at Illinois State#	L	53-93	4,945	3 POINT FIELD GOALS-ATTEMPTED	175-498	187-516
11-29-09	vs. Norfolk State#	W	75-54	5,112	3-point FG percentage.....	.351	.362
12-03-09	at Austin Peay*	L	71-76 ^{OT}	2,895	3-pt FG made per game	5.8	6.2
12-05-09	at Tennessee State*	W	74-66	856	FREE THROWS-ATTEMPTED	428-656	509-769
12-09-09	SOUTHERN ILLINOIS	L	65-86	3,550	Free throw percentage.....	.652	.662
12-12-09	WILLIAMS BAPTIST COLLEGE	W	116-60	2,464	Free throws made per game.....	14.3	17.0
12-22-09	at Memphis	L	57-87	16,894	REBOUNDS	1025	1097
01-02-10	TENNESSEE TECH*	L	73-82	1,237	Rebounds per game	34.2	36.6
01-04-10	JACKSONVILLE STATE*	W	78-66	1,113	Rebounding margin	-2.4	-
01-09-10	at Eastern Illinois*	L	68-88	1,368	ASSISTS	335	424
01-14-10	at Morehead State*	L	40-80	2,824	Assists per game	11.2	14.1
01-16-10	at Eastern Kentucky*	L	63-79	2,400	TURNOVERS	465	444
01-21-10	UT MARTIN*	W	77-63	2,363	Turnovers per game	15.5	14.8
01-23-10	MURRAY STATE*	L	61-80	3,261	Turnover margin	-0.7	-
01-28-10	at Jacksonville State*	L	55-58	1,960	Assist/turnover ratio	0.7	1.0
01-30-10	at Tennessee Tech*	L	68-82	1,350	STEALS.....	178	233
02-02-10	SIU EDWARDSVILLE	W	68-49	1,173	Steals per game.....	5.9	7.8
02-06-10	EASTERN ILLINOIS*	L	49-75	2,587	BLOCKS	73	116
02-09-10	at UT Martin*	L	70-73	924	Blocks per game.....	2.4	3.9
02-11-10	EASTERN KENTUCKY*	L	56-59	2,490	ATTENDANCE	35,151	59,999
02-13-10	MOREHEAD STATE*	L	54-73	2,319	Home games-Avg/Game	14-2,511	14-3,581
02-16-10	at Murray State*	L	68-80	3,698	Neutral site-Avg/Game	-	2-4,934
02-20-10	at Miami (Ohio)%	L	53-69	2,060			
02-25-10	TENNESSEE STATE*	L	67-74	2,548			
02-27-10	AUSTIN PEAY*	L	68-71 ^{OT}	5,515			

* - Ohio Valley Conference Game

HOME GAMES IN ALL CAPS

- Basketball Travelers Classic (Normal, Ill.)

% - ESPN BracketBuster

Score by Periods	1st	2nd	OT	Totals
Southeast Missouri	852	1042	33	1927
Opponents	1024	1113	35	2172



Conference Games (3-15 Overall; 2-7 Home; 1-8 Away)

		TOTAL						3-PTS			REBOUNDS																
No.	Player	GP	GS	Min	Avg	FG	FGA	Pct	3FG	3FGA	Pct	FT	FTA	Pct	Off	Def	Tot	Avg	PF	FO	A	TO	Blk	Stl	Pts	Avg	
20	Anthony Allison	18	18	561	31.2	67	175	.383	28	60	.467	36	53	.679	4	25	29	1.6	46	1	23	37	1	10	198	11.0	
23	Marland Smith	18	14	538	29.9	64	187	.342	38	121	.314	30	38	.789	13	49	62	3.4	34	0	25	34	2	21	196	10.9	
1	Cameron Butler	12	7	297	24.8	38	67	.567	0	1	.000	48	71	.676	31	33	64	5.3	39	3	5	34	12	7	124	10.3	
5	Sam Pearson	18	16	494	27.4	54	133	.406	8	31	.258	65	84	.774	3	49	52	2.9	54	3	57	54	0	15	181	10.1	
10	Derek Thompson	17	2	339	19.9	50	132	.379	31	87	.356	14	26	.538	7	33	40	2.4	34	1	15	17	0	7	145	8.5	
13	Lucas Nutt	2	0	32	16.0	3	7	.429	2	4	.500	6	7	.857	0	3	3	1.5	6	0	6	2	0	2	14	7.0	
45	Jajuan Maxwell	15	5	240	16.0	33	64	.516	1	4	.250	29	43	.674	32	23	55	3.7	31	1	9	17	9	7	96	6.4	
34	LaMont Russell	18	15	461	25.6	24	58	.414	0	0	.000	20	33	.606	35	95	130	7.2	36	0	17	22	9	8	68	3.8	
11	LaQuentin Miles	14	1	206	14.7	16	54	.296	0	1	.000	16	35	.457	4	25	29	2.1	15	0	19	29	3	8	48	3.4	
24	Johnny Hill	14	11	150	10.7	11	28	.393	0	1	.000	9	15	.600	6	19	25	1.8	18	0	1	8	3	3	31	2.2	
31	Rae-Vonn Banks	13	0	132	10.2	10	23	.435	0	0	.000	8	14	.571	14	18	32	2.5	28	1	2	8	7	4	28	2.2	
33	Eric McCrary	13	0	111	8.5	9	21	.429	3	9	.333	2	2	1.000	2	12	14	1.1	25	0	8	6	2	1	23	1.8	
35	Israel Kirk	9	1	74	8.2	2	4	.500	0	0	.000	4	7	.571	6	4	10	1.1	12	0	3	2	1	2	8	0.9	
22	Kajuan Watson	4	0	15	3.8	0	3	.000	0	1	.000	0	0	.000	1	3	4	1.0	2	0	1	1	0	0	0	0.0	
TEAM												53	32	85													
Total.....		18	-	3650	-	381	956	.399	111	320	.347	287	428	.671	211	423	634	35.2	380	10	191	274	49	95	1160	64.4	
Opponents.....		18	-	3650	-	450	985	.457	117	307	.381	308	452	.681	198	445	643	35.7	355	-	241	239	66	138	1325	73.6	

Home Games (4-10 Overall, 2-7 OVC)

		TOTAL						3-PTS			REBOUNDS															
No.	Player	GP	GS	Min	Avg	FG	FGA	Pct	3FG	3FGA	Pct	FT	FTA	Pct	Off	Def	Tot	Avg	PF	FO	A	TO	Blk	Stl	Pts	Avg
23	Marland Smith	14	11	387	27.6	53	158	.335	30	98	.306	26	31	.839	9	37	46	3.3	24	0	25	21	2	16	162	11.6
20	Anthony Allison	14	14	424	30.3	53	125	.424	20	36	.556	31	48	.646	4	22	26	1.9	38	3	18	23	1	9	157	11.2
5	Sam Pearson	14	12	365	26.1	45	105	.429	5	24	.208	40	61	.656	2	30	32	2.3	38	1	40	52	0	13	135	9.6
1	Cameron Butler	11	7	240	21.8	28	54	.519	0	1	.000	40	62	.645	21	34	55	5.0	43	5	4	21	10	6	96	8.7
10	Derek Thompson	13	2	252	19.4	35	101	.347	19	66	.288	14	23	.609	5	21	26	2.0	20	0	13	10	0	4	103	7.9
13	Lucas Nutt	3	0	59	19.7	8	16	.500	4	7	.571	1	2	.500	1	3	4	1.3	3	0	20	5	0	5	21	7.0
45	Jajuan Maxwell	13	3	185	14.2	23	48	.479	0	2	.000	19	28	.679	20	19	39	3.0	32	2	6	13	8	7	65	5.0
34	LaMont Russell	14	12	318	22.7	29	48	.604	0	0	.000	10	19	.526	29	65	94	6.7	38	2	17	14	5	11	68	4.9
24	Johnny Hill	12	7	144	12.0	15	26	.577	0	0	.000	8	15	.533	6	19	25	2.1	15	0	1	6	1	2	38	3.2
11	LaQuentin Miles	13	1	143	11.0	12	38	.316	1	1	1.000	14	27	.519	6	18	24	1.8	11	0	16	16	1	7	39	3.0
33	Eric McCrary	10	0	98	9.8	10	21	.476	2	7	.286	8	11	.727	3	13	16	1.6	18	0	6	5	1	3	30	3.0
22	Kajuan Watson	5	0	37	7.4	3	11	.273	1	2	.500	5	6	.833	2	3	5	1.0	5	0	2	3	1	1	12	2.4
35	Israel Kirk	10	1	84	8.4	7	11	.636	0	0	.000	2	6	.333	11	5	16	1.6	8	0	0	4	0	3	16	1.6
31	Rae-Vonn Banks	11	0	89	8.1	6	11	.545	0	0	.000	3	6	.500	7	12	19	1.7	23	1	2	4	8	4	15	1.4
	TEAM														38	26	64					2				
	Total.....	14	-	2825	-	327	773	.423	82	244	.336	221	345	.641	164	327	491	35.1	316	14	170	199	38	91	957	68.4
	Opponents.....	14	-	2825	-	330	721	.458	87	234	.372	250	377	.663	140	351	491	35.1	290	-	172	217	42	98	997	71.2

Away Games (2-12 Overall, 1-8 OVC)

		TOTAL					3-PTS			REBOUNDS																	
No.	Player	GP	GS	Min	Avg	FG	FGA	Pct	3FG	3FGA	Pct	FT	FTA	Pct	Off	Def	Tot	Avg	PF	FO	A	TO	Blk	Stl	Pts	Avg	
23	Marland Smith	14	12	378	27.0	52	123	.423	29	77	.377	12	19	.632	10	33	43	3.1	29	0	16	27	1	10	145	10.4	
10	Derek Thompson	14	2	322	23.0	46	117	.393	28	71	.394	19	29	.655	4	30	34	2.4	31	1	10	14	0	5	139	9.9	
20	Anthony Allison	14	13	413	29.5	48	131	.366	16	39	.410	22	29	.759	5	19	24	1.7	29	0	21	37	0	7	134	9.6	
1	Cameron Butler	9	8	255	28.3	28	62	.452	0	0	.000	26	37	.703	18	28	46	5.1	30	1	5	27	8	8	82	9.1	
5	Sam Pearson	14	13	360	25.7	33	95	.347	4	22	.182	36	43	.837	4	31	35	2.5	38	2	36	36	1	11	106	7.6	
45	Jajuan Maxwell	12	4	174	14.5	26	53	.491	2	5	.400	19	27	.704	21	21	42	3.5	24	0	5	10	4	6	73	6.1	
13	Lucas Nutt	4	0	59	14.8	5	12	.417	2	5	.400	6	7	.857	0	5	5	1.3	8	0	8	5	0	3	18	4.5	
34	LaMont Russell	14	12	360	25.7	17	42	.405	0	0	.000	14	25	.560	30	73	103	7.4	25	0	13	24	6	6	48	3.4	
11	LaQuentin Miles	9	1	139	15.4	9	44	.205	0	2	.000	8	20	.400	4	18	22	2.4	7	0	15	23	2	4	26	2.9	
31	Rae-Vonn Banks	11	0	125	11.4	10	20	.500	0	0	.000	8	12	.667	9	12	21	1.9	28	0	0	7	2	6	28	2.5	
33	Eric McCrary	11	0	91	8.3	10	22	.455	3	9	.333	2	2	1.000	2	11	13	1.2	22	1	5	9	2	1	25	2.3	
22	Kajuan Watson	8	0	57	7.1	5	9	.556	0	0	.000	3	3	1.000	2	4	6	0.8	11	0	2	6	1	1	13	1.6	
24	Johnny Hill	10	5	61	6.1	3	11	.273	0	1	.000	4	6	.667	2	6	8	0.8	5	0	1	4	2	1	10	1.0	
35	Israel Kirk	7	0	56	8.0	1	4	.250	0	0	.000	2	2	1.000	5	6	11	1.6	10	0	4	1	1	2	4	0.6	
TEAM															32	24	56					1					
Total.....		14	-	2850	-	293	745	.393	84	231	.364	181	261	.693	148	321	469	33.5	297	5	141	231	30	71	851	60.8	
Opponents.....		14	-	2850	-	364	794	.458	90	248	.363	236	352	.670	177	358	535	38.2	252	-	224	184	64	123	1054	75.3	



FINAL STATISTICS

Neutral Games (1-1)

No.	Player	GP	GS	Min	Avg	TOTAL			3-PTS			REBOUNDS										PF	FO	A	TO	Blk	Stl	Pts	Avg
						FG	FGA	Pct	3FG	3FGA	Pct	FT	FTA	Pct	Off	Def	Tot	Avg											
5	Sam Pearson	2	2	44	22.0	8	16	.500	2	3	.667	5	8	.625	3	2	5	2.5	2	0	4	6	0	1	23	11.5			
1	Cameron Butler	2	2	51	25.5	8	15	.533	0	0	.000	3	9	.333	6	9	15	7.5	5	0	2	1	3	3	19	9.5			
23	Marland Smith	2	2	50	25.0	7	17	.412	4	10	.400	0	1	.000	1	4	5	2.5	2	0	3	3	0	2	18	9.0			
22	KaJuan Watson	2	0	21	10.5	5	7	.714	0	0	.000	2	3	.667	1	1	2	1.0	0	0	0	0	0	1	12	6.0			
20	Anthony Allison	2	2	64	32.0	3	11	.273	0	2	.000	5	8	.625	1	7	8	4.0	5	0	4	4	0	0	11	5.5			
33	Eric McCrary	2	0	15	7.5	3	4	.750	2	2	1.000	0	0	.000	1	4	5	2.5	5	0	0	1	0	1	8	4.0			
34	LaMont Russell	2	2	47	23.5	3	8	.375	0	0	.000	1	3	.333	3	4	7	3.5	4	0	3	4	1	2	7	3.5			
45	Jajuan Maxwell	2	0	17	8.5	2	6	.333	0	0	.000	3	6	.500	1	3	4	2.0	1	0	1	1	0	2	7	3.5			
13	Lucas Nutt	2	0	26	13.0	1	6	.167	1	2	.500	2	2	1.000	1	0	1	0.5	1	0	5	2	0	2	5	2.5			
31	Rae-Vonn Banks	2	0	29	14.5	2	4	.500	0	0	.000	1	4	.250	1	4	5	2.5	8	1	0	3	1	1	5	2.5			
10	Derek Thompson	2	0	27	13.5	0	6	.000	0	4	.000	3	4	.750	1	3	4	2.0	5	0	2	7	0	1	3	1.5			
24	Johnny Hill	2	0	7	3.5	0	2	.000	0	0	.000	1	2	.500	0	0	0	0.0	2	0	0	0	0	0	1	0.5			
11	LaQuentin Miles	1	0	2	2.0	0	1	.000	0	0	.000	0	0	.000	0	0	0	0.0	0	0	0	1	0	0	0	0.0			
TEAM																2	2	4			2								
Total.....		2	-	400	-	42	103	.408	9	23	.391	26	50	.520	22	43	65	32.5	40	1	24	35	5	16	119	59.5			
Opponents.....		2	-	400	-	44	96	.458	10	34	.294	23	40	.575	18	53	71	35.5	48	-	28	43	10	12	121	60.5			

Game-by-Game Comparison

Game totals are displayed in the format SOUTHEAST MISSOURI/OPPONENT for each category

Opponent	1st	2nd	Score	Mar	Total FG	FG Pct	3-Pointers	3FG Pct	Free Throws	FT Pct	Rebounds	Assist	TO	Block	Steal	Fouls
Saint Louis	20/30	21/29	41-59	(18)	14-51/22-51	.275/.431	1-11/4-12	.091/.333	12-16/11-23	.750/.478	31/44 (13)	3/11	14/15	0/6	5/4	26/17
ARKANSAS STATE	21/43	28/30	49-73	(24)	17-54/20-45	.315/.444	1-7/4-13	.143/.308	14-23/29-43	.609/.674	32/41 (9)	6/10	12/12	2/4	8/8	29/20
Northern Illinois	30/23	27/34	70-64	+6	25-52/21-57	.481/.368	7-13/5-18	.538/.278	13-21/17-34	.619/.500	42/34 +8	11/18	15/11	5/1	2/8	28/19
EASTERN MICHIGAN	41/40	35/46	76-86	(10)	32-65/28-52	.492/.538	6-21/7-14	.286/.500	6-8/23-31	.750/.742	26/40 (14)	16/14	15/18	4/3	5/6	29/16
St. Bonaventure	14/32	30/35	44-67	(23)	17-53/24-44	.321/.545	4-11/6-15	.364/.400	6-16/13-23	.375/.565	27/37 (10)	7/18	20/21	2/6	10/6	22/19
Illinois State	24/33	29/60	53-93	(40)	20-52/32-53	.385/.604	3-12/5-12	.250/.417	10-11/24-34	.909/.706	22/41 (19)	7/24	21/17	1/6	6/12	25/18
Norfolk State	37/25	38/29	75-54	+21	25-50/20-52	.500/.385	5-12/4-19	.417/.211	20-34/10-17	.588/.588	38/34 +4	17/10	15/22	3/4	6/6	18/29
Austin Peay	23/29	37/31	71-76	(5)	24-49/23-55	.490/.418	8-19/5-16	.421/.313	15-23/25-42	.652/.595	37/36 +1	12/11	19/11	3/1	3/9	32/19
Tennessee State	31/17	43/49	74-66	+8	23-46/23-60	.500/.383	6-14/5-22	.429/.227	22-27/15-22	.815/.682	39/30 +9	12/9	17/14	1/2	7/10	23/25
SOUTHERN ILLINOIS	21/44	44/42	65-86	(21)	26-54/32-57	.481/.561	4-12/8-19	.333/.421	9-24/14-23	.375/.609	32/40 (8)	14/26	20/17	0/7	8/14	21/25
WILLIAMS BAPTIST	59/26	57/34	116-60	+56	44-79/19-52	.557/.365	16-29/6-17	.552/.353	12-18/16-25	.667/.640	50/25 +25	29/11	13/25	2/0	14/4	18/15
Memphis	22/36	35/51	57-87	(30)	20-52/33-64	.385/.516	4-15/8-26	.267/.308	13-18/13-22	.722/.591	28/42 (14)	12/22	17/12	1/7	7/13	16/18
TENNESSEE TECH	23/36	50/46	73-82	(9)	21-55/28-50	.382/.560	7-17/9-16	.412/.563	24-36/17-24	.667/.708	39/36 +3	13/17	19/20	2/3	12/9	25/31
JACKSONVILLE STATE	36/23	42/43	78-66	+12	23-47/24-54	.489/.444	5-10/6-16	.500/.375	27-45/12-18	.600/.667	36/27 +9	11/10	12/16	3/3	10/4	21/25
Eastern Illinois	29/49	39/39	68-88	(20)	25-62/32-65	.403/.492	6-24/8-16	.250/.500	12-19/16-18	.632/.889	35/42 (7)	12/24	13/10	4/1	2/7	14/17
Morehead State	10/40	30/40	40-80	(40)	11-48/31-66	.229/.470	2-13/9-26	.154/.346	16-20/9-16	.800/.563	36/46 (10)	3/17	27/16	2/7	8/15	16/19
Eastern Kentucky	33/47	30/32	63-79	(16)	21-45/30-54	.467/.556	13-25/11-22	.520/.500	8-12/8-11	.667/.727	23/28 (5)	14/20	15/9	2/3	3/8	14/12
UT MARTIN	37/28	40/35	77-63	+14	25-50/18-47	.500/.383	5-16/4-17	.313/.235	22-32/23-42	.688/.548	36/30 +6	12/4	11/12	2/1	2/6	27/24
MURRAY STATE	31/44	30/36	61-80	(19)	24-51/27-46	.471/.587	3-11/3-10	.273/.300	10-16/23-32	.625/.719	22/29 (7)	7/14	18/16	2/8	8/10	23/20
Jacksonville State	30/35	25/23	55-58	(3)	18-53/18-54	.340/.333	3-12/4-15	.250/.267	16-24/18-23	.667/.783	39/38 +1	7/14	15/14	2/7	7/8	21/20
Tennessee Tech	35/44	33/38	68-82	(14)	23-61/25-58	.377/.431	3-17/8-15	.176/.533	19-28/24-33	.679/.727	39/42 (3)	10/11	9/9	2/3	6/7	22/22
SIU EDWARDSVILLE	28/22	40/27	68-49	+19	23-48/14-46	.479/.304	6-18/4-20	.333/.200	16-25/17-24	.640/.708	32/34 (2)	14/6	15/20	1/1	5/7	23/23
EASTERN ILLINOIS	25/37	24/38	49-75	(26)	16-44/32-63	.364/.508	4-20/4-12	.200/.333	13-22/7-11	.591/.636	29/37 (8)	7/14	16/9	7/1	3/8	14/19
UT Martin	38/31	32/42	70-73	(3)	26-60/23-50	.433/.460	10-18/5-9	.556/.556	8-13/22-28	.615/.786	35/30 +5	16/15	16/15	1/6	4/5	21/14
EASTERN KENTUCKY	23/36	33/23	56-59	(3)	19-52/23-56	.365/.411	4-18/6-22	.222/.273	14-21/7-17	.667/.412	41/34 +7	7/12	10/9	3/2	5/4	18/16
MOREHEAD STATE	26/37	28/36	54-73	(19)	17-45/23-41	.378/.561	6-19/11-20	.316/.550	14-21/16-24	.667/.667	24/34 (10)	11/15	16/19	1/2	4/8	20/19
Murray State	21/35	47/45	68-80	(12)	25-59/28-54	.424/.519	11-21/4-15	.524/.267	7-15/20-28	.467/.714	32/40 (8)	14/15	19/16	3/9	4/10	21/16
Miami	24/35	29/34	53-69	(16)	18-55/23-53	.327/.434	7-17/9-24	.412/.375	10-14/14-18	.714/.778	31/42 (11)	8/13	14/15	3/5	7/7	18/16
TENNESSEE STATE	29/43	38/31	67-74	(7)	16-59/20-57	.271/.351	7-20/11-25	.350/.440	28-35/23-28	.800/.821	45/40 +5	11/13	11/10	2/3	5/6	23/22
AUSTIN PEAY	31/24	28/35	68-71	(3)	24-70/22-55	.343/.400	8-26/4-13	.308/.308	12-19/23-35	.632/.657	47/44 +3	12/6	11/14	7/4	2/4	25/15



Team Game-by-Game Statistics

	Score	FG-A	PCT.	3FG-A	PCT.	FT-A	PCT.	Off	Def	Total	F	A	TO	B	S
Southeast Missouri	L, 41-59	14-51	.275	1-11	.091	12-16	.750	11	20	31	26	3	14	0	5
Saint Louis		22-51	.431	4-12	.333	11-23	.478	15	29	44	17	11	15	6	4
Southeast Missouri	L, 49-73	17-54	.315	1-7	.143	14-23	.609	6	26	32	29	6	12	2	8
Arkansas State		20-45	.444	4-13	.308	29-43	.674	6	35	41	20	10	12	4	8
Southeast Missouri	W, 70-64	25-52	.481	7-13	.538	13-21	.619	9	33	42	29	11	15	5	2
Northern Illinois		21-57	.368	5-18	.278	17-34	.500	13	21	34	19	18	11	1	8
Southeast Missouri	L, 76-86	32-65	.492	6-21	.286	6-8	.750	11	16	27	29	16	15	4	5
Eastern Michigan		28-52	.538	7-14	.500	23-31	.742	15	25	40	16	14	18	3	6
Southeast Missouri	L, 44-67	17-53	.321	4-11	.364	6-16	.375	12	15	27	22	7	20	2	10
St. Bonaventure		24-44	.545	6-15	.400	13-25	.565	8	29	37	19	18	21	6	6
Southeast Missouri	L, 53-93	20-52	.385	3-12	.250	10-11	.909	5	17	22	25	7	21	1	6
Illinois State		32-53	.604	5-12	.417	24-34	.706	13	28	41	18	24	17	6	12
Southeast Missouri	W, 75-54	25-50	.500	5-12	.417	20-34	.588	10	28	38	18	17	15	3	6
Norfolk State		20-52	.385	4-19	.211	10-17	.588	10	24	34	29	10	22	4	6
Southeast Missouri	L, 71-76	24-49	.490	8-19	.421	15-23	.652	8	29	37	32	12	19	3	3
Austin Peay		23-55	.418	5-16	.313	25-42	.595	14	22	36	19	11	11	1	9
Southeast Missouri	W, 74-66	23-46	.500	6-14	.429	22-27	.815	7	32	39	23	12	17	1	7
Tennessee State		23-60	.383	5-22	.227	15-22	.682	11	19	30	25	9	14	2	10
Southeast Missouri	L, 65-86	26-54	.481	4-12	.333	9-24	.375	11	21	32	21	14	20	0	8
Southern Illinois		32-57	.561	8-19	.421	14-23	.609	11	29	40	25	26	17	7	14
Southeast Missouri	W, 116-60	44-79	.557	16-29	.552	12-18	.667	20	30	50	18	29	13	2	14
Williams Baptist		19-52	.365	6-17	.353	16-25	.640	7	18	25	15	11	25	0	4
Southeast Missouri	L, 57-87	20-52	.385	4-15	.267	13-18	.722	9	19	28	16	12	17	1	7
Memphis		33-64	.516	8-16	.308	13-22	.591	15	27	42	18	22	12	7	13
Southeast Missouri	L, 73-82	21-55	.382	7-17	.412	24-36	.667	24	15	39	25	13	19	2	12
Tennessee Tech		28-50	.560	9-16	.563	17-24	.708	14	22	36	31	17	20	3	9
Southeast Missouri	W, 78-66	23-47	.489	5-10	.500	27-45	.600	11	25	36	21	11	12	3	10
Jacksonville State		24-54	.444	6-16	.375	12-18	.667	8	18	26	25	10	16	3	4
Southeast Missouri	L, 68-88	25-62	.403	6-24	.250	12-19	.632	12	23	35	14	12	13	4	2
Eastern Illinois		32-65	.492	8-16	.500	16-18	.889	11	31	42	17	24	10	1	7
Southeast Missouri	L, 40-80	11-48	.229	2-13	.154	16-20	.800	11	25	36	16	3	27	2	8
Morehead State		31-66	.470	9-26	.346	9-16	.563	15	31	46	19	17	16	7	15
Southeast Missouri	L, 63-79	21-45	.467	13-25	.520	8-12	.667	4	19	23	14	14	15	2	3
Eastern Kentucky		30-54	.556	11-22	.500	8-11	.727	6	22	28	12	20	9	3	8
Southeast Missouri	W, 77-63	25-50	.500	5-16	.313	22-32	.688	8	28	36	27	12	11	2	2
UT Martin		18-47	.383	4-17	.235	23-42	.548	7	22	29	24	4	12	1	6
Southeast Missouri	L, 61-80	24-51	.471	3-11	.273	10-16	.625	10	12	22	23	7	18	2	8
Murray State		27-46	.587	3-10	.300	23-32	.719	10	19	29	20	14	16	8	10
Southeast Missouri	L, 55-58	18-53	.340	3-12	.250	16-24	.667	11	28	39	21	7	15	2	7
Jacksonville State		18-54	.333	4-15	.267	18-23	.783	11	27	38	20	14	14	7	8
Southeast Missouri	L, 68-82	23-61	.377	3-17	.176	19-28	.679	19	20	39	22	10	9	2	6
Tennessee Tech		25-58	.431	8-15	.533	24-33	.727	17	25	42	22	11	9	3	7
Southeast Missouri	W, 68-49	23-48	.479	6-18	.333	16-25	.640	6	26	32	23	14	15	1	5
SIU Edwardsville		14-46	.304	4-20	.200	17-24	.708	9	25	34	23	6	20	1	7
Southeast Missouri	L, 49-75	16-44	.364	4-20	.200	13-22	.491	5	24	29	14	7	16	7	3
Eastern Illinois		32-63	.508	4-12	.333	7-11	.636	10	26	37	19	14	9	1	8
Southeast Missouri	L, 70-73	26-60	.433	10-18	.556	8-13	.615	14	21	35	21	16	16	1	4
UT Martin		23-50	.460	5-9	.556	22-28	.786	7	23	30	14	15	15	6	5
Southeast Missouri	L, 56-59	19-52	.365	4-18	.222	14-21	.667	10	31	41	18	7	10	3	5
Eastern Kentucky		23-56	.411	6-22	.273	7-17	.412	9	25	34	16	12	9	2	4
Southeast Missouri	L, 54-73	17-45	.378	6-19	.316	14-21	.667	7	17	24	20	11	16	1	4
Morehead State		23-41	.561	11-20	.550	16-24	.667	7	27	34	19	15	19	2	8
Southeast Missouri	L, 68-80	25-59	.424	11-21	.524	7-15	.467	15	17	32	21	14	19	3	4
Murray State		28-54	.519	4-15	.267	20-28	.714	14	26	40	16	15	16	9	10
Southeast Missouri	L, 53-69	18-55	.327	7-17	.412	10-14	.714	13	18	31	18	8	14	3	7
Miami (Ohio)		23-53	.434	9-24	.375	14-18	.778	15	27	42	16	13	15	5	7
Southeast Missouri	L, 67-74	16-59	.271	7-20	.350	28-35	.800	17	28	45	23	11	11	2	5
Tennessee State		20-57	.351	11-25	.440	23-28	.821	11	29	40	22	13	10	3	6
Southeast Missouri	L, 68-71	24-70	.343	8-26	.308	12-19	.632	19	28	47	25	12	11	7	2
Austin Peay		22-55	.400	4-13	.308	23-35	.657	13	31	44	15	6	14	4	4



FINAL STATISTICS

Game-by-Game Leaders

Opponent	W/L	Score	Points	Rebounds	Assists	Blocks	Steals
Saint Louis	L	41-59	Allison, Thompson - 10	Thompson - 10	Butler, Pearson, Thompson, 1	-	Pearson, Allison, Watson, Russell, Kirk - 1
ARKANSAS STATE	L	49-73	Allison - 10	Butler - 8	Russell, Smith - 2	Banks, Watson - 1	Pearson, Maxwell, Watson, Banks, Allison, Miles, Russell, Butler - 1
Northern Illinois	W	70-64 ^{OT}	Thompson - 19	Russell - 16	Pearson - 5	Butler - 2	Banks - 2
EASTERN MICHIGAN	L	76-86	Pearson - 17	Russell - 8	Pearson - 5	Butler - 2	Nutt, Russell, Smith, Maxwell, Pearson - 1
St. Bonaventure	L	44-67	Watson - 12	Russell - 6	Nutt - 4	Banks, Butler - 1	Russell, Butler, Nutt - 2
Illinois State	L	53-93	Allison - 13	Butler - 6	Nutt - 2	Butler - 1	Pearson, Russell - 2
Norfolk State	W	75-54	Pearson - 21	Butler - 10	Pearson - 4	Butler - 2	Maxwell, Pearson, Thompson, Butler, Banks, Smith - 1
Austin Peay	L	71-76 ^{OT}	Thompson - 18	Butler - 9	Nutt - 4	Russell - 2	Banks, Pearson, Nutt - 1
Tennessee State	W	74-66	Allison - 18	Pearson - 8	Allison - 3	Butler - 1	Smith, Butler - 2
SOUTHERN ILLINOIS	L	65-86	Allison - 15	Russell - 10	Nutt - 4	-	Butler - 2
WILLIAMS BAPTIST	W	116-60	Thompson - 23	Kirk - 7	Nutt - 12	Smith, Banks - 1	Nutt - 4
Memphis	L	57-87	Butler - 16	Smith - 6	Miles - 6	Butler - 1	Butler - 3
TENNESSEE TECH	L	73-82	Allison - 17	Butler - 6	Smith, Pearson - 4	Butler - 2	Pearson, Smith - 3
JACKSONVILLE STATE	W	78-66	Allison - 18	Pearson - 7	Allison - 4	Banks - 2	Pearson, Butler - 2
Eastern Illinois	L	68-88	Butler - 17	Russell - 13	Pearson - 5	Smith, Banks, McCrary, Butler - 1	Butler - 2
Morehead State	L	40-80	Thompson - 10	Russell - 8	Pearson, Smith, McCrary - 1	Russell, Miles - 1	Pearson - 3
Eastern Kentucky	L	63-79	Thompson - 19	McCrary - 5	Allison - 8	Russell, Miles - 1	Pearson, Smith, Thompson - 1
UT MARTIN	W	77-63	Allison - 18	Russell - 13	Pearson - 6	Russell, Miles - 1	Pearson, Allison - 1
MURRAY STATE	L	61-80	Pearson - 22	Hill - 5	Russell - 4	Banks, Russell - 1	Smith - 3
Jacksonville State	L	55-58	Thompson - 18	Maxwell - 11	Thompson, Pearson, Smith - 2	Maxwell, Hill - 1	Thompson, Smith - 2
Tennessee Tech	L	68-82	Allison, Maxwell - 17	Russell - 13	Pearson - 3	Banks, Russell - 1	Smith, Maxwell - 2
SIU EDWARDSVILLE	W	68-49	Smith - 17	McCrary - 6	Pearson - 4	Russell - 2	McCrary - 1
EASTERN ILLINOIS	L	49-75	Pearson - 11	Russell - 5	Pearson - 2	Maxwell, Butler - 3	Smith - 2
UT Martin	L	70-73	Allison - 18	Russell - 10	Pearson - 8	Hill - 1	Hill, Russell, Pearson, Smith - 1
EASTERN KENTUCKY	L	56-59	Allison - 20	Russell - 10	Pearson - 3	Smith, Hill, Maxwell - 1	Miles - 2
MOREHEAD STATE	L	54-73	Butler - 12	Butler - 5	Pearson - 4	Allison - 1	Kirk - 2
Murray State	L	68-80	Smith - 19	Maxwell - 5	Miles - 4	Butler, McCrary, Kirk - 1	Thompson, Miles, Smith, Maxwell - 1
Miami (Ohio)	L	53-69	Smith - 28	Russell - 9	Russell - 2	Maxwell - 2	Miles - 2
TENNESSEE STATE	L	67-74	Smith - 30	Hill - 8	Maxwell - 4	Butler - 2	Smith - 2
AUSTIN PEAY	L	68-71	Smith, Butler - 18	Russell - 13	Smith, Pearson - 4	Maxwell - 3	Allison, Smith - 1



Game-by-Game Starters

OPPONENT	W/L	SCORE	GUARD	GUARD	GUARD	FORWARD/ GUARD/CENTER	FORWARD	FIRST OFF THE BENCH
Saint Louis	L	41-59	Allison	Pearson	Smith	Butler, F	Maxwell	McCrary - 2 points, 1 rebound
ARKANSAS STATE	L	49-73	Allison	Pearson	Thompson	Butler, F	Russell	Kirk - 2 points, 3 rebounds
Northern Illinois	W	70-64 ^{OT}	Allison	Pearson	Smith	Butler, F	Russell	Watson - 2 points, 1 rebound; Thompson - 19 points, 1 rebound
EASTERN MICHIGAN	L	76-86	Allison	Pearson	Smith	Butler, F	Russell	Thompson - 15 points, 2 rebounds
St. Bonaventure	L	44-67	Allison	Pearson	Smith	Butler, F	Russell	Thompson - 0 points, 0 rebounds; Watson - 12 points, 1 rebound; McCrary - 8 points, 5 rebounds
Illinois State	L	53-93	Allison	Pearson	Smith	Butler, F	Russell	McCrary - 4 points, 2 rebounds
Norfolk State	W	75-54	Allison	Pearson	Smith	Butler, F	Russell	Banks - 5 points, 4 rebounds McCrary - 0 points, 0 rebounds
Austin Peay	L	71-76 ^{OT}	Allison	Pearson	Smith	Butler, F	Russell	Thompson - 18 points, 5 rebounds
Tennessee State	W	74-66	Allison	Pearson	Smith	Butler, F	Russell	Nutt - 3 points, 0 rebounds
SOUTHERN ILLINOIS	L	65-86	Allison	Pearson	Smith	Butler, F	Russell	Thompson - 3 points, 0 rebounds
WILLIAMS BAPTIST	W	116-60	Allison	Pearson	Smith	Butler, F	Russell	Nutt - 10 points, 12 assists, 3 rebounds
Memphis	L	57-87	Allison	Pearson	Smith	Butler, F	Russell	Maxwell - 6 points, 3 rebounds
TENNESSEE TECH	L	73-82	Allison	Pearson	Smith	Butler, F	Maxwell	Russell - 5 points, 5 rebounds
JACKSONVILLE STATE	W	78-66	Allison	Pearson	Hill	Butler, F	Maxwell	Smith - 11 points, 1 rebound
Eastern Illinois	L	68-88	Allison	Pearson	Smith	Butler, F	Maxwell	Banks - 3 points, 4 rebounds
Morehead State	L	40-80	Allison	Pearson	Hill	Russell, F	Maxwell	Smith - 0 points, 5 rebounds
Eastern Kentucky	L	63-79	Allison	Pearson	Smith	Hill, G	Russell	Banks - 2 points, 1 rebound
UT MARTIN	W	77-63	Allison	Pearson	Smith	Hill, G	Russell	Banks - 0 points, 0 rebounds
MURRAY STATE	L	61-80	Allison	Pearson	Smith	Hill, G	Russell	Thompson - 7 points, 2 rebounds
Jacksonville State	L	55-58	Allison	Pearson	Smith	Hill, G	Russell	Thompson - 18 points, 2 rebounds
Tennessee Tech	L	68-82	Allison	Pearson	Smith	Hill, G	Russell	Thompson - 3 points, 4 rebounds Maxwell - 17 points, 7 rebounds
SIU EDWARDSVILLE	W	68-49	Allison	Pearson	Smith	Hill, G	Russell	McCrary - 7 points, 6 rebounds
EASTERN ILLINOIS	L	49-75	Allison	Pearson	Smith	Hill, G	Russell	Thompson - 9 points, 3 rebounds
UT Martin	L	70-73	Allison	Pearson	Smith	Hill, G	Russell	Butler - 3 points, 6 rebounds
EASTERN KENTUCKY	L	56-59	Allison	Pearson	Smith	Hill, G	Russell	Thompson - 6 points, 5 rebounds
MOREHEAD STATE	L	54-73	Allison	Pearson	Thompson	Butler, F	Russell	Miles - 7 points, 4 rebounds
Murray State	L	68-80	Allison	Pearson	Thompson	Butler, F	Russell	Miles - 8 points, 1 rebound
Miami (Ohio)	L	53-69	Miles	Thompson	Smith	Maxwell, F	Russell	Allison - 2 points, 2 rebounds
TENNESSEE STATE	L	67-74	Miles	Allison	Smith	Maxwell, F	Russell	Thompson - 6 points, 0 rebounds
AUSTIN PEAY	L	68-71	Allison	Hill	Smith	Kirk, c	Russell	Butler - 18 points, 3 rebounds

Starting Lineup Combinations

RECORD	GUARD	GUARD	GUARD	FORWARD/GUARD/CENTER	FORWARD
0-3	Allison	Pearson	Smith	Butler, F	Maxwell
0-3	Allison	Pearson	Thompson	Butler, F	Russell
4-6	Allison	Pearson	Smith	Butler, F	Russell
1-0	Allison	Pearson	Hill	Butler, F	Maxwell
0-1	Allison	Pearson	Hill	Russell, F	Maxwell
2-7	Allison	Pearson	Hill	Smith, G	Russell
0-1	Miles	Thompson	Smith	Maxwell, F	Russell
0-1	Allison	Miles	Smith	Maxwell, F	Russell
0-1	Allison	Hill	Smith	Kirk, C	Russell



FINAL STATISTICS

Game-by-Game Leaders Summary (# of Games)

Points

Anthony Allison	11
Derek Thompson	7
Marland Smith	5
Sam Pearson	4
Cameron Butler	4
KaJuan Watson	1
Jajuan Maxwell	1

Rebounds

LaMont Russell	13
Cameron Butler	6
Sam Pearson	2
Eric McCrary	2
Jajuan Maxwell	2
Johnny Hill	2
Derek Thompson	1
Israel Kirk	1
Marland Smith	1

Assists

Sam Pearson	16
Lucas Nutt	5
Marland Smith	5
Anthony Allison	3
LaMont Russell	3
Derek Thompson	2
LaQuentin Miles	2
Eric McCrary	1
Cameron Butler	1
Jajuan Maxwell	1

Blocks

Cameron Butler	3
Rae-Vonn Banks	6
LaMont Russell	5
LaQuentin Miles	4
Eric McCrary	3
Jajuan Maxwell	3
Marland Smith	2
Johnny Hill	2
KaJuan Watson	1
Derek Thompson	1
Sam Pearson	1
Anthony Allison	1
Israel Kirk	1

Steals

Sam Pearson	12
Marland Smith	12
Cameron Butler	8
LaMont Russell	8
Rae-Vonn Banks	5
Lucas Nutt	4
Jajuan Maxwell	4
Derek Thompson	4
LaQuentin Miles	4
Anthony Allison	4
KaJuan Watson	2
Israel Kirk	2
Johnny Hill	1

Dunks (# for 2009-10 Season)

Cameron Butler	5
LaQuentin Miles	3
Rae-Vonn Banks	2
Jajuan Maxwell	1
Marland Smith	1

Career Ledger

Double-Digit Point Games

	2009-10	Career
Anthony Allison	17	17
Marland Smith	15	15
Jajuan Maxwell	5	15
Sam Pearson	12	12
Cameron Butler	10	10
Derek Thompson	9	9
Johnny Hill	1	9
LaMont Russell	3	8
Lucas Nutt	2	2
KaJuan Watson	1	1
Eric McCrary	1	1

Double-Digit Rebound Games

	2009-10	Career
LaMont Russell	8	15
Jajuan Maxwell	1	6
Cameron Butler	1	1

30 Point Games

	2009-10	Career
Marland Smith	1	1

20+ Point Games

	2009-10	Career
Sam Pearson	2	2
Marland Smith	2	2
Derek Thompson	1	1
Anthony Allison	1	1

8+ Rebound Games

	2009-10	Career
LaMont Russell	11	19
Jajuan Maxwell	1	12
Cameron Butler	3	3
Israel Kirk	-	1
Sam Pearson	1	1
Marland Smith	1	1
Johnny Hill	1	1

5+ Assist Games

	2009-10	Career
Sam Pearson	5	5
Anthony Allison	1	1
Lucas Nutt	1	1
LaQuentin Miles	1	1

3+ Steal Games

	2009-10	Career
Sam Pearson	2	2
Marland Smith	2	2
Lucas Nutt	1	1
Cameron Butler	1	1

Double-Doubles

	2009-10	Career
LaMont Russell	2	4
Jajuan Maxwell	1	3
Cameron Butler	1	1
Lucas Nutt	1	1

Games Played/Started

	2009-10	Career
Johnny Hill	24/12	102/36
Jajuan Maxwell	27/7	85/25
LaMont Russell	30/26	59/48
Israel Kirk	17/1	45/6
Anthony Allison	30/29	30/29
Marland Smith	30/25	30/25
Sam Pearson	30/27	30/27
Derek Thompson	29/4	29/4
Rae-Vonn Banks	24/0	24/0
Eric McCrary	23/0	23/0
Cameron Butler	22/17	22/17
LaQuentin Miles	22/2	22/2
KaJuan Watson	15/0	15/0
Lucas Nutt	9/0	9/0

Southeast Missouri's 2009-10 Record:

At Home	4-10
On the Road	2-12
At Neutral Sites	1-1
In Ohio Valley Conference Games	3-15
In November	2-5
In December	2-3
In January	2-7
In February	1-8
In March	0-0
Leading at the Half	7-2
Trailing at the Half	0-21
Tied at the Half	0-0
In Overtime Games	1-2
The Redhawks Score First	7-5
In 1-4 Point Games	0-4
In 5-9 Point Games	2-3
In 10-14 Point Games	2-3
In 15+ Point Games	3-13
Leading with Five Minutes Left in Regulation	6-3
Trailing with Five Minutes Left in Regulation	0-20
Tied with Five Minutes Left in Regulation	1-0
Scoring Less than 50 Points	0-5
Scoring 50-59 Points	0-6
Scoring 60-69 Points	1-8
Scoring 70-79 Points	5-4
Scoring 80-89 Points	0-0
Scoring 90-99 Points	0-0
Scoring 100 or more Points	1-0
Giving up Less Than 50 Points	1-0
Giving up 50-59 Points	1-3
Giving up 60-69 Points	5-2
Giving up 70-79 Points	0-8
Giving up 80-89 Points	0-9
Giving up 90-99 Points	0-1
Giving up 100 or more Points	0-0
Shooting 50% or Better from the Field	4-0
Shooting Less Than 50% from the Field	3-23
Opponent Shoots 50% or Better from the Field	0-11
Opponent Shoots Less Than 50% from the Field	7-12
Outshooting Opponent	7-3
Outshot by Opponent	0-20
Shooting 50% or Better from 3-Point Range	3-3
Shooting Less Than 50% from 3-Point Range	4-20
Opponent Shoots 50% or Better from 3-Point Range	0-7
Opponent Shoots Less Than 50% from 3-Point Range	7-16
Shooting 50% or Better from the Free Throw Line	7-20
Shooting Less Than 50% from the Free Throw Line	0-3
Opponent Shoots 50% or Better from the Free Throw Line	7-20
Opponent Shoots Less Than 50% from the Free Throw Line	0-3
Shooting More Free Throws Than Opponent	4-8
Shooting Less Free Throws Than Opponent	3-15
Free Throws are Tied	0-0
Southeast's Starters Outscore Opponent's Starters	6-2
Opponent's Starters Outscore Southeast's Starters	1-20
Starter Scoring is Tied	0-1
Bench Outscores Opponent	5-13
Opponent Bench Outscores Southeast	2-9
Bench Scoring is Tied	0-1
Bench Contributes Double Figures in Points	6-21
No Redhawks Player Scores Double Figures	0-0
Two Redhawks Players Score Double Figures	2-7
3+ Redhawks Players Score Double Figures	6-9
Outrebounding an Opponent	6-6
Opponent Outrebounds Southeast	1-17
Rebounds are Tied	0-0
Getting 10+ Assists	7-13
Getting 10+ Steals	2-2
Getting 5+ Blocks	1-2
Forcing more Turnovers than Opponent	5-7
Committing more Turnovers than Opponent	2-14
Turnovers are Tied	0-2



Saint Louis 59, Southeast Missouri 41

November 14, 2009 • Chaifetz Arena • St. Louis, Mo.

SEMO (0-1)	FG	3P	FT	O/D	REB	F	PTS	A	TO	B	S	M
Cameron Butler, f	0-5	0-0	2-2	1/1	2	5	2	1	3	0	0	26
Jajuan Maxwell, f	0-2	0-0	1-2	2/1	3	1	1	0	1	0	0	5
Sam Pearson, g	2-9	0-1	1-1	0/2	2	4	5	1	0	1	0	26
Anthony Allison, g	4-8	1-1	1-1	0/1	1	1	10	0	2	0	1	30
Marland Smith, g	0-2	0-0	0-0	1/1	2	1	0	0	2	0	0	10
Derek Thompson	3-12	0-6	4-6	0/7	7	1	10	1	0	0	0	32
LaQuentin Miles	0-3	0-1	0-0	0/1	1	0	0	0	0	0	0	3
KaJuan Watson	3-3	0-0	3-3	0/0	0	3	9	0	1	0	1	18
Johnny Hill	0-0	0-0	0-0	0/0	0	0	0	0	0	0	0	1
Eric McCrary	1-4	0-2	0-0	0/1	1	5	2	0	2	0	0	13
LaMont Russell	1-2	0-0	0-1	2/1	3	2	2	0	1	0	1	20
Israel Kirk	0-1	0-0	0-0	2/3	5	3	0	0	1	0	1	16
TEAM				3/1	4							
Totals.....	22-51	4-12	11-23	15/29	44	17	59	11	15	6	4	200
By Periods	1	2	Final									
SEMO	20	21	41									
SLU	30	29	59									

FG Percentage: SEMO 27.5, SLU 43.1 3-Point FG Percentage: SEMO 9.1, SLU 33.3
FT Percentage: SEMO 75.0, SLU 47.8 Attendance: 7,131

Arkansas State 73, Southeast Missouri 49

November 18, 2009 • Show Me Center • Cape Girardeau, Mo.

ASU (2-0)	FG	3P	FT	O/D	REB	F	PTS	A	TO	B	S	M
Martavious Adams, f	4-6	0-0	2-5	0/2	2	2	10	0	1	0	1	26
JeJuan Brown, f	3-4	0-0	5-7	1/12	13	2	11	1	2	0	0	29
Brandon Reed, g	6-11	2-4	3-5	0/1	1	3	17	1	1	0	0	27
Trey Finn, g	2-6	1-3	4-8	3/6	9	1	9	0	2	1	4	27
Rashad Allison, g	0-2	0-1	9-12	0/5	5	2	9	4	3	0	0	28
Daniel Bryant	3-11	1-5	2-2	1/1	2	3	9	3	3	0	3	30
Jeremy Thomas	0-0	0-0	0-0	0/0	0	0	0	0	0	0	0	2
Adam Sterrenbert	0-0	0-0	0-0	0/0	0	0	0	0	0	0	0	2
Brandon Peterson	2-4	0-0	2-2	0/4	4	5	6	0	0	3	0	16
Mike Lance	0-0	0-0	0-0	0/0	0	0	0	0	0	0	0	4
Justin Butler	0-1	0-0	2-2	1/0	1	2	2	1	0	0	0	9
TEAM				0/4	4							
Totals.....	20-45	4-13	29-43	6/35	41	20	73	10	12	4	8	200
By Periods	1	2	Final									
Arkansas State	43	30	73									
SEMO	21	28	49									

FG Percentage: ASU 44.4, SEMO 31.5 3-Point FG Percentage: ASU 30.8, SEMO 14.3
FT Percentage: ASU 67.4, SEMO 60.9 Attendance: 3,214

Southeast Missouri 70, Northern Illinois 64

November 22, 2009 • Convocation Center • DeKalb, Ill.

SEMO (1-2)	FG	3P	FT	O/D	REB	F	PTS	A	TO	B	S	M
Cameron Butler, f	3-7	0-0	6-8	1/5	6	4	12	1	2	2	0	30
LaMont Russell, f	3-4	0-0	0-3	3/13	16	4	6	2	5	1	0	35
Sam Pearson, g	3-7	0-1	2-4	2/3	5	4	8	5	4	1	0	33
Anthony Allison, g	5-12	1-2	0-0	1/2	3	2	11	2	1	0	0	38
Marland Smith, g	2-5	2-3	0-0	0/1	1	2	6	1	0	0	0	15
Derek Thompson	6-12	4-7	3-4	0/1	1	2	19	0	0	0	0	34
Lucas Nutt	1-1	0-0	0-0	0/1	1	2	2	0	1	0	0	9
Kajuan Watson	1-2	0-0	0-0	1/0	1	0	2	0	1	0	0	7
Rae-Vonn Banks	0-0	0-0	0-0	0/1	1	4	0	0	1	0	2	15
Jajuan Maxwell	1-2	0-0	2-2	1/2	3	4	4	0	0	1	0	9
TEAM				0/4	4							
Totals.....	25-52	7-13	13-21	9/33	42	28	70	11	15	5	2	225
By Periods	1	2	OT	Final								
SEMO	30	27	13	70								
NIU	23	34	7	64								

FG Percentage: SEMO 48.1, NIU 36.8 3-Point FG Percentage: SEMO 53.8, SEMO 27.8
FT Percentage: SEMO 61.9, NIU 50.0 Attendance: 825

Eastern Michigan 86, Southeast Missouri 76

November 24, 2009 • Show Me Center • Cape Girardeau, Mo.

EMU (3-2)	FG	3P	FT	O/D	REB	F	PTS	A	TO	B	S	M
Brandon Bowdry, f	8-14	0-0	9-12	3/4	7	3	25	0	2	0	1	21
Justin Dobbins, c	7-11	0-0	1-1	3/1	4	2	15	3	2	2	2	37
Jay Higgins, g	2-8	2-6	1-2	0/1	1	1	7	2	2	0	1	31
Carlos Medlock, g	1-3	1-3	4-6	0/6	6	4	7	8	4	0	1	33
Quintin Dailey, g	2-6	2-2	2-2	1/3	4	0	8	0	3	1	0	19
L.J. Frazier	0-1	0-1	0-0	0/0	0	1	0	0	0	0	0	7
Antonio Green	4-5	1-1	6-6	1/3	4	2	15	1	3	0	0	27
Will Cooper	1-1	1-1	0-0	0/3	1	3	0	0	0	0	0	10
Jamell Harris	3-3	0-0	0-2	1/2	3	2	6	0	2	0	1	12
Matt Balkema	0-0	0-0	0-0	0/0	0	0	0	0	0	0	0	3
TEAM				6/2	8							
Totals.....	28-52	7-14	23-31	15/25	40	16	86	14	18	3	6	200
By Periods	1	2	Final									
Eastern Michigan	40	46	86									
SEMO	41	35	76									

FG Percentage: EMU 53.8, SEMO 49.2 3-Point FG Percentage: EMU 50.0, SEMO 28.6
FT Percentage: EMU 74.2, SEMO 75.0 Attendance: 1,137



BOX SCORES

St. Bonaventure 67, Southeast Missouri 44

November 27, 2009 • Basketball Travelers Classic • Redbird Arena • Normal, Ill.

SEMO (1-4)	FG	3P	FT	O/D	REB	F	PTS	A	TO	B	S	M
Cameron Butler, f	0-3	0-0	0-2	4/1	5	3	0	0	0	1	2	19
LaMont Russell, f	2-5	0-0	1-2	3/3	6	1	5	0	2	0	2	26
Sam Pearson, g	1-4	0-0	0-0	0/0	0	1	2	0	3	0	0	12
Anthony Allison, g	2-7	0-1	0-2	0/1	1	2	4	1	2	0	0	29
Marland Smith, g	2-7	1-4	0-0	1/2	3	1	5	2	3	0	1	20
Derek Thompson	0-2	0-2	0-0	0/0	0	3	0	0	4	0	0	12
LaQuentin Miles	0-1	0-0	0-0	0/0	0	0	0	0	1	0	0	2
Lucas Nutt	1-6	1-2	2-2	1/0	1	1	5	4	2	0	2	22
Kajuan Watson	5-7	0-0	2-3	1/0	1	0	12	0	0	0	1	18
Johnny Hill	0-2	0-0	1-2	0/0	0	2	1	0	0	0	0	6
Rae-Vonn Banks	0-2	0-0	0-3	0/1	1	5	0	0	1	1	0	12
Eric McCrary	3-4	2-2	0-0	1/4	5	3	8	0	0	0	1	12
Jajuan Maxwell	1-3	0-0	0-0	1/1	2	0	2	0	1	0	1	10
TEAM				0/2	2				1			
Totals.....	17-53	4-11	6-16	12/15	27	22	44	7	20	2	10	200
SBU (3-1)	FG	3P	FT	O/D	REB	F	PTS	A	TO	B	S	M
Da'Quan Cook, f	2-4	0-0	1-2	0/2	2	3	5	0	3	0	0	22
Andrew Nicholson, f	5-6	0-0	5-6	3/9	12	1	15	0	2	2	0	26
Chris Matthews, g	5-7	4-6	0-0	0/1	1	1	14	1	0	0	1	25
Jonathan Hall, g	5-6	0-0	1-3	0/1	1	2	11	2	3	1	1	16
Malcolm Eleby, g	0-3	0-0	3-6	0/2	2	2	3	6	5	1	2	23
Ogo Adegboye	2-3	1-2	0-0	0/3	3	1	5	4	2	0	0	19
Demetrius Conger	0-4	0-3	1-2	2/2	4	1	1	1	1	1	0	15
Lewis Leonard	1-3	0-1	0-0	0/2	2	0	2	0	2	1	0	6
Michael Davenport	2-5	1-3	0-0	0/2	2	0	5	4	1	0	2	20
Marquise Simmons	2-3	0-0	1-2	0/1	1	4	5	0	1	0	0	14
Brett Roseboro	0-0	0-0	0-0	0/1	1	2	0	0	1	0	0	10
Jake Houseknecht	0-0	0-0	1-2	1/1	2	2	1	0	0	0	0	4
TEAM				2/2	4							
Totals.....	24-44	6-15	13-23	8/29	37	19	67	18	21	6	6	200

By Periods	1	2	Final									
Southeast Missouri	14	30	44									
St. Bonaventure	32	35	67									
FG Percentage: SEMO 32.1, SBU 54.5	3-Point FG Percentage: SEMO 36.4, SBU 40.0											
FT Percentage: SEMO 37.5, SBU 56.5	Attendance: 4,757											

Game 5

Illinois State 93, Southeast Missouri 53

November 28, 2009 • Basketball Travelers Classic • Redbird Arena • Normal, Ill.

SEMO (1-5)	FG	3P	FT	O/D	REB	F	PTS	A	TO	B	S	M
Cameron Butler, f	3-7	0-0	0-0	1/5	6	3	6	0	1	1	1	27
LaMont Russell, f	2-2	0-0	0-0	1/3	4	2	4	1	2	0	2	25
Sam Pearson, g	3-13	0-3	1-1	0/2	2	3	7	1	2	0	2	30
Anthony Allison, g	5-10	0-1	3-4	1/0	1	2	13	1	2	0	0	33
Marland Smith, g	2-6	2-4	0-0	0/1	1	4	6	1	4	0	0	18
Derek Thompson	1-4	1-3	2-2	0/1	1	2	5	1	2	0	0	14
LaQuentin Miles	1-1	0-0	0-0	0/0	0	0	2	0	0	0	0	1
Lucas Nutt	1-4	0-1	0-0	0/1	1	0	2	2	2	0	1	18
Kajuan Watson	0-0	0-0	0-0	0/0	0	3	0	0	3	0	0	7
Johnny Hill	0-0	0-0	0-0	0/0	0	0	0	0	0	0	0	1
Rae-Vonn Banks	0-1	0-0	2-2	0/1	1	4	2	0	0	0	0	11
Eric McCrary	1-3	0-0	2-2	0/2	2	2	4	0	3	0	0	10
Israel Kirk	0-0	0-0	0-0	0/0	0	0	0	0	0	0	0	3
Jajuan Maxwell	1-1	0-0	0-0	0/0	0	0	2	0	0	0	0	2
TEAM				2/1	3							
Totals.....	20-52	3-12	10-11	5/17	22	25	53	7	21	1	6	200
ISU (5-0)	FG	3P	FT	O/D	REB	F	PTS	A	TO	B	S	M
Tony Lewis, f	5-6	0-0	5-8	2/6	8	1	15	0	3	1	0	25
Dinma Odiakosa, f	8-10	0-0	3-6	5/4	9	1	19	1	1	1	1	25
Osiris Eldridge, g	6-8	3-4	4-4	1/2	3	0	19	4	2	1	2	27
Alex Rubin, g	1-2	0-0	0-0	0/1	1	1	2	3	1	0	1	23
Lloyd Phillips, g	1-6	0-2	2-2	0/2	2	3	4	5	2	0	2	23
Matt Coates	0-0	0-0	0-0	0/0	0	0	0	1	0	0	0	1
Terry Johnson	0-3	0-2	7-8	1/1	2	3	7	3	1	0	3	17
Austin Hill	5-6	2-2	1-2	1/1	2	2	13	4	3	1	2	16
Kellen Thornton	2-5	0-0	0-1	2/3	5	3	4	1	2	1	0	14
Jackie Carmichael	4-4	0-0	2-3	0/3	3	2	10	0	1	1	1	11
Justin Clark	0-3	0-2	0-0	0/2	2	0	0	2	0	0	0	12
Blake Mishler	0-0	0-0	0-0	0/1	1	2	0	0	1	0	0	6
TEAM				1/2	3							
Totals.....	32-53	5-12	24-34	13/28	41	18	93	24	17	6	12	200

By Periods	1	2	Final									
Southeast Missouri	24	29	53									
Illinois State	33	60	93									
FG Percentage: SEMO 38.5, ISU 60.4	3-Point FG Percentage: SEMO 25.0, ISU 41.7											
FT Percentage: SEMO 90.9, ISU 70.6	Attendance: 4,945											

Game 6

Southeast Missouri 75, Norfolk State 54

November 29, 2009 • Basketball Travelers Classic • Redbird Arena • Normal, Ill.

NSU (1-5)	FG	3P	FT	O/D	REB	F	PTS	A	TO	B	S	M
Tim Zephyr, f	1-3	0-0	0-0	0/3	3	5	2	0	1	1	0	20
Kyle O'Quinn, f	4-7	0-1	0-2	3/8	11	4	8	0	7	1	2	29
Rob Hampton, g	4-10	1-3	4-6	3/2	5	4	13	3	5	0	0	36
Michael DeLoach, g	7-13	2-3	3-5	1/5	6	3	19	4	2	1	2	37
Antoine Perry, g	0-3	0-2	0-0	0/0	0	3	0	1	0	1	0	19
Isaac Nixon	0-1	0-1	2-2	0/1	1	2	2	1	2	0	0	12
Jordan Payton	0-1	0-0	0-0	1/0	1	1	0	0	1	0	0	2
Joe Dorsett-Jeffreys	1-2	0-0	0-0	0/0	0	3	2	0	2	0	0	12
James Williams	3-6	1-4	1-2	0/3	3	2	8	0	0	0	2	18
Reggie Revels	0-3	0-3	0-0	0/1	1	1	0	0	2	0	0	8
Kris Brown	0-2	0-1	0-0	0/0	0	1	0	0	0	0	0	2
Brandon Wheelless	0-1	0-1	0-0	1/0	1	0	0	1	0	0	0	5
TEAM				1/1	2							
Totals.....	20-52	4-19	10-17	10/24	34	29	54	10	22	4	6	200
SEMO (2-5)	FG	3P	FT	O/D	REB	F	PTS	A	TO	B	S	M
Cameron Butler, f	8-12	0-0	3-7	2/8	10	2	19	2	1	2	1	32
LaMont Russell, f	1-3	0-0	0-1	0/1	1	3	2	3	2	1	0	21
Sam Pearson, g	7-12	2-3	5-8	3/2	5	1	21	4	3	0	1	32
Anthony Allison, g	1-4	0-1	5-6	1/6	7	3	7	3	2	0	0	35
Marland Smith, g	5-10	3-6	0-1	0/2	2	1	13	1	0	0	1	30
Derek Thompson	0-4	0-2	3-4	1/3	4	2	3	2	3	0	1	15
Lucas Nutt	0-0	0-0	0-0	0/0	0	0	0	1	0	0	0	4
Kajuan Watson	0-0	0-0	0-0	0/1	1	0	0	0	0	0	0	3
Johnny Hill	0-0	0-0	0-0	0/0	0	0	0	0	0	0	0	1
Rae-Vonn Banks	2-2	0-0	1-1	1/3	4	3	5	0	2	0	1	17
Eric McCrary	0-0	0-0	0-0	0/0	0	2	0	0	1	0	0	3
Jajuan Maxwell	1-3	0-0	3-6	0/2	2	1	5	1	0	0	1	7
TEAM				2/0	2							
Totals.....	25-50	5-12	20-34	10/28	38	18	75	17	15	3	6	200

By Periods	1	2	Final									
Norfolk State	25	29	54									
Southeast Missouri	37	38	75									
FG Percentage: NSU 38.5, SEMO 50.0	3-Point FG Percentage: NSU 21.1, 41.7											
FT Percentage: NSU 58.8, SEMO 58.8	Attendance: 5,112											

Game 7

Austin Peay 76, Southeast Missouri 71

December 3, 2009 • Dave Aaron Arena • Clarksville, Tenn.

SEMO (2-6, 0-1)													Clarksville, Tenn.												
	FG	3P	FT	O/D	REB	F	PTS	A	TO	B	S	M													
Cameron Butler, f	5-7	0-0	3-6	2/7	9	4	13	0	2	1	0	37													
LaMont Russell, f	0-0	0-0	1-2	0/7	7	3	1	0	1	2	0	37													
Sam Pearson, g	4-8	0-2	1-2	0/1	1	5	9	3	5	0	1	28													
Anthony Allison, g	4-9	2-4	2-4	0/2	2	3	12	3	7	0	0	33													
Marland Smith, g	1-4	1-3	0-0	0/0	0	1	3	0	2	0	0	25													
Derek Thompson	6-13	4-7	2-2	1/4	5	4	18	1	0	0	0	26													
Lucas Nutt	2-5	1-3	6-7	0/3	3	4	11	4	1	0	1	19													
Kajuan Watson	0-0	0-0	0-0	0/2	2	1	0	1	0	0	0	5													
Rae-Vonn Banks	1-2	0-0	0-0	1/1	2	3	2	0	0	0	1	8													
Eric McCrary	1-1	0-0	0-0	0/1	1	4	2	0	1	0	0	7													
TEAM				4/1	5																				
Totals.....	24-49	8-19	15-23	8/29	37	32	71	12	19	3	3	225													
APSU (4-4, 1-0)	FG	3P	FT	O/D	REB	F	PTS	A	TO	B	S	M													
Marcel Williams, f	0-2	0-0	3-4	3/5	8	5	3	1	1	0	0	24													
Anthony Campbell, f	5-10	2-4	7-9	1/4	5	1	19	0	0	0	2	41													
John Fraley, c	5-7	0-0	2-4	3/1	4	4	12	0	4	1	0	28													
Caleb Brown, g	1-4	0-1	0-0	0/1	1	3	2	2	3	0	2	16													
Wes Channels, g	4-12	3-5	9-16	0/4	4	0	20	4	1	0	2	39													
Tyrone Caldwell	2-5	0-0	1-2	2/1	3	1	5	2	1	0	3	27													
Eric Mosley	0-0	0-0	0-0	0/0	0	0	0	1	0	0	0	3													
Chris Reaves	0-1	0-1	0-0	0/1	1	0	0	0	0	0	0	3													
Justin Blake	0-4	0-4	0-0	0/0	0	2	0	0	0	0	0	12													
Duran Roberson	6-10	0-1	3-7	3/3	6	3	15	1	1	0	0	32													
TEAM				2/2	4																				
Totals.....	23-55	5-16	25-42	14/22	36	19	76	11	11	1	9	225													



Southeast Missouri 74, Tennessee State 66

December 5, 2009 • Gentry Center • Nashville, Tenn.

SEMO (3-6, 1-1)	FG	3P	FT	O/D	REB	F	PTS	A	TO	B	S	M
Cameron Butler, f	3-7	0-0	3-4	3/3	6	3	9	1	5	1	2	33
Sam Pearson, g	2-5	0-1	12-12	0/8	8	4	16	2	2	0	0	31
Anthony Allison, g	7-13	4-5	0-0	0/3	3	3	18	3	1	0	1	34
Marland Smith, g	5-8	1-3	3-5	0/4	4	3	14	2	2	0	2	28
LaMont Russell, f	1-3	0-0	2-2	1/6	7	2	4	0	2	0	0	33
Derek Thompson	3-6	0-3	1-2	0/2	2	3	7	1	3	0	0	13
Lucas Nutt	1-2	1-1	0-0	0/0	0	2	3	2	1	0	1	13
Rae-Vonn Banks	1-1	0-0	1-2	0/0	0	1	3	0	0	0	0	11
Eric McCrary	0-1	0-1	0-0	0/1	1	2	0	1	1	0	0	1
Jajuan Maxwell	0-0	0-0	0-0	0/0	0	0	0	0	0	0	1	3
TEAM				3/5	8							
Totals.....	23-46	6-14	22-27	7/32	39	23	74	12	17	1	7	200
TSU (1-8, 0-2)	FG	3P	FT	O/D	REB	F	PTS	A	TO	B	S	M
Jeremiah Crutcher, g	8-18	2-8	3-3	0/3	3	0	21	2	3	0	1	33
Lonnie Funderburke, f	2-3	0-0	0-0	0/1	1	5	4	1	0	0	1	19
Wil Peters, g	2-15	0-6	8-10	2/3	5	4	12	5	2	0	1	37
Tashan Fredrick, g	1-1	0-0	1-2	0/4	4	1	3	0	1	0	1	32
Robert Covington, f	7-13	3-6	1-2	4/4	8	4	18	0	3	1	1	27
Jacquan Nobles	1-4	0-2	0-0	0/0	0	4	2	0	0	0	1	18
Martell Buie	0-2	0-0	0-0	0/2	2	2	0	0	1	0	2	7
Erick Peguero	2-4	0-0	2-5	2/1	3	5	6	1	2	1	1	17
Marcus Cowan	0-0	0-0	0-0	0/1	1	0	0	0	1	0	1	10
TEAM				3/0	3							
Totals.....	23-60	5-22	15-22	11/19	30	25	66	9	14	2	10	200

By Periods	1	2	Final
Southeast Missouri	31	43	74
Tennessee State	17	49	66

FG Percentage: SEMO 50.0, TSU 51.4 3-Point FG Percentage: SEMO 42.9, TSU 22.7

FT Percentage: SEMO 81.5, TSU 68.2 Attendance: 856

Southern Illinois 86, Southeast Missouri 65

December 9, 2009 • Show Me Center • Cape Girardeau, Mo.

SIU (4-2)	FG	3P	FT	O/D	REB	F	PTS	A	TO	B	S	M
Carlton Fay, f	4-4	0-0	3-3	1/3	4	1	11	0	1	0	2	21
Nick Evans, c	4-5	0-0	7-8	0/2	2	3	15	0	1	2	0	20
Kevin Dillard, g	4-11	1-4	2-3	1/5	6	4	11	10	2	1	5	24
Tony Freeman, g	10-15	6-11	0-1	0/3	3	2	26	2	1	0	0	28
John Freeman, g	0-1	0-0	0-0	0/1	1	2	0	2	1	0	0	18
Kendal Brown-Surles	0-2	0-1	0-0	3/0	3	2	0	4	2	0	2	21
Aaron Moise	0-0	0-0	0-0	0/0	0	0	0	0	0	0	0	1
Nate Mitchell	0-1	0-0	0-0	0/2	2	0	0	0	1	0	1	6
Caleb Long	1-1	1-1	0-0	0/0	0	1	3	0	1	0	0	4
Jack Crowder	0-0	0-0	0-0	0/0	0	1	0	0	0	0	0	2
Gene Teague	2-3	0-0	0-3	2/1	3	3	4	2	1	0	2	13
Anthony Booker	4-8	0-1	2-5	3/8	11	4	10	2	4	4	0	20
Justin Bocot	3-6	0-1	0-0	1/2	3	2	6	4	2	0	2	22
TEAM				0/2	2							
Totals.....	32-57	8-19	14-23	11/29	40	25	86	26	17	7	14	200

SEMO (3-7)	FG	3P	FT	O/D	REB	F	PTS	A	TO	B	S	M
Cameron Butler, f	0-4	0-0	1-2	1/5	6	5	1	0	2	0	2	20
LaMont Russell, f	2-4	0-0	0-0	4/6	10	2	4	3	3	0	1	26
Sam Pearson, g	4-9	1-3	0-3	0/0	0	3	9	0	7	0	1	28
Anthony Allison, g	6-12	1-2	2-4	1/2	3	3	15	1	3	0	1	28
Marland Smith, g	2-7	0-2	1-2	0/3	3	2	5	3	2	0	1	24
Derek Thompson	1-4	0-2	1-3	0/0	0	1	3	2	0	0	1	15
LaQuentin Miles	2-2	0-0	1-3	0/0	0	0	5	1	0	0	0	4
Lucas Nutt	1-3	1-1	1-2	0/1	1	1	4	4	1	0	0	16
Kajuan Watson	0-0	0-0	0-0	0/0	0	0	0	0	1	0	0	2
Johnny Hill	1-1	0-0	0-2	0/1	1	0	2	0	0	0	0	4
Rae-Vonn Banks	0-0	0-0	0-0	0/0	0	1	0	0	0	0	0	4
Eric McCrary	6-7	1-2	0-0	2/2	4	1	13	0	1	0	1	13
Israel Kirk	1-1	0-0	0-1	1/1	2	1	2	0	0	0	0	9
Jajuan Maxwell	0-0	0-0	2-2	0/0	0	1	2	0	0	0	0	7
TEAM				2/0	2							
Totals.....	26-54	4-12	9-24	11/21	32	21	65	14	20	0	8	200

By Periods	1	2	Final
Southern Illinois	44	42	86
Southeast Missouri	21	44	65

FG Percentage: SIU 56.1, SEMO 48.1 3-Point FG Percentage: SIU 42.1, SEMO 33.3

FT Percentage: SIU 60.9, SEMO 37.5 Attendance: 3,550

Southeast Missouri 116, Williams Baptist 60

December 12, 2009 • Show Me Center • Cape Girardeau, Mo.

WBC (6-7)	FG	3P	FT	O/D	REB	F	PTS	A	TO	B	S	M
Wes Livingston, f	4-11	3-4	1-2	1/3	4	3	12	1	2	0	0	30
Marcus Massey, f	3-7	0-2	2-5	0/3	3	0	8	2	5	0	0	33
De'Varrio Watson, f	4-7	0-0	1-2	2/1	3	1	9	3	2	0	0	29
Jordan Wise, g	3-7	2-4	2-2	2/0	2	2	10	0	10	0	1	19
Jeremy Hansen, g	1-5	0-3	2-2	0/5	5	1	4	1	2	0	0	16
Allen Williams	0-0	0-0	0-0	0/0	0	0	0	0	0	0	0	4
Alex Garmrath	0-5	0-1	0-0	0/2	2	1	0	1	0	0	1	20
Aaron Miller	0-0	0-0	0-0	0/0	0	0	0	0	0	0	0	4
Shane Smith	0-0	0-0	0-0	0/0	0	1	0	0	0	0	0	4
Trase Davis	0-1	0-1	0-2	0/1	1	0	0	1	0	0	0	5
Maurice Templeton	0-1	0-0	0-0	1/0	1	0	0	0	0	0	0	5
Kyle Harvey	3-5	1-1	6-8	0/1	1	5	13	1	2	0	0	20
Phillip Sykes	0-1	0-0	0-0	0/1	1	0	0	0	2	0	1	3
Brad Moss	1-2	0-1	2-2	1/0	1	1	4	1	0	0	1	8
TEAM				0/1	1							
Totals.....	19-52	6-17	16-25	7/18	25	15	60	11	25	0	4	200

SEMO (4-7)	FG	3P	FT	O/D	REB	F	PTS	A	TO	B	S	M
Cameron Butler, f	4-4	0-0	0-2	1/1	2	4	8	0	1	0	0	15
LaMont Russell, f	4-5	0-0	0-0	3/3	6	0	8	0	1	0	1	12
Sam Pearson, g	0-1	0-1	2-2	0/1	1	0	2	2	2	0	2	11
Anthony Allison, g	2-4	2-2	2-2	0/1	1	0	8	3	3	0	0	15
Marland Smith, g	8-16	3-9	0-0	0/2	2	1	19	5	0	1	1	17
Derek Thompson	7-12	6-10	3-3	2/2	4	0	23	1	1	0	1	19
LaQuentin Miles	1-5	1-1	0-0	2/3	5	1	3	2	1	0	0	13
Lucas Nutt	4-8	2-3	0-0	1/2	3	1	10	12	1	0	4	27
Kajuan Watson	3-5	1-1	1-2	2/1	3	1	8	2	0	0	0	13
Johnny Hill	1-2	0-0	0-0	1/2	3	1	2	1	0	0	0	11
Rae-Vonn Banks	2-2	0-0	0-0	1/1	2	2	4	0	1	1	2	10
Eric McCrary	2-5	1-2	1-3	0/2	2	2	6	0	1	0	0	18
Israel Kirk	3-6	0-0	0-0	6/1	7	1	6	0	0	0	1	9
Jajuan Maxwell	3-4	0-0	3-4	1/4	5	4	9	1	1	0	2	10
TEAM				0/4	4							
Totals.....	44-79	16-29	12-18	20/30	50	18	116	29	13	2	14	200

By Periods	1	2	Final
Williams Baptist	26	34	60
Southeast Missouri	59	57	116

FG Percentage: WBC 36.5, SEMO 55.7 3-Point FG Percentage: WBC 35.3, SEMO 55.2

FT Percentage: WBC 64.0, SEMO 66.7 Attendance: 2,464

Memphis 87, Southeast Missouri 57

December 22, 2009 • FedEx Forum • Memphis, Tenn.

SEMO (4-8)	FG	3P	FT	O/D	REB	F	PTS	A	TO	B	S	M
Cameron Butler, f	4-11	0-0	8-10	2/2	4	4	16	0	2	1	3	33
LaMont Russell, f	0-1	0-0	0-0	0/2	2	0	0	1	1	0	0	9
Sam Pearson, g	0-1	0-1	1-2	0/0	0	0	1	1	4	0	0	14
Anthony Allison, g	1-10	1-3	2-2	0/1	1	2	5	2	5	0	1	27
Marland Smith, g	6-12	2-6	1-2	2/4	6	1	15	2	0	0	0	32
Derek Thompson	1-4	1-4	0-0	0/0	0	3	3	0	0	0	0	24
LaQuentin Miles	0-4	0-0	1-2	1/4	5	0	1	6	4	0	0	19
Kajuan Watson	0-0	0-0	0-0	0/0	0	0	0	0	0	0	0	1
Johnny Hill	2-2	0-0	0-0	1/0	1	0	4	0	1	0	0	9
Rae-Vonn Banks	2-2	0-0	0-0	0/1	1	3	4	0	0	0	1	7
Eric McCrary	0-0	0-0	0-0	0/0	0	0	0	0	0	0	0	3
Israel Kirk	1-1	0-0	0-0	0/0	0	0	2	0	0	0	1	4
Jajuan Maxwell	3-4	0-1	0-0	0/3	3	3	6	0	0	0	1	18
TEAM				3/2	5							
Totals.....	20-52	4-15	13-18	9/19	28	16	57	12	17	1	7	200

TEAM.....	20-32	4-15	13-18	9/19	5	16	57	12	17	1	7	200
MEMPHIS (8-2)	FG	3P	FT	O/D	REB	F	PTS	A	TO	B	S	M
P. Henderson-Niles, f	5-6	0-0	0-1	2/2	4	2	10	2	0	0	2	19
Robert Sallie, g	3-10	0-5	1-4	0/6	6	2	7	3	1	2	3	26
Willie Kemp, g	4-8	1-3	1-1	0/4	4	4	10	3	2	0	4	31
Elliot Williams, g	7-13	2-6	4-5	3/6	9	2	20	8	4	0	0	31
Doneal Mack, g	7-11	4-8	1-2	2/2	4	1	19	3	1	2	2	28
James Harvey, Jr.	0-0	0-0	0-2	0/0	0	0	0	0	0	0	0	1
Will Coleman	1-2	0-0	0-0	2/1	3	1	2	1	1	2	0	20
Wesley Witherspoon	5-8	1-2	4-5	3/1	4	2	15	2	2	1	2	22
Drew Barham	0-2	0-2	0-0	0/0	0	3	0	0	1	0	0	6
D.J. Stephens	1-4	0-0	2-2	1/3	4	1	4	0	0	0	0	12
Preston Laird	0-0	0-0	0-0	0/0	0	0	0	0	0	0	0	2
Tyler Foster	0-0	0-0	0-0	0/0	0	0	0	0	0	0	0	1
Aaron Jacques	0-0	0-0	0-0	0/0	0	0	0	0	0	0	0	1



BOX SCORES

Tennessee Tech 82, Southeast Missouri 73

January 2, 2010 • Show Me Center • Cape Girardeau, Mo.

TTU (7-6, 1-1)	FG	3P	FT	O/D	REB	F	PTS	A	TO	B	S	M
Terrell Barnes, f	2-3	0-0	0-2	4/1	5	4	4	2	0	0	0	18
Frank Davis, f	7-11	6-10	0-0	0/1	1	3	20	0	2	0	1	38
Alfred Jones, f	1-1	0-0	2-4	1/3	4	5	4	1	1	1	1	13
Elijah Muhammad, g	4-9	2-3	8-8	0/1	1	4	18	4	3	0	5	22
Kevin Murphy, g	6-12	0-2	2-2	0/1	1	4	14	1	5	0	0	31
Riley Hunley	0-0	0-0	0-0	0/0	0	0	0	2	0	0	0	3
Byron Pickens	0-3	0-0	0-0	0/3	3	2	0	2	1	2	2	16
Jud Dillard	1-1	0-0	2-4	0/2	2	1	4	1	0	0	0	16
Bassey Inameti	6-6	0-0	2-2	1/4	5	5	14	1	4	0	0	24
Zach Bailey	1-4	1-1	1-2	0/3	3	3	4	3	4	0	0	19
TEAM				8/3	11							
Totals.....	28-50	9-16	17-24	14/22	36	31	82	17	20	3	9	200
SEMO (4-9, 1-2)	FG	3P	FT	O/D	REB	F	PTS	A	TO	B	S	M
Cameron Butler, f	3-3	0-0	4-7	4/2	6	5	10	0	3	2	0	15
Jajuan Maxwell, f	4-7	0-0	2-3	2/1	3	5	10	1	3	0	2	33
Sam Pearson, g	3-8	0-2	9-10	1/3	4	5	15	4	5	0	3	35
Anthony Allison, g	5-14	5-7	2-3	0/3	3	2	17	1	1	0	1	33
Marland Smith, g	2-9	2-6	2-3	1/0	1	1	8	4	2	0	3	28
Derek Thompson	0-3	0-2	0-0	0/0	0	2	0	0	1	0	0	6
LaQuentin Miles	2-7	0-0	3-6	2/1	3	2	7	1	2	0	1	15
Johnny Hill	0-1	0-0	0-0	1/0	1	0	0	0	0	0	1	3
Rae-Vonn Banks	0-0	0-0	1-2	0/1	1	0	1	0	0	0	0	1
Eric McCrary	0-1	0-0	0-0	0/0	0	1	0	0	1	0	0	2
LaMont Russell	2-2	0-0	1-2	1/4	5	2	5	2	1	0	1	29
TEAM				12/0	12							
Totals.....	21-55	7-17	24-36	24/15	39	25	73	13	19	2	12	200
By Periods	1	2	Final									
Tennessee Tech	36	46	82									
Southeast Missouri	23	50	73									

FG Percentage: TTU 56.0, SEMO 38.2 3-Point FG Percentage: TTU 56.3, 41.2

FT Percentage: TTU 70.8, SEMO 66.7 Attendance: 1,237

Southeast Missouri 78, Jacksonville State 66

January 4, 2010 • Show Me Center • Cape Girardeau, Mo.

JSU (5-8, 1-2)	FG	3P	FT	O/D	REB	F	PTS	A	TO	B	S	M
Nick Murphy, f	2-8	0-0	2-5	2/2	4	4	6	1	6	1	1	27
Sean Thurston, f	1-4	0-0	1-1	1/2	3	4	3	1	2	2	0	20
Dominique Shellman, g	2-5	0-2	0-0	0/1	1	3	4	2	2	0	1	30
Jeremy Bynum, g	0-2	0-1	0-0	0/1	1	1	0	1	1	0	1	26
Trenton Marshall, g	13-23	4-9	7-9	1/6	7	2	37	1	1	0	1	39
Stephen Hall	2-3	0-0	0-1	0/2	2	5	4	0	1	0	0	18
Jay-R Strowbridge	2-7	2-4	0-0	0/3	3	3	6	3	1	0	0	22
John Barnes	0-0	0-0	0-0	0/0	0	0	0	0	1	0	0	3
Amadou Mbodji	2-2	0-0	2-2	3/0	3	3	6	1	1	0	0	15
TEAM				3/0	3							
Totals.....	24-54	6-16	12-18	10/17	27	25	66	10	16	3	4	200
SEMO (5-9, 2-2)	FG	3P	FT	O/D	REB	F	PTS	A	TO	B	S	M
Cameron Butler, f	2-3	0-0	12-21	3/2	5	4	16	0	1	0	2	25
Jajuan Maxwell, f	5-8	0-0	0-0	3/1	4	4	10	0	0	1	1	16
Sam Pearson, g	2-6	1-1	6-10	0/7	7	4	11	2	4	0	2	26
Anthony Allison, g	7-15	1-4	3-4	0/0	0	1	18	4	0	0	1	36
Johnny Hill, g	1-4	0-0	2-4	1/0	1	1	4	0	0	0	0	20
LaQuentin Miles	0-0	0-0	3-4	1/3	4	1	3	2	3	0	1	13
Marland Smith	4-7	3-5	0-0	0/1	1	2	11	1	1	0	1	25
Rae-Vonn Banks	0-0	0-0	1-2	1/5	6	3	1	0	2	2	1	16
LaMont Russell	2-4	0-0	0-0	2/4	6	1	4	2	1	0	1	23
TEAM				0/2	2							
Totals.....	23-47	5-10	27-45	11/25	36	21	78	11	12	3	10	200
By Periods	1	2	Final									
Jacksonville State	23	43	66									
Southeast Missouri	36	42	78									

FG Percentage: TTU 44.4, SEMO 48.9 3-Point FG Percentage: TTU 37.5, SEMO 50.0

FT Percentage: TTU 66.7, SEMO 60.0 Attendance: 1,113

Eastern Illinois 88, Southeast Missouri 68

January 9, 2010 • Lantz Arena • Charleston, Ill.

SEMO (5-10, 2-3)	FG	3P	FT	O/D	REB	F	PTS	A	TO	B	S	M
Cameron Butler, f	7-10	0-0	3-5	2/2	4	4	17	2	3	1	2	28
Jajuan Maxwell, f	1-2	0-0	0-0	1/1	2	0	2	0	1	0	0	9
Sam Pearson, g	2-5	0-1	2-3	1/5	6	4	6	5	3	0	0	30
Anthony Allison, g	5-14	2-8	0-0	0/0	0	2	12	0	1	0	0	35
Marland Smith, g	5-15	4-12	1-2	1/2	3	0	15	0	1	1	0	30
Derek Thompson	1-6	0-3	0-0	0/0	0	0	2	0	0	0	0	12
LaQuentin Miles	2-6	0-0	1-2	0/1	1	1	5	3	0	0	0	13
Kajuan Watson	0-0	0-0	0-0	0/0	0	0	0	0	0	0	0	1
Rae-Vonn Banks	1-1	0-0	1-2	3/1	4	1	3	0	1	1	0	8
Eric McCrary	0-0	0-0	0-0	0/0	0	1	0	0	0	1	0	4
LaMont Russell	1-3	0-0	4-5	4/9	13	0	6	2	3	0	0	28
Israel Kirk	0-0	0-0	0-0	0/0	0	1	0	0	0	0	0	2
TEAM				0/2	2							
Totals.....	25-62	6-24	12-19	12/23	35	14	68	12	13	4	2	200
EIU (10-5, 4-1)	FG	3P	FT	O/D	REB	F	PTS	A	TO	B	S	M
James Hollowell, f	2-7	0-0	0-0	2/2	4	0	4	3	1	1	0	17
Ousmane Cisse, c	4-6	0-0	2-2	1/7	8	1	10	2	2	0	1	26
Tyler Laser, g	5-13	4-8	6-6	0/0	0	2	20	5	2	0	0	28
Jeremy Granger, g	3-5	0-0	3-4	1/1	2	2	9	4	1	0	1	26
T.J. Marion, g	3-3	0-0	2-2	1/4	5	0	8	0	2	0	1	24
Dewayne Wright	2-5	0-1	3-3	0/3	3	1	7	2	0	0	1	13
Romain Martin	3-7	2-3	0-0	0/0	0	1	8	0	1	0	0	10
Jay Smith	0-2	0-2	0-0	0/0	0	0	0	0	0	0	0	5
Shaun Pratt	0-1	0-0	0-0	0/1	1	4	0	0	0	0	0	7
Curry McKinney	2-3	2-2	0-0	1/4	5	1	6	5	1	0	3	14
Matt Dorlack	1-2	0-0	0-0	1/0	1	2	2	1	0	0	0	7
Zavier Sanders	3-4	0-0	0-1	1/3	4	1	6	0	0	0	0	7
Edin Suljic	4-7	0-0	0-0	2/3	5	2	8	2	0	0	0	16
TEAM				1/3	4							
Totals.....	32-65	8-16	16-18	11/31	42	17	88	24	10	1	7	200
By Periods	1	2	Final									
Southeast Missouri	29	39	68									
Eastern Illinois	49	39	88									

FG Percentage: SEMO 40.3, EIU 49.2 3-Point FG Percentage: SEMO 25.0, EIU 50.0

FT Percentage: SEMO 63.2, EIU 88.9 Attendance: 1,368

Morehead State 80, Southeast Missouri 40

January 14, 2010 • Johnson Arena • Morehead, Ky.

SEMO (5-11, 2-4)	FG	3P	FT	O/D	REB	F	PTS	A	TO	B	S	M
LaMont Russell, f	2-6	0-0	1-2	3/5	8	0	5	0	1	1	0	25
Jajuan Maxwell, f	0-1	0-0	1-2	0/0	0	2	1	0	2	0	0	7
Sam Pearson, g	1-6	0-0	4-4	0/1	1	1	6	1	4	0	3	21
Anthony Allison, g	1-6	0-2	2-2	0/1	1	3	4	0	7	0	2	30
Johnny Hill, g	0-2	0-0	2-2	1/0	1	0	2	0	1	0	0	10
Derek Thompson	4-8	2-4	0-0	0/2	2	3	10	0	0	0	1	14
LaQuentin Miles	1-5	0-1	0-0	0/6	6	1	2	0	7	1	0	23
Kajuan Watson	0-2	0-0	0-0	1/1	2	1	0	0	1	0	0	7
Marland Smith	0-8	0-6	0-1	1/4	5	1	0	1	2	0	0	24
Rae-Vonn Banks	2-3	0-0	4-5	2/1	3	1	8	0	2	0	2	19
Eric McCrary	0-1	0-0	0-0	0/0	0	0	0	1	0	0	0	5
Israel Kirk	0-0	0-0	2-2	0/2	2	3	2	0	0	0	0	15
TEAM				3/2	5							
Totals.....	11-48	2-13	16-20	11/25	36	16	40	3	27	2	8	200
MOR (11-6, 6-1)	FG	3P	FT	O/D	REB	F	PTS	A	TO	B	S	M
Steve Peterson, f	3-8	2-7	2-2	2/4	6	1	10	3	4	1	4	25
Kenneth Faried, c	5-10	0-1	2-7	6/10	16	1	12	1	2	3	0	23
Maze Stallworth, g	4-9	2-6	3-4	2/1	3	3	13	1	1	1	2	28
Brandon Shingles, g	2-7	0-1	0-0	1/0	1	0	4	7	0	0	4	22
Demonte Harper, g	4-7	2-3	0-0	0/3	3	2	10	1	3	0	2	20
Jamel Marshall	3-6	0-0	0-0	0/5	5	3	6	0	0	0	0	14
Aaron Williams	0-1	0-1	0-0	0/0	0	2	0	1	0	0	0	9
Terrance Hill	3-7	2-5	0-0	0/2	2	1	8	1	1	0	2	19
Ty Proffitt	1-3	1-1	0-0	0/1	1	2	3	1	0	0	1	10
Jason Beharie	1-2	0-0	0-0	1/2	3	2	2	0	0	2	0	12
Sam Goodman	5-6	0-1	2-3	1/1	2	2	12	1	4	0	0	18
TEAM				2/2	4				1			
Totals.....	31-66	9-26	9-16	15/31	46	19	80	17	16	7	15	200



Eastern Kentucky 79, Southeast Missouri 63

January 16, 2010 • McBrayer Arena • Richmond, Ky.

SEMO (5-12, 2-5)	FG	3P	FT	O/D	REB	F	PTS	A	TO	B	S	M
LaMont Russell, f	0-1	0-0	0-0	0/2	2	0	0	0	0	1	0	25
Sam Pearson, g	4-7	4-6	0-0	0/2	2	2	12	3	3	0	1	28
Anthony Allison, g	1-6	0-1	7-8	0/3	3	1	9	8	1	0	0	31
Marland Smith, g	3-8	3-7	0-0	0/2	2	3	9	1	1	0	1	29
Johnny Hill, g	0-1	0-0	0-0	0/0	0	1	0	0	1	0	0	5
Derek Thompson	7-10	5-8	0-0	1/3	4	1	19	2	2	0	1	30
LaQuentin Miles	1-3	0-0	1-3	0/3	3	2	3	0	4	1	0	20
Rae-Vonn Banks	1-2	0-0	0-1	1/0	1	2	2	0	1	0	0	10
Eric McCrary	4-7	1-3	0-0	1/4	5	2	9	0	1	0	0	22
TEAM				1/0	1				1			
Totals.....	21-45	13-25	8-12	4/19	23	14	63	14	15	2	3	200
EKU (13-6, 6-2)	FG	3P	FT	O/D	REB	F	PTS	A	TO	B	S	M
Josh Taylor, f	7-11	5-9	0-0	1/3	4	3	19	3	2	0	1	30
Spencer Perrin, f	4-6	0-0	0-1	0/8	8	2	8	1	1	2	0	26
Joshua Jones, g	2-4	1-2	0-0	0/1	1	0	5	2	1	0	1	26
Papa Oppong, g	4-8	2-3	0-2	0/2	2	0	10	2	1	0	2	24
Justin Stommes, g	2-5	0-1	4-4	0/3	3	2	8	8	1	1	1	35
Willie Cruz	2-3	0-0	0-0	2/1	3	1	4	2	0	0	0	14
Robin Mestdagh	0-1	0-1	0-0	0/0	0	0	0	0	1	0	0	10
Antonio Gilkey	0-1	0-0	0-0	1/0	1	0	0	0	1	0	0	2
Mike Lewis	1-2	0-0	0-0	0/0	0	1	2	0	0	0	0	1
Josh Daniel	6-7	2-2	2-2	0/0	0	1	16	0	1	0	2	14
Dayvon Ellis	2-6	1-4	2-2	0/0	0	2	7	2	0	0	1	18
TEAM				2/4	6							
Totals.....	30-54	11-22	8-11	6/22	28	12	79	20	9	3	8	200
By Periods	1	2	Final									
Southeast Missouri	33	30	63									
Eastern Kentucky	47	32	79									

FG Percentage: SEMO 46.7, EKU 55.6 3-Point FG Percentage: SEMO 52.0, EKU 50.0
FT Percentage: SEMO 66.7, EKU 72.7 Attendance: 2,400

Southeast Missouri 77, UT Martin 63

January 21, 2010 • Show Me Center • Cape Girardeau, Mo.

UTM (2-15, 0-8)	FG	3P	FT	O/D	REB	F	PTS	A	TO	B	S	M
Benzor Simmons, f	3-10	0-3	6-8	0/3	3	4	12	0	3	0	0	29
Ron Spencer, f	1-1	0-0	2-4	0/5	5	3	4	0	0	0	1	12
Marquis Weddle, g	6-11	3-6	0-0	0/3	3	2	15	1	1	0	1	34
Cataurius Taylor, g	0-2	0-2	1-2	1/2	3	1	1	2	2	0	0	28
Reuben Clayton, g	5-15	1-6	8-11	3/0	3	5	19	1	2	0	1	32
Dominique Mpondo	0-0	0-0	0-2	0/1	1	1	0	0	0	0	0	7
MJ Brown	0-0	0-0	2-2	0/1	1	2	2	0	0	0	0	13
Zach Jones	2-5	0-0	3-10	1/5	6	3	7	0	0	1	1	18
Daron Hood	0-0	0-0	0-0	0/0	0	0	0	0	1	0	0	0
Andres Irarrazabal	1-1	0-0	1-1	0/2	2	2	3	0	3	0	1	15
Terrance Coleman	0-2	0-0	0-2	0/0	0	1	0	0	0	0	1	12
TEAM				3/0	3							
Totals.....	18-47	4-17	23-42	8/22	30	24	63	4	12	1	6	200
SEMO (6-12, 3-5)	FG	3P	FT	O/D	REB	F	PTS	A	TO	B	S	M
LaMont Russell, f	4-9	0-0	2-4	5/8	13	3	10	1	1	1	0	35
Sam Pearson, g	4-7	0-2	6-7	0/2	2	4	14	6	3	0	1	31
Anthony Allison, g	5-10	3-4	5-8	0/3	3	3	18	0	2	0	1	35
Marland Smith, g	3-10	2-7	6-6	2/7	9	4	14	1	1	0	0	36
Johnny Hill, g	5-5	0-0	1-3	0/2	2	4	11	0	1	0	0	19
Derek Thompson	2-4	0-2	1-2	0/2	2	2	5	0	1	0	0	9
LaQuentin Miles	1-1	0-0	0-0	0/2	2	1	2	2	2	1	0	8
Rae-Vonn Banks	0-2	0-0	0-0	0/0	0	3	0	1	0	0	0	8
Eric McCrary	1-2	0-1	0-0	0/0	0	2	2	1	0	0	0	14
Israel Kirk	0-0	0-0	1-2	1/1	2	1	1	0	0	0	0	5
TEAM				0/1	1							
Totals.....	25-50	5-16	22-32	8/28	36	27	77	12	11	2	2	200
By Periods	1	2	Final									
UT Martin	28	35	63									
Southeast Missouri	37	40	77									

FG Percentage: UTM 38.3, SEMO 50.0 3-Point FG Percentage: UTM 23.5, SEMO 31.3
FT Percentage: UTM 54.8, SEMO 68.8 Attendance: 2,363

Murray State 80, Southeast Missouri 61

January 23, 2010 • Show Me Center • Cape Girardeau, Mo.

MUR (18-3, 10-0)	FG	3P	FT	O/D	REB	F	PTS	A	TO	B	S	M
Danero Thomas, f	4-7	1-1	3-4	1/2	3	3	12	4	1	0	1	23
Ivan Aska, f	3-5	0-0	1-2	0/2	2	3	7	2	2	0	0	15
Tony Easley, c	5-5	0-0	7-9	2/2	4	0	17	1	0	6	2	24
Isacc Miles, g	4-6	0-1	6-7	3/2	5	2	14	3	1	0	2	28
B.J. Jenkins, g	3-7	1-4	0-0	0/0	0	2	7	2	1	0	0	24
Edward Daniel	0-0	0-0	2-4	1/3	4	2	2	0	5	1	1	12
Isaiah Canaan	3-5	1-2	0-0	0/2	2	3	7	0	1	0	0	18
Donta Poole	1-4	0-0	4-4	0/1	1	1	6	2	1	1	1	21
Jeffrey McClain	1-2	0-1	0-0	2/2	4	0	2	0	2	0	2	19
A.J. Wilson	1-1	0-0	0-2	0/0	0	0	2	0	0	0	0	4
Jewaun Long	2-4	0-1	0-0	0/0	0	3	4	0	1	0	1	9
Georges Fotso	0-0	0-0	0-0	0/0	0	1	0	0	1	0	0	3
TEAM				1/3	4							
Totals.....	27-46	3-10	23-32	10/19	29	20	80	14	16	8	10	200
SEMO (6-13, 3-6)	FG	3P	FT	O/D	REB	F	PTS	A	TO	B	S	M
LaMont Russell, f	1-2	0-0	0-0	2/1	3	4	2	4	1	1	2	34
Sam Pearson, g	8-13	1-1	5-7	0/1	1	4	22	1	5	0	1	32
Anthony Allison, g	1-5	0-1	0-2	0/0	0	2	2	0	3	0	1	23
Marland Smith, g	4-13	2-7	0-0	1/2	3	2	10	0	3	0	3	31
Johnny Hill, g	4-5	0-0	0-0	2/3	5	4	8	0	1	0	0	22
Derek Thompson	2-7	0-2	3-4	1/1	2	2	7	1	1	0	1	26
LaQuentin Miles	1-2	0-0	0-0	0/2	2	0	2	0	1	0	0	9
Rae-Vonn Banks	3-4	0-0	0-0	1/0	1	5	6	1	1	1	1	13
Eric McCrary	0-0	0-0	2-2	0/1	1	0	2	0	0	0	0	6
Israel Kirk	0-0	0-0	0-1	0/0	0	0	0	0	0	0	0	4
Jajuan Maxwell	0-0	0-0	0-0	0/0	0	0	0	0	1	0	0	0+
TEAM				3/1	4							
Totals.....	24-51	3-11	10-16	10/12	22	23	61	7	18	2	8	200
By Periods	1	2	Final									
Murray State	44	36	80									
Southeast Missouri	31	30	61									

FG Percentage: MUR 58.7, SEMO 47.1 3-Point FG Percentage: MUR 30.0, SEMO 27.3
FT Percentage: MUR 71.9, SEMO 62.5 Attendance: 3,261

Jacksonville State 58, Southeast Missouri 55

January 28, 2010 • Pete Mathews Coliseum • Jacksonville, Ala.

SEMO (6-14, 3-7)	FG	3P	FT	O/D	REB	F	PTS	A	TO	B	S	M
Sam Pearson, g	4-10	0-1	5-6	0/3	3	3	13	2	2	0	0	32
Anthony Allison, g	0-4	0-0	0-2	0/1	1	3	0	0	1	0	1	13
Marland Smith, g	2-3	0-1	2-2	2/2	4	2	6	2	2	0	2	33
Johnny Hill, g	0-0	0-0	0-0	0/2	2	1	0	0	1	1	0	11
LaMont Russell, f	0-1	0-0	2-2	1/7	8	2	2	0	4	0	1	25
Derek Thompson	6-16	3-10	3-5	0/2	2	2	18	2	0	0	2	36
LaQuentin Miles	0-3	0-0	1-2	1/0	1	0	1	1	2	0	1	9
Rae-Vonn Banks	1-5	0-0	0-0	0/3	3	4	2	0	1	0	0	17
Jajuan Maxwell	5-11	0-0	3-5	5/6	11	4	13	0	2	1	0	24
TEAM				2/2	4							
Totals.....	18-53	3-12	16-24	11/28	39	21	55	7	15	2	7	200
JSU (9-11, 5-5)	FG	3P	FT	O/D	REB	F	PTS	A	TO	B	S	M
Stephen Hall*	1-6	0-0	5-6	0/7	7	3	7	1	2	1	0	28
Dominique Shellman*	2-8	0-3	4-4	0/2	2	3	8	9	4	0	2	27
Nick Murphy*	3-9	0-0	5-8	2/2	4	2	11	1	1	0	4	37
Amadou Mbodji*	3-7	0-0	0-0	5/2	7	2	6	0	1	2	1	23
Trenton Marshall*	5-13	2-6	2-3	4/4	8	3	14	1	3	0	1	39
Jeremy Bynum	4-8	2-4	2-2	0/2	2	4	12	2	2	0	0	23
John Barnes	0-2	0-2	0-0	0/1	1	2	0	0	0	1	0	13
Sean Thurston	0-1	0-0	0-0	0/2	2	1	0	0	1	3	0	10
TEAM				0/5	5							
Totals.....	18-54	4-15	18-23	11/27	38	20	58	14	14	7	8	200
By Periods	1	2	Final									
Southeast Missouri	30	25	55									
Jacksonville State	35	23	58									

FG Percentage: SEMO 34.0, JSU 33.3 3-Point FG Percentage: SEMO 25.0, JSU 26.7
FT Percentage: SEMO 66.7, JSU 78.3 Attendance: 1,960



BOX SCORES

Tennessee Tech 82, Southeast Missouri 68

January 30, 2010 • Eblen Center • Cookeville, Tenn.

SEMO (6-15, 3-8)	FG	3P	FT	O/D	REB	F	PTS	A	TO	B	S	M
Sam Pearson, g	3-10	0-3	4-4	0/0	0	5	10	3	1	0	1	35
Anthony Allison, g	7-18	1-5	2-2	1/0	1	1	17	0	1	0	0	34
Marland Smith, g	3-9	1-4	0-0	1/3	4	2	7	2	3	0	2	26
Johnny Hill, g	1-3	0-1	2-4	0/2	2	4	1	0	0	0	0	14
LaMont Russell, f	3-7	0-0	4-7	6/7	13	4	10	2	0	1	1	36
Derek Thompson	1-5	1-4	0-2	1/3	4	5	3	1	3	0	0	23
Rae-Vonn Banks	0-2	0-0	0-0	1/2	3	2	0	0	0	1	0	5
Jajuan Maxwell	5-7	0-0	7-9	5/2	7	1	17	1	1	0	2	27
TEAM				4/1	5							
Totals.....	23-61	3-17	19-28	19/20	39	22	68	10	9	2	6	200

TTU (12-10, 6-5)	FG	3P	FT	O/D	REB	F	PTS	A	TO	B	S	M
Elijah Muhammad*	6-9	2-3	3-4	1/3	4	2	17	4	4	0	2	33
Tiara Hopper*	4-10	4-6	0-0	1/4	5	0	12	1	0	0	0	29
Bassey Inameti*	0-5	0-0	1-2	2/4	6	4	1	2	2	0	0	22
Simone Rutledge*	2-4	0-0	3-5	3/5	8	3	7	1	0	0	0	26
Kevin Murphy*	5-12	2-4	8-10	2/3	5	4	20	2	0	0	0	31
Kellie Cook	0-1	0-0	0-1	0/0	0	1	0	0	1	0	1	3
Riley Hunley	0-1	0-1	1-2	0/0	0	0	1	0	0	0	0	2
Byron Pickens	0-1	0-0	1-2	1/0	1	4	1	0	0	3	2	17
Jud Dillard	5-8	0-0	0-0	3/2	5	2	10	0	0	0	0	18
Zach Bailey	3-7	0-1	7-7	1/1	2	2	13	1	2	0	2	19
TEAM				3/3	6							
Totals.....	25-58	8-15	24-33	17/25	42	22	82	11	9	3	7	200

By Periods	1	2	Final
Tennessee Tech	36	46	82
Southeast Missouri	23	50	73

FG Percentage: SEMO 37.7, TTU 43.1 3-Point FG Percentage: SEMO 17.6, TTU 53.3

FT Percentage: SEMO 67.9, TTU 72.7 Attendance: 1,350

Southeast Missouri 68, SIU Edwardsville 49

February 2, 2010 • Show Me Center • Cape Girardeau, Mo.

SIUE (3-19)	FG	3P	FT	O/D	REB	F	PTS	A	TO	B	S	M
Denykco Bowles, f	1-3	0-2	4-8	1/4	5	1	6	0	1	0	1	18
Mark Yelovich, f	3-9	0-0	4-4	1/2	3	5	10	0	2	0	1	13
Nikola Bundalo, c	4-6	0-0	1-1	3/8	11	2	9	1	4	0	0	31
Kevin Stineman, g	0-6	0-4	0-0	0/2	2	1	0	1	5	0	3	29
Stephen Jones, g	0-5	0-3	4-5	0/3	3	4	4	3	1	0	0	34
Anthony Mitchell	1-1	1-1	0-2	1/3	4	4	3	0	2	1	0	15
Cody Rincker	3-9	3-7	4-4	1/0	1	4	13	1	0	0	2	27
Dane Church	0-1	0-0	0-0	0/0	0	0	0	0	0	0	0	7
Desmond Young	1-2	0-1	0-0	0/0	0	0	2	0	0	0	0	2
David Borden	1-4	0-2	0-0	1/1	2	1	2	0	3	0	0	20
Dobriboje Mavrak	0-0	0-0	0-0	0/0	0	0	0	0	1	0	0	2
Zeke Schneider	0-0	0-0	0-0	0/0	0	1	0	0	0	0	0	2
TEAM				1/2	3				1			
Totals.....	14-46	4-20	17-24	9/25	34	23	49	6	20	1	7	200

SEMO (7-15)	FG	3P	FT	O/D	REB	F	PTS	A	TO	B	S	M
LaMont Russell, f	1-2	0-0	3-4	1/4	5	5	5	0	1	0	2	20
Sam Pearson, g	4-9	0-3	1-3	0/2	2	2	9	4	3	0	0	30
Anthony Allison, g	5-9	2-2	0-1	1/1	2	1	12	3	2	0	1	34
Marland Smith, g	6-13	3-8	2-3	1/4	5	3	17	2	3	0	1	35
Johnny Hill, g	2-3	0-0	3-4	0/3	3	0	7	0	1	0	0	21
Derek Thompson	3-7	1-4	1-2	0/2	2	1	8	1	1	0	0	20
LaQuentin Miles	0-0	0-0	0-0	0/0	0	1	0	1	0	0	0	6
Rae-Vonn Banks	1-1	0-0	0-0	0/0	0	2	2	0	0	0	0	5
Eric McCrary	1-3	0-1	5-6	1/5	6	3	7	3	0	1	1	17
Jajuan Maxwell	0-1	0-0	1-2	1/3	4	5	1	0	4	0	0	12
TEAM									1	2	3	
Totals.....	23-48	6-18	16-25	6/26	32	23	68	14	15	1	5	200

By Periods	1	2	Final
SIU Edwardsville	22	27	49
Southeast Missouri	28	40	68

FG Percentage: SIUE 30.4, SEMO 47.9 3-Point FG Percentage: SIUE 20.0, SEMO 33.3

FT Percentage: SIUE 70.8, SEMO 64.0 Attendance: 1,173

Eastern Illinois 75, Southeast Missouri 49

February 6, 2010 • Show Me Center • Cape Girardeau, Mo.

EIU (12-11, 6-7)	FG	3P	FT	O/D	REB	F	PTS	A	TO	B	S	M
James Hollowell, f	5-12	0-1	0-0	0/5	5	2	10	2	1	1	2	25
Ousmane Cisse, c	3-7	0-0	1-2	1/5	6	3	7	0	1	0	1	23
Tyler Laser, g	3-8	2-5	0-2	0/4	4	2	8	0	2	0	1	32
Jeremy Granger, g	9-15	0-1	1-1	1/1	2	2	19	5	0	0	2	33
Curry McKinney, g	2-5	1-2	1-2	1/3	4	1	6	2	0	0	0	15
Dewayne Wright	1-1	0-0	4-4	0/1	1	2	6	0	1	0	1	7
Jay Smith	1-3	1-3	0-0	0/0	0	0	3	1	0	0	0	7
Shaun Pratl	4-5	0-0	0-0	0/1	1	2	8	0	0	0	0	10
T.J. Marion	2-3	0-0	0-0	0/4	4	3	4	4	0	0	1	24
Matt Dorlack	0-0	0-0	0-0	2/1	3	1	0	0	1	0	0	8
Zavier Sanders	0-1	0-0	0-0	0/1	1	0	0	0	1	0	0	3
Edin Suljic	2-3	0-0	0-0	1/0	1	1	4	0	0	0	0	13
TEAM				4/1	5							
Totals.....	32-63	4-12	7-11	10/27	37	19	75	14	9	1	8	200

SEMO (7-16, 3-9)	FG	3P	FT	O/D	REB	F	PTS	A	TO	B	S	M
LaMont Russell, f	1-1	0-0	1-4	1/4	5	3	3	0	3	1	0	15
Sam Pearson, g	5-8	0-1	1-4	0/4	4	1	11	2	4	0	0	25
Anthony Allison, g	1-5	0-3	1-2	0/0	0	3	3	1	1	0	0	32
Marland Smith, g	1-8	1-8	1-2	0/4	4	0	4	0	3	0	2	25
Johnny Hill, g	0-0	0-0	2-2	0/0	0	0	2	0	1	0	0	5
Cameron Butler	2-4	0-0	5-6	2/2	4	0	9	1	1	3	0	26
Derek Thompson	3-8	3-7	0-0	0/3	3	2	9	1	1	0	0	28
LaQuentin Miles	1-5	0-0	0-0	0/1	1	0	2	1	0	0	0	8
Kajuan Watson	0-1	0-1	0-0	0/0	0	0	0	0	0	0	0	2
Eric McCrary	0-0	0-0	0-0	0/0	0	2	0	1	0	0	1	12
Israel Kirk	0-0	0-0	0-0	0/0	0	0	0	0	0	0	0	2
Jajuan Maxwell	2-4	0-0	2-2	1/2	3	3	6	0	2	3	0	20
TEAM				1/4	5							
Totals.....	16-44	4-20	13-22	5/24	29	14	49	7	16	7	3	200

By Periods	1	2	Final
Eastern Illinois	37	38	75
Southeast Missouri	25	24	49

FG Percentage: EIU 50.8, SEMO 36.4 3-Point FG Percentage: EIU 33.3, SEMO 20.0

FT Percentage: EIU 63.6, SEMO 59.1 Attendance: 2,587

UT Martin 73, Southeast Missouri 70

February 9, 2010 • Elam Center • Martin, Tenn.

SEMO (7-17, 3-10)	FG	3P	FT	O/D	REB	F	PTS	A	TO	B	S	M
Johnny Hill, f	0-3	0-0	0-0	0/0	0	0	0	0	0	1	1	4
LaMont Russell, f	3-7	0-0	0-1	4/6	10	3	6	3	3	0	1	30
Sam Pearson, g	4-11	0-1	3-4	1/3	4	2	11	8	2	0	1	31
Anthony Allison, g	7-12	3-4	1-2	1/3	4	4	18	0	3	0	0	36
Marland Smith, g	7-13	3-7	0-0	0/4	4	3	17	3	2	0	1	38
Cameron Butler	1-3	0-0	1-2	3/3	6	1	3	0	5	0	0	26
Derek Thompson	2-5	2-3	0-0	0/1	1	1	6	0	1	0	0	14
Eric McCrary	2-4	2-3	0-0	1/0	1	4	6	1	0	0	0	10
Jajuan Maxwell	0-2	0-0	3-4	3/0	3	3	3	1	0	0	0	11
TEAM				1/1	2							
Totals.....	26-60	10-18	8-13	14/21	35	21	70	16	16	1	4	200

UTM (4-19, 1-12)	FG	3P	FT	O/D	REB	F	PTS	A	TO	B	S	M
Zach Jones, f	0-3	0-0	9-10	1/5	6	4	9	0	3	2	1	32
Ron Spencer, f	1-3	0-0	0-1	0/1	1	2	2	1	1	3	0	21
Andres Irarrazabal, f	5-5	0-0	4-5	3/3	6	1	14	1	2	1	0	19
Cataurius Taylor, g	2-3	1-1	1-2	0/0	0	0	6	0	2	0	0	17
Terrance Coleman, g	2-8	0-1	2-2	2/2	4	1	6	0	2	0	0	20
Benzor Simmons	0-2	0-0	0-0	0/1	1	2	0	1	1	0	0	9
Marquis Weddle	5-9	3-3	2-2	0/4	4	2	15	1	1	0	2	25
Reuben Clayton	5-11	0-3	2-2	0/2	2	1	12	7	2	0	2	29
MJ Brown	3-6	1-1	1-2	0/1	1	1	8	4	0	0	0	23
Daron Hood	0-0	0-0	1-2	1/1	2	0	1	0	0	0	0	5
TEAM				0/3	3							
Totals.....	23-50	5-9	22-28	7/23	30	14	73	15	15	6	5	200

By Periods	1	2	Final
Southeast Missouri	38	32	70
UT Martin	31	42	73

FG Percentage: SEMO 43.3,

**Eastern Kentucky 59, Southeast Missouri 56**

February 11, 2010 • Show Me Center • Cape Girardeau, Mo.

EKU (18-8, 10-4)	FG	3P	FT	O/D	REB	F	PTS	A	TO	B	S	M
Josh Taylor, f	7-12	2-5	2-6	2/2	4	4	18	0	1	0	0	33
Justin Stommes, f	6-11	1-4	1-4	0/4	4	0	14	4	1	1	0	34
Willie Cruz, g	3-6	0-0	1-2	2/5	7	2	7	1	0	0	2	21
Joshua Jones, g	2-9	1-3	0-0	0/2	2	2	5	2	1	1	0	32
Papa Oppong, g	0-4	0-3	1-2	2/2	4	2	1	2	2	0	1	22
Robin Mestdag	0-1	0-1	0-0	0/0	0	0	0	0	0	0	0	7
Josh Daniel	5-8	2-4	0-1	1/3	4	1	12	0	1	0	0	18
Dayvon Ellis	0-2	0-2	2-2	0/2	2	1	2	1	2	0	0	14
Spencer Perrin	0-3	0-0	0-0	1/3	4	4	0	2	1	0	1	19
TEAM				1/2	3							

Totals.....23-56 6-22 7-17 9/25 34 16 59 12 9 2 4 200

SEMO (7-18, 3-11)	FG	3P	FT	O/D	REB	F	PTS	A	TO	B	S	M
LaMont Russell, f	1-1	0-0	0-0	1/9	10	3	2	0	0	0	0	21
Sam Pearson, g	3-10	0-2	2-3	0/1	1	3	8	3	1	0	1	24
Anthony Allison, g	7-11	2-3	4-4	0/1	1	3	20	0	3	0	0	34
Marland Smith, g	1-7	1-6	0-0	0/1	1	2	3	0	1	1	0	21
Johnny Hill, g	0-1	0-0	0-0	0/1	1	0	0	0	0	1	0	10
Cameron Butler	0-3	0-0	3-4	2/5	7	3	3	1	3	0	1	17
Derek Thompson	2-8	1-7	1-2	1/4	5	1	6	1	0	0	1	24
LaQuentin Miles	2-7	0-0	1-4	0/0	0	0	5	2	0	0	2	18
Eric McCrary	0-0	0-0	0-0	0/1	1	3	0	0	1	0	0	8
Israel Kirk	0-0	0-0	0-0	0/0	0	0	0	0	0	0	0	4
Jajuan Maxwell	3-4	0-0	3-4	3/4	7	0	9	0	1	1	0	19
TEAM				3/4	7							

Totals.....19-52 4-18 14-21 10/31 41 18 56 7 10 3 5 200

By Periods 1 2 Final

Eastern Kentucky 36 23 59

Southeast Missouri 23 33 56

**Game 25**

FG Percentage: ECU 41.1, SEMO 36.5 3-Point FG Percentage: ECU 27.3, SEMO 22.2

FT Percentage: ECU 41.2, SEMO 66.7 Attendance: 2,490

Morehead State 73, Southeast Missouri 54

February 13, 2010 • Show Me Center • Cape Girardeau, Mo.

MOR (18-8, 12-3)	FG	3P	FT	O/D	REB	F	PTS	A	TO	B	S	M
Maze Stallworth, f	8-11	6-8	1-1	0/2	2	3	23	1	4	0	1	35
Steve Peterson, f	3-6	3-4	0-1	0/1	1	3	9	3	0	0	2	24
Kenneth Faried, c	5-5	0-0	5-8	3/9	12	4	15	2	1	1	2	32
Brandon Shingles, g	3-5	1-2	0-0	1/1	2	3	7	4	2	0	2	27
Demonte Harper, g	1-6	0-2	9-12	0/7	7	2	11	3	5	0	1	35
Jamel Marshall	0-0	0-0	0-0	1/0	1	0	0	0	0	0	0	3
Ty Proffitt	1-5	1-3	0-0	0/0	0	1	3	2	2	0	0	17
Sam Goodman	2-2	0-0	1-2	1/2	3	1	5	0	1	0	0	19
Les Simmons	0-1	0-1	0-0	0/1	1	2	0	0	2	1	0	8
TEAM				1/4	5							2

Totals.....23-41 11-20 16-24 7/27 34 19 73 15 19 2 8 200

SEMO (7-19, 3-12)	FG	3P	FT	O/D	REB	F	PTS	A	TO	B	S	M
Cameron Butler, f	4-9	0-1	4-4	2/3	5	3	12	0	2	0	0	33
LaMont Russell, f	0-0	0-0	0-0	0/2	2	3	0	0	0	0	1	18
Sam Pearson, g	0-2	0-1	1-2	0/2	2	1	1	4	4	0	0	15
Derek Thompson, g	3-11	2-8	1-2	1/2	3	1	9	3	1	0	0	27
Anthony Allison	3-7	2-3	3-4	1/0	1	3	11	0	2	1	0	30
LaQuentin Miles	2-3	0-0	3-6	0/4	4	3	7	2	4	0	1	25
Marland Smith	3-8	2-5	0-0	0/1	1	0	8	1	2	0	0	26
Eric McCrary	0-3	0-1	0-0	0/2	2	3	0	1	0	0	0	6
Israel Kirk	0-0	0-0	1-2	0/0	0	3	1	0	0	0	2	15
Jajuan Maxwell	2-2	0-0	1-1	1/0	1	0	5	0	0	0	0	5
TEAM				1/2	3							1

Totals.....17-45 6-19 14-21 6/18 24 20 54 11 16 1 4 200

By Periods 1 2 Final

Morehead State 37 36 73

Southeast Missouri 26 28 54

**Game 26**

FG Percentage: MOR 56.1, SEMO 37.8 3-Point FG Percentage: MOR 55.0, SEMO 31.6

FT Percentage: MOR 66.7, SEMO 66.7 Attendance: 2,319

Murray State 80, Southeast Missouri 68

February 16, 2010 • RSEC • Murray, Ky.

SEMO (7-20, 3-13)	FG	3P	FT	O/D	REB	F	PTS	A	TO	B	S	M
Cameron Butler, f	2-5	0-0	0-0	3/0	3	2	4	0	4	1	0	15
LaMont Russell, f	0-2	0-0	0-0	0/1	1	0	0	0	0	0	0	6
Sam Pearson, g	0-1	0-1	0-0	0/1	1	1	0	1	1	0	0	12
Derek Thompson, g	5-11	5-7	2-4	1/3	4	3	17	0	2	0	1	26
Anthony Allison, g	1-6	1-3	0-0	1/0	1	2	3	1	2	0	0	21
LaQuentin Miles	3-9	0-0	2-6	0/1	1	2	8	4	2	0	1	28
Marland Smith	7-12	4-8	1-2	1/2	3	3	19	1	4	0	1	34
Johnny Hill	0-0	0-0	0-0	0/2	2	0	0	0	0	0	0	2
Eric McCrary	1-1	0-0	0-0	0/2	2	1	2	2	1	1	0	14
Israel Kirk	0-2	0-0	0-0	3/1	4	3	0	3	0	1	0	15
Jajuan Maxwell	6-10	1-2	2-3	3/2	5	4	15	2	3	0	1	27
TEAM				3/2	5							

Totals.....25-59 11-21 7-15 15/17 32 21 68 14 19 3 4 200

MUR (25-3, 16-0)	FG	3P	FT	O/D	REB	F	PTS	A	TO	B	S	M
Danero Thomas, f	8-9	1-2	1-1	1/1	2	3	18	3	1	1	0	17
Ivan Aska, f	3-7	0-0	3-7	1/4	5	1	9	1	2	0	3	17
Tony Easley, c	5-6	0-0	2-2	1/3	4	1	12	1	2	7	0	24
Isaac Miles, g	0-1	0-1	2-2	0/0	0	1	2	4	1	0	0	21
B.J. Jenkins, g	1-4	1-4	2-2	0/3	3	2	5	1	0	0	1	23
Edward Daniel	3-4	0-0	3-4	2/3	5	1	9	1	0	0	2	15
Isaiah Canaan	2-8	1-5	0-0	1/2	3	1	5	2	4	0	2	24
Jordan Burge	0-0	0-0	0-0	1/1	2	0	0	0	0	0	0	1
Donta Poole	0-6	0-2	4-4	0/0	0	2	4	1	2	0	0	15
Picasso Simmons	0-0	0-0	0-0	0/0	0	0	0	1	0	0	0	1
Jeffrey McClain	2-2	0-0	1-2	3/3	6	2	5	0	2	0	0	17
A.J. Wilson	1-1	0-0	0-0	0/0	0	0	2	0	0	0	0	1
Jewuan Long	3-5	1-1	1-2	0/3	3	2	8	0	2	1	1	18
Georges Fotso	0-1	0-0	1-2	2/0	2	0	1	0	0	0	1	6
TEAM				2/3	5							

Totals.....28-54 4-15 20-28 14/26 40 16 80 15 16 9 10 200

By Periods 1 2 Final

Southeast Missouri 21 47 68

Murray State 35 45 80

**Game 27**

FG Percentage: SEMO 42.4, MUR 51.9 3-Point FG Percentage: SEMO 52.4, MUR 26.7

FT Percentage: SEMO 46.7, MUR 71.4 Attendance: 3,698

Miami (Ohio) 69, Southeast Missouri 53

February 20, 2010 • Millett Hall • Oxford, Ohio

SEMO (7-21)	FG	3P	FT	O/D	REB	F	PTS	A	TO	B	S	M
LaMont Russell, f	1-3	0-0	0-0	5/4	9	3	2	2	1	0	0	26
Jajuan Maxwell, f	4-11	1-2	0-0	1/4	5	2	9	1	0	2	1	32
Derek Thompson, g	0-5	0-2	2-2	0/1	1	1	2	1	1	0	0	24
LaQuentin Miles, g	1-10	0-0	2-5	2/2	4	1	4	1	4	0	2	23
Marland Smith, g	1-8	6-13	4-5	1/3	4	3	28	0	2	0	1	36
Sam Pearson	1-2	0-0	0-0	0/0	0	0	2	0	2	0	1	9
Anthony Allison	0-3	0-0	2-2	0/2	2	0	2	1	3	0	1	18
Kajuan Watson	1-2	0-0	0-0	0/1	1	3	2	1	0	1	0	11
Johnny Hill	0-0	0-0	0-0	0/0	0	1	0	0	0	0	0	4
Rae-Vonn Banks	1-1	0-0	0-0	1/1	2	3	2	0	1	0	0	14
Eric McCrary	0-0	0-0	0-0	0/0	0	1	0	0	0	0	1	2
Israel Kirk	0-0	0-0	0-0	0/0	0	0	0	1	0	0	0	1
TEAM				3/0	3							

Totals.....18-55 7-17 10-14 13/18 31 18 53 8 14 3 7 200

Miami (12-15)	FG	3P	FT	O/D	REB	F	PTS	A	TO	B	S	M
Julian Mavunga, f	2-5	1-1	6-8	1/2	3	1	11	1	2	1	0	20
Nick Winbush, f	4-11	0-4	0-0	5/8	13	2	8	0	1	3	2	26
Allen Roberts, g	1-3	1-2	3-4	0/1	1	2	6	1	3	0	0	17
Kenny Hayes, g	4-10	2-5	0-0	1/1	2	2	10	3	2	0	0	26
Antonio Ballard, g	4-7	2-4	2-2	4/5	9	1	12	0	0	0	2	31
Rodney Haddix	0-0	0-0	0-0	0/1	1	3	0	1	3	0	0	12
Sean Mock	0-0	0-0	0-0	0/0	0	0	0	0	0	0	0	2
Kramer Soderberg	0-3	0-3	0-0	0/1	1	2	0	1	1	1	1	14
Michael Aluisse	0-2	0-0	0-0	1/1	2	1	0	0	0	0	0	0+
Orlando Williams	4-5	3-4	0-0	0/2	2	1	11	2	2	0	1	18
Adam Thomas	1-3	0-1	0-0	0/0	0	1	2	0	0	0	0	8
Adam Fletcher	3-4	0-0	0-0	3/3	6	0	6	4	1	0	1	24
Vince Legarza	0-0	0-0	3-4	0/1	1	0	3	0	0	0	0	2
TEAM				0/1	1							

Totals.....23-53 9-24 14-18 15/27 42 16 69 13 15 5 7 200

By Periods 1 2 Final

Southeast Missouri 24 29 53

Miami 35 34 69





BOX SCORES

Tennessee State 74, Southeast Missouri 67

February 25, 2010 • Show Me Center • Cape Girardeau, Mo.

TSU (9-21, 6-11)	FG	3P	FT	Q/D	REB	F	PTS	A	TO	B	S	M
Lonnie Fundurburke, f	0-0	0-0	0-2	1/2	3	3	0	2	1	1	0	16
Robert Covington, f	6-12	2-2	13-13	6/10	16	4	27	0	3	2	1	36
Jacquan Nobles, g	3-10	3-8	0-0	0/4	4	3	9	0	3	0	0	20
Jeremiah Crutcher, g	2-13	1-7	4-4	0/2	2	2	9	6	1	0	1	33
Tashan Fredrick, g	1-1	0-0	3-4	2/3	5	2	5	1	0	0	0	29
Martell Buie	4-9	2-4	2-2	1/4	5	2	12	2	0	0	4	28
Wil Peters	4-12	3-4	0-1	0/2	2	3	11	2	1	0	0	29
Greg Holley	0-0	0-0	0-0	0/0	0	0	0	0	0	0	0	3
Marcus Cowan	0-0	0-0	1-2	0/0	0	3	1	0	0	0	0	6
TEAM				1/2	3				1			

Totals.....20-57 11-25 23-28 11/29 40 22 74 13 10 3 6 200

SEMO (7-22, 3-14)	FG	3P	FT	Q/D	REB	F	PTS	A	TO	B	S	M
LaMont Russell, f	0-4	0-0	2-2	1/3	4	1	2	0	0	0	0	15
Jajuan Maxwell, f	0-5	0-1	4-6	4/3	7	3	4	4	0	0	0	23
LaQuentin Miles, g	0-2	0-0	1-2	0/1	1	1	1	1	2	0	1	16
Anthony Allison, g	1-7	0-0	4-6	0/1	1	5	6	1	1	0	1	34
Marland Smith, g	9-23	5-14	7-7	1/5	6	2	30	2	0	0	2	40
Cameron Butler	2-5	0-0	6-6	3/3	6	5	10	0	2	2	0	20
Sam Pearson	2-7	0-1	4-6	0/3	3	2	8	3	4	0	0	25
Derek Thompson	2-4	2-4	0-0	0/0	0	0	6	0	0	0	0	7
Johnny Hill	0-2	0-0	0-0	1/7	8	4	0	0	2	0	1	16
Rae-Vonn Banks	0-0	0-0	0-0	1/2	3	0	0	0	0	0	0	4
TEAM				6/0	6							

Totals.....16-59 7-20 28-35 17/28 45 23 67 11 11 2 5 200

By Periods	1	2	Final
Tennessee State	43	31	74
Southeast Missouri	29	38	67



Game 29

FG Percentage: TSU 35.1, SEMO 27.1 3-Point FG Percentage: TSU 44.0, SEMO 35.0

FT Percentage: TSU 82.1, SEMO 75.0 Attendance: 2,548

Austin Peay 71, Southeast Missouri 68

February 27, 2010 • Show Me Center • Cape Girardeau, Mo.

APSU (17-14, 11-7)	FG	3P	FT	Q/D	REB	F	PTS	A	TO	B	S	M
Marcel Williams, f	0-4	0-0	2-4	1/4	5	3	2	0	2	2	0	19
Anthony Campbell, f	4-11	1-5	4-5	0/5	5	3	13	0	5	0	2	44
John Fraley, c	4-6	0-0	2-5	2/10	12	2	10	1	1	1	0	40
Wes Channels, g	8-16	0-2	5-6	3/3	6	2	21	2	3	0	1	45
Justin Blake, g	3-5	2-4	2-3	1/1	2	0	10	0	0	0	0	22
Caleb Brown	0-4	0-0	6-7	1/2	3	2	6	3	0	0	1	20
Tyrone Caldwell	1-3	1-2	2-3	2/2	4	1	5	0	2	0	0	13
Eric Mosley	1-1	0-0	0-0	0/0	0	0	2	0	0	0	0	3
Chris Reaves	0-0	0-0	0-1	0/0	0	0	0	0	0	0	0	1
Duran Roberson	1-5	0-0	0-1	0/2	2	2	2	0	0	1	0	18
TEAM				3/2	5				1			

Totals.....22-55 4-13 23-35 13/31 44 15 71 6 14 4 4 225

SEMO (7-23, 3-15)	FG	3P	FT	Q/D	REB	F	PTS	A	TO	B	S	M
LaMont Russell, f	3-5	0-0	0-0	3/10	13	2	6	1	1	1	0	26
Israel Kirk, c	2-2	0-0	0-0	2/0	2	1	4	0	2	0	0	12
Anthony Allison, g	4-13	2-3	0-0	0/4	4	2	10	1	0	0	1	37
Marland Smith, g	4-22	3-12	7-8	2/5	7	3	18	4	2	0	1	39
Johnny Hill, g	0-1	0-0	0-0	0/0	0	1	0	0	0	0	0	9
Cameron Butler	7-8	0-0	4-6	2/1	3	5	18	0	3	1	0	22
Sam Pearson	3-9	2-4	0-0	0/2	2	3	8	4	1	0	0	33
Derek Thompson	1-7	1-6	0-1	0/1	1	2	3	2	1	0	0	18
LaQuentin Miles	0-1	0-0	0-0	0/0	0	1	0	0	0	0	0	1
Rae-Vonn Banks	0-1	0-0	0-0	3/2	5	3	0	0	0	2	0	12
Jajuan Maxwell	0-1	0-1	1-4	1/1	2	2	1	0	1	3	0	16
TEAM				6/2	8							

Totals.....24-70 8-26 12-19 19/28 47 25 68 12 11 7 2 225

By Periods	1	2	OT	Final
Austin Peay	24	35	12	71
Southeast Missouri	31	28	9	68



Game 30

FG Percentage: APSU 40.0, SEMO 34.3 3-Point FG Percentage: APSU 30.8, SEMO 30.8

FT Percentage: APSU 65.7, SEMO 63.2 Attendance: 5,515

2009-10 Individual Game Highs

Points	30	Marland Smith vs Tennessee State (02-25-10)
Field Goals Made	9	2x, last by Marland Smith at Miami (02-20-10)
Field Goal Att.	23	2x, last by Marland Smith vs. Austin Peay (02-27-10)
FG Pct (min 5 made)	1.000 (5-5)	Two Games
3-Point FG Made	6	Two Games
3-Point FG Att.	14	SMITH, Marland vs Tennessee State (02-25-10)
3-Pt FG Pct (min 2 made)	1.000 (2-2)	Three Games
Free Throws Made	12	2x, last by Cameron Butler vs. Jacksonville St. (01-04-10)
Free Throw Att.	21	Cameron Butler vs Jacksonville State (01-04-10)
FT Pct (min 3 made)	1.000 (12-12)	Sam Pearson at Tennessee State (12-05-09)
Rebounds	16	LaMont Russell at Northern Illinois (11-22-09)
Assists	12	Lucas Nutt vs Williams Baptist (12-12-09)
Steals	4	Lucas Nutt vs Williams Baptist (12-12-09)
Blocked Shots	3	3x, last by Cameron Butler vs Eastern Illinois (02-06-10)
Turnovers	7	4x, last by Anthony Allison at Austin Peay (12-03-09)
Fouls	5	20x, last by Cameron Butler vs Austin Peay (02-27-10)

2009-10 Team Game Highs

Points	116	Williams Baptist (12-12-09)
Field Goals Made	44	Williams Baptist (12-12-09)
Field Goal Attempts	79	Williams Baptist (12-12-09)
Field Goal Percentage	.557 (44-79)	Williams Baptist (12-12-09)
3 PT Field Goals Made	16	Williams Baptist (12-12-09)
3 PT FG Attempts	29	Williams Baptist (12-12-09)
3 PT FG Percentage	.556 (10-18)	at UT Martin (02-09-10)
Free Throws Made	28	Tennessee State (02-25-10)
Free Throw Attempts	45	Jacksonville State (01-04-10)
Free Throw Percentage	.909 (10-11)	at Illinois State (11-28-09)
Rebounds	50	Williams Baptist (12-12-09)
Assists	29	Williams Baptist (12-12-09)
Steals	14	Williams Baptist (12-12-09)
Blocked Shots	7	2x, last vs. Austin Peay (02-27-10)
Turnovers	27	at Morehead State (01-14-10)
Fouls	32	at Austin Peay (12-03-09)



6 LUCAS NUTT

CAREER STATS VS. ALL OPPONENTS



Austin Peay

	G-GS	Min	Avg	FG-FGA	Pct	3FG-3FGA	Pct	FT-FTA	Pct	Off	Def	Tot	Avg	PF	FO	A	TO	Blk	Stl	Pts	Avg
Cameron Butler	2-1	59	29.5	12-15	.800	0-0	.000	7-12	.583	4	8	12	6.0	9	1	0	5	2	0	31	15.5
Anthony Allison	2-2	70	35.0	8-22	.364	4-7	.571	2-4	.500	0	6	6	3.0	5	0	4	7	0	1	22	11.0
Lucas Nutt	1-0	19	19.0	2-5	.400	1-3	.333	6-7	.857	0	3	3	3.0	4	0	4	1	0	1	11	11.0
Marland Smith	2-2	64	32.0	5-26	.192	4-15	.267	7-8	.875	2	5	7	3.5	4	0	4	4	0	1	21	10.5
Rae-Vonn Banks	2-0	20	10.0	1-3	.333	0-0	.000	0-0	.000	4	3	7	3.5	6	0	0	0	2	1	2	1.0

Arkansas State

	G-GS	Min	Avg	FG-FGA	Pct	3FG-3FGA	Pct	FT-FTA	Pct	Off	Def	Tot	Avg	PF	FO	A	TO	Blk	Stl	Pts	Avg
Anthony Allison	1-1	34	34.0	4-8	.500	0-1	.000	2-4	.500	0	4	4	4.0	5	1	1	1	0	1	10	10.0
Cameron Butler	1-1	27	27.0	2-5	.400	0-0	.000	1-4	.250	0	8	8	8.0	4	0	0	1	0	1	5	5.0
Marland Smith	1-0	16	16.0	2-5	.400	1-2	.500	0-0	.000	0	1	1	1.0	2	0	2	0	0	0	5	5.0
Rae-Vonn Banks	1-0	8	8.0	0-1	.000	0-0	.000	1-2	.500	0	1	1	1.0	1	0	0	0	1	1	1	1.0

Eastern Illinois

	G-GS	Min	Avg	FG-FGA	Pct	3FG-3FGA	Pct	FT-FTA	Pct	Off	Def	Tot	Avg	PF	FO	A	TO	Blk	Stl	Pts	Avg
Cameron Butler	2-1	54	27.0	9-14	.643	0-0	.000	8-11	.727	4	4	8	4.0	4	0	3	4	4	2	26	13.0
Marland Smith	2-2	55	27.5	6-23	.261	5-20	.250	2-4	.500	1	6	7	3.5	0	0	0	4	1	2	19	9.5
Anthony Allison	2-2	67	33.5	6-19	.316	2-11	.182	1-2	.500	0	0	0	0.0	5	0	1	2	0	0	15	7.5
Rae-Vonn Banks	1-0	8	8.0	1-1	1.000	0-0	.000	1-2	.500	3	1	4	4.0	1	0	0	1	1	0	3	3.0

Eastern Kentucky

	G-GS	Min	Avg	FG-FGA	Pct	3FG-3FGA	Pct	FT-FTA	Pct	Off	Def	Tot	Avg	PF	FO	A	TO	Blk	Stl	Pts	Avg
Anthony Allison	2-2	65	32.5	8-17	.471	2-4	.500	11-12	.917	0	4	4	2.0	4	0	8	4	0	0	29	14.5
Marland Smith	2-2	50	25.0	4-15	.267	4-13	.308	0-0	.000	0	3	3	1.5	5	0	1	2	1	1	12	6.0
Cameron Butler	1-0	17	17.0	0-3	.000	0-0	.000	3-4	.750	2	5	7	7.0	3	0	1	3	0	1	3	3.0
Rae-Vonn Banks	1-0	10	10.0	1-2	.500	0-0	.000	0-1	.000	1	0	1	1.0	2	0	0	1	0	0	2	2.0

Eastern Michigan

	G-GS	Min	Avg	FG-FGA	Pct	3FG-3FGA	Pct	FT-FTA	Pct	Off	Def	Tot	Avg	PF	FO	A	TO	Blk	Stl	Pts	Avg
Marland Smith	1-1	24	24.0	4-10	.400	2-7	.286	0-0	.000	1	1	2	2.0	0	0	0	1	0	1	10	10.0
Anthony Allison	1-1	19	19.0	2-5	.400	0-1	.000	3-4	.750	1	2	3	3.0	5	1	2	1	0	0	7	7.0
Lucas Nutt	1-0	16	16.0	3-5	.600	1-3	.333	0-0	.000	0	0	0	0.0	1	0	4	3	0	1	7	7.0
Cameron Butler	1-1	20	20.0	2-6	.333	0-0	.000	0-0	.000	1	2	3	3.0	5	1	2	2	2	0	4	4.0
Rae-Vonn Banks	1-0	8	8.0	0-0	.000	0-0	.000	0-0	.000	0	0	0	0.0	3	0	0	0	1	0	0	0.0

Illinois State

	G-GS	Min	Avg	FG-FGA	Pct	3FG-3FGA	Pct	FT-FTA	Pct	Off	Def	Tot	Avg	PF	FO	A	TO	Blk	Stl	Pts	Avg
Anthony Allison	1-1	33	33.0	5-10	.500	0-1	.000	3-4	.750	1	0	1	1.0	2	0	1	2	0	0	13	13.0
Cameron Butler	1-1	27	27.0	3-7	.429	0-0	.000	0-0	.000	1	5	6	6.0	3	0	0	1	1	1	6	6.0
Marland Smith	1-1	18	18.0	2-6	.333	2-4	.500	0-0	.000	0	1	1	1.0	4	0	1	4	0	0	6	6.0
Rae-Vonn Banks	1-0	11	11.0	0-1	.000	0-0	.000	2-2	1.000	0	1	1	1.0	4	0	0	0	0	0	2	2.0
Lucas Nutt	1-0	18	18.0	1-4	.250	0-1	.000	0-0	.000	0	1	1	1.0	0	0	2	2	0	1	2	2.0

Jacksonville State

	G-GS	Min	Avg	FG-FGA	Pct	3FG-3FGA	Pct	FT-FTA	Pct	Off	Def	Tot	Avg	PF	FO	A	TO	Blk	Stl	Pts	Avg
Cameron Butler	1-1	25	25.0	2-3	.667	0-0	.000	12-21	.571	3	2	5	5.0	4	0	0	1	0	2	16	16.0
Anthony Allison	2-2	49	24.5	7-19	.368	1-4	.250	3-6	.500	0	1	1	0.5	4	0	4	1	0	2	18	9.0
Marland Smith	2-1	58	29.0	6-10	.600	3-6	.500	2-2	1.000	2	3	5	2.5	4	0	3	3	0	3	17	8.5
Rae-Vonn Banks	2-0	33	16.5	1-5	.200	0-0	.000	1-2	.500	1	8	9	4.5	7	0	0	3	2	1	3	1.5

Memphis

	G-GS	Min	Avg	FG-FGA	Pct	3FG-3FGA	Pct	FT-FTA	Pct	Off	Def	Tot	Avg	PF	FO	A	TO	Blk	Stl	Pts	Avg
Cameron Butler	1-1	33	33.0	4-11	.364	0-0	.000	8-10	.800	2	2	4	4.0	4	0	0	2	1	3	16	16.0
Marland Smith	1-1	32	32.0	6-12	.500	2-6	.333	1-2	.500	2	4	6	6.0	1	0	2	0	0	0	15	15.0
Anthony Allison	1-1	27	27.0	1-10	.100	1-3	.333	2-2	1.000	0	1	1	1.0	2	0	2	5	0	1	5	5.0
Rae-Vonn Banks	1-0	7	7.0	2-2	1.000	0-0	.000	0-0	.000	0	1	1	1.0	3	0	0	0	0	1	4	4.0

Morehead State

	G-GS	Min	Avg	FG-FGA	Pct	3FG-3FGA	Pct	FT-FTA	Pct	Off	Def	Tot	Avg	PF	FO	A	TO	Blk	Stl	Pts	Avg
Cameron Butler	1-1	33	33.0	4-9	.444	0-1	.000	4-4	1.000	2	3	5	5.0	3	0	0	2	0	0	12	12.0
Rae-Vonn Banks	1-0	19	19.0	2-3	.667	0-0	.000	4-5	.800	2	1	3	3.0	1	0	0	2	0	2	8	8.0
Anthony Allison	2-2	60	30.0	4-13	.308	2-5	.400	5-6	.833	1	1	2	1.0	6	0	0	9	1	2	15	7.5
Marland Smith	2-0	50	25.0	3-16	.188	2-11	.182	0-1	.000	1	5	6	3.0	1	0	2	4	0	0	8	4.0

Murray State

	G-GS	Min	Avg	FG-FGA	Pct	3FG-3FGA	Pct	FT-FTA	Pct	Off	Def	Tot	Avg	PF	FO	A	TO	Blk	Stl	Pts	Avg
Marland Smith	2-1	65	32.5	11-25	.440	6-15	.400	1-2	.500	2	4	6	3.0	5	0	1	7	0	4	29	14.5
Rae-Vonn Banks	1-0	13	13.0	3-4	.750	0-0	.000	0-0	.000	1	0	1	1.0	5	1	1	1	1	0	6	6.0
Cameron Butler	1-1	15	15.0	2-5	.400	0-0	.000	0-0	.000	3	0	3	3.0	2	0	0	4	1	0	4	4.0
Anthony Allison	2-2	44	22.0	2-11	.182	1-4	.250	0-2	.000	1	0	1	0.5	4	0	1	5	0	1	5	2.5



CAREER STATS VS. ALL OPPONENTS

Norfolk State

	G-GS	Min	Avg	FG-FGA	Pct	3FG-3FGA	Pct	FT-FTA	Pct	Off	Def	Tot	Avg	PF	FO	A	TO	Blk	Stl	Pts	Avg
Cameron Butler	1-1	32	32.0	8-12	.667	0-0	.000	3-7	.429	2	8	10	10.0	2	0	2	1	2	1	19	19.0
Marland Smith	1-1	30	30.0	5-10	.500	3-6	.500	0-1	.000	0	2	2	2.0	1	0	1	0	0	1	13	13.0
Anthony Allison	1-1	35	35.0	1-4	.250	0-1	.000	5-6	.833	1	6	7	7.0	3	0	3	2	0	0	7	7.0
Rae-Vonn Banks	1-0	17	17.0	2-2	1.000	0-0	.000	1-1	1.000	1	3	4	4.0	3	0	0	2	0	1	5	5.0
Lucas Nutt	1-0	4	4.0	0-0	.000	0-0	.000	0-0	.000	0	0	0	0.0	0	0	1	0	0	0	0	0.0

Northern Illinois

	G-GS	Min	Avg	FG-FGA	Pct	3FG-3FGA	Pct	FT-FTA	Pct	Off	Def	Tot	Avg	PF	FO	A	TO	Blk	Stl	Pts	Avg
Cameron Butler	1-1	30	30.0	3-7	.429	0-0	.000	6-8	.750	1	5	6	6.0	4	0	1	2	2	0	12	12.0
Anthony Allison	1-1	38	38.0	5-12	.417	1-2	.500	0-0	.000	1	2	3	3.0	2	0	2	1	0	0	11	11.0
Marland Smith	1-1	15	15.0	2-5	.400	2-3	.667	0-0	.000	0	1	1	1.0	2	0	1	0	0	0	6	6.0
Lucas Nutt	1-0	9	9.0	1-1	1.000	0-0	.000	0-0	.000	0	1	1	1.0	2	0	0	1	0	0	2	2.0
Rae-Vonn Banks	1-0	15	15.0	0-0	.000	0-0	.000	0-0	.000	0	1	1	1.0	4	0	0	1	0	2	0	0.0

St. Bonaventure

	G-GS	Min	Avg	FG-FGA	Pct	3FG-3FGA	Pct	FT-FTA	Pct	Off	Def	Tot	Avg	PF	FO	A	TO	Blk	Stl	Pts	Avg
Lucas Nutt	1-0	22	22.0	1-6	.167	1-2	.500	2-2	1.000	1	0	1	1.0	1	0	4	2	0	2	5	5.0
Marland Smith	1-1	20	20.0	2-7	.286	1-4	.250	0-0	.000	1	2	3	3.0	1	0	2	3	0	1	5	5.0
Anthony Allison	1-1	29	29.0	2-7	.286	0-1	.000	0-2	.000	0	1	1	1.0	2	0	1	2	0	0	4	4.0
Rae-Vonn Banks	1-0	12	12.0	0-2	.000	0-0	.000	0-3	.000	0	1	1	1.0	5	1	0	1	1	0	0	0.0
Cameron Butler	1-1	19	19.0	0-3	.000	0-0	.000	0-2	.000	4	1	5	5.0	3	0	0	0	1	2	0	0.0

Saint Louis

	G-GS	Min	Avg	FG-FGA	Pct	3FG-3FGA	Pct	FT-FTA	Pct	Off	Def	Tot	Avg	PF	FO	A	TO	Blk	Stl	Pts	Avg
Anthony Allison	1-1	30	30.0	4-8	.500	1-1	1.000	1-1	1.000	0	1	1	1.0	1	0	0	2	0	1	10	10.0
Cameron Butler	1-1	26	26.0	0-5	.000	0-0	.000	2-2	1.000	1	1	2	2.0	5	1	1	3	0	0	2	2.0
Marland Smith	1-1	10	10.0	0-2	.000	0-0	.000	0-0	.000	1	1	2	2.0	1	0	0	2	0	0	0	0.0

SIU Edwardsville

	G-GS	Min	Avg	FG-FGA	Pct	3FG-3FGA	Pct	FT-FTA	Pct	Off	Def	Tot	Avg	PF	FO	A	TO	Blk	Stl	Pts	Avg
Marland Smith	1-1	35	35.0	6-13	.462	3-8	.375	2-3	.667	1	4	5	5.0	3	0	2	3	0	1	17	17.0
Anthony Allison	1-1	34	34.0	5-9	.556	2-2	1.000	0-1	.000	1	1	2	2.0	1	0	3	2	0	1	12	12.0
Rae-Vonn Banks	1-0	5	5.0	1-1	1.000	0-0	.000	0-0	.000	0	0	0	0.0	2	0	0	0	0	0	2	2.0

Southern Illinois

	G-GS	Min	Avg	FG-FGA	Pct	3FG-3FGA	Pct	FT-FTA	Pct	Off	Def	Tot	Avg	PF	FO	A	TO	Blk	Stl	Pts	Avg
Anthony Allison	1-1	28	28.0	6-12	.500	1-2	.500	2-4	.500	1	2	3	3.0	3	0	1	3	0	1	15	15.0
Marland Smith	1-1	24	24.0	2-7	.286	0-2	.000	1-2	.500	0	3	3	3.0	2	0	3	2	0	1	5	5.0
Lucas Nutt	1-0	16	16.0	1-3	.333	1-1	1.000	1-2	.500	0	1	1	1.0	1	0	4	1	0	0	4	4.0
Cameron Butler	1-1	20	20.0	0-4	.000	0-0	.000	1-2	.500	1	5	6	6.0	5	1	0	2	0	2	1	1.0
Rae-Vonn Banks	1-0	4	4.0	0-0	.000	0-0	.000	0-0	.000	0	0	0	0.0	1	0	0	0	0	0	0	0.0

Tennessee State

	G-GS	Min	Avg	FG-FGA	Pct	3FG-3FGA	Pct	FT-FTA	Pct	Off	Def	Tot	Avg	PF	FO	A	TO	Blk	Stl	Pts	Avg
Marland Smith	2-2	68	34.0	14-31	.452	6-17	.353	10-12	.833	1	9	10	5.0	5	0	4	2	0	4	44	22.0
Anthony Allison	2-2	68	34.0	8-20	.400	4-5	.800	4-6	.667	0	4	4	2.0	8	1	4	2	0	2	24	12.0
Cameron Butler	2-1	53	26.5	5-12	.417	0-0	.000	9-10	.900	6	6	12	6.0	8	1	1	7	3	2	19	9.5
Logan Nutt	1-0	13	13.0	1-2	.500	1-1	1.000	0-0	.000	0	0	0	0.0	2	0	2	1	0	1	3	3.0
Rae-Vonn Banks	2-0	15	7.5	1-1	1.000	0-0	.000	1-2	.500	1	2	3	1.5	1	0	0	0	0	0	3	1.5

Tennessee Tech

	G-GS	Min	Avg	FG-FGA	Pct	3FG-3FGA	Pct	FT-FTA	Pct	Off	Def	Tot	Avg	PF	FO	A	TO	Blk	Stl	Pts	Avg
Anthony Allison	2-2	67	33.5	12-32	.375	6-12	.500	4-5	.800	1	3	4	2.0	3	0	1	2	0	1	34	17.0
Cameron Butler	1-1	15	15.0	3-3	1.000	0-0	.000	4-7	.571	4	2	6	6.0	5	1	0	3	2	0	10	10.0
Marland Smith	2-2	54	27.0	5-18	.278	3-10	.300	2-3	.667	2	3	5	2.5	3	0	6	5	0	5	15	7.5
Rae-Vonn Banks	2-0	6	3.0	0-2	.000	0-0	.000	1-2	.500	1	3	4	2.0	2	0	0	0	1	0	1	0.5

UT Martin

	G-GS	Min	Avg	FG-FGA	Pct	3FG-3FGA	Pct	FT-FTA	Pct	Off	Def	Tot	Avg	PF	FO	A	TO	Blk	Stl	Pts	Avg
Anthony Allison	2-2	71	35.5	12-22	.545	6-8	.750	6-10	.600	1	6	7	3.5	7	0	0	5	0	1	36	18.0
Marland Smith	2-2	74	37.0	10-23	.435	5-14	.357	6-6	1.000	2	11	13	6.5	7	0	4	3	0	1	31	15.5
Cameron Butler	1-0	26	26.0	1-3	.333	0-0	.000	1-2	.500	3	3	6	6.0	1	0	0	5	0	0	3	3.0
Rae-Vonn Banks	1-0	8	8.0	0-2	.000	0-0	.000	0-0	.000	0	0	0	0.0	3	0	1	0	0	0	0	0.0

Williams Baptist College

	G-GS	Min	Avg	FG-FGA	Pct	3FG-3FGA	Pct	FT-FTA	Pct	Off	Def	Tot	Avg	PF	FO	A	TO	Blk	Stl	Pts	Avg
Marland Smith	1-1	17	17.0	8-16	.500	3-9	.333	0-0	.000	0	2	2	2.0	1	0	5	0	1	1	19	19.0
Lucas Nutt	1-0	27	27.0	4-8	.500	2-3	.667	0-0	.000	1	2	3	3.0	1	0	12	1	0	4	10	10.0
Anthony Allison	1-1	15	15.0	2-4	.500	2-2	1.000	2-2	1.000	0	1	1	1.0	0	0	3	3	0	0	8	8.0
Cameron Butler	1-1	15	15.0	4-4	1.000	0-0	.000	0-2	.000	1	1	2	2.0	4	0	0	1	0	0	8	8.0
Rae-Vonn Banks	1-0	10	10.0	2-2	1.000	0-0	.000	0-0	.000	1	1	2	2.0	2	0	0	1	1	2	4	4.0



OPPONENTS

OPPONENTS



OPPONENTS

Arkansas

Nov. 24, at Fayetteville, Ark.



Location..... Fayetteville, Ark.
Founded.....1871
Enrollment.....19,849
Colors..... Cardinal and White
Nickname..... Razorbacks
Conference..... Southeastern (West Division)
Arena..... Bud Walton Arena (19,200)
Chancellor..... Dr. G. David Gearhart
Athletics Director..... Jeff Long
SID..... Phil Pierce
Office Phone..... (479) 575-7430
Cell Phone..... N/A
E-Mail..... ppierce@uark.edu
Fax..... (479) 575-7481
Press Row..... (479) 575-6622
Website..... ArkansasRazorbacks.com
Head Coach..... John Pelphrey
Alma Mater..... Kentucky, 1992
Career Record..... 131-113 (8 Years)
School Record..... 51-46 (3 Years)
2009-10 Record..... 14-18
Conference Record/Finish..... 7-9/3rd West
Starters Returning/Lost..... 3/2
Lettermen Returning/Lost..... 8/4

arkansasrazorbacks.com

Arkansas State

Nov. 27, at Cape Girardeau, Mo.



Location..... Jonesboro, Ark.
Founded.....1909
Enrollment.....12,185
Colors..... Scarlet and Black
Nickname..... Red Wolves
Conference..... Sun Belt
Arena..... Convocation Center (10,038)
Chancellor..... Dr. Robert Potts
Athletics Director..... Dr. Dean Lee
SID..... Anthony Reynolds
Office Phone..... (870) 972-3547
Cell Phone..... (870) 530-4454
E-Mail..... areynolds@astate.edu
Fax..... (870) 972-3367
Press Row..... (870) 972-2541
Website..... AStateRedWolves.com
Head Coach..... John Brady
Alma Mater..... Belhaven College, 1976
Career Record..... 311-247 (19 Years)
School Record..... 30-31 (2 Years)
2009-10 Record..... 17-14
Conference Record/Finish..... 11-7/2nd West
Starters Returning/Lost..... 4/1
Lettermen Returning/Lost..... 8/4

astateredwolves.com

Arkansas Schedule

November

18 Grambling
22 Florida Gulf Coast
24 Southeast Missouri
26 vs. UAB

December

1 Oklahoma
4 Troy
8 vs. Seton Hall
15 Mississippi Valley State
18 vs. Texas A&M
22 Texas Southern
29 North Carolina A&T
31 Texas-Arlington

January

4 at Texas
8 Tennessee
12 at LSU
15 Alabama
19 at South Carolina
22 at Florida
25 Auburn
29 at Vanderbilt

February

5 Ole Miss
9 at Mississippi State
12 LSU
16 Florida A&M
19 at Alabama
23 Kentucky
26 at Auburn

March

2 Mississippi State
5 at Ole Miss

Arkansas State Schedule

November

12 at Ole Miss
15 vs. Missouri State
16 at Tennessee
22-26 Preseason NIT
27 at Southeast Missouri

December

1 at Memphis
6 Lyon College
11 Alabama State
18 at Georgia
20 Savannah State
22 at Missouri State
28 Central Baptist
30 South Alabama

January

1 Western Kentucky
6 at Florida International
8 at Florida Atlantic
13 Louisiana-Lafayette
15 Middle Tennessee
17 Lamar
20 at Denver
22 at North Texas
27 Louisiana-Monroe
29 at Arkansas-Little Rock

February

1 at Savannah State
5 Denver
10 at Louisiana-Monroe
17 at Louisiana-Lafayette
19 at Troy
24 North Texas
26 Arkansas-Little Rock

UAB

Nov. 13, at Birmingham, Ala.



Location..... Birmingham, Ala.
Founded.....1969
Enrollment.....16,874
Colors..... Forest Green and Old Gold
Nickname..... Blazers
Conference..... Conference USA
Arena..... Bartow Arena (8,508)
President..... Dr. Carol Z. Garrison
Athletics Director..... Brian Mackin
SID..... Aaron Jordan
Office Phone..... (205) 934-7920
Cell Phone..... (205) 410-3134
E-Mail..... jordana@uab.edu
Fax..... (205) 934-7505
Press Row..... (205) 934-0720
Website..... UABSports.com
Head Coach..... Mike Davis
Alma Mater..... Thomas Edison, 2000
Career Record..... 200-127 (10 Years)
School Record..... 85-48 (4 Years)
2009-10 Record..... 25-9
Conference Record/Finish..... 11-5/3rd
Starters Returning/Lost..... 2/3
Lettermen Returning/Lost..... 5/4

uabsports.com

UAB Schedule

November

13 Southeast Missouri
17 at Middle Tennessee
20 at Arizona State
23 South Alabama
26 vs. Arkansas
29 at Troy

December

1 Jacksonville State
3 at Georgia
5 Kent State
19 Alabama A&M
21 VCU
27 George Washington

January

5 at Duke
8 UTEP
12 at East Carolina
15 at Tulsa
19 SMU
22 Memphis
26 Marshall
29 at Central Florida

February

2 Southern Mississippi
5 at Tulane
9 at Marshall
12 Rice
16 at Memphis
19 Central Florida
26 at Houston

March

2 at Southern Mississippi
5 at East Carolina

Austin Peay

Dec. 2, at Cape Girardeau, Mo.

Feb. 26, at Clarksville, Tenn.



Location..... Clarksville, Tenn.
Founded.....1927
Enrollment.....10,188
Colors..... Red and White
Nickname..... Governors
Conference..... Ohio Valley
Arena..... Dunn Center (7,875)
President..... Tim Hall
Athletics Director..... Dave Loos
SID..... Brad Kirtley
Office Phone..... (931) 221-7561
Cell Phone..... (931) 801-7875
E-Mail..... kirtleyb@apsu.edu
Fax..... (931) 221-7562
Press Row..... (931) 221-7155
Website..... LetsGoPeay.com
Head Coach..... Dave Loos
Alma Mater..... Memphis, 1970
Career Record..... 413-329 (24 Years)
School Record..... 331-276 (20 Years)
2009-10 Record..... 17-15
Conference Record/Finish..... 11-7/t3rd
Starters Returning/Lost..... 4/1
Lettermen Returning/Lost..... 6/5

letsgopeay.com

Austin Peay Schedule

November

12 at Saint Louis
15 at Chattanooga
18 at Lipscomb
21 at Southern Illinois
23 at Purdue
26 vs. Charleston Southern
27 TBA

December

2 at Southeast Missouri*
4 at Eastern Illinois*
7 Lipscomb
11 Fontbonne
16 at Memphis
18 Eastern Kentucky*
21 Morehead State*
28 Brescia

January

3 Chattanooga
6 at UT Martin*
8 at Murray State*
15 at Tennessee State*
20 Tennessee Tech*
22 Jacksonville State*
27 at Eastern Kentucky*
29 at Morehead State*

February

3 UT Martin*
5 Murray State*
7 at Tennessee Tech*
12 Tennessee State*
15 at Jacksonville State*
19 at ESPN BracketBuster
24 Eastern Illinois*
26 Southeast Missouri*



Eastern Illinois

Jan. 8, at Cape Girardeau, Mo.
Feb. 5, at Charleston, Ill.



Location.....Charleston, Ill.
Founded.....1895
Enrollment.....11,966
Colors.....Blue and Gray
Nickname.....Panthers
Conference.....Ohio Valley
Arena.....Lantz Arena (5,300)
President.....Dr. William Perry
Athletics Director.....Barbara Burke
SID.....Rich Moser
Office Phone.....(217) 581-7480
Cell Phone.....(217) 508-8319
E-Mail.....rlmoser@eiu.edu
Fax.....(217) 581-7001
Press Row.....(217) 581-5135
Website.....EIUPanthers.com
Head Coach.....Mike Miller
Alma Mater.....East Texas State, 1987
Career Record.....141-172 (9 Years)
School Record.....54-93 (5 Years)
2009-10 Record.....19-12
Conference Record/Finish.....11-7/t3rd
Starters Returning/Lost.....3/2
Lettermen Returning/Lost.....7/6

eIUPanthers.com

Eastern Kentucky

Jan. 15, at Cape Girardeau, Mo.
Feb. 10, at Richmond, Ky.



Location.....Richmond, Ky.
Founded.....1906
Enrollment.....16,515
Colors.....Maroon and White
Nickname.....Colonels
Conference.....Ohio Valley
Arena.....McBrayer Arena (6,500)
President.....Dr. Doug Whitlock
Athletics Director.....Mark Sandy
SID.....Michael Clark
Office Phone.....(859) 622-6170
Cell Phone.....N/A
E-Mail.....michael.clark@eku.edu
Fax.....(859) 622-5108
Press Row.....(859) 622-5908
Website.....EKUSports.com
Head Coach.....Jeff Neubauer
Alma Mater.....La Salle, 1993
Career Record.....87-50 (5 Years)
School Record.....87-50 (5 Years)
2009-10 Record.....20-13
Conference Record/Finish.....11-7/5th
Starters Returning/Lost.....3/2
Lettermen Returning/Lost.....5/6

ekusports.com

Eastern Illinois Schedule

November
12 South Dakota State
14 at Ball State
18 at Loyola-Chicago
20 IU South Bend
24 at Bradley
27 at South Dakota State
December
2 Tennessee State*
4 Austin Peay*
8 Ball State
11 Western Illinois
19 at Tennessee Tech*
21 at Jacksonville State*
31 at Western Michigan
January
3 Anderson College
8 at Southeast Missouri*
13 Eastern Kentucky*
15 Morehead State*
20 at Murray State*
22 at UT Martin*
27 Tennessee Tech*
29 Jacksonville State*
February
5 Southeast Missouri*
7 Murray State*
10 at Morehead State*
12 at Eastern Kentucky*
15 UT Martin*
19 at ESPNU BracketBuster
24 at Austin Peay*
26 at Tennessee State*

fgcuathletics.com

Florida Gulf Coast

Nov. 16, at Fort Myers, Fla.



Location.....Fort Myers, Fla.
Founded.....1997
Enrollment.....12,000
Colors.....Cobalt Blue and Emerald Green
Nickname.....Eagles
Conference.....Atlantic Sun
Arena.....Alico Arena (4,500)
President.....Dr. Wilson Bradshaw
Athletics Director.....Ken Kavanagh
SID.....Patrick Pierson
Office Phone.....(239) 590-7061
Cell Phone.....(239) 357-2390
E-Mail.....ppierson@fgcu.edu
Fax.....(239) 590-7014
Press Row.....(239) 590-7012
Website.....FGCUAthletics.com
Head Coach.....Dave Balza
Alma Mater.....Michigan, 1991
Career Record.....178-149 (11 Years)
School Record.....143-101 (8 Years)
2009-10 Record.....8-21
Conference Record/Finish.....5-15/t10th
Starters Returning/Lost.....2/3
Lettermen Returning/Lost.....8/8

gsutigers.com

Grambling State

Nov. 22, at Cape Girardeau, Mo.



Location.....Grambling, La.
Founded.....1901
Enrollment.....5,161
Colors.....Black and Gold
Nickname.....Tigers
Conference.....Southwestern Atlantic
Arena.....Hobby Assembly Center (7,500)
President.....Dr. Frank Pogue
Athletics Director.....J. Lin Dawson
SID.....Roderick Mosley
Office Phone.....(318) 274-6562
Cell Phone.....N/A
E-Mail.....mosleyr@gram.edu
Fax.....(318) 274-2761
Press Row.....N/A
Website.....GSUTigers.com
Head Coach.....Bobby Washington
Alma Mater.....Eastern Kentucky, 2000
Career Record.....7-21 (1 Year)
School Record.....7-21 (1 Year)
2009-10 Record.....7-21
Conference Record/Finish.....4-14/8th
Starters Returning/Lost.....2/3
Lettermen Returning/Lost.....4/6

Florida Gulf Coast Schedule

November
12 at Indiana
16 Southeast Missouri
20 at Grambling
22 at Arkansas
27 Miami
December
2 at North Florida
4 at Jacksonville
15 at Ohio State
18 at Toledo
21 NC Central
27 IUPUI
January
3 Belmont
5 Lipscomb
8 at East Tennessee State
10 at USC Upstate
14 Kennesaw State
16 Mercer
20 at Campbell
25 at Stetson
28 at Belmont
30 at Lipscomb
February
4 East Tennessee State
6 USC Upstate
10 at Kennesaw State
12 at Mercer
14 at Western Kentucky
19 Campbell
21 Stetson
24 Jacksonville
26 North Florida

Grambling State Schedule

November
12 at Baylor
14 at Rice
18 at Arkansas
20 Florida Gulf Coast
22 at Southeast Missouri
24 at Vanderbilt
December
2 at North Texas
4 at SMU
10 vs. Central Arkansas
11 at Stephen F. Austin
21 at Nebraska
31 at Auburn
January
4 at Alabama A&M
6 at Alabama State
8 Southern
10 Alcorn State
15 at Prairie View A&M
17 at Texas Southern
22 Jackson State
29 Arkansas-Pine Bluff
31 Mississippi Valley State
February
5 at Southern
7 at Alcorn State
11 Prairie View A&M
14 Texas Southern
19 at Jackson State
26 at Arkansas-Pine Bluff
28 Mississippi Valley State



OPPONENTS

Hannibal-LaGrange

Dec. 11, at Cape Girardeau, Mo.



Location..... Hannibal, Mo.
 Founded.....1858
 Enrollment.....1,100
 Colors.....Red, Black and White
 Nickname.....Trojans
 Affiliation.....NAIA
 Arena.....Porter Gymnasium
 President.....Dr. Woodrow Burt
 Athletics Director.....Jason Nichols
 SID.....Jordan Argo
 Office Phone.....(573) 629-3227
 Cell Phone.....N/A
 E-Mail.....jordan.argo@hlg.edu
 Fax.....(573) 221-9424
 Press Row.....N/A
 Website.....HLG.edu
 Head Coach.....Jason Durst
 2009-10 Record.....12-19

hlg.edu

Iowa State

Dec. 6, at Ames, Iowa



Location.....Ames, Iowa
 Founded.....1858
 Enrollment.....27,945
 Colors.....Cardinal and Gold
 Nickname.....Cyclones
 Conference.....Big 12
 Arena.....James H. Hilton Coliseum (14,356)
 President.....Dr. Gregory L. Geoffroy
 Athletics Director.....Jamie Pollard
 SID.....Mike Green
 Office Phone.....(515) 294-7019
 Cell Phone.....(515) 460-5804
 E-Mail.....mgreen@iastate.edu
 Fax.....(515) 294-0125
 Press Row.....(515) 294-6178
 Website.....cyclones.com
 Head Coach.....Fred Hoiberg
 Alma Mater.....Iowa State, 1995
 Career Record.....First Year
 School Record.....First Year
 2009-10 Record.....15-17
 Conference Record/Finish.....4-12/19th
 Starters Returning/Lost.....2/3
 Lettermen Returning/Lost.....2/10

cyclones.com

Hannibal-LaGrange Schedule

November

1 College of the Ozarks
 6 Clarke College
 9 at Missouri Valley College
 13 vs. East West
 13 vs. Great Lakes Christian
 19 at Iowa Wesleyan
 26 vs. Northwest Oklahoma
 27 at Central Bible College
 29 Culver-Stockton

December

4 at College of the Ozarks
 7 Iowa Wesleyan
 9 East West
 11 at Southeast Missouri (ex.)
 13 Missouri Valley College

January

8 at McKendree College
 13 at William Woods
 15 Harris-Stowe
 18 at Columbia College
 20 Williams Baptist
 22 at Park University
 29 Missouri Baptist

February

5 McKendree College
 10 William Woods
 12 at Harris-Stowe
 15 Columbia College
 17 at Williams Baptist
 19 Park University
 26 at Missouri Baptist

Iowa State Schedule

November

12 Northern Arizona
 14 Alabama State
 17 Drake
 21 vs. Creighton
 24 Kenessaw State
 27 Montana State

December

1 at Northern Iowa
 4 California
 6 Southeast Missouri
 10 at Iowa
 12 Texas Southern
 19 Dartmouth
 21 Chicago State
 30 at Virginia

January

3 Northern Illinois
 8 at Nebraska
 12 Kansas
 15 Baylor
 19 at Oklahoma State
 22 at Missouri
 26 Texas Tech
 29 Oklahoma

February

1 at Colorado
 5 Kansas State
 12 at Kansas
 16 at Texas A&M
 19 Missouri
 22 at Texas
 26 Nebraska

March

2 Colorado
 5 at Kansas State

Jacksonville State

Dec. 19, at Jacksonville, Ala.

Jan. 27, at Cape Girardeau, Mo.



Location..... Jacksonville, Ala.
 Founded.....1883
 Enrollment.....9,351
 Colors.....Red and White
 Nickname.....Gamecocks
 Conference.....Ohio Valley
 Arena.....Pete Mathews Coliseum (5,500)
 President.....Dr. William A. Meehan
 Athletics Director.....Oval Jaynes
 SID.....Josh Underwood
 Office Phone.....(256) 782-5915
 Cell Phone.....(256) 453-0545
 E-Mail.....underwood@jsu.edu
 Fax.....(256) 782-5958
 Press Row.....(256) 782-5528
 Website.....JSUGamecocksports.com
 Head Coach.....James Green
 Alma Mater.....Mississippi, 1983
 Career Record.....189-196 (13 Years)
 School Record.....22-36 (2 Years)
 2009-10 Record.....11-19
 Conference Record/Finish.....7-11/7th
 Starters Returning/Lost.....3/2
 Lettermen Returning/Lost.....6/5

jsugamecocksports.com

UMKC

Nov. 20, at Kansas City, Mo.



Location.....Kansas City, Mo.
 Founded.....1933
 Enrollment.....14,221
 Colors.....Blue and Gold
 Nickname.....Kangaroos
 Conference.....Summit League
 Arena.....Swinney Recreation Center (1,504)
 Chancellor.....Leo Morton
 Athletics Director.....Tim Hall
 SID.....James Allan
 Office Phone.....(816) 235-1034
 Cell Phone.....(816) 517-6201
 E-Mail.....allanjc@umkc.edu
 Fax.....(816) 235-1035
 Press Row.....(816) 513-5217
 Website.....UMCKKangaroos.com
 Head Coach.....Matt Brown
 Alma Mater.....Shippensburg, 1994
 Career Record.....30-63 (3 Years)
 School Record.....30-63 (3 Years)
 2009-10 Record.....12-18
 Conference Record/Finish.....6-12/8th
 Starters Returning/Lost.....2/3
 Lettermen Returning/Lost.....8/4

umckkangaroos.com

Jacksonville State Schedule

November

13 West Alabama
 16 at Norfolk State
 18 at VMI
 22 Southeast Louisiana
 26 vs. Louisiana-Monroe
 27 vs. South Dakota
 28 at Illinois State

December

1 at UAB
 4 Tennessee Tech*
 13 at Oregon
 15 at Presbyterian College
 19 Southeast Missouri*
 21 Eastern Illinois*
 29 at South Carolina

January

6 at Eastern Kentucky*
 8 at Morehead State*
 13 Murray State*
 15 UT Martin*
 20 at Tennessee State*
 22 at Austin Peay*
 27 at Southeast Missouri*
 29 at Eastern Illinois*

February

3 Morehead State*
 5 Eastern Kentucky*
 7 Tennessee State*
 10 at UT Martin*
 12 at Murray State*
 15 Austin Peay*
 19 ESPN BracketBuster
 26 at Tennessee Tech*

UMKC Schedule

November

12 Truman State
 16 at Central Arkansas
 20 Southeast Missouri
 24 SIU Edwardsville
 29 at Wichita State

December

2 at IPFW
 4 at Oakland
 8 Utah Valley
 11 at Idaho State
 18 North Dakota
 21 Houston Baptist
 23 at Kansas State
 28 North Dakota State
 30 South Dakota State

January

5 at Kansas
 8 Southern Utah
 13 at Centenary
 15 at Oral Roberts
 20 IUPUI
 22 Western Illinois
 27 at South Dakota State
 29 at North Dakota State

February

5 at Southern Utah
 10 Oral Roberts
 12 Centenary
 17 at Western Illinois
 19 at IUPUI
 24 Oakland
 26 IPFW



Morehead State

Jan. 13, at Cape Girardeau, Mo.
Feb. 12, at Morehead, Ky.



Location..... Morehead, Ky.
Founded 1887
Enrollment 19,046
Colors Blue and Gold
Nickname Eagles
Conference Ohio Valley
Arena Ellis T. Johnson Arena (6,500)
President Dr. Wayne D. Andrews
Athletics Director Brian Hutchinson
SID Drew Dickerson
Office Phone (606) 783-2557
Cell Phone N/A
E-Mail a.dickerson@moreheadstate.edu
Fax (606) 783-2550
Press Row (606) 783-2126
Website MSUEagles.com
Head Coach Donnie Tyndall
Alma Mater Morehead State, 1993
Career Record 101-64 (5 Years)
School Record 71-59 (4 Years)
2009-10 Record 24-11
Conference Record/Finish 15-3/2nd
Starters Returning/Lost 3/2
Lettermen Returning/Lost 5/4

msueagles.com

Murray State

Jan. 22, at Murray, Ky.
Feb. 16, at Cape Girardeau, Mo.



Location..... Murray, Ky.
Founded 1922
Enrollment 10,078
Colors Navy and Gold
Nickname Racers
Conference Ohio Valley
Arena CFSB Center (8,600)
President Dr. Randy J. Dunn
Athletics Director Allen Ward
SID Dave Winder
Office Phone (270) 809-4271
Cell Phone (270) 293-0566
E-Mail dave.winder@murraystate.edu
Fax (270) 809-6814
Press Row (270) 809-5551
Website GoRacers.com
Head Coach Billy Kennedy
Alma Mater Southeastern Louisiana, 1986
Career Record 188-170 (12 Years)
School Record 84-44 (4 Years)
2009-10 Record 31-5
Conference Record/Finish 17-1/1st
Starters Returning/Lost 3/2
Lettermen Returning/Lost 5/2

goracers.com

Morehead State Schedule

November
12 Asbury
14 North Carolina A&T
18 at UNC Wilmington
21 at Florida
23 at Ohio State
28 at SIU Edwardsville
December
2 UT Martin*
4 Murray State*
7 St. Catharine
11 at Northern Iowa
19 at Tennessee State*
21 at Austin Peay*
28 Kent State
30 Binghamton
January
2 College of Charleston
6 Tennessee Tech*
8 Jacksonville State*
13 at Southeast Missouri*
15 at Eastern Illinois*
22 Eastern Kentucky*
24 at Ball State
27 Tennessee State*
29 Austin Peay*
February
3 at Jacksonville State*
5 at Tennessee Tech*
10 Eastern Illinois*
12 Southeast Missouri*
16 at Eastern Kentucky*
19 at ESPN BracketBuster
24 at Murray State*
26 at UT Martin*

Southern Illinois

Dec. 8, at Carbondale, Ill.



Location..... Carbondale, Ill.
Founded 1869
Enrollment 20,350
Colors Maroon and White
Nickname Salukis
Conference Missouri Valley
Arena SIU Arena (8,500)
Chancellor Dr. Rita Cheng
Athletics Director Mario Moccia
SID Tom Weber
Office Phone (618) 453-7235
Cell Phone (618) 528-1111
E-Mail tomweber@siu.edu
Fax (618) 453-2648
Press Row (618) 453-7236
Website SIUSalukis.com
Head Coach Chris Lowery
Alma Mater Southern Illinois, 1995
Career Record 124-74 (6 Years)
School Record 124-74 (6 Years)
2009-10 Record 15-15
Conference Record/Finish 6-12/9th
Starters Returning/Lost 2/3
Lettermen Returning/Lost 8/5

siusalukis.com

SIU Edwardsville

Feb. 1, at Edwardsville, Ill.



Location..... Edwardsville, Ill.
Founded 1957
Enrollment 14,107
Colors Red and White
Nickname Cougars
Conference Ohio Valley
Arena Vadalabene Center (4,000)
Chancellor Dr. Vaughn Vandegrift
Athletics Director Dr. Bradley Hewitt
SID Joe Pott
Office Phone (618) 650-2860
Cell Phone N/A
E-Mail jpott@siue.edu
Fax (618) 650-2296
Press Row N/A
Website SIUECougars.com
Head Coach Lennox Forrester
Alma Mater Evansville, 1992
Career Record 32-54 (3 Years)
School Record 32-54 (3 Years)
2009-10 Record 5-23
Conference Record/Finish N/A
Starters Returning/Lost 2/3
Lettermen Returning/Lost 9/1

siuecougars.com

Southern Illinois Schedule

November
13 at Illinois
16 Northeastern
21 Austin Peay
23 Charleston Southern
26 vs. Purdue
27 vs. Wright State/Richmond
December
1 New Mexico
4 at Chicago State
8 Southeast Missouri
11 at Western Kentucky
22 Northern Illinois
29 at Drake
January
1 Northern Iowa
4 at Bradley
7 Creighton
9 Illinois State
12 at Missouri State
15 at Northern Iowa
18 Evansville
23 at Illinois State
26 Wichita State
29 at Evansville
February
2 Drake
5 Bradley
8 at Wichita State
13 at Creighton
16 Indiana State
19 ESPN BracketBuster
23 Missouri State
26 at Indiana State

SIU Edwardsville Schedule

November
12 IPFW
14 at Illinois State
17 at Eastern Kentucky
20 MacMurray
24 at UMKC
26 at Iowa
28 Morehead State
December
1 at Tennessee Tech
4 Middle Tennessee State
8 at Loyola
11 Kennesaw State
17 at Indiana
19 at Northern Iowa
22 vs. Longwood
23 South Carolina State/Citadel
30 at Murray State
January
3 at Ball State
8 South Dakota
11 at IPFW
18 Eastern Kentucky
20 at Northwestern
24 UT Martin
26 Murray State
29 Greenville
February
1 Southeast Missouri
3 at South Dakota
12 Robert Morris
22 Tennessee Tech
24 Hannibal-LaGrange



OPPONENTS

SMU

Dec. 29, at Dallas, Texas



Location..... Dallas, Texas
 Founded..... 1911
 Enrollment..... 10,981
 Colors..... Red and Blue
 Nickname..... Mustangs
 Conference..... Conference USA
 Arena..... Moody Coliseum (8,998)
 President..... R. Gerald Turner
 Athletics Director..... Steve Orsini
 SID..... Herman Hudson
 Office Phone..... (214) 768-1304
 Cell Phone..... (214) 924-0358
 E-Mail..... hermanh@smu.edu
 Fax..... (214) 768-2044
 Press Row..... (214) 768-7742
 Website..... SMU.edu
 Head Coach..... Matt Doherty
 Alma Mater..... North Carolina, 1984
 Career Record..... 137-146 (9 Years)
 School Record..... 47-75 (4 Years)
 2009-10 Record..... 14-17
 Conference Record/Finish..... 7-9/7th
 Starters Returning/Lost..... 3/3
 Lettermen Returning/Lost..... 7/4

smu.edu

UT Martin

Jan. 3, at Cape Girardeau, Mo.
 Jan. 20, at Martin, Tenn.



Location..... Martin, Tenn.
 Founded..... 1951
 Enrollment..... 8,100
 Colors..... Navy Blue and Orange
 Nickname..... Skyhawks
 Conference..... Ohio Valley
 Arena..... Elam Center (5,000)
 Chancellor..... Dr. Thomas Rakes
 Athletics Director..... Phil Dane
 SID..... Ryne Rickman
 Office Phone..... (731) 881-7632
 Cell Phone..... (270) 703-2601
 E-Mail..... rrickman@utm.edu
 Fax..... (731) 881-7624
 Press Row..... (731) 881-7694
 Website..... UTMSports.com
 Head Coach..... Jason James
 Alma Mater..... Graceland, 2000
 Career Record..... 4-25 (1 Year)
 School Record..... 4-25 (1 Year)
 2009-10 Record..... 4-25
 Conference Record/Finish..... 1-17/10th
 Starters Returning/Lost..... 3/2
 Lettermen Returning/Lost..... 5/8

utmsports.com

SMU Schedule

November
 12 Arkansas-Little Rock
 16 at TCU
 19 Portland State
 20 UC Riverside
 21 Lamar
 24 Wayland Baptist
 28 Central Arkansas
December
 1 at Louisiana Tech
 4 Grambling State
 18 at McMurry
 22 Alabama State
 29 Southeast Missouri
January
 1 Dallas Christian
 5 Ole Miss
 8 at Tulane
 12 Memphis
 15 Houston
 19 at UAB
 22 Southern Mississippi
 26 at Tulsa
 29 at Rice
February
 2 East Carolina
 9 Tulane
 12 at UTEP
 16 at Houston
 19 Tulsa
 23 Rice
 26 at Marshall
March
 2 at Central Florida
 5 UTEP

UT Martin Schedule

November
 12 MacMurray College
 15 Centenary
 18 at LSU
 20 at Northwestern State
 23 at Memphis
 27 Lipscomb
December
 2 at Morehead State*
 4 at Eastern Kentucky*
 8 at Central Arkansas
 11 at IPFW
 19 William Woods College
 21 Murray State*
 27 at Ohio State
 29 at Tennessee
January
 3 at Southeast Missouri*
 8 Tennessee State*
 10 Austin Peay*
 13 at Tennessee Tech*
 15 at Jacksonville State*
 20 Southeast Missouri*
 22 Eastern Illinois*
 24 at SIU Edwardsville
 29 at Murray State*
February
 3 at Austin Peay*
 5 at Tennessee State*
 10 Jacksonville State*
 12 Tennessee Tech*
 15 at Eastern Illinois*
 19 ESPN BracketBuster
 24 Eastern Kentucky*
 26 Morehead State*

Tennessee State

Dec. 4, at Cape Girardeau, Mo.
 Feb. 24, at Nashville, Tenn.



Location..... Nashville, Tenn.
 Founded..... 1912
 Enrollment..... 8,824
 Colors..... Royal Blue and White
 Nickname..... Tigers
 Conference..... Ohio Valley
 Arena..... Gentry Center (10,500)
 President..... Dr. Melvin N. Johnson
 Athletics Director..... Teresa L. Phillips
 SID..... Zena Lewis
 Office Phone..... (615) 963-5922
 Cell Phone..... N/A
 E-Mail..... zlewis@tnstate.edu
 Fax..... (615) 963-7692
 Press Row..... (615) 963-7616/7617
 Website..... TSUTigers.com
 Head Coach..... John Cooper
 Alma Mater..... Wichita State, 1991
 Career Record..... 9-23 (1 Year)
 School Record..... 9-23 (1 Year)
 2009-10 Record..... 9-23
 Conference Record/Finish..... 6-12/8th
 Starters Returning/Lost..... 3/3
 Lettermen Returning/Lost..... 4/4

tsutigers.com

Tennessee Tech

Dec. 21, at Cookeville, Tenn.
 Jan. 29, at Cape Girardeau, Mo.



Location..... Cookeville, Tenn.
 Founded..... 1915
 Enrollment..... 10,850
 Colors..... Purple and Gold
 Nickname..... Golden Eagles
 Conference..... Ohio Valley
 Arena..... Eblen Center (10,152)
 President..... Dr. Robert Bell
 Athletics Director..... Mark Wilson
 SID..... Rob Schabert
 Office Phone..... (931) 372-3088
 Cell Phone..... (931) 267-1065
 E-Mail..... rschabert@tnitech.edu
 Fax..... (931) 372-6139
 Press Row..... (931) 372-6077
 Website..... TTUSports.com
 Head Coach..... Mike Sutton
 Alma Mater..... East Carolina, 1978
 Career Record..... 139-117 (8 Years)
 School Record..... 139-117 (8 Years)
 2009-10 Record..... 15-17
 Conference Record/Finish..... 8-10/6th
 Starters Returning/Lost..... 2/3
 Lettermen Returning/Lost..... 9/3

ttusports.com

Tennessee State Schedule

November
 12 at Mississippi State
 15 Fisk
 17 at Illinois State
 20 at Air Force
 23 at Saint Louis
 29 Belmont
December
 2 at Eastern Illinois*
 4 at Southeast Missouri*
 7 at Alabama A&M
 12 LeMoine-Owen
 19 Morehead State*
 21 Eastern Kentucky*
 29 at Middle Tennessee State
January
 2 at Memphis
 6 at Murray State*
 8 at UT Martin*
 15 Austin Peay*
 20 Jacksonville State*
 22 Tennessee Tech*
 27 at Morehead State*
 29 at Eastern Kentucky*
February
 3 Murray State*
 5 UT Martin*
 7 at Jacksonville State*
 12 at Austin Peay*
 14 at Tennessee Tech*
 19 ESPN BracketBuster
 24 Southeast Missouri*
 26 Eastern Illinois*

Tennessee Tech Schedule

November
 12 at North Carolina State
 20 at East Tennessee State
 23 Appalachian State
 28 at Michigan State
December
 1 SIU Edwardsville
 4 at Jacksonville State*
 8 High Point
 11 Lipscomb
 19 Eastern Illinois*
 21 Southeast Missouri*
 30 Crowley's Ridge College
January
 2 Bluefield College
 6 at Morehead State*
 8 at Eastern Kentucky*
 13 UT Martin*
 15 Murray State*
 20 at Austin Peay*
 22 at Tennessee State*
 27 at Eastern Illinois*
 29 at Southeast Missouri*
February
 3 Eastern Kentucky*
 5 Morehead State*
 7 Austin Peay*
 10 at Murray State*
 12 at UT Martin*
 14 Tennessee State*
 19 ESPN BracketBuster
 22 at SIU Edwardsville
 26 Jacksonville State*

* Indicates opponents Southeast had to vacate one win against during the 2007-08 season.

OVC Opponents in Bold



SERIES RESULTS VS. OVC OPPONENTS

Following are Southeast's Year-by-Year Results against OVC Opponents since joining the NCAA Division I level.

Austin Peay

1991-92	W	79-76*
	L	86-92
1992-93	W	90-68
	W	77-64*
1993-94	L	69-75
	W	98-72*
1994-95	L	63-79*
	W	90-87
1995-96	L	69-82
	L	71-84*
1996-97	L	85-96
	W	73-72*
1997-98	W	73-61*
	W	81-57
	L	46-76^
1998-99	W	74-65
	W	87-71*
1999-00	W	62-60*
	L	64-67
2000-01	L	60-88
	L	72-77*
	L	70-72^
2001-02	L	67-68*
	L	47-80
2002-03	L	49-62
	L	56-63*
2003-04	L	48-52*
	L	52-54
2004-05	L	50-60
	W	65-52*
2005-06	L	56-63*
	L	62-73
2006-07	L	67-68
	L	73-75*
2007-08	L	82-85
	W	121-116*
2008-09	L	67-91*
	L	78-88
2009-10	L	71-76 ^{OT}
	L	68-71 ^{OT} *

Eastern Illinois

1996-97	L	61-65*
	L	71-92
1997-98	L	78-81*
	W	84-77
1998-99	W	81-70
	W	92-70*
	W	78-57^
1999-00	W	77-66*
	W	72-71
2000-01	L	71-83
	W	75-73*
2001-02	L	74-84
	W	102-87*
2002-03	L	75-85*
	L	73-85
2003-04	W	84-64
	L	85-89*
2004-05	W	79-60*
	W	88-79
2005-06	W	72-60
	L	49-60*
2006-07	W	80-65*
	L	69-77
2007-08	W	82-71+
	L	70-90*
2008-09	L	63-83*
	L	62-70
2009-10	L	68-88
	L	49-75*

Eastern Kentucky

1991-92	W	76-74*
	L	69-83
1992-93	W	79-63*
	L	65-86
1993-94	L	62-86

	L	75-84*
1994-95	W	59-52*
	L	66-71
	L	73-89
1995-96	L	76-79*
	W	70-68
1996-97	L	76-84
	L	79-82
1997-98	W	97-78*
	W	78-58*
1998-99	W	77-61
	W	77-65*
1999-00	W	75-48
	W	65-69
2000-01	W	81-70*
	W	95-75*
2001-02	W	81-74
	W	93-77
2002-03	W	75-79*
	L	81-85*
2003-04	L	72-83
	L	52-69^
2005-06	W	68-62*
	L	51-80
2006-07	W	88-74
	L	61-66*
2007-08	W	66-55+
	L	69-80
2008-09	L	71-74*
	L	64-84
2009-10	L	63-79
	L	56-59*

Jacksonville State

2003-04	L	64-79
	W	84-65
2005-06	L	72-82
	L	67-80*
2006-07	L	67-70*
	L	72-78
2007-08	W	81-80+
	L	83-86*
2008-09	L	66-71
	L	68-78*
2009-10	W	78-66*
	L	55-58

Morehead State

1991-92	W	85-74*
	L	80-84
1992-93	W	107-96*
	L	85-92
1993-94	L	72-85
	L	80-94*
1994-95	L	72-74*
	L	49-80
1995-96	W	81-64
	W	76-74*
1996-97	W	94-75
	W	80-83
1997-98	W	64-61
	W	99-79*
1998-99	W	71-69*
	W	72-60
1999-00	W	80-59*
	W	74-58
2000-01	W	74-71
	W	63-61*
2001-02	L	53-59*
	L	75-91
2002-03	L	63-77
	L	69-79*
	L	84-91^
2003-04	W	80-77*
	L	66-88
2004-05	L	55-60*
	L	59-62
2006-07	W	61-59
	W	81-78*
2007-08	L	78-82*
	L	63-75
2008-09	L	67-73*
	L	67-79
2009-10	L	40-80
	L	54-73*

Murray State

1991-92	L	76-86
	W	80-75*
1992-93	L	95-111*
	L	96-100
1993-94	L	74-81
	L	95-96*
1994-95	L	79-83*
	L	55-83
1995-96	L	77-81
	L	61-79*
1996-97	L	75-77
	L	75-86*
1997-98	L	66-101
	L	71-82*
1998-99	L	70-71*
	L	52-62
	L	61-62^
1999-00	W	84-79
	L	60-77*
2000-01	L	58-60*
	L	54-65
2001-02	L	72-85
	L	86-92*
2002-03	W	78-68*
	L	65-71
2003-04	L	74-80*
	L	63-76
2004-05	W	61-58
	L	57-61*
2005-06	L	68-81
	L	69-76*
2006-07	W	96-85
	L	67-85*
2007-08	L	51-79*
	L	85-86
2008-09	L	55-80
	L	60-79*
2009-10	L	61-80*
	L	68-80

Tennessee State

1991-92	L	62-63
	W	76-66*
1992-93	L	70-95
	W	94-77*
1993-94	L	83-94*
	L	87-96
1994-95	L	80-83
	W	66-64*
1995-96	L	70-82*
	L	73-76
1996-97	W	71-53
	W	78-75*
1997-98	L	77-79*
	W	60-59
1998-99	W	70-49
	W	61-54*
1999-00	W	79-46*
	L	52-56
2000-01	W	88-57
	L	94-96*
2001-02	L	82-94*
	L	65-72
2002-03	W	87-67*
	W	89-82
2003-04	W	81-75*
	L	86-90
2004-05	L	101-105
	W	85-68*
2005-06	W	70-69*
	L	63-68
2006-07	L	72-75
	W	92-78*
2007-08	W	102-95+
	L	75-87
2008-09	L	72-83*
	L	82-87
2009-10	W	74-66
	L	67-74*

Tennessee Tech

1991-92	L	51-84
	L	78-88*

1992-93	W	79-74*
	L	99-113
1993-94	W	87-77*
	W	89-83
1994-95	L	58-97
	W	89-73*
1995-96	W	81-78*
	L	69-102
1996-97	L	82-86
	W	78-65*
1997-98	W	69-51*
	L	57-77
1998-99	W	64-51
	L	62-68*
1999-00	W	84-79
	W	61-50*
2000-01	L	68-70*
	L	69-79
2001-02	L	62-75*
	L	67-92
2003-04	L	58-73^
	W	75-71*
	L	73-89
2003-04	L	69-71*
	L	73-74
2004-05	L	61-63
	L	81-82*
2005-06	L	65-79*
	L	76-87
2006-07	L	76-91
	L	80-87*
	L	60-88^
2007-08	W	84-74+*
	L	76-93
2008-09	L	76-103
	L	75-91*
2009-10	L	73-82*
	L	68-82

UT Martin

1992-93	L	89-90
	W	69-68*
1993-94	W	86-63*
	L	87-103
1994-95	W	61-59
	W	75-66*
1995-96	W	71-61*
	L	59-79
1996-97	W	82-72*
	L	62-92
1997-98	L	82-91
	W	87-61*
1998-99	W	84-75*
	W	60-49
1999-00	L	66-75
	W	80-68*
	W	76-74^
2000-01	W	60-49*
	W	81-73
2001-02	L	73-89
	W	78-51*
2002-03	L	80-88*
	L	61-77
2003-04	W	89-78*
	L	71-88
2004-05	W	75-68
	W	72-52*
2005-06	L	60-72
	L	55-66*
2006-07	W	81-79*
	W	73-69
2007-08	L	71-90*
	L	85-98
2008-09	L	67-81*
	L	73-86
2009-10	W	77-63*
	L	70-73

* Game played in Cape Girardeau, Mo.

+ Indicates win which was vacated due to NCAA infractions in 2007-08.

Nutt vs. All Opponents

Team	W-L	Northwestern	0-1
Abilene Christian	1-0	Northwestern (La.) State	1-0
Air Force	0-2	Oklahoma	0-1
Alabama A&M	1-0	Oklahoma State	1-3
Arkansas-Little Rock	14-12	Old Dominion	0-1
Arkansas-Pine Bluff	4-0	Old Monmouth	0-1
Arkansas State	0-1	Oral Roberts	1-1
Arkansas Tech	1-0	Penn State	0-1
Austin Peay	1-4	Pepperdine	0-1
Ball State	1-0	Portland	1-0
Baylor	1-1	Prairie View A&M	1-0
Boston College	0-1	Richmond	1-0
Bowling Green	1-1	Saint Louis	0-2
Briar Cliff	1-0	Samford	0-2
Cal Poly	1-1	Sam Houston State	1-1
Canisius	1-0	San Diego State	1-0
Centenary	2-0	South Alabama	9-11
Central Baptist	1-0	South Dakota State	1-1
Central Methodist	1-0	Southeast Missouri State	1-2
Clemson	0-1	Southern Illinois	0-1
Colorado State	0-1	SIU Edwardsville	1-0
Dartmouth	1-0	Southern Mississippi	3-1
Denver	8-8	Southwestern College	2-0
East Carolina	0-1	Southwestern Louisiana	3-5
Eastern Illinois	1-5	St. Bonaventure	0-1
Eastern Kentucky	0-2	Tennessee State	1-1
Eastern Michigan	0-1	Tennessee Tech	1-3
Florida Atlantic	2-1	Texas A&M-Corpus Christi	1-1
Florida International	15-4	Texas-Arlington	1-0
Freed-Hardeman	1-0	Texas Christian	1-2
Georgia	0-1	Texas-Pan American	8-2
Georgia Southern	0-2	Toledo	0-2
Georgia State	1-1	Troy	1-3
Hampton	1-0	Tulsa	0-1
Harding	1-0	USC	0-1
Hawaii	1-0	UT Martin	4-2
Illinois State	0-1	Utah	0-2
Iowa State	0-1	Utah State	0-1
Jackson State	3-1	Utah Valley State	0-2
Jacksonville	4-3	Valparaiso	1-0
Jacksonville State	1-1	West Alabama	2-0
Lamar	4-5	Western Kentucky	11-15
Lambuth	1-0	Williams Baptist	1-0
Liberty	2-0	Total	196-210
Lincoln University	1-0		
Louisiana-Lafayette	4-9		
Louisiana-Monroe	2-1		
Louisiana Tech	6-8		
Louisville	0-1		
Lyon College	3-0		
MacMurray	1-0		
McNeese State	1-1		
Memphis	1-6		
Miami (Ohio)	0-1		
Middle Tennessee State	5-9		
Mississippi	2-1		
Mississippi State	0-2		
Mississippi Valley State	3-1		
Missouri	0-2		
Missouri-Kansas City	2-0		
Missouri-Rolla	1-0		
Missouri State	0-3		
Morehead State	0-2		
Morris Brown	1-0		
Murray State	1-4		
Nevada	1-1		
New Mexico	0-1		
New Mexico State	2-3		
New Orleans	11-11		
Norfolk State	1-0		
North Texas	6-5		
Northern Illinois	1-0		



RECORDS

RECORDS



HONORS & AWARDS

ALL-AMERICANS

Bill Giessing (1962, 1963)

Bill Giessing won third-team Little All-America honors in 1962 when he scored 660 points. In 1963, he was named second-team All-America by the Associated Press and third-team All-America by United Press International. Giessing was an inaugural inductee into the Southeast Athletics Hall of Fame.

Jack Klosterman (1943)

Jack Klosterman won NAIA All-America honors in 1943 after the Indians won the NAIA National Tournament. Klosterman, who served as the athletic director at Effingham High School (Ill.) for 27 years, died on October 17, 1991 at the age of 68.

Otto Porter (1981)

Otto Porter won second-team All-America honors from the National Association of Basketball Coaches in 1981 following a stellar two-year career. Porter averaged 25.1 points and 8.9 rebounds per game during his senior season. He finished with a career average of 25.8 points per game, the best-ever in the MIAA. He was inducted into the Southeast Hall of Fame in 2004.

Ray Pugh (1988, 1989)

Ray Pugh was named third-team All-America by the United States Basketball Coaches Association and the Basketball News after the 1988-89 season. The Indians ranked second in the nation that year. Pugh averaged 17.8 points and 5.2 rebounds per game. As a junior, Pugh was named second-team All-America by the Basketball News after leading the Indians to a 28-4 record in 1987-88. He was also selected as the MIAA's Most Valuable Player.

Carl Ritter (1961, 1963)

Carl Ritter, Southeast's all-time career scoring leader, earned both second-team National Association of Basketball Coaches (1963) and Associated Press (1961) All-America honors. He is a member of the Missouri Basketball Hall of Fame and was part of Southeast's inaugural Hall of Fame class. Ritter's jersey number 32 is the only retired number in Southeast Missouri State men's basketball history.

Jack Russell (1943)

Jack Russell won NAIA All-America honors in 1943 along with teammate Jack Klosterman. The Indians won the NAIA National Title that year. Russell, who retired after a long teaching career at Cape Central, died on November 20, 2003.

Dwayne Rutherford (1990)

Dwayne Rutherford was a third-team All-America by the Basketball Gazette after leading the Indians to a 26-5 record and a spot in the Elite Eight. Rutherford is Southeast's all-time leader in assists.

OVC Coach of the Year

Gary Garner..... 1998-99

OVC Player of the Year

Bud Eley, C..... 1998-99

OVC Freshman of the Year

Derek Winans, G..... 2001-02

OVC Newcomer of the Year

Bud Eley, C..... 1995-96

* - The OVC Newcomer of the Year Award was discontinued after the 2004 season.

OVC First-Team Selections

Devon Lake, G..... 1992-93

Bud Eley, C..... 1996-97

Bud Eley, C..... 1998-99

Dainmon Gonner, F..... 2004-05

Reggie Golson, F..... 2004-05

OVC Second-Team Selections

Curtis Shelton, G..... 1993-94

Bud Eley, C..... 1995-96

Cory Johnson, G..... 1997-98

Roderick Johnson, F..... 1999-00

Michael Stokes, G..... 2000-01

Roy Booker, G..... 2005-06

OVC Third-Team Selections

Mike Branson, F..... 1999-00

Michael Stokes, G..... 1999-00

Derek Winans, G..... 2001-02

Derek Winans, G..... 2002-03

OVC All-Newcomer Team

Selections

Luther Bonds, F..... 1992-93

Jermall Morgan, C..... 1993-94

Jerome Days, C..... 1994-95

Bud Eley, C..... 1995-96

Calvert White, F..... 1996-97

Cory Johnson, G..... 1997-98

Roderick Johnson, F..... 1998-99

Roy Booker, G..... 2005-06

Brandon Foust, F..... 2006-07

OVC All-Freshman Team

Selections

Jerry Freshwater, G..... 1991-92

OVC All-Tournament MVP

Roderick Johnson, F..... 2000

OVC All-Tournament Team Selections

Mike Branson, F..... 1999

Bud Eley, C..... 1999

Mike Branson, F..... 2000

Roderick Johnson, F..... 2000

CoSIDA First-Team Academic All-Americans

Derek Winans, G..... 2005

CoSIDA Second-Team Academic All-Americans

Derek Winans, G..... 2004

OVC Player of the Week

Devon Lake, G..... 2/27/93

Curtis Shelton, G..... 12/5/93

Jermall Morgan, C..... 12/4/94

Bud Eley, C..... 1/15/96

Bud Eley, C..... 1/12/97

Bud Eley, C..... 12/7/98

Bud Eley, C..... 1/4/99

Bud Eley, C..... 1/11/99

Roderick Johnson, F..... 12/13/99

Michael Stokes, G..... 12/18/00

Brandon Griffin, C..... 12/15/03

Derek Winans, G..... 1/19/04

Reggie Golson, F..... 12/13/04

Dainmon Gonner, F..... 1/17/05

Reggie Golson, F..... 2/14/05

Roy Booker, G..... 11/28/05

Brandon Foust, F..... 1/7/08

OVC Newcomer of the Week

Alex Beason, F..... 12/17/91

Alex Beason, F..... 12/23/91

Brandon Samuels..... 2/4/92

Luther Bonds, F..... 12/15/92

Jermall Morgan, C..... 1/30/94

Jerome Days, C..... 1/29/95

Bud Eley, C..... 12/3/95

Bud Eley, C..... 12/18/95

Bud Eley, C..... 2/4/96

Calvert White, F..... 12/2/96

Calvert White, F..... 1/19/97

Cory Johnson, G..... 11/24/97

Cory Johnson, G..... 2/1/98

Roderick Johnson, F..... 12/14/98

Michael Stokes, G..... 12/20/99

Michael Stokes, G..... 1/17/00

Michael Stokes, G..... 1/31/00

Terry Rogers, C..... 1/8/01

Derek Winans, G..... 11/26/01



Derek Winans, G.....	12/3/01
Derek Winans, G.....	1/14/02
Derek Winans, G.....	1/21/02
Brett Hale, G.....	2/4/02
Brett Hale, G.....	2/11/02
Derek Winans, G.....	2/18/02
Derek Winans, G.....	2/28/02
Brandon Griffin, C.....	12/2/02
Brandon Griffin, C.....	12/9/02
Brandon Griffin, C.....	1/20/03
Brandon Griffin, C.....	2/10/03
Brandon Griffin, C.....	3/3/03
Dainmon Gonner, F.....	12/8/03
Dainmon Gonner, F.....	1/5/04
Mike Nelke, G.....	1/19/04
Roy Booker, G.....	1/2/06
Roy Booker, G.....	1/9/06
Michael Rembert, C.....	12/18/06
Brandon Foust, F.....	1/15/07
Brandon Foust, F.....	1/22/07
Michael Rembert, C.....	1/29/07
Brandon Foust, F.....	2/26/07
Calvin Williams, F.....	11/26/07
Calvin Williams, F.....	12/10/07
Jaycen Herring, F.....	2/4/08
LaMont Russell, F.....	2/16/09
Cameron Butler, F.....	1/11/10

OVC Freshman of the Week

Anthony Holt.....	1/8/95
Nathan Owen, G.....	12/22/97
Paul Paradoski, G.....	11/29/04
Roderick Pearson, G.....	1/8/07
Derek Thompson, G.....	11/23/09
Derek Thompson, G.....	12/7/09
Marland Smith, G.....	12/28/09
Marland Smith, G.....	2/22/10


Southeast Basketball Hall of Famers (Year Inducted)

Bill Giessing, 1959-63 (2002)
Carl Ritter, 1959-63 (2002)
Abe Stuber, 1932-46 (2002)
1943 Team (2002)
Herb Mulkey, 1939-42 (2003)
Tom Upton, 1944-49 (2003)
Otto Porter, 1979-81 (2004)
Don Pritchard, 1931-36 (2005)
Ray Rippelmeyer, 1953-55 (2005)
1960-61 Team (2005)
Royal Tibe, 1919-23 (2006)
Ed Kiehne, 1919-22, 1924-25 (2007)
1965-86 Team (2007)
Jack Behrens, 1940-43 (2008)
Rich Eichhorst, 1952-56 (2009)
Bud Eley, 1995-99 (2009)
1998-99 Team (2009)
Ted Henderson, 1952-54 (2010)

Carl Ritter became the first Southeast Missouri State University basketball player to have his number retired. His number 32 was retired during ceremonies at the Show Me Center on January 24, 1994. Ritter scored a school record 1,916 points from 1959-63.

Following an emotional ceremony, Ritter stepped behind the three-point line and made a perfect shot in front of a big Show Me Center crowd and regional television audience.

32



William "Bud" Eley



Dwayne Rutherford



Ray Pugh



Derek Winans



Otto Porter



Calvin Williams



Rich Eichhorst

Rich Eichhorst and Bud Eley were inducted into the Southeast Missouri State University Athletic Hall of Fame on Dec. 11, 2009. Eichhorst was a four-year letterman and three-year starter who earned all-MIAA honors as a junior and senior. He led the team in scoring and rebounding as a senior. Eichhorst played for the NBA St. Louis Hawks in 1961 and is the only Southeast player to advance to the NBA. Eichhorst spent 25 years as an NCAA Division I basketball official after retiring as a school administrator in St. Louis. Eley was the 1999 Ohio Valley Conference Male Athlete of the Year and the 1999 OVC Player of the Year. He led the nation with 19 double-doubles and had the country's only triple-double in 1998-99. Eley was a three-time all-OVC selection, as well. The 1998-99 men's basketball team will also be inducted into the Southeast Missouri Hall of Fame this year.



Carl Ritter (left) and Otto Porter (right) returned to the Show Me Center to be honorary captains for Southeast's game against Austin Peay on Feb. 27, 2010.



RECORDS

Year-by-Year Records

1926-27	1-7
1927-28	3-11
1928-29	0-15
1929-30	1-15
1930-31	3-11
1931-32	7-7
1932-33	8-9
1933-34	8-8
1934-35	6-12
1935-36	14-3
1936-37	13-3
1937-38	10-6
1938-39	11-7
1939-40	7-12
1940-41	9-11
1941-42	12-6
1942-43	19-6 (NAIA Champions)
1943-44	11-3
1944-45	13-3
1945-46	13-3
1946-47	11-8
1947-48	10-9
1948-49	7-12
1949-50	6-13
1950-51	3-16
1951-52	5-12
1952-53	13-8
1953-54	12-8
1954-55	15-6
1955-56	12-7
1956-57	5-13
1957-58	11-9
1958-59	11-9
1959-60	13-9
1960-61	25-3
1961-62	18-7
1962-63	21-4
1963-64	20-5
1964-65	15-8
1965-66	13-9
1966-67	15-6
1967-68	8-14
1968-69	7-15
1969-70	9-12
1970-71	13-10
1971-72	15-9
1972-73	11-13
1973-74	10-14
1974-75	14-12
1975-76	5-21
1976-77	8-18
1977-78	11-15

1978-79	19-9
1979-80	14-12
1980-81	11-16
1981-82	21-10
1982-83	25-6
1983-84	16-12
1984-85	24-8
1985-86	27-7
1986-87	20-11
1987-88	28-4
1988-89	27-6
1989-90	26-5
1990-91	21-7

NCAA Division I Era

1991-92	12-16
1992-93	16-11
1993-94	10-17
1994-95	13-14
1995-96	8-19
1996-97	12-18
1997-98	14-13
1998-99	20-9
1999-00	24-7
2000-01	18-12
2001-02	6-22
2002-03	11-19
2003-04	11-16
2004-05	15-14
2005-06	7-20
2006-07	11-20
2007-08	1-19*
2008-09	3-27
2009-10	7-23

* - Southeast Missouri State vacated 11 wins during the 2007-08 season.

Coaching History

Coach	Years	Record	Pct.
Clyde Elder	1906-07	0-2	.000
Eugene Wells	1907-08	3-0	1.00
Ferdinal Courleux	1908-09	98-97	.502
	1915-28	-	-
	1929-30	-	-
H.F. Schulte	1909-12	12-6	.667
W.F. Cobb	1912-15	10-5	.667
Jerry Lewis	1928-29	0-15	.000
George Flamank	1930-32	13-19	.406
Emmitt Stuber	1932-35	60-42	.588
	1943-46	-	-
Charles Harris	1935-43	68-55	.567
Joe McDonald	1946-49	28-33	.459
John Adams	1949-52	14-41	.255
Ralph Pink	1952-58	70-53	.569
Charles Parsley	1958-70	175-101	.634
Bob Cradic	1970-76	76-71	.517
Carroll Williams	1976-81	57-75	.432
Ron Shumate	1981-97	306-171	.641
Gary Garner	1997-06	126-132	.488
Scott Edgar	2006-09	15-48*	.238
Zac Roman	2008-09	0-18	.000
Dickey Nutt	2009-10	7-23	.233

* - Southeast Missouri vacated 11 wins during the 2007-08 season.

Year-by-Year OVC Record/Finish

Year	Record	Finish
1991-92	5-9	7th
1992-93	9-7	4th
1993-94	5-11	6th
1994-95	7-9	6th
1995-96	5-11	8th
1996-97	9-9	14th
1997-98	10-8	5th
1998-99	15-3	2nd
1999-00	14-4	11st
2000-01	8-8	5th
2001-02	4-12	8th
2002-03	5-11	7th
2003-04	4-12	10th
2004-05	9-7	5th
2005-06	4-16	10th
2006-07	9-11	6th
2007-08	1-13*	11th
2008-09	0-18	10th
2009-10	3-15	9th

* - Southeast Missouri vacated six OVC wins during the 2007-08 season.

All-Time NCAA Division I Record:

219-316 (.409)

All-Time OVC Record:

126-194 (.394)



Team Records

Single-Game

Points	135	vs. Fort Leonard Wood (2/6/64); vs. McKendree (1/14/67)
Points in a Half	74	vs. Harris-Stowe (2/4/85)
Combined Points	237	vs. Austin Peay (1/29/08)
Field Goals	59	vs. McKendree (1/4/67); vs. Parks (11/24/86)
Field Goals Attempted	98	vs. Parks (11/24/86)
Field Goal Percentage	68.9 (59-of-88)	vs. McKendree (1/14/67)
Free Throws	40	vs. Christian Brothers (12/5/88)
Free Throws Attempted	50	vs. Christian Brothers (12/5/88)
Free Throw Percentage	1.00 (14-14)	vs. Missouri-Rolla (1/12/78)
3-Point Field Goals	16	vs. Williams Baptist (12/12/09); vs. UT Martin (2/12/98)
3-Point Field Goals Att.	40	vs. UT Martin (1/15/98)
3-Point Field Goal Pct.	1.00 (5-5)	vs. Southern Arkansas (11/21/87)
Rebounds	68	vs. Central Methodist (11/18/88)
Assists	33	vs. Missouri Baptist (11/19/90)
Blocked Shots	14	vs. Morehead State (1/4/99)
Largest Margin of Victory	+89	Southeast 127, Parks 38 (11/24/86)
Largest Margin of Defeat	-58	NW Missouri 74, Southeast 16 (2/1/29)

Single-Season

Points	2791	1985-86
Points Per Game	87.8	1990-91
Field Goals	1108	1985-86
Field Goals Attempted	2204	1985-86
Field Goal Percentage	51.9	1978-79
Free Throws	621	1960-61
Free Throws Attempted	856	1985-86
Free Throw Percentage	76.4 (428-of-560)	2001-02
3-Point Field Goals	215	1988-89
3-Point Field Goals Att.	575	1997-98
3-Point Field Goal Pct.	44.6	1988-89
Rebounds	1313	1985-86
Assists	544	1985-86; 1988-89
Blocked Shots	164	1999-00
Largest Margin of Victory	+15.7	1984-85
Most Victories	28	1987-88
Most Losses	27	2008-09

Miscellaneous

Longest Winning Streak	20 games	12/5/87-2/17/88
Longest Home Win Streak	28 games	11/29/85-1/7/87
Longest Losing Streak	21 games	12/23/08-11/18/09

Individual Records

Single-Game

Points	52	Kermit Meystedt, vs. McKendree, 1/14/67
Field Goals	24	Kermit Meystedt, vs. McKendree, 1/14/67
Field Goals Attempted	34	Kermit Meystedt, vs. McKendree, 1/14/67
Free Throws	18	Carl Ritter, vs. NW Missouri St, 12/30/60
Free Throws Attempted	22	Carl Ritter, vs. NW Missouri St, 12/30/60
3-Point Field Goals	9	2x, last by Mark Johnson, vs. Milwaukee, 3/2/95
3-Point Field Goals Att.	19	Cory Johnson, vs. UT Martin, 1/15/98
Rebounds	29	Paul Ranson, vs. MacMurray, 12/8/61
Assists	13	2x, last by Kevin Roberts, vs. Morehead, 2/6/03
Blocked Shots	10	"Bud" Eley, vs. Morehead, 1/4/99

Single-Season

Games Played	34	Michael Morris, Ray Pugh, Derick Turner, 1985-86
Points	677	Otto Porter, 1980-81
Field Goals	287	Otto Porter, 1980-81
Field Goals Attempted	568	Otto Porter, 1980-81
Field Goal Percentage	64.3 (191-297)	Danny Dohogne, 1990-91
Free Throws	184	Carl Ritter, 1960-61
Free Throws Attempted	259	Riley Ellis, 1985-86
Free Throw Percentage	88.7 (94-106)	Curtis Shelton, 1993-94
3-Point Field Goals	97	Kenard Moore, 2008-09
3-Point Field Goals Att.	285	Kenard Moore, 2008-09
3-Point Field Goal Pct.	55.8 (53-95)	Amory Sanders, 2000-01
Rebounds	314	Brandon Griffin, 2002-03
Assists	200	Dwayne Rutherford, 1988-89
Blocked Shots	75	"Bud" Eley, 1998-99
Highest Scoring Average	27.0	Otto Porter, 1979-80
Highest Rebounding Avg.	10.7	"Bud" Eley, 1998-99



Southeast Missouri tied a single-game record when it made 16 three-pointers in a 116-60 victory over Williams Baptist College on Dec. 12, 2009. Cameron Butler is pictured here dunking over a defender in that game.

**CAREER RANKINGS****Points**

1. Carl Ritter, 1959-63	1,916
2. Jewell Crawford, 1980-84	1,862
3. Bill Giessing, 1960-64	1,686
4. William "Bud" Eley, 1995-99	1,611
5. Derek Winans, 2001-05	1,505
6. Ronny Rankin, 1984-86	1,277
7. Riley Ellis, 1984-86	1,241
8. Ray Pugh, 1985-89	1,237
9. Otto Porter, 1979-81	1,216
Devon Lake, 1990-93	1,216
11. Dwayne Rutherford, 1986-90	1,191
12. Kermit Meystedt, 1963-67	1,141
13. Anthony Venson, 1980-84	1,131
14. Curtis Shelton, 1990-94	1,112
15. John Sanchez, 1976-80	1,104
16. Lawrence Wilson, 1986-90	1,086
17. Joe Cagle, 1973-77	1,055
18. Dave Shipley, 1975-79	1,046
19. Michael Morris, 1984-88	1,030
20. Mike Lewis, 1987-91	1,026
21. Dan Milligan, 1965-69	1,017

Scoring Average

1. Otto Porter, 1979-81	25.9
2. Fred Anderson, 1968-69	23.3
3. Roy Booker, 2005-06	22.0
4. Ronny Rankin, 1984-86	20.6
5. Jim Anderson, 1970-72	19.7
6. Riley Ellis, 1984-86	19.1
7. Danny Dohogne, 1990-91	17.4
8. Jewell Crawford, 1980-84	16.6
William "Bud" Eley, 1995-99	16.6
10. Andrew Reed, 1970-72	16.4

Field Goals Made

1. Jewell Crawford, 1980-84	763
2. William "Bud" Eley, 1995-99	629
3. Derek Winans, 2001-05	524
4. Otto Porter, 1979-81	515
5. Ronny Rankin, 1984-86	483
6. Riley Ellis, 1984-86	478
Ray Pugh, 1985-89	478
8. Joe Cagle, 1973-77	456
9. John Sanchez, 1976-80	444
10. Anthony Venson, 1980-84	440
Dave Shipley, 1975-79	440

Field Goals Attempted

1. Jewell Crawford, 1980-84	1,470
2. Derek Winans, 2001-05	1,172
3. William "Bud" Eley, 1995-99	1,170
4. Otto Porter, 1979-81	1,044
5. Joe Cagle, 1973-77	1,026
6. Dave Shipley, 1975-79	1,010
7. Ray Pugh, 1985-89	975
8. Riley Ellis, 1984-86	955
9. Ronny Rankin, 1984-86	954
10. Anthony Venson, 1980-84	950

Field Goal Percentage

(Minimum 100 FG Made)	FG-A	Pct.
1. Danny Dohogne, 1990-91	191-297	.643
2. Carl Nicholson, 1985-88	105-173	.607
3. Eddie Hart, 1984-86	181-303	.597
4. Roderick Johnson, 1998-00	293-500	.586
5. Brandon Griffin, 2002-04	267-465	.574
Drew Demond, 1999-02	132-230	.574
7. Matt Sisley, 1992-94	142-248	.573
8. Desi Barmore, 1978-79	185-329	.562
9. Steve Tappmeyer, 1977-79	267-479	.557
10. David Montgomery, 1996-98	239-430	.556

3-Point Field Goals Made

1. Derek Winans, 2001-05	219
2. Churtis Shelton, 1990-94	215
3. Terrick Willoughby, 2003-07	175
4. Kenard Moore, 2007-09	174
5. Mike Lewis, 1987-91	166
6. Cory Johnson, 1997-99	162
7. Brett Hale, 2001-05	140
8. Dwayne Rutherford, 1986-90	107
9. Amory Sanders, 1999-01	94
10. Devon Lake, 1990-93	93
Mike Branson, 1998-00	93
Tim Scheer, 1999-03	93

3-Point Field Goals Attempted

1. Derek Winans, 2001-05	564
2. Kenard Moore, 2007-09	482
3. Curtis Shelton, 1990-94	480
4. Terrick Willoughby, 2003-07	434
5. Cory Johnson, 1997-99	391
6. Mike Lewis, 1987-91	372
7. Brett Hale, 2001-05	342
8. David Johnson, 2005-08	272
9. Devon Lake, 1990-93	269
10. Dwayne Rutherford, 1986-90	266

**3-Point Field Goal Percentage**

(Minimum 100 3FG Made)	3FG-A	Pct.
1. Curtis Shelton, 1990-94	215-480	.448
2. Mike Lewis, 1987-91	166-372	.446
3. Cory Johnson, 1997-99	162-391	.414
4. Brett Hale, 2001-05	140-342	.409
5. Terrick Willoughby, 2003-07	175-434	.403
6. Dwayne Rutherford, 1986-90	107-266	.402
7. Derek Winans, 2001-05	219-564	.388
8. Kenard Moore, 2007-09	174-482	.361

Free Throws Made

1. Carl Ritter, 1959-63	580
2. William "Bud" Eley, 1995-99	341
3. Jewell Crawford, 1980-84	336
4. Ronny Rankin, 1984-86	311
5. Devon Lake, 1990-93	309
6. Dwayne Rutherford, 1986-90	286
7. Riley Ellis, 1984-86	285
8. Lawrence Wilson, 1986-90	282
9. Curtis Shelton, 1990-94	257
10. Anthony Venson, 1980-84	251



Free Throws Attempted

1. Carl Ritter, 1959-63	664
2. William "Bud" Eley, 1995-99	580
3. Jewell Crawford, 1980-84	495
4. Riley Ellis, 1984-86	462
5. Lawrence Wilson, 1986-90	402
6. Dwayne Rutherford, 1986-90	395
7. Devon Lake, 1990-93	384
8. Ronny Rankin, 1984-86	371
9. Malcomn Henry, 1985-90	332
10. Jermall Morgan, 1993-95	317

Free Throw Percentage

(Minimum 100 FT Made)	FT-A	Pct.
1. Cory Johnson, 1997-99	130-146	.890
2. Robin Wilhoit, 1976-80	122-142	.859
Brett Hale, 2001-05	164-191	.859
4. Ronny Rankin, 1984-86	311-371	.838
5. Curtis Shelton, 1990-94	257-310	.829
6. Roy Booker, 2005-06	165-200	.825
7. Mike Payne, 1969-72	113-140	.807
8. Devon Lake, 1990-93	309-384	.805
9. Anthony Venson, 1980-84	251-315	.797
10. Steve Tappmeyer, 1977-79	183-230	.796

Rebounds

1. William "Bud" Eley, 1995-99	955
2. John Sanchez, 1976-80	839
3. Kermit Meystedt, 1963-67	834
4. Paul Ranson, 1961-64	815
5. Anthony Thomas, 1978-82	796
Bill Giessing, 1960-64	796
7. Dan Milligan, 1965-69	758
8. Jewell Crawford, 1980-84	741
9. Arvin Haynes, 1972-76	622
10. Riley Ellis, 1984-85	568

Rebounding Average


(Minimum 50 Games)	G	Avg.
1. William "Bud" Eley, 1995-99	97	9.8
2. Brandon Griffin, 2002-04	53	9.1
3. Riley Ellis, 1984-86	65	8.7
4. Roderick Johnson, 1998-00	60	7.3
5. Derick Turner, 1985-87	65	6.7
6. Reggie Golson, 2002-05	53	6.5
7. Calvin Williams, 2007-09	50	6.4
8. Jermall Morgan, 1993-95	54	6.3
9. Dainmon Gonner, 2003-05	54	6.2
10. Jerome Days, 1994-96	53	6.0

Assists

1. Dwayne Rutherford, 1986-90	541
2. Michael Morris, 1984-88	478
3. Dave Shipley, 1975-79	396
4. Jerry Freshwater, 1991-95	367
5. Joe Cagle, 1973-77	357
6. John Sanchez, 1976-80	327
7. Anthony Venson, 1980-84	321
8. Derek Winans, 2001-05	282
9. Paul Paradoski, 2004-07	263
10. Kevin Roberts, 2001-03	226

Steals

1. Michael Morris, 1984-88	191
2. Derek Winans, 2001-05	153
Dwayne Rutherford, 1986-90	153
4. William "Bud" Eley, 1995-99	135
5. Jerry Freshwater, 1991-95	121
6. Dainmon Gonner, 2003-05	111
7. Paul Paradoski, 2004-07	110
8. David Johnson, 2005-08	90
9. Curtis Shelton, 1990-94	89
10. Roderick Johnson, 1998-00	83



WILLIAM "BUD" ELEY

Blocks

1. William "Bud" Eley, 1995-99	156
2. Drew Demond, 1999-02	112
3. Anthony Thomas, 1978-82	83
4. Reggie Golson, 2002-05	79
5. Calvin Williams, 2007-09	71
6. Malcomn Henry, 1985-90	60
7. James Barnes, 1990-92	58
8. Roderick Johnson, 1998-00	54
9. Lawrence Wilson, 1986-90	43
10. Damarcus Hence, 2000-04	41

* - Southeast Missouri State University men's basketball Top-10 lists were generated with statistics dating back to 1968-69. Any cumulative statistical reports prior to that season were incomplete. Therefore, some individuals who played before 1968-69 may be excluded from certain statistical categories on these lists.



PAUL PARADOSKI



SINGLE-SEASON RANKINGS

Points

1. Otto Porter, 1980-81	677
2. Riley Ellis, 1985-86	667
3. Ronny Rankin, 1985-86	656
4. Ronny Rankin, 1984-85	621
5. Jewell Crawford, 1983-84	606
6. Devon Lake, 1992-93	603
7. Roy Booker, 2005-06	594
8. Riley Ellis, 1984-85	574
9. Kenard Moore, 2008-09	570
10. Dainmon Gonner, 2004-05	547
11. Derick Turner, 1986-87	545
12. Otto Porter, 1979-80	539
13. Cleo Conley, 1986-87	537
14. William "Bud" Eley, 1996-97	536
15. Ray Pugh, 1987-88	533
16. Jim Anderson, 1970-71	509
17. Terry Mead, 1981-82	503
18. Jaycen Herring, 2008-09	497
19. Fred Anderson, 1968-69	489
20. Danny Dohogne, 1990-91	487

Scoring Average

1. Otto Porter, 1979-80	27.0
2. Otto Porter, 1980-81	25.1
3. Fred Anderson, 1968-69	23.3
4. Jim Anderson, 1970-71	23.1
5. Jewell Crawford, 1983-84	22.4
6. Devon Lake, 1992-93	22.3
7. Roy Booker, 2005-06	22.0
8. Ronny Rankin, 1984-85	20.7
9. Ronny Rankin, 1985-86	20.5
10. Dainmon Gonner, 2004-05	20.3

Field Goals Made

1. Otto Porter, 1980-81	287
2. Ronny Rankin, 1985-86	252
3. Riley Ellis, 1985-86	250
4. Jewell Crawford, 1983-84	238
5. Ronny Rankin, 1984-85	231
6. Otto Porter, 1979-80	228
7. Riley Ellis, 1984-85	228
8. Cleo Conley, 1986-87	223
9. Derick Turner, 1986-87	221
10. Fred Anderson, 1968-69	221

Field Goals Attempted

1. Otto Porter, 1980-81	568
2. Ronny Rankin, 1985-86	524
3. Roy Booker, 2005-06	504
4. Riley Ellis, 1985-86	495
5. Fred Anderson, 1968-69	488
6. Kenard Moore, 2008-09	483
7. Otto Porter, 1979-80	476
8. Cleo Conley, 1986-87	476
9. Riley Ellis, 1984-85	460
10. Ronny Rankin, 1984-85	430

Field Goal Percentage

(Minimum 75 FG Made)	FG-A	Pct.
1. Danny Dohogne, 1990-91	191-297	.643
2. Cornall Henderson, 1987-88	75-117	.641
3. Carl Nicholson, 1987-88	75-117	.641
4. Eddie Hart, 1985-86	119-186	.640
5. David Montgomery, 1997-98	141-227	.621
6. Roderick Johnson, 1999-00	163-270	.604
7. William "Bud" Eley, 1998-99	170-286	.594
8. John Sanchez, 1977-78	149-256	.582
9. Brandon Griffin, 2003-04	117-203	.576
10. Brandon Griffin, 2002-03	150-262	.573

3-Point Field Goals Made

1. Kenard Moore, 2008-09	97
2. Cory Johnson, 1997-98	95
3. Curtis Shelton, 1993-94	86
4. Kenard Moore, 2007-08	77
5. Roy Booker, 2005-06	73
6. Derek Winans, 2002-03	71
7. Cory Johnson, 1998-99	67
8. David Johnson, 2006-07	64
9. Mike Lewis, 1988-89	64
10. Mike Lewis, 1989-90	64
11. Marland Smith, 2009-10	63

3-Point Field Goals Attempted

1. Kenard Moore, 2008-09	285
2. Roy Booker, 2005-06	233
3. Cory Johnson, 1997-98	219
4. Kenard Moore, 2007-08	197
5. Curtis Shelton, 1993-94	190
6. Marland Smith, 2009-10	185
7. David Johnson, 2006-07	184
8. Cory Johnson, 1998-99	172
9. Derek Winans, 2002-03	172
10. Terrick Willoughby, 2005-06	153



DAINMON GONNER

3-Point Field Goal Percentage

(Minimum 50 3FG Made)	3FG-A	Pct.
1. Amory Sanders, 2000-01	53-95	.558
2. Mike Lewis, 1989-90	64-130	.492
3. Mike Lewis, 1988-89	64-130	.492
4. Curtis Shelton, 1991-92	58-121	.479
5. Curtis Shelton, 1993-94	86-190	.453
6. Terrick Willoughby, 2006-07	51-116	.440
7. Cory Johnson, 1997-98	95-219	.434
8. Mark Johnson, 1994-95	55-128	.430
9. Brett Hale, 2002-03	54-126	.429
10. Cleo Conley, 1987-88	58-137	.423

Free Throws Made

1. Carl Ritter, 1960-61	184
2. Riley Ellis, 1985-86	167
3. Roy Booker, 2005-06	165
4. Devon Lake, 1992-93	162
5. Ronny Rankin, 1984-85	159
6. Ronny Rankin, 1985-86	152
7. Jewell Crawford, 1983-84	130
8. Andrew Reed, 1971-72	130
9. Jermall Morgan, 1994-95	123
10. Riley Ellis, 1984-85	118
11. Michael Stokes, 2000-01	118

**Free Throws Attempted**

1. Riley Ellis, 1985-86	259
2. William "Bud" Eley, 1996-97	217
3. Devon Lake, 1992-93	205
4. Riley Ellis, 1984-85	203
5. Roy Booker, 2005-06	200
6. Jermall Morgan, 1994-95	199
7. Ronny Rankin, 1984-85	190
8. Jewell Crawford, 1983-84	183
9. Ronny Rankin, 1985-86	181
10. Andrew Reed, 1971-72	178

Free Throw Percentage*(Minimum 75 FT Made)*

	<u>FT-A</u>	<u>Pct.</u>
1. Curtis Shelton, 1993-94	94-106	.887
2. Ronny Rankin, 1985-86	152-181	.840
3. Ronny Rankin, 1984-85	159-190	.837
4. Michael Stokes, 2000-01	118-143	.825
Roy Booker, 2005-06	165-200	.825
6. Devon Lake, 1990-91	92-113	.814
7. Steve Tappmeyer, 1978-79	81-100	.810
8. Pat Niemczyk, 1979-80	83-104	.798
Otto Porter, 1979-80	83-104	.798
10. Dwayne Rutherford, 1988-89	98-124	.790
Devon Lake, 1992-93	162-205	.790

Rebounds

1. Brandon Griffin, 2002-03	314
2. William "Bud" Eley, 1996-97	310
William "Bud" Eley, 1998-99	310
4. Riley Ellis, 1985-86	293
5. Derick Turner, 1986-87	282
6. Riley Ellis, 1984-85	275
7. Roderick Johnson, 1999-00	266
8. William "Bud" Eley, 1995-96	260
9. Anthony Thomas, 1981-82	249
10. Danny Dohogne, 1990-91	245
Reggie Golson, 2004-05	245

Rebounding Average*(Minimum 20 Games)*

	<u>G</u>	<u>Avg.</u>
1. William "Bud" Eley, 1998-99	29	10.7
2. Brandon Griffin, 2002-03	30	10.5
3. William "Bud" Eley, 1996-97	30	10.3
4. Thomas Thames, 1990-91	20	10.1
5. William "Bud" Eley, 1995-96	27	9.6
6. Derick Turner, 1986-87	31	9.1
7. Riley Ellis, 1985-86	33	8.9
8. Danny Dohogne, 1990-91	28	8.8
9. Riley Ellis, 1984-85	32	8.6
Roderick Johnson, 1999-00	31	8.6

**REGGIE GOLSON****ROY BOOKER****Assists**

1. Dwayne Rutherford, 1988-89	200
2. Kevin Roberts, 2002-03	179
3. Jerry Freshwater, 1994-95	153
4. Dwayne Rutherford, 1987-88	143
5. Michael Morris, 1986-87	139
6. Michael Morris, 1985-86	136
7. Michael Morris, 1987-88	130
8. Michael Stokes, 1999-00	128
9. Joe Cagle, 1975-76	127
10. Lew Brookins, 1982-83	126

Steals

1. Dainmon Gonner, 2004-05	74
2. Dwayne Rutherford, 1988-89	71
3. Michael Morris, 1986-87	63
Michael Morris, 1987-88	63
5. William "Bud" Eley, 1996-97	58
Calvert White, 1996-97	58
7. Johnnie Coleman, 1990-91	57
8. Ernest Taylor, 1988-89	50
9. Cleo Conley, 1986-87	48
10. Kahn Cotton, 1997-98	47

Blocks

1. William "Bud" Eley, 1998-99	75
2. Reggie Golson, 2004-05	64
3. William "Bud" Eley, 1995-96	51
4. Drew Demond, 2000-01	48
5. Anthony Thomas, 1981-82	45
6. Roderick Johnson, 1999-00	41
7. Calvin Williams, 2008-09	39
8. Anthony Thomas, 1979-80	38
Drew Demond, 2001-02	38
10. James Barnes, 1991-92	35

Current Players in Bold

* - Southeast Missouri State University men's basketball Top-10 lists were generated with statistics dating back to 1968-69. Any cumulative statistical reports prior to that season were incomplete. Therefore, some individuals who played before 1968-69 may be excluded from certain statistical categories on these lists.



YEAR-BY-YEAR DIVISION I RESULTS

1991-92

Overall: 12-16 **OVC:** 5-9

Head Coach: Ron Shumate

<u>Opponent</u>		<u>SE</u>	<u>OPP</u>
at UW-Green Bay	L	54	82
at Wisconsin	L	71	82
Cleveland State	L	80	88
Nicholls State	W	76	73
Texas-Pan American	W	85	56
at Southern Utah	L	62	98
at Montana State	L	67	70
Lewis	W	80	56
at Texas-Pan American	W	70	68
at Arkansas-Little Rock	L	77	85 ^{OT}
Oakland City	W	84	69
Austin Peay*	W	79	76
UW-Milwaukee	L	71	83
at Middle Tennessee*	L	58	61
at Murray State*	L	76	86
Morehead State*	W	85	74
Eastern Kentucky*	W	76	74
at Tennessee State*	L	62	63
at Tennessee Tech*	L	51	84
at Austin Peay*	L	86	92 ^{OT}
Arkansas-Little Rock	W	80	78
Tennessee Tech*	L	78	88
Tennessee State*	W	76	66
at Eastern Kentucky*	L	69	83
at Morehead State*	L	80	84
Murray State*	W	80	75
Middle Tennessee*	L	76	87
at UW-Milwaukee	W	80	64

1992-93

Overall: 16-11 **OVC:** 9-7

Head Coach: Ron Shumate

<u>Opponent</u>		<u>SE</u>	<u>OPP</u>
UW-Green Bay	W	67	65
Alcorn State	W	86	81
Arkansas State	W	71	69 ^{OT}
Montana State	W	72	56
Cincinnati	L	58	83
Central Michigan	W	74	61
Arkansas	L	72	96
at Evansville	L	68	92
at Chicago State	L	71	91
Oakland City	W	108	69
at Tennessee State*	L	70	95
at Austin Peay*	W	90	68
Murray State*	L	95	111
Southern Utah	W	91	74
Morehead State*	W	107	96
Eastern Kentucky*	W	79	63
at UT Martin*	L	89	90
Middle Tennessee*	W	80	69
Tennessee Tech*	W	79	74
at Murray State*	L	96	100

at Morehead State*	L	85	92
at Eastern Kentucky	L	65	86
Tennessee State*	W	94	77
Austin Peay*	W	77	64
UT Martin*	W	69	68
at Middle Tennessee*	W	67	63 ^{OT}
at Tennessee Tech*	L	99	113

1993-94

Overall: 10-17 **OVC:** 5-11

Head Coach: Ron Shumate

<u>Opponent</u>		<u>SE</u>	<u>OPP</u>
Evansville	L	60	76
Southern California College	W	65	52
Troy State	W	119	113
Texas-Arlington	W	86	83
Chicago State	W	125	95
Samford	L	72	72
Prairie View A&M	W	100	63
Southern Illinois	L	54	82
Colorado State	L	72	104
Eastern Kentucky*	L	62	86
Morehead State*	L	72	85
Tennessee Tech*	W	87	77
Middle Tennessee*	W	99	77
Tennessee State*	L	83	94
UT Martin*	W	86	63
Tennessee State*	L	87	96
Austin Peay*	L	69	75
Murray State*	L	74	81
Morehead State*	L	80	94
Eastern Kentucky*	L	75	84
Tennessee Tech*	W	89	83
Middle Tennessee*	L	68	94
Murray State*	L	95	96
Missouri	L	61	83
UT Martin*	L	87	103
Austin Peay*	W	98	72
Memphis State	L	83	109

1994-95

Overall: 13-14 **OVC:** 7-9

Head Coach: Ron Shumate

<u>Opponent</u>		<u>SE</u>	<u>OPP</u>
Drury College	W	90	79
Fairfield	W	82	75
Maine	W	92	78
at Missouri	L	77	84
at UW-Milwaukee	W	75	71
Southern Illinois	L	72	74
Colorado State	L	70	90
at Florida State	L	75	100
Oakland City College	W	90	76
Eastern Kentucky*	W	59	52
Morehead State*	L	72	74 ^{OT}
at Tennessee Tech*	L	58	97
at Middle Tennessee*	L	63	65

at Tennessee State*	L	80	83
at UT Martin*	W	61	59
Tennessee State*	W	66	64
Austin Peay*	L	63	79
Murray State*	L	79	83
at Morehead State*	L	49	80
at Eastern Kentucky*	L	66	71
Middle Tennessee*	W	78	63
Tennessee Tech*	W	89	73
at Murray State*	L	55	83
UT Martin*	W	75	66
at Austin Peay*	W	90	87 ^{OT}
UW-Milwaukee	W	98	90 ^{OT}
at South Florida	L	48	75

1995-96

Overall: 8-19 **OVC:** 5-11

Head Coach: Ron Shumate

<u>Opponent</u>		<u>SE</u>	<u>OPP</u>
Oakland City	W	82	78
Troy State	W	109	91
Mississippi Valley State	L	80	84
at Fairfield	L	65	73
at Illinois	L	70	89
vs. San Jose State	W	55	48
at Southern Illinois	L	64	70
Oral Roberts	L	58	74
at Missouri	L	65	102
at Eastern Kentucky*	L	73	89
at Morehead State*	W	81	64
UT Martin*	W	71	61
at Middle Tennessee*	W	65	63
at Austin Peay*	L	69	82
Tennessee State*	L	70	82
Tennessee Tech*	W	81	78 ^{OT}
South Florida	L	41	67
at Murray State*	L	77	81
Morehead State*	W	76	74
Eastern Kentucky*	L	76	79
at UT Martin*	L	59	79
Austin Peay*	L	71	84
Middle Tennessee*	L	75	78
at Tennessee Tech*	L	69	102
at Tennessee State*	L	73	76
Murray State*	L	61	79
at Oral Roberts	L	69	85

1996-97

Overall: 12-18 **OVC:** 9-9

Head Coach: Ron Shumate

<u>Opponent</u>		<u>SE</u>	<u>OPP</u>
vs. Norfolk State	W	68	63
vs. Samford	L	57	63
McKendree	L	59	72
at Oklahoma	L	52	83
at Louisiana Tech	W	69	65
Southern Illinois	L	68	78

YEAR-BY-YEAR DIVISION I RESULTS



at Missouri	L	50	64
Oakland City	W	87	57
vs. Cincinnati	L	57	80
vs. Old Dominion	L	61	74
vs. Fresno State	L	77	83
at Austin Peay*	L	85	96
at Tennessee State*	W	71	53
UT Martin*	W	82	72 ^{OT}
Eastern Kentucky*	W	70	68
Morehead State*	W	94	75
at Middle Tennessee*	W	78	76
at Tennessee Tech*	L	82	86
at Murray State*	L	75	77
Eastern Illinois*	L	61	65
Tennessee State*	W	78	75
Austin Peay*	W	73	72
Murray State*	L	75	86
at Morehead State*	L	80	83
at Eastern Kentucky*	L	76	84
Tennessee Tech*	W	78	65
Middle Tennessee*	W	85	76
at UT Martin*	L	62	92
at Eastern Illinois*	L	71	92

OVC Tournament

vs. Middle Tennessee	L	74	89
----------------------	---	----	----

1997-98

Overall: 14-13 **OVC:** 10-8

Head Coach: Gary Garner

Opponent	SE	OPP
at Colorado	L	59 62
Central Methodist	W	94 78
Bradley	W	79 71
Oakland City	W	60 27
Tennessee State*	L	77 79 ^{OT}
Austin Peay*	W	73 61
at Southern Illinois	L	62 81
at Missouri	L	64 65
Truman State	W	79 65
at Louisville	L	69 91
at Morehead State*	W	64 61
at Eastern Kentucky*	L	79 82 ^{2OT}
Tennessee Tech*	W	69 51
Middle Tennessee*	L	55 70
at Tennessee State*	W	60 59
at UT Martin*	L	82 91 ^{2OT}
at Murray State*	L	66 101
Eastern Illinois*	L	78 81 ^{OT}
Morehead State*	W	99 79
Eastern Kentucky*	W	97 78
at Austin Peay*	W	81 57
at Tennessee Tech*	L	57 77
at Middle Tennessee*	W	85 76
UT Martin	W	87 61
Murray State*	L	71 82
at Eastern Illinois*	W	84 77 ^{OT}

OVC Tournament

vs. Austin Peay	L	46	76
-----------------	---	----	----

1998-99

Overall: 20-9 **OVC:** 15-3

Head Coach: Gary Garner

Opponent	SE	OPP
SIU Edwardsville	W	78 35
at Bradley	L	47 49
Central Methodist	W	84 65
Louisiana Tech	L	72 84
at Austin Peay*	W	74 65
at Tennessee State*	W	70 49
at Arkansas State	W	76 75
Eastern Kentucky*	W	78 58
at Missouri State	L	56 67
Southern Illinois	L	49 70
at Oklahoma State	L	64 75
Morehead State*	W	71 69
Middle Tennessee*	W	73 63
at Tennessee Tech*	W	64 51
Austin Peay*	W	87 71
Murray State*	L	70 71
UT Martin*	W	84 75 ^{OT}
at Eastern Illinois*	W	81 70
at Morehead State*	W	72 60
Tennessee State*	W	61 54
Middle Tennessee*	W	69 55
Tennessee Tech*	L	62 68
at Murray State*	L	52 62
at UT Martin*	W	60 49
at Eastern Kentucky*	W	77 61
Eastern Illinois*	W	92 70

OVC Tournament

vs. Eastern Illinois	W	78	57
vs. Middle Tennessee	W	82	74
vs. Murray State	L	61	62

1999-2000

Overall: 24-7 **OVC:** 14-4

Head Coach: Gary Garner

Opponent	SE	OPP
Western Carolina	W	93 69
Rockhurst	W	67 58
Montana	W	66 61
at Tennessee Tech*	W	84 79
Oakland City	W	79 45
vs. Montana	L	48 60
vs. Robert Morris	W	55 44
Arkansas State	W	74 71
at Bradley	W	65 60
at Southern Illinois	L	51 62
Tennessee State*	W	79 46
Austin Peay*	W	62 60
at Middle Tennessee*	W	79 46
at UT Martin*	L	66 75
at Murray State*	W	84 78

at Tennessee Tech*	W	61	50
Eastern Illinois*	W	77	66
Morehead State*	W	80	59
Eastern Kentucky*	W	77	65
at Tennessee State*	L	52	56
at Austin Peay*	L	64	67 ^{2OT}
Middle Tennessee*	W	76	56
UT Martin*	W	80	68
at Murray State*	L	60	77
at Eastern Illinois*	W	72	71
at Morehead State*	W	74	58
at Eastern Kentucky*	W	65	48

OVC Tournament

vs. UT Martin	W	76	74
vs. Middle Tennessee	W	78	60
vs. Murray State	W	67	56

NCAA Tournament

vs. Louisiana State	L	61	64
---------------------	---	----	----

2000-01

Overall: 18-12 **OVC:** 8-8

Head Coach: Gary Garner

Date	Opponent	SE	OPP
N17	Truman State	W	70 59
N21	Missouri-Rolla	W	87 63
N24	vs. Toledo	L	43 59
N25	vs. Robert Morris	W	78 53
N26	vs. Cleveland State	W	72 71
N29	at Mississippi Valley	L	77 83
D5	Southern Illinois	W	87 84
D9	Tennessee Tech*	L	68 70
D16	Missouri State*	W	73 71
D20	Campbell	W	81 54
D27	vs. Houston	L	64 69
D28	vs. Jackson State	W	72 63
J4	at Tennessee State*	W	88 57
J6	at Austin Peay*	L	60 80
J11	Murray State*	L	58 60
J13	UT Martin*	W	60 49
J20	at Eastern Illinois*	L	71 83
J22	at Morris Brown	W	82 63
J27	at Morehead State*	W	74 71
J29	at Eastern Kentucky*	W	65 59
F1	Austin Peay*	L	72 77
F3	Tennessee State*	L	94 96
F6	at Tennessee Tech*	L	69 79
F8	at Murray State*	W	65 54
F10	at UT Martin*	W	81 73
F14	Morris Brown	W	83 50
F17	Eastern Illinois*	W	75 73
F22	Eastern Kentucky*	W	81 70
F24	Morehead State*	W	63 61

OVC Tournament

F27	vs. Austin Peay	L	70 72
-----	-----------------	---	-------



YEAR-BY-YEAR DIVISION I RESULTS

2001-02

Overall: 6-22 **OVC:** 4-12

Head Coach: Gary Garner

Date	Opponent	SE	OPP
N16	Birmingham Southern	L 51	62
N24	at Missouri State	L 63	73
N27	Arkansas-Little Rock	L 74	83
D1	Western Illinois	L 58	71
D5	at Vanderbilt	L 71	76
D8	North Alabama	W 75	68
D15	at Saint Louis	L 62	88
D17	Mississippi Valley	L 70	82
D22	at Southern Illinois	L 80	92
D29	Lincoln University	W 77	68
J2	at Western Illinois	L 75	82
J5	at Eastern Illinois*	L 74	84
J7	Tennessee State*	L 82	94
J10	Eastern Kentucky*	W 95	75
J12	Morehead State*	L 53	59
J17	at UT Martin*	L 73	89
J19	at Murray State*	L 72	85
J24	Tennessee Tech*	L 62	75
J26	Austin Peay*	L 67	68
J31	at Tennessee State*	L 65	72
F2	at Tennessee Tech*	L 67	82
F7	at Morehead State*	L 75	91
F9	at Eastern Kentucky*	W 81	74
F14	UT Martin*	W 78	51
F16	Murray State*	L 86	92
F19	Eastern Illinois*	W 102	87
F23	at Austin Peay*	L 47	80

OVC Tournament

F26	vs. Tennessee Tech	L 56	73
-----	--------------------	------	----

2002-03

Overall: 11-19 **OVC:** 5-11

Head Coach: Gary Garner

Date	Opponent	SE	OPP
N22	at Arkansas State	L 71	83
N25	Central Methodist	W 82	63
N28	vs. UW-Milwaukee	W 89	75
N29	vs. Indiana State	L 55	68
D1	vs. Tulane	L 60	81
D4	Oakland City	W 88	66
D7	Southern Illinois	L 69	85
D14	at UMKC	W 66	58
D17	at Arkansas-Little Rock	L 56	83
D21	Missouri State	W 70	53
D29	at Creighton	L 70	93
J4	Eastern Illinois*	L 75	85
J9	at Eastern Kentucky*	W 93	77
J11	at Morehead State*	L 63	77
J16	UT Martin*	L 80	88 ^{OT}
J18	Murray State*	W 78	68
J21	at Western Illinois	L 75	84
J25	at Austin Peay*	L 49	62
J30	Tennessee State*	W 87	67
F1	Tennessee Tech*	W 75	71

F4	at Eastern Illinois*	L 73	85
F6	Morehead State*	L 69	79
F8	Eastern Kentucky*	L 75	79
F13	at UT Martin*	L 61	77
F15	at Murray State*	L 65	71
F18	Western Illinois	W 53	52
F22	Austin Peay*	L 56	63
F27	at Tennessee Tech*	L 73	89
M1	at Tennessee State*	W 89	82

OVC Tournament

M4	vs. Morehead State	L 84	91
----	--------------------	------	----

2003-04

Overall: 11-16 **OVC:** 4-12

Head Coach: Gary Garner

Date	Opponent	SE	OPP
N21	UW-Green Bay	W 63	62
N24	Kentucky Christian	W 83	51
N29	at Montana	L 50	61
N30	UC-Santa Barbara	W 77	75
D3	at Southern Illinois	L 58	71
D6	UMKC	W 80	63
D9	at Arkansas	L 68	78
D13	Oakland City	W 79	67
D22	North Texas	W 75	68
D31	at DePaul	L 50	57
J3	IUPUI-Fort Wayne	W 77	75
J8	Austin Peay*	L 48	52
J10	Tennessee Tech*	L 69	71
J13	at Eastern Illinois*	W 84	64
J15	Tennessee State*	W 81	75
J22	at Tennessee Tech*	L 73	74
J24	at Austin Peay*	L 52	54
J29	at Jacksonville State*	L 64	79
J31	at Samford*	L 58	70
F5	UT Martin*	W 89	78
F7	Murray State*	L 74	80
F10	Eastern Illinois*	L 85	89
F14	at Tennessee State*	L 86	90
F19	Eastern Kentucky*	L 81	85
F21	Morehead State*	W 80	77
F26	at Murray State*	L 63	76
F28	at UT Martin*	L 71	88

2004-05

Overall: 15-14 **OVC:** 9-7

Head Coach: Gary Garner

Date	Opponent	SE	OPP
N19	at Bradley	L 81	85
N23	Rockhurst	W 81	64
N27	at UW-Green Bay	L 55	59
D1	at Western Kentucky	L 53	74
D4	South Dakota State	W 59	58
D9	Montana	L 66	69
D11	Central Methodist	W 83	77
D18	Southern Illinois	L 68	72
D22	at North Texas	L 62	69
D29	at Saint Louis	W 65	49

J1	Lincoln University	W 95	68
J6	at Austin Peay*	L 50	60
J8	at Tennessee Tech*	L 61	63
J11	Eastern Illinois*	W 79	60
J13	at Tennessee State*	L 101	105 ^{2OT}
J20	Tennessee Tech*	L 81	82
J22	Austin Peay*	W 65	52
J27	Jacksonville State*	W 84	65
J29	Samford*	W 72	65 ^{OT}
F3	at UT Martin*	W 75	68
F5	at Murray State*	W 61	58
F8	at Eastern Illinois*	W 88	79
F12	Tennessee State*	W 85	68
F17	at Eastern Kentucky*	L 72	83
F19	at Morehead State*	L 66	88
F24	Murray State*	L 57	61
F26	UT Martin*	W 72	52

OVC Tournament

M1	vs. Murray State	W 61	58
M4	vs. Eastern Kentucky	L 52	69

2005-06

Overall: 7-20 **OVC:** 4-16

Head Coach: Gary Garner

Date	Opponent	SE	OPP
N18	Truman State	W 59	56
N21	IPFW	L 64	65
N24	at South Dakota State	W 75	68
N27	at Nebraska	L 54	69
D3	at UT Martin	L 60	72
D8	Tennessee State*	W 70	69
D10	Tennessee Tech*	L 65	79
D16	Central Methodist	W 81	49
D19	at Samford*	L 53	68
D21	at Jacksonville State*	L 72	82
D28	at Illinois	L 64	89
J2	Eastern Kentucky*	W 62	62
J5	at Eastern Illinois*	W 72	60
J7	at Murray State*	L 69	81
J14	Austin Peay*	L 56	63
J19	at Tennessee State*	L 63	68
J21	at Tennessee Tech*	L 76	87
J26	Morehead State*	L 55	60
J28	Murray State*	L 69	76
J30	at Austin Peay*	L 62	73
F4	UT Martin*	L 55	66
F9	at Morehead State*	L 59	62
F11	at Eastern Kentucky*	L 51	80
F15	Eastern Illinois*	L 49	60
F18	UC-Riverside	L 61	69
(ESPN Bracket Buster)			
F23	Samford*	W 63	52
F25	Jacksonville State*	L 67	80

YEAR-BY-YEAR DIVISION I RESULTS



2006-07

Overall: 11-20 OVC: 9-11

Head Coach: Scott Edgar

Date	Opponent		SE	OPP
N10	at Arkansas	L	52	92
N17	at Drake	L	51	78
N18	at Centenary	L	51	83
N19	at Alaska-Fairbanks	W	69	66
N24	vs. UC-Riverside	W	78	75
N27	at Evansville	L	45	65
N29	IPFW	L	65	84
D2	UT Martin*	W	81	79
D7	at Tennessee State*	L	72	75
D9	at Tennessee Tech*	L	76	91
D17	Jacksonville State*	L	67	70
D19	Samford*	L	64	65
D23	at Iowa State	L	71	87
D30	at Purdue	L	65	102
J2	at Eastern Kentucky*	W	88	74
J4	Eastern Illinois*	W	80	65
J8	at Murray State*	W	96	85
J13	at Austin Peay*	L	67	68
J18	Tennessee State*	W	92	78
J20	Tennessee Tech*	L	80	87
J24	at Morehead State*	W	61	59
J27	Murray State*	L	67	85
J29	Austin Peay*	L	73	75
F3	at UT Martin*	W	73	69
F8	Morehead State*	W	81	78
F10	Eastern Kentucky*	L	61	66
F13	at Eastern Illinois*	L	69	77
F17	Louisiana Tech	L	56	72
F22	at Samford*	W	70	67
F24	at Jacksonville State*	L	72	78

OVC Tournament

F27	at Tennessee Tech	L	60	88
-----	-------------------	---	----	----

2007-08

Overall: 1-19 OVC: 1-13

Head Coach: Scott Edgar

Date	Opponent		SE	OPP
N10	at Xavier	L	59	90
N14	at Illinois State	L	71	90
N16	Culver-Stockton	W ^A	87	76
N20	Evansville	W ^A	87	77
N23	vs. Coppin State	L	99	102 ^{OT}
N24	vs. Longwood	W ^A	82	78
N28	at Louisiana Tech	W ^A	59	54
D1	at Bradley	L	72	90
D6	Tennessee State*	W ^A	102	95
D8	Tennessee Tech*	W ^A	84	74
D18	at Samford*	W ^A	63	62
D20	at Jacksonville State*	W ^A	81	80
D22	at Tulsa	L	51	89
D30	Central Methodist	W ^A	76	63
J2	Eastern Kentucky*	W ^A	66	55
J5	at Eastern Illinois*	W ^A	82	71
J7	Murray State*	L	51	79

J12	at Austin Peay*	L	82	85
J17	at Tennessee State*	L	75	87
J19	at Tennessee Tech*	L	76	93
J24	Morehead State*	L	78	82
J26	at Murray State*	L	85	86
J29	Austin Peay*	W	121	116 ^{3OT}
F2	UT Martin*	L	71	90
F7	at Morehead State*	L	63	75
F9	at Eastern Kentucky*	L	69	80 ^{OT}
F14	Eastern Illinois*	L	70	90
F16	at UT Martin*	L	85	98
F23	at Eastern Michigan (ESPN Bracket Buster)	L	82	86
F28	Samford*	L	62	68
M1	Jacksonville State*	L	83	86

^A - Indicates wins which were vacated.

2008-09

Overall: 3-27 OVC: 0-18

Head Coach: Scott Edgar/Zac Roman

Date	Opponent		SE	OPP
N14	at New Mexico	L	59	102
N16	at Kansas State	L	68	88
N21	Culver-Stockton	W	89	50
N25	at Iowa	L	41	75
N28	vs. Longwood	W	81	77
N29	vs. Oakland	L	63	81
D4	Austin Peay*	L	67	91
D6	Tennessee State*	L	72	83
D10	at Western Illinois	L	66	71
D14	at Bradley	L	62	75
D21	Western Illinois	W	64	63
D23	at Arkansas State	L	67	86

Zac Roman served as the Redhawks head coach for the last 18 games of the season.

D31	SIU Edwardsville	L	69	70
J3	at Tennessee Tech*	L	76	103
J5	at Jacksonville State*	L	66	71
J10	Eastern Illinois*	L	63	83
J12	UT Martin*	L	67	81
J15	Morehead State*	L	67	73
J17	Eastern Kentucky*	L	71	74
J22	at UT Martin*	L	73	86
J24	at Murray State*	L	55	80
J29	Jacksonville State*	L	68	78
J31	Tennessee Tech*	L	75	91
F7	at Eastern Illinois*	L	62	70
F12	at Eastern Kentucky*	L	64	84
F14	at Morehead State*	L	67	79
F17	Murray State*	L	60	79
F21	Northern Illinois	L	73	97
F26	at Tennessee State*	L	82	87
F28	at Austin Peay*	L	78	88

2009-10

Overall: 7-23 OVC: 3-15

Head Coach: Dickey Nutt

Date	Opponent		SE	OPP
N14	at Saint Louis	L	41	59
N18	Arkansas State	L	49	73
N22	at Northern Illinois	W	70	64 ^{OT}
N24	Eastern Michigan	L	76	86
N27	vs. St. Bonaventure\$	L	44	67
N28	at Illinois State\$	L	53	93
N29	vs. Norfolk State\$	W	75	54
D3	at Austin Peay*	L	71	76 ^{OT}
D5	at Tennessee State*	W	74	66
D9	Southern Illinois	L	65	86
D12	Williams Baptist College	W	116	60
D22	at Memphis	L	57	87
J2	Tennessee Tech*	L	73	82
J4	Jacksonville State*	W	78	66
J9	at Eastern Illinois*	L	68	88
J14	at Morehead State*	L	40	80
J16	at Eastern Kentucky*	L	63	79
J21	UT Martin*	W	77	63
J23	Murray State*	L	61	80
J28	at Jacksonville State*	L	55	58
J30	at Tennessee Tech*	L	68	82
F2	SIU Edwardsville	W	68	49
F6	Eastern Illinois*	L	49	75
F9	at UT Martin*	L	70	73
F11	Eastern Kentucky*	L	56	59
F13	Morehead State*	L	54	73
F16	at Murray State*	L	68	80
F20	at Miami (Ohio)#	L	53	69
F25	Tennessee State*	L	67	74
F27	Austin Peay*	L	68	71 ^{OT}

* - Denotes Ohio Valley Conference Game

\$ - Basketball Travelers Classic (Normal, Ill.)

- ESPN BracketBuster



ALL-TIME LETTERMEN

Name	Letters	Years	Name	Letters	Years	Name	Letters	Years	Name	Letters	Years
Fred Abraham	2	1998-00	Mike Branson	2	1998-00	Tim Daughtery	4	1921-26	Ron Gray	3	1958-61
Hayes Adams	3	1935-39	Brandon Braswell	2	1989-91	Charles Davenport	4	1965-69	Weldon Gray	1	1948-49
Jeff Adams	1	1979-80	Larry Briggs	4	1967-71	Eugene Dawson	1	1949-50	Bill Green	1	1974-75
Paul Adams	1	1953-54	Harold Brinkopf	2	1948-50	Jerome Days	2	1994-96	Brent Gregston	2	1970-72
Tony Agosti	2	1938-40	James Brinkopf	2	1944-46	Drew DeMond	3	2001-02	Brandon Griffin	2	2002-04
Anthony Allison	1	2009-10	Leon Brinkopf	1	1944-45	Kip Denkins	2	1986-88	Ken Grindstaff	1	1953-54
Fred Anderson	2	1968-70	Randy Brock	1	1983-84	Bill DePriest	1	1969-70	Mike Gross	4	1960-65
Jim Anderson	2	1970-72	Lew Brookins	2	1981-83	Eelco Derks	4	1989-93	R.C. Grossheider	2	1966-68
Rolla Anderson	2	1941-43	Keith Brooks	3	1989-94	Don Deleting	2	1955-57	Ketshner Guerrier	2	2004-06
Chris Arand	4	1981-85	Erwin Brown	1	1977-78	Russell Devore	4	1929-33	Carrel Gunnell	1	1940-41
Kevin Arand	2	1972-74	Byron Bruffee	2	1956-58	Danny Dohogne	2	1989-91	Eddie Gunns	1	1991-92
Paul Arand	2	1978-80	Dante Bryant	1	1996-97	Glen Doughty	1	1975-76	Charles Haas	1	1956-57
Ron Armstrong	2	1984-86	Harold Buckhorn	1	1950-51	Roger Drake	2	1967-69	Bob Hagedorn	1	1958-59
Jim Baker	3	1972-75	Hartford Buckminster	2	1925-27	Jimmy Drew	2	2006-08	Brett Hale	4	2001-05
Mark Baker	2	1973-75	Brian Bunche	2	1998-00	Tom Drexler	2	1963-65	Weldon Hager	3	1943-48
Bob Ballenger	3	1954-57	John Burford	1	1920-21	Delray Drury	1	1969-70	Paul Hale	2	1971-73
Elmer Balzer	3	1952-55	Roscoe Burgess	3	1927-30	Ken Dyson	1	1960-61	Anthony Hall	2	1984-86
Rae-Vonn Banks	1	2009-10	Bob Burns	1	1945-46	John Economos	2	1995-97	Phillip Hall	1	1944-45
Desi Barmore	1	1978-79	Don Burt	1	1943-44	Cecil Edmondson	1	1921-21	Paul Haman	4	1939-46
James Barnes	2	1990-92	Cameron Butler	1	2009-10	Chris Edwards	4	1983-87	Rich Hantak	1	1983-84
Alan Barnett	2	1981-83	Joe Cagle	4	1973-77	Rich Eichhorst	4	1952-56	C. P. Harris	3	1922-25
Cary Barks	1	1976-77	Don Call	2	1969-71	William "Bud" Eley	4	1995-99	Darryl Harris	3	1981-89
Wally Barrows	1	1953-54	George Camp	1	1960-61	Riley Ellis	2	1984-86	Mort Harris	3	1926-29
Ray Bartle	2	1978-80	Dan Campbell	1	1945-46	Bill Engleman	2	1950-52	Eddie Hart	2	1981-85
Bob Basola	2	1963-65	James Campbell	2	1980-82	Ray Estes	4	1949-53	Marcus Harvey	1	1972-73
Roland Bassett	2	1975-77	Jacob Carey	1	1978-79	Gary Evans	1	1958-59	Allen Hatchett	2	1995-97
Alex Beason	1	1991-92	Jim Carter	2	1964-66	Ron Evans	1	1982-83	Jim Haug	2	1984-86
Jack Becker	1	1964-65	Randy Carter	3	1973-76	John Everette	1	1990-91	Arvin Haynes	2	1977-79
Jack Behrens	3	1940-43	Chris Chambers	2	1994-96	Walter Ford	4	1928-32	Les Hemmer	2	1962-64
Bill Bekebrede	2	1964-66	Joseph Chavez	1	1944-45	Danny Foster	1	1978-79	Damarcus Hence	4	2001-04
Ryan Belcher	1	2004-05	Percy Clippard	3	1949-52	Ken Foster	1	1953-54	Cornall Henderson	4	1972-76
Jim Belobraydic	2	1950-52	Kirt Cochran	2	1984-86	Brandon Foust	2	2006-08	Ted Henderson	1	1987-88
Sam Below	2	1961-63	Bob Coffey	2	1948-50	Waylon Francis	2	2004-06	Malcomn Henry	4	1985-89
Farrell Benefiel	2	1947-49	Johnnie Coleman	3	1988-91	Jerry Freshwater	4	1991-95	Ralph Henson	3	1985-88
Mark Bentlage	2	1975-78	Cleo Conley	2	1986-88	Brent Fraeaf	2	1976-78	Charles Herbert	3	1985-88
Clarence Bergman	3	1928-31	Curtis Conyears	1	1980-81	Bill Funkhouser	1	1958-59	Jaycen Herring	1	2008-09
Joe Bertling	1	1951-52	Paul Copeland	4	1952-56	Jonathon Gaines	2	1990-92	Ron Hextell	1	1965-66
Charlie Bertrand	4	1964-68	Barry Copelin	1	1977-78	Denny Gamon	2	1962-64	Gene Hill	2	1964-66
Mark Beussink	2	1975-77	Vernon Cornego	2	1972-74	Nolan Goulding	1	1960-61	Jim Hill	1	1980-81
Carl Bidewell	3	1940-43	Kahn Cotton	2	1997-99	Milton Gehrs	3	1926-30	Johnny Hill	4	2006-10
Burl Billington	1	1938-39	C.A. Cox	1	1948-49	Bill George	4	1953-57	Sam Hill	2	1972-74
Leonard Bishop	2	1972-74	Floyd Cox	3	1957-60	Bill Giessing	4	1959-63	James Hines	2	1949-51
Bruce Bisset	1	1932-33	Adam Crader	3	2001-04	Gary Gilbert	4	1951-55	Willard Hobbs	2	1929-31
Paul Blain	2	1959-61	Mike Crain	2	1992-94	Bill Cohen	2	1941-43	Floyd Hodge	1	1960-61
John Boggio	2	2002-04	Jewel Crawford	4	1980-84	George Godwin	4	1934-38	Paul Holifield	1	1960-61
Luther Bonds	2	1992-94	Erwin Crecelius	1	1920-21	Reggie Golson	2	2003-05	Anthony Holt	1	1994-95
Roy Booker	1	2005-06	Wayne Crippen	3	1956-59	Robert Goodwin	3	1947-50	Richard Hoot	1	1944-45
John Boos	1	1971-72	Reginald Crisp	2	1995-97	Dainmon Gonner	2	2003-05	Ron Hooten	1	1960-61
Neal Botsch	1	1967-68	Grover Crites	2	1936-38	Monte Gordon	2	2001-02	Brainard Hope	1	1927-28
John Boyd	2	1966-68	Cliff Cromer	2	1944-46	Dennis Govro	1	1921-22	Charles Hopson	1	1986-87
John Bradford	2	1950-52	Nate Crowden	2	1978-80	Bill Graham	2	1954-56	Bob Howard	1	1948-49
Claude Bragg	4	1928-32	Lyman Dole	1	1926-27	Twyman Grant	1	1923-24	Steve Howell	2	1964-66
						Cole Grapperhaus	1	2002-03	Brady Howe	1	1974-75

ALL-TIME LETTERMEN



William Hubbard	4	1931-35	Eddie Lane	1	1981-82	John Merrick	2	1967-69	Dorst Pfothenauer	4	1926-30
Camille Huber	4	1930-34	Charles LaPierre	3	1930-34	Robert Merrick	4	1946-50	Dawson Pikey	2	1959-61
Herman Hunt	1	1970-71	Mitchell Launius	1	1945-46	Don Metz	3	1967-70	Dave Pilla	1	1976-77
Mike Hunt	1	1977-78	Larry Lawrence	2	1972-74	Jim Meyer	1	1963-64	Garry Pirsch	4	1972-76
Paul Hunter	3	1925-28	Archie Lawson	2	1986-88	Louis Meyer	4	1921-25	Michael Poole	2	1982-84
Jere Huss	1	1961-62	Mark Lewis	2	1983-85	Paul Meyer	3	1956-59	Otto Porter	2	1979-81
Carl Jacobs	1	1978-79	Mike Lewis	4	1987-91	Kermit Meystedt	3	1964-67	Norman Prather	1	2003-04
Lynn James	1	1924-25	Joe Loewe	1	1953-54	Iverson Mitchei	2	1923-25	Don Pritchard	3	1931-34
Paul Jenkins	1	1925-26	Jim Logan	2	1979-81	Dwayne Miles	2	1956-58	Marvin Proffer	4	1950-53
Bob Johnson	1	1977-78	Jim Long	1	1969-70	LaQuentin Miles	1	2009-10	Ray Pugh	3	1985-89
Cory Johnson	2	1997-99	Ken Long	1	1956-58	Bob Miller	4	1960-64	Dave Radcliff	2	1941-43
David Johnson	2	2006-08	John Lorberg	1	1957-58	Dennis Miller	1	1925-26	Martin Radmer	3	1944-47
Don Johnson	1	1977-79	Mike Lerch	1	1960-61	Jack Miller	1	1921-22	Ronny Rankin	2	1984-96
Fred Johnson	1	1971-72	Ralph Lowry	1	1944-45	John Miller	1	1969-70	James Ranney	1	1920-21
Kenny Johnson	1	2001-02	Kenneth Luke	2	1936-38	Dan Milligan	4	1965-69	Paul Ranson	3	1961-64
Mark Johnson	2	1993-95	Joe Luker	1	1960-61	Don Mirth	2	1956-58	Denzil Ratliff	1	1960-61
Roderick Johnson	2	1998-00	Bob Lutsch	1	1961-62	Tom Mitchel	2	1974-76	Vivan Reed	3	1959-62
Bijon Jones	1	2008-09	Richard Lyte	1	1996-97	Bob Mize	2	1947-49	Clifford Reedy	1	1943-44
Calvin Jones	2	1988-90	Doyle Mabury	4	1955-59	Nick Momot	1	1949-50	Bob Reiche	3	1959-62
Eric Jones	1	2005-06	William Mahew	2	1925-27	David Montgomery	2	1996-98	Andrew Reid	2	1970-72
Nyah Jones	2	1999-01	Bob Manns	2	1950-52	Herbert Moore	2	1921-23	John Reid	1	1958-59
Rob Jones	1	1990-91	Rod Mansker	1	1957-58	Kenard Moore	1	2008-09	Michael Rembert	2	2006-08
Rolin Jones	3	1932-35	Dennis Maritz	4	1970-74	Jermall Morgan	2	1993-95	Keith Ressel	2	1988-90
Sam Jones	1	1932-33	Kevin Marquardt	2	1978-80	Matt Morris	4	1997-01	Ted Reynolds	2	1975-77
Tony Jones	2	1983-85	Gerald Martin	1	1960-61	Michael Morris	4	1984-88	Larry Rhodes	2	1963-65
Bill Jordan	4	1960-64	Fred Masteller	2	1933-35	Ray Mosby	2	1975-77	Marcus Rhodes	2	2006-08
Kenny Jordan	2	1979-81	Guy Matthews	1	1921-22	Russ Mothershead	3	1975-78	Scott Richards	2	1979-81
Perry Kegly	2	1959-61	Don Maxey	3	1949-52	Herb Mulkey	4	1938-42	Don Richardson	1	1942-43
Quinton Kellar	2	1994-47	Andy Maxwell	1	1970-71	Gene Munger	3	1953-56	John Richie	1	1958-59
Lakeo Keller	2	1996-98	Jajuan Maxwell	3	2006-10	Greg Neihart	1	1971-72	Irvin Richmond	3	1937-40
Coultas Kemp	1	1927-28	Dan May	4	1967-71	Mike Nelke	1	2003-05	Albert Riedel	1	1943-44
Joe Kersting	1	1951-52	Carl Mayer	4	1935-40	Willis Nichols	3	1946-49	Don Ringstaff	2	1962-64
Arthur Kiehne	4	1923-27	Harold McAdams	2	1983-85	Carl Nicholson	2	1985-88	Ray Rippelmeyer	3	1953-55
Edwin Kiehne	2	1921-25	Leo McClard	1	1944-45	Jerry Nicholson	1	1967-68	Carl Ritter	4	1958-63
Harold Kiehne	4	1934-38	Leroy McClard	1	1944-45	Larry Nickell	1	1960-61	Kevin Roberts	2	2001-03
Bill Kies	1	1937-38	Tony McClellon	3	1980-83	Pat Niemczyk	1	1979-80	Bill Robinson	2	1953-55
Aven Kinder	1	1923-24	Donnie McClinton	2	1982-84	Doan Noce	1	1927-28	Pili Robinson	2	1991-95
Demetrius King	2	2001-03	Eric McCrary	1	2009-10	Henry Norman	3	1935-38	Larry Rogers	1	1974-75
James King	1	1969-70	Emmanuel McCuthison	2	1999-01	William Norvell	1	1943-44	Terry Rogers	1	2001-02
Jim King	1	1970-71	Charles McDermott	1	1943-44	Marion Nothdurft	1	1937-38	Terrill Rolling	2	1990-92
Mike Kirby	2	1976-78	Gene McDonald	4	1933-37	Roger Oldfield	1	1957-58	Elmer Rudloff	2	1956-58
Dave Kirk	1	1963-64	Joe McDonald	4	1933-37	Frank Owen	4	1932-36	Jack Russell	4	1940-44
Israel Kirk	2	2008-10	Larry McDonnell	1	1943-44	Nathan Owen	2	1997-99	LaMont Russell	2	2008-10
Robert Kirkpatrick	1	1955-56	Lloyd McDowell	2	1934-36	Dan Padgett	2	1979-81	Dwayne Rutherford	4	1986-90
Devron Kirksey	3	1994-97	Ray McFarland	1	1956-57	Larry Page	1	1982-83	Stanley Rutledge	3	1986-89
Richard Klasing	1	1949-50	Ernest McFerron	2	1974-76	Paul Paradoski	2	2004-06	Mike Ryan	1	1976-77
Terry Klein	1	1966-67	Lennies McFerron	1	1973-74	William Parker	3	1937-40	Fred Saalfeld	2	1954-56
Jack Klosterman	4	1941-48	William McGeehon	4	1945-49	Josh Payne	1	1994-95	Brandon Samuels	1	1991-92
Tom Krebs	3	1956-59	Harold McLaughlin	1	1947-48	Mike Payne	2	1970-72	Amory Sanders	2	1999-01
Devon Lake	3	1989-93	Gary McLeod	1	1957-58	Roderick Pearson	2	2006-08	Scott Sanford	1	1992-93
Luther Lake	1	1926-27	Alvin McRaven	2	1944-47	Sam Pearson	1	2009-10	John Sanchez	4	1976-80
Jeff Landgraf	3	1970-73	Terry Mead	2	1981-83	Thomas Peeler	1	1948-49	Chester Sarff	2	1929-31
Vernon Landgraf	2	1942-47	Ray Meton	1	1942-43	Dionte Perry	1	2006-07	Jefferson Sarff	1	1928-29

**ALL-TIME LETTERMEN**

Dewayne Saulsberry	1	1997-98	Bob Speidel	2	1949-51	James Thornton	2	1935-38	Marvin Walker	1	1958-59
Don Schaffer	1	1969-70	Mark Steighorst	1	1971-72	Thal Thrower	2	1963-65	Randy Walker	1	1944-45
Tim Scheer	4	2000-03	Butch Steigman	2	1961-63	Thom Thrower	1	1957-58	Demetrius Watson	2	1997-99
Fred Schepppman	1	1922-23	James Stephens	1	1959-60	Royal Tibi	1	1921-22	Daniel Weaver	2	2000-02
Edwin Schmidt	1	1928-29	Hunter Stiegemeyer	2	1976-78	Kevin Timmerman	2	1975-77	Warren Wendling	2	1980-82
Colby Scott	1	1975-76	Randy Stockbarger	1	1969-70	Naemon Townsend	2	1962-64	Calvert White	2	1996-98
Curtis Shelton	4	1990-94	Michael Stokes	2	1999-01	Don Tune	1	1958-59	Derrick White	2	1993-95
Joel Shelton	1	2001-02	Robert Stout	1	1948-49	Derick Turner	2	1985-87	Ed White	1	1943-44
Darien Shepard	2	1988-90	John Stuhlmann	1	1967-68	Dwight Turner	4	1962-66	Tyrell White	2	2005-07
Dave Shipley	4	1975-79	Jerry Suedekum	1	1964-65	Rich Turner	1	1969-70	Jim Wiessenborn	1	1953-54
Antonio Short	2	1999-01	Owen Suggs	1	1975-76	Don Tuttle	2	1968-70	Robin Wilhoit	4	1976-80
John Shoush	2	1967-69	Charles Sullivant	1	1949-50	Joe Uhls	3	1940-48	Ken Wilkerson	2	1964-66
Hub Shroyer	2	1936-38	Doyle Summers	1	1922-23	Pete Ulmer	3	1965-68	Charles Williams	1	1986-87
Gene Sides	1	1932-33	Elmer Sutterfield	1	1922-23	Robert Umfleet	1	1956-57	Clarence Williams	1	1928-29
John Simpson	1	1988-89	James Sutton	2	1993-95	Larrv Underwood	3	1965-68	Curtis Williams	3	1964-67
Bill Sims	2	1954-56	Steve Switzer	1	1983-84	Herb Upton	4	1944-49	Terrick Willoughby	4	2003-07
Randy Since	1	1970-71	Robert Talbert	2	1927-29	Steve Valli	2	1973-75	Jerry Wilson	2	1950-52
Matt Sisley	2	1992-94	Steve Tappmeyer	2	1977-79	Tim Van Meter	2	1920-22	Derek Winans	4	2001-05
Bob Smith	3	1950-53	Earnest Taylor	2	1988-90	Urah Vardell	1	1958-59	Lawrence Wilson	4	1986-90
Butch Smith	1	1966-67	Marvin Teel	2	1961-63	Bob Varel	1	1965-66	Tony Wofford	2	1991-93
Lloyd Smith	2	1922-24	Thomas Thames	2	1989-91	Anthony Vernon	4	1980-84	Forrest Woodfork	2	1986-88
Marland Smith	1	2009-10	Anthony Thomas	4	1978-82	Freddie Vest	1	1948-49			
Michael Smith	1	1980-81	Bass Thomas	1	1981-82	Ed Viehmann	1	1953-54			
Travis Smith	4	1994-98	Ryan Thomas	2	1998-00	Tom Wade	1	1977-78			
Elmer Solberg	2	1947-49	Derek Thompson	1	2009-10	Jerry Walker	1	1969-70			



**Points**

<u>Year</u>	<u>Player</u>	<u>G</u>	<u>Pts</u>	<u>Avg</u>
1970-71	Jim Anderson	22	509	23.1
1971-72	Fred Johnson	24	403	16.7
1972-73	Larry Lawrence	23	342	14.9
1973-74	Larry Lawrence	24	410	17.1
1974-75	Steve Valli	26	402	15.4
1975-76	Dave Shipley	26	212	8.2
1976-77	Joe Cagle	26	429	16.5
1977-78	Steve Tappmeyer	26	424	16.5
1978-79	Desi Barmore/Marcus Harvey	28	431	15.4
1979-80	Otto Porter	20	539	27.0
1980-81	Otto Porter	27	677	25.1
1981-82	Terry Mead	30	503	16.8
1982-83	Terry Mead	30	453	15.1
1983-84	Jewell Crawford	27	606	22.4
1984-85	Ronny Rankin	30	621	20.6
1985-86	Ronny Rankin	32	656	20.5
1986-87	Derick Turner	31	545	17.6
1987-88	Ray Pugh	31	545	17.9
1988-89	Ray Pugh	27	482	17.9
1989-90	Earnest Taylor	27	491	18.1
1990-91	Danny Dohogne	28	487	17.4
1991-92	Curtis Shelton	28	410	15.2
1992-93	Devon Lake	28	332	11.9
1993-94	Curtis Shelton	27	410	15.2
1994-95	Jermall Morgan	27	436	17.2
1995-96	William "Bud" Eley	27	465	17.2
1996-97	William "Bud" Eley	30	536	17.9
1997-99	Cory Johnson	27	391	14.5
1998-99	William "Bud" Eley	29	445	15.3
1999-00	Roderick Johnson	31	437	14.1
2000-01	Michael Stokes	30	449	15.0
2001-02	Derek Winans	27	402	14.9
2002-03	Derek Winans	30	459	15.3
2003-04	Derek Winans	27	392	14.5
2004-05	Dainmon Gonner	27	446	16.5
2005-06	Roy Booker	27	594	22.0
2006-07	Brandon Foust	31	374	12.1
2007-08	Jaycen Herring	29	381	13.1
2008-09	Kenard Moore	30	570	19.0
2009-10	Marland Smith	30	325	10.8

Rebounds

<u>Year</u>	<u>Player</u>	<u>G</u>	<u>Reb</u>	<u>Avg</u>
1970-71	Andrew Reid	23	239	10.3
1971-72	Andrew Reid	24	269	11.2
1972-73	Larry Lawrence	23	213	9.1
1973-74	Arvin Haynes	24	202	8.4
1974-75	Steve Valli	25	183	7.1
1975-76	Russ Mothershead	26	112	4.3
1976-77	John Sanchez	26	200	7.7
1977-78	John Sanchez	26	265	10.2
1978-79	Desi Barmore	28	203	7.3
1979-80	Anthony Thomas	26	245	9.4
1980-81	Otto Porter	27	240	8.9
1981-82	Anthony Thomas	26	245	9.4
1982-83	Donnie McClinton	31	245	6.9
1983-84	Jewell Crawford	27	204	7.5
1984-85	Riley Ellis	32	275	8.6
1985-86	Riley Ellis	33	293	8.9
1986-87	Derick Turner	31	282	9.1
1987-88	Ray Pugh	31	207	6.7

1988-89	Malcomn Henry	32	213	6.7
1989-90	Thomas Thames	31	277	8.9
1990-91	Thomas Thames	20	201	10.1
1991-92	James Barnes	28	187	6.7
1992-93	Eelco Derks	27	143	5.3
1993-94	Jermall Morgan	27	151	5.6
1994-95	Jermall Morgan	27	188	7.0
1995-96	William "Bud" Eley	27	260	9.6
1996-97	William "Bud" Eley	20	310	10.3
1997-98	Calvert White	27	160	5.9
1998-99	William "Bud" Eley	29	310	10.7
1999-00	Roderick Johnson	31	266	8.6
2000-01	Emanuel McCuthison	30	149	5.0
2000-02	Tim Scheer	28	138	4.9
2002-03	Brandon Griffin	30	314	10.5
2003-04	Brandon Griffin	23	170	7.4
2004-05	Reggie Golson	29	211	7.3
2005-06	Waylon Francis	27	155	5.7
2006-07	Brandon Foust	31	174	5.6
2007-08	Calvin Williams	31	169	5.5
2008-09	LaMont Russell	30	183	6.1
2009-10	LaMont Russell	30	204	6.8

Assists

<u>Year</u>	<u>Player</u>	<u>A</u>
1972-73	Leonard Bishop	88
1973-74	Kevin Arand	83
1974-75	Joe Cagle	87
1975-76	Joe Cagle	127
1976-77	Joe Cagle	123
1977-78	Dave Shipley	112
1978-79	Dave Shipley	134
1979-80	John Sanchez	125
1980-81	Otto Porter	76
1981-82	Anthony Venson	101
1982-83	Lew Brookins	126
1983-84	Michael Poole	76
1984-85	Anthony Hall	120
1985-86	Michael Morris	136
1986-87	Michael Morris	139
1987-88	Dwayne Rutherford	143
1988-89	Dwayne Rutherford	200
1989-90	Dwayne Rutherford	121
1990-91	Johnnie Coleman	90
1991-92	Curtis Shelton	63
1992-93	Tony Wofford	83
1993-94	Jerry Freshwater	106
1994-95	Jerry Freshwater	153
1995-96	Allen Hatchett	85
1996-97	Allen Hatchett	89
1997-98	Kahn Cotton	104
1998-99	Kahn Cotton	83
1999-00	Michael Stokes	128
2000-01	Michael Stokes	144
2001-02	Derek Winans	80
2002-03	Kevin Roberts	179
2003-04	Mike Nelke/Brandon Griffin	75
2004-05	Paul Paradoski	81
2005-06	Paul Paradoski	119
2006-07	Roderick Pearson	68
2007-08	Roderick Pearson	82
2008-09	Jaycen Herring	77
2009-10	Sam Pearson	94

Top Seasons

<u>Year</u>	<u>Record</u>	<u>Coach</u>
1960-61	25-3 (.893)	Charles Parsley
1962-63	21-4 (.840)	Charles Parsley
1989-90	26-5 (.938)	Ron Shumate
1921-22	10-2 (.833)	Ferdinal Courleux
1935-36	14-3 (.824)	C.P. Harris
1936-37	14-3 (.824)	C.P. Harris
1988-89	27-6 (.818)	Ron Shumate
1944-45	13-3 (.813)	Abe Stuber
1982-83	25-6 (.806)	Ron Shumate

Largest Victories

<u>Year</u>	<u>Opponent</u>	<u>Score</u>	<u>Margin</u>
1986-87	Parks College	127-38	+89
1985-86	Harris-Stowe	127-49	+78
1984-85	Harris-Stowe	126-58	+68
1966-67	McKendree	135-76	+59
2009-10	Williams Baptist	116-60	+56
1985-86	Harris-Stowe	115-57	+56
1963-64	Fort Leonard Wood	135-90	+55
1990-91	Oakland City	121-67	+54
1984-85	Lindenwood College	113-59	+54
1983-84	Harris-Stowe	110-56	+54
1989-90	Savannah State	104-51	+53

Largest Defeats

<u>Year</u>	<u>Opponent</u>	<u>Score</u>	<u>Margin</u>
1928-29	Northwest Missouri St.	16-74	-58
2008-09	New Mexico	59-102	-43
1930-31	Northwest Missouri St.	14-55	-41
1994-95	Tennessee Tech	58-97	-39
1978-79	Arkansas	51-90	-39
1976-77	Bradley	90-119	-39
1970-71	Arkansas State	77-116	-39
1995-96	Missouri	65-102	-37
1933-34	Arkansas State	23-59	-36
1991-92	Southern Utah	918-62	-56
1997-98	Murray State	66-101	-35
1981-82	Tenn.-Martin	43-77	-34
1974-75	Kentucky Wesleyan	73-107	-34
1929-29	Northwest Missouri State	17-51	-34



HONORED TEAMS

1943 NAIA NATIONAL CHAMPIONS



Front Row: Jack Russell, Rolla Anderson, Dave Radcliffe, Ray Melton, Mort Harris, C.P. Harris (Coach). **Back Row:** Vernon Landgraf, Jack Klosterman, Carl "Ben" Bidewell, Bill Gobin, Don Richardson, Jack Behrens.

Under the direction of coach C.P. Harris, the 1943 Indians claimed the school's first-ever athletics national championship with a 34-32 victory over fellow MIAA Conference opponent Northwest Missouri State in the NAIB finals (Kansas City, Mo.).

Southeast had defeated Northwest in its previous two regular-season meetings that season to clinch the MIAA title. The third meeting between the two schools proved to be most exciting, as the Indians pulled away in the game's final seconds.

Southeast junior guard Jack Behrens drained a shot at the top of the key with seven seconds remaining, giving the Indians a narrow victory and national championship.

The come-from-behind win in the national championship game capped a comeback season for the Indians. Southeast lost its first four games of the 1942-43 campaign before winning 19 of its last 21 contests. The Indians also went 8-0 in MIAA conference play during that stretch.

On the way to their national crown, the Indians dropped some of the nation's top small colleges of the era with wins over Dakota Wesleyan, Westminster College, East Washington State and Murray State. Southeast also boasted a 10.6 margin of victory throughout the postseason.

All five of Southeast's starters were named either first or second-team all-conference. Behrens, Jack Russell and Carl "Ben" Bidewell garnered first-team honors, while Rolla Anderson and Jack Klosterman were named second-team for the 19-6 national champion Indians.


The team was inducted into the Southeast Athletics Hall of Fame.

Road to the Championship

- vs. Dakota Wesleyan - W, 50-30
- vs. Westminster - W, 56-33
- vs. East Washington State - W, 57-51
- vs. Murray State - W, 38-36
- vs. Northwest Missouri State - W, 34-32



2000 NCAA DIVISION I TOURNAMENT



Front Row (L-R): Michael Stokes, Fred Abraham, Mike Branson, Roderick Johnson, Brian Bunche, Antonio Short, Amory Sanders. **Back Row (L-R):** Matt Morris, Tim Scheer, Drew DeMond, Nyah Jones, Damarcus Hence, Emmanuel McCuthison, Ryan Thomas.

A regular-season share of the Ohio Valley Conference title, the OVC postseason championship and the school's first-ever trip to the NCAA Division I Tournament were all achieved by the 1999-2000 Southeast Missouri State University basketball team.

The magical run that ended in a near-upset of then-No. 10 Louisiana State in the first round of the NCAA Regional (Salt Lake City, Utah) brought unprecedented national and international attention to Southeast.

Few thought the Indians had a chance against the tall and powerful Tigers of LSU, who had tied for the Southeastern Conference championship. However, Southeast head coach Gary Garner and his players had other things in mind.

The Indians struggled to get anything going offensively in the first half, but trailed only 24-19 at the intermission. Southeast then came out strong in the second half and nearly pulled off an upset. The Indians led, 61-58, with 2:39 left to play, but the Tigers rallied to knock down two-straight 3-pointers, including one in the last 18 seconds to go up, 64-61.

Roderick Johnson threw up a desperation 3-pointer the bounced off the back of the rim at the buzzer and LSU held on for the win. The tournament may have been over for Southeast, but the team, its fans and the University benefitted from a trip to the Big Dance.

NCAA FIRST ROUND

Louisiana State 64, Southeast Missouri 61


Salt Lake City, Utah

SEMO (24-7)	FG	3P	FT	O/D	REB	E	PTS	A	TO	B	S	M
Roderick Johnson, f	7-13	0-2	5-6	8/3	11	3	19	1	1	0	1	37
Mike Branson, f	1-7	0-3	1-2	3/4	7	2	3	5	2	0	0	26
Brian Bunche, c	2-9	0-0	2-2	1/2	3	3	6	2	0	0	2	32
Antonio Short, g	4-9	2-5	4-4	0/1	1	1	14	0	3	0	1	31
Michael Stokes, g	2-12	2-5	2-3	0/4	4	0	8	3	2	1	0	40
Amory Sanders	1-2	1-2	0-0	0/2	2	1	3	0	0	0	0	9
Emmanuel McCuthison	2-4	2-3	0-1	0/1	1	3	6	0	1	0	0	14
Nyah Jones	1-2	0-0	0-0	1/0	1	2	2	0	0	1	0	11
TEAM				1/4	5							
Totals	20-58	7-20	14-18	14/21	35	15	61	11	9	2	4	200
LSU (27-5)	FG	3P	FT	O/D	REB	E	PTS	A	TO	B	S	M
Brian Beshara, f	3-9	2-2	1-2	2/3	5	2	9	3	2	0	1	33
Stromile Swift, f	6-9	0-0	1-3	3/2	5	3	13	0	1	6	0	31
Jabari Smith, c	7-11	1-1	2-3	1/3	4	3	17	2	1	0	0	24
Torris Bright, g	4-6	3-4	2-2	1/3	4	2	13	4	2	0	1	38
Lamont Roland, g	3-6	0-1	1-2	0/3	3	4	7	1	4	0	2	30
Ronald Dupree	2-5	0-0	0-0	0/4	4	2	4	0	1	0	0	18
Jermaine Williams	0-2	0-1	0-1	0/1	1	1	0	2	1	0	0	11
Collis Temple	0-2	0-2	1-2	0/3	3	0	1	0	1	0	0	10
Brad Bridgewater	0-1	0-0	0-0	0/1	1	0	0	0	0	0	0	5
TEAM				2/4	6							
Totals	25-51	6-11	8-15	9/27	36	17	64	12	13	6	4	200
By Periods	1	2	Final									
Southeast Missouri	19	42	61									
LSU	24	40	64									




HONORED TEAMS

1961 NCAA DIVISION II NATIONAL FINALISTS




First Row: Dawson Pikey, Bill Giessing, Les Hemmer, Ron Gray, Bob Reiche, Perry Kegley. **Second Row:** Paul Blain, Vivan Reed, Denzil Ratliff, Bob Miller, Ken Dyson, Bill Jordan. **Third Row:** Coach Joe Uhls, Floyd Hodge, Ron Hooten, Mike Lorch, Gerald Martin, Don Johnson, Coach Charles Parsley. **Fourth Row:** Bill Swan (Manager), Paul Holifield, George Camp, Joe Luker, Noal Gaulding, Larry Nickell, Mike Gross.

1986 NCAA DIVISION II NATIONAL FINALISTS



Bottom Row: Malcomn Henry, Kirt Cochran, Michael Morris, Anthony Hall, Ray Pugh, Carl Nicholson, Chris Edwards. **Top Row:** Ronny Rankin, Eddie Hart, Riley Ellis, Ron Armstrong.

1989 NCAA DIVISION II NATIONAL FINALISTS



Front Row: Darren Shepard, John Simpson, Malcomn Henry, Lawrence Wilson, Calvin Jones, Ray Pugh. **Back Row:** Keith Ressel, Darryl Harris, Johnnie Coleman, Mike Lewis, Dwayne Rutherford, Earnest Taylor.



THIS IS THE OVC
THIS IS THE OVC

**THIS IS THE OVC**

Entering its 63rd year, the Ohio Valley Conference continues to build on the success that has made it the nation's eighth-oldest NCAA Division I conference. For only the second time in a decade, the Conference expanded by adding Southern Illinois University Edwardsville as the league's 11th member in 2008. The move expanded the OVC's geographical footprint to the St. Louis market and marked the first change in membership since expanding to the state of Alabama (Jacksonville State, Samford) in 2003.

The 2009-10 school year saw a change in leadership as Beth DeBauche was named the seventh full-time Commissioner in league history on July 28. She is currently one of just five females to be the head of a Division I conference, and one of just eight to lead a Division I conference all-time. The last three commissioners of the OVC have moved onto jobs as the commissioner of the Big Ten, Big 12 and the Mid-American Conferences.

The OVC's proud history dates back to 1948, but seeds for the new league were actually planted in 1941. It was then that Roy Stewart, the athletics director at Murray State, Charles (Turkey) Hughes, the athletics director at Eastern Kentucky, and Kelly Thompson, the public relations director at Western Kentucky, first broached the idea of forming a new conference. Discussions were put on hold by World War II, but reemerged Feb. 27-28, 1948 at the Kentucky Hotel in Louisville as the three original institutions combined with Morehead State, Louisville and Evansville to form the OVC.

In the 1950s, the OVC became a pioneer on a much more significant scale socially. During times of racial segregation, league member Morehead State became one of the first non-traditionally black mid-southern institution to accept a black student. In 1958, Marshall Banks earned athletically-related aid at Morehead, which signed a second black athlete, Howard Murphy, a year later. In 1961, Murphy earned all-conference recognition as a halfback in football. With racial barriers broken, the rest of the institutions in the league began to provide educational and athletic opportunities to African-Americans.

Through the past 62 years, 14 teams have won or shared the league's football title. The list is led by Eastern Kentucky, winner of 20 outright or shared football crowns, including both the 2007 and 2008 championships, as they compiled a 15-1 league record over that time period. Only one other Football Championship Subdivision school (UMass) has won more Conference titles than the Colonels. Among OVC teams, former member Middle Tennessee is next with 11 titles, followed by

Tennessee Tech with nine, and Murray State and former member Western Kentucky with eight apiece. Eastern Illinois has claimed five football crowns (including the 2009 title) while Jacksonville State, Morehead State, Tennessee State and former members Evansville and East Tennessee State have captured two apiece. Austin Peay, UT Martin (which captured its first crown in 2006) and former member Youngstown State have one title apiece.

Murray State and Evansville tied for the initial football championship, and the Racers participated in the first-ever bowl game by an OVC team, tying Sul Ross State 21-21 in the 1948 Tangerine Bowl. From 1948 to 1975, OVC teams played in 15 bowl games, winning eight of them. Eastern Kentucky and Western Kentucky were also participants in the NCAA Division II playoffs in the early and mid-1970s prior to the NCAA's reclassification of football programs into Division I-AA. The term "I-AA" lasted until the end of the 2006 season when it was changed to Division I Football Championship Subdivision (FCS).

The first Division I-AA/FCS football playoff was held in 1978 with only four teams, which is the only year through present day that the OVC did not field a playoff representative. In 1979, four of the nation's top teams were invited to the playoffs, and two of them - Eastern Kentucky and Murray State - were from the OVC. Murray dropped its semifinal game to Lehigh, but the Colonels nipped Nevada-Reno in double overtime and claimed the national championship a week later with a 30-7 victory over Lehigh. ECU was coached by former all-America quarterback Roy Kidd, who was in his 16th year at the helm of his alma mater and who skipped the Colonels to a second national title three years later. Following the 2002 season, Kidd retired after 39 years at ECU, a one-school tenure unmatched in all of Division I. Upon retirement, he ranked sixth all-time among Division I coaches with 315 victories, earning him a spot in the College Football Hall of Fame. ECU's 19 FCS playoff appearances are the second for the most all-time (behind only Montana).

In addition to Kidd, other coaching legends in the OVC include Charles (Bubber) Murphy, who coached at Middle Tennessee from 1947-1968, Western Kentucky's Jimmy Feix (1968-83), Wilburn Tucker (1954-67) and Don Wade (1968-82) of Tennessee Tech, Bill Ferguson (1967-77) of Murray State, Guy Penny (1959-67) of Morehead State and Boots Donnelly (1977-78 at Austin Peay; 1979-1998 at Middle Tennessee). Current Eastern Illinois head coach Bob Spoo has compiled 88 wins while his program has been a member of the

OVC; that currently ranks fifth all-time in league history.

A sampling of former OVC football stars, some of whom were All-Americans during their collegiate careers before achieving stardom at the professional ranks, include Jim Youngblood and Larry Schreiber (Tennessee Tech), Phil Simms (Morehead State), Virgil Livers and Dale Lindsey (Western Kentucky), Myron Guyton and Chad Bratzke (Eastern Kentucky), Cortland Finnegan (Samford) and Tony Romo (Eastern Illinois). In 2008, former Tennessee State standout Dominique Rodgers-Cromartie became just the fourth NFL First Round draft pick in OVC history when he was selected 16th overall by the Arizona Cardinals. He would break into the starting lineup halfway through his rookie season and started at cornerback for the Cardinals in Super Bowl XLIII. The OVC has had at least one former player named a NFL Pro Bowl selection in each of the past four seasons.

Football wasn't the only sport in which the OVC was quickly gaining respect. In 1955, the OVC became only the second six-member league nationally to earn an automatic bid to the prestigious NCAA Men's Basketball Tournament, which, at that time, was limited to only 24 participants. The Conference quickly proved worthy of that bid, as Morehead State defeated Marshall (107-92) and Wayne State (95-84) in the 1956 tournament.

Fifteen years later, former OVC member Western Kentucky became the first and only Conference team to reach the Final Four. The Hilltoppers defeated Jacksonville, Kentucky and Ohio State before losing to Villanova in double overtime. WKU went on to finish in third place after beating Kansas 77-75 in the consolation game.

Since that time, the OVC has recorded some of the biggest upsets in the history of the NCAA Tournament. Perhaps the most famous moment came in 1987, when Austin Peay came from fourth place in the regular season to win the OVC Tournament and earn the league's automatic bid. The Governors drew powerful Illinois, and were such big underdogs, that ESPN broadcaster Dick Vitale promised to stand on his head if APSU won the game. After a 68-67 victory over the Illini, and a narrow 90-87 overtime loss to eventual Final Four participant Providence in the second round, Vitale made good on his promise in a visit to Clarksville two months later.

Murray State added to the OVC's string of upsets in 1988 when it knocked off 14th-ranked North Carolina State, 78-75. The Racers' M&M Boys - Jeff Martin and Don Mann - combined for 39 points in the win.



MSU nearly went on to the Sweet 16 that year, losing to eventual national champion Kansas, 61-58. A bank shot by Mann that would've given the Racers a one-point lead rolled off the rim with three seconds left. In 1990 as a No. 16 seed, Murray State took No. 1 seed Michigan State into overtime before falling 75-71; that game still marks the closest a No. 16 seed has come to knocking off a No. 1 in men's tournament action. More recently, Murray State has dominated the OVC Tournament, reaching the championship game every year in the 1990's. The Racers' 14 OVC Tournament Championships are the most among all OVC schools.

After former member Middle Tennessee State won a first round game in 1989, the league had a drought as no other OVC team won a NCAA Tournament game for the next 19 years. But Morehead State, coming off a thrilling double overtime OVC Tournament victory over Austin Peay, topped Alabama State 58-43 in the Opening Round game at Flyer Arena in Dayton, Ohio. The game was played in front of an Opening Round record crowd of 11,346; that crowd included many MSU fans who made the three hour drive from Morehead for the game. The Eagles season would come to three days later when they lost to No. 1 overall seed Louisville, despite playing the Cardinals close for a majority of the game.

In 2009-10, Murray State made OVC history by winning a record 31 games (31-5) on its way to the league's regular season and tournament championship. In the first round of the NCAA Tournament, the No. 13 seed Racers topped Vanderbilt in thrilling fashion when senior Danero Thomas hit a jumper as time expired to lift MSU to a 66-65 victory. It marked the first OVC team to advance to the second round of the NCAA Tournament since 1989, and snapped a skid of 71-straight losses to Southeastern Conference foes (dating back to 2000-01). In the second round the Racers pushed eventual national runner-up Butler to the brink before losing 54-52.

Through its 62 years, 12 teams have won or shared the league's regular season men's basketball title. Murray State heads the list with a Conference-record 21 outright or shared basketball crowns. Other past champions include former member Western Kentucky (19), Morehead State (9), Austin Peay (8), Eastern Kentucky (6), Tennessee Tech (5), former member Middle Tennessee (5), Tennessee State (2), former member East Tennessee State (2), Southeast Missouri State (1), UT Martin (who won its first in 2008-09) and former member Akron (1).

Among the coaching greats in men's basketball have been Western Kentucky's E.A.

Diddle, who retired with 759 victories and 10 OVC titles; John Oldham, who was a member of the very first All-OVC squad and went on to win seven OVC crowns during his coaching tenure at Tennessee Tech and Western Kentucky; Paul McBrayer, who guided Eastern Kentucky to 219 wins and three OVC crowns; and Cal Luther, who is the only person in Conference history to win men's basketball Coach of the Year honors at two league schools - Murray State and UT Martin. Current Austin Peay head coach Dave Loos became the winningest coach in OVC history in 2009-10, netting his 319th victory and passing Luther on the all-time list. Loos enters the 2010-11 season with 331 victories.

There have been an equal number of great players including Western Kentucky's Clem Haskins, who is the only three-time OVC Player of the Year. Several players have won OVC Player of the Year honors twice: Western Kentucky's Jim McDaniels (1969-70 and 1970-71), Murray State's Les Taylor (1971-72, 1972-73), Jeff Martin (1987-88, 1988-89), Popeye Jones (1989-90, 1990-91) and Marcus Brown (1994-95, 1995-96), Austin Peay's Otis Howard (1976-77, 1977-78), Middle Tennessee's Jerry Beck (1980-81, 1981-82), Akron's Joe Jakubick (1982-83, 1983-84), Tennessee State's Carlos Rogers (1992-93, 1993-94) and UT Martin's Lester Hudson (2007-08, 2008-09).

The OVC also has the honor of being the only conference to boast the nation's leaders in scoring, rebounding and assists all in one season. That feat was accomplished in 1991-92 by Morehead State's Brett Roberts (28.1 ppg), Murray State's Popeye Jones (14.4 rpg) and Tennessee Tech's Van Usher (8.8 apg).

In 2007-08, UT Martin guard Lester Hudson became the first men's Division I player to record a quadruple-double in a game, when he registered 25 points, 12 rebounds, 10 assists and 10 steals in a victory over Central Baptist College. Hudson, who ranked fourth in scoring nationally as a junior, returned for his senior season in 2008-09 and was second nationally in scoring (behind Davidson's Stephen Curry) at 27.5 points a contest. Hudson earned numerous honors (including OVC Player of the Year and OVC Male Athlete of the Year in each 2008 and 2009 and All-American status from several outlets) before being drafted by the Boston Celtics with the No. 58 pick of the 2009 NBA Draft. Hudson became the first draft pick for the league since 2004 and only the third pick of the last decade for the OVC.

In the late 1970s, women's athletics began somewhat of a rebirth on the national scene as the NCAA began sponsoring and marketing women's sports. Recognizing the need to pro-

vide increased opportunities for female athletes, the OVC established women's championships in the sports of basketball, tennis and track in 1977, with cross country and volleyball added over the next four years. Those sports were initially governed by the Association of Intercollegiate Athletics for Women (IAIW), but the overall strength of women's programs in the league was demonstrated by the automatic bids the OVC instantly received when the NCAA became the governing body in 1982.

Women's basketball in the OVC has been dominated by Tennessee Tech, which has won or shared 16 regular-season titles and owns nine OVC Tournament crowns. In fact, the Golden Eagles have reached the championship game of the OVC Tournament 19 times in the past 29 years. Although Tennessee Tech remains the standard-bearer, four other teams have won 13 of the last 17 OVC Tournaments. Murray State became the latest program to add its name to the list, capturing its first OVC Tournament title in 2008. Austin Peay leads the quartet with seven crowns including four straight from 2000-03 and back-to-back titles in 2009 and 2010, while Tennessee State, Eastern Kentucky and Southeast Missouri each have won titles during that span.

Several coaches have made their mark in the relatively short history of OVC women's basketball. Former Tennessee Tech coach Marynell Meadors posted an amazing 363-139 (72.3%) record at Tech, becoming the first woman in NCAA or IAIW history to win 300 games at the same institution, while former Tennessee State skipper Teresa Phillips earned National Coach of the Year honors from USA Today in 1990 for turning around the Lady Tigers' program before going on to lead TSU to the NCAA Tournament in 1994 and 1995. Tennessee Tech coach Bill Worrell capped a stellar 20-year career in 2005-06 and was inducted into the OVC Hall of Fame in 2007; he compiled a 408-190 record while leading the Golden Eagles to an unprecedented 16 OVC regular-season titles and eight NCAA Tournament appearances, including five straight from 1989-93. Eastern Kentucky's Larry Joe Inman, who retired at the conclusion of the 2007-08 season and was inducted into the OVC Hall of Fame in 2009, won more than 100 games at both Middle Tennessee and EKU, and earned OVC Coach of the Year honors a record eight times - five times at EKU and three at MTSU. He finished his career with 480 career victories.

Many great players have graced the hardwood over the years, including former OVC Players of the Year Brooke Armistead and Gerlonda Hardin from Austin Peay, Pam Chambers, Jerilynn Harper, Cheryl Taylor, Angela



THIS IS THE OVC

Moorehead, Roschelle Vaughn, Diane Seng, Janet Holt and Emily Christian from Tennessee Tech; Morehead State's Donna Murphy and Priscilla Blackford; Eastern Kentucky's Kim Mays; Southeast Missouri's Gray C. Harris; and most recently Murray State's Ashley Hayes who was the OVC Player of the Year in 2007-08 and 2008-09.

Morehead State center Brittany Pittman set new school, league and NCAA standards for blocked shots in 2008-09. Pittman swatted 164 shots during the season, setting a new NCAA single-season record (which has since been broken). During the campaign, only her second with the Eagles, she also set career block records for both Morehead State and the OVC (287).

The league also had another historical moment in November 2008 when the NCAA awarded Nashville the 2014 NCAA Women's Division I Final Four. The OVC will serve as the host of the prestigious event, which is one of the biggest sporting events the city of Nashville can host. The event will be held at Bridgestone Arena in downtown Nashville.

Over its 62 years, OVC teams have garnered national championships and bowl games in football, along with national team or individual titles in the sports of rifle, cross country, track and golf.

The OVC has also produced several Olympic athletes, including Murray State's Morgan Hicks, who was a member of the 2004 United States Olympic Rifle Team and Morehead State's Brian Shimer who competed in five Winter Olympics in bobsled (winning a bronze medal in 2002) and coached the 2010 United States bobsled team to its first gold medal since 1948. In addition, some of the greatest players in professional sports were educated at OVC institutions. The list includes former greats such as football's Phil Simms (Morehead State), basketball's Clem Haskins (Western Kentucky) and Bubba Wells (Austin Peay) and two-sport star Steve Hamilton (Morehead State) to present-day standouts like basketball player Trenton Hassell (Austin Peay), football player Tony Romo (Eastern Illinois) and baseball players George Sherrill (Austin Peay) and Jon Rauch (Morehead State). Hamilton is the only athlete to ever play in the NCAA Basketball Championship, a Major League Baseball World Series (New York Yankees) and a NBA Championship Series (Los Angeles Lakers).

The OVC's first volleyball tournament was held in 1981, the same year Eastern Kentucky began a string of six straight tournament crowns. Former EKV skipper Dr. Geri Polvino compiled a 627-439 record in 32 seasons as head coach of the Colonels, earning OVC Coach of the Year honors eight times. More

recently, former Austin Peay coach Cheryl Holt and former Southeast Missouri skipper Cindy Gannon also earned their peers' recognition multiple times with four awards each.

Throughout the last 27 years, 10 different teams have won an OVC regular-season or tournament volleyball crown. Since joining the league in 1991, Southeast Missouri has dominated the scene, winning seven of its eight regular-season titles during the 1990's, including five straight from 1993-97. The Redhawks have also won five tournament crowns (1994, 1996, 1998, 1999 and 2000). Jacksonville State was won back-to-back OVC Tournament Championships (2005, 2006) including going through the OVC undefeated (16-0) in 2006 and winning a NCAA Tournament match in 2010, the league's first NCAA victory since 2000.

Following the 2007 season, Jacksonville State's Abbey Breit was named the OVC Offensive Player of the Year for the third straight season, becoming the first player in OVC history to accomplish that feat. Four other individuals - Eastern Kentucky's Angela Boykins (1985-86), Morehead State's Dayle Hammontree (1988-89), Southeast Missouri's Tuba Meto (1996-97) and Morehead State's Amy Almond (2001-02) - were back-to-back winners of the award.

In 2007, Eastern Kentucky's Jacob Korir won his fourth straight Conference cross country title becoming just the third OVC student-athlete and 13th athlete nationally to accomplish that feat. Korir was a three-time All-American in cross country, earning two top-10 finishes at the NCAA Cross Country Championship. The Nairobi, Kenya, native was also named a track and field All-American twice during his career and was selected as the OVC Male Athlete of the Year in 2006-07 and received the NCAA post graduate scholarship in 2008.

In 2007 the Conference had two teams in the NCAA Women's Soccer Tournament for the first time in league history, former OVC member Samford earned an at-large selection while Southeast Missouri was the Conference's automatic bid.

In 2009 it was OVC softball that accomplished several firsts as UT Martin (tournament champion) and Jacksonville State (at-large) were each selected for the NCAA Championship. Jacksonville State would take it a step farther by winning the Knoxville Regional (beating No. 13 national seed Tennessee along the way) to become the first OVC softball program to advance to a Super Regional. Jax State would fall to No. 4 Alabama in that Super Regional but finished the season

43-16 (19-2 OVC) and ranked 21st nationally in the ESPN.com/USA Softball poll and 24th nationally in the USA Today/NFCA poll.

The league's baseball presence has continued to evolve since its inception. The OVC baseball tournament moved to a neutral site for the first time in 2001 with Paducah, Ky. and Brooks Stadium hosting the tournament in front of raucous crowds. The success of the tournament led to Jackson, Tenn. and Pringles Park - the home of the Seattle Mariner's Class AA affiliate - which hosted the event for the first time in 2010 and is under contract to host the 2011 and 2012 championship as well.

The OVC also has made a statement in the NCAA Baseball Championship in recent years, with its teams involved in several memorable contests in the last decade. Tennessee Tech surprised Wake Forest in the opening round of the 2001 tournament and Southeast Missouri stunned host Alabama in the opening round of the 2002 championship. Five years later, Austin Peay captured the collegiate baseball world's attention by taking Vanderbilt, the 2007 No. 1 overall seed, to extra innings. Eastern Illinois pushed host Nebraska to the limit in 2008 followed by Tennessee Tech's memorable contest against host Clemson in 2009.

A first in the OVC occurred in 2008, when the league had a first round draft pick in both the NFL (Tennessee State's Dominique Rodgers-Cromartie) and Major League Baseball (Eastern Kentucky's Christian Friedrich) Drafts in the same school year. A year later (2009) the league had a Major League Baseball First Round Compensation Round pick (Eastern Illinois' Tyler Kehrner who was No. 48 overall) and NBA Second Round pick (UT Martin's Lester Hudson) in the same season.

The playing field is not the only place where OVC athletes are working hard. The league also recognizes excellence in the classroom. Six Scholar-Athlete Awards are presented yearly to male and female athletes, while others are commended for their academic success by being Medal of Honor recipients or earning a spot on the Commissioner's Honor Roll. Additionally, the league annually presents one institutional Academic Achievement Award, as well as separate team awards in each Conference-sponsored sport. Since the College Sports Information Directors of America (CoSIDA) Academic All-America program began, the Ohio Valley Conference has had 192 student-athletes honored with the award, including 25 over the last two years (2008-09, 2009-10).

Through the early years of the league, administrators wrestled with fan behavior due to the close proximity of the Conference members and the intense rivalries which developed.



Just as it did decades ago, the OVC took the leadership role on what has become a national issue. In 1995, the OVC implemented a first-of-its-kind "Sportsmanship Statement," a policy which promotes principles of fair play, ethical conduct and respect for one's opponent. The statement has become a model for others to follow across the nation, and has answered the challenge of the NCAA Presidents Commission to improve sportsmanship in collegiate athletics.

Additionally, the OVC annually presents the Steve Hamilton Sportsmanship Award, in honor of the former Morehead State student-athlete, coach and athletics director, to a junior or senior student-athlete with significant athletic contributions who best exemplifies the characteristics of sportsmanship and citizenship. Most recently, the Conference has also implemented the OVC Institutional and Team Sportsmanship Awards, which are presented to one institution and 18 sport-specific teams voted by their peers to have best exhibited the standards of sportsmanship and ethical conduct as outlined by the OVC and NCAA.

The vision of leadership demonstrated by the Founding Fathers in 1948 remains alive today as the Ohio Valley Conference prepares for the future. One example is in regard to the current trend in collegiate athletics administration for increased involvement of university presidents in setting policies and making rules. The presidents of OVC institutions, however, have always governed the Conference, long before presidential governance became a national theme.

The Ohio Valley Conference sponsors the following sports: baseball, basketball, cross country, football, golf, tennis and track for men, and basketball, cross country, golf, soccer, softball, tennis, track and volleyball for women. In addition, the OVC also sponsors the combined men's and women's sport of rifle.

Now in its seventh decade of competition, the Ohio Valley Conference has grown significantly from its humble beginnings while increasing the number of athletics opportunities it provides for students. Current league representatives include charter members Eastern Kentucky University, Morehead State University and Murray State University, along with Austin Peay State University, Eastern Illinois University, Jacksonville State University, Southeast Missouri State University, Southern Illinois University Edwardsville, Tennessee State University, Tennessee Technological University and the University of Tennessee at Martin.

2010-11 OVC Composite Schedule

Tuesday, November 2

Trevecca Nazarene at Tennessee State, 7 p.m. (ex.)

Thursday, November 4

Centre College at Morehead State, 6 p.m. (ex.)

Central Missouri at Austin Peay, 7 p.m. (ex.)

Carson-Newman at Tennessee Tech, 7:30 p.m. (ex.)

Friday, November 5

Alice Lloyd College at Eastern Kentucky, 6 p.m. (ex.)

Saturday, November 6

Illinois College at Eastern Illinois, 6 p.m. (ex.)

Ouachita Baptist at Southeast Missouri, 7 p.m. (ex.)

Sunday, November 7

Webster at SIU Edwardsville, 4 p.m. (ex.)

Monday, November 8

Carson-Newman at Tennessee State, 7 p.m. (ex.)

Westminster at Austin Peay, 7:30 p.m. (ex.)

Bethel at UT Martin, 7:30 p.m. (ex.)

Tuesday, November 9

Mountain State at Morehead State, 6 p.m. (ex.)

Freed-Hardeman at Murray State, 7 p.m. (ex.)

Henderson State at Southeast Missouri, 7 p.m. (ex.)

Friday, November 12

MacMurray College at UT Martin, 5 p.m.

Asbury College at Morehead State, 6 p.m.

Tennessee Tech at North Carolina State, 6 p.m.

South Dakota State at Eastern Illinois, 7 p.m.

Austin Peay at Saint Louis, 7:30 p.m.

Eastern Kentucky at Loyola (Chicago), 7:30 p.m.

IPFW at SIU Edwardsville, 8:00 p.m.

Tennessee State at Mississippi State, TBA

Saturday, November 13

Eastern Kentucky vs. UT-Pan American, 5 p.m.

Southeast Missouri at UAB, 7 p.m.

West Alabama at Jacksonville State, 7:45 p.m.

Sunday, November 14

North Carolina A&T at Morehead State, 1 p.m.

SIU Edwardsville at Illinois State, 2:05 p.m.

Eastern Kentucky vs. Indiana State, 3 p.m.

Eastern Illinois at Ball State, 3 p.m.

Monday, November 15

Austin Peay at Chattanooga, 6 p.m.

Fisk at Tennessee State, 7 p.m.

Centenary College at UT Martin, 7 p.m.

East Tennessee State at Murray State, 7:30 p.m.

Tuesday, November 16

Jacksonville State at Norfolk State, 6 p.m.

Southeast Missouri at Florida Gulf Coast, 6:05 p.m.

Wednesday, November 17

SIU Edwardsville at Eastern Kentucky, 6:30 p.m.

Murray State at Ole Miss, 7 p.m.

Tennessee State at Illinois State, 7:05 p.m.

Thursday, November 18

Jacksonville State at VMI, 6 p.m.

Morehead State at UNC-Wilmington, 6 p.m.

UT Martin at LSU, 7 p.m.

Eastern Illinois at Loyola (Chicago), 7 p.m.

Austin Peay at Lipscomb, 7:15 p.m.

Saturday, November 20

UT Martin at Northwestern State, 2 p.m.

Tennessee Tech at East Tennessee State, 3 p.m.

IU South Bend at Eastern Illinois, 6 p.m.

Presbyterian College at Eastern Kentucky, 6 p.m.

Reinhardt at Murray State, 7 p.m.

MacMurray at SIU Edwardsville, 7 p.m.

Southeast Missouri at UMKC, 7:05 p.m.

Tennessee State at Air Force, 8 p.m.

Sunday, November 21

Austin Peay at Southern Illinois, 2:05 p.m.

Morehead State at Florida, TBA

Monday, November 22

Grambling at Southeast Missouri, 7 p.m.

Southeastern Louisiana at Jacksonville State, 7 p.m.

Tuesday, November 23

Austin Peay at Purdue, 6 p.m. (ESPN3.com)

Morehead State at Ohio State, 6 p.m. (ESPN3.com)

Cincinnati Christian College at Eastern Kentucky, 6 p.m.

Appalachian State at Tennessee Tech, 7 p.m.

Tennessee State at Saint Louis, 7 p.m.

UT Martin at Memphis, TBA

Wednesday, November 24

Eastern Illinois at Bradley, 7:05 p.m.

SIU Edwardsville at UMKC, 7:05 p.m.

Southeast Missouri at Arkansas, 7 p.m.

Thursday, November 25

Murray State vs. Stanford, 8 p.m. (ESPNU)

Friday, November 26

SIU Edwardsville at Iowa, 5:35 p.m.

(Big Ten Network)

Jacksonville State vs. ULM, 8:00 p.m.

Murray State vs. Tulsa/UNLV, 8:30/10:30 p.m.

(ESPNU)

Austin Peay vs. Charleston Southern, TBA

Saturday, November 27

Arkansas State at Southeast Missouri, 4 p.m.

Lipscomb at UT Martin, 4 p.m.

Eastern Illinois at South Dakota State, 7 p.m.

Jacksonville State vs. South Dakota, 8:35 p.m.

Austin Peay vs. TBD, TBA

**OVC COMPOSITE SCHEDULE****Sunday, November 28**

Tennessee Tech at Michigan State, Noon
(Big Ten Network)
Jacksonville State at Illinois State, 3:35 p.m.
Morehead State at SIU Edwardsville, 4:00 p.m.
Murray State vs. TBD, TBA (ESPNU)

Monday, November 29

Belmont at Tennessee State, 7 p.m.

Wednesday, December 1

SIU Edwardsville at Tennessee Tech, 6 p.m.
Jacksonville State at UAB, TBA

Thursday, December 2

*Murray State at Eastern Kentucky, 6:30 p.m.
*UT Martin at Morehead State, 6:45 p.m.
*Tennessee State at Eastern Illinois, 7:30 p.m.
*Austin Peay at Southeast Missouri, 7:30 p.m.

Saturday, December 4

*Austin Peay at Eastern Illinois, 6 p.m.
*UT Martin at Eastern Kentucky, 6 p.m.
*Tennessee State at Southeast Missouri, 6 p.m.
Middle Tennessee at SIU Edwardsville, 7 p.m.
*Murray State at Morehead State, 7 p.m.
*Tennessee Tech at Jacksonville State, 7:45 p.m.

Monday, December 6

Southeast Missouri at Iowa State, 7 p.m.

Tuesday, December 7

St. Catharine at Morehead State, 6 p.m.
Lipscomb at Austin Peay, 7 p.m.
Tennessee State at Alabama A&M, 7 p.m.

Wednesday, December 8

Kentucky Christian at Eastern Kentucky, 6 p.m.
Ball State at Eastern Illinois, 7 p.m.
UT Martin at Central Arkansas, 7 p.m.
SIU Edwardsville at Loyola (Chicago), 7 p.m.
High Point at Tennessee Tech, 7 p.m.
Southeast Missouri at Southern Illinois, 7:05 p.m.

Saturday, December 11

Eastern Kentucky at Minnesota, Noon
(Big Ten Network)
UT Martin at IPFW, Noon
Murray State at Chattanooga, 2 p.m.
Hannibal-LaGrange at Southeast Missouri, 4 p.m.
Western Illinois at Eastern Illinois, 6 p.m.
Morehead State at Northern Iowa, 7 p.m.
Kennesaw State at SIU Edwardsville, 7 p.m.
Lipscomb at Tennessee Tech, 7 p.m.
Fontbonne at Austin Peay, 7:30 p.m.

Sunday, December 12

LeMoyne-Owen at Tennessee State, 3 p.m.

Monday, December 13

Jacksonville State at Oregon, TBA

Wednesday, December 15

Jacksonville State at Presbyterian, 6 p.m.
Bethel at Murray State, 7 p.m.

Thursday, December 16

Austin Peay at Memphis, TBA

Friday, December 17

SIU Edwardsville at Indiana, 6 p.m.
(Big Ten Network)

Saturday, December 18

*Eastern Kentucky at Austin Peay, 7 p.m.
Western Kentucky at Murray State, 7:30 p.m.

Sunday, December 19

SIU Edwardsville at Northern Iowa, 1 p.m.
*Eastern Illinois at Tennessee Tech, 4 p.m.
William Woods at UT Martin, 4 p.m.
*Southeast Missouri at Jacksonville State, 4:30 p.m.
*Morehead State at Tennessee State, 5 p.m.

Tuesday, December 21

*Murray State at UT Martin, 7 p.m.
*Eastern Kentucky at Tennessee State, 7:30 p.m.
*Morehead State at Austin Peay, 7:30 p.m.
*Southeast Missouri at Tennessee Tech, 7:30 p.m.
*Eastern Illinois at Jacksonville State, 7:45 p.m.

Wednesday, December 22

SIU Edwardsville vs. Longwood, 6:30 p.m.

Thursday, December 23

SIU Edwardsville vs. S.C. State/The Citadel,
1:30/4 p.m.

Monday, December 27

UT Martin at Ohio State, 4 p.m.

Tuesday, December 28

Kent State at Morehead State, 6 p.m.
Brescia at Austin Peay, 7 p.m.

Wednesday, December 29

UT Martin at Tennessee, 6 p.m. (CSS)
Tennessee State at Middle Tennessee, 7 p.m.
Southeast Missouri at SMU, 7 p.m.
Jacksonville State at South Carolina, TBA

Thursday, December 30

Binghamton at Morehead State, 6 p.m.
Crowley's Ridge College at Tennessee Tech, 7 p.m.
SIU Edwardsville at Murray State, 7:30 p.m.

Friday, December 31

Eastern Kentucky at Georgia, 1 p.m.
(Fox Sports South)
Eastern Illinois at Western Michigan, 1 p.m.

Sunday, January 2

Eastern Kentucky at Georgia Southern, 1 p.m.
College of Charleston at Morehead State, 3:30 p.m.
Bluefield College at Tennessee Tech, 4 p.m.
Tennessee State at Memphis, TBA

Monday, January 3

SIU Edwardsville at Ball State, 6 p.m.
Chattanooga at Austin Peay, 7 p.m.
Anderson College at Eastern Illinois, 7 p.m.
*UT Martin at Southeast Missouri, 7 p.m.

Thursday, January 6

*Jacksonville State at Eastern Kentucky, 6:30 p.m.
*Tennessee Tech at Morehead State, 6:45 p.m.
*Tennessee State at Murray State, 7:30 p.m.

Saturday, January 8

*Austin Peay at Murray State, 11 a.m.
(ESPNU)
*Tennessee Tech at Eastern Kentucky, 6 p.m.
*Eastern Illinois at Southeast Missouri, 6 p.m.
*Tennessee State at UT Martin, 6 p.m.
*Jacksonville State at Morehead State, 6:30 p.m.
South Dakota at SIU Edwardsville, 7 p.m.

Monday, January 10

*Austin Peay at UT Martin, 7 p.m.

Tuesday, January 11

SIU Edwardsville at IPFW, 7 p.m.

Thursday, January 13

*Eastern Kentucky at Eastern Illinois, 7:30 p.m.
*Morehead State at Southeast Missouri, 7:30 p.m.
*UT Martin at Tennessee Tech, 7:30 p.m.
*Murray State at Jacksonville State, 7:45 p.m.

Saturday, January 15

*Austin Peay at Tennessee State, 3 p.m. (ESPNU)
*Eastern Kentucky at Southeast Missouri, 4 p.m.
*UT Martin at Jacksonville State, 4:30 p.m.
*Morehead State at Eastern Illinois, 6 p.m.
*Murray State at Tennessee Tech, 7:30 p.m.

Tuesday, January 18

Eastern Kentucky at SIU Edwardsville, 7 p.m.

Thursday, January 20

*Southeast Missouri at UT Martin, 7 p.m.
*Jacksonville State at Tennessee State, 7:30 p.m.
*Tennessee Tech at Austin Peay, 7:30 p.m.
*Eastern Illinois at Murray State, 7:30 p.m.
SIU Edwardsville at Northwestern, TBA
TBD Wild Card TV Game on ESPNU (6 p.m.)

Saturday, January 22

*Eastern Kentucky at Morehead State, Noon
(ESPNU)
*Eastern Illinois at UT Martin, 6 p.m.



*Jacksonville State at Austin Peay, 7:30 p.m.
***Southeast Missouri at Murray State, 7:30 p.m.**
 *Tennessee Tech at Tennessee State, 7:30 p.m.

Monday, January 24

Morehead State at Ball State, 6 p.m.
 UT Martin at SIU Edwardsville, 7 p.m.

Wednesday, January 26

Murray State at SIU Edwardsville, 7 p.m.

Thursday, January 27

*Austin Peay at Eastern Kentucky, 6:30 p.m.
 *Tennessee State at Morehead State, 6:45 p.m.
 *Tennessee Tech at Eastern Illinois, 7:30 p.m.
***Jacksonville State at Southeast Missouri, 7:30 p.m.**

Saturday, January 29

*Austin Peay at Morehead State, 6 p.m.
 *Jacksonville State at Eastern Illinois, 6 p.m.
 *Tennessee State at Eastern Kentucky, 6 p.m.
***Tennessee Tech at Southeast Missouri, 6 p.m.**
 Greenville at SIU Edwardsville, 7 p.m.
 *UT Martin at Murray State, 7:30 p.m.

Tuesday, February 1

Southeast Missouri at SIU Edwardsville, 8 p.m.

Thursday, February 3

SIU Edwardsville at South Dakota, 7 p.m.
 *UT Martin at Austin Peay, 7:30 p.m.
 *Murray State at Tennessee State, 7:30 p.m.
 *Eastern Kentucky at Tennessee Tech, 7:30 p.m.
 *Morehead State at Jacksonville State, 7:45 p.m.
 TBD Wild Card TV Game on ESPNU (8 p.m.)

Saturday, February 5

*Eastern Kentucky at Jacksonville State, 4:30 p.m.
***Southeast Missouri at Eastern Illinois, 6 p.m.**
 *Murray State at Austin Peay, 7:30 p.m.
 *UT Martin at Tennessee State, 7:30 p.m.
 *Morehead State at Tennessee Tech, 7:30 p.m.

Monday, February 7

*Murray State at Eastern Illinois, 7 p.m.
 *Austin Peay at Tennessee Tech, 7 p.m.
 *Tennessee State at Jacksonville State, 7 p.m.

Thursday, February 10

***Southeast Missouri at Eastern Kentucky, 6:30 p.m.**
 *Eastern Illinois at Morehead State, 6:45 p.m.
 *Tennessee Tech at Murray State, 7:30 p.m.
 *Jacksonville State at UT Martin, 7:30 p.m.

Saturday, February 12

*Tennessee Tech at UT Martin, 6 p.m.
 *Eastern Illinois at Eastern Kentucky, 6 p.m.
***Southeast Missouri at Morehead State, 6:15 p.m.**
 Robert Morris at SIU Edwardsville, 7 p.m.
 *Tennessee State at Austin Peay, 7:30 p.m.
 *Jacksonville State at Murray State, 7:30 p.m.

Monday, February 14

*Tennessee State at Tennessee Tech, 7 p.m.

Tuesday, February 15

*UT Martin at Eastern Illinois, 7 p.m.
 *Austin Peay at Jacksonville State, 7 p.m.

Wednesday, February 16

*Morehead State at Eastern Kentucky, 6 p.m.
***Murray State at Southeast Missouri, 7 p.m.**

Saturday, February 19

ESPN BracketBusters

Home Teams: Murray State, Southeast Missouri, Tennessee State, Tennessee Tech, UT Martin

Away Teams: Austin Peay, Eastern Illinois, Eastern Kentucky, Jacksonville State, Morehead State

Tuesday, February 22

Tennessee Tech at SIU Edwardsville, 8 p.m.

Thursday, February 24

*Eastern Kentucky at UT Martin, 5:30 p.m.
 Hannibal-LaGrange at SIU Edwardsville, 7 p.m.
 *Eastern Illinois at Austin Peay, 7:30 p.m.
***Southeast Missouri at Tennessee State, 7:30 p.m.**
 *Morehead State at Murray State, 8 p.m.
 (ESPNU)

Saturday, February 26

*Morehead State at UT Martin, 6 p.m.
***Southeast Missouri at Austin Peay, 7:30 p.m.**
 *Eastern Illinois at Tennessee State, 7:30 p.m.
 *Eastern Kentucky at Murray State, 7:30 p.m.
 *Jacksonville State at Tennessee Tech, 7:30 p.m.

Wednesday, March 2

OVC Tournament First Round, 6 p.m. & 8 p.m.
 (Municipal Auditorium - Nashville, Tenn.)

Thursday, March 3

OVC Tournament Quarterfinals, 6 p.m. & 8 p.m.
 (Municipal Auditorium - Nashville, Tenn.)

Friday, March 4

OVC Tournament Semifinals, 6 p.m. & 8 p.m.
 (TV: ESPNU)
 (Municipal Auditorium - Nashville, Tenn.)

Saturday, March 5

OVC Tournament Championship, 7 p.m.
 (TV: ESPN2)
 (Municipal Auditorium - Nashville, Tenn.)

* - Denotes OVC contest

All Times Central; dates and times subject to change

All OVC Contests (as well as home non-conference matchups) available Live and On-Demand on OVCSports.TV

2010-11 ESPNU/ESPN2 Television Schedule

Saturday, January 8

Austin Peay at Murray State, 11 a.m., CT (ESPNU)

Saturday, January 15

Austin Peay at Tennessee State, 3 p.m., CT (ESPNU)

Thursday, January 20

Wild Card Game (Teams TBD), 6 p.m., CT (ESPNU)

Potential Wild Card Games

Southeast Missouri at UT Martin

Jacksonville State at Tennessee State
 Tennessee Tech at Austin Peay
 Eastern Illinois at Murray State

Saturday, January 22

Eastern Kentucky at Morehead State, Noon, CT (ESPNU)

Thursday, February 3

Wild Card Game (Teams TBD), 8 p.m., CT (ESPNU)

Potential Wild Card Games

UT Martin at Austin Peay

Murray State at Tennessee State
 Eastern Kentucky at Tennessee Tech
 Morehead State at Jacksonville State

Thursday, February 24

Morehead State at Murray State, 8 p.m., CT (ESPNU)

Friday, March 4

OVC Tournament Men's Semifinal #1, 6 p.m., CT (ESPNU)
 OVC Tournament Men's Semifinal #2, 8 p.m., CT (ESPNU)

Saturday, March 5

OVC Tournament Men's Championship, 7 p.m., CT (ESPN2)





2011 OVC BASKETBALL TOURNAMENT



The Ohio Valley Conference Men's and Women's Basketball Tournaments return to the Municipal Auditorium in 2011 with a new merit-based format.

The combined men's and women's championship has been held at Municipal Auditorium five previous times: 1994, 1995, 1996, 2004 and 2008. The men also held its championship at the venue in 1989.

Starting with the 2011 Championships, all eight men's and all eight women's teams that qualify for the tournament field will

gather at a single site for the entire tournament. Previously first round games were played on campus sites with the semifinals and finals being held in Nashville.

The bracket also shifts from a traditional 1 vs. 8, 2 vs. 7, etc. format to a merit-based format that rewards the top teams during the regular season with byes into the quarterfinals and semifinals. Starting in 2011, the first round of each men's and women's tournament will feature the No. 5 seed against the No. 8 seed and the No. 6 seed against the No. 7 seed. The winners of those games will advance to the quarterfinals to face the No. 3 and No. 4 seeds (who received a bye). The winners of those quarterfinal matchups will advance to the semifinals to face the No. 1 and No. 2 seeds (who received a pair of byes).

The move to Municipal Auditorium keeps the championships in Nashville, a place where they have been held 16 times in the last 17 years. The only year the tournaments have not been held in Nashville during that stretch was 2002.

The 2011 Championship marks the 48th time the men's event has been held, making it the fourth oldest Division I championship in the country (behind only the Southern, ACC and SEC).

Future OVC Basketball Tournament dates include Feb. 29-March 3, 2012, March 6-9, 2013 and March 5-8, 2014.

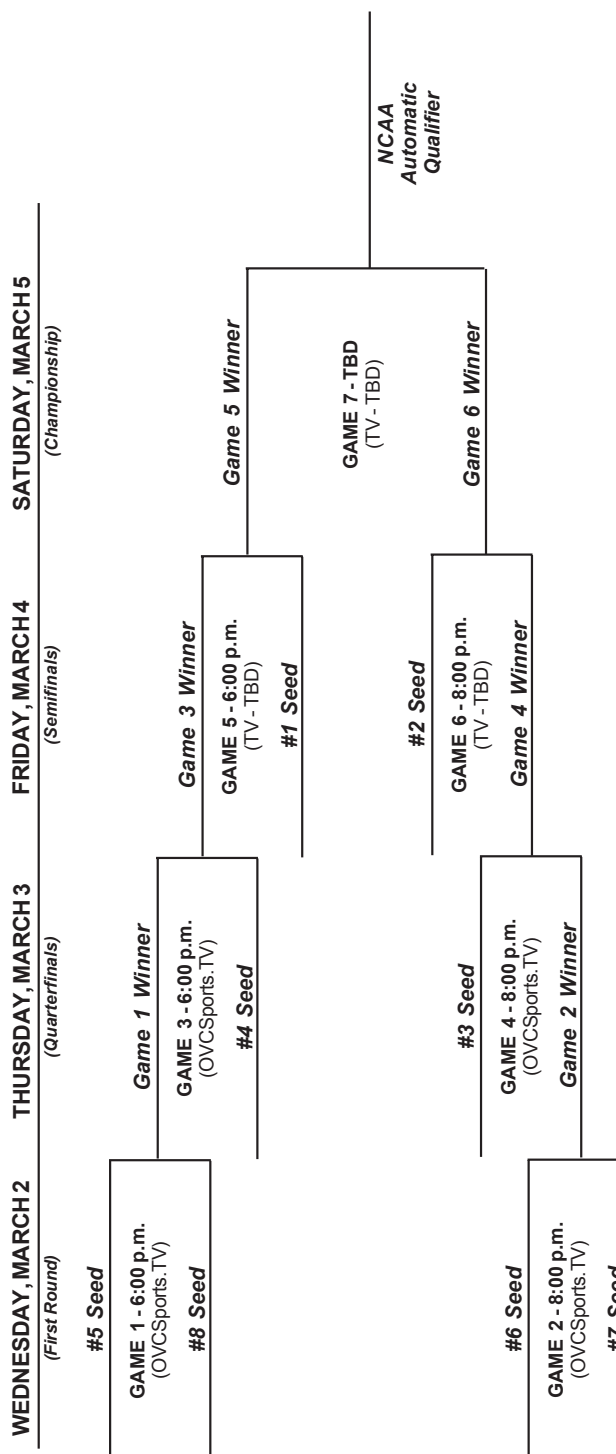




2011 Ohio Valley Conference
Basketball Tournaments
March 2-5
Municipal Auditorium
Nashville, Tennessee



Men's Bracket





2011 OVC BASKETBALL TOURNAMENT INFORMATION

Nashville Municipal Auditorium

The Nashville Municipal Auditorium was designed and built in 1962 to satisfy Middle Tennessee's need for a multi-purpose facility that could handle a diversity of events with equal ease. For more than three decades, it has done just that, hosting everything from concerts and circuses, auto shows to evangelical crusades, and trade shows to touring extravaganzas. The Auditorium has two levels, including a 9,654 seat arena with entrance on Fourth Avenue and a 63,000 square foot exhibition hall with the entrance on Gay Street. For family events, such as concerts and ice shows, the Nashville Auditorium offers a well-equipped arena with total reserved seating for 9,654. The arena floor can also serve as an ice rink suitable for hockey, skating competitions and shows. A full-size Di Natale Championship basketball court can be set for high school, college or professional games.



New Merit-Based Format in 2011

All eight men's and all eight women's teams that qualify for the Ohio Valley Conference Tournament will gather at a single site for the entire tournament. Previously, first round games were played on campus sites with the semifinals and finals being held in Nashville, Tenn. The bracket also shifts from a traditional 1 vs. 8, 2 vs. 7, etc. format to a merit-based format that rewards the top teams during the regular-season with byes into the quarterfinals and semifinals. Starting in 2011, the first round of both the men's and women's tournaments will feature the No. 5 seed against the No. 8 seed and the No. 6 seed against the No. 7 seed. The winners of those games will advance to the quarterfinals to face the No. 3 and No. 4 seeds (who received a bye). The winners of those quarterfinal matchups will advance to the semifinals to face the No. 1 and No. 2 seeds (who received a pair of byes).

OVC Tournament Television Schedule

The Semifinal and Championship games of the 2011 Ohio Valley Conference Tournament will be televised on ESPNU and ESPN2, respectively. On Friday, March 4, the Men's Semifinal #1 (6 p.m., CT) and Men's Semifinal #2 (8 p.m., CT) will be aired on ESPNU. On

Saturday, March 5, the OVC Men's Tournament Championship will be televised on ESPN2 at 7 p.m., CT.

Media Credentials

Media must request credentials for the 2011 Ohio Valley Conference Men's Basketball Tournament online at OVCSports.com. The league's website is the official headquarters for all OVC Tournament information.

Directions to Municipal Auditorium

From Franklin/Brentwood via I-65N, take exit 82A to merge onto I-40 W/I-65 N toward Louisville/Memphis. Take exit 209 (Church St/Charlotte Ave). Go straight to the third stop light and turn right onto Charlotte Ave. Go down Charlotte to 5th Ave North and turn left at the stop light onto 5th Ave North. The Auditorium will be on your right.

From Goodlettsville via I-65S, continue onto I-24E following signs for Chattanooga/Knoxville. Take exit 48, James Robertson Parkway. Stay straight to go onto Interstate Drive. Turn right onto James Robertson Parkway and cross the Victory Memorial Bridge. The Auditorium is located on your left at the fourth stop light after you cross the bridge.

From Clarksville, via I-24E, take exit 48, James Robertson Parkway. Stay straight to go onto Interstate Drive. Turn right onto James Robertson Parkway and cross the Victory Memorial Bridge. The Auditorium is located on your left at the fourth stop light after you cross the bridge.

From Murfreesboro, via I-24W, take exit 48, James Robertson Parkway. Bear to your right onto the parkway and cross the Victory Memorial Bridge. The Auditorium is located on your left at the fourth stop light after you cross the bridge.

From Lebanon via I-40W, take a slight right onto I-24W. Take exit 48, James Robertson Parkway towards the State Capitol and cross the Victory Memorial Bridge. The Auditorium is located on your left at the fourth stop light after you cross the bridge.

From Memphis via I-40E, take exit 209 (Charlotte Ave). Turn left at the stop light at the end of the ramp onto Charlotte Avenue. Travel down Charlotte to 5th Ave North and turn left at the stoplight on 5th Avenue. The Auditorium will be on your right.

Ticket Information

Combined All-Session Ticket

(Access to 7 men's and 7 women's games -- men's tickets are reserved; women's tickets are general admission)

Before January 1 - \$60

(floor and mezzanine levels)

***if purchased through institution ticket offices.**

After January 1 - \$80

(floor and mezzanine levels)

***at Municipal Auditorium box office or at institution box office after January 1.**

Men's Single-Session Ticket - \$30

Women's Single-Session Ticket - \$15





THIS IS SOUTHEAST



At Southeast Missouri State University, we are committed to providing you with the programs and services you need to become a truly successful student.

Our academics combine the best of old traditions with technology of the future. Career training and broad-based liberal arts education emphasize writing and critical thinking, which are required in all occupations. In addition, hands-on learning opportunities and internships in every major prepare you for your first job.


With more than 1,600 undergraduate courses, we teach everything from the classics to robotics. This extensive curriculum offers unique opportunities—pre-medical students take fine arts courses; musicians confront computers; nutrition majors crunch numbers in statistics courses and scientists play the trombone.

Across the curriculum, technology enhances learning—in language labs, in the management of stock portfolios, in practicing the latest nursing techniques, in chemistry, in graphic design, in education, in sophisticated science labs and at the new River Campus.

You may choose from more than 200 areas of study and many programs that have additional, prestigious accreditations from national and international organizations. This is important because it means you can study a variety of subjects, choose from numerous majors, and meet people who are pursuing a range of interesting careers. Unlike a liberal arts institution or an engineering school whose mission is very specific, you can stay at Southeast and change your mind about your major or enhance your career potential by adding a double or even a triple major.

With an enrollment of nearly 11,000, our academic programs blend the advantages of a large institution with an emphasis on small class sizes that makes learning interactive and fun. Classroom activity has reached a new level of productivity, as students are brighter and more prepared than ever. Enrollment is at an all-time high. ACT scores are up. In addition, the number of students who qualify for (and receive) a Southeast merit scholarship has grown by 44 percent (340 to 490) in the last five years.

The impact on the Honors Program has been dramatic with more students than ever choosing to participate in and to complete the honors curriculum. All of this means that Southeast has become Missouri's most academically competitive public regional university!



Connecting Students with Employers

That's what the
Office of Career Linkages
does!



Explore Missouri's Most Academically Competitive Public Regional University.

We have...

- ▶ Controlled class sizes (25-30 even in the freshman year)
- ▶ Faculty with PhDs who teach your classes
- ▶ More than 200 areas of study
- ▶ Wired (and wireless) classrooms and best-of-class technology
- ▶ Internships and real-world learning offered in 100 percent of programs
- ▶ Study-abroad opportunities that take you almost anywhere

We are...

- ▶ Division I athletics
- ▶ Listed among the Midwest's top universities
- ▶ One of the safest college campuses in the nation
- ▶ Conveniently located 120 miles south of St. Louis
- ▶ A medium-sized university with nearly 11,000 students
- ▶ Comprised of nine colleges and schools

We provide...

- ▶ Choices in the University Studies (general education) classes you take
- ▶ The newest residence halls in Missouri and choices in living
- ▶ 150 organizations that keep you busy after class
- ▶ Each student with two advisors—academic and career
- ▶ Fraternities and sororities that are productive, service-minded and fun
- ▶ Student aquatic center in one of our two recreation centers

U.S. News & WORLD REPORT

U.S. News & World Report (2009 edition) named Southeast as one of the "Best Master's-Granting Colleges" among only 21 other public Midwest universities.

Small classes are a priority at Southeast. Less than 1 percent of courses seat more than 50 students, with the majority of first-year courses capped at 25 to 30 students.

Students say the most important reason they attend college is to get a better job. To prepare you for your career, all Southeast students have two advisors: academic and career.

Building on that combination, we take career preparation to a new level. With proficiency checks in place, we ensure you graduate with the knowledge and skills to land your dream job.

Here's how it works. You first

complete a FOCUS assessment to match your interests with your skills and talents. Afterward, you sit down with one of a half-dozen career counselors to discuss your goals and options.

You learn to prepare a resume and cover letter, as well as how to find employers and conduct effective interviews. Later in your program, our team of professionals, including a full-time campus internship coordinator and

a career specialist located in St. Louis, helps you identify internships and career opportunities.

Before you know it, you will graduate and earn that first paycheck!

The Bottom Line. Our proactive approach works and has attracted the attention of others in our state and around the country. Our students graduate with confidence and with the tools to start their careers.





Donald L. Harrison College of Business



Our increasingly popular business programs have made us one of the major colleges of business in the Midwest. The Donald L. Harrison College of Business is accredited by AACSB International—the gold standard of business school accreditation—an honor held by only 10 percent of institutions offering business degrees worldwide.

Unlike many universities, our controlled class size lets you learn from faculty who provide personal attention to make your college career productive. Few universities our size—10,800 students overall—offer you a business program with only 21 students per professor in business classes. You get a virtually private education at a public university price.

The combination of expert faculty, the latest technology and our spacious business building combine

to give you the best college experience. Teaching and learning extend beyond desktop computers to anytime, anyplace, anywhere via iPods, laptops and other wireless devices. Class materials are accessed through podcasting/vodcasting in MP3, MP4, RSS or Atom formats, with new technologies developing rapidly. Dempster Hall is a wireless Internet environment.

One hundred percent of our students have the opportunity to participate in internship programs with companies nationwide and are an important part of our curriculum. Active learning occurs throughout your time here. Students work on team projects with local and regional companies, manage a real-life financial portfolio, and visit the New York Stock Exchange or the Chicago Board of Trade, as well as participate in the International Business Study Tour.

College of Education



For more than a century, Southeast has been preparing and sustaining some of the nation's brightest and best teachers. Moreover, we have a record of accomplishment to prove it. Consider these accolades received over the years:

Our education program is fully accredited by the National Council of Teacher Education (NCATE), which sets the highest standards for teacher education programs nationwide.

The American Association of State Colleges and Universities (AASCU) featured Southeast as one of 20 national model programs.

Our program was accepted into the prestigious Renaissance Group of Institutions.

The American Association of Colleges for Teacher Education (AACTE) presented the college with the "Best Practice Award for Global and International Teacher Education."

Southeast is one of only 33 institutions nationwide

selected to be part of the White House Conference on Education, an honor no other Missouri institution has received.

Because you begin assisting and observing in area classrooms starting in your first year, you accumulate more teaching practice and knowledge than graduates from other universities. This approach gives you a distinct advantage in the job market. It also gives you confidence as you step into the classroom for your first job.

You experience a variety of teaching settings culminating with a full semester of student teaching during your senior year—not the traditional 8 or 9 weeks, but 16 full weeks of actual on-the-job training. This experience can be in one of more than 50 countries in Asia, Latin America, Africa, Europe, the South Pacific and the Middle East, or in a Native American school in the United States. Of course, you can request to student teach in your hometown or somewhere nearby.



College of

Health and Human Services



College of

Liberal Arts



A strength of the College of Health and Human Services is the fact that, although there are diverse academic offerings, all programs potentially lead to a career that significantly and positively impact the lives of individuals and families. The college is comprised of the following academic program areas:

Aerospace Studies is one of three such programs in Missouri. The Southeast Air Force ROTC has received the Air Force Outstanding Unit Award as one of the best ROTC units in the nation.

Communication Disorders provides students with a broad-based theoretical foundation in communication disorders. The graduate program in speech-language pathology is accredited by the Council of Academic Accreditation of the American Speech-Language-Hearing Association.

Criminal Justice and Sociology has an internship program for criminal justice majors which provides students with an opportunity to observe professionals in their fields and with practical job experience. The Sociology Program offers both the bachelor of arts and bachelor of science degrees, as well as minors in sociology and criminology.

Health, Human Performance and Recreation offers a variety of programs that prepare professionals to make an impact on health throughout the lifespan.

Human Environmental Studies offers diverse programs to improve the quality of life of children, individuals and families.

Nursing offers students internships and clinical opportunities that give hands-on experience beginning their junior year. Our program is nationally accredited by the Commission on Collegiate Nursing Education. Social Work prepares students for beginning generalist social work practice. The final semester is spent in field practicum actually working with clients. The Social Work program at Southeast Missouri State University is fully accredited by the Council of Social Work Education.

An education in the liberal arts gives you broad-based training for careers in business, the arts, media, education and the legal profession.

Southeast joined 112 other institutions worldwide in securing prestigious mass communication program accreditation by the Accrediting Council on Education in Journalism and Mass Communications (ACEJMC). Only one other institution in Missouri, the University of Missouri-Columbia, has this elite accreditation.

In addition, our public relations program is one of only 20 institutions—none in Missouri—that holds certification by the Public Relations Society of America (PRSA). Only nine other institutions in the world have recognition from both ACEJMC and PRSA for their mass communication program.

Our certified historic preservation program is one of a few U.S. programs that offer a four-year degree. Foreign Languages is recognized by the Association of Departments of Foreign Languages as one of the nation's 30 model programs for foreign language education.

Our pre-law program provides a comprehensive foundation to study law. During the last five years, Southeast's pre-law students have exceeded the national LSAT average score, and their placement rate in law school approaches 100 percent.

If you are a budding author or simply love English, you will be surrounded by a world of writing and publishing when you become part of a campus community of writer-publishers. Anthropology majors explore what it means to be a human in cultures past and present. Philosophy majors contemplate theories of past and present as they build a foundation for non-technical careers or for law school. Surveys indicate oral and communication skills are a high priority for employers in today's workplace. Gain these skills in communication studies and corporate communications through courses in debate, public speaking and interpersonal communication, as well as leadership and team building.



College of

Science and Mathematics

Many of the jobs of tomorrow are yet to be discovered! Faculty and students are at the forefront of new technology, research and solutions to many of the world's health and wealth issues. Astronauts, biologists, chemists, computer scientists, engineers and health care professionals have a bright career outlook.

Personalized study and research are a feature of the biology curriculum. Pre-med is one of our most popular programs. Our curriculum is designed to prepare you for the MCAT (Medical College Admission Test). The results are definitive—our students are accepted to medical school at a rate that is well above the national average.

If you major in chemistry, you benefit from a degree program certified by the American Chemical Society. Southeast students consistently score at or above the 70th percentile on the Major Field Achievement Test in Chemistry.

Computer science and database management are

among the most rapidly growing fields of the future, and our graduates enjoyed a 100 percent placement rate over the past five years.

The Department of Mathematics at Southeast, in addition to preparing students for careers in pure and applied mathematics, also offers strong preparation for math-related careers in business, government and teaching.

Our environmental science program is interdisciplinary with areas of emphasis in biology, business, chemistry, environmental health, geoprocessing and soils, and policy and communication.

Our engineering physics program is nationally accredited by the Accrediting Board of Engineering and Technology (ABET), which greatly improves your employment opportunities. ABET is the sole accrediting body of engineering programs

School of

Polytechnic Studies



Southeast's School of Polytechnic Studies offers industrial and agricultural study. The Otto and Della Seabaugh Polytechnic Building features more than 80,000 square feet of classroom and laboratory space, an auditorium with teleconferencing and interactive television capabilities, fully networked computer labs, and an industrial space that serves training and research needs. You will learn with the latest high-tech equipment in 14 laboratories and in classrooms with multimedia instructional technology. A Technology Resource Center promotes interaction with area industries.

Agriculture students have labs such as the beautiful 252-acre David M. Barton Agriculture Research Center, utilizing the latest in row crop research and beef production technology. The 11,000-square-foot climate-controlled Charles L. Hutson Horticulture Greenhouse, a 110-acre rice research station, a new irrigated turf plots facility, a sustainable garden and a modern soil fertility laboratory also help students with hands-on learning.

Earl and Margie Holland School of

Visual and Performing Arts



Southeast's River Campus is Missouri's only separate campus dedicated exclusively to art, dance, music and theatre. Overlooking the Mississippi River, a Cultural Arts Center and transformed Seminary Building are now home to the Earl and Margie Holland School of Visual and Performing Arts.

Five interconnected art studios, two computerized looms and projected digital photography, as well as two presses in the printmaking studio give artists all that's needed for their creativity.

Performing in the Donald C. Bedell Performance Hall matches the standards of great theatres in New York and Chicago. Adjacent scene and costume shops, as well as dressing rooms, allow theatre and dance students to experience the broad world of theatre.

Music students enjoy 11 soundproof music studios and the Robert F. and Gertrude L. Shuck Music Recital Hall, a striking room with world-class acoustics.



Living on Campus

Living on campus is an integral part of the college experience. Students who live in one of Southeast's 13 residence halls eat their meals in one of nine dining areas, study in the lounges or computer labs, and sleep—when there's time!

Southeast's residence halls come in many different styles including community-style, suite-style, group living and apartments. Generally, students share a double room with a roommate. This arrangement gives new students opportunities to meet other students and to get to know the campus. Each floor or wing is staffed with a community advisor who is available to connect you to University resources.

You have many choices about where you will live including suite-style living with a private bath, walk-in closet and laundry facilities on each floor. Your residence has the necessary furniture, but the makeover begins when you make it your own with plants, posters, pictures, etc. Each room has access to long-distance telephone service, voicemail and 24-hour Internet access.

Dining on campus isn't just grabbing fast food and running—it can be a culinary experience! Students living in the residence halls can choose from dining areas open from early morning to midnight. There's always someplace to pick up a bagel, salad or pizza, or it can be an opportunity to enjoy a meal with friends and have a lively discussion about today's psychology lecture.



The University Center, Southeast's campus union, provides space for meetings, food service, a bookstore, computer labs and much, much more.



Enjoy a sub, a cup of cappuccino or a full course meal at one of nine dining and retail areas on campus.

Many consider Southeast's residence halls to be the best in Missouri.



Cheney Hall



Dearmont Hall



Henderson Hall



Myers Hall



Towers Complex



Vandiver Hall



New Hall



PRESIDENT DR. KENNETH W. DOBBINS



Dr. Kenneth W. Dobbins became the seventeenth president of Southeast Missouri State University on July 1, 1999, after serving in several positions in higher education administration both at Kent State University in Ohio and at Southeast.

During his tenure at Southeast, academic programs have been enhanced, including establishment of a School of Polytechnic Studies and the Earl and Margie Holland School of Visual and Performing Arts which opened in Fall 2007 on the new \$50 million River Campus. The Donald L. Harrison College of Business has been recognized for the last five years by a Princeton Review publication as one of the best business schools in the nation and GetEducated.com, a consumer watchdog group



that reviews and ranks online universities for cost, quality, and credibility has ranked Southeast Missouri State University #1 in the nation for affordability overall for its online MBA. The Department of Industrial and Engineering Technology recently received its initial ABET accreditation.

Enrollment has increased significantly since 1994 when some 7,900 students attended Southeast. In Fall 2005, enrollment topped 10,000 for the first time, and stood at more than 10,900 in 2009. Record enrollments in higher education have occurred in the University's 25-county service region during his tenure due to the establishment of new regional campuses in Sikeston and Kennett and a higher education center at Perryville serving place-bound students in and near those rural communities.

An innovation center and business incubator to promote entrepreneurship and enhance the region's economy opened on the campus in 2005; a University Technology Village is being planned on the 400-acre former University farm on Interstate-55 and the Department of Agriculture has relocated the farm to a new site; a comprehensive review of all academic and non-academic programs has been accomplished to maintain quality and minimize student fee increases in the face of significant state appropriation reductions; and capital construction projects totaling over \$200 million have been completed to expand and modernize the University's physical plant.

Dr. Dobbins has served a two-year term as president of the Missouri Council on Public Higher Education (COPHE), the organization for presidents and chancellors of Missouri's public colleges and universities. In 2007, he was selected to serve a three-year term on the American Association of State Colleges

and Universities (AASCU) Board of Directors. In 2008, he was elected Secretary-Treasurer of the organization, and currently serves as chair-elect of AASCU. For the past five years, he has served as one of five faculty members for the AASCU New Presidents' Academy. He previously served three years as president of the Ohio Valley Conference and is currently a member of the Conference finance subcommittee. In addition, he is a vice president of the executive board of the Greater St. Louis Council, Boy Scouts of America.

He earned his B.S. degree in accounting from the University of Akron (Ohio) in 1971 and served as a commissioned officer and civilian executive in the U.S. Air Force for almost 10 years. He received the M.B.A. degree in 1979 from Old Dominion University (Virginia), and the Ph.D. in

higher education administration in 1987 from Kent State. He is also a Certified Public Accountant in Ohio.

From 1981 until 1991, Dr. Dobbins held several positions at Kent State. He came to Southeast in 1991 as Vice President for Finance and Administration, and served as Executive Vice President from July 1993 until his appointment as President six years later.

Dr. Dobbins and his wife, Jeanine Larson Dobbins, Founder and Director Emeritus of the Missouri Statewide Early Literacy Intervention Program based at Southeast, have a son, Paul, and a daughter-in-law, Stacey, who are both Southeast graduates, and a new grandson, Lincoln Kenneth Dobbins.

Board of Regents




Donald "Brad" Bedell
President



Albert Spradling
Vice President



Daren Todd



Reginald Dickson



Doyle Privett



James P. Limbaugh



Brian Kelly
Student Member



All it takes is five minutes to see how determined John Shafer is to build on the success of the Southeast Missouri Department of Athletics.

Shafer has been at Southeast a little over a 18 months and a lot of exciting things have happened since he first took over as Director of Athletics on February 1, 2009.

Academics, administration, community service and competition are Shafer's main points of emphasis, and Redhawk athletic programs have excelled in those areas.

Academically, the Department's grade point average continues to improve. Currently, 55 percent of Southeast's student-athletes have a 3.0 or better grade point average. A total of 21 carry a perfect 4.0 GPA out of 331 student-athletes/spirit groups. Additionally, the Redhawk gymnastics team won three-straight National Academic Team Championships, with the last being in 2009.

Administratively, Shafer made his first impact when he announced Dickey Nutt as the Redhawks head men's basketball coach on March 12, 2009. Nutt revitalized the program in his first year at the helm.

Shafer also moved his administrative staff to a new location. The Director of Athletics, ticket, business, compliance, sports information, development and event management offices are now centrally located. These departments were housed in two areas prior to the move.

More importantly, Shafer continues to address the need to control costs, find new ways to generate revenue and re-organize/modernize the Department of Athletics in order to be consistent with the best practices around the Ohio Valley Conference and across the country.

Compliance and facilities are also at the top of Shafer's list. Shafer is providing more support in the compliance area which has enabled his staff to monitor and help coaches as it relates to following NCAA guidelines. In addition, he is continuously reviewing and monitoring facility upgrades. For instance, a new sound system was recently installed at Houck Stadium.

Shafer's tireless efforts have spread throughout the community, where his athletic teams are always visible.

The volleyball program raised over \$12,000 in this year's Dig For Life campaign -- a partnership with Saint Francis Medical Center -- which assists in the early detection and treatment of breast cancer. The Department of Athletics also helped raise money for the American Red Cross Haiti Relief and Development Fund. In addition, Shafer helped raise over \$10,000 for the Southeast Athletics Scholarship Fund at the 2010 Walk for Women's Athletics.

Shafer, 64, has worn many different hats throughout his career in college athletics.

He last served as a Director of Athletics at Eastern Kentucky University in 2003-04. In just one year, Shafer helped ECU establish a new academic record when 188 student-athletes were named Colonel Scholars. ECU also finished second for the Ohio Valley Conference Academic Award, as its men's programs nabbed the league's All-Sports Trophy and its women's teams garnered a share of that award. The Colonels, who won their first All-Sports Trophy since the mid-1990s, won conference titles in women's cross

country and softball during that year.

Prior to his tenure at ECU, Shafer held a number of positions in the Southeastern Conference. He was the Director of Athletics at Mississippi from 1998-02, Senior Associate Athletics Director at the University of Georgia from 1982-98, Assistant Athletic Director for Business at Vanderbilt from 1981-82 and Assistant Business Manager, Football Administrative Assistant and Assistant Baseball Coach at Auburn.

While Shafer was at Ole Miss, the Rebels became the only Division I school in the nation to go to a football bowl game, men's basketball "Sweet Sixteen" and NCAA Baseball Regional in 2001. Shafer began a capital campaign that raised more than \$6 million for expansion and renovations to the school's athletic facilities.

At Georgia, Shafer worked under Director of Athletics and legendary football coach Vince Dooley. He coordinated and oversaw all men's and women's conference and NCAA events which the Bulldogs hosted. Shafer

also served as the liaison between the Atlanta Olympic Committee and the University of Georgia for the 1996 Summer Olympics. Responsibilities for that position included scheduling, supervising ticket operations, preparing a budget of more than \$23 million and managing its entire insurance program.

A native of Alexandria, Va., Shafer earned both his bachelor's degree in health, physical education and recreation, and master's degree in physical education from Auburn. After earning All-SEC honors as a shortstop, Shafer went on to play professional baseball in the Kansas City Royals organization from 1969-70.

Shafer and his wife, Dianne, celebrated their 40th Wedding Anniversary last December. They have a son, Michael, daughter-in-law, Erin, and two granddaughters, Sophie (6) and Summer (4). Michael, a 1994 graduate and former basketball player at William and Mary, is currently the head women's basketball coach at the University of Richmond.





TRAVEL ARRANGEMENTS

UAB (Nov. 13)

Hilton Doubletree
808 South 20th Street
Birmingham, AL 35205
Phone: (205) 933-9000
Fax: (205) 933-0920



Florida Gulf Coast (Nov. 16)

Hilton Garden Inn Airport
16410 Corporate Commerce Way
Fort Myers, FL 33913
Phone: (239) 210-7200
Fax: (239) 210-7201



UMKC (Nov. 20)

Marriott Country Club
4445 Main Street
Kansas City, MO 64111
Phone: (816) 531-3000
Fax: (816) 531-3007



Arkansas (Nov. 24)

Embassy Suites
3303 Pinnacle Hills Parkway
Rogers, AR 72758
Phone: (479) 254-8400
Fax: (479) 845-2001



Iowa State (Dec. 6)

Hilton Garden Inn
1325 Dickinson Ave.
Ames, IA 50014
Phone: (515) 598-4102
Fax: (515) 233-8001



Jacksonville State (Dec. 19)

Hampton Inn
1041 JD&L Drive
Jacksonville, AL 36265
Phone: (256) 782-0330
Fax: (256) 782-0336



Tennessee Tech (Dec. 21)

Fairfield Inn & Suites
1200 Sams Street
Cookeville, TN 38506
Phone: (931) 854-1050
Fax: (931) 854-1059



SMU (Dec. 29)

Hilton Dallas/Park Cities
5954 Luther Lane
Dallas, TX 75225
Phone: (214) 368-0400
Fax: (214) 691-3157



UT Martin (Jan. 20)

Hampton Inn
5575 Skyhawk Parkway
Martin, TN 38237
Phone: (731) 587-5800
Fax: (731) 587-0533



Murray State (Jan. 22)

Hampton Inn
1415 Lowes Drive
Murray, KY 42071
Phone: (270) 767-2226
Fax: (270) 767-2220



SIU Edwardsville (Feb. 1)

Doubletree
1000 Eastport Plaza Drive
Collinsville, IL 62234
Phone: (618) 345-2800
Fax: (618) 345-9804



Eastern Illinois (Feb. 5)

Holiday Inn Express
121 Swords Drive
Mattoon, IL 61938
Phone: (217) 235-2060
Fax: (217) 235-2061



Eastern Kentucky (Feb. 10)

Jameson Inn
1007 Colby Taylor Drive
Richmond, KY 40475
Phone: (859) 623-0063
Fax: (859) 623-7430



Morehead State (Feb. 12)

Hampton Inn
500 Hampton Way
Morehead, KY 40351
Phone: (606) 780-0601
Fax: (606) 780-0603



Tennessee State (Feb. 24)

Doubletree Hotel Nashville-Downtown
315 4th Avenue North
Nashville, TN 37219
Phone: (615) 244-8200
Fax: (615) 747-4894




Austin Peay (Feb. 26)

Courtyard Marriott
155 Fair Book Place
Clarksville, TN 37040
Phone: (931) 551-4480
Fax: (931) 551-4787

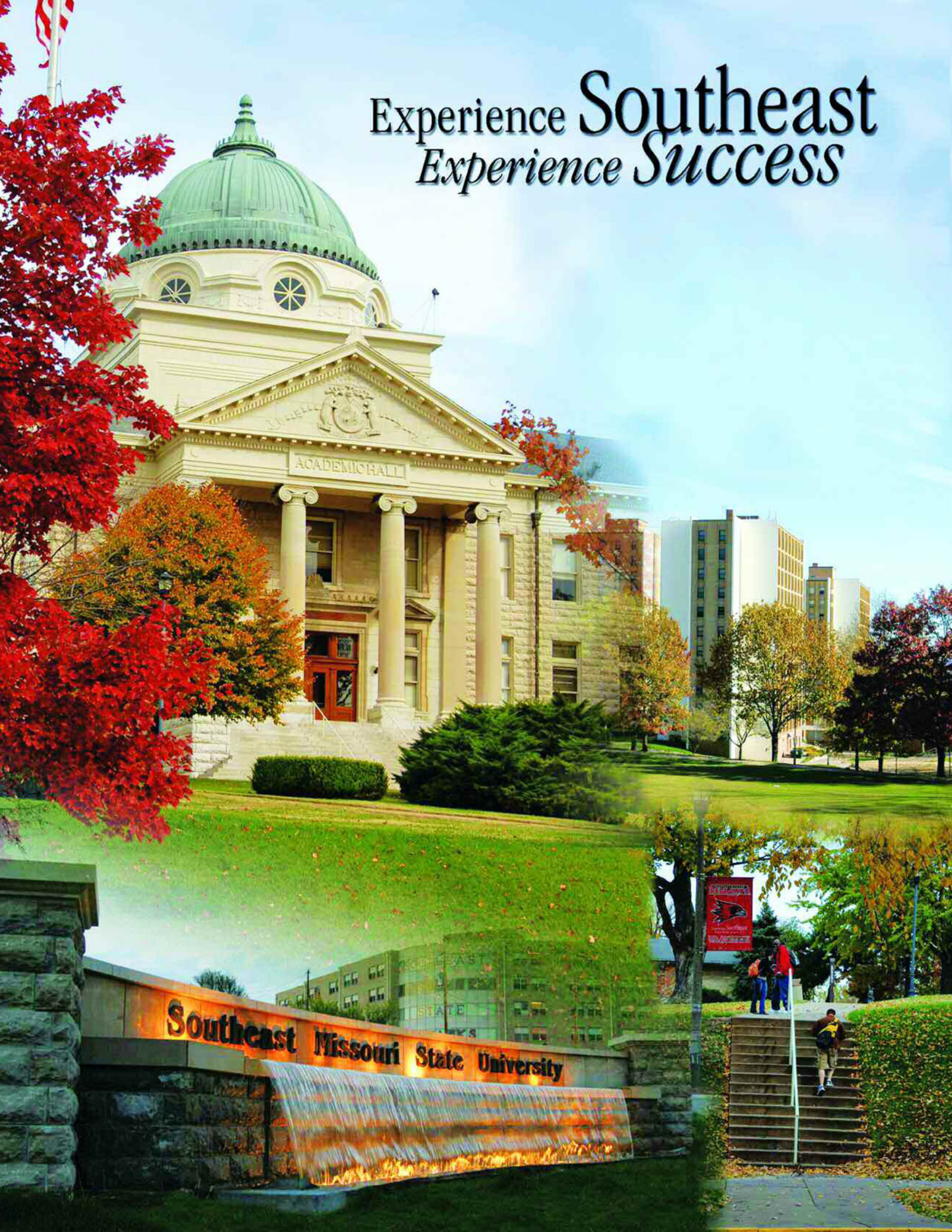


OVC Tournament (Mar. 2-5)

Doubletree Hotel Nashville-Downtown
315 4th Avenue North
Nashville, TN 37219
Phone: (615) 244-8200
Fax: (615) 747-4894



Experience Southeast *Experience Success*





2010-2011 SCHEDULE

NOV. 6	OUACHITA BAPTIST (Exhibition)
NOV. 9	HENDERSON STATE (Exhibition)
Nov. 13	UAB
Nov. 16	Florida Gulf Coast
Nov. 20	UMKC
NOV. 22	GRAMBLING STATE
Nov. 24	Arkansas
NOV. 27	ARKANSAS STATE
DEC. 2	AUSTIN PEAY*
DEC. 4	TENNESSEE STATE*
Dec. 6	Iowa State
Dec. 8	Southern Illinois
DEC. 11	HANNIBAL-LAGRANGE COLLEGE
Dec. 19	Jacksonville State*
Dec. 21	Tennessee Tech*
Dec. 29	SMU
JAN. 3	UT MARTIN*
JAN. 8	EASTERN ILLINOIS*
JAN. 13	MOREHEAD STATE*
JAN. 15	EASTERN KENTUCKY*
Jan. 20	UT Martin*
Jan. 22	Murray State*
JAN. 27	JACKSONVILLE STATE*
JAN. 29	TENNESSEE TECH*
Feb. 1	SIU Edwardsville
Feb. 5	Eastern Illinois*
Feb. 10	Eastern Kentucky*
Feb. 12	Morehead State*
FEB. 16	MURRAY STATE*
FEB. 19	ESPN BRACKETBUSTER
Feb. 24	Tennessee State*
Feb. 26	Austin Peay*
March 2-5	OVC Tournament (Nashville, Tenn.)

7 P.M.
 7 P.M.
 7 p.m.
 6:05 p.m.
 7:05 p.m.
 7 P.M.
 7 p.m.
 4 P.M.
 7:30 P.M.
 6 P.M.
 7 p.m.
 7:05 p.m.
 4 P.M.
 4:30 p.m.
 7:30 p.m.
 7 p.m.
 7 P.M.
 6 P.M.
 7:30 P.M.
 4 P.M.
 7 p.m.
 7:30 p.m.
 7:30 P.M.
 6 P.M.
 8 p.m.
 6 p.m.
 6:30 p.m.
 6:15 p.m.
 7 P.M.
 TBA
 7:30 p.m.
 7:30 p.m.

Home games in **BOLD**
* Conference Game

(866) SEMO TIK (736-6845)
GoSoutheast.com

