



SOUTHEAST MISSOURI STATE REDHAWKS

PRIDE

WHAT WILL YOU BRING?



**REDHAWKS
VOLLEYBALL
2016 MEDIA GUIDE**



**DO
YOU
HAVE
THE
WILL
TO**

**serve all
community
members?**



**SOUTHEAST MISSOURI
STATE UNIVERSITY • 1873**

Southeast Missouri State REDHAWKS

TABLE OF CONTENTS

Intro to Redhawk Volleyball

Media Information	4-5
Houck Field House.....	6-7
Academic Excellence.....	8-9
Social Development.....	10-11
Competative Success.....	12-13
Sports Medicine.....	14-15
President Dr. Carlos Vargas.....	16-17
Director of Athletics Brady Barke	18-19
Mission Statement.....	20

Season Preview

Season Outlook	22-24
2016 Schedule.....	25
2016 Roster Breakdown	26-27
TV/Radio Roster	28

Coaching Staff

Head Coach Julie Yankus	29-30
Assistant Coach Nikki Buchholz.....	31-32
Assistant Coach Calaeb Campbell	33-34
Student Assistant Madalyn Werths	35

Player Profiles

Jade Mortimer	38-39
Katarina Rotta	40-41
Nzingha Clarke	42-43
Krissa Gearing.....	44-45
Jessica Lambert	46-47
Marie Less	48-49
Jessica McElderry	50-51
Keegan Fornoff	52-53
Madeline Grimm.....	54-55
Newcomers.....	56-57
Class Photos	58

2015 Review

2015 Overall Stats.....	60
2015 Conference Stats.....	61
2015 Results	62
2015 Match-by-Match Stats	63
2015 OVC Results and Leaders	64

2016 Opponents

2016 Opponents.....	66-70
2016 OVC Tournament Information	70



Records & History

Team & Match Records.....	72
Individual Season Records	73
Individual Career Records.....	74
Year-By-Year Coaching History.....	75
Former Head Coach Cindy Gannon	76
OVC Championships & Honors.....	77
OVC Players Of The Week	78
OVC Tournament History.....	79
Academic Acheivements.....	80
Hall of Fame	81-82
All-Time Series Results.....	83-90

Dig For Life

Dig For Life Campaign	92-93
-----------------------------	-------

This is the OVC

OVC History	106-112
OVC Staff	113
OVC Map & Members.....	114

This is Southeast

University Guide	116-121
Athletic Staff	122-124

CREDITS

The 2016 Southeast Missouri Volleyball Guide was written, edited and designed by Sports Information Assistant Dan Chesnut. Additional editorial and writing assistance by Jeff Honza, Sean Stevenson and Kevin Scanlon. Other design and graphics assistance provided by Tonya Wells and Krista Mayfield. Photography by Marc Mahnke, Keith Hente, Glenn Landberg, Sean Stevenson and Kevin Scanlon. Special thanks to opposing school sports information directors for submitting information to the opponents section of this publication.

Southeast Missouri State University accepts the sanctions announced by the National Collegiate Athletic Association (NCAA) in its investigation into the Southeast women's basketball program during the 2013-14 academic year.

Summary of the violations:

- (1) A former assistant women's basketball coach had multiple impermissible in-person, off-campus contacts and communications with two prospective women's basketball student-athletes, who were twin sisters, and their family.
- (2) The former assistant coach also provided the recruits and their family with at least \$178 in school apparel and accessories at no cost.
- (3) Further, the former assistant coach provided one of the recruits impermissible transportation and a meal.

A full list of penalties and corrective measures include:

- Public reprimand and censure for the university.
- One year of probation for the university from Feb. 12, 2016, through Feb. 11, 2017. • A two-year show-cause order for the former assistant coach from Feb. 12, 2016, through Feb. 11, 2018. If he seeks employment at an NCAA member school, he must be restricted from all recruiting activity.
- A reduction in the number of days the women's basketball coaches were allowed to recruit from 112 days to 74 in 2014-15. (Self-imposed by the university.)
- A reduction in the number of days the women's basketball coaches can recruit from 112 days to 91 in 2015-16.
- A limit of eight official visits during 2015-16.
- A \$5,000 fine.

MEDIA INFORMATION

Credentials

Credentials are required for access to press row or access to the floor (for photographers). To request season or single-game credentials, please contact the Southeast Missouri Sports Information Office by phone at (573) 651-2937 or email at dchesnut@semo.edu. Credentials can be picked up at the ticket desk inside Houck Field House.

Press Row

Press row inside Houck Field House is located on the south side of the facility in the spectator area. Caution when using equipment is needed as press row is elevated above court level. Professional conduct is expected at all times. Cheering or outward expression is inappropriate.

Photographers

Please observe NCAA regulations and shoot from the designated areas. Photographers must display their credentials at all times.

Postgame Procedure

The Southeast Missouri sports information staff will make coach Yankus and requested student-athletes available to the media at the conclusion of each game. For interviews with opposing coaches and players, please make arrangements with the visiting sports information director before the end of the game.



StatBroadcast Live

StatBroadcast Live is the official live statistics platform of Southeast Athletics. Live stats for all of the Redhawks home games can be accessed online at GoSoutheast.com. StatBroadcast Live is available on all mobile devices.

Mid-Week Interviews

Student-athletes and coaches are generally available after practice or upon request. Please contact the sports information office with at least 24 hours notice to coordinate interviews with student-athletes and coaches. Requests can be made by calling Dan Chesnut at (573) 651-2937. Chesnut can also be reached via email at dchesnut@semo.edu

Volleyball Email List

If you would like to be added to the Redhawk volleyball email list for breaking news about the team, please email Dan Chesnut at dchesnut@semo.edu. The official website, GoSoutheast.com, is the best source for up-to-date information about the team.

Gameday Information

Game notes, rosters, statistics and other information will be made available at press row prior to and after matches.

Wireless Internet

Houck Field House is now equipped with wireless internet. Please see a member of the Southeast Sports Information staff for login credentials.

OVC Digital Network

The 2016-17 season marks the fifth year for the OVC Digital Network which provides live games free on any device. Fans can watch select Southeast Missouri OVC matchups free of charge online at OVCDigitalNetwork.com. The OVC Digital Network is the exclusive home for live web streamed athletic contests involving OVC schools.

Southeast Missouri Sports Information

One University Plaza MS 0200
Cape Girardeau, MO 63701
Phone: (573) 651-2294
Fax: (573) 651-2810
Website: GoSoutheast.com



Jeff Honza Director

Football, Men's
Basketball, Softball
O (573) 651-2933
C (618) 528-1145
E jhonza@semo.edu



Sean Stevenson Assistant Director

Women's Soccer, Women's
Basketball, Baseball
O (573) 651-2937
C (314) 620-0855
E ss Stevenson@semo.edu



Dan Chesnut Assistant

Women's Volleyball, Indoor
and Outdoor Track & Field
O (573) 651-2294
C (636) 236-6355
E dchesnut@semo.edu



Kevin Scanlon Assistant

Secondary Football, Cross
Country, Gymnastics, Tennis
O (573) 651-2294
C (636) 579-1953
E kscanlon@semo.edu



Southeast Missouri State **REDHAWKS**

#GOSOUTHEAST

#PRIDE

TWITTER



@GOSOUTHEAST
@SEMOVB

FACEBOOK



GOSOUTHEAST
SEMOVB

INSTAGRAM



GOSOUTHEAST
SEMOVB

YOUTUBE








GOSOUTHEAST
REDHAWKS

SNAPCHAT



SEMOREDHAWKS

GOSOUTHEAST.COM       

SPORTS **TICKETS** **ATHLETIC DEPT** **FAN ZONE** **TRADITIONS** **REDHAWKS CLUB** 

SEMO **REDHAWKS** **MEDIA** **SCHEDULES**







VOLLEYBALL

VOLLEYBALL EARNS AVCA TEAM ACADEMIC AWARD

The American Volleyball Coaches Association has named the Southeast Missouri volleyball team recipients of the AVCA Team Academic Award for the 2015-2016 season.

07.25.2016 / Women's Volleyball

GOSOUTHEASTREDHAWKS ON YOUTUBE





CLICK HERE for more Redhawks Coverage

SCOREBOARD



9.5 | WOMEN'S VOLLEYBALL | REDHAWKS AT EVANSVILLE | 6PM, EVANSVILLE, IND.

HOUCK FIELD HOUSE



Houck Field House is the home of the Southeast Missouri volleyball and women's gymnastics teams.

The 40,000-square foot building features a sports court acquired in 2010 as its playing surface. Houck Field House also has the ability to fit two regulation-size volleyball courts. After the Show Me Center was completed, Houck Field House was renovated in 1987 and 1995 to better accommodate women's volleyball and gymnastics competition.

Locker rooms for baseball, soccer and softball, an indoor walking track, athletic training room, and offices for baseball, soccer, softball, volleyball and tennis are also housed in the facility.

Today, Houck Field House seats approximately 1,000 fans for numerous athletic events throughout the year.



Southeast Missouri State **REDHAWKS**



ACADEMIC EXCELLENCE



The Holcomb Success Center offers Southeast Missouri student-athletes a place to study and develop as students and campus leaders.

It is located in the Student Recreation Center, just south of Houck Stadium. The Holcomb Success Center offers a computer lab with 18 work terminals, study areas and rooms for group meetings. The facility houses the Southeast Academic Services staff and main weight room for Redhawk student-athletes.

The beautiful facility has enhanced the outstanding work in the classroom already enjoyed by Southeast student-athletes.

Last year, the Redhawks combined for a 3.10 cumulative grade point average in the fall and spring semesters. Sixty percent of all student-athletes recorded a 3.0

or higher GPA. Nine of Southeast's 15 intercollegiate athletic teams recorded a team GPA over 3.0. Additionally, Southeast student-athletes logged over 4,000 hours of community service during the 2015-16 academic year.

Tutors are available for all student-athletes as needed. In addition, both attendance and academic progress is monitored through regular checks with faculty.

A special course is required for all first time student-athletes at Southeast. The course, which offers three credit hours, is part of a comprehensive program developed to address study skills and life skills topics, and thus, enhance retention and academic success for student-athletes.

Entering student-athletes are evaluated for academic

preparedness and assigned to appropriate categories. Student-athletes can also receive individualized academic programs which include meeting with a mentor bi-weekly to discuss academic progress.

The Holcomb Success Center staff works to get athletes involved in campus and

community projects, as well. This is done to provide a support structure and greater opportunity for academic success. Through the NCAA's CHAMPS/Life Skills Program, the Holcomb Success Center gives student-athletes personal and professional skills in order to facilitate successful and productive futures.

#WILLTODO

Southeast Missouri State **REDHAWKS**

2015-16 Notables

- Southeast Missouri's Department of Athletics recorded a cumulative 3.10 GPA during the 2015-16 academic year. Nine of Southeast's athletic teams achieved a GPA above 3.0. Those teams included baseball, women's basketball, women's cross country, gymnastics, soccer, softball, women's tennis, women's track & field and volleyball.
- In all, 197 individuals accumulated a 3.0 or higher GPA during the 2015-16 academic year, accounting for 60 percent of the student-athlete population.
- Fifty-eight student-athletes received their degrees.
- Southeast's women's cross country, gymnastics and volleyball teams were recognized for their outstanding performance in the classroom. The three programs were among 1,000 Division I sports teams to earn NCAA Public Recognition Awards for posting APR scores in the top 10 percent of their sport.
- Southeast finished fifth in the 2015-16 Ohio Valley Conference Commissioner's Cup, moving up two spots from a seventh-place finish the year before. The Redhawks won the OVC men's outdoor track & field title and both the league's regular-season and tournament crowns in baseball.



SOUTHEAST MISSOURI'S VOLLEYBALL TEAM EARNED THE AMERICAN VOLLEYBALL COACHES ASSOCIATION TEAM ACADEMIC AWARD FOR THE NINTH STRAIGHT TIME DURING THE 2015-2016 ACADEMIC YEAR.



SOCIAL DEVELOPMENT



Student-athletes and coaches at Southeast Missouri are dedicated to giving back to the community that so generously supports them.

Redhawk football student-athletes have opportunities to participate in a variety of community service activities each year. Community involvement helps provide a support structure and greater opportunity for academic success.

We are proud of the level of commitment shown by our student-athletes and always encourage them to participate in community service projects here at Southeast.

Southeast student-athletes also have the opportunity to participate in the Redhawks BRIDGE Program. The mission of the Redhawks BRIDGE Program is to develop a

comprehensive student-athlete development program by Building Responsible Individuals and Delivering Gainful Experiences. This program provides student-athletes with both leadership and life skills experiences through interactive programming that will prepare them to be successful in life after athletics. The leadership programming will teach student-athletes about Southeast's culture and allow them to learn, develop, and apply leadership skills. The life skills programming provides educational programs designed to assist student-athletes in identifying and applying transferable skills and experiences to prepare them to succeed outside of the athletic arena.



Southeast Missouri State **REDHAWKS**





COMPETITIVE SUCCESS



Southeast Missouri's Strength and Conditioning program is committed to developing the total student-athlete through their experiences within a competitive training environment.

Southeast's weight room renovations at Student Recreation Center-South (located in the Holcomb Success Center) were completed in January, 2016.

Indoor turf, weights, equipment and lifting platforms were added

as part of the renovation, which cost \$500,000. The facility now has more space and equipment to handle Southeast's larger teams or multiple teams training at the same time. Branding and new lighting were also included in the overall project.

The newly-renovated weight room enhances training with the best equipment available and is able to accommodate larger teams or multiple teams training at the same time.



Southeast Missouri State **REDHAWKS**

THROUGH THIS DOOR

WE WALK AS CHAMPIONS

Training Principles for Southeast Athletes

1. **Reduce the risk of injuries**
 - If a student-athlete is injured, he/she will not be able to compete at practice or games.
2. **Ensure the athletes are optimally prepared to compete**
 - It is our responsibility to best manage all stressors that are placed on the student-athletes body in order to achieve the best results on the playing field.
3. **Maximize athletic ability**
 - We challenge each athlete, both physically and mentally, in order to achieve optimal results.

Exercises for Southeast Athletes are based on the following Principles:

1. **Ground Based Movements**
 - Athletes compete with their feet on the ground, and therefore, should train that way. The ability to produce force against the ground determines how fast athletes can run and how high they can jump.
2. **Three-Dimensional Movements**
 - Athletes must be able to stabilize themselves in all planes of movement. A fancy way of saying we use free weights (barbells/dumbbells vs. machines).
3. **Multi-Joint Movements**
 - Very rarely in sport do athletes isolate one single joint at a time. Athletes can train more muscle mass at the same time.



SPORTS MEDICINE



Prevention. Treatment. Rehabilitation. Education. Those are the four primary phases of athletic training, and the Southeast Missouri athletic training staff strives to fulfill all of those areas when working with student-athletes on a daily basis.

Southeast student-athletes are offered the best care possible by the athletic training staff. The Sports Medicine department includes five full-time athletic trainers, six graduate assistants and several student assistants. The staff serves student-athletes around-the-clock at numerous facilities on campus.

The athletic trainers begin treatments and rehabilitation starting as early as 6 a.m., and are available until the last student-athlete is through.

There are currently four athletic

training facilities on campus. The staff treats out of the Rosengarten Athletic Complex, where the primary training room is located. There are two other satellite athletic training rooms, including one at Houck Field House and one at the Show Me Center.

The Southeast athletic training rooms are equipped with stationary bikes, hand weights, therapeutic modalities and the latest physical therapy equipment. Each component is strategically designed to not only give the student-athlete the best care, but also to aid in returning to competition as quickly as possible.

Southeast Athletic Training has strong working relationships with local physicians and two hospitals in Cape Girardeau. It is from

these hospitals that the Athletic Training department is assisted by four orthopedic physicians.

The Southeast Athletic Training program prides and commits itself to providing the best comprehensive, personalized and efficient healthcare to its student-athletes. Delivery of healthcare focuses on the prevention and

management of athletic-related injuries or illnesses, while adhering to the National Athletic Trainers' Board of Certification Standards of Professional Practice. Our high quality of athletic healthcare is provided in combination with the education of athletic training students.



Southeast Missouri State **REDHAWKS**



PRESIDENT CARLOS VARGAS



Dr. Carlos Vargas became the 18th president of Southeast Missouri State University July 1, 2015, after having served as acting president at Kutztown University of Pennsylvania.

During his first year in the presidency, Dr. Vargas' priority has been to listen and learn by visiting with all the University's constituencies, whether on campus, in the community, region, state, or throughout the United States and in foreign countries where Southeast alumni are located. Based on what he learned, President Vargas launched initiatives to marshal the resources, to leverage opportunities, and to address a variety of challenges and needs of Southeast Missouri State University.

President Vargas encouraged and supported the identification and development of innovative academic programs, including a new Unmanned Aircraft Systems program, a Geographic Information Science program, and a proposed engineering program presented to the Missouri Coordinating Board for Higher Education. He has continued to support the globalization of the campus through expansion of study-abroad experiences, extensive engagement of international students, and encouraging students on campus and abroad to explore cultural interaction. He championed the work of the President's Task Force on Diversity Education, and continued emphasizing the expectations for enhancement of the teacher-scholar model. Under

President Vargas' leadership, regional partnerships and collaborations were solidified, including several joint initiatives with Three Rivers and Mineral Area Colleges.

Prior to assuming the presidency at Southeast, Dr. Vargas served one year as acting president of Kutztown University. He served as the provost and vice president for academic and student affairs, and had been the school's chief academic officer since 2006.

Prior to his tenure at Kutztown, Dr. Vargas was at Central State University in Wilberforce, Ohio, where he served as provost and vice president for academic affairs. He previously served in several roles at Kent State University (Ohio) for a total of 18 years, including founding


director of the program on electron beam technology. He was also Kent's associate dean for research, interim assistant dean for research, and he served as interim assistant dean for the School of Technology. He started his tenure at Kent State in 1985 as a professor, and continued to teach until his departure from the university.

Dr. Vargas began his career in higher-education at the National Autonomous University of Mexico (UNAM), from which he received a Bachelor of Science degree in physics. His initial appointment was as a senior associate researcher for the Institute of Geophysics, and he later held a similar position for the University's Institute of Physics.

He earned his Ph.D. in physics and aerospace science from the

Southeast Missouri State **REDHAWKS**

University of Michigan and he has Master of Science degrees from Michigan in both physics and aerospace science. He is married to Pam Vargas, who currently serves as director of Research and Grant Development at Southeast, and they have a son, a daughter, and one granddaughter.



Southeast Missouri State University Board of Regents



Jay B. Knudtson
President



Kendra Neely-Martin
Vice President



Donald G. LaFerla



Thomas M. Meyer



Phillip M. Britt



Edward P. Gargas



ATHLETIC DIRECTOR BRADY BARKE



Brady Barke, who had been serving as the Interim Director of Athletics since July, 2015, was named to the permanent position of Director of Athletics at Southeast Missouri State University on June 7, 2016.

Barke was among three finalists and more than 50 applicants for the position following a national search conducted by a search committee including representatives from the faculty, staff, students and the community.

Barke, senior associate to the president and secretary to the Board of Regents at Southeast, officially began his new role July 1.

"Brady brings with him a tremendous commitment to and knowledge of Southeast Missouri State University, along with the caliber of credentials to move our program forward and into the future," said Dr. Carlos Vargas, president of Southeast

Missouri State University. "We believe his experience from the vantage point of both athletics and administration can help our athletics program move to the next level."

"I am extremely honored to have this opportunity to work alongside a great group of coaches and staff, talented student athletes, dedicated Athletics supporters, and a great University community," Barke said. "I believe I bring some unique strengths to this position, and I look forward to working with the University community to promote our programs and build upon our success."

While serving as Interim Athletics Director over the past year, Barke has spearheaded the renovation of the athletic weight room and developed plans to upgrade its academic space. He also has worked with University

and Cape Girardeau City officials on an agreement for the installation of turf and renovations to Capaha Field.

Barke served as Interim Associate Director of Athletics for Compliance & Student Support Services before being named the Senior Associate to the President and Secretary to the Southeast Missouri State University Board of Regents in 2013.

He began his tenure at Southeast in 2008 as Assistant Director of Athletics for Compliance & Eligibility. Barke previously served as a governance intern with the NCAA national headquarters in Indianapolis, and as a law clerk with the Southern Illinois University-Carbondale Department of Athletics Compliance Office.

Barke has served as a member of the National Association of Athletics Compliance (NAAC),

chaired the NAAC Education Committee, and was a member of the NAAC Board of Directors. He has facilitated the NCAA Regional Leadership Academy, and served on both the NCAA Sports Wagering Task Force and the Olympic Sports Liaison Committee.

Barke has a juris doctorate degree from Southern Illinois University School of Law, an MBA from Southeast Missouri State University, and a bachelor of science degree in biology from Webster University. While a student at Webster, Barke was a member of both the basketball and golf teams and was inducted into the Webster Athletic Hall of Fame earlier this year.

He and his wife, Halley, are parents of three children, Mabrie, Jackson, and Kolbe.

Southeast Missouri State **REDHAWKS**



***BRADY BARKE WAS INTRODUCED AS
SOUTHEAST MISSOURI'S PERMANENT
DIRECTOR OF ATHLETICS DURING A PRESS
CONFERENCE ON JUNE 7, 2016.***



MISSION STATEMENT



Southeast Missouri State University Athletics Mission Statement

The mission of Southeast Missouri State University Department of Athletics is to provide a first class, student-athlete centered collegiate experience emphasizing the core values of **academic excellence**, **social development**, and **competitive success**. The Department of Athletics strives to compete at the highest possible level in the Ohio Valley Conference and other conference affiliations. The principles of integrity, student welfare, sportsmanship, ethical conduct, rules compliance, equity and diversity, and the prudent management of resources are the foundation on which we operate.





SOUTHEAST MISSOURI STATE REDHAWKS

VOLLEYBALL

2016 SEASON PREVIEW

SEASON PREVIEW

As the 2016 season approaches, head coach Julie Yankus looks to improve on the Redhawks' eighth-place result from the previous season. Only two seniors departed with the closing of the 2015 season as five new faces join this year's roster. For the second year in a row, the roster consists of only two seniors.

Yankus began, "This has been by far the most competitive preseason I have had as a head coach at Southeast. The team has worked really hard and the practices have been grueling. They have remained healthy and the position battles are heated right now."

Along with changes on the court, a fresh face will also be joining the coaching staff. Joining fellow assistant coach Nikki Buchholz is Calaeab Campbell. A native of Spencer, Tennessee, Campbell is a 2013 graduate of Tennessee Tech and also previously served as the volunteer assistant coach for the Golden Eagles.

"His energy and passion for this sport is infectious and I know that will immediately impact the team. I think he will do a great job training our liberos and our team defense as well as helping improve our ball control. His ability to identify talent and market our program will be extremely helpful in our recruiting efforts. Calaeab will be a great asset to this program and I can't wait to see what he can do here at Southeast."

OUTSIDE HITTERS

Krissa Gearing (Bolingbrook, Illinois) leads the outside hitters entering her junior year. Gearing started in all 28 matches she participated in, gathering 297 kills (2.72 per set). Defensively, she was able to register the second most digs on the team with 349 (3.2 per set). Gearing also had the second most points on the team (336.5), averaging 3.09 per set.

"I expect Krissa to continue to lead by example on the court. She is a great all-around player. She has been very strong offensively because she can crush the ball while also throwing in off-speed shots once in a while. Krissa has gotten even smarter as a player and I believe she will contend as an All-Conference performer this year."

Marie Less (Forsyth, Illinois) enters her junior year and second season at Southeast. Appearing in all 30 matches, Less had 177 kills and led the team in

service aces (24). She was third on the team in digs averaging 2.80 per set (316 total) and also stepped in as libero for several matches when injuries arose.

"Marie is a really smart player and she has great ball control. She has a strong ability to find the open floor and exploit our opponent's defense. Marie is a very vocal player and her steady presence on the court helps balance our team."

Madeline Grimm (New Lenox, Illinois) looks to further improve on the court during her sophomore season. Grimm played in 22 matches, earning 64 kills and 18 aces.

"She has really developed a lot over the last year. Madeline's biggest weapon is her ability to terminate offensively. She is very explosive and swings really hard, making her tough to stop when she gets in a rhythm."

Mehlville High School graduate Mikayla Kuhlmann (St. Louis, Missouri) will look to make an impact in her freshman year. Accumulating 828 kills, 1,415 digs, 66 blocks and 116 aces throughout her high school career, Kuhlmann earned four All-District honors and three All-Conference awards.

"Mikayla is a great all-around player who will contend for playing time. She knows how to score and has the ability to hit a lot of different shots."

"There is a ton of competition in the outside hitter position this year which is great because we are in a conference that is generally dominated by outside hitter driven teams."

RIGHTSIDE HITTER

Entering her first collegiate year is Alyssa Wolslegel (Appleton, Wisconsin). As a senior at Appleton North, Wolslegel earned second team All-Conference



Southeast Missouri State **REDHAWKS**

honors and an All-State Honorable Mention as her team finished third in the State Tournament. She amassed 311 kills, 30 blocks and 33 digs while also being an honor student all four years of high school.

"Alyssa is truly a utility player. She swings well on the outside, has played middle, can hit quick attacks and even set. She has developed well for us in the rightside role."

MIDDLE BLOCKERS

Leading the returning middle blockers is junior All-OVC Team member Nzingha Clarke (O'Fallon, Illinois). In 2015, Clarke started all 30 matches, leading the conference in overall blocks per set (1.05). Her total of 121 blocks ranked second overall in the OVC while finishing third in hitting percentage (.323) and 10th in points (377.5).

"Nzingha is a force to be reckoned with and we can't wait to see what she does this season. She has improved greatly in connecting with our setters and catching up with the speed of the game. She demands the ball more than ever so I anticipate her offensive statistics to continue to improve. I'm confident that Nzingha will stay on top of the conference with her blocking efforts."

Also returning to the team is fellow junior Jessica McElderry (Hoover, Alabama). After missing an early portion of the season, McElderry went on to play in 58 sets over the course of 15 matches. She tallied 47 kills while also accumulating the third-most blocks on the team (49).

"Jessica is really quick with a high volleyball I.Q. She does all the little things well and is great at recognizing what is happening on the court. I believe she will

make huge strides from last year and make a huge impact on the team."

Joining Clarke and McElderry is freshman Krista Berns (Rockford, Illinois). A team captain in high school at Boylan Catholic, Berns looks to use her 6-3 height to her advantage in the OVC this season.

"I see Krista playing both middle and right side. At her height, she has a great blocking presence for us and can really contain our opponent's hitters. She was very well trained in her club program and her experience playing at a high level in club will help her quickly transition to the speed of the college game."

SETTERS

Katarina Rotta (Harvard, Illinois) returns for her senior season and looks to lead the strong competition at the setting position. Last year, she missed only one match. Rotta started all other 29 matches, tallying 696 assists and averaging 6.89 assists per set which ranked 10th in the OVC. She was second on the team in aces with 23, recorded 237 digs and 10 block assists.

Also returning is sophomore Keegan Fornoff (Joliet, Illinois). Splitting action with Rotta, Fornoff was able to register 422 assists through 20 games played. Her 6.12 assists per set were accompanied by 110 digs and 12 aces.

Joining them will be junior college transfer Rachel Poole (Marble Hill, Missouri). Poole enters her junior season after spending the beginning of her collegiate career at Jefferson Community College. Poole totaled 1,303 assists and sported a .414 hitting clip (302 attempts) en route to earning All-Conference and All-Regional honors in the Missouri Community College Athletic Conference.



"One of the most important roles on the court is setting and we have a lot of strong players in that position. Kat is a good leader and the team responds to her very well. She has a lot of experience, is smart and has a good volleyball I.Q. Rachel has done a great job stepping in and pushing the tempo of the offense. She plays great defense as well, has a strong competitive spirit and knows how to win games. Keegan also has also been able to push the tempo very well and her ability to set the ball to the right location will create a lot of competition."

CONTINUED...

LIBEROS AND DEFENSIVE SPECIALISTS

Jade Mortimer (Bloomington, Illinois) again leads the libero position entering her senior year. Last season, she played in 27 matches, accumulating 445 digs and finishing fifth in the OVC with 4.28 digs per set. Jade also was third on the team in service aces (19) while recording 60 assists.

"She continues to do a great job being a leader, especially for our back row. Jade has good ball control and her ability to earn quality digs allows us to be efficient in transition. Her most important role is managing our serve receive so we can run our offense and she has continued to handle this role effectively."

Jessica Lambert (Columbia, Missouri) enters her junior season as a defensive specialist. Lambert saw action in 16 sets

and continued to excel academically, earning her second OVC Medal of Honor.

"She is such a gritty player and does not back down from a challenge. It is great to see her hustle and determination and I know every chance she gets she will put it all on the line."

Helping defensively will be newcomer Emily Boggetto (Joliet, Illinois). A graduate of Providence Catholic, Boggetto earned All-Conference and All-Area honors while helping her team earn a regional championship.

"Emily has added a lot of competition in this position, especially because her passing has been so remarkable throughout preseason. Serve receive is a really important aspect of the game and she will definitely help increase our serve receive efficiency."

PRESEASON POLL

"Every year it gets harder and harder to do the preseason order of finish because this conference is so competitive from top to bottom. I am not surprised that we were picked eighth but I do believe we will surpass that prediction. We have had a great preseason so far and the competition in our gym is the highest it has been since I have been here. This group of women is determined to achieve at the highest level possible and you can feel it in the gym every single day."

2016 Preseason All-OVC Team

Scottie Ingram, Murray State*
Arianna Person, Belmont*
Allie Hueston, Eastern Illinois*
Chloe Watson, Tennessee State*#
Nzingha Clarke, Southeast Missouri*
Meredith Jewell, Morehead State*#
Kristen Besselesen, Murray State*
Emma Price, Belmont*
Samantha Beltran, Tennessee State
Taylor Smith, Eastern Illinois#
Ellie Lorenze, Murray State
Ashley Witt, SIUE
Brie Lewis, Belmont
Kellie Williams, Tennessee Tech

* - All-OVC in 2015

- All-Newcomer in 2015

2016 OVC Predicted Order of Finish

1. Belmont
2. Murray State
3. Tennessee State
4. Eastern Illinois
5. Morehead State
6. Eastern Kentucky
7. Tennessee Tech
8. Southeast Missouri
9. SIUE
10. Jacksonville State
- T11. Austin Peay
- T11. UT Martin



Southeast Missouri State REDHAWKS

Date	Day	Opponent	Time	Location
Aug. 26-27	(Fri.-Sat.)	Redhawks Invitational		Cape Girardeau, Mo. (Show Me Center)
Aug. 26	Friday	New Orleans	12 p.m.	
Aug. 26	Friday	Illinois-Chicago	7 p.m.	
Aug. 27	Saturday	Louisiana Tech	2 p.m.	
Sept. 2-3	(Fri.-Sat.)	UAB/Samford Tournament		Birmingham, Ala.
Sept. 2	Friday	Northwestern State	10 a.m.	
Sept. 2	Friday	UAB	2 p.m.	
Sept. 3	Saturday	Radford	10 a.m.	
Sept. 5	Monday	at Evansville	6 p.m.	Evansville, Ill.
Sept. 9-10	(Fri.-Sat.)	Valparaiso Tournament		Valparaiso, Ind.
Sept. 9	Friday	Valparaiso	12:30 p.m.	
Sept. 10	Saturday	Duquesne	10 a.m.	
Sept. 10	Saturday	Central Michigan	4:30 p.m.	
Sept. 13	Tuesday	Southern Illinois	6:30 p.m.	Cape Girardeau, Mo.
Sept. 16-17	(Fri.-Sat.)	Western Illinois Tournament		Macomb, Ill.
Sept. 18	Friday	Drake	11 a.m.	
Sept. 18	Friday	Weber State	4 p.m.	
Sept. 19	Saturday	Western Illinois	11 a.m.	
Sept. 23	Friday	at Austin Peay*	6 p.m.	Clarksville, Tenn.
Sept. 24	Saturday	at Murray State*	2 p.m.	Murray, Ky.
Sept. 30	Friday	Eastern Illinois*	6:30 p.m.	Cape Girardeau, Mo.
Oct. 1	Saturday	SIUE*	1:30 p.m.	Cape Girardeau, Mo.
Oct. 4	Tuesday	at UT Martin*	7 p.m.	Martin, Tenn.
Oct. 9	Saturday	at Jacksonville State*	2 p.m.	Jacksonville, Ala.
Oct. 14	Friday	Belmont*	6:30 p.m.	Cape Girardeau, Mo.
Oct. 15	Saturday	Tennessee State*	2 p.m.	Cape Girardeau, Mo.
Oct. 21	Friday	at Eastern Kentucky*	6 p.m.	Richmond, Ky.
Oct. 22	Saturday	at Morehead State*	4 p.m.	Morehead, Ky.
Oct. 28	Friday	Murray State*	6:30 p.m.	Cape Girardeau, Mo.
Oct. 30	Saturday	Austin Peay*	5 p.m.	Cape Girardeau, Mo.
Nov. 4	Friday	at SIUE*	7 p.m.	Edwardsville, Ill.
Nov. 5	Saturday	at Eastern Illinois*	6 p.m.	Charleston, Ill.
Nov. 8	Tuesday	UT Martin*	6:30 p.m.	Cape Girardeau, Mo.
Nov. 12	Saturday	Tennessee Tech*	2 p.m.	Cape Girardeau, Mo.
Nov. 17-19	(Thurs.-Sat.)	OVC Tournament		Site of Highest Seed

Home Games in **Bold**/Played at Houck Field House unless stated otherwise

* - Denotes Ohio Valley Conference Game

All times central and subject to change.

2016 ROSTER BREAKDOWN

#	Name	Ht.	Pos.	Class	Hometown / Previous School
1	Keegan Fornoff	5-9	Setter	So.	Joliet, Ill. / Joliet Catholic
3	Katarina Rotta	5-9	Setter	Sr.	Harvard, Ill. / Big Foot HS
4	Rachel Poole	5-8	Setter	Jr.	Marble Hill, Mo. / Jefferson College
5	Krissa Gearing	5-8	Outside Hitter	Jr.	Bolingbrook, Ill. / Bolingbrook HS
6	Jessica Lambert	5-3	Defensive Specialist	Jr.	Columbia, Mo. / Rock Bridge HS
7	Jessica McElderry	5-10	Middle Blocker	Jr.	Hoover, Ala. / Hoover HS
8	Alyssa Wolslegel	6-0	Rightside/Outside Hitter	Fr.	Appleton, Wisc. / Appleton North HS
9	Krista Berns	6-3	Middle Blocker	Fr.	Rockford, Ill. / Boylan Catholic Academy HS
10	Madeline Grimm	5-9	Outside Hitter	So.	New Lenox, Ill. / Joliet Catholic
11	Marie Less	5-11	Outside Hitter	Jr.	Forsyth, Ill. / Arkansas State
12	Mikayla Kuhlmann	6-0	Outside Hitter	Fr.	St. Louis, Mo. / Mehlville HS
13	Emily Boggetto	5-8	Defensive Specialist	Fr.	Joliet, Ill. / Providence Catholic HS
15	Jade Mortimer	5-8	Libero	Sr.	Bloomington, Ill. / University HS
16	Nzingha Clarke	6-1	Middle Blocker	Jr.	O'Fallon, Ill. / O'Fallon Township HS

#	Name	Ht.	Pos.	Class	Hometown / Previous School
9	Krista Berns	6-3	Middle Blocker	Fr.	Rockford, Ill. / Boylan Catholic Academy HS
13	Emily Boggetto	5-8	Defensive Specialist	Fr.	Joliet, Ill. / Providence Catholic HS
16	Nzingha Clarke	6-1	Middle Blocker	Jr.	O'Fallon, Ill. / O'Fallon Township HS
1	Keegan Fornoff	5-9	Setter	So.	Joliet, Ill. / Joliet Catholic HS
5	Krissa Gearing	5-8	Outside Hitter	Jr.	Bolingbrook, Ill. / Bolingbrook HS
10	Madeline Grimm	5-9	Outside Hitter	So.	New Lenox, Ill. / Joliet Catholic
12	Mikayla Kuhlmann	6-0	Outside Hitter	Fr.	St. Louis, Mo. / Mehlville HS
6	Jessica Lambert	5-3	Defensive	Jr.	Columbia, Mo. / Rock Bridge HS
11	Marie Less	5-11	Outside Hitter	Jr.	Forsyth, Ill. / Arkansas State
7	Jessica McElderry	5-10	Middle Blocker	Jr.	Hoover, Ala. / Hoover HS
15	Jade Mortimer	5-8	Libero	Sr.	Bloomington, Ill. / University HS
4	Rachel Poole	5-8	Setter	Jr.	Marble Hill, Mo. / Jefferson College
3	Katarina Rotta	5-9	Setter	Sr.	Harvard, Ill. / Big Foot HS
8	Alyssa Wolslegel	6-0	Rightside/Outside Hitter	Fr.	Appleton, Wisc. / Appleton North HS

Head Coach:

Assistant Coaches:

Student Coach:

Julie Yankus (Sixth Season | Wisconsin-Milwaukee, 2002)

Nikki Buchholz (Seventh Season | Franklin Pierce, 2008)

Calaeb Campbell (First Season | Tennessee Tech, 2013)

Madalyn Werths (First Season)

PRONUNCIATION GUIDE

Emily Boggetto.....BO-ghetto
Nzingha Clarke.....na-ZING-guh
Mikayla Kuhlmann.....COOL-men
Jessica McElderry.....mc-ELL-dree
Katarina Rotta.....KAT-arina ROW-ta
Alyssa Wolslegel.....WOOL-schleg-ull
Julie Yankus.....YANK-us
Nikki Buchholz.....BUCK-holtz
Calaeb Campbell.....KAY-leb Campbell
Madalyn Werths.....Wertz

ROSTER BREAKDOWN

Total Squad Members.....14
Seniors.....2
Juniors.....5
Transfers.....1
Sophomores.....3
Freshman.....4
Returners.....9
Newcomers.....5

BREAKDOWN BY POSITION

Outside/Rightside Hitters.....5
Liberos/Defensive Specialists.....3
Middle Blockers.....3
Setters.....3

BREAKDOWN BY STATE

Alabama.....1
Illinois.....9
Missouri.....3
Wisconsin.....1



INSPIRING EXCELLENCE
SINCE 1948



Southeast Missouri State REDHAWKS



Outside/Rightside Hitters (5)

No.	Name	Position	Height	Year	Hometown (Last School)
5	Krissa Gearing	OH	5-8	So.	Bolingbrook, Ill. (Bolingbrook HS)
8	Alyssa Wolslegel	RS/OH	6-0	Fr.	Appleton, Wisc. (Appleton North HS)
10	Madeline Grimm	OH	5-9	So.	New Lenox, Ill. (Joliet Catholic Academy)
11	Marie Less	OH	5-11	Jr.	Forsyth, Ill. (Arkansas State)
12	Mikayla Kuhlmann	OH	6-0	Fr.	St. Louis, Mo. (Mehlville HS)

Middle Blockers (3)

No.	Name	Position	Height	Year	Hometown (Last School)
7	Jessica McElderry	MB	5-10	Jr.	Hoover, Ala. (Hoover HS)
9	Krista Berns	MB	6-3	Fr.	Rockford, Ill. (Boylan Catholic Academy HS)
16	Nzingha Clarke	MB	6-1	Jr.	O'Fallon, Ill. (O'Fallon Township HS)

Setters (3)

No.	Name	Position	Height	Year	Hometown (Last School)
1	Keegan Fornoff	S	5-9	So.	Joliet, Ill. (Joliet Catholic Academy)
3	Katarina Rotta	S	5-9	Sr.	Harvard, Ill. (Big Foot HS)
4	Rachel Poole	S	5-8	Jr.	Marble Hill, Mo. (Jefferson College)

Liberos/Defensive Specialists (3)

No.	Name	Ht.	Position	Yr.	Hometown (Last School)
6	Jessica Lambert	DS	5-3	Jr.	Columbia, Mo. (Rock Bridge HS)
13	Emily Boggetto	DS	5-8	Fr.	Joliet, Ill. (Providence Catholic HS)
15	Jade Mortimer	L	5-8	Sr.	Bloomington, Ill. (University HS)

TV/RADIO ROSTER



1

Keegan Fornoff


S • 5-9 • So.
Joliet, Ill.



3

Katarina Rotta

S • 5-9 • Sr.
Harvard, Ill.



4

Rachel Poole

S • 5-8 • Jr.
Marble Hill, Mo.



5

Krissa Gearing

OH • 5-8 • Jr.
Bolingbrook, Ill.



6

Jessica Lambert

DS • 5-3 • Jr.
Columbia, Mo.



7

Jessica McElderry

MB • 5-10 • Jr.
Hoover, Ala.



8

Alyssa Wolslegel

RS/OH • 6-0 • Fr.
Appleton, Wis.



9

Krista Berns

MB • 6-3 • Fr.
Rockford, Ill.



10

Madeline Grimm

OH • 5-9 • So.
New Lenox, Ill.



11

Marie Less

OH • 5-11 • Jr.
Forsyth, Ill.



12

Mikayla Kuhlmann

OH • 6-0 • Fr.
St. Louis, Mo.



13

Emily Boggetto

DS • 5-8 • Fr.
Joliet, Ill.



15

Jade Mortimer

L • 5-8 • Sr.
Bloomington, Ill.



16

Nzingha Clarke

MB • 6-1 • Jr.
O'Fallon, Ill.



Julie Yankus

Head Coach
Sixth Season



Nikki Buchholz

Assistant Coach
Seventh Season



Calae Campbell

Assistant Coach
First Season



Madalyn Werths

Student Assistant
First Season



SOUTHEAST MISSOURI STATE REDHAWKS

VOLLEYBALL

COACHING STAFF



JULIE YANKUS

Role: Head Coach

Years: Sixth Season

Alma Mater: UW-Milwaukee

Julie Yankus is in her sixth season at the helm of the Southeast Missouri State women's volleyball program. Through five seasons as the head coach of the Redhawks, Yankus has compiled an overall record of 73-88 and an Ohio Valley Conference record of 45-39.

Yankus' teams have competed at the OVC Championship Tournament all five seasons under her instruction. Yankus has mentored six All-OVC Team selections, two OVC All-Newcomer Team selections, and two All-OVC Tournament Team honorees.

In 2012, her second season at the helm of the Redhawks, Yankus guided the Redhawks to an OVC West Division crown. The Redhawks finished 21-13 overall with a 12-4 record in conference play. 2012's record was the best record by Southeast since the 2007 season. Southeast Missouri was picked third in the preseason poll and finished the season first in the West Division and qualified for the OVC Tournament.

Yankus mentored former Redhawk Emily Coon for three of Coon's four years at Southeast. Coon was an All-OVC performer in each of her four seasons at Southeast Missouri. Coon, along with her teammate Colleen Yarber, eclipsed the 1,000 kill mark during their senior season. Fellow teammates Berkley Idel and Julie Shives also reached significant milestones their senior season. Idel, a libero, recorded over 1,500 career digs while Shives, a setter, reached 4,500 assists in her four-year career.

Yankus recruited Missouri native Taylor Masterson to Southeast Missouri after Masterson spent a redshirt season at the University of Alabama. Masterson picked up OVC All-Newcomer Team accolades after a breakout rookie season in 2012. Masterson, a middle blocker, earned All-OVC honors as a junior in 2014. Masterson helped mentor rookie middle blocker Nzingha Clarke in 2014. Clarke followed in Masterson's footsteps en route to OVC All-Newcomer Team honors after leading the league in blocking as a freshman and All-OVC Team honors as a sophomore.

Academically, Yankus' teams have garnered American Volleyball Coaches Association (AVCA) Academic Honors each of her five seasons. During the 2013-14 academic year, the Redhawks volleyball team boasted a 3.39 team cumulative GPA. Most notably, former Redhawk Paige Dossey garnered Third Team Capital One Academic All-America status in 2011.

The Redhawks have won a few tournaments under Yankus including tournaments at Iowa and Butler in 2012 and Mississippi State in 2013. In 2012, Southeast defeated Iowa for the first victory over a Big 10 team since 2002 as well as a win over South Florida, the first time Southeast defeated a Big East team since 1998. Southeast also knocked off SEC opponent Mississippi State in 2013. The Redhawks nearly defeated Mississippi State again in 2014 but fell in the final points in the fifth set at the Indiana University Tournament.

Yankus guided the Redhawks to their first OVC Tournament berth since 2008 in the 2011 season, her first year at Southeast.

Yankus came to Southeast after serving as associate head coach for five seasons at Southern Illinois University in Carbondale, Illinois.

Yankus began her time at Southern Illinois in 2006. She served as recruiting coordinator for the Salukis during her time at Southern Illinois. Yankus also served as the coordinator of the team's defense, as well as coach of the outside and rightside hitters where she coached four-time All-Missouri Valley Conference player Jennifer Berwanger.

Yankus was also in charge of scouting, equipment, team travel, and video breakdown and analysis. She also served as manager of home match management at SIU.

Prior to SIU, Yankus spent two seasons at Georgia State in Atlanta serving as the top assistant coach for the Panthers. At Georgia State, Yankus coached the outside hitters and handled team travel, tape exchange and equipment. Yankus also assisted in the recruiting, scouting and practice planning. While at Georgia State, Yankus earned her master's degree in Sports Administration.

Southeast Missouri State **REDHAWKS**

The Julie Yankus File

Born

- June 23 in Waukesha, Wisconsin

Family

- Daughter of Ray and Carole Yankus
- One brother: David Yankus

Education

- Bachelor's Degree in Business Administration, Wisconsin-Milwaukee, 2002
- Master's Degree in Sports Administration, Georgia State, 2006

Coaching Career

Year	School	Position	Record	Conf. Finish
2004	Georgia State	Assistant Coach	14-18, 8-2 ASC	3 rd
2005	Georgia State	Assistant Coach	11-18, 9-9 CAA	5 th
2006	Southern Illinois	Assoc. Head Coach	11-17, 6-12 MVC	7 th
2007	Southern Illinois	Assoc. Head Coach	15-16, 7-11 MVC	6 th
2008	Southern Illinois	Assoc. Head Coach	17-12, 7-11 MVC	7 th
2009	Southern Illinois	Assoc. Head Coach	18-12, 7-11 MVC	6 th
2010	Southern Illinois	Assoc. Head Coach	14-14, 5-13 MVC	8 th
2011	Southeast Missouri	Head Coach	14-19, 11-9 OVC	4 th
2012	Southeast Missouri	Head Coach	21-13, 12-4 OVC	1 st -West
2013	Southeast Missouri	Head Coach	17-16, 9-7 OVC	2 nd -West
2014	Southeast Missouri	Head Coach	11-20, 7-9 OVC	8 th
2015	Southeast Missouri	Head Coach	10-20, 6-10 OVC	8 th

Overall Record - 73-88 (Five Seasons)

Record at Southeast Missouri - 73-88, 45-39 OVC (Five Seasons)

Milestone Victories

50 - November 9, 2013; vs. Austin Peay, 3-0

Yankus is a 2002 graduate of the University of Wisconsin-Milwaukee where she earned her bachelor's degree in Business Administration with a focus in Finance and Human Resource Management.

During her time at the University of Wisconsin-Milwaukee, Yankus was a steady performer for the Panthers volleyball team from 1998-2001. During Yankus' time she was part of the most winning class in school history going 93-23 in her four seasons with the Panthers. Yankus also excelled in the classroom being named to the Horizon League All-Academic Team in 1999 and 2001.

Yankus is a native of Waukesha, Wisconsin. She attended Catholic Memorial High School and was a standout volleyball player leading her team to a WISAA State Championship her senior season. Yankus was also part of the Milwaukee Sting Club Volleyball Club from 1996-1998.



Julie **YANKUS**



NIKKI BUCHHOLZ



Role: Assistant Coach

Years: Seventh Season

Alma Mater: Franklin-Pierce

Nikki Buchholz is in her seventh season as an assistant coach with Southeast Missouri volleyball. Buchholz coaches the middle blockers and rightside hitters. Aside from daily coaching responsibilities on the court, Buchholz also serves as recruiting coordinator as well as oversees all camps and game-day operations.

Buchholz is also heavily involved in the coordination of Redhawks volleyball camps and clinics. Redhawks clinics are designed to bring young players to Houck Field House during their off seasons and get them excited about playing the game of volleyball. Clinics are very low commitment but feature a great turnout each week. Redhawks Camps are designed to be more intensive as players work on all volleyball skills as well as teamwork, confidence building, and volleyball I.Q.

At the conclusion of the 2015 season, the Redhawks ranked third in the conference overall in blocks averaging 1.99 per set. They finished just .05 blocks/set behind co-leaders Tennessee State and Morehead State. In conference play, there was no bigger force on the net than Southeast as they posted 2.40 blocks/set. Second-place TSU finished .19 blocks/set behind SEMO.

During the 2014 season, Southeast Missouri led the Ohio Valley Conference, for the second consecutive year, in team blocks with 2.22 blocks per set; 0.28 blocks per set more than second-place Tennessee Tech (1.94). Individually, Buchholz coached two of the top-three blockers in the league in Nzingha Clarke (1.10 blocks per set) and Taylor Masterson (1.03). Each earned post-season OVC honors.

In 2013, the Redhawks middle blockers proved to be impenetrable walls on the net. The Redhawks were the top-blockers in the league as they averaged 2.39 blocks per set. In all, Southeast posted 316 total blocks; 72.5 more than the second-most team, Eastern Illinois. The Redhawks' 2.39 blocks/set mark was up from 2012 in which they averaged 2.21, which ranked second in the league. Both years are up dramatically from 2010 (her first

season) when they averaged 1.66.

Since joining the Southeast coaching staff, Buchholz has mentored four-time All-OVC performer Emily Coon (2010-13). Coon garnered All-Newcomer honors as a freshman and was named to the All-OVC team all three seasons after. Coon was a top blocker in the league throughout her career. Buchholz also helped guide Masterson to All-Newcomer honors during Masterson's first season in 2012 and All-OVC honors in 2014.

Prior to Southeast, Buchholz served as a graduate assistant coach at East Stroudsburg University in Pennsylvania. During her graduate assistantship, Buchholz assisted with recruiting, match and practice video breakdown, while also training middles and blocking for ESU. She earned her Master's Degree in Sports Management in 2011 from ESU.

Buchholz graduated from Franklin Pierce University, a Division II school in New Hampshire, where she was a four-time All-Northeast 10 Conference player.

During her junior year, she was named to the All-Region Second Team in 2007. She was the first player to ever be named to an All-Region Team in Franklin Pierce's 20-year program history. Her 159 total blocks led the Northeast-10 Conference, as did her 1.26 blocks per game. She was also named team MVP that season.

At the completion of her four-year career at Franklin Pierce, Buchholz guided the Ravens to four consecutive Northeast-10 Conference Championship appearances. She was also named conference player of the week five times and set the school career record for kills (1,271) and blocks (493).

Buchholz also excelled in the classroom, as she graduated cum Laude with a Bachelor of Arts in Mass Communications with a minor in Creative Writing. She was a three-time First-Team Academic All-Conference selection.

Buchholz is currently working towards her doctorate degree in Educational Leadership in Policy Analysis from the University of Missouri.



Nikki **BUCHHOLZ**



CALAEB CAMPBELL



Role: Assistant Coach

Years: First Season

Alma Mater: Tennessee Tech

CalaeB Campbell enters his first season as an assistant coach with Southeast Missouri volleyball. Campbell will coach the liberos and defense, assist with recruiting, coordinate travel, scout opponents, and assist with video analysis and breakdown.

Campbell most recently served as the volunteer assistant at fellow Ohio Valley Conference institution Tennessee Tech University.

At Tennessee Tech, Campbell was responsible for demonstrating and running a variety of team and position-specific drills. He also aided heavily in student-athlete physical fitness. TTU finished the season ranked second in the league in digs per set and fifth in opponent hitting percentage in the OVC.

A native of, Spencer, Tenn., Campbell has also served as a coach for the club and high school levels. He was the head coach of the MidTN Volleyball Club out of Murfreesboro, Tenn. He spent nearly three years as a site director and coach with the Ethos Volleyball Club.

His high school experience includes a season as a non-faculty coach at Hume-Fogg Academic High School in Nashville, Tenn. He spent three and a half years assisting the coaching staff at Cookeville High School. At both schools he worked with varsity and junior varsity student-athletes.

Throughout his undergrad, Campbell played club volleyball at Tennessee Tech. He served as the libero for the team and earned Best Defensive Player each season. He also worked closely with the Exercise Science Majors Club to get the team active in the community with various philanthropic activities.

Campbell graduated in 2013 from Tennessee Tech with his Bachelor of Arts degree in Multidisciplinary Studies and Exercise Science.



Calae **CAMPBELL**



MADALYN WERTHS



Role: Student Assistant

Years: First Season

High School: Edwardsville

2016: For her senior season, Werths serves as a student assistant.

2015: Played 102 sets in 27 matches... Finished third on the team with 260 kills (2.55 kills/set) and the second-best hitting clip at .264... Had the ninth-best hitting clip in the league... Totaled 10 or more kills on 12 occasions, including a pair of 19-kill matches back-to-back (10/16 at Eastern Illinois and 10/23 at Tennessee State)... Contributed 43 digs and 63 total blocks (5 solo, 58 assists) on defense... Tallied eight assists, two service aces and 296 total points... Received the OVC Medal of Honor for a perfect 4.0 GPA... Named to the OVC Commissioner's Honor Roll... Southeast Scholar Athlete.

2014: Played 75 sets in 23 matches... Recorded 137 kills and averaged 1.83 kills per set... Finished the season with a .217 kills percentage... Defensively, Werths chipped in with 31 blocks and 27 digs... Finished the season with 153.5 points and averaged 2.05 points per set... Set career-highs in attack percentage (.433) and kills (15) vs. Mississippi St. (9/5)... Recorded a career-best six blocks vs. Murray St. (11/8)... Southeast Scholar-Athlete.

2013: Played 35 sets in 14 matches in 2013 as a true freshman... The rightside hitter tallied 14 kills, averaging 1.17 kills per set... Recorded a .169 hitting clip her freshman season... Had 13 digs... Tallied 13 total blocks, 12 assisted and one solo... Recorded a season-best seven kills against Eastern Kentucky on Oct. 24... Named to the OVC Commissioner's Honor Roll.

Prep/Club: 2013 graduate of Edwardsville High School in Edwardsville, Ill.... Led her team to a regional and sectional championship during her senior season... Earned first-team All-Conference honors... Led the team to four regional championships and four conference championships... Helped Edwardsville High School earn a third-place finish in the 2010 state tournament... Also excelled in the classroom as an honor roll student during all four years at Edwardsville... Played club volleyball for the Southern Heat and Southwest Illinois Volleyball Club.


Personal: Daughter of John and Terri Werths... Born on March 16, 1995... Her major is undecided.



Madalyn WERTHS



6



SOUTHEAST MISSOURI STATE REDHAWKS

VOLLEYBALL

PLAYER PROFILES



JADE MORTIMER

15

Class: Senior

Position: Libero

Hometown: Bloomington, Ill.

High School: University High

2015: Played 104 sets in 27 matches...Twice named Defensive Player of the Week (9/7, 10/5)...Led the team with 445 digs (4.28 digs/set)...Finished fifth in the OVC in digs/set...Recorded 10 or more digs in all but two matches, including a career-best 27 on two separate occasions (9/18 vs. UTEP and 10/3 at Tennessee Tech)...Accumulated four kills with a .222 hitting clip, 60 assists, 19 service aces and 23 points...Recorded a career-high five assists vs. DePaul (9/19) and at Eastern Illinois (10/17)...Named to the OVC Commissioner's Honor Roll...Southeast Scholar-Athlete.

2014: Played 102 sets in 27 matches... Accumulated 378 digs and finished eighth in the Ohio Valley Conference with 3.71 digs per set... Finished third on the team with 16 service aces... Recorded 41 assists, including a career-high four assists vs. Missouri St. (10/13)... Dug a career-best 24 balls at Morehead St. (10/11)... Southeast Scholar-Athlete.

2013: Played 115 sets in 32 matches as a true freshman... Played primarily as a defensive specialist, tallying 161 digs... Averaged 1.4 digs per set... Led the team in service aces with 34 on the season... Recorded three service aces in a match on six different occasions... Had a season-best 19 digs against IUPUI at Ohio State on Sept. 14... Named to the OVC Commissioner's Honor Roll.

Prep/Club: Under Armour All-American nominee...

Recorded 291 digs with a .093 dig percentage during her senior season... Helped her team to regional, sectional and Elite Eight appearances in 2011... Led team to a pair of Cornbelt Conference titles in 2010 and 2012... Played club volleyball for the Illini Elite and helped team finish eighth at the AAU National Tournament.

Personal: Daughter of Tom and Jana Mortimer... Born on Dec. 1, 1994... Her major is currently undeclared.

Ohio Valley Conference Honors

Defensive Player of the Week.....Sept. 7, 2015
Defensive Player of the Week.....Oct. 5, 2015

Career-Highs

Attack Pct. -
Kills 2.....at Tennessee State, Oct. 23, 2015
Assists 5.....2x; last at Eastern Illinois, Oct. 17, 2015
Digs 27.....2x; last at Tennessee Tech, Oct. 3, 2015
Blocks 1.....vs. Towson, Sept. 20, 2013
Service Aces 3.....7x; last at Saint Louis, Aug. 30, 2014

Season-by-Season Statistics

Season	SP	MP	K	K/S	E	TA	PCT	A	A/S	SA	Sa/S	DIG	D/S	RE	BS	BA	TB	B/S	BE	BHE	POINTS	P/S
2013	115	32	1	0.01	0	4	.250	15	0.13	34	0.30	161	1.40	22	0	1	1	0.01	1	0	35.5	0.30
2014	102	27	5	0.05	1	13	.308	41	0.40	16	0.16	378	3.71	34	0	0	0	0.00	1	2	21.0	0.21
2015	104	27	4	0.04	2	9	.222	60	0.58	19	0.18	445	4.28	28	0	0	0	0.00	0	0	23.0	0.22
Career	321	86	10	0.03	3	26	.269	116	0.36	69	0.21	984	3.07	84	0	1	1	0.00	2	2	79.5	0.25



15 **Jade** **MORTIMER**



KATARINA ROTTA

3

Class: Senior
Position: Setter

Hometown: Harvard, Ill.
High School: Big Foot

2015: Played 101 sets in 29 matches...Led the team with 696 assists...Her 6.89 assists/set ranked 10th in the OVC... Recorded 30 or more assists in eight matches, including a career-high 62 vs. Citadel (9/5)...Tallied nine double-doubles...Finished with 33 kills and a .246 hitting clip... Defensively, Rotta placed fourth on the team with 237 digs (season-high 15 vs. Eastern Kentucky (10/9) and at Eastern Illinois (10/17) to go along with one solo block and 10 block assists...Finished second on the team with 23 service aces... Received the OVC Medal of Honor for a perfect 4.0 GPA...Named to the OVC Commissioner's Honor Roll... Southeast Scholar-Athlete.

2014: Played 116 sets in 31 matches... Tallied 927 assists and averaged 7.99 assists per set... Named Setter of the Week (10/27)... Posted a .192 kill percentage on the season... Aced 17 serves, third-most on the team... Defensively, Rotta recorded 226 digs (1.95 digs per set) and 20 block assists... Recorded 10 double-doubles on the season... Eclipsed 50 assists in a match three times, including a career-best 58 assists vs. SIU (9/21)... Recorded five consecutive games of 30 or more assists in two different stretches... Set a career-high in kills with five vs. Mississippi St. (9/5)... Dug a career-best 14 balls vs. Austin Peay (11/7)... Southeast Scholar-Athlete.

2013: Played 29 sets in 12 matches in 2013... Tallied 111 assists while averaging 3.83 assists per set... Recorded six kills in 14 attempts for a .214 average... Had 35 digs on the season... Recorded a season-best 24 assists and eight digs at Murray State on Oct. 12... Named to the OVC Commissioner's Honor Roll.

Prep/Club: Graduated from Big Foot High School in 2013... Conference Player of the Year during her senior campaign... Four-time all-conference selection... Second-team all-state honoree... Edgerton Tournament Most Valuable Player... Led her team to the State Tournament her freshman and junior years... Played club volleyball for Club Fusion.

Personal: Daughter of Richard and Renate Rotta... Born on May 31, 1995... Majoring in Special Education.

Ohio Valley Conference Honors

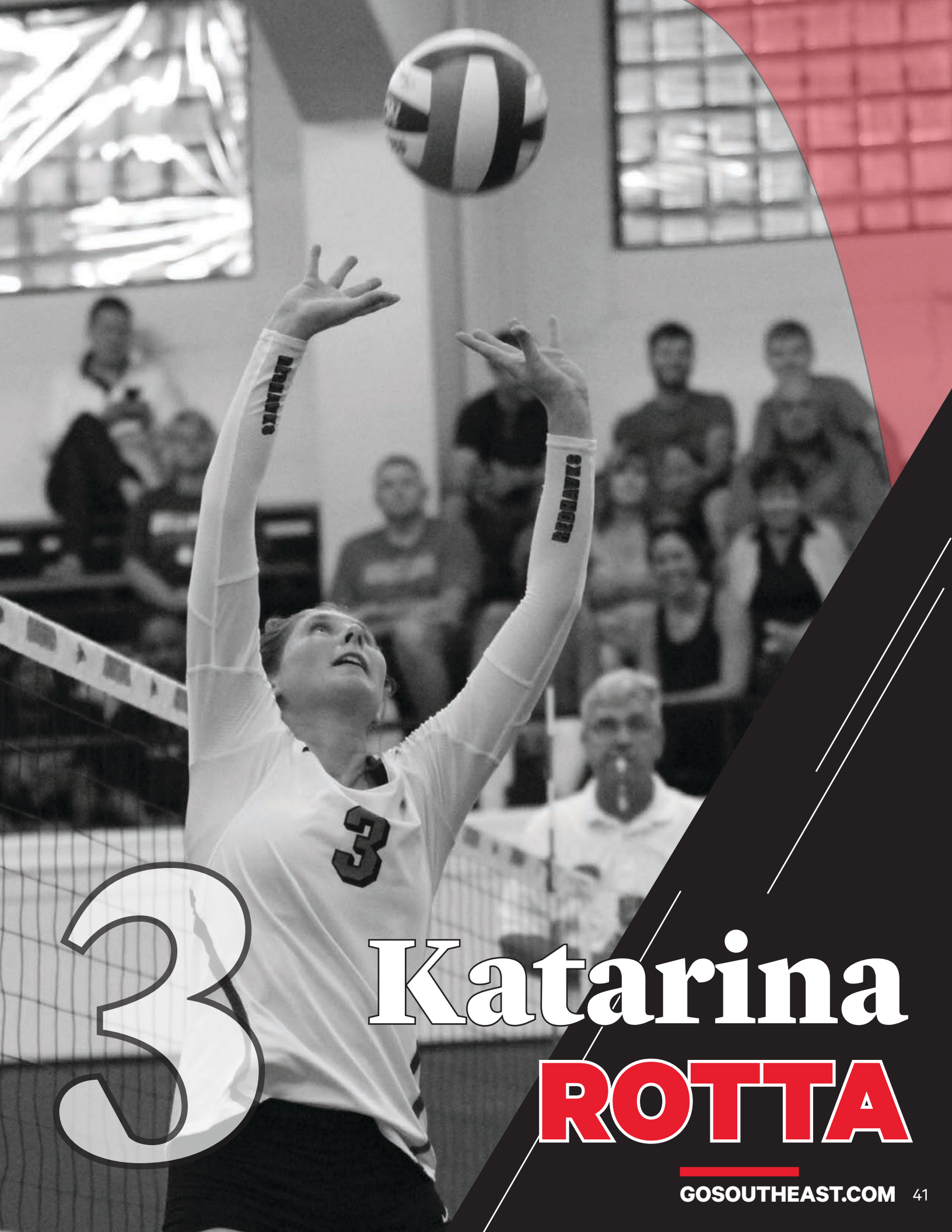
Setter of the Week Oct. 27, 2014

Career-Highs

Attack Pct. .417.....vs. Mississippi State, Sept. 5, 2014
Kills 5.....vs. Mississippi State, Sept. 5, 2014
Assists 62.....vs. The Citadel, Sept. 5, 2015
Digs 15.....2x; last at Eastern Illinois, Oct. 17, 2015
Blocks 4.....vs. USC Upstate, Sept. 5, 2015
Service Aces 4.....3x; last at Austin Peay Nov. 6, 2015

Season-by-Season Statistics

Season	SP	MP	K	K/S	E	TA	PCT	A	A/S	SA	Sa/S	DIG	D/S	RE	BS	BA	TB	B/S	BE	BHE	POINTS	P/S
2013	29	12	6	0.21	3	14	.214	111	3.83	1	0.03	35	1.21	0	1	2	3	0.10	0	10	9.0	0.31
2014	116	31	33	0.28	9	125	.192	927	7.99	17	0.15	226	1.95	2	0	20	20	0.17	0	30	60.0	0.52
2015	101	29	33	0.33	3	122	.246	696	6.89	23	0.23	237	2.35	1	1	10	11	0.11	4	28	62.0	0.61
Career	246	72	72	0.29	15	261	.218	1,734	7.05	41	0.17	498	2.02	3	2	32	34	0.14	4	68	131.0	0.53



3

Katarina **ROTTA**



NZINGHA CLARKE

16

Class: Junior

Position: Middle Blocker

Hometown: O'Fallon, Ill.

High School: O'Fallon Township

2015: Played 115 sets in 30 matches...Earned All-OVC honors...Named Preseason All-OVC in 2016...Led the team in kills (303, 2.63 kills/set), hitting clip (.323), blocks (121, 26 solo and 95 assists) and total points (377.5)...Finished 10th in the OVC with 3.28 points/set...Had the third-highest hitting percentage in the OVC...Tallied 10 or more kills in 16 matches, including a career-high 24 vs. Citadel (9/5)...Recorded five or more blocks in 13 matches, stuffing a season-best eight vs. Morehead State (10/10)...Led the OVC with 1.05 blocks/set...Added four assists, one service ace and 38 digs...Southeast Scholar-Athlete.

2014: Played 100 sets in 30 matches... Named to the Ohio Valley Conference All-Newcomer team... Finished the season with 136 kills and averaged 1.36 kills per set... Posted a .251 hitting clip on the season... Was a force on the net tallying 111 blocks (31 solo, 80 assists) and finished second in the OVC with 1.11 blocks per set... Set a season-high attack percentage of .692 vs. SIUE (10/17)... Recorded a season-high 11 kills at Austin Peay (9/27)... Recorded a season-high nine blocks at Morehead St. (10/11).

Prep/Club: Started all four years, lettered in three at O'Fallon Township High School... Named first team all-conference her senior year as well as garnering two all-tournament team honors and one tournament MVP on the season... Named second team all-conference her junior season... Twice, she led her team to a regional championship... Played club volleyball for the H2 St. Louis Volleyball club coached by Michael Loyd.

Personal: Daughter of Everton Clarke and Teresa Collins... Born May 31, 1996... Majoring in Psychology.

Ohio Valley Conference Honors

OVC All-Conference Team 2015
OVC All-Newcomer Team 2014

Career-Highs

Attack Pct. .692.....vs. SIUE, Oct. 17, 2014
Kills 24last vs. The Citadel, Sept. 5, 2015
Assists 1.....6x; last vs. Morehead State, Oct. 10, 2015
Digs 3.....5x; last vs. Eastern Illinois, Oct. 30, 2015
Blocks 9.....at Morehead State, Oct. 11, 2014
Service Aces 1.....vs. UT Martin, Sept. 29, 2015

Season-by-Season Statistics

Season	SP	MP	K	K/S	E	TA	PCT	A	A/S	SA	Sa/S	DIG	D/S	RE	BS	BA	TB	B/S	BE	BHE	POINTS	P/S
2014	100	30	136	1.36	53	331	.251	2	0.02	0	0.00	11	0.11	1	31	80	111	1.11	2	1	207.0	2.07
2015	115	30	303	2.63	81	688	.323	4	0.03	1	0.01	38	0.33	1	26	95	121	1.05	3	0	377.5	3.28
Career	215	60	439	2.04	134	1,019	.299	6	0.03	1	0.01	49	0.23	2	57	175	232	1.08	5	1	584.5	2.72



16 Nzingha **CLARKE**



KRISSA GEARRING

5

Class: Junior

Position: Outside Hitter

Hometown: Bolingbrook, Ill.

High School: Bolingbrook

2015: Played 109 sets in 28 matches...Finished second on the team in kills (297, 2.72 kills/set), digs (349) and points (336.5)...Recorded 10 double-doubles on the season...Twice recorded a season-high of 20 kills vs. Citadel (9/5) and vs. Jacksonville State (11/14)...Accumulated 20 or more digs three times, including a season-best 24 vs. Eastern Kentucky (10/9)...Placed fourth on the team with 36 total blocks (9 solo, 27 assists)...Contributed 19 assists and 17 service aces.

2014: Played 110 sets in 30 matches... Recorded 186 kills and a .109 hitting clip on the season... Finished with team-best 25 service aces, including a season-high six vs. Savannah St. (9/12)... Accumulated 289 digs which was the third-highest total on the team, and averaged 2.63 digs per set... Tallied 22 blocks (two solo, 20 assists)... Accumulated 10 or more kills in seven matches... Recorded four double-doubles on the season... Set season-highs in attack percentage (.583) and kills (23) vs. Mississippi St. (9/5)... Dug a season-high 25 balls at Austin Peay (9/27).

Prep/Club: Started and lettered four years at Bolingbrook High School... Named the Sun-Times Top 50 volleyball players in Illinois... Named team MVP her senior year... Holds the school record for kills in a season (420) as well as career kills (776) and digs in a season (357)... In addition to her career 776 kills and 357 digs, she has totaled 100 service aces, 39 blocks, and 35 assists... In 2011, she was selected to the USA Volleyball High Performance Indoor National Girl's Youth Continental Team.

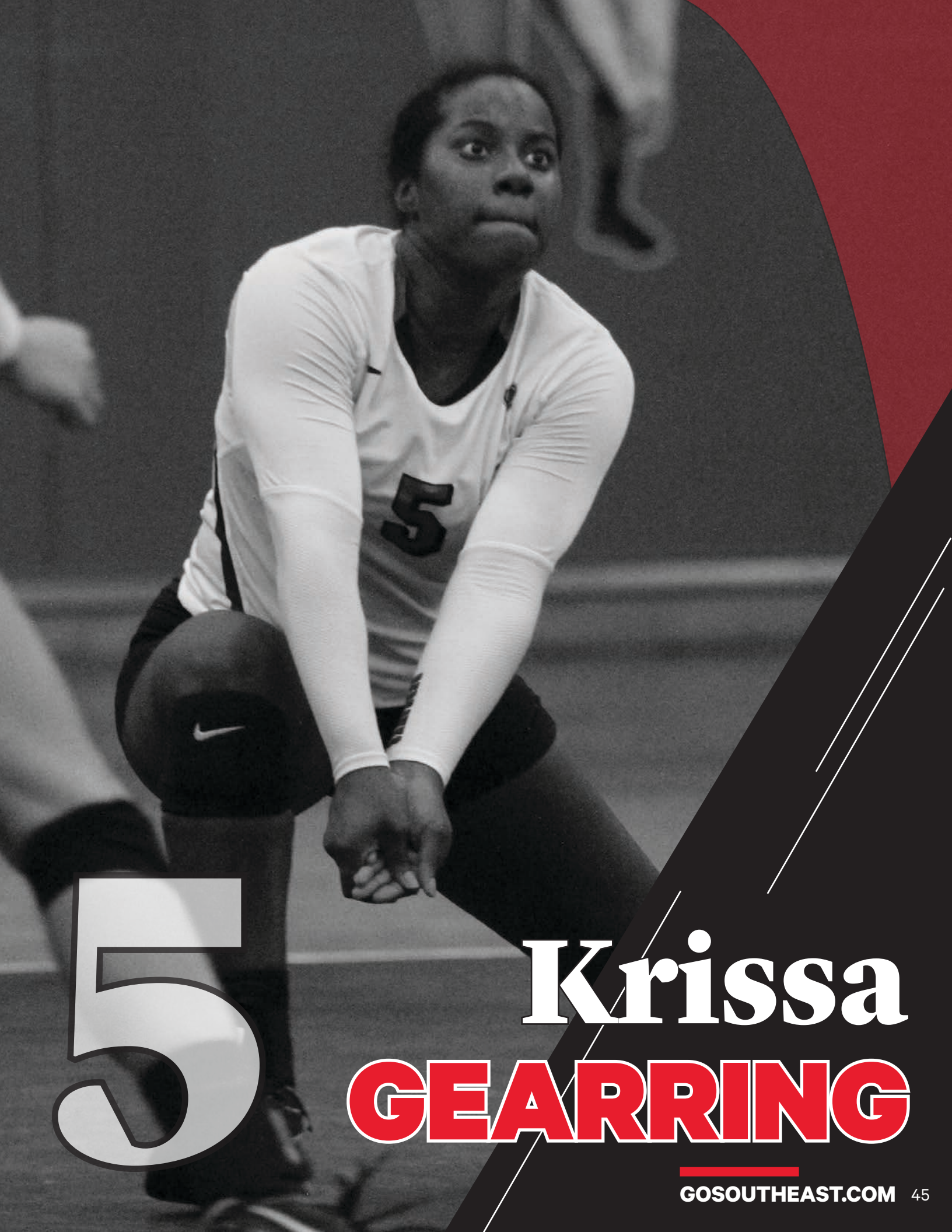
Personal: Daughter of Ron and Michelle Gearing... Born Dec. 25, 1995... Majoring in Science/Physiology.

Career-Highs

Attack Pct. .583.....vs. Mississippi State, Sept. 5, 2014
Kills 23vs. Mississippi State, Sept. 5, 2014
Assists 5at Eastern Illinois, Oct. 31, 2014
Digs 25at Austin Peay, Sept. 27, 2014
Blocks 4vs. Memphis, Aug. 29, 2014
Service Aces 6vs. Savannah State, Sept. 12, 2014

Season-by-Season Statistics

Season	SP	MP	K	K/S	E	TA	PCT	A	A/S	SA	Sa/S	DIG	D/S	RE	BS	BA	TB	B/S	BE	BHE	POINTS	P/S
2014	110	30	186	1.69	115	651	.109	25	0.23	25	0.23	289	2.63	65	2	20	22	0.20	0	1	223.0	2.03
2015	109	28	297	2.72	161	956	.142	19	0.17	17	0.16	349	3.20	40	9	27	36	0.33	2	2	336.5	3.09
Career	219	58	483	2.21	276	1,607	.129	44	0.20	42	0.19	638	2.91	105	11	47	58	0.26	2	3	559.5	2.55



5

Krissa **GEARRING**



JESSICA LAMBERT

6

Class: Junior

Hometown: Columbia, Mo.

Position: Defensive Specialist

High School: Rock Bridge

2015: Played 16 sets in eight matches...Recorded five digs, one assist, one service ace and one point on the season... Tallied a season-best two digs vs. UT Martin (9/29)... Received the OVC Medal of Honor for a perfect 4.0 GPA... Named to the OVC Commissioner's Honor Roll...Southeast Scholar-Athlete.

2014: Saw limited action on the court in 2014... Played four sets.

Prep/Club: Started and lettered two seasons at Rock Bridge High School in Columbia, Mo... Earned Academic All-State honors her junior and senior seasons... Helped lead her team to a 2013 District Championship... Played club volleyball for Club CoMO... Excelled in the classroom as a member of National Honor Society while earning a number of art awards in the Columbia area.

Personal: Daughter of Michael and Roxanne Lambert... Born Feb. 22, 1996... Majoring in Art Education at Southeast Missouri.

Career-Highs

Attack Pct. - -
 Kills - -
 Assists 1..... at Murray State, Sept. 26, 2015
 Digs 2..... vs. UT Martin, Sept. 29, 2015
 Blocks 1.....at Austin Peay, Sept. 27, 2014
 Service Aces - -

Season-by-Season Statistics

Season	SP	MP	K	K/S	E	TA	PCT	A	A/S	SA	Sa/S	DIG	D/S	RE	BS	BA	TB	B/S	BE	BHE	POINTS	P/S
2014	5	4	0	0.00	0	1	.000	1	0.20	0	0.00	1	0.20	0	0	1	1	0.20	0	0	0.0	0.00
2015	16	8	0	0.00	0	0	.000	1	0.06	1	0.06	5	0.31	0	0	0	0	0.00	0	0	1.0	0.06
Career	21	12	0	0.00	0	1	.000	2	0.10	1	0.05	6	0.29	0	0	1	1	0.05	0	0	1.0	0.05



6

Jessica
LAMBERT



MARIE LESS

11

Class: Junior

Position: Outside Hitter

Hometown: Forsyth, Ill.

High School: St. Teresa

2015: Played 113 sets in 30 matches...Placed fourth on the team with 177 kills and 220.5 points...Tallied five double-doubles...Led the team with 24 service aces...Defensively, she added 316 digs (2.80 digs/set) and 32 blocks (7 solo, 25 assists)...Recorded 20 or more digs four times, including a season-high 24 at Austin Peay (11/6)...Contributed 34 assists, tallying a season-high four vs. Morehead State (10/10) and vs. Jacksonville State (11/14)...Named to the OVC Commissioner's Honor Roll...Southeast Scholar-Athlete.

2015 (Arkansas State University): Played in 17 matches and 33 sets... Saw most time as a defensive specialist... Registered 31 digs, two service aces, an assist, and a kill during the season... Recorded a season-high eight digs against Louisiana-Lafayette (11/21).

Prep/Club: Graduate of Saint Teresa High School... Led her team to two State Final Fours in 2010 and 2011... Holds school record for kills in a season (495), career kills (1547), and career digs (1426)... Ranks 10th in career kills and tied for eighth for kills in a single match (32) in Illinois High School Association history... Three time Macon County Player of the Year and All-State performer... Four time All-Conference and All-County... Senior year was named WCIA 3 Player of the year... Was part of the National Honor Society and was an Illinois State Scholar... Played club volleyball for Illini Elite VBC.

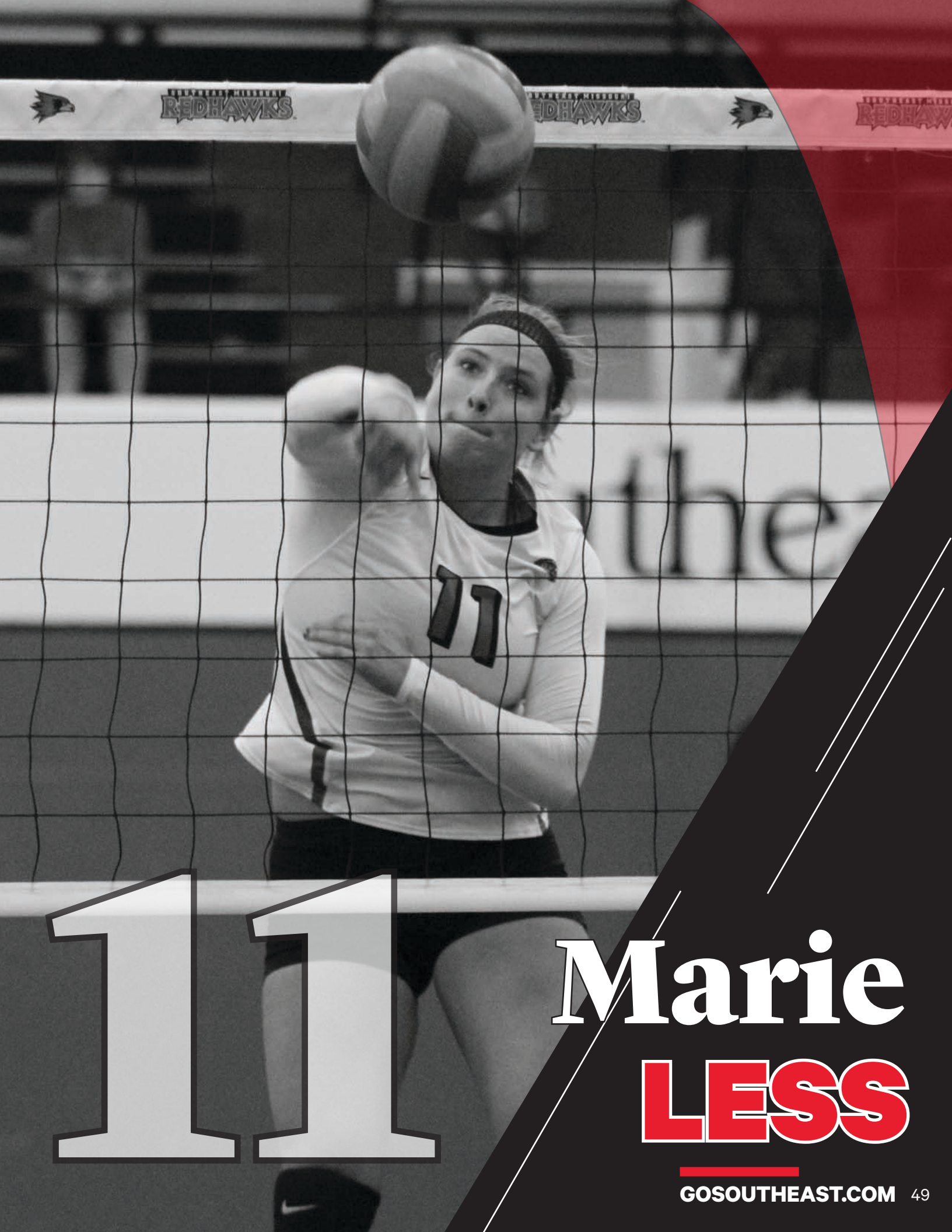
Personal: Daughter of John and Jeanne Less... Has three siblings: Emily, David, and Michael... Sister Emily played volleyball for Southern Illinois... Born on December 7, 1995... Majoring in Special Education.

Career-Highs

Attack Pct. .324..... vs. Eastern Illinois, Sept. 5, 2015
 Kills 14.....2x; last at Bradley, Sept. 18, 2015
 Assists 4..... vs. Morehead State, Oct. 10, 2015
 Digs 24.....at Austin Peay, Nov. 6, 2015
 Blocks 4..... vs. Morehead State, Oct. 10, 2015
 Service Aces 3.....2x; last vs. Austin Peay, Sept. 26, 2015

Season-by-Season Statistics

Season	SP	MP	K	K/S	E	TA	PCT	A	A/S	SA	Sa/S	DIG	D/S	RE	BS	BA	TB	B/S	BE	BHE	POINTS	P/S
2015	113	30-23	177	1.57	93	800	.105	34	0.30	24	0.21	316	2.80	48	7	25	32	0.28	4	4	220.5	1.95
Career	113	30-23	177	1.57	93	800	.105	34	0.30	24	0.21	316	2.80	48	7	25	32	0.28	4	4	220.5	1.95



11

Marie
LESS



JESSICA MCELDERRY

7

Class: Junior

Position: Middle Blocker

Hometown: Hoover, Ala.

High School: Hoover

2015: Played 58 sets in 15 matches...Finished the season with 47 kills and a .121 hitting clip...Set career-high marks in kills (8) and hitting clip (.533) vs. Eastern Illinois (10/30)... Recorded the third-most blocks on the team with 49 (12 solo, 37 assists), including a career-best eight (2 solo, 6 assists) vs. Eastern Kentucky (10/9)...Contributed 26 digs, two assists, three service aces and 80.5 points...Named to the OVC Commissioner's Honor Roll...Southeast Scholar-Athlete.

2014: Played 23 sets in 11 matches... Recorded 18 kills and a .188 kill percentage... Tallied 11 blocks (six solo, five assists), including a season high four blocks vs. Tennessee Tech (10/3)... Set season-highs in attack percentage (.600) and kills (4) vs. Mississippi St. (9/5).

High School... Her senior year, she tallied 176 kills, 74 solo blocks, and 162 block assists... She also recorded an impressive .416 hitting clip her senior season... Named All-Elite 8 team and Hoover All-Metro team... Led the metro area in blocks as a junior... Played for coach Julie Dailey on the Team Sting Volleyball Club... Off the court, she was a member of the National High School Scholar Society, National Spanish Honor Society, and the Minority Achievement Council.

Personal: Daughter of Glenn and Cathy McElderry... Born Oct. 23, 1995... Majoring in Biology at Southeast.

Prep/Club: Four-year starter and letter winner at Hoover

Career-Highs

Attack Pct. .364vs. Tennessee Tech, Oct. 3, 2014
Kills 8.....vs. Eastern Illinois, Oct. 30, 2015
Assists 1.....4x; last at SIUE, Oct. 16, 2015
Digs 5.....at Tennessee State, Oct. 23, 2015
Blocks 8.....vs. Eastern Kentucky, Oct. 9, 2015
Service Aces 1.....4x; last vs. SIUE, Oct. 31, 2015

Season-by-Season Statistics

Season	SP	MP	K	K/S	E	TA	PCT	A	A/S	SA	Sa/S	DIG	D/S	RE	BS	BA	TB	B/S	BE	BHE	POINTS	P/S
2014	23	11	18	0.78	9	48	.188	2	0.09	1	0.04	3	0.13	1	6	5	11	0.48	3	0	27.5	1.17
2015	58	15-14	47	0.81	29	149	.121	2	0.03	3	0.05	26	0.45	2	12	37	49	0.84	3	1	80.5	1.39
Career	81	26	65	0.80	38	197	.137	4	0.05	4	0.05	29	0.36	3	18	42	60	0.71	6	1	108.0	1.33



7

Jessica **MCELDERRY**



KEEGAN FORNOFF

1

Class: Sophomore

Position: Setter

Hometown: Joliet, Ill.

High School: Joliet Catholic Academy

2015: Played 69 sets in 20 matches...Finished second on the team with 422 assists (6.12 assists/set)...Recorded 30 or more assists in six matches, including a season-best 43 vs. Jacksonville State (11/14)...Tallied 18 kills and a .237 hitting clip... Defensively, Fornoff accumulated 110 digs (1.59 digs/set) and four block assists...Tied for sixth on the team with 12 service aces...Named to the OVC Commissioner's Honor Roll.

Prep/Club: Graduate of Joliet Catholic Academy... Led team to a second-place finish in Illinois High School Association 3A State in 2014 and Regional Championship in 2013... Captain of school and club team... Named to the 2014 Under Armour Watch List... Was part of the National Honor Society, National Spanish Honor Society, and the National Math Honor Society... Played club with UNO Volleyball Club.

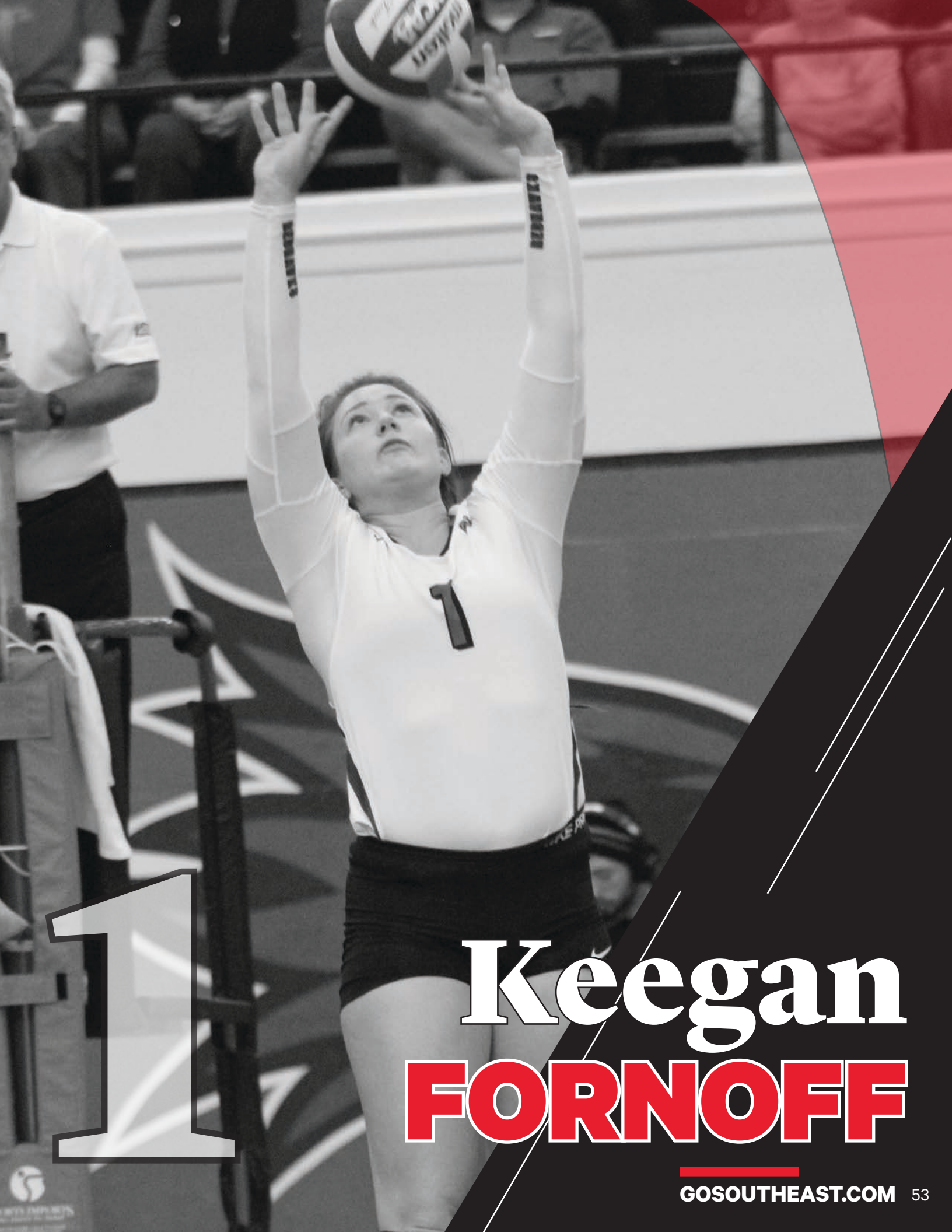
Personal: Daughter Jeff and Colleen Fornoff... Has two younger brothers... Born on October 15, 1996... Majoring in Biomedical Sciences.

Career-Highs

Attack Pct.
 Kills 2.....4x; last vs
 Assists 36.....at Bradley, Sept. 18, 2015
 Digs 14.....at Tennessee State, Oct. 23, 2015
 Blocks 1.....2x; last vs. Austin Peay, Sept. 26, 2015
 Service Aces 2.....2x; last at Eastern Illinois, Oct. 17, 2015

Season-by-Season Statistics

Season	SP	MP	K	K/S	E	TA	PCT	A	A/S	SA	Sa/S	DIG	D/S	RE	BS	BA	TB	B/S	BE	BHE	POINTS	P/S
2015	69	20-11	18	0.26	4	59	.237	422	6.12	12	0.17	110	1.59	2	0	4	4	0.06	0	17	32.0	0.46
Career	69	20-11	18	0.26	4	59	.237	422	6.12	12	0.17	110	1.59	2	0	4	4	0.06	0	17	32.0	0.46



1

Keegan **FORNOFF**



MADELINE GRIMM

10

Class: Sophomore

Position: Outside Hitter

Hometown: New Lenox, Ill.

High School: Providence Catholic

2015: Played 69 sets in 22 matches...Accumulated 64 kills in 194 total attacks...Recorded a double-double with a season-high 11 kills to go along with 13 assists vs. UT Martin (9/29)...Registered 139 digs (2.01 digs/set) and six block assists...Tallied a season-best 22 digs vs. Citadel (9/5)...Added six assists, 18 service aces and 85 points... Named to the OVC Commissioner's Honor Roll.

Prep/Club: Graduate of Joliet Catholic Academy... Led team to a second-place finish in Illinois High School Association 3A State in 2014 and Regional Championship in 2013... Captain of school and club team... Named to the 2014 Under Armour Watch List... Was part of the National Honor Society, National Spanish Honor Society, National Art Honor Society, and the National Math Honor Society... Played club with UNO Volleyball Club.


Personal: Daughter of Greg and Ann Grimm... Born September 26, 1997... Majoring in Biology: Pre-Physician Assistant.

Career-Highs

Attack Pct. .143 vs. UT Martin, Sept. 29, 2015
 Kills 11 vs. UT Martin, Sept. 29, 2015
 Assists 2 vs. The Citadel, Sept. 5, 2015
 Digs 22 vs. The Citadel, Sept. 5, 2015
 Blocks 2 2x; last vs. The Citadel, Sept. 5, 2015
 Service Aces 3 at Gardner-Webb, Sept. 4, 2015

Season-by-Season Statistics

Season	SP	MP	K	K/S	E	TA	PCT	A	A/S	SA	Sa/S	DIG	D/S	RE	BS	BA	TB	B/S	BE	BHE	POINTS	P/S
2015	69	22-10	64	0.93	41	194	.119	6	0.09	18	0.26	139	2.01	12	0	6	6	0.09	1	1	85.0	1.23
Career	69	22-10	64	0.93	41	194	.119	6	0.09	18	0.26	139	2.01	12	0	6	6	0.09	1	1	85.0	1.23



10 Madeline **GRIMM**

NEWCOMERS



Rachel Poole

Junior
Setter
Marble Hill, Mo.

4

2015 (Jefferson College): Named second team All-American...Earned All-Conference and All-Regional honors in the Missouri Community College Athletic Conference...Accumulated 1,303 assists for an average of 11.33 per set, ranking her fourth in the National Junior College Athletic Association...Tallied 235 digs (2.04 digs/set)...Racked up a .414 hitting percentage on 302 attempts.

Prep/Club: Transferred to Woodland High School for her senior season...Earned All-Conference, All-Region, All-Southeast Missourian and All-Woodland Tournament honors...Named BA All-Stars Game MVP and Semoball Player of the Year Finalist...Prior to Woodland, made All-Conference and All-State all three years at New Salem Baptist Academy.

Personal: Daughter of Randy and Debbie Poole...Born March 28, 1996...Majoring in Global Cultures & Languages: Anthropology.



Krista Berns

Freshman
Middle Blocker
Rockford, Ill.

9

Prep/Club: Played at Boylan Catholic High School...Was a team captain...Also competed for Club Fusion Volleyball.

Personal: Daughter of Lonnie and Monica Berns... Born October, 27, 1997...Majoring in Psychology.



Emily Boggetto

Freshman
Defensive Specialist
Joliet, Ill.

13

Prep/Club: Attended Providence Catholic High School... As a senior, Emily earned All-Conference and All-Area honors...Earned All-Tournament nod at Oak Lawn Invite... Named to the Illinois Top 30...Helped lead team to a Regional Championship...Played club volleyball for First Alliance Volleyball...Also played basketball.

Personal: Daughter of Brad and Michelle Boggetto...Born September 23, 1997...Currently undecided on a major... Brother Branden played baseball for SEMO and was drafted 754th overall (25th round) by the Washington Nationals.

Southeast Missouri State **REDHAWKS**



Mikayla Kuhlmann

Freshman
Outside Hitter
St. Louis, Mo.

12

Prep/Club: Played at Mehlville High School...Earned second team All-District and Breakout Star honors as a freshman...During her sophomore campaign, Mikayla was named a team captain of the varsity squad and was named Female Athlete of the Fall Season...Earned All-District honors all four years to go along with three All-Conference awards...Registered 828 kills, 1,415 digs, 66 blocks and 116 aces during her high school career.

Personal: Daughter of Kelly and Lynn Kuhlmann...Born January, 20, 1998...Majoring in Pre-Dental.



Alyssa Wolslegel

Freshman
Right/Outside Hitter
Appleton, Wisc.

8

Prep/Club: Graduate of Appleton North High School...As a senior, she earned second team All-Conference honors and an All-State Honorable Mention...Helped team to a third-place finish at State Tournament...Tallied 311 kills, 30 blocks and 33 digs...Honor Roll student all four years of high school...Member of National Honor Society...Played club volleyball for the Wisconsin Volleyball Academy.

Personal: Daughter of Chris and Milissa Wolslegel...Born August, 17, 1998...Majoring in Business Marketing.

CLASS PHOTOS

Seniors



Juniors



Sophomores



Freshmen





SOUTHEAST MISSOURI STATE REDHAWKS

VOLLEYBALL

2015 SEASON REVIEW

2015 STATISTICS

2015 Overall Stats

#	Player	SP	MP	ATTACK					SET			SERVE	
				K	K/Set	E	TA	Pct	A	A/Set	SA	SA/Set	SE
1	FORNOFF, Keegan	69	20-11	18	0.26	4	59	.237	422	6.12	12	0.17	22
2	CROFT, Korrine	57	16-16	76	1.33	23	210	.252	3	0.05	0	0.00	0
3	ROTTA, Katarina	101	29-19	33	0.33	3	122	.246	696	6.89	23	0.23	10
4	ROBERTS, Haley	112	30-0	0	0.00	0	3	.000	7	0.06	12	0.11	18
5	GEARRING, Krissa	109	28-28	297	2.72	161	956	.142	19	0.17	17	0.16	12
6	LAMBERT, Jessica	16	8-0	0	0.00	0	0	.000	1	0.06	1	0.06	5
7	MCELDERRY, Jessica	58	15-14	47	0.81	29	149	.121	2	0.03	3	0.05	10
9	MASTERSON, Taylor	59	17-7	76	1.29	40	261	.138	2	0.03	2	0.03	3
10	GRIMM, Madeline	69	22-10	64	0.93	41	194	.119	6	0.09	18	0.26	11
11	LESS, Marie	113	30-23	177	1.57	93	800	.105	34	0.30	24	0.21	21
14	WERTHS, Madalyn	102	27-22	260	2.55	72	711	.264	8	0.08	2	0.02	5
15	MORTIMER, Jade	104	27-0	4	0.04	2	9	.222	60	0.58	19	0.18	15
16	CLARKE, Nzingha	115	30-30	303	2.63	81	688	.323	4	0.03	1	0.01	4
SE Missouri		115	30-30	1355	11.78	549	4162	.194	1264	10.99	134	1.17	136
Opponents		115	30-30	1603	13.94	656	4390	.216	1512	13.15	174	1.51	195

#	Player	SP	RE	DIG		BLOCKING				POINTS			
				Dig	Dig/Set	BS	BA	Total	Blk/Set	BE	BHE	Points	Pts/Set
1	FORNOFF, Keegan	69	2	110	1.59	0	4	4	0.06	0	17	32.0	0.46
2	CROFT, Korrine	57	1	19	0.33	7	27	34	0.60	3	1	96.5	1.69
3	ROTTA, Katarina	101	1	237	2.35	1	10	11	0.11	4	28	62.0	0.61
4	ROBERTS, Haley	112	2	71	0.63	0	0	0	0.00	0	0	12.0	0.11
5	GEARRING, Krissa	109	40	349	3.20	9	27	36	0.33	2	2	336.5	3.09
6	LAMBERT, Jessica	16	0	5	0.31	0	0	0	0.00	0	0	1.0	0.06
7	MCELDERRY, Jessica	58	2	26	0.45	12	37	49	0.84	3	1	80.5	1.39
9	MASTERSON, Taylor	59	2	43	0.73	1	32	33	0.56	3	0	95.0	1.61
10	GRIMM, Madeline	69	12	139	2.01	0	6	6	0.09	1	1	85.0	1.23
11	LESS, Marie	113	48	316	2.80	7	25	32	0.28	4	4	220.5	1.95
14	WERTHS, Madalyn	102	2	43	0.42	5	58	63	0.62	10	1	296.0	2.90
15	MORTIMER, Jade	104	28	445	4.28	0	0	0	0.00	0	0	23.0	0.22
16	CLARKE, Nzingha	115	1	38	0.33	26	95	121	1.05	3	0	377.5	3.28
TEAM			33										
SE Missouri		115	174	1841	16.01	68	321	228.5	1.99	33	55	1717.5	14.93
Opponents		115	134	1963	17.07	57	305	209.5	1.82	44	33	1986.5	17.27

Southeast Missouri State REDHAWKS

2015 OVC Stats

#	Player	SP	ATTACK			SET		POINTS	
			K	K/Set	Pct	A	A/Set	PTS/s	
1	FORNOFF, Keegan	54	15	0.28	.245	333	6.17	0.44	
2	CROFT, Korrine	7	10	1.43	.240	1	0.14	1.86	
3	ROTTA, Katarina	54	16	0.30	.302	296	5.48	0.56	
4	ROBERTS, Haley	61	0	0.00	.000	5	0.08	0.07	
5	GEARRING, Krissa	56	149	2.66	.162	10	0.18	3.09	
6	LAMBERT, Jessica	8	0	0.00	.000	1	0.12	0.12	
7	MCELDERRY, Jessica	55	46	0.84	.150	2	0.04	1.42	
9	MASTERSON, Taylor	56	72	1.29	.154	2	0.04	1.61	
10	GRIMM, Madeline	25	32	1.28	.075	0	0.00	1.64	
11	LESS, Marie	60	84	1.40	.132	21	0.35	1.82	
14	WERTHS, Madalyn	62	180	2.90	.348	5	0.08	3.31	
15	MORTIMER, Jade	51	3	0.06	.600	34	0.67	0.22	
16	CLARKE, Nzingha	62	163	2.63	.339	4	0.06	3.39	
SE Missouri		62	770	12.42	.221	714	11.52	16.00	
Opponents		62	873	14.08	.199	820	13.23	17.06	

#	Player	SERVE			DIG		BLOCKING			
		SA	SA/S	RE	Dig	Dig/S	BS	BA	Total	Blk/S
1	FORNOFF, Keegan	9	0.17	2	87	1.61	0	1	1	0.02
2	CROFT, Korrine	0	0.00	0	1	0.14	0	7	7	1.00
3	ROTTA, Katarina	13	0.24	0	124	2.30	0	3	3	0.06
4	ROBERTS, Haley	4	0.07	2	43	0.70	0	0	0	0.00
5	GEARRING, Krissa	10	0.18	15	189	3.38	7	15	22	0.39
6	LAMBERT, Jessica	1	0.12	0	3	0.38	0	0	0	0.00
7	MCELDERRY, Jessica	3	0.05	2	25	0.45	11	36	47	0.85
9	MASTERSON, Taylor	2	0.04	2	39	0.70	1	30	31	0.55
10	GRIMM, Madeline	9	0.36	9	60	2.40	0	0	0	0.00
11	LESS, Marie	13	0.22	25	183	3.05	4	16	20	0.33
14	WERTHS, Madalyn	0	0.00	0	22	0.35	5	41	46	0.74
15	MORTIMER, Jade	8	0.16	13	206	4.04	0	0	0	0.00
16	CLARKE, Nzingha	1	0.02	0	24	0.39	15	63	78	1.26
TEAM				20						
SE Missouri		73	1.18	90	1006	16.23	43	212	149.0	2.40
Opponents		90	1.45	73	1061	17.11	29	133	95.5	1.54

2015 RESULTS

2015 Results

Date	Opponent	Score	Score-by-set	Record	OVC	Attend.
Aug 28	Arkansas	L 0-3	20-25, 10-25, 16-25	0-1	0-0	225
Aug 28	Saint Louis	L 1-3	25-20, 19-25, 19-25, 22-25	0-2	0-0	319
Aug 29	Missouri-Kansas City	L 0-3	24-26, 15-25, 14-25	0-3	0-0	251
Sep 04	at Gardner-Webb	W 3-0	25-21, 25-19, 25-15	1-3	0-0	752
Sep 05	vs USC Upstate (@GWU)	L 1-3	25-23, 19-25, 20-25, 23-25	1-4	0-0	249
Sep 05	vs The Citadel (@GWU)	W 3-2	23-25, 28-30, 25-17, 25-22, 15-8	2-4	0-0	362
Sep 11	vs UT Arlington (@Arkansas)	L 0-3	19-25, 21-25, 17-25	2-5	0-0	252
Sep 12	at Arkansas	L 0-3	7-25, 16-25, 10-25	2-6	0-0	563
Sep 12	vs Northwestern St. (@Arkansas)	W 3-1	25-21, 25-22, 23-25, 25-21	3-6	0-0	457
Sep 15	at Southern Illinois	L 0-3	19-25, 19-25, 15-25	3-7	0-0	443
Sep 18	vs UTEP (@Bradley)	L 2-3	25-13, 20-25, 25-20, 21-25, 9-15	3-8	0-0	77
Sep 18	at Bradley	W 3-2	25-19, 21-25, 18-25, 29-27, 15-12	4-8	0-0	376
Sep 19	vs DePaul (@Bradley)	L 2-3	18-25, 25-18, 28-26, 17-25, 10-15	4-9	0-0	81
* Sep 25	Murray State	L 0-3	23-25, 23-25, 21-25	4-10	0-1	782
* Sep 26	Austin Peay	W 3-1	25-21, 25-13, 20-25, 25-19	5-10	1-1	301
* Sep 29	UT Martin	L 0-3	24-26, 19-25, 21-25	5-11	1-2	207
* Oct 03	at Tennessee Tech	L 0-3	23-25, 24-26, 25-27	5-12	1-3	411
* Oct 09	Eastern Kentucky	W 3-1	26-24, 25-20, 17-25, 25-20	6-12	2-3	261
* Oct 10	Morehead State	W 3-1	14-25, 25-18, 25-16, 25-17	7-12	3-3	413
* Oct 16	at SIU Edwardsville	L 1-3	25-19, 21-25, 18-25, 22-25	7-13	3-4	407
* Oct 17	at Eastern Illinois	L 2-3	22-25, 26-24, 25-20, 17-25, 14-16	7-14	3-5	251
* Oct 23	at Tennessee State	W 3-2	25-13, 20-25, 22-25, 27-25, 17-15	8-14	4-5	278
* Oct 24	at Belmont	L 0-3	18-25, 18-25, 20-25	8-15	4-6	253
* Oct 30	Eastern Illinois	W 3-2	22-25, 25-19, 25-17, 26-28, 15-13	9-15	5-6	386
* Oct 31	SIU Edwardsville	W 3-0	25-22, 25-19, 25-20	10-15	6-6	277
* Nov 06	at Austin Peay	L 2-3	24-26, 24-26, 25-9, 25-11, 21-23	10-16	6-7	633
* Nov 07	at Murray State	L 0-3	18-25, 23-25, 17-25	10-17	6-8	222
* Nov 10	at UT Martin	L 0-3	14-25, 17-25, 23-25	10-18	6-9	193
* Nov 14	Jacksonville State	L 2-3	22-25, 25-18, 25-18, 23-25, 15-17	10-19	6-10	327
Nov 19	at #1 Murray State	L 0-3	16-25, 19-25, 17-25	10-20	6-10	431

*Denotes Conference Match

Southeast Missouri State REDHAWKS

2015 Match-by-Match

Date	Opponent	sp	k	e	ta	pct	ast	sa	se	re	dig	bs	ba	be	total	bhe	points
Aug 28	Arkansas State	3	32	12	101	.198	32	0	5	5	39	2	2	0	3.0	4	35.0
Aug 28	Saint Louis	4	40	21	160	.119	37	3	9	4	66	8	10	1	13.0	2	56.0
Aug 29	Missouri-Kansas City	3	30	25	123	.041	27	4	2	4	51	2	2	1	3.0	1	37.0
Sep 04	at Gardner-Webb	3	40	8	107	.299	39	10	5	6	55	2	8	1	6.0	0	56.0
Sep 05	vs USC Upstate (@GWU)	4	42	21	151	.139	41	6	5	7	82	3	8	1	7.0	2	55.0
Sep 05	vs The Citadel (@GWU)	5	71	16	168	.327	66	8	2	5	76	0	9	1	4.5	3	83.5
Sep 11	vs UT Arlington (@U of A)	3	35	19	111	.144	34	4	3	8	46	0	4	2	2.0	0	41.0
Sep 12	at Arkansas	3	19	29	103	-.097	17	2	0	7	34	1	4	0	3.0	3	24.0
Sep 12	vs Northwestern St. (@U of A)	4	45	18	146	.185	41	5	5	9	66	1	16	0	9.0	2	59.0
Sep 15	at Southern Illinois	3	31	18	114	.114	29	3	3	7	46	1	2	2	2.0	0	36.0
Sep 18	vs UTEP (@Bradley)	5	59	30	197	.147	55	7	3	2	88	0	12	2	6.0	2	72.0
Sep 18	at Bradley	5	61	20	173	.237	57	3	6	6	75	1	14	1	8.0	2	72.0
Sep 19	vs DePaul (@Bradley)	5	54	18	171	.211	50	5	11	7	79	1	8	2	5.0	1	64.0
Sep 25	Murray State	3	33	10	100	.230	32	1	4	7	36	1	12	0	7.0	0	41.0
Sep 26	Austin Peay	4	53	13	132	.303	48	7	6	4	65	1	20	0	11.0	4	71.0
Sep 29	UT Martin	3	44	20	133	.180	41	3	3	9	66	0	6	2	3.0	0	50.0
Oct 03	at Tennessee Tech	3	47	21	150	.173	41	2	1	6	66	2	10	1	7.0	1	56.0
Oct 09	Eastern Kentucky	4	54	25	169	.172	49	5	3	6	86	3	20	1	13.0	2	72.0
Oct 10	Morehead State	4	38	22	121	.132	37	7	3	6	47	6	18	3	15.0	1	60.0
Oct 16	at SIU Edwardsville	4	49	22	139	.194	45	3	10	9	60	1	8	0	5.0	1	57.0
Oct 17	at Eastern Illinois	5	63	13	182	.275	57	8	8	6	80	4	16	0	12.0	3	83.0
Oct 23	at Tennessee State	5	60	17	188	.229	59	1	5	4	91	2	20	3	12.0	5	73.0
Oct 24	at Belmont	3	27	12	110	.136	27	3	1	5	48	2	8	1	6.0	3	36.0
Oct 30	Eastern Illinois	5	67	16	165	.309	63	7	4	9	69	3	14	0	10.0	0	84.0
Oct 31	SIU Edwardsville	3	43	10	101	.327	39	5	6	3	42	1	12	0	7.0	2	55.0
Nov 06	at Austin Peay	5	67	20	176	.267	60	9	3	5	89	9	10	2	14.0	3	90.0
Nov 07	at Murray State	3	29	12	99	.172	25	1	1	4	43	6	8	0	10.0	3	40.0
Nov 10	at UT Martin	3	31	18	103	.126	29	2	6	5	43	1	8	2	5.0	2	38.0
Nov 14	Jacksonville State	5	65	22	183	.235	62	9	8	2	75	1	22	2	12.0	3	86.0
Nov 19	at #1 Murray State	3	26	21	86	.058	25	1	5	7	32	3	10	2	8.0	0	35.00
Southeast Missouri		115	1355	549	4162	.194	1264	134	136	174	1841	68	321	33	228.5	55	1717.5
Opponent		115	1603	656	4390	.216	1512	174	195	134	1963	57	305	44	209.5	33	1986.5

2015 OVC RESULTS AND RANKINGS

Final OVC Standings

Standings	Conference	Pct.	Overall	Pct.	Home	Away	Neutral
Murray State	15-1	0.938	27-3	0.900	10-1	10-2	7-0
Belmont	11-5	0.688	17-15	0.531	9-4	5-8	3-3
Eastern Illinois	11-5	0.688	16-15	0.516	7-2	5-7	4-6
Tennessee State	10-6	0.625	16-14	0.533	7-3	6-8	3-3
Eastern Kentucky	9-7	0.563	10-23	0.303	6-3	4-11	0-9
Morehead State	7-9	0.438	10-21	0.323	7-7	2-8	1-6
Tennessee Tech	7-9	0.438	10-21	0.323	5-6	3-8	2-7
Southeast Missouri	6-10	0.375	10-20	0.333	5-6	3-10	2-4
SIU Edwardsville	6-10	0.375	8-18	0.308	5-6	1-9	2-3
Jacksonville State	5-11	0.313	14-20	0.412	6-7	4-9	4-4
UT Martin	5-11	0.313	9-24	0.273	4-5	3-11	2-8
Austin Peay	4-12	0.250	10-22	0.313	4-6	1-13	5-3



Final OVC Statistical Leaders

Hitting Percentage	S	K	E	TA	Pct.	Kills	S	No.	Avg.	Opp. Hitting Pct.	S	K	E	TA	Pct.
Eastern Illinois	130	1698	665	4553	.227	Murray State	101	1481	14.66	Murray State	101	964	539	3437	.124
Murray State	101	1481	630	3771	.226	Belmont	122	1597	13.09	Tennessee State	118	1404	654	4134	.181
Jacksonville State	116	1364	601	3843	.199	Eastern Illinois	130	1698	13.06	Morehead State	114	1281	605	3524	.192
Belmont	122	1597	712	4462	.198	Tennessee State	118	1424	12.07	Belmont	122	1384	602	4066	.192
Southeast Missouri	115	1355	549	4162	.194	Morehead State	114	1362	11.95	Tennessee Tech	120	1579	644	4495	.208
Tennessee State	118	1424	661	4044	.189	Southeast Missouri	115	1355	11.78	Eastern Illinois	130	1650	680	4632	.209
Morehead State	114	1362	668	3729	.186	Jacksonville State	116	1364	11.76	Southeast Missouri	115	1603	656	4390	.216
UT Martin	125	1437	679	4418	.172	Tennessee Tech	120	1408	11.73	Eastern Kentucky	115	1478	609	4004	.217
SIUE	106	1234	615	3619	.171	SIUE	106	1234	11.64	SIUE	106	1328	542	3575	.220
Austin Peay	120	1384	690	4227	.164	Austin Peay	120	1384	11.53	Austin Peay	120	1562	588	4207	.232
Tennessee Tech	120	1408	686	4514	.160	UT Martin	125	1437	11.50	UT Martin	125	1703	631	4467	.240
Eastern Kentucky	115	1284	714	4112	.139	Eastern Kentucky	115	1284	11.17	Jacksonville State	116	1578	594	4095	.240

Digs	S	No.	Avg.	Blocks	S	BS	BA	Total	Avg.	Assists	S	No.	Avg.
Murray State	101	1740	17.23	Tennessee State	118	36	409	240	2.04	Murray State	101	1391	13.77
Tennessee Tech	120	1992	16.60	Morehead State	114	63	338	232	2.04	Belmont	122	1492	12.23
Southeast Missouri	115	1841	16.01	Southeast Missouri	115	68	321	228	1.99	Eastern Illinois	130	1579	12.15
Eastern Illinois	130	2031	15.62	SIUE	106	44	312	200	1.89	Tennessee State	118	1341	11.36
Austin Peay	120	1824	15.20	Eastern Illinois	130	48	391	243	1.87	Morehead State	114	1269	11.13
Tennessee State	118	1757	14.89	Austin Peay	120	81	255	208	1.74	Jacksonville State	116	1291	11.13
UT Martin	125	1837	14.70	Tennessee Tech	120	63	288	207	1.73	Southeast Missouri	115	1264	10.99
Belmont	122	1782	14.61	Eastern Kentucky	115	62	264	194	1.69	Tennessee Tech	120	1313	10.94
Jacksonville State	116	1689	14.56	Belmont	122	31	346	204	1.67	Austin Peay	120	1289	10.74
Eastern Kentucky	115	1654	14.38	UT Martin	125	41	324	203	1.62	SIUE	106	1136	10.72
SIUE	106	1459	13.76	Jacksonville State	116	95	178	184	1.59	UT Martin	125	1329	10.63
Morehead State	114	1425	12.50	Murray State	101	60	190	155	1.53	Eastern Kentucky	115	1153	10.03



SOUTHEAST MISSOURI STATE REDHAWKS

VOLLEYBALL

2016 OPPONENTS

2016 OPPONENTS

2016 Redhawks Invitational

August 26-27 Cape Girardeau, Mo. Show Me Center

Friday, August 26

- 10 a.m. Illinois-Chicago vs. Louisiana Tech
- 12 p.m. Southeast Missouri vs. New Orleans
- 4:30 p.m. Louisiana Tech vs. New Orleans
- 7 p.m. Southeast Missouri vs. Illinois-Chicago

Saturday, August 27

- 11 a.m. Illinois-Chicago vs. New Orleans
- 2 p.m. Southeast Missouri vs. Louisiana Tech



New Orleans
August 26
Cape Girardeau, Mo.



General Information

Location.....New Orleans, La.
Enrollment.....9,234
Nickname.....Privateers
Colors.....Royal Blue, Silver and Navy
Conference.....Southland Conference
President.....Dr. Peter Fos
Athletic Director.....Derek Morel

Coaching Staff

Head Coach.....Millicent Van Norden
Career Record.....204-267
Record at School.....25-40
Assistant Coaches.....Gabrielle Otero
.....Jan Sander

Team Information

2015 Record.....19-16
Conference Record.....7-9

Sports Information

Contact.....Eli Sirota
Office Phone.....(504) 280-7039
Email.....ensirota@uno.edu
Website.....UNOPrivateers.com

Illinois - Chicago
August 26
Cape Girardeau, Mo.



General Information

Location.....Chicago, Ill.
Enrollment.....29,048
Nickname.....Flames
Colors.....Navy Blue and Fire Engine Red
Conference.....Horizon League
President.....Timothy L. Killeen
Athletic Director.....Jim Schmidt

Coaching Staff

Head Coach.....Katie Schumacher-Cawley
Career Record.....97-121
Record at School.....Same
Assistant Coaches.....Ellen Yopchick
.....Josh Wielebnicki

Team Information

2015 Record.....12-19
Conference Record.....5-11
Starters Returning/Lost.....4/2+Libero
Letterwinners Returning/Lost.....10/5

Sports Information

Contact.....Dan Yopchick
Office Phone.....(312) 413-9340
Email.....yopchick@uic.edu
Website.....UICFlames.com

Louisiana Tech
August 27
Cape Girardeau, Mo.



General Information

Location.....Ruston, La.
Enrollment.....11,014
Nickname.....Lady Techsters
Colors.....Blue and Red
Conference.....Conference USA
President.....Dr. Les Guice
Athletic Director.....Tommy McClelland

Coaching Staff

Head Coach.....Adriano de Souza
Career Record.....48-106
Record at School.....19-70
Assistant Coaches.....Rachel Williams
.....Gabryel Ording

Team Information

2015 Record.....10-20
Conference Record.....3-13

Sports Information

Contact.....Blake Bolin
Office Phone.....(318) 257-5305
Email.....Bolin@latech.edu
Website.....LATechSports.com

Southeast Missouri State REDHAWKS

Northwestern State September 2 Birmingham, Ala.



General Information

Location..... Natchitoches, La.
Enrollment..... 17,865
Nickname..... Lady Demons
Colors..... Purple and White, Orange Trim
Conference..... Southland Conference
President..... Dr. Jim Henderson
Athletic Director..... Haley Blount

Coaching Staff

Head Coach..... Sean Kiracofe
Career Record..... 7-22
Record at School..... Same
Assistant Coaches..... Alicia Roth
..... Collin Wallace

Team Information

2015 Record..... 7-22
Conference Record..... 5-11
Starters Returning/Lost..... 4/2
Letterwinners Returning/Lost..... 10/4

Sports Information

Contact..... Jason Pugh
Office Phone..... (318) 357-6469
Email..... pughj@nsula.edu
Website..... NSUDemons.com

UAB September 2 Birmingham, Ala.



General Information

Location..... Birmingham, Ala.
Enrollment..... 18,333
Nickname..... Blazers
Colors..... Forest Green and Old Gold
Conference..... Conference USA
President..... Ray L. Watts, M.D.
Athletic Director..... Mark Ingram

Coaching Staff

Head Coach..... Kerry Messersmith
Career Record..... 663-399
Record at School..... 189-147
Assistant Coaches..... Ashley Hardee
..... Rashinda Reed

Team Information

2015 Record..... 9-23
Conference Record..... 1-15
Starters Returning/Lost..... 3/3+Libero
Letterwinners Returning/Lost..... 11/7

Sports Information

Contact..... Kathryn Langley
Office Phone..... 934-0724
Email..... langleyk@uab.edu
Website..... UABsports.com

Radford September 3 Birmingham, Ala.



General Information

Location..... Radford, Virginia
Enrollment..... 9,928
Nickname..... Highlanders
Colors..... Red and White
Conference..... Big South Conference
President..... Brian Hemphill
Athletic Director..... Robert Lineburg

Coaching Staff

Head Coach..... Marci Jenkins
Career Record..... 128-125
Record at School..... 55-63
Assistant Coaches..... Chris Hertel
..... Caleb Adams

Team Information

2015 Record..... 14-15
Conference Record..... 6-8

Sports Information

Contact..... Brian Cox
Office Phone..... (540) 831-5726
Email..... bcx27@radford.edu
Website..... RadfordAthletics.com

Evansville September 5 Evansville, Ind.



General Information

Location..... Evansville, Indiana
Enrollment..... 2,822
Nickname..... Purple Aces
Colors..... Purple, White and Orange
Conference..... Missouri Valley Conference
President..... Dr. Thomas Kazez
Athletic Director..... Mark Spencer

Coaching Staff

Head Coach..... Manolo Concepción
Career Record..... 35-118
Record at School..... 25-66
Assistant Coaches..... Cheneta Morrison
..... Jose Reyes

Team Information

2015 Record..... 8-24
Conference Record..... 2-16
Starters Returning/Lost..... 2/4
Letterwinners Returning/Lost..... 7/7

Sports Information

Contact..... Bob Pristash
Office Phone..... (812) 488-2285
Email..... rp113@evansville.edu
Website..... GoPurpleAces.com

Valparaiso September 9 Valparaiso, Ind.



General Information

Location..... Valparaiso, Ind.
Enrollment..... 4,500
Nickname..... Crusaders
Colors..... Brown and Gold
Conference..... Horizon League
President..... Mark A. Heckler
Athletic Director..... Mark LaBarbera

Coaching Staff

Head Coach..... Carin Avery
Career Record..... 394-282
Record at School..... 339-132
Assistant Coaches..... Craig Cromwell

Team Information

2015 Record..... 27-8
Conference Record..... 11-5

Sports Information

Contact..... Aaron Leavitt
Office Phone..... (219) 464-6953
Email..... Aaron.Leavitt@valpo.edu
Website..... ValpoAthletics.com

Duquesne September 10 Valparaiso, Ind.



General Information

Location..... Pittsburgh, Pa.
Enrollment..... 9,984
Nickname..... Dukes
Colors..... Red and Blue
Conference..... Atlantic 10
President..... Ken Gormley
Athletic Director..... Dave Harper

Coaching Staff

Head Coach..... Steve Opperman
Career Record..... 395-381
Record at School..... 276-265
Assistant Coaches..... Ryan Sweitzer
..... Amber Kaufman

Team Information

2015 Record..... 14-15
Conference Record..... 8-6
Starters Returning/Lost..... 5+Libero/1
Letterwinners Returning/Lost..... 11/4

Sports Information

Contact..... Ryan Gavatorra
Office Phone..... 412-396-6560
Email..... gavatorrar@duq.edu
Website..... GoDuquesne.com

2016 OPPONENTS

Central Michigan September 10 Valparaiso, Ind.



General Information

Location..... Mount Pleasant, Mich.
Enrollment.....28,389
Nickname.....Chippewas
Colors.....Maroon and Gold
Conference.....Mid-American Conference
President.....George E. Ross
Athletic Director.....Dave Heeke

Coaching Staff

Head Coach.....Mike Gawlik
Career Record.....0-0
Record at School.....Same
Assistant Coaches.....Adam Rollman
.....Krista Rice

Team Information

2015 Record.....11-18
Conference Record.....6-10

Sports Information

Contact.....Maria Rivera
Office Phone.....(989) 774-3277
Email.....schmi2ma@cmich.edu
Website.....CMUChippewas.com

Southern Illinois September 13 Cape Girardeau, Mo.



General Information

Location.....Carbondale, Ill.
Enrollment.....17,292
Nickname.....Salukis
Colors.....Maroon and White
Conference.....Missouri Valley Conference
President.....Dr. Randy J. Dunn
Athletic Director.....Tommy Bel

Coaching Staff

Head Coach.....Justin Ingram
Career Record.....137-83
Record at School.....77-50
Assistant Coaches.....Todd Nelson
.....Dean Torgerson

Team Information

2015 Record.....20-13
Conference Record.....14-4
Starters Returning/Lost.....4+Libero/2
Letterwinners Returning/Lost.....11/3

Sports Information

Contact.....Will Becque
Office Phone.....(618) 453-5470
Email.....william.becque@siu.edu
Website.....SIUSalukis.com

Drake September 16 Macomb, Ill.



General Information

Location.....Des Moines, Iowa
Enrollment.....5,221
Nickname.....Bulldogs
Colors.....Blue and White
Conference.....Missouri Valley Conference
President.....Earl F. "Marty" Martin
Athletic Director.....Sandy Hatfield Clubb

Coaching Staff

Head Coach.....Darrin McBroom
Associate Head Coach.....Leslie Flores-Cloud
Assistant Coaches.....Mitchell McPartland

Team Information

2015 Record.....15-20
Conference Record.....6-12

Sports Information

Contact.....Ty Patton
Office Phone.....(515) 271-3014
Email.....ty.patton@drake.edu
Website.....GoDrakeBulldogs.com

Weber State September 16 Macomb, Ill.



General Information

Location.....Ogden, Utah
Enrollment.....26,681
Nickname.....Wildcats
Colors.....Purple and White
Conference.....Big Sky Conference
President.....Charles A. Wight
Athletic Director.....Jerry Bovee

Coaching Staff

Head Coach.....Jeremiah Larsen
Assistant Coaches.....David Gannon
.....Kayla Walker

Team Information

2015 Record.....6-22
Conference Record.....2-14

Sports Information

Contact.....Corie Holmes
Office Phone.....(801) 626-6012
Email.....corieholmes@weber.edu
Website.....WeberStateSports.com

Western Illinois September 17 Macomb, Ill.



General Information

Location.....Macomb, Ill.
Enrollment.....11,707
Nickname.....Fighting Leathernecks
Colors.....Purple and Gold
Conference.....The Summit League
President.....Dr. Jack Thomas
Athletic Director.....Matt Tanney, J.D

Coaching Staff

Head Coach.....Kelly Richardson
Career Record.....86-175
Record at School.....3-28
Assistant Coaches.....Dan Brown
.....Taylor Szypulski

Team Information

2015 Record.....3-28
Conference Record.....1-15
Starters Returning/Lost.....4/2
Letterwinners Returning/Lost.....10/4

Sports Information

Contact.....Monica Jaenicke
Office Phone.....(309) 298-1133
Email.....ml-jaenicke@wiu.edu
Website.....GoLeathernecks.com

Austin Peay September 23 Clarksville, Tenn. October 29 Cape Girardeau, Mo.



General Information

Location.....Clarksville, Tennessee
Enrollment.....10,873
Nickname.....Governors
Colors.....Red and White
Conference.....Ohio Valley Conference
President.....Alisa White
Athletic Director.....Ryan Ivey

Coaching Staff

Head Coach.....Taylor Mott
Career Record.....358-238
Record at School.....54-79
Assistant Coaches.....Brian Netzler

Team Information

2015 Record.....10-22
Conference Record.....4-12

Sports Information

Contact.....Cody Bush
Office Phone.....(931) 221-7561
Email.....bushc@apsu.edu
Website.....www.LetsGoPeay.com

Southeast Missouri State REDHAWKS

Murray State
September 24
Murray, Ky.
October 28
Cape Girardeau, Mo.



General Information

Location.....Murray, Ky.
Enrollment.....10,830
Nickname.....Racers
Colors.....Blue and Gold
Conference.....Ohio Valley Conference
President.....Dr. Bob Davies
Athletic Director.....Allen Ward

Coaching Staff

Head Coach.....David Schwepker
Career Record.....276-352
Record at School.....263-252
Assistant Coaches.....Becca Lamb

Team Information

2015 Record.....27-3
Conference Record.....15-1
Starters Returning/Lost.....3/3+Libero

Sports Information

Contact.....Kevin DeVries
Office Phone.....(270) 809-7044
Email.....kdevries@murraystate.edu
Website.....GoRacers.com

UT Martin
October 4
Martin, Tenn.
November 8
Cape Girardeau, Mo.



General Information

Location.....Martin, Tenn.
Enrollment.....6,827
Nickname.....Skyhawks
Colors.....Navy Blue and Orange
Conference.....Ohio Valley Conference
Interim Chancellor.....Dr. Robert Smith
Interim Athletic Director.....Kevin McMillan

Coaching Staff

Head Coach.....Jaclynn Yocum
Career Record.....9-24
Record at School.....Same
Assistant Coaches.....Julia Noe

Team Information

2015 Record.....9-24
Conference Record.....5-11
Starters Returning/Lost.....2/4+Libero
Letterwinners Returning/Lost.....6/7

Sports Information

Contact.....Ryne Rickman
Office Phone.....(731) 881-7632
Email.....rrickman@utm.edu
Website.....utmsports.com

Eastern Illinois
September 30
Cape Girardeau, Mo.
November 5
Charleston, Ill.



General Information

Location.....Charleston, Ill.
Enrollment.....8,913
Nickname.....Panthers
Colors.....Blue and Gray
Conference.....Ohio Valley Conference
President.....Dr. David M. Glassman
Athletic Director.....Tom Michael

Coaching Staff

Head Coach.....Samantha Wolinski
Career Record.....227-274
Record at School.....16-15
Assistant Coaches.....Peter Green

Team Information

2015 Record.....16-15
Conference Record.....11-5
Starters Returning/Lost.....3/4
Letterwinners Returning/Lost.....5/5

Sports Information

Contact.....Matt Jagodzinski
Office Phone.....(217) 581-6408
Email.....mejagodzinski2@eiu.edu
Website.....eiupanthers.com

Jacksonville State
October 9
Jacksonville, Ala.



General Information

Location.....Jacksonville, Ala.
Enrollment.....9,504
Nickname.....Gamecocks
Colors.....Red and White
Conference.....Ohio Valley Conference
President.....Dr. John M. Beehler
Athletic Director.....Greg Seitz

Coaching Staff

Head Coach.....Terry Gamble
Career Record.....80-115
Record at School.....32-36
Assistant Coaches.....Leigh Barea

Team Information

2015 Record.....14-20
Conference Record.....5-11
Starters Returning/Lost.....4+Libero/1
Letterwinners Returning/Lost.....7/5

Sports Information

Contact.....Daniel Porter
Office Phone.....(256) 782-5965
Email.....dporter2@stu.jsu.edu
Website.....jsugamecocksports.com

SIUE
October 1
Cape Girardeau, Mo.
November 4
Edwardsville, Ill.



General Information

Location.....Edwardsville, Ill.
Enrollment.....13,972
Nickname.....Cougars
Colors.....Red and White
Conference.....Ohio Valley Conference
President.....Dr. Randy Pembrook
Athletic Director.....Dr. Brad Hewitt

Coaching Staff

Head Coach.....Leah Johnson
Career Record.....58-90
Record at School.....Same
Assistant Coaches.....Kendall Paulus
.....Luke Young

Team Information

2015 Record.....8-18
Conference Record.....6-10

Sports Information

Contact.....Eric Hess
Office Phone.....(618) 650-3608
Email.....ehess@siue.edu
Website.....siuecougars.com

Belmont
October 14
Cape Girardeau, Mo.



General Information

Location.....Nashville, Tennessee
Enrollment.....7,425
Nickname.....Bruins
Colors.....Navy, Red and White
Conference.....Ohio Valley Conference
President.....Dr. Robert C. Fisher
Athletic Director.....Scott Corley

Coaching Staff

Head Coach.....Tony Howell
Career Record.....36-29
Record at School.....Same
Assistant Coaches.....Ashley Neff
.....John Schmidt

Team Information

2015 Record.....19-14
Conference Record.....11-5
Starters Returning/Lost.....1/5
Letterwinners Returning/Lost.....2/10

Sports Information

Contact.....Kenisha Rhone
Office Phone.....(615) 460-5990
Email.....kenisha.rhone@belmont.edu
Website.....BelmontBruins.com

2016 OPPONENTS

Tennessee State
October 15
Cape Girardeau, Mo.



General Information

Location.....Nashville, Tenn.
Enrollment.....8,824
Nickname.....Tigers
Colors.....Reflex Blue and White
Conference.....Ohio Valley Conference
President.....Dr. Glenda Baskin Glover
Athletic Director.....Teresa Phillips

Coaching Staff

Head Coach.....Kathy Bullock
Career Record.....322-384
Record at School.....160-206
Assistant Coaches.....Vicmari Prospero
.....Donika Sutton

Team Information

2015 Record.....16-14
Conference Record.....10-6
Starters Returning/Lost.....3/3+Libero
Letterwinners Returning/Lost.....6/6

Sports Information

Contact.....Daniel Fitzpatrick
Office Phone.....(615) 963-5299
Email.....TBA
Website.....tsutigers.com

Eastern Kentucky
October 21
Richmond, Ky.



General Information

Location.....Richmond, Ky.
Enrollment.....17,034
Nickname.....Colonels
Colors.....Maroon and White
Conference.....Ohio Valley Conference
President.....Dr. Michael T. Benson
Athletic Director.....Stephen Lochmueller

Coaching Staff

Head Coach.....Lori Duncan
Career Record.....268-412
Record at School.....239-312
Assistant Coaches.....Lauren Snyder
.....Johnna Fouch

Team Information

2015 Record.....10-23
Conference Record.....9-7
Starters Returning/Lost.....3+Libero/3
Letterwinners Returning/Lost.....6/5

Sports Information

Contact.....Brandon Johnson
Office Phone.....(859) 622-6170
Email.....brandon.johnson@eku.edu
Website.....ekusports.com

Morehead State
October 22
Morehead, Ky.



General Information

Location.....Morehead, Ky.
Enrollment.....11,358
Nickname.....Eagles
Colors.....Blue and Gold
Conference.....Ohio Valley Conference
President.....Dr. Wayne D. Andrews
Athletic Director.....Brian Hutchinson

Coaching Staff

Head Coach.....Jaime Gordon
Career Record.....322-207
Record at School.....241-180
Associate Head Coach.....Kyrsten Becker
Assistant Coach.....Jared Goldberg

Team Information

2015 Record.....10-21
Conference Record.....7-9

Sports Information

Contact.....Nick Evans
Office Phone.....(606) 783-2557
Email.....n.evans@moreheadstate.edu
Website.....MSUEagles.com

Tennessee Tech
November 12
Cape Girardeau, Mo.



General Information

Location.....Cookeville, Tenn.
Enrollment.....10,900
Nickname.....Golden Eagles
Colors.....Purple and Gold
Conference.....Ohio Valley Conference
President.....Dr. Phil Oldham
Athletic Director.....Mark Wilson

Coaching Staff

Head Coach.....Dave Zelenock
Career Record.....30-61
Record at School.....Same
Assistant Coaches.....Cassandra Joyner
.....Danielle Gotham

Team Information

2015 Record.....10-21
Conference Record.....7-9
Starters Returning/Lost.....6/1
Letterwinners Returning/Lost.....12/1

Sports Information

Contact.....Holly Weber
Office Phone.....931-372-6139
Email.....hweber@tnntech.edu
Website.....TTUSports.com



The 2016 OVC Volleyball Championship will be held November 17-19 on the campus of the No. 1 seed.

Belmont won their second OVC Tournament Championship knocking off host Belmont in the finals. It was their first title since 2012.

First Round

Semifinals

Championship

No. 1 Seed

Match 4 - TBA
OVC Digital Network

No. 8 Seed

No. 4 Seed

Match 3 - TBA
OVC Digital Network

No. 5 Seed

No. 2 Seed

Match 2 - TBA
OVC Digital Network

No. 7 Seed

No. 3 Seed

Match 1 - TBA
OVC Digital Network

No. 6 Seed

Match 6 - TBA
OVC Digital Network

Championship Match 7 - TBA
OVC Digital Network

2016 OVC Champion and
Automatic NCAA Qualifier



SOUTHEAST MISSOURI STATE REDHAWKS

VOLLEYBALL

RECORDS AND HISTORY

TEAM & MATCH RECORDS

Team Season Records

Wins.....	28 (1993, '96, '99)	Assists	1,879 (1994)
Winning Pct.824 (1999)	Service Aces	319 (1993)
OVC Wins	18 (1996)	Service Errors.....	462 (1993)
OVC Winning Pct.	1.000 (1996, '00)	Reception Errors.....	385 (1996)
Matches Played.....	41 (1994)	Digs	2,506 (1994)
Sets Played	159 (1994)	Block Solo.....	136 (2013)
Kills	2,117 (1996)	Block Assists.....	438 (1993)
Kills per Set.....	17.21 (1996)	Total Blocks.....	343.5 (1996)
Errors.....	906 (1994)	Blocks per Set.....	2.51 (1996)
Total Attacks	5,663 (1994)	Blocking Errors.....	171 (1991)
Hitting Pct.292 (1999)	Ball Handling Errors	110 (1991)

Team Match Records

Kills	96 at Murray State 10/15/99	Longest Match.....	2:41
Total Attacks	277 vs. EIU 9/30/97		vs. Stephen F. Austin 9/1/00
Hitting Pct.568 vs. TSU 10/21/94	Largest Home Attendance.....	1,168
Assists	88 vs. Murray State 10/15/99		vs. Murray State 11/9/93
Service Aces	17 vs. TTU 9/24/94	Largest Away Attendance.....	1,789
Digs	153 vs. EIU 9/30/97		at Stanford (NCAA Tourney) 12/4/98
Block Solo.....	11 at UTM 10/9/91		
Total Blocks.....	19 vs. Morehead 11/18/95		

Individual Match Records

Kills	36 by Krista Haukap vs. North Carolina (NCAA Tourney) 11/30/00
Total Attacks	83 by Krista Haukap at Murray State, 10/15/99
Hitting Pct.....	1.000 by Jackie Dewort vs. Tennessee State, 10/10/98
Assists	82 by Tuba Meto at Murray State, 11/5/96
Service Aces	8 by Ceylan Tokcan vs. Arkansas-Little Rock, 11/11/94
Digs	43 by Kelly Benecka at Tennessee State, 10/2/10
Block Solo.....	7 by Erin Willrich at Tennessee Tech, 11/2/96
Block Assists.....	11 by Angie Aschoff vs. Loyola Marymount, 12/2/99
Total Blocks.....	12 by Taylor Masterson vs. Saint Louis 10/16/13
	by Emily Coon at Murray State 11/12/12
	by Angie Aschoff vs. Loyola Marymount 12/2/99
	by Erin Willrich vs. Morehead, 11/18/95/ vs. Valparaiso 11/29/96

SINGLE SEASON RECORDS

Kills

1.	753	Lori Kramper.....	1988
2.	634	Pam Kirsch.....	1993
3.	625	Jennifer Dolan.....	1989
4.	617	Ceylan Tokcan.....	1993
5.	609	Pam Kirsch.....	1992
6.	581	Krista Haukap.....	2000
7.	565	Lea Beckemeyer.....	2000
8.	562	Shelley Kennedy.....	1989
9.	548	Krista Haukap.....	1999
10.	547	Shelley Kennedy.....	1990

Assists

1.	1,714	Laura Dill.....	1990
2.	1,567	Tuba Meto.....	1997
3.	1,555	Tuba Meto.....	1996
4.	1,524	Tuba Meto.....	1995
5.	1,517	Tracie Gordon.....	1993
6.	1,511	Amy Henken.....	1999
7.	1,507	Laura Dill.....	1988
8.	1,469	Amy Henken.....	1998
9.	1,453	Emily Scannell.....	2000
10.	1,451	Emily Scannell.....	2002

Attack Attempts

1.	1,648	Lori Kramper.....	1988
2.	1,472	Colleen Yarber.....	2013
3.	1,424	Jennifer Dolan.....	1989
4.	1,422	Ceylan Tokcan.....	1993
5.	1,414	Colleen Yarber.....	2012
6.	1,382	Jessica Koepfer.....	2005
7.	1,381	Pam Kirsch.....	1993
8.	1,358	Pam Kirsch.....	1992
9.	1,324	Jill Stephens.....	1988
10.	1,321	Krista Haukap.....	2000

Hitting Percentage

1.	.468	Kim Lance.....	1984
2.	.466	Rachaelle Hayes.....	1984
3.	.431	LeAnn Powers.....	1985
4.	.429	Noly Broadnax.....	1982
5.	.401	Lori Kramper.....	1987
6.	.390	Judy Scheller.....	1986
7.	.386	Rachaelle Hayes.....	1983
8.	.384	Angie Aschoff.....	1999
9.	.381	Judy Scheller.....	1985
10.	.377	Kim Lance.....	1986

Digs

1.	849	Leslie Caughman.....	1987
2.	684	Jill Stephens.....	1987
3.	637	Molly Davis.....	2007
4.	625	Berkley Idel.....	2012
5.	621	Jill Stephens.....	1988
6.	616	Lauren Scannell.....	2005
7.	611	Lisa Thornton.....	1989
8.	602	Leslie Caughman.....	1988
9.	599	Molly Davis.....	2009
10.	584	Donna Thiele.....	1987

Service Aces

1.	89	Lisa Chatron.....	1984
2.	81	Ceylan Tokcan.....	1993
		Cathy Hanna.....	1982
4.	71	Janet Bucheit.....	1991
5.	69	LeAnn Powers.....	1986
6.	68	Sandy Seiler.....	1992
7.	64	Jamie Baumstark.....	2005
		Ceylan Tokcan.....	1994
9.	63	Kim Lance.....	1986
10.	61	Tuba Meto.....	1994

Blocks Solo

1.	180	Lori Kramper.....	1988
2.	152	Lori Kramper.....	1987
3.	127	Noly Broadnax.....	1982
4.	122	Jennifer Dolan.....	1989
5.	119	Rachaelle Hayes.....	1984
6.	107	Kathy Day.....	1984
7.	106	Nancy Scheller.....	1987
8.	97	Lori Kramper.....	1985
9.	91	Jennifer Dolan.....	1988
10.	89	Lori Kramper.....	1986

Block Assists

1.	292	Jennifer Dolan.....	1989
2.	263	Lori Kramper.....	1987
3.	257	Lori Kramper.....	1986
4.	209	Lori Kramper.....	1988
5.	189	Tina Thomas.....	1989
6.	179	Nancy Scheller.....	1987
7.	177	Judy Scheller.....	1986
8.	175	Jennifer Dolan.....	1988
9.	171	Jill Stephens.....	1989
10.	166	Mary Vaughn.....	1986

Total Blocks

1.	415	Lori Kramper.....	1987
2.	414	Jennifer Dolan.....	1989
3.	389	Lori Kramper.....	1988
4.	346	Lori Kramper.....	1986
5.	285	Nancy Scheller.....	1987
6.	266	Jennifer Dolan.....	1988
7.	253	Lori Kramper.....	1985
8.	234	Judy Scheller.....	1986
9.	233	Tina Thomas.....	1989
10.	232	Rachaelle Hayes.....	1984

CAREER RECORDS

Kills

1.	2,070	Krista Haukap.....	1997-00
2.	1,675	Jennifer Dolan.....	1987-90
3.	1,639	Lori Kramper.....	1985-88
4.	1,561	Jessica Koeper.....	2003-06
5.	1,487	Pam Kirsch.....	1990-93
6.	1,405	Lea Beckemeyer.....	1998-00
7.	1,275	Angi Aschoff.....	1996-99
8.	1,271	Rachaelle Hayes.....	1981-84
9.	1,266	Jill Stephens.....	1981-84
10.	1,244	Nancy Scheller.....	1987-91

Assists

1.	5,641	Laura Dill.....	1987-90
2.	5,406	Tracie Gordon.....	1991-94
3.	5,313	Emily Scannell.....	2000-03
4.	5,003	Tuba Meto.....	1994-97
5.	4,601	Julie Shives.....	2010-13
6.	3,473	Jamie Baumstark.....	2003-06
7.	2,980	Amy Henken.....	1998-99
8.	2,846	Sarah Barth.....	2006-09
9.	661	Gwyn Mincher.....	1988-89
10.	553	Alyssa Aston.....	2005-08

Attack Attempts

1.	4,921	Krista Haukap.....	1997-00
2.	4,510	Jessica Koeper.....	2003-06
3.	3,861	Jennifer Dolan.....	1987-90
4.	3,756	Susie Thompson.....	1993-96
5.	3,709	Lori Kramper.....	1985-88
6.	3,663	Colleen Yarber.....	2010-13
7.	3,452	Lea Beckemeyer.....	1998-00
8.	3,364	Pam Kirsch.....	1990-93
9.	3,247	Nancy Scheller.....	1987-91
10.	3,215	Theresa Sebacher.....	1993-96

Hitting Percentage

1.	.386	Judy Scheller.....	1985-86
2.	.372	Rachaelle Hayes.....	1981-84
3.	.366	Kim Lance.....	1983-86
4.	.345	Lisa Chatron.....	1981-84
5.	.339	Lori Kramper.....	1985-88
6.	.332	Angie Aschoff.....	1996-99
7.	.329	Tracie Gordon.....	1991-94
	.329	Noly Broadnax.....	1981-82
9.	.321	Kathy Day.....	1983-84
10.	.302	Pam Kirsch.....	1990-93

Digs

1.	2,223	Molly Davis.....	2006-09
2.	1,637	Leslie Caughman.....	1986-88
3.	1,627	Jill Stephens.....	1985-88
4.	1,534	Berkley Idel.....	2010-13
5.	1,521	Tuba Meto.....	1994-97
6.	1,482	Laura Dill.....	1987-90
7.	1,465	Krista Haukap.....	1997-00
8.	1,451	Jill Miller.....	2002-05
9.	1,437	Donna Thiele.....	1986-89
10.	1,416	Theresa Sebacher.....	1993-96

Service Aces

1.	243	Lisa Chatron.....	1981-84
2.	197	Jamie Baumstark.....	2003-06
3.	192	Tuba Meto.....	1994-97
4.	185	Tracie Gordon.....	1991-94
5.	178	Emily Scannell.....	2000-03
	178	Kim Lance.....	1983-86
7.	168	Cathy Hanna.....	1980-83
8.	165	Susie Thompson.....	1993-96
9.	160	Laura Dill.....	1987-90
	160	Lisa Thompson.....	1987-90

Blocks Solo

1.	518	Lori Kramper.....	1985-88
2.	296	Jennifer Dolan.....	1987-90
3.	290	Nancy Scheller.....	1987-91
4.	265	Rachaelle Hayes.....	1984-86
5.	206	Lisa Chatron.....	1981-84
6.	184	Jill Stephens.....	1985-88
7.	177	Noly Broadnax.....	1981-82
8.	164	Kathy Day.....	1983-84
9.	159	Erin Willrich.....	1993-96
10.	158	LeAnn Powers.....	1984-86

Blocks Assists

1.	885	Lori Kramper.....	1985-88
2.	728	Jennifer Dolan.....	1987-90
3.	543	Nancy Scheller.....	1987-90
4.	496	Laura Dill.....	1987-90
5.	463	Jill Stephens.....	1985-88
6.	371	Emily Coon.....	2010-13
7.	360	Brenna Schlader.....	2004-07
8.	358	LeAnn Powers.....	1985-86
9.	347	Angie Aschoff.....	1996-99
10.	328	Theresa Sebacher.....	1993-96

Total Blocks

1.	1,403	Lori Kramper.....	1985-88
2.	1,024	Jennifer Dolan.....	1987-90
3.	833	Nancy Scheller.....	1987-91
4.	647	Jill Stephens.....	1985-88
5.	635	Laura Dill.....	1987-90
6.	516	LeAnn Powers.....	1984-86
7.	496	Rachaelle Hayes.....	1982-84
8.	489	Emily Coon.....	2010-13
9.	463	Erin Willrich.....	1993-96
10.	438	Brenna Schlader.....	2004-07

COACHING HISTORY

Year	Coach	Record	Pct.	Conf.	Pct.	Finish
1974	Marjorie Parker	7-3	.700	N/A	N/A	N/A
1975	Marjorie Parker	15-7	.682	N/A	N/A	N/A
1976	Donna Enlow	6-21	.222	N/A	N/A	N/A
1977	Donna Enlow	10-24	.294	N/A	N/A	N/A
1978	Kris Burns	8-27	.229	N/A	N/A	N/A
1979	Kris Burns	1-16	.059	N/A	N/A	N/A
1980	Kerri Harris	13-18-1	.406	N/A	N/A	N/A
1981	Kerri Harris	29-15-1	.644	N/A	N/A	N/A
1982	Lana Flynn (Richmond)	18-14-3	.537	1-9	.100	Sixth
1983	Lana Flynn (Richmond)	22-18-1	.537	10-5	.667	Third
1984	Lana Flynn (Richmond)	40-11	.784	9-3	.750	Third
1985	Lana Flynn (Richmond)	26-13	.667	4-3	.571	Fourth
1986	Lana Flynn (Richmond)	37-9	.804	5-2	.714	Third
1987	Lana Flynn (Richmond)	27-12	.692	4-4	.500	Fourth
1988	Lana Flynn (Richmond)	33-14	.702	7-3	.700	Third
1989	Cindy Gannon	31-21	.596	7-2	.778	Third
1990	Cindy Gannon	31-12	.721	9-2	.818	Third
1991	Cindy Gannon	20-17	.571	12-1	.923	First-tie
1992	Cindy Gannon	19-18	.514	11-5	.688	Third
1993	Cindy Gannon	28-11	.718	15-1	.938	First
1994	Cindy Gannon	27-14	.659	15-1	.938	First
1995	Cindy Gannon	24-12	.667	14-2	.875	First
1996	Cindy Gannon	28-8	.778	18-0	1.000	First
1997	Cindy Gannon	26-9	.743	15-3	.833	First
1998	Cindy Gannon	24-12	.667	13-5	.722	Third
1999	Cindy Gannon	28-6	.823	17-1	.944	First
2000	Cindy Gannon	23-9	.719	16-0	1.000	First
2001	Cindy Gannon	15-14	.517	10-6	.625	Fourth
2002	Cindy Gannon	20-12	.625	13-3	.825	Third
2003	Cindy Gannon	11-19	.367	10-6	.625	Third-tie
2004	Cindy Gannon	11-17	.393	9-7	.562	Fourth-tie
2005	Renata Nowacki (Heard)	16-16	.500	11-5	.687	Fifth
2006	Renata Nowacki (Heard)	16-18	.471	8-8	.500	Sixth
2007	Renata Nowacki (Heard)	20-12	.625	15-5	.750	First-tie
2008	Renata Nowacki (Heard)	13-14	.481	11-7	.611	Fifth
2009	Renata Nowacki (Heard)	13-17	.433	8-10	.444	Seventh
2010	Renata Nowacki (Heard)	7-22	.241	4-14	.222	Ninth
2011	Julie Yankus	14-19	.424	11-9	.550	Fourth
2012	Julie Yankus	21-13	.618	12-4	.750	Second
2013	Julie Yankus	17-16	.515	9-7	.562	Fourth
2014	Julie Yankus	11-20	.355	7-9	.438	Eighth
2015	Julie Yankus	10-20	.333	6-10	.375	Eighth
Overall Record		816-621-6	.565			
OVC Record				290-129	.692	
Division I Record (1991-present)		462-366	.558			

FORMER COACH CINDY GANNON



16 Years of Coaching Excellence

Cindy Gannon has been a part of the Southeast Missouri athletics staff for over 25 years, transitioning from a successful coaching career to Southeast's Senior Associate Athletic Director/Senior Woman's Administrator.

Before becoming Senior Associate Athletic Director, Gannon coached the Redhawks' volleyball program for 16 seasons, winning a program-record 366 matches, eight Ohio Valley Conference regular season titles, and five OVC Tournament Championships. Gannon garnered OVC Coach of the Year four times throughout her career (1993, '95, '96, '99). Gannon mentored five OVC Players of the Year and one Freshman of the Year. In all, 51 of Gannon's players earned All-OVC honors during her 16-year tenure.

Academically, Southeast Missouri earned seven American Volleyball Coaches Association (AVCA) Academic Honors under Gannon. Individually, Southeast featured two CoSIDA Academic All-Americans and three Academic All-District honorees.

Gannon moved to Southeast's administration in 2005 and has served as the Redhawks Director of Athletics on an interim basis in 2007-08 and 2011-12. Today, Gannon serves as the sport administrator for the Southeast volleyball, soccer, softball, tennis, track, and gymnastics programs. She also oversees event management and sports information and is responsible for the athletic department's equity and diversity programs and departmental policies and procedures.

During her time at Southeast, Gannon founded and serves as director for the Annual Walk for Women's Athletics, an event that provides scholarship funds for the Redhawks Legacy program.



OVC CHAMPIONSHIPS, HONORS & AWARDS

OVC Regular-Season Champions

1991
1993
1994
1995
1996
1997
1999
2000
2007

OVC Tournament Champions

1994
1996
1998
1999
2000

Coach of the Year

1993 Cindy Gannon
1995 Cindy Gannon
1996 Cindy Gannon
1999 Cindy Gannon
2007 Renata Nowacki

Player of the Year

1993 Pam Kirsch
1996 Tuba Meto
1997 Tuba Meto
1999 Amy Henken
2000 Krista Haukap

Freshman of the Year

2000 Emily Scannell

First-Team All-OVC

1991 Janet Bucheit
1992 Pam Kirsch
Sandy Seiler
1993 Tracie Gordon
Pam Kirsch
Ceylan Tokcan
1994 Ceylan Tokcan
1995 Leanne Huffman
Tuba Meto
1996 Tuba Meto
Theresa Sebacher
Erin Willrich
1997 Jackie Derwort
Tuba Meto
1998 Angie Aschoff
1999 Angie Aschoff
Krista Haukap
Amy Henken
2000 Lea Beckenmeyer
Krista Haukap
2002 Emily Johnson
Emily Scannell
2003 Emily Scannell
2005 Jessica Koeper
2006 Jessica Koeper
2007 Karleigh DeLong
2008 Aubrey Dondlinger
2009 Karleigh DeLong
2011 Emily Coon
2012 Emily Coon
Colleen Yarber
2013 Emily Coon
2014 Taylor Masterson
2015 Nzingha Clarke

Second-Team All-OVC

1991 Sandy Seiler
1992 Tracie Gordon
1994 Tracie Gordon
Ami Mitchell
1995 Theresa Sebacher
1996 Leanne Huffman
1997 Angie Aschoff
1998 Jackie Derwort
Krista Haukap
Amy Henken
1999 Lea Beckenmeyer
2000 Rachelle Knapp
2001 Jessica Houpt
Bobbi Carlile
Emily Scannell
2002 Bobbi Carlile
2003 Suzanne Gundlach
2004 Jessica Koeper
2005 Jamie Baumstark
2008 Claire Keaton

Honorable Mention

1995 Susie Thompson

All-Freshman/ All-Newcomer Team

1991 Tracie Gordon
1992 Yvette Luyten
1994 Theresa Sebacher
1995 Cathy Pritchard
1996 Angie Aschoff
1997 Krista Haukap
1998 Amy Henken
1999 Emily Johnson
2000 Emily Scannell
2001 Jessica Houpt
2002 Jill Miller
2003 Jessica Wilfong
2007 Aubrey Dondlinger
2010 Emily Coon
2012 Taylor Masterson
2014 Nzingha Clarke

*OVC stopped splitting teams in 2010

OVC PLAYERS OF THE WEEK

1991

9/24 Sandy Seiler
10/22 Janet Bucheit
10/29 Janet Bucheit
11/5 Janet Bucheit
11/19 Nancy Scheller

1992

9/9 Pam Kirsch
9/22 Pam Kirsch
10/27 Pam Kirsch
11/3 Pam Kirsch
11/17 Pam Kirsch
Freshman
10/13 Yvette Luyten
11/3 Yvette Luyten
11/17 Yvette Luyten

1993

9/6 Pam Kirsch
9/20 Ceylan Tokcan
10/11 Pam Kirsch
10/25 Ceylan Tokcan
11/15 Pam Kirsch
Freshman
10/11 Ceylan Tokcan
11/1 Ceylan Tokcan
11/15 Ceylan Tokcan

1994

9/6 Ceylan Tokcan
10/3 Ceylan Tokcan
11/14 Ceylan Tokcan
Freshman
9/26 Tuba Meto

1995

10/2 Erin Willrich
11/6 Tuba Meto
11/14 Erin Willrich
Freshman
10/16 Cathy Prichard
10/30 Cathy Prichard

1996

10/7 Theresa Sebacher
10/14 Tuba Meto
11/11 Tuba Meto
Freshman
9/30 Angie Aschoff
10/21 Angie Aschoff

1997

Offensive
9/15 Tuba Meto
10/6 Tuba Meto
10/27 Jackie Derwort
Defensive
10/6 Jackie Derwort
11/17 Jackie Derwort
Freshman
9/15 Krista Haukap
9/22 Krista Haukap

1998

Offensive
9/21 Jackie Derwort
9/28 Angie Aschoff
10/12 Jackie Derwort
10/19 Angie Aschoff
Defensive
11/6 Jackie Dewort

1999

Offensive
9/13 Amy Henken
9/20 Krista Haukap
10/18 Amy Henken
10/25 Lea Beckemeyer
11/1 Angie Aschoff
Defensive
10/11 Kristen Campbell
10/18 Angie Aschoff
11/1 Krista Haukap
11/15 Angie Aschoff
Freshman
10/25 Emily Johnson

2000

Offensive
9/18 Lea Beckemeyer
10/9 Krista Haukap
10/16 Krista Haukap
Defensive
10/16 Lea Beckemeyer
10/23 Emily Johnson
Freshman
9/18 Emily Scannell

2001

Offensive
9/24 Bobbi Carlile

2002

9/9 Emily Scannell
10/14 Emily Johnson
10/21 Emily Scannell
11/11 Emily Johnson

2003

Offensive
10/27 Emily Scannell
Defensive
11/10 Jill Miller

2004

Defensive
11/15 Lauren Scannell

2005

Offensive
8/29 Jamie Baumstark
10/24 Jessica Koeper
11/7 Jamie Baumstark
Defensive
10/3 Lauren Scannell

2006

Offensive
9/11 Jessica Koeper
9/25 Jessica Koeper

2007

Offensive
10/1 Karleigh DeLong
2008
Offensive
9/15 Claire Keaton
10/27 Aubrey Dondlinger

Defensive

9/15 Molly Davis
Setter
9/15 Alyssa Aston
11/3 Sarah Barth
11/17 Sarah Barth

2009

Offensive
8/31 Emily Hughes
10/19 Emily Hughes
11/2 Karleigh DeLong
Defensive
9/14 Molly Davis
9/21 Molly Davis
9/28 Molly Davis
Setter
8/31 Sarah Barth
11/2 Sarah Barth

2009

Offensive
8/31 Emily Hughes

2010

Setter
8/30 Julie Shives

2012

Offensive
9/17 Taylor Masterson
Setter
9/3 Julie Shives

2013

Offensive
9/2 Emily Coon
11/11 Emily Coon
11/18 Colleen Yarber
Defensive
10/7 Andrea Baylin

2014

Setter
10/27 Katarina Rotta

2015

Defensive
9/7 Jade Mortimer
10/5 Jade Mortimer

OVC TOURNAMENT HISTORY

Record Year-by-Year

1991.....	1-1
1992.....	1-1
1993	2-1
1994 (Champions)	3-0
1995.....	1-1
1996 (Champions).....	3-0
1997	1-1
1998 (Champions).....	3-0
1999 (Champions).....	2-0
2000 (Champions).....	2-0
2001.....	1-1
2002.....	2-1
2003.....	0-1
2004.....	0-1
2005.....	1-1
2006.....	2-1
2007	0-1
2008.....	0-1
2011.....	1-1
2012.....	1-1
2013.....	0-1
2014.....	0-1
2015.....	0-1

Record as Seed

(1998-pres.)

No. 1.....	4-0
No. 2.....	1-1
No. 3.....	5-3
No. 4.....	2-4
No. 5.....	1-2
No. 6.....	2-1
No. 7.....	
No. 8.....	0-2

Record vs. Opponent

Austin Peay.....	4-4
Belmont.....	0-1
Eastern Illinois.....	3-1
Eastern Kentucky.....	2-1
Jacksonville State.....	1-1
Middle Tennessee.....	2-0
Morehead State.....	3-3
Murray State	3-4
Tennessee State	3-0
Tennessee Tech.....	2-1
UT Martin.....	4-2

Record by Location

(Since 1991)

Cape Girardeau, Mo.	5-1
1997, 1999, 2000	
Charleston, Ill.	4-1
1998, 2005	
Clarksville, Tenn.	1-1
1992	
Cookeville, Tenn.	1-2
1991, 2008	
Jacksonville, Ala.	2-2
2006, 2007, 2009	
Martin, Tenn.	3-2
2001, 2002	
Morehead, Ky.	3-5
1995, 2003, 2010, 2011, 2012, 2013	
Murray, Ky.	3-2
1996, 2014, 2015	
Murfreesboro, Tenn.	3-0
1994	
Richmond, Ky.	2-2
1993, 2004	

Italics indicates Southeast did not qualify that season.

All-Tournament Team

1991	Tracie Gordon
1992	Sandy Seiler
1993	Tracie Gordon
	Pam Kirsch
	Ceylan Tokan
1994	Tracie Gordon*
	Ceylan Tokan
1995	Theresa Sebacher
1996	Tuba Meto*
	Theresa Sebacher
	Susie Thompson
1997	Jackie Derwort
1998	Jackie Derwort*
	Amy Henken
	Krista Haukap
1999	Krista Haukap*
	Amy Henken
2000	Lea Beckemeyer*
	Krista Haukap
	Emily Scannell
2001	Emily Johnson
2002	Bobbi Carlile
	Emily Scannell
2006	Jamie Baumstark
	Jessica Koeper
2011	Emily Coon
2012	Colleen Yarber

* OVC Tournament MVP

ACADEMIC ACHIEVEMENTS



CoSIDA Academic All-America

First Team

2009 - Molly Davis

Third Team

1993 - Pam Kirsch

2000 - Krista Haukap

2008 - Molly Davis

2011 - Paige Dosey

CoSIDA Academic All-District

First Team

1992 - Pam Kirsch

1993 - Pam Kirsch

2000 - Krista Haukap

2008 - Molly Davis

2009 - Molly Davis

2011 - Paige Dosey

Second Team

2010 - Paige Dosey



AVCA All-Region Team

1996

Tuba Meto

Theresa Sebacher

1997

Tuba Meto

1999

Angie Aschoff

Krista Haukap

2000

Lea Beckemeyer

Krista Haukap

2002

Emily Scannell

2007

Karleigh DeLong

AVCA Team Academic Award

1997-98

1998-99

1999-00

2001-02

2002-03

2003-04

2004-05

2007-08

2008-09

2009-10

2010-11

2011-12

2012-13

2013-14

2014-15

2015-16



OVC Athlete of the Year


1994 - Pam Kirsch

OVC Medal of Honor Recipients

1996-97	Mandy Edington
	Cathy Pritchard
1997-98	Mandy Edington
	Cathy Pritchard
1998-99	Jackie Derwort
	Mandy Edington
1999-00	Jackie Haines
2000-01	Suzanne Gundlach
2001-02	Emily Wahlman
2002-03	Emily Wahlman
2006-07	Molly Davis
2007-08	Molly Davis
2008-09	Alyssa Aston
	Molly Davis
	Paige Dossey
2009-10	Molly Davis
	Paige Dossey
2010-11	Paige Dossey
2011-12	Paige Dossey
	Samantha Lowman
	Meredith Stranges
2012-13	Meredith Stranges
2014-15	Andrea Baylin
	Jessica Lambert
	Katarina Rotta
	Meredith Stranges
2015-16	Jessica Lambert
	Haley Roberts
	Katarina Rotta
	Madalyn Werths


SOUTHEAST MISSOURI HALL OF FAME

Tuba Meto, 1994-97



The starting setter for Southeast from 1995-1997, Meto led the Redhawks to a record of 105-43 during the span including a 62-6 record in OVC play. Southeast won the OVC title in each of her four seasons and made two NCAA Tournament appearances. She was the OVC Player of the Year in 1996 and 1997 and continues to play professionally in Turkey. She holds a spot in seven different Top-10 categories, including assists, and digs. She holds the All-Time assists record in a match with 82.

Krista Haukap, 1997-2000



Krista Haukap was inducted into the Southeast Missouri State Hall of Fame in 2010 after a dominate career in the late 90's. She recorded 36 kills against North Carolina in the NCAA Tournament, which is a Redhawk record. She owns the top spot in kills and total attempts in a career with 2,070 and 4,921, respectively. Uncoincidentally, the Redhawks went undefeated in the OVC in 2000, and had the winningest season in school history during her tenure.

HALL OF FAME CONTINUED

1996 Volleyball Team



The 1996 volleyball team was the first to go undefeated in conference play in the program's history. The team went 28-8 overall and a perfect 18-0 en route to its fourth-straight OVC championship. Southeast head coach Cindy Gannon was named OVC Coach of the Year and setter Tuba Meto was the league's Player of the Year. Four others, including Leanne Huffman, Theresa Sebacher, Erin Willrich and Angie Ashoff earned All-OVC honors. Southeast hosted Valparaiso in the NCAA play-in game and secured its first NCAA Tournament berth with a 3-1 win. Southeast later ended its season with a 3-0 loss at USC in the first round of the tournament. Southeast set seven team records which still stand today. Susie Thompson, Huffman and Sebacher all finished their careers with over 1,000 kills, marking the first time in NCAA history that had been done.

2000 Volleyball Team



After going undefeated (16-0) in Ohio Valley Conference play, the 2000 Volleyball Team won the OVC Tournament Championship to earn a berth in the NCAA Tournament. The 2000 team is the only team in Southeast volleyball history to advance to the second round of the NCAA Tournament. Southeast defeated North Carolina in five sets in the first round, but fell at Florida in the second round. That season, Southeast earned multiple conference honors, including Player-of-the-Year (Krista Haukap), Rookie-of-the-Year (Emily Scannell), OVC Tournament MVP (Lea Beckmeyer), three All-Tournament Team selections, two First-Team All-OVC picks, one Second-Team All-OVC honoree and one All-Freshman/Newcomer team accolade. On Nov. 30, 2000 against North Carolina in the first round of the NCAA Tournament, Haukap had 36 kills in the match, a record that still stands today. She holds the record for career kills (2,070) and total attempts (4,921), while Beckmeyer is sixth in career kills (1,405) and total attacks (3,452).

ALL-TIME SERIES RESULTS

Air Force (1-0)				Arkansas State (19-25)				Austin Peay (35-25)				Nov. 6 Loss 3-0				Bethal (2-3)			
2005	Sept. 2	Win	3-2	1978	Oct. 17	Loss	2-0	1977	Oct. 3	Win	2-0	2011	Oct. 7	Win	3-2	1980		Loss	2-0
Akron (0-1)				1981	Oct. 25	Loss	2-0	1986		Win	2-0	2012	Nov. 11	Win	3-1			Loss	2-0
1998	Sept. 5	Loss	3-0	1982	Sept. 26	Win	2-1	1991		Win	2-0	2013	Oct. 5	Win	3-1	1981	Sept. 12	Loss	2-0
Alabama (1-1)					Oct. 23	Loss	3-1	1992	Sept. 24	Win	3-2		Nov. 3	Loss	3-2	1982		Win	2-0
1996	Sept. 6	Win	3-0	1983		Loss	3-2		Oct. 29	Win	3-0	2014	Nov. 9	Win	3-0	1983		Win	2-1
2014	Aug. 29	Loss	1-3			Win	3-2	1992	Nov. 23	Loss	3-1		Nov. 21	Loss	3-1	Bradley (5-3)			
Alabama A&M (0-1)				1984		Loss	3-1		Oct. 6	Loss	3-0	2015	Sept. 27	Loss	3-1	1982		Win	2-0
2011	Aug. 27	Loss	3-1			Win	3-1	1993	Nov. 3	Loss	3-0		Nov. 7	Loss	3-0	1994	Oct. 8	Loss	3-0
Alabama State (1-0)				1985		Win	2-1	1994	Oct. 5	Win	3-1	Ball State (1-2)				1995	Sept. 1	Win	3-0
2014	Sept. 11	Win	3-0	1986		Win	2-0	1995	Nov. 2	Win	3-0	2000	Sept. 9	Loss	3-0	2002	Sept. 6	Loss	3-0
Albany (0-1)						Loss	3-0	1996	Oct. 4	Win	3-0	2004	Sept. 4	Loss	3-0	2005	Sept. 9	Loss	3-1
2004	Sept. 4	Loss	3-0	1987		Win	3-0	1997	Nov. 1	Win	3-0	2007	Aug. 25	Win	3-2	2006	Sept. 20	Win	3-1
Ambrose (0-1)				1988		Win	3-1	1998	Oct. 3	Win	3-1	Bellarmine (5-0)				2010	Aug. 28	Win	3-1
1981	Oct. 3	Loss	2-1	1989		Win	3-2	1999	Oct. 31	Win	3-0	1982		Win	3-0	2015	Sept. 18	Win	3-2
Angelo State (0-1)				1990		Loss	3-0	2000	Oct. 17	Win	3-0	1984		Win	3-0	Butler (2-4)			
1983		Loss	2-0	1991	Sept. 11	Win	3-2	2001	Oct. 31	Loss	3-0	1988		Win	3-0	1981	Oct. 2	Win	2-1
Appalachian State (1-1)				1992	Oct. 25	Loss	3-1	2002	Nov. 6	Loss	3-2	1990		Win	3-0	1992	Sept. 19	Win	3-0
1987		Win	2-0	1993	Sept. 10	Loss	3-0	2003	Nov. 20	Win	3-0	Belmont (2-3)				1996	Sept. 6	Loss	3-1
		Loss	2-1	1994	Nov. 19	Loss	3-1	2004	Nov. 8	Win	3-0	2005	Sept. 9	Win	3-1	1997	Aug. 29	Loss	3-0
Arizona (0-1)				1995	Nov. 12	Loss	3-0	2005	Nov. 17	Win	3-0	2009	Sept. 4	Loss	3-0	2005	Sept. 2	Loss	3-0
2011	Sept. 10	Loss	3-0	1996	Sept. 10	Loss	3-0	2006	Oct. 24	Win	3-1	2012	Oct. 12	Win	3-2	2012	Sept. 14	Loss	3-2
Arkansas (1-3)				1997	Sept. 2	Loss	3-0	2007	Nov. 16	Win	3-1		Nov. 16	Loss	3-2	Cal. State Northridge (1-0)			
1999	Oct. 27	Win	3-0	1998	Sept. 12	Win	3-2	2008	Oct. 12	Win	3-1	2013	Oct. 17	Loss	3-1	1995	Sept. 15	Win	3-0
2002	Aug. 30	Loss	3-1	1999	Oct. 7	Win	3-1	2009	Nov. 7	Win	3-1	2014	Oct. 25	Loss	0-3	Carroll (0-1)			
2006	Sept. 2	Loss	3-0	2000	Nov. 10	Loss	3-1	2010	Nov. 21	Win	3-0	Benedictine (2-0-1)				1986		Loss	3-1
2015	Sept. 12	Loss	3-0	2001	Sept. 1	Loss	3-0	2011	Oct. 9	Win	3-2	1980		Tie	1-1	Central Arkansas (1-1)			
				2002	Sept. 3	Win	3-1	2012	Nov. 20	Loss	3-1	1982		Win	2-0	1981	Sept. 26	Win	3-0
				2003	Sept. 16	Loss	3-0	2013	Oct. 29	Win	3-1	1983		Win	2-0	2009	Sept. 5	Loss	3-0
				2004	Sept. 7	Loss	3-0	2014	Oct. 28	Win	3-0	Bethany Nazarene (1-0)				Central Florida (0-1)			
				2005	Sept. 20	Loss	3-1	2015	Oct. 4	Win	3-2	1981	Sept. 11	Win	2-0	1994	Nov. 26	Loss	3-0
				2008	Oct. 18	Win	3-1	2016	Nov. 9	Win	3-0								
				2009	Sept. 12	Win	3-2	2017	Oct. 11	Loss	3-0								
				2011	Aug. 28	Win	3-1	2018	Nov. 14	Loss	3-0								
				2012	Sept. 13	Loss	3-0	2019	Nov. 20	Loss	3-0								
				2015	Oct. 2	Loss	3-2	2020	Sept. 25	Loss	3-0								
				2016	Aug. 28	Loss	3-0	2021	Oct. 24	Loss	3-0								
				2017				2022	Oct. 1	Loss	3-0								

84 **2016 VOLLEYBALL GUIDE**

Central Michigan (1-0)				The Citadel (2-0)				East Carolina (2-0)				2006	Oct. 4	Win	3-1	2007	Sept. 29	Win	3-1
1999	Sept. 18	Win	3-0	2014	Sept. 11	Win	3-0	1999	Sept. 10	Win	3-0	2007	Nov. 1	Win	3-1		Oct. 26	Win	3-1
				2015	Sept. 5	Win	3-2	2012	Aug. 31	Win	3-0		Sept. 18	Win	3-2	2008	Sept. 19	Win	3-2
Central Missouri State (1-23)													Oct. 23	Win	3-2		Oct. 25	Win	3-0
1977	Sept. 24	Loss	2-0	Clemson (0-1)				East Central CC (1-0)				2008	Oct. 2	Win	3-0	2009	Oct. 2	Loss	3-2
1978	Oct. 27	Loss	2-0	2009	Sept. 12	Loss	3-0	1977	Oct. 15	Win	2-1		Oct. 31	Win	3-1		Nov. 8	Win	3-1
	Nov. 3	Loss	2-0									2009	Oct. 16	Win	3-0	2010	Sept. 24	Win	3-2
1980		Loss	2-1	Colorado (0-1)				East Montana (1-0)					Nov. 13	Loss	3-2		Oct. 30	Win	3-2
1981	Sept. 12	Win	2-1									2010	Oct. 22	Loss	3-0	2011	Oct. 14	Win	3-1
	Oct. 9	Loss	2-0	2003	Aug. 29	Loss	3-2	1986		Win	2-0		Nov. 2	Loss	3-0		Nov. 5	Win	3-1
1982		Loss	2-0	Colorado State (0-2)				East Tennessee State (2-1)				2011	Sept. 16	Win	3-1		Nov. 17	Win	3-1
		Loss	2-0										Oct. 4	Win	3-1	2012	Oct. 20	Loss	3-2
		Loss	2-0	1998	Sept. 26	Loss	3-0	1991	Nov. 8	Loss	3-2	2012	Sept. 21	Win	3-1	2013	Oct. 24	Win	3-2
		Loss	3-1	1999	Sept. 4	Loss	3-2	1993	Sept. 17	Win	3-0		Oct. 27	Loss	3-2	2014	Oct. 10	Loss	3-1
1983		Loss	2-0	Culver-Stockton (0-1)				Eastern Illinois (30-20-1)				2013	Sept. 27	Win	3-2	2015	Oct. 9	Win	3-1
		Loss	2-1										Nov. 2	Loss	3-1	Eastern Michigan (0-1)			
1984		Loss	2-1	1984		Loss	2-1	1977	Sept. 10	Loss	2-0		Oct. 18	Win	3-2	1991	Sept. 6	Loss	3-2
		Loss	2-0	Dalton (0-1)				Eastern Kentucky (35-9)				2014	Oct. 31	Win	3-2	Eastern Washington (0-1)			
1985		Loss	2-0					1978	Sept. 17	Loss	3-0		Oct. 17	Loss	3-2	1995	Sept. 17	Loss	3-0
		Loss	3-2	1981	Oct. 3	Loss	2-1	1981	Oct. 20	Loss	2-0	1991	Oct. 30	Win	3-1				
1986		Loss	3-0	Dayton (0-2)								1992	Oct. 2	Loss	3-1	Elmhurst (1-0)			
		Loss	3-0					1991	Sept. 21	Loss	3-0		Oct. 19	Loss	3-2	1984		Win	2-1
1987		Loss	3-0					1994	Nov. 11	Win	3-2	1992	Oct. 30	Win	3-0				
1988		Loss	3-1	1978	Oct. 6	Loss	2-0	1995	Oct. 21	Loss	3-1	1993	Oct. 2	Win	3-1	Evansville (16-5)			
		Loss	3-0	1994	Sept. 9	Loss	3-2	1996	Sept. 17	Win	3-1		Oct. 29	Win	3-2				
1989		Loss	3-0	DePaul (0-4)								1994	Oct. 1	Win	3-1	1983		Loss	3-1
1990	Sept. 15	Loss	3-2						Nov. 24	Win	3-1		Oct. 28	Win	3-1	1984		Win	2-0
	Oct. 19	Loss	3-0	1983		Loss	2-0	1997	Sept. 30	Win	3-2	1995	Nov. 19	Win	3-2	1985		Win	3-2
Chicago State (4-0)									Nov. 4	Win	3-0		Oct. 7	Win	3-1				
1977	Sept. 17	Win	3-0	2001	Sept. 8	Loss	3-0		Nov. 22	Loss	3-1		Nov. 3	Win	3-0				
1981	Oct. 17	Win	2-1	2003	Sept. 13	Loss	3-0	1998	Sept. 22	Loss	3-0	1996	Oct. 4	Win	3-1	1986		Win	3-0
1990	Oct. 6	Win	3-0	2015	Sept. 19	Loss	3-2		Oct. 22	Loss	3-1		Nov. 16	Win	3-1				
2012	Aug. 25	Win	3-0									1997	Sept. 27	Win	3-0	1987		Win	3-1
Christian Brothers (4-0)				Drake (3-1)									Nov. 14	Win	3-0				
									Nov. 9	Win	3-0	1998	Sept. 13	Win	3-0	1988		Win	3-1
1981	Oct. 30	Win	2-0	1993	Oct. 18	Loss	3-2	2000	Sept. 20	Win	3-0		Oct. 2	Win	3-0				
1985		Win	3-0	2001	Sept. 8	Win	3-2		Oct. 12	Win	3-1	1999	Oct. 1	Win	3-0	1989		Loss	3-2
		Win	2-0	2003	Sept. 12	Win	3-1	2001	Oct. 10	Loss	3-1		Oct. 30	Win	3-0				
1986		Win	2-0	2004	Oct. 31	Win	3-0	2002	Oct. 8	Win	3-1	2000	Oct. 7	Win	3-0	1990	Oct. 5	Win	3-1
Cincinnati (0-1)				Drury (3-1)									Nov. 3	Win	3-0	1991	Sept. 20	Loss	3-2
								2003	Nov. 15	Win	3-0		Sept. 21	Win	3-2		Oct. 15	Win	3-0
1997	Sept. 6	Loss	3-1	1982		Win	2-0		Oct. 1	Loss	3-1	2001	Oct. 27	Win	3-0	1992	Nov. 13	Win	3-0
						Win	2-0	2004	Oct. 30	Win	3-0	2002	Sept. 20	Win	3-0	1993	Oct. 14	Win	3-0
									Oct. 1	Loss	3-1		Oct. 26	Win	3-0	2000	Oct. 9	Win	3-1
				1987		Loss	2-0	2005	Oct. 27	Loss	3-1	2004	Nov. 5	Loss	3-0	2009	Aug. 29	Loss	3-1
				1988		Win	3-2		Oct. 5	Loss	3-2	2005	Sept. 30	Loss	3-0	2011	Sept. 9	Loss	3-2
									Nov. 2	Win	3-0		Nov. 19	Loss	3-0	2012	Sept. 8	Win	3-0
									Nov. 18	Win	3-2	2006	Sept. 29	Win	3-0				

Southeast Missouri State REDHAWKS

Ferris State (0-1)				Georgia State (0-1)				Illinois-Chicago (0-1)				Jacksonville (0-1)				Kansas (0-4)			
1990	Sept. 14	Loss	3-2	2011	Aug. 26	Loss	3-0	2011	Sept. 10	Loss	3-2	1980		Loss	2-1	1977	Oct. 8	Loss	2-0
Florida (0-1)				Georgia Tech (0-1)				Illinois State (0-2)				Jacksonville State (13-12)				1993	Sept. 11	Loss	3-1
2000	Dec. 1	Loss	3-0	2009	Sept. 12	Loss	3-1	1992	Sept. 4	Loss	3-0	1986		Win	2-0	1996	Sept. 7	Loss	3-2
Florida Atlantic (1-0)				Graceland (1-1)				Illinois Wesleyan (1-0)				1987		Win	3-1	2002	Sept. 13	Loss	3-0
1988		Win	3-1	1980		Loss	2-1	2004	Sept. 11	Loss	3-0	1988		Win	2-0	Kansas State (0-2)			
Florida Southern (0-4)				Grand Valley (1-0)				Indiana (0-3)				2003	Oct. 17	Loss	3-1	1978	Oct. 6	Loss	2-0
1987		Loss	3-1	1989		Win	3-1	2003	Sept. 6	Loss	3-1	1988		Win	3-0	2013	Sept. 6	Loss	3-0
1989		Loss	3-0	Greenville (1-0)				2011	Sept. 2	Loss	3-0	2003	Oct. 15	Loss	3-2	Kent State (1-0)			
1990	Oct. 14	Loss	3-2	1980		Win	2-0	2014	Sept. 6	Loss	0-3	2004	Oct. 21	Win	3-1	2012	Sept. 15	Win	3-0
Florida State (0-1)				Harris Stowe (2-0)				Indiana State (5-3)				2005	Nov. 10	Loss	3-0	Kentucky (1-0)			
2000	Sept. 8	Loss	3-0	1981	Oct. 20	Win	3-0	1984		Win	3-0	2006	Oct. 20	Loss	3-0	1999	Sept. 17	Win	3-0
Florissant Valley CC (2-3)				1981	Nov. 6	Win	2-0			Win	3-0	2007	Nov. 11	Loss	3-1	Kentucky Wesleyan (1-0)			
1977	Oct. 7	Loss	2-0	Henderson (1-0)				1989		Win	3-0	2008	Nov. 18	Loss	3-0	1986		Win	2-0
	Oct. 22	Loss	2-0	1981	Sept. 26	Win	2-0	1991	Oct. 5	Win	3-0	2009	Oct. 9	Loss	3-0	Lamar (0-1)			
1978	Oct. 9	Loss	3-0	Hofstra (2-0)				1992	Sept. 5	Loss	3-2	2010	Oct. 9	Win	3-2	2001	Sept. 1	Loss	3-0
1980		Win	2-0	1981		Win	2-0	1994	Oct. 7	Loss	3-0	2011	Nov. 12	Loss	3-1	Lambruth (1-0)			
1981	Sept. 28	Win	3-0	Huntington (3-0)				Iowa (1-0)				2012	Sept. 23	Win	3-2	1980		Win	2-0
Fort Lewis (1-0)				1987		Win	2-1	2012	Aug. 25	Win	3-2	2013	Oct. 22	Loss	3-2	Lewis (0-1)			
1986		Win	3-0	1988		Win	3-0	Iowa State (1-3)				2014	Nov. 11	Win	3-1	1984		Loss	3-1
Fresno State (1-0)				Idaho (0-2)				1977	Oct. 8	Win	2-0	2015	Nov. 15	Loss	3-1	Lincoln (10-0)			
2000	Sept. 23	Win	3-1	1995	Sept. 16	Loss	3-1	1977	Sept. 5	Loss	3-0	Jefferson College (1-6)				1982		Win	2-0
Gardner Webb (1-0)				2008	Aug. 30	Loss	3-1	1992	Sept. 18	Loss	3-0	1977	Oct. 22	Loss	2-1	1982		Win	3-0
2015	Sept. 4	Win	3-0	Illinois (0-2)				1994	Sept. 3	Loss	3-0	1978	Nov. 1	Loss	2-0	1983		Win	2-0
George Washington (1-1)				1977	Sept. 10	Loss	2-0	IUPUI (2-2)				1980		Win	2-0	1984		Win	2-0
1997	Sept. 12	Win	3-1	1998	Sept. 4	Loss	3-0	2002	Sept. 7	Win	3-1	1981	Sept. 9	Loss	3-0	1985		Win	2-0
1999	Sept. 5	Loss	3-2	Jackson State (1-0)				2003	Sept. 6	Loss	3-1	2015	Oct. 6	Loss	3-1	1986		Win	3-0
Georgia (0-1)				Johnson (1-0)				2007	Sept. 8	Loss	3-1	John Brown (1-0)				1987		Win	3-0
1996	Sept. 13	Loss	3-1	1981	Oct. 9	Win	2-0	2013	Sept. 14	Win	3-2	1982		Win	2-0	1988		Win	3-0
				Lipscomb (1-0)				Jacksonville (0-1)				Johnson (1-0)				Lipscomb (1-0)			
				2006	Sept. 9	Win	3-1	1988		Win	3-0	1981	Oct. 9	Win	2-0	2006	Sept. 9	Win	3-1

ALL-TIME RESULTS

Loras (1-0)				McKendree (12-2)				Michigan Tech (1-0)				Mississippi College (1-0)				1986	Win	3-1	
1982	Win	3-0		1980	Win	3-0		1985	Win	2-0						Win	2-0		
					Win	2-0						1986	Win	2-0		Loss	2-1		
Louisiana Tech (1-0)				1981	Sept. 19	Win	3-0	Middle Tennessee (20-4)				Mississippi University for Women (2-4)				1987	Loss	3-2	
				1983	Win	2-1										Win	3-0		
2006	Sept. 9	Win	3-1	1984	Win	2-0		1978	Oct. 24	Win	2-0					Loss	2-1		
					Win	3-0		1986	Win	2-0						Loss	2-0		
Louisville (0-1)				1985	Loss	2-0		1988	Win	3-0		1980	Loss	2-0		Loss	3-1		
					Win	3-2		1989	Win	3-0		1985	Loss	2-0	1988	Loss	3-2		
1996	Sept. 14	Loss	3-0	1986	Win	3-2		1991	Sept. 28	Loss	3-2	1987	Loss	3-0		Loss	3-2		
					Win	2-0			Oct. 26	Win	3-0	1988	Loss	3-0		Win	3-2		
Louisville Tech (1-1)				1987	Loss	2-1		1992	Sept. 25	Win	3-2	1988	Win	3-2		Loss	3-1		
					Win	3-0			Oct. 23	Win	3-2	1989	Win	3-1	1989	Loss	3-0		
2001	Sept. 1	Win	3-0	1988	Win	3-0		1993	Sept. 25	Win	3-0					Loss	3-1		
2003	Sept. 13	Loss	3-0	1989	Win	3-0			Oct. 23	Win	3-1	Missouri Baptist (6-0)					Loss	3-0	
									Nov. 19	Win	3-1					Loss	3-2		
Loyola (0-8)				McNeese State (2-1)				1994	Sept. 23	Win	3-1	1984	Win	3-0		Loss	3-1		
									Oct. 21	Win	3-2		Win	3-0		Loss	3-1		
1981	Oct. 2	Loss	2-0	1993	Sept. 3	Loss	3-2	1995	Sept. 30	Win	3-0	1985	Win	3-0		Loss	3-0		
1982		Loss	3-0		Sept. 11	Win	3-2		Oct. 27	Win	3-1		Win	2-0	1990	Sept. 8	Loss	3-2	
1983		Loss	3-2	1995	Sept. 1	Win	3-2	1996	Oct. 11	Win	3-0	1986	Win	3-0		Oct. 20	Win	3-0	
1993	Nov. 13	Loss	3-0						Nov. 1	Win	3-1	1987	Win	3-2		Nov. 3	Win	3-0	
1994	Oct. 7	Loss	3-0	Memphis (5-11)				1997	Sept. 18	Win	3-0					Nov. 10	Loss	3-2	
1997	Sept. 6	Loss	3-1						Oct. 26	Win	3-0	Missouri-St. Louis (27-25)				1991	Sept. 1	Win	3-0
1999	Sept. 3	Loss	3-0	1977	Oct. 11	Loss	3-1	1998	Sept. 18	Win	3-0					1995	Sept. 5	Win	3-1
	Dec. 2	Loss	3-2		Oct. 31	Loss	2-0		Oct. 31	Win	3-0	1977	Sept. 20	Loss	2-1				
MacMurray (1-0)				1978	Oct. 24	Loss	2-0	2005	Oct. 8	Loss	3-0		Nov. 4	Loss	2-0	Missouri (3-10)			
					Nov. 1	Loss	2-0	2008	Aug. 30	Loss	3-0	1978	Sept. 30	Win	2-0	1978	Sept. 23	Loss	
1981	Sept. 19	Win	3-0	1983		Loss	3-1	2013	Sept. 20	Loss	3-0		Oct. 3	Loss	2-0		Sept. 23	Loss	
						Loss	3-0	Mineral Area CC (2-0)				1980	Oct. 20	Loss	2-0	1991	Nov. 1	Loss	3-0
Miami (Ohio) (0-1)				1984		Loss	3-0						Win	2-1		1992	Nov. 14	Loss	3-0
				1992	Sept. 11	Loss	3-1	1977	Oct. 15	Win	2-1		Win	3-0		1993	Oct. 8	Loss	3-1
2014	Sept. 6	Loss	0-3	1994	Nov. 12	Loss	3-0	1978	Sept. 16	Win	3-2		Loss	3-0		1994	Sept. 20	Win	3-2
				1996	Nov. 9	Win	3-0					1981	Win	3-1		1995	Oct. 18	Loss	3-1
Maine (1-1)				2003	Oct. 5	Loss	3-1	Minnesota-Duluth (0-1)				1982	Oct. 20	Loss	3-2	1996	Aug. 30	Win	3-0
				2006	Sept. 8	Win	3-0						Loss	2-0		1999	Sept. 11	Win	3-0
2003	Aug. 29	Loss	3-2	2007	Sept. 26	Win	3-2	1989		Loss	3-0		Win	3-0		2000	Sept. 11	Loss	3-0
2007	Aug. 25	Win	3-0	2009	Aug. 29	Win	3-0					1983	Win	2-0		2001	Sept. 24	Loss	3-1
				2011	Aug. 26	Loss	3-1	Mississippi (0-3)					Win	2-0		2002	Oct. 31	Loss	3-0
Minnesota State (1-0)				2014	Aug. 29	Win	3-1	1991	Sept. 7	Loss	3-0		Win	2-1		2004	Sept. 21	Loss	3-0
								2006	Aug. 25	Loss	3-0		Win	3-0		2013	Sept. 21	Loss	3-0
1990	Sept. 14	Win	3-2	1986		Loss	2-1	2009	Sept. 11	Loss	3-1	1984	Win	2-0	Missouri State (2-10)				
													Win	2-0					
Marquette (2-1)				Metro (1-0)				Mississippi State (2-2)					Win	2-0	1978	Nov. 3	Loss	2-0	
1982	Win	2-0											Win	2-0		1997	Aug. 30	Win	3-1
1994	Sept. 2	Win	3-1	1990	Sept. 15	Win	3-0	2010	Sept. 11	Win	3-0		Win	3-0		1998	Sept. 26	Win	3-0
2002	Sept. 14	Loss	3-0					2013	Aug. 30	Loss	3-0		Win	2-0		2000	Sept. 2	Loss	3-1
									Aug. 31	Win	3-1		Win	2-0		2001	Oct. 7	Loss	3-1
								2014	Sept. 5	Loss	2-3	1985	Win	3-0		2002	Aug. 31	Loss	3-0

2004	Sept. 1	Loss	3-2		Oct. 29	Win	3-0		Nov. 21	Loss	3-2	Nebraska				1992	Oct. 10	Win	3-0				
2005	Aug. 28	Loss	3-0	2000	Oct. 6	Win	3-0	1993	Oct. 12	Win	3-1	(0-3)				1993	Sept. 10	Win	3-0				
2006	Oct. 10	Loss	3-0		Nov. 4	Win	3-0		Nov. 9	Win	3-1	1978	Sept. 30	Loss	2-0	1994	Sept. 17	Loss	3-1				
2010	Sept. 4	Loss	3-0	2001	Sept. 22	Win	3-1	1994	Oct. 11	Loss	3-1	1985		Loss	2-0	1996	Oct. 20	Win	3-0				
2013	Oct. 29	Loss	3-0		Oct. 26	Loss	3-0		Nov. 8	Win	3-2	1989		Loss	3-0								
2014	Oct. 13	Loss	3-0	2002	Sept. 21	Loss	3-0		Nov. 19	Win	3-0					Northern Iowa							
Missouri Southern (6-2-1)					Oct. 25	Loss	3-2	1995	Oct. 10	Win	3-0	Nebraska-Kearney (0-1)											
					Nov. 22	Win	3-0		Nov. 7	Win	3-1												
				2004	Nov. 6	Win	3-2	1996	Oct. 8	Win	3-1					1990	Nov. 3	Loss	3-1	1997	Sept. 5	Win	3-1
1980		Win	2-0	2005	Oct. 1	Win	3-0		Nov. 5	Win	3-2	New Haven (0-1)				2005	Sept. 10	Loss	3-0				
1981	Oct. 10	Win	2-0	2006	Sept. 30	Loss	3-1		Nov. 23	Win	3-0								2014	Aug. 30	Loss	1-3	
1982		Tie	1-1	2007	Sept. 28	Loss	3-0	1997	Oct. 2	Loss	3-2					New Mexico State (1-0)							
1983		Loss	2-1		Oct. 27	Loss	3-1		Oct. 21	Loss	3-1	1990	Nov. 23	Loss	3-1					1984		Win	3-2
1984		Loss	2-1	2008	Sept. 20	Loss	3-0	1998	Oct. 13	Win	3-0	North Alabama (4-0)											
1989		Win	3-1		Oct. 24	Win	3-1		Nov. 13	Win	3-0					North Carolina (1-1)							
		Win	3-0	2009	Oct. 3	Loss	3-0	1999	Oct. 15	Win	3-1									1999	Sept. 11	Win	3-1
		Win	3-1		Nov. 6	Win	3-2		Nov. 2	Win	3-0												
1990	Sept. 22	Win	3-1	2010	Sept. 25	Loss	3-1	2000	Nov. 19	Win	3-0					1994	Sept. 16	Loss	3-1				
Missouri Western (5-2-1)					Oct. 29	Loss	3-0		Sept. 17	Win	3-0	North Carolina-Greensboro (1-0)											
				2011	Oct. 15	Loss	3-1	2001	Oct. 21	Win	3-0						Oct. 21	Win	3-0				
					Nov. 4	Loss	3-2		Sept. 28	Win	3-0					1988		Win	3-0				
1980		Loss	2-1		Nov. 18	Loss	3-1	2002	Oct. 20	Win	3-2			Win	3-0	2015	Sept. 12	Win	3-1				
		Loss	2-0	2012	Oct. 19	Loss	3-0		Sept. 28	Win	3-2	1989		Win	3-0								
1981	Sept. 12	Win	2-0	2013	Oct. 25	Loss	3-2	2003	Oct. 18	Win	3-1	1990	Nov. 2	Win	3-0	Northwest Missouri State (16-8)							
1982		Tie	1-1	2014	Oct. 11	Win	3-2		Oct. 21	Win	3-0					1977	Sept. 23	Win	2-0				
1989		Win	3-1	2015	Oct. 10	Win	3-1		Nov. 14	Loss	3-2	North Florida (1-0)				1980		Loss	2-0				
		Win	3-1	Murray State (51-27)					Nov. 20	Loss	3-0					2004	Oct. 23	Win	3-0	1981	Nov. 7	Loss	3-1
		Win	3-1						Nov. 12	Win	3-1					2005	Nov. 12	Win	3-1	2010	Nov. 30	Win	3-2
1990	Sept. 21	Win	3-0						Oct. 3	Loss	2-1		Sept. 24	Win	3-1		Sept. 3	Loss	3-1	1983		Win	2-0
Morehead State (25-21)				1977	Oct. 22	Win	2-0	2006	Oct. 14	Win	3-0	North Dakota State (1-1)											
					Oct. 22	Win	2-0		Oct. 13	Loss	3-2												
				1978	Sept. 26	Win	3-1		Nov. 16	Win	3-2					1988		Win	3-1				
1991	Sept. 14	Win	3-1		Oct. 11	Win	3-0		Sept. 21	Loss	3-0	North Colorado (0-1)				1984		Loss	2-0				
	Oct. 18	Win	3-2	1983		Win	2-0	2007	Oct. 2	Loss	3-0								1985		Loss	2-0	
1992	Oct. 3	Loss	3-2	1984		Win	3-1		Oct. 17	Loss	3-2					1986		Win	3-1				
	Oct. 31	Win	3-1			Win	2-0	2008	Oct. 28	Win	3-2			Loss	2-1	1986		Loss	3-1				
1993	Oct. 1	Win	3-1	1985		Win	3-0		Oct. 30	Loss	3-1	North Dakota State (1-1)											
	Oct. 30	Win	3-0			Win	2-0	2009	Nov. 10	Loss	3-1								1987		Win	3-0	
	Nov. 21	Loss	3-1	1986		Win	3-1		Oct. 15	Loss	3-1												
1994	Sept. 30	Win	3-2			Win	3-0	2010	Oct. 26	Loss	3-1	1984		Loss	2-0								
	Oct. 29	Win	3-1	1987		Win	3-0		Oct. 26	Loss	3-1	1990	Sept. 15	Win	3-2	1987		Win	3-0				
1995	Oct. 6	Loss	3-1			Win	2-0	2011	Sept. 20	Win	3-2												
	Nov. 4	Win	3-1			Win	3-2		Oct. 25	Loss	3-0					1988		Win	3-0				
	Nov. 19	Loss	3-2	1988		Win	3-0	2012	Oct. 6	Win	3-0	North Florida (1-0)											
1996	Oct. 5	Win	3-1			Loss	3-0		Nov. 2	Win	3-1								1989		Win	3-0	
	Nov. 15	Win	3-0	1989		Win	3-0	2013	Oct. 12	Win	3-0					2007	Aug. 31	Win	3-1				
1997	Sept. 26	Win	3-0			Loss	3-1		Nov. 8	Loss	3-2												
	Nov. 15	Win	3-0	1990	Sept. 26	Win	3-0	2014	Sept. 26	Loss	3-0	Northeastern Illinois (5-1-1)											
1998	Sept. 12	Loss	3-1		Oct. 23	Win	3-0		Nov. 8	Loss	3-0								1990	Oct. 19	Win	3-1	
	Oct. 3	Win	3-0	1991	Oct. 1	Win	3-0		Nov. 20	Loss	3-0					1981	Oct. 17	Tie	1-1		Nov. 9	Win	3-0
	Nov. 20	Win	3-0		Nov. 12	Win	3-2	2015	Sept. 25	Loss	3-0	1984		Win	2-0								
1999	Oct. 2	Win	3-0	1992	Oct. 13	Loss	3-2		Nov. 7	Loss	3-0	1989		Win	3-0								
					Nov. 10	Win	3-0		Nov. 19	Loss	3-0												

ALL-TIME RESULTS

Oakland City (1-0)				Quincy (3-1)			Santa Clara (0-1)				University of the South (1-0)				Southern Mississippi (0-1)					
1985	Win	2-0		1984	Loss	2-0	2000	Sept. 22	Loss	3-0					2014	Sept. 12	Loss	2-3		
				1987	Win	2-0					1981	Oct. 31	Win	2-0						
	Oakland (1-0)			1989	Win	3-1	Savannah State (1-0)				South Florida (1-4)				Southwestern (1-0)					
2005	Sept. 10	Win	3-0	1990	Sept. 7	Win	3-0	2014	Sept. 12	Win	3-0				1981	Oct. 30	Win	2-0		
				Regis (0-1)			School of the Ozarks (0-1-1)				1991	Nov. 9	Loss	3-1	SouthwestBaptist (12-2)					
	Ohio (0-1)			1989	Loss	3-1					2001	Nov. 3	Loss	3-0						
2010	Sept. 14	Loss	3-0					1983		Tie	1-1	2010	Sept. 10	Loss	3-0	1977	Sept. 24	Loss	2-1	
	Ohio State (0-2)			Rhode Island (0-1)							2012	Sept. 7	Win	3-2	1981	Sept. 11	Win	2-0		
				2003	Aug. 31	Loss	3-1	Siena College (1-0)				Southern Illinois (9-18)				1983		Win	2-0	
2007	Aug. 24	Loss	3-0								1977	Sept. 10	Loss	2-0	1985		Win	2-0		
2013	Sept. 14	Loss	3-1	Rhodes (1-0)			2013	Sept. 6	Win	3-0		Sept. 20	Loss	2-0	1986		Loss	3-0		
	Oral Roberts (0-4)			1985	Win	2-0	SIUE (7-6)				1978	Sept. 20	Loss	3-0	1987		Win	3-1		
1978	Sept. 30	Loss	2-0	Rockhurst (1-0)			2009	Oct. 13	Win	3-0		Oct. 17	Loss	2-0	1988		Win	3-0		
1995	Sept. 16	Loss	3-0				2010	Nov. 3	Win	3-1	1991	Sept. 7	Loss	3-0			Win	3-2		
1997	Oct. 11	Loss	3-0	1983	Win	2-0	2011	Oct. 19	Loss	3-0	1992	Sept. 15	Loss	3-1			Win	3-1		
1998	Sept. 5	Loss	3-1				2012	Sept. 17	Loss	3-0	1993	Nov. 13	Loss	3-2	1989		Win	3-0		
	Penn State (0-1)			Rollins (1-0)			2011	Nov. 8	Loss	3-1	1994	Sept. 13	Win	3-2	1990	Sept. 7	Win	3-0		
				1990	Oct. 12	Win	3-0	2012	Sept. 22	Win	3-1	1996	Sept. 3	Loss	3-2		Oct. 20	Win	3-0	
2003	Aug. 30	Loss	3-0	Sacramento State (0-2)			2013	Oct. 26	Win	3-0	1997	Sept. 9	Loss	3-2	Stanford (0-1)					
	Pittsburgh (0-1)			1992	Oct. 9	Loss	3-1	2013	Sept. 28	Loss	3-1	1998	Oct. 17	Win	3-1	1998	Dec. 4	Loss	3-1	
2006	Aug. 25	Loss	3-0	2006	Sept. 1	Loss	3-0	2014	Nov. 1	Win	3-2	1999	Oct. 5	Win	3-0	Stephen F. Austin (1-3)				
	Pittsburgh State (4-1)			Samford (10-1)			2015	Oct. 17	Win	3-0	2000	Sept. 26	Win	3-0	1992	Oct. 9	Loss	3-1		
				1987	Win	3-0	South Alabama (1-0)				2002	Sept. 10	Win	3-1	1993	Sept. 3	Loss	3-2		
1980	Loss	3-0		2003	Oct. 18	Win	3-1	2002	Sept. 7	Win	3-0	2003	Sept. 23	Loss	3-2	2000	Sept. 1	Win	3-0	
1981	Sept. 11	Win	2-0	2004	Oct. 16	Win	3-1					2004	Sept. 14	Win	3-0	2006	Sept. 2	Loss	3-0	
1983	Win	2-0		2005	Oct. 22	Win	3-2	South Carolina (2-0)				2005	Oct. 25	Loss	3-2					
1989	Win	3-0		2006	Nov. 11	Win	3-0					2006	Sept. 12	Loss	3-0					
1990	Oct. 20	Win	3-0	2006	Oct. 21	Win	3-1	1991	Nov. 9	Win	3-1	2007	Oct. 9	Win	3-1	Stetson (1-0)				
	Portland State (0-1)			2007	Nov. 10	Win	3-0	1993	Sept. 17	Win	3-0	2008	Sept. 13	Loss	3-1	1990	Oct. 13	Win	3-0	
1990	Sept. 8	Loss	3-2	2007	Oct. 12	Win	3-1					2009	Oct. 20	Loss	3-1	St. Ambrose (0-1)				
				2009	Nov. 3	Win	3-1	South Dakota State (0-2)				2010	Sept. 11	Loss	3-1	1982		Loss	3-2	
	Principia College (1-0)			2013	Sept. 5	Win	3-2	2008	Aug. 29	Loss	3-1	Southern Indiana (5-1)				St. Cloud State (1-0)				
				2013	Sept. 21	Loss	3-0	2012	Aug. 24	Loss	3-0	1985		Loss	2-0	1989		Win	3-2	
1978	Oct. 6	Win	2-1	Sam Houston State (0-1)			Southern California (0-2)				1987		Win	2-0						
				1983	Loss	2-0					1988		Win	3-0						
	Purdue (1-0)			San Diego (0-1)			1996	Nov. 4	Loss	3-0	1989		Win	3-0						
2002	Sept. 13	Win	3-1								1990	Oct. 9	Win	3-0						
				2000	Sept. 22	Loss	3-0	Dec. 4				Loss	3-0	Nov. 1	Win	3-0				

Southeast Missouri State REDHAWKS

St. Francis College (2-3)				St. Mary (0-1)				1995	Sept. 30	Win	3-0	1995	Sept. 29	Loss	3-1	Thomas Moore (1-1)			
1977	Nov. 4	Win	2-0	1981	Oct. 10	Loss	2-0	1996	Oct. 27	Win	3-0	1996	Oct. 28	Win	3-0	1985		Win	2-0
1981	Oct. 16	Win	2-1	St. Marys of Plains (1-1)				1996	Oct. 18	Win	3-1	1996	Nov. 2	Win	3-1	Towson (1-0)			
1984		Loss	2-0	1980		Win	2-1	1997	Oct. 4	Win	3-0	1997	Sept. 21	Win	3-1	2013	Sept. 20	Win	3-1
1988		Loss	3-1			Loss	2-0	1997	Nov. 1	Win	3-0	1998	Oct. 25	Win	3-1	Truman State (13-10)			
1989		Loss	3-0	St. Xavier (2-0)				1998	Nov. 21	Win	3-1	1998	Sept. 19	Win	3-0	1977	Sept. 23	Win	2-0
St. Josephs (2-1)				1982		Win	2-1	1998	Oct. 10	Win	3-0	1999	Nov. 1	Loss	3-2	1978	Oct. 27	Loss	2-0
1981	Oct. 17	Loss	2-1			Win	2-0	1999	Nov. 7	Win	3-0	1999	Oct. 23	Win	3-0	1980	Nov. 3	Loss	2-0
1984		Win	3-0	Syracuse (1-0)				2000	Sept. 25	Win	3-0	2000	Nov. 13	Win	3-1	1981	Sept. 22	Win	2-1
1988		Win	3-2	1998	Oct. 16	Win	3-1	2000	Nov. 5	Win	3-0	2000	Sept. 29	Win	3-0	1982	Nov. 6	Win	2-0
Saint Louis (16-24)				1982		Win	2-1	2001	Oct. 13	Win	3-0	2001	Oct. 12	Win	3-1	1983		Loss	2-0
1977	Sept. 20	Loss	2-1			Win	2-0	2001	Nov. 9	Win	3-0	2001	Nov. 10	Win	3-0	1984		Loss	2-0
1978	Sept. 23	Loss	-	Tabor University (2-0)				2002	Nov. 1	Win	3-0	2002	Oct. 11	Win	3-1	1985	Sept. 22	Win	2-1
	Sept. 23	Loss	-	1980		Win	2-0	2002	Nov. 8	Win	3-0	2003	Nov. 9	Win	3-0	1986	Nov. 6	Win	2-0
	Oct. 3	Loss	2-0			Win	2-0	2003	Oct. 3	Win	3-0	2003	Sept. 27	Win	3-0	1987		Loss	2-0
1981	Oct. 13	Loss	3-2	Tampa (2-5)				2003	Oct. 16	Win	3-0	2004	Oct. 11	Win	3-0	1988		Loss	2-0
1982		Loss	3-2	1981	Sept. 11	Win	2-0	2004	Oct. 12	Win	3-0	2004	Sept. 25	Loss	3-1	1989		Loss	2-1
1983		Win	3-2			Win	2-0	2004	Oct. 30	Win	3-0	2005	Oct. 8	Win	3-2	1990		Loss	2-1
1984		Win	3-0	Tarkio (1-0)				2005	Oct. 28	Loss	3-2	2005	Oct. 7	Loss	3-2	1991		Win	2-0
1985		Win	3-2	1984		Win	2-0	2006	Oct. 27	Loss	3-1	2006	Nov. 5	Win	3-2	1992		Win	2-1
1986		Win	2-0			Win	2-0	2007	Nov. 17	Win	3-0	2006	Oct. 6	Win	3-1	1993		Win	2-0
		Win	2-0	Tennessee Chattanooga (1-0)				2007	Sept. 14	Loss	3-2	2007	Nov. 4	Loss	3-1	1994		Loss	3-1
		Win	3-1	1986		Win	2-0	2008	Oct. 18	Win	3-0	2007	Sept. 15	Win	3-2	1995		Win	3-1
1987		Loss	3-1			Loss	3-0	2008	Oct. 10	Win	3-0	2008	Oct. 19	Win	3-1	1996		Win	3-2
1988		Win	3-1	Tennessee State (40-7)				2009	Nov. 15	Win	3-1	2008	Nov. 15	Loss	3-1	1997		Loss	3-2
		Loss	3-2	1989		Loss	3-0	2009	Sept. 26	Win	3-2	2009	Sept. 27	Loss	3-0	1998		Win	3-0
1989		Loss	3-0			Loss	3-0	2010	Oct. 23	Win	3-2	2010	Nov. 7	Win	3-1	1999		Win	3-0
1992	Sept. 22	Win	3-0	Tennessee Tech (39-12)				2010	Oct. 2	Loss	3-2	2010	Sept. 18	Win	3-2	2000		Win	3-0
	Oct. 20	Loss	3-1	1984	Sept. 14	Loss	3-2	2011	Nov. 5	Loss	3-2	2010	Oct. 10	Loss	3-2	2001		Win	3-0
1993	Sept. 14	Win	3-0		Oct. 12	Loss	3-0	2011	Oct. 8	Loss	3-2	2011	Oct. 8	Loss	3-1	2002		Win	3-0
	Oct. 19	Win	3-2	Texas - San Antonio (1-1)				2012	Nov. 12	Loss	3-2	2011	Nov. 13	Win	3-2	2003		Win	3-0
1994	Sept. 6	Loss	3-1	1986		Win	2-0	2012	Oct. 13	Win	3-2	2012	Sept. 24	Win	3-1	2004		Win	3-0
	Nov. 12	Loss	3-0			Win	2-0	2013	Oct. 19	Win	3-1	2012	Oct. 21	Win	3-1	2005		Win	3-0
1995	Sept. 8	Loss	3-1	Texas Women's University (1-2)				2014	Oct. 24	Win	3-0	2013	Nov. 10	Win	3-1	2006		Win	3-0
	Nov. 8	Win	3-0	1987		Win	2-0	2014	Oct. 23	Win	3-2	2014	Nov. 16	Win	3-1	2007		Win	3-0
1996	Sept. 7	Loss	3-2			Loss	2-1	2015	Oct. 24	Loss	3-0	2015	Oct. 3	Win	3-0	2008		Win	3-0
1997	Aug. 29	Win	3-1	Texas Tech (39-12)				2015	Oct. 2	Loss	3-2	2015	Oct. 3	Loss	3-0	2009		Win	3-0
	Sept. 13	Win	3-0	1988		Win	2-0	2015	Oct. 8	Loss	3-2	2015	Sept. 1	Loss	3-1	2010		Win	3-0
1998	Sept. 1	Win	3-1			Win	2-0	2015	Oct. 13	Win	3-2	2015	Sept. 2	Win	3-0	2011		Win	3-0
1999	Sept. 14	Win	3-2	Texas Tech (39-12)				2015	Oct. 19	Win	3-1	2015	Sept. 7	Loss	3-2	2012		Win	3-0
2000	Sept. 2	Loss	3-2	1989		Win	2-0	2015	Oct. 24	Win	3-0	2015	Sept. 14	Win	3-2	2013		Win	3-0
2002	Sept. 17	Loss	3-2			Win	2-0	2015	Oct. 30	Win	3-0	2015	Sept. 21	Win	3-1	2014		Win	3-0
2005	Aug. 27	Loss	3-1	Texas Tech (39-12)				2015	Nov. 1	Win	3-0	2015	Sept. 27	Win	3-1	2015		Win	3-0
2006	Oct. 25	Loss	3-0	1990	Sept. 28	Win	3-0	2015	Oct. 26	Win	3-0	2015	Oct. 26	Win	3-0	2015		Win	3-0
2007	Sept. 7	Loss	3-1		Oct. 25	Win	3-0	2015	Oct. 26	Win	3-0	2015	Oct. 26	Win	3-0	2015		Win	3-0
2008	Oct. 15	Loss	3-0	Texas Tech (39-12)				2015	Nov. 22	Win	3-0	2015	Oct. 26	Win	3-0	2015		Win	3-0
2010	Oct. 12	Loss	3-1	1991	Nov. 22	Win	3-0	2015	Oct. 26	Win	3-0	2015	Oct. 26	Win	3-0	2015		Win	3-0
2012	Sept. 8	Loss	3-1		Sept. 25	Win	3-1	2015	Oct. 26	Win	3-0	2015	Oct. 26	Win	3-0	2015		Win	3-0
2013	Oct. 16	Win	3-2	Texas Tech (39-12)				2015	Oct. 26	Win	3-0	2015	Oct. 26	Win	3-0	2015		Win	3-0
2014	Aug. 30	Loss	3-0	1992	Oct. 23	Win	3-0	2015	Oct. 26	Win	3-0	2015	Oct. 26	Win	3-0	2015		Win	3-0
2015	Aug. 28	Loss	3-1		Sept. 25	Win	3-1	2015	Oct. 26	Win	3-0	2015	Oct. 26	Win	3-0	2015		Win	3-0
				Texas Tech (39-12)				2015	Oct. 26	Win	3-0	2015	Oct. 26	Win	3-0	2015		Win	3-0
				1993	Oct. 23	Win	3-0	2015	Oct. 26	Win	3-0	2015	Oct. 26	Win	3-0	2015		Win	3-0
					Oct. 23	Win	3-0	2015	Oct. 26	Win	3-0	2015	Oct. 26	Win	3-0	2015		Win	3-0
				Texas Tech (39-12)				2015	Oct. 26	Win	3-0	2015	Oct. 26	Win	3-0	2015		Win	3-0
				1994	Oct. 21	Win	3-0	2015	Oct. 26	Win	3-0	2015	Oct. 26	Win	3-0	2015		Win	3-0
					Oct. 21	Win	3-0	2015	Oct. 26	Win	3-0	2015	Oct. 26	Win	3-0	2015		Win	3-0

ALL-TIME RESULTS

UALR (5-5)				1987	Win	3-1	2011	Sept. 30	Loss	3-1	West Georgia College (2-0)				William Woods (6-1)				
1989	Win	3-1	1988	Loss	3-2	2012	Sept. 25	Win	3-1	1985	Win	2-0	1980	Loss	2-0				
1992	Sept. 12	Win	3-2	Win	3-1		Nov. 6	Win	3-1	1988	Win	3-0		Win	3-0				
1993	Sept. 4	Loss	3-2	Win	3-1	2013	Oct. 1	Loss	3-2				1981	Sept. 22	Win	2-1			
1994	Nov. 11	Win	3-1	1989	Win	3-2	Nov. 12	Win	3-0	West North Iowa (0-1)				1982	Win	2-0			
1996	Nov. 9	Loss	3-2	Win	3-0	2014	Sept. 30	Loss	3-2	1981	Oct. 9	Loss	2-0	1983	Win	2-0			
2005	Aug. 27	Loss	3-2	Win	3-2		Nov. 11	Win	3-0				1984	Win	2-0				
2006	Aug. 26	Loss	3-1	1990	Sept. 18	Win	3-0	2015	Sept. 29	Loss	3-0		Win	3-1					
	Sept. 8	Win	3-2		Oct. 30	Win	3-0		Nov. 10	Loss	3-2	West Virginia (2-0)				Wisconsin (0-2-1)			
2011	Aug. 27	Loss	3-0	1991	Oct. 9	Win	3-1	Utah State (0-1)				1994	Sept. 2	Win	3-2	1977	Nov. 5	Loss	2-0
2013	Aug. 30	Win	3-2		Nov. 5	Win	3-0				1998	Oct. 17	Win	3-0	1982	Tie	1-1		
UC Davis (1-0)				1992	Sept. 29	Win	3-2	2002	Aug. 31	Loss	3-0	Western Carolina (1-0)					Loss	2-0	
2012	Sept. 15	Win	3-0		Oct. 27	Win	3-1	UTEP (0-2)				2006	Aug. 26	Win	3-0	Wisconsin - Green Bay (1-1)			
USC Upstate (0-2)				1993	Sept. 28	Win	3-0	2000	Sept. 9	Loss	3-1	Western Illinois (6-1)				1995	Sept. 8	Win	3-0
2010	Aug. 27	Loss	3-1		Oct. 26	Win	3-0	2015	Sept. 18	Loss	2-3					2003	Sept. 5	Loss	3-0
2015	Sept. 5	Loss	3-1	1994	Sept. 27	Win	3-1	Valparaiso (3-4)				1977	Nov. 5	Loss	2-0	Wisconsin - Milwaukee (1-3)			
UMKC (7-3)					Oct. 25	Win	3-0	1991	Oct. 5	Loss	3-0	1994	Sept. 10	Win	3-1				
1990	Oct. 6	Win	3-0	1996	Sept. 24	Win	3-2	1994	Sept. 3	Win	3-2	1996	Aug. 31	Win	3-0				
1993	Sept. 4	Win	3-2		Nov. 12	Win	3-0		Oct. 8	Loss	3-0	1997	Aug. 30	Win	3-0				
	Oct. 9	Win	3-1	1998	Oct. 8	Win	3-0	1995	Sept. 9	Loss	3-0	2001	Oct. 2	Win	3-0				
1995	Sept. 9	Win	3-0		Nov. 14	Win	3-0	1996	Nov. 29	Win	3-1	2008	Sept. 13	Win	3-2	1978	Oct. 20	Loss	2-0
1996	Sept. 27	Win	3-1	1999	Sept. 28	Win	3-0	2004	Sept. 3	Loss	3-0	2010	Aug. 28	Win	3-1	1994	Sept. 16	Win	3-0
1997	Oct. 10	Win	3-0		Oct. 16	Win	3-1	2012	Oct. 24	Win	3-1	Western Kentucky (5-3)				2001	Sept. 7	Loss	3-0
2012	Oct. 23	Loss	3-0	2000	Sept. 16	Win	3-0	Virginia Tech (1-0)				1985	Win	2-0	Xavier (0-2)				
2013	Sept. 18	Win	3-2		Oct. 20	Win	3-0	1993	Sept. 18	Win	3-1		Win	2-0	1991	Oct. 4	Loss	3-0	
2014	Sept. 17	Loss	3-1		Nov. 18	Win	3-0					1986	Win	2-1	2013	Sept. 13	Loss	3-1	
2015	Aug. 29	Loss	3-0	2001	Sept. 29	Loss	3-0	Washburn (4-0)					Win	2-0	Youngstown State (1-0)				
UT Arlington (0-1)					Oct. 19	Loss	3-1	1989		Win	3-2	1991	Oct. 17	Loss	3-0				
2015	Loss	3-0	2002	Sept. 27	Loss	3-2			Win	3-0			Nov. 2	Loss	3-1				
UT Martin (58-19)					Oct. 19	Win	3-0		Win	3-0		1992	Nov. 13	Win	3-1				
1980	Win	2-0		2003	Nov. 23	Loss	3-0	1990	Sept. 21	Win	3-0	Western Michigan (0-1)							
	Loss	2-1	2004	Oct. 22	Loss	3-0						2012	Aug. 31	Loss	3-0				
1981	Oct. 31	Win	2-1		Nov. 13	Win	3-1	Washington State (0-1)											
1982	Win	3-1	2005	Sept. 23	Win	3-0		1995	Sept. 14	Loss	3-0	Wheaton (1-0)							
	Win	3-2		Oct. 15	Win	3-0						1984	Win	2-0					
1983	Win	3-2	2006	Sept. 22	Win	3-0		Wayne State (1-0)				Wichita State University (0-4)							
	Win	3-2		Oct. 14	Loss	3-1		1989	Win	3-0		1977	Sept. 24	Loss	2-1				
	Loss	3-0	2007	Sept. 22	Win	3-0						1992	Oct. 10	Loss	3-0				
1984	Win	3-1		Nov. 7	Win	3-2		Weber State (0-2)				1998	Sept. 25	Loss	3-2				
	Win	3-1	2008	Sept. 23	Win	3-0		2005	Sept. 3	Loss	3-0	2001	Aug. 31	Loss	3-2				
1985	Win	3-0		Oct. 18	Loss	3-2		2007	Sept. 1	Loss	3-0								
	Win	3-0	2009	Sept. 22	Win	3-0													
1986	Win	3-1		Oct. 31	Win	3-1													
	Win	3-1	2010	Sept. 28	Loss	3-1													
	Win	3-1		Oct. 14	Loss	3-2													



SOUTHEAST MISSOURI STATE REDHAWKS

VOLLEYBALL

DIG FOR LIFE

DIG FOR LIFE

Once again, the Southeast Missouri State volleyball team joined forces with Saint Francis Healthcare System and over 40 local businesses and 20 area schools to raise a record number of funds for the Dig For Life and Pink Up Cape campaigns in 2013.

The annual campaign runs during the month of October and coincides with National Breast Cancer Awareness Month. Members of the Southeast volleyball team secure pledges per dig that are tallied through October home matches at Houck Field House. The money raised is then allocated to Saint Francis Healthcare System for the campaign's purpose of educating women in the Southeast Missouri area about breast cancer awareness, providing early detection opportunities and improving prevention efforts. The Redhawks produced 266 digs in four home matches in October 2013. In 2012, they had a record 487 digs in seven October home matches that season.

The Dig for Life campaign was started in 2000 by former volleyball

head coach and current Senior Associate Director of Athletics and Senior Woman Administrator Cindy Gannon and sponsored by Saint Francis Healthcare System to help educate women about breast cancer. The campaign also raises money to provide mammograms for women.

Dig for Life has been able to provide mammograms to area women who could not receive this screening due to lack of adequate health insurance, high deductibles, unemployment or inability to pay. Since its inception in 2000, the program has funded over 2,000 free mammograms to area women.

The university's Athletics department continues to embrace the Dig for Life campaign as other sports have joined the volleyball team's efforts during their respective seasons, including gymnastics, women's soccer, women's basketball, softball and baseball. Each season, these teams honor area breast cancer survivors to raise awareness of breast cancer and support the Dig For Life campaign.

"I am so thankful to Saint Francis Healthcare System and the Southeast volleyball team for all their efforts in the Dig for Life campaign," said Gannon. "This program began in memory of my mother and thanks to the hard work and generosity of so many people, her memory lives on and we are potentially saving the lives of many women. I feel very fortunate to be associated with such wonderful and caring individuals."




Southeast Missouri State **REDHAWKS**



Since its inception in 2000, the Dig for Life campaign has raised money for area women to receive mammogram testing who could otherwise not afford them.





REDHAWKS

TM



SOUTHEAST MISSOURI STATE REDHAWKS

VOLLEYBALL

THIS IS THE OVC

THIS IS THE OVC

Now in its 69th year, the Ohio Valley Conference continues to build on the success that has made it the nation's eighth-oldest NCAA Division I conference.

In May 2011 the Conference expanded for the second time in four years, adding Belmont University which began competition in the 2012-13 academic year. The addition of Belmont gave the OVC 12 members, the most the league has had at one time in its illustrious history. The move added a second team in the city of Nashville and was the first addition to the league since Southern Illinois University Edwardsville joined in 2008. Subsequently, the league has shown its stability over the past decade, seeing only one member institution depart over the past 16 years.

The 2009-10 school year saw a change in leadership as Beth DeBauche was named the seventh full-time Commissioner in league history on July 28, 2009. The last three commissioners of the OVC have moved onto jobs as the commissioner of the Big Ten, Big 12 and the Mid-American Conferences.

The OVC's proud history dates back to 1948, but seeds for the new league were actually planted in 1941. It was then that Roy Stewart, the athletics director at Murray State, Charles "Turkey" Hughes, the athletics director at Eastern Kentucky, and Kelly Thompson, the public relations director at Western Kentucky, first broached the idea of forming a new conference. Discussions were put on hold by World War II, but reemerged February 27-28, 1948 at the Kentucky Hotel in Louisville as the three original institutions combined with Morehead State, Louisville and Evansville to form the OVC.

In the 1950s, the OVC became a pioneer on a much more significant scale socially. During times of racial segregation, league member Morehead State became one of the first non-traditionally black mid-southern institutions to accept a black student. In 1958 Marshall Banks earned athletically-related aid at Morehead, which signed a second black athlete, Howard Murphy, a year later. In 1961 Murphy earned all-conference recognition as a halfback in football. With racial barriers broken, the rest of the institutions in the

league began to provide educational and athletic opportunities to African-Americans.

After Title IX legislation passed in 1972, women's athletics began a rebirth on the national scene as the NCAA began sponsoring and marketing women's sports. Recognizing the need to provide increased opportunities for female athletes, the OVC began formulating plans for women's athletics in 1975 and established women's championships in the sports of basketball, tennis and track in 1977, with cross country and volleyball added over the next four years. Those sports were initially governed by the Association of Intercollegiate Athletics for Women (AIAW), but the overall strength

apiece. Austin Peay, Southeast Missouri, UT Martin and former member Youngstown State have one title apiece.

Murray State and Evansville tied for the initial football championship, and the Racers participated in the first-ever bowl game by an OVC team, tying Sul Ross State 21-21 in the 1948 Tangerine Bowl. From 1948 to 1975, OVC teams played in 15 bowl games, winning eight of them. Eastern Kentucky and Western Kentucky were also participants in the NCAA Division II playoffs in the early and mid-1970s prior to the NCAA's reclassification of football programs into Division I-AA. The term "I-AA" lasted until the end of the 2006 season when it was changed to Division I Football Championship Subdivision (FCS).

The first Division I-AA/FCS football playoff was held in 1978 with only four teams, which is the only year through present day that the OVC did not field a playoff representative. In 1979, four of the nation's top teams were invited to the playoffs, and two of them - Eastern Kentucky and Murray State - were from the OVC. Murray dropped its semifinal game to Lehigh, but the Colonels nipped Nevada-Reno in double overtime and claimed the national championship a week later with a 30-7 victory over Lehigh. EKU was coached by former All-America quarterback Roy Kidd, who was

in his 16th year at the helm of his alma mater and who skippered the Colonels to a second national title three years later. Following the 2002 season, Kidd retired after 39 years at EKU; upon retirement, he ranked sixth all-time among Division I coaches with 315 victories, earning him a spot in the College Football Hall of Fame. EKU's now 21 FCS playoff appearances are the second for the most all-time (behind only Montana's 24 berths).

In addition to Kidd, other coaching legends in the OVC include Charles "Bubber" Murphy, who coached at Middle Tennessee from 1947-1968, Western Kentucky's Jimmy Feix (1968-83), Wilburn Tucker (1954-67) and Don Wade (1968-82) of Tennessee Tech, Bill Ferguson (1967-77) of Murray State, Guy Penny (1959-67) of Morehead State and Boots Donnelly (1977-78 at Austin Peay; 1979-1998 at Middle Tennessee). Following the 2011 season Eastern Illinois head coach Bob



**INSPIRING EXCELLENCE
SINCE 1948**

of women's programs in the league was demonstrated by the automatic bids the OVC instantly received when the NCAA became the governing body in 1982. The conference added women's golf and softball in 1994 and women's soccer in 1998.

Through the past 68 years, 15 teams have won or shared the league's football title. The list is led by Eastern Kentucky, winner of 21 outright or shared football crowns, which is tied for the most in Football Championship Subdivision history (with Massachusetts). Among OVC teams, former member Middle Tennessee is next with 11 titles, followed by Tennessee Tech with 10, and Murray State and former member Western Kentucky with eight apiece. Eastern Illinois has claimed seven football crowns and Jacksonville State has five, while Morehead State, Tennessee State and former members Evansville and East Tennessee State have captured two

Southeast Missouri State **REDHAWKS**

Spoo retired after 25 years at the school (the last 16 as members of the OVC). In his time as an OVC coach he compiled 92 total victories (fifth-most in league history) and 68 OVC wins (fourth-most in league history) and was inducted into the OVC Hall of Fame in 2012. In 2016 former Murray State head coach Frank Beamer (1981-86) was inducted into the OVC Hall of Fame; he introduced his wide tackle six defense to the OVC and compiled a 43-23-2 record with the Racers before leaving for his alma mater Virginia Tech where he won 280 games of 29 seasons.

A sampling of former OVC football stars, some of whom were All-Americans during their collegiate careers before achieving stardom at the professional ranks, include Jim Youngblood and Larry Schreiber (Tennessee Tech), Phil Simms (Morehead State), Virgil Livers and Dale Lindsey (Western Kentucky), Myron Guyton and Chad Bratzke (Eastern Kentucky), Cortland Finnegan (Samford) and Tony Romo and Jimmy Garoppolo (Eastern Illinois). In 2008, former Tennessee State standout Dominique Rodgers-Cromartie became just the fourth NFL First Round draft pick in OVC history when he was selected 16th overall by the Arizona Cardinals. He would break into the starting lineup halfway through his rookie season and started at cornerback for the Cardinals in Super Bowl XLIII.

The 2007 season marked a return to scholarship football and the OVC for the Austin Peay Governors. Following the 1996 season the Governors dropped scholarship football and competed as both an independent (1997-00, 2006) and as a member of the Pioneer Football League (2001-05).

The 2007 season also brought new vernacular to the Ohio Valley Conference and the division formerly known as I-AA. Beginning with the 2006 National Championship game the term I-AA was changed to NCAA Football Championship Subdivision (FCS) in a decision by the Division I Board of Directors. The new label was chosen to communicate in a positive and clear manner the unique differences between Division I football categories (chiefly, the post-season opportunity) while still defining them within the Division I

experience. The FCS includes programs that compete in an effort to participate in the NCAA championship postseason structure (one of 90 NCAA national championships) as opposed to the Football Bowl Subdivision (FBS) which competes in an effort to participate in the postseason bowl system (the 41 NCAA-licensed events which includes the College Football Playoff).

In 2010 Southeast Missouri State, picked to finish seventh in the preseason poll, compiled a 7-1 Conference record on the way to its first OVC Championship since joining the league in 1991. Overall the Redhawks were 9-2 during the regular season and earned a berth in the FCS Playoffs, its first playoff berth at any level in the program's 104-year history. Southeast would lose to eventual national champion Eastern Washington in the second round of the playoffs. Head coach Tony Samuel capped the year by winning the Sports Network's Eddie Robinson Award, given to the National Coach of the Year. Samuel was the second OVC coach to win the award (joining Murray State's Houston Nutt who won the award in 1995).

For only the second time in league history in 2011, three teams shared the OVC football championship, as Eastern Kentucky, Jacksonville State and Tennessee Tech finished with 6-2 records. The only other time in league history more than two champions were crowned at the end of the year was 1962 (when four teams shared the crown).

In 2012 Eastern Illinois became just the fourth football team in OVC history to go from worst-to-first in winning the OVC Championship. The Panthers were led by head coach Dino Babers who became just the fourth first-year head coach to win an OVC Championship (joining Boots Donnelly in 1977, Jason Simpson in 2006 and Dean Hood in 2008 – Jacksonville State head coach John Grass would become the fifth coach to achieve that feat in 2014). During the year Eastern Illinois junior wide receiver Erik Lora shattered the FCS single-season receptions record, hauling in 136 passes in 12 games; that mark was 13 more than the previous NCAA record and 44 more than the previous OVC mark.

In 2013 Eastern Illinois repeated as OVC Champions behind Walter Payton Award

winner Jimmy Garoppolo. The quarterback became just the second OVC player to earn the National Player of the Year Award, joining former EIU signal caller Tony Romo (2002). Garoppolo passed for 5,050 yards (second most in NCAA single-season history) and 53 touchdowns (fourth in NCAA history) in leading the Panthers to a 12-2 record and berth to the quarterfinals of the FCS Playoffs. Garoppolo was drafted by the New England Patriots in the second round of the 2014 NFL Draft, becoming just the fifth OVC player selected in that round and just the fifth OVC quarterback ever selected (and first since 1998).

The 2013 season saw the OVC snap a 19-game playoff losing streak dating back to the 2000 season. Tennessee State shutout Butler (marking the first OVC road playoff victory since 1986) to snap the streak while later that day Jacksonville State smashed Samford in the first round. A week later Eastern Illinois beat Tennessee State while Jacksonville State won at McNeese State to each advance to the quarterfinals; that marked the first time the OVC put two teams in the quarterfinals in the same season since 1991. Overall the four total playoff wins in the same season established a new OVC record.

In 2015 Jacksonville State ascended to No. 1 in both major Top 25 polls, becoming the first OVC team to be ranked No. 1 since the 1999 season. The Gamecocks would go on to complete its second-straight 8-0 Conference mark and won three playoff games to become the first OVC team to advance to the Division I National Championship Game since 1982 (Eastern Kentucky). JSU lost to North Dakota State in the title game but finished the year 13-2 overall and ranked No. 2 in the final Top 25 polls. Head coach John Grass became the first OVC coach honored as the AFCA National Coach of the Year while quarterback Eli Jenkins was named the FCS ADA National Quarterback of the Year, finishing the year with 2,788 passing and 1,161 rushing yards (one of just three Division I quarterbacks – FBS or FCS - to achieve those numbers during the year).

Football wasn't the only sport in which the OVC was quickly gaining respect. In 1955, the OVC became only the second six-member league nationally to earn an

THIS IS THE OVC

automatic bid to the prestigious NCAA Men's Basketball Tournament, which, at that time, was limited to only 24 participants. The Conference quickly proved worthy of that bid, as Morehead State defeated Marshall (107-92) and Wayne State (95-84) in the 1956 tournament.

Fifteen years later, former OVC member Western Kentucky became the first and only Conference team to reach the Final Four. The Hilltoppers defeated Jacksonville, Kentucky and Ohio State before losing to Villanova in double overtime in the national semifinals. WKU went on to finish in third place after beating Kansas 77-75 in the consolation game.

Since that time, the OVC has recorded some of the biggest upsets in the history of the NCAA Tournament. Perhaps the most famous moment came in 1987, when Austin Peay came from fourth place in the regular season to win the OVC Tournament and earn the league's automatic bid. The Governors drew powerful Illinois, and were such big underdogs, that ESPN broadcaster Dick Vitale promised to stand on his head if APSU won the game. After a 68-67 victory over the Illini, and a narrow 90-87 overtime loss to eventual Final Four participant Providence in the second round, Vitale made good on his promise in a visit to Clarksville two months later.

Murray State added to the OVC's string of upsets in 1988 when it knocked off 14th-ranked North Carolina State, 78-75. The Racers' M&M Boys - Jeff Martin and Don Mann - combined for 39 points in the win. MSU nearly went on to the Sweet 16 that year, losing to eventual national champion Kansas, 61-58. A bank shot by Mann that would've given the Racers a one-point lead rolled off the rim with three seconds left. In 1990 as a No. 16 seed, Murray State took No. 1 seed Michigan State into overtime before falling 75-71; that game still marks the closest a No. 16 seed has come to knocking off a No. 1 in men's tournament action. More recently, Murray State has dominated the OVC Tournament, reaching the championship game every year in the 1990's. The Racers' 15 OVC Tournament Championships are the most among all OVC schools.

After former member Middle Tennessee State won a first round game in 1989, the

league had a drought as no other OVC team won a NCAA Tournament game for the next 19 years. But Morehead State, coming off a thrilling double overtime OVC Tournament victory over Austin Peay, topped Alabama State 58-43 in the Opening Round game at University of Dayton Arena in Dayton, Ohio. The game was played in front of an Opening Round record crowd of 11,346 and included many MSU fans who made the three-hour drive from Morehead for the game.

In 2009-10, Murray State made OVC history by winning a record 31 games (31-5) on its way to the league's regular season and tournament championships. In the first round of the NCAA Tournament, the No. 13 seed Racers topped Vanderbilt in thrilling fashion when senior Danero Thomas hit a jumper as time expired to lift MSU to a 66-65 victory. It marked the first OVC team to advance to the second round of the NCAA Tournament since 1989, and snapped a skid of 71-straight losses to Southeastern Conference foes (dating back to 2000-01). In the second round, the Racers pushed eventual national runner-up Butler to the brink before losing 54-52.

In 2010-11 Morehead State would make it three NCAA Tournament wins in as many years for the league and got a bit of revenge for the 2009 tournament loss to Louisville in the process. After finishing second in the regular season and winning the OVC Tournament Championship, the No. 13 seeded Eagles were shipped to Denver to play the in-state foe Cardinals. MSU jumped out to a 15-2 advantage but were down four points (61-57) with just over a minute to play in regulation. After two free throws from two-time OVC Player of the Year Kenneth Faried, the Eagles held for one final shot attempt and senior Demonte Harper pulled up off a cross-over dribble to nail a 3-pointer with 4.3 seconds left that gave Morehead State a 62-61 lead. UofL had one last attempt but Faried blocked the Cardinals last shot, giving MSU the win, its first over Louisville since the 1956-57 season.

In 2011-12 Murray State put together one of the greatest seasons in OVC history, beginning the year 23-0 (an all-time OVC best) and being ranked as high as No. 7 in the coaches poll on Feb. 6. The squad was the first OVC team to be nationally-ranked

since Murray State was ranked in 1997-98; in addition the top 10 ranking was the first for an OVC team since the 1970-71 campaign (WKU). The Racers would top nationally-ranked Memphis and Saint Mary's during the season and win the league's regular season and tournament championships. MSU earned a No. 6 seed in NCAA Tournament, the highest-ever seed for an OVC team since the NCAA began seeding the field in 1979. The Racers would top Colorado State 58-41 in the second round before falling to Marquette in the third round. Murray State would win 31 games overall, tying the OVC all-time record the Racers set in 2009-10.

After the Murray State win in 2011-12, the league had won NCAA Tournament games in four-straight seasons, something that had never happened in league history (three-game winning streaks from 1960-62 and 1987-89 had been the previous best streaks). Over that time period (2009-12) the OVC was one of just nine conferences nationally to win a NCAA Tournament game in each season and one of only three non-BCS leagues (joining the Atlantic 10 and WCC) to do so.

In 2013-14 Murray State won five games to claim the CollegeInsider.com Postseason Tournament (CIT) and in the process became the first OVC men's basketball team to ever play games in the month of April.

The 2014-15 season saw five OVC men's basketball teams earn postseason bids, the most in league history, and a year later (2015-16) that number was eclipsed with six teams making national postseason tournaments. Entering 2016-17 OVC men's basketball teams have at least one national postseason tournament victory in eight-straight seasons, an all-time league record.

In 2007-08, UT Martin guard Lester Hudson became the first men's Division I player to record a quadruple-double in a game, when he registered 25 points, 12 rebounds, 10 assists and 10 steals in a victory over Central Baptist College. Hudson, who ranked fourth in scoring nationally as a junior, returned for his senior season in 2008-09 and was second nationally in scoring (behind Davidson's Stephen Curry) at 27.5 points a contest. Hudson earned numerous honors (including OVC Player of the Year and OVC Male Athlete of the Year in each 2008 and

Southeast Missouri State REDHAWKS

2009 and All-American status from several outlets) before being drafted by the Boston Celtics with the No. 58 pick of the 2009 NBA Draft.

During the 2010-11 year Faried, the nation's leading rebounder during the season, became the NCAA's Modern Era (since 1973) career rebounding leader, totaling 1,673 rebounds which passed Tim Duncan for the record (he is 11th all-time in NCAA history). Faried also finished his career with 86 double-doubles, second all-time to only Duncan. He is one of only six players in NCAA history to finish with 2,000-plus career points (2,009) and 1,600-plus career rebounds. Faried was drafted 22nd overall by the Denver Nuggets in the 2011 NBA Draft, becoming the first OVC player selected in the first round since Tennessee State's Carlos Rogers 1994.

Murray State guard Isaiah Canaan, a first-team All-American in 2011-12, capped his illustrious career in 2012-13 by becoming just the 17th player in OVC history to score 2,000 or more career points. Canaan, who was a key part of Murray State NCAA Tournament victories in both 2010 and 2012, earned a pair of OVC Player of the Year honors (2012 and 2013) during his career as well as being named OVC Freshman of the Year (2010), OVC Tournament MVP (2010) and OVC Male Athlete of the Year (2012). He was drafted by the Houston Rockets with the 34th overall pick (No. 2 pick of the second round) of the 2013 NBA Draft.

In 2014-15 Murray State became just the fifth OVC men's team to complete a perfect Conference season (16-0). The Racers were led by sophomore Cameron Payne who was named OVC Men's Basketball Player of the Year, OVC Male Athlete of the Year and earned third-team All-American honors from CBSSports.com. Following the season Payne declared for the NBA Draft, becoming the first sophomore in OVC history to do so and one of just four OVC players all-time to enter and stay in the draft with eligibility remaining. Payne was selected in the lottery by the Oklahoma City Thunder (pick No. 14 overall), making him just the ninth First Round NBA Draft pick in OVC history.

Austin Peay made history in winning the 2016 OVC Men's Basketball Tournament as the Governors became the first No. 8 seed

to claim the championship. APSU had to win its two regular season games just to qualify for the event and then won four games in four days to capture its fifth tournament crown. Along the way the Govs topped a No. 5 seed, No. 4 seed, No. 1 seed and No. 2 seed and were paced by MVP Chris Horton who averaged 22.5 points, 14.0 rebounds and 3.5 assists/game during the event including a 37-point, 21-rebound and 30-point, 16-rebounds performance during the run.

In 2016, former Belmont All-American and 2012-13 OVC Co-Player of the Year Ian Clark became the first former OVC player to advance to the NBA Finals since former Tennessee State star Anthony Mason played for the New York Knicks in 1994. Clark was part of a Golden State Warriors team that won a NBA record 73 regular season games.

Through its 68 years, 13 teams have won or shared the league's regular season men's basketball title. Murray State heads the list with a Conference-record 24 outright or shared basketball crowns. Other past champions include former member Western Kentucky (19), Morehead State (9), Austin Peay (8), Eastern Kentucky (6), Tennessee Tech (5), former member Middle Tennessee (5), Belmont (3), Tennessee State (2), former member East Tennessee State (2), Southeast Missouri State (1), UT Martin (1) and former member Akron (1).

Among the coaching greats in men's basketball have been Western Kentucky's E.A. Diddle, who retired with 759 victories and 10 OVC titles; John Oldham, who was a member of the very first All-OVC squad and went on to win seven OVC crowns during his coaching tenure at Tennessee Tech and Western Kentucky; Paul McBrayer, who guided Eastern Kentucky to 219 wins and three OVC crowns; and Cal Luther, who is the only person in Conference history to win men's basketball Coach of the Year honors at two league schools - Murray State and UT Martin. Current Austin Peay head coach Dave Loos became the winningest coach in OVC history in 2009-10, netting his 319th victory and passing Luther on the all-time list. Loos enters the 2016-17 season with 409 victories.

There have been an equal number of great players including Western Kentucky's Clem Haskins, who is the only three-time

OVC Player of the Year. Several players have won OVC Player of the Year honors twice: Western Kentucky's Jim McDaniels (1969-70 and 1970-71), Murray State's Les Taylor (1971-72, 1972-73), Jeff Martin (1987-88, 1988-89), Popeye Jones (1989-90, 1990-91) and Marcus Brown (1994-95, 1995-96), Austin Peay's Otis Howard (1976-77, 1977-78), Middle Tennessee's Jerry Beck (1980-81, 1981-82), Akron's Joe Jakubick (1982-83, 1983-84), Tennessee State's Carlos Rogers (1992-93, 1993-94), UT Martin's Lester Hudson (2007-08, 2008-09), Morehead State's Kenneth Faried (2009-10, 2010-11) and Murray State's Isaiah Canaan (2011-12, 2012-13).

The OVC also has the honor of being the only conference to boast the nation's leaders in scoring, rebounding and assists all in one season. That feat was accomplished in 1991-92 by Morehead State's Brett Roberts (28.1 ppg), Murray State's Popeye Jones (14.4 rpg) and Tennessee Tech's Van Usher (8.8 apg).

Women's basketball in the OVC has been dominated by Tennessee Tech, which has won or shared 18 regular-season titles and owns nine OVC Tournament crowns. In fact, the Golden Eagles have reached the championship game of the OVC Tournament 22 times in the past 34 years. Although Tennessee Tech remains the standard-bearer, five other teams have won 16 of the last 23 OVC Tournaments. UT Martin added its name to the list capturing its first OVC Tournament title in 2011 and also winning championships in 2012, 2013 and 2014. The Skyhawks became just the fourth team in OVC history (and first since Austin Peay from 2000-03) to win four-straight tournament titles. In 2016 Belmont won its first-ever OVC Tournament Championship.

Several coaches have made their mark in the history of OVC women's basketball. Former Tennessee Tech coach Marynell Meadors posted an amazing 363-139 (72.3%) record at Tech, becoming the first woman in NCAA or AIAW history to win 300 games at the same institution, while former Tennessee State skipper Teresa Phillips earned National Coach of the Year honors from USA Today in 1990 for turning around the Lady Tigers' program before going on to lead TSU to the NCAA Tournament in 1994 and 1995. Tennessee Tech coach Bill Worrell capped

THIS IS THE OVC

a stellar 20-year career in 2005-06 and was inducted into the OVC Hall of Fame in 2007; he compiled a 408-190 record while leading the Golden Eagles to an unprecedented 16 OVC regular-season titles and eight NCAA Tournament appearances, including five straight from 1989-93. Larry Joe Inman, who retired at the conclusion of the 2007-08 season and was inducted into the OVC Hall of Fame in 2009, won more than 100 games at both Middle Tennessee and Eastern Kentucky, and earned OVC Coach of the Year honors a record eight times - five times at EKU and three at MTSU. In 2012-13 Inman came out of retirement to take the Tennessee State job; in 2014-15 he led the Lady Tigers to its first OVC Tournament Championship since 1995. Entering the 2015-16 season he has 535 victories.

Many great players have graced the hardwood over the years, including former OVC Players of the Year Brooke Armistead and Gerlonda Hardin from Austin Peay, Pam Chambers, Jerilyn Harper, Cheryl Taylor, Angela Moorehead, Roschelle Vaughn, Diane Seng, Janet Holt and Emily Christian from Tennessee Tech; Morehead State's Donna Murphy, Priscilla Blackford and Chynna Bozeman; Eastern Kentucky's Kim Mays; Southeast Missouri's Gray C. Harris; Murray State's Ashley Hayes; and UT Martin's Heather Butler and Jasmine Newsome.

Morehead State center Brittany Pittman set new school, league and NCAA standards for blocked shots in 2008-09. Pittman swatted 164 shots during the season, setting a new NCAA single-season record (which has since been broken). During the campaign, only her second with the Eagles, she also set career block records for both Morehead State and the OVC (287).

In 2012-13 the UT Martin duo of Jasmine Newsome and Heather Butler finished fifth and sixth nationally among NCAA scoring leaders. Newsome, the 2012 and 2013 OVC Player of the Year, averaged 22.6 points per game on the way to All-American honors while Butler averaged 22.4 points per contest. Butler set a NCAA record during the season by connecting on a 3-pointer in her 80th-straight game.

In 2013-14 Butler and Newsome capped their brilliant careers by ranking first and

second in scoring in OVC history. Butler, the 2013-14 OVC Female Athlete of the Year, finished her career with 2,865 points, which ranked first in OVC and 16th in NCAA history. She also finished her career with 392 career 3-pointers (which was tied for the most in NCAA history following her career but now ranks second) and scored in double figures in all 129 career games which ranks fifth in NCAA history. Following the season Butler was signed by the WNBA's San Antonio Stars where she became the first OVC player to make an active WNBA roster. Newsome capped her career with 2,566 points, second only to Butler in OVC history.

The league also had another historical moment in November 2008 when the NCAA awarded Nashville the 2014 NCAA Women's Division I Final Four. The OVC served as the host of the prestigious event, which is one of the biggest sporting events the city of Nashville can host. The event was held April 6 & 8 at Bridgestone Arena in downtown Nashville and was played in front of sold-out crowds for both the semifinals and championship as UConn topped Notre Dame in a battle of undefeated teams to win its ninth national title.

Over its 68 years, OVC teams have garnered national championships and bowl games in football, along with national team or individual titles in the sports of rifle, cross country, track and golf.

The OVC has also produced several Olympic athletes, including Murray State's Morgan Hicks, who was a member of the 2004 United States Olympic Rifle Team and Morehead State's Brian Shimer who competed in five Winter Olympics in bobsled (winning a bronze medal in 2002) and coached the 2010 United States bobsled team to its first gold medal since 1948. Former Morehead State football and Eastern Kentucky track and field athlete Dallas Robinson competed with the U.S. bobsled team during the 2014 Sochi Winter Olympics. In addition, some of the greatest players in professional sports were educated at OVC institutions. The list includes former greats such as football's Phil Simms (Morehead State), basketball's Clem Haskins (Western Kentucky) and Bubba Wells (Austin Peay) and two-sport star Steve Hamilton (Morehead State) to present-day

standouts like basketball player Kenneth Faried (Morehead State), football players Tony Romo (Eastern Illinois) and Jimmy Garoppolo (Eastern Illinois) and baseball players A.J. Ellis (Austin Peay) and Shawn Kelley (Austin Peay). Hamilton is the only athlete to ever play in the NCAA Basketball Championship, a Major League Baseball World Series (New York Yankees) and a NBA Championship Series (Los Angeles Lakers).

The OVC's first volleyball tournament was held in 1981, the same year Eastern Kentucky began a string of six straight tournament crowns. Former EKU skipper Dr. Geri Polvino compiled a 627-439 record in 32 seasons as head coach of the Colonels, earning OVC Coach of the Year honors eight times. More recently, former Austin Peay coach Cheryl Holt and former Southeast Missouri skipper Cindy Gannon also earned their peers' recognition multiple times with four awards each.

Throughout the last 33 years, 11 different teams have won an OVC regular-season or tournament volleyball crown. Since joining the league in 1991, Southeast Missouri has dominated the scene, winning seven of its eight regular-season titles during the 1990's, including five straight from 1993-97. The Redhawks have also won five tournament crowns (1994, 1996, 1998, 1999 and 2000). Jacksonville State won back-to-back OVC Tournament Championships (2005, 2006) including going through the OVC undefeated (16-0) in 2006 and winning a NCAA Tournament match in 2010, the league's first NCAA victory since 2000.

Following the 2007 season, Jacksonville State's Abbey Breit was named the OVC Offensive Player of the Year for the third-straight season, becoming the first player in OVC history to accomplish that feat. Five other individuals - Eastern Kentucky's Angela Boykins (1985-86), Morehead State's Dayle Hammontree (1988-89), Southeast Missouri's Tuba Meto (1996-97), Morehead State's Amy Almond (2001-02) and Murray State's Scottie Ingram (2014-15) - were back-to-back winners of the award.

Morehead State won its fourth-straight OVC regular season championship in 2013. Over that four-year period (2010-13) the Eagles compiled an impressive 67-3 league

Southeast Missouri State **REDHAWKS**

record.

In 2007, Eastern Kentucky's Jacob Korir won his fourth-straight Conference cross country title becoming just the third OVC student-athlete and 13th athlete nationally to accomplish that feat. Korir was a three-time All-American in cross country, earning two top-10 finishes at the NCAA Cross Country Championship. The Nairobi, Kenya, native was also named a track and field All-American twice during his career, was selected as the OVC Male Athlete of the Year in 2006-07 and received the NCAA post graduate scholarship in 2008.

In 2011 the Eastern Kentucky men's cross country earned a national ranking in the USTFCCCA poll, climbing to as high as No. 17; the ranking was the highest for an OVC team since the polls began in the early 1980s. The EKU men would qualify for the NCAA Championship, becoming the first OVC team to reach the national championship meet since 1980. Eastern Kentucky finished 26th overall at the event as junior Soufiane Bouchikhi was 47th in a field of 252 runners. On the women's side Eastern Kentucky senior Lydia Kosgei became the first EKU woman to ever qualify for the NCAA Championship and went on to finish 37th at the national meet, marking the second-highest finish for a female in OVC history, and also earning All-American honors.

A year later (2012) the EKU men's cross country team was ranked as high as No. 11 nationally and finished 24th at the NCAA Championship. Wade Meddles led the team with a 38th place finish at the event while Bouchikhi was 40th. In 2013 Eastern Kentucky placed 15th at the NCAA Championship, the highest national finish for an OVC team since 1980. Soufiane Bouchikhi capped his career by winning his fourth-straight OVC Championship and earning National Runner of the Week honors during the season. Bouchikhi finished 26th at the NCAA Championship in 2013, earning All-American honors for the second-straight season. In 2014 EKU qualified for its fourth-straight NCAA Championship and finished 23rd overall and in 2015 earned its fifth-straight bid and finished 17th overall. EKU is only the second OVC team to ever qualify for five-straight NCAA Championships (ETSU being

the other); currently the Colonels are one of only 10 teams in the country to qualify for the national championships each of the last five years (2011-15).

In 2007 the Conference had two teams in the NCAA Women's Soccer Tournament for the first time in league history, as former OVC member Samford earned an at-large selection while Southeast Missouri was the Conference's automatic bid.

Former Austin Peay standout and 2012 OVC Soccer Player of the Year Tatiana Ariza represented her native country of Colombia in both the 2012 Summer Olympics in London (earning a start against the United States) as well as the 2015 FIFA Women's World Cup. In the 2015 event she assisted on the first World Cup goal in her country's history and in the following match helped her team to a 2-0 victory over France, giving Colombia its first-ever win at the event.

For the first time under the current format, OVC men's golfers qualified for the NCAA National Championship in back-to-back years in 2013 and 2014. Austin Peay's Dustin Korte advanced from the regional to the national championship in 2013 (finishing 116th overall) while APSU's Marco Iten won the Auburn Regional in 2014 to qualify for the National Championship (finishing 55th). In 2015 OVC three individual men's golfers competed in the NCAA Regionals (one automatic berth and two at-large berths) in addition to the Eastern Kentucky team; the three individuals were the most from the OVC to qualify in one year under the current format. The OVC also boasts three current PGA Tour professionals in Scott Stallings (Tennessee Tech), Josh Teater (Morehead State) and Danny Willett (Jacksonville State).

In April 2016 Willett won The Masters Championship in Augusta, Georgia. The former JSU standout, who was the 2006 OVC Freshman of the Year and the 2007 OVC Championship Medalist, entered the final round tied for fifth, three shots behind 2015 champion Jordan Spieth after rounds of 70-74-72. In the final round Willett fired a 5-under par round of 67 to finish at 283 (-5) and top the field by three shots. He became just the eighth player in Masters history to win the event in his first or second start and just the second Englishman to win the event.

In 2009 it was OVC softball that accomplished several firsts as UT Martin (tournament champion) and Jacksonville State (at-large) were each selected for the NCAA Championship. Jacksonville State would take it a step farther by winning the Knoxville Regional (beating No. 13 national seed Tennessee along the way) to become the first OVC softball program to advance to a Super Regional. Jax State would fall to No. 4 Alabama in that Super Regional but finished the season 43-16 (19-2 OVC) and ranked 21st nationally in the ESPN.com/USA Softball poll and 24th nationally in the USA Today/NFCA poll.

In 2016 the OVC Softball Championship was held at a neutral site for the first time, as it was played at Choccolocco Park in Oxford, Alabama. Large crowds filled the stands to see Jacksonville State win its fifth OVC crown.

The league's baseball presence has continued to evolve since its inception. The OVC baseball tournament moved to a neutral site for the first time in 2001 with Paducah, Kentucky and Brooks Stadium hosting the tournament in front of raucous crowds. The success of the tournament led to Jackson, Tennessee and The Ballpark at Jackson (the home of the Seattle Mariner's Class AA affiliate) – hosting the event for the first time in 2010.

The OVC also has made a statement in the NCAA Baseball Championship in recent years, with its teams involved in several memorable contests in the last decade. Tennessee Tech surprised Wake Forest in the opening round of the 2001 tournament and Southeast Missouri stunned host Alabama in the opening round of the 2002 championship. Five years later, Austin Peay captured the collegiate baseball world's attention by taking Vanderbilt, the 2007 No. 1 overall seed, to extra innings. Eastern Illinois pushed host Nebraska to the limit in 2008 followed by Tennessee Tech's memorable contest against host Clemson in 2009.

After not making the OVC Tournament field in either 2009 or 2010, Austin Peay, who was picked to finish seventh in the 2011 preseason poll, won the regular season and tournament championships to garner its fourth NCAA Tournament appearance. In the

THIS IS THE OVC

first game of NCAA Regional play the Govs knocked off host and No. 1 seed Georgia Tech 2-1.

In 2012 Austin Peay completed a “repeat squared” (back-to-back regular season and tournament championships) for the first-time in OVC history. The Govs would go on to top Indiana State and Cal State Fullerton at the Eugene Regional, before falling to host Oregon in the regional final. It marked the first time since the 2000 season (Middle Tennessee) that an OVC team had won multiple NCAA Tournaments games in the same season.

Austin Peay completed a “3-Peayt” by winning its third-straight OVC Tournament crown in 2013. Along the way the Govs garnered the first nationally-ranking by an OVC team since 2009 (climbing to as high as 21st nationally) and tied the OVC single-season record with 47 victories. The Govs earned the No. 2 seed in the NCAA Bloomington Regional, becoming the first OVC team in the current regional format (since 1999) to earn anything other than a No. 4 seed. The squad topped Florida and Valparaiso to advance to the regional final for the second-straight season before losing to host Indiana. Govs senior closer Tyler Rogers was a big part of his team’s success during the year, setting the NCAA single-season record for saves (23 – a mark that was later eclipsed during the College World Series).

In 2016 six OVC teams reached the 30-win plateau for the first time in league history; the previous single-season high had been four teams.

In 2014, for the third-straight year, 12 OVC players were selected in the Major League Baseball First-Year Player Draft. Of those 12 selections five came in the first 10 rounds, setting a new record for most OVC players picked in the first 10 rounds (eclipsing the old mark of three set several times). In 2016 13 OVC players were selected in the draft, tying the all-time record established in 2010; overall the OVC has had 78 players selected over the past seven years (2010-16).

A first in the OVC occurred in 2008, when the league had a first round draft pick in both the NFL (Tennessee State’s Dominique Rodgers-Cromartie) and Major League Baseball (Eastern Kentucky’s Christian

Friedrich) Drafts in the same school year. A year later (2009) the league had a Major League Baseball First Round Compensation Round pick (Eastern Illinois’ Tyler Kehrner who was No. 48 overall) and NBA Second Round pick (UT Martin’s Lester Hudson) in the same season.

The playing field is not the only place where OVC athletes are working hard. The league also recognizes excellence in the classroom. Six Scholar-Athlete Awards are presented yearly to male and female athletes, while others are commended for their academic success by being Medal of Honor recipients or earning a spot on the Commissioner’s Honor Roll. Additionally, the league annually presents one institutional Academic Achievement Award, as well as separate team awards in each Conference-sponsored sport. Since the College Sports Information Directors of America (CoSIDA) Academic All-America program began, the Ohio Valley Conference has had 250 student-athletes honored with the award, including 58 over the last six years (2010-16).

Through the early years of the league, administrators wrestled with fan behavior due to the close proximity of the Conference members and the intense rivalries which developed. Just as it did decades ago, the OVC took the leadership role on what has become a national issue. In 1995, the OVC implemented a first-of-its-kind “Sportsmanship Statement,” a policy which promotes principles of fair play, ethical conduct and respect for one’s opponent. The statement has become a model for others to follow across the nation, and has answered the challenge of the NCAA Presidents Commission to improve sportsmanship in collegiate athletics.

Additionally, the OVC annually presents the Steve Hamilton Sportsmanship Award, in honor of the former Morehead State student-athlete, coach and athletics director, to a junior or senior student-athlete with significant athletic contributions who best exemplifies the characteristics of sportsmanship and citizenship. Most recently, the Conference has also implemented the OVC Institutional and Team Sportsmanship Awards, which are presented to one institution and 18 sport-specific teams voted

by their peers to have best exhibited the standards of sportsmanship and ethical conduct as outlined by the OVC and NCAA.

The vision of leadership demonstrated by the Founding Fathers in 1948 remains alive today as the Ohio Valley Conference prepares for the future. One example is in regard to the current trend in collegiate athletics administration for increased involvement of university presidents in setting policies and making rules. The presidents of OVC institutions, however, have always governed the Conference, long before presidential governance became a national theme.

The Ohio Valley Conference sponsors the following sports: baseball, basketball, cross country, football, golf, tennis and track for men, and basketball, cross country, golf, soccer, softball, tennis, track and volleyball for women. In addition, the OVC also sponsors the combined men’s and women’s sport of rifle.

Now in its seventh decade of competition, the Ohio Valley Conference has grown significantly from its humble beginnings while increasing the number of athletics opportunities it provides for students. Current league representatives include charter members Eastern Kentucky University, Morehead State University and Murray State University, along with Austin Peay State University, Belmont University, Eastern Illinois University, Jacksonville State University, Southeast Missouri State University, Southern Illinois University Edwardsville, Tennessee State University, Tennessee Technological University and the University of Tennessee at Martin.

Southeast Missouri State REDHAWKS

/Ohio Valley Conference Office Staff



Beth DeBauche
Commissioner



Kyle Schwartz
Assistant Commissioner
for Media Relations



Brian Pulley
Assistant Commissioner
for External Affairs



Stephanie Castera
Assistant Commissioner
for Institutional
Services/Senior Woman
Administrator



Heather Brown
Director of Media
Relations



Bryce Robinson
Director of Compliance
and Digital Media



Jon Kuka
General Manager, OVC
IMG Sports Marketing



Lauren Berst
Director of Administration

/Officials Coordinators



Jim Jackson
Coordinator of Football
Officiating



Curtis Shaw
Coordinator of Men's
Basketball Officials



Sally Bell
Coordinator of Women's
Basketball Officials



Michael Blalock
Coordinator of Volleyball
Officiating



Kim Viera
Coordinator of Soccer
Officials

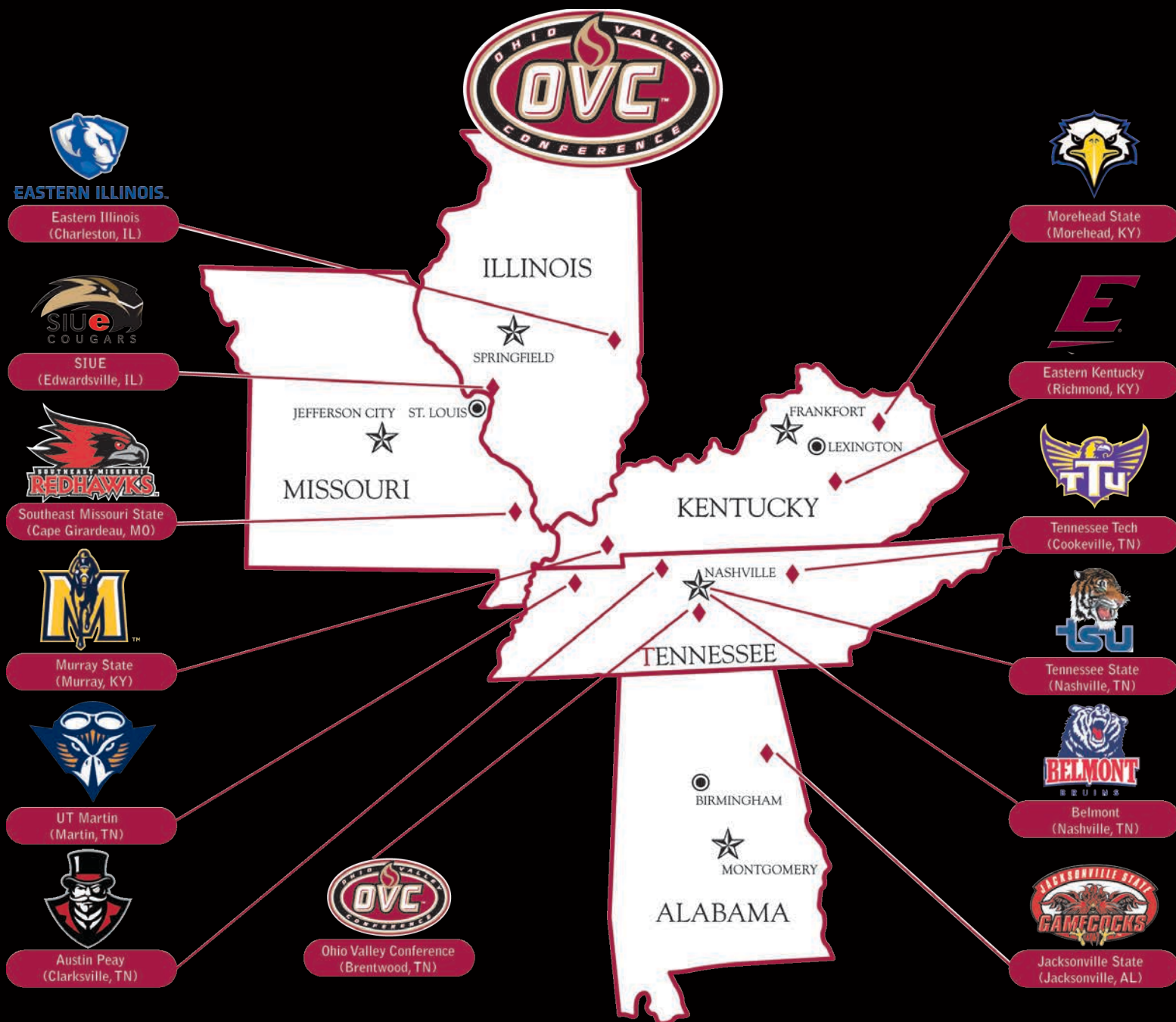


Tony Thompson
Coordinator of Baseball
Officials



Jim Williams
Coordinator of Softball
Officials

OVC MAP & MEMBERS





SOUTHEAST MISSOURI STATE REDHAWKS

VOLLEYBALL

THIS IS SOUTHEAST

BRING YOUR BIG IDEAS.

**And make
them count.**

Your big ideas will be in good company here. Whatever you choose to study, chances are the program is at the head of its class. And if you're at the head of yours, you can join our honors program and elevate your learning experience even further.




SOUTHEAST MISSOURI
STATE UNIVERSITY • 1873



**SOUTHEAST BOASTS 20+ NATIONALLY
AND INTERNATIONALLY ACCREDITED
PROGRAMS, INCLUDING:**

- / ATHLETIC TRAINING
- / BUSINESS
- / CHEMISTRY
- / COMPUTER SCIENCE
- / DIETETICS
- / EDUCATION
- / ENGINEERING PHYSICS
- / INTERIOR DESIGN
- / MASS COMMUNICATION
- / MUSIC
- / NURSING
- / SOCIAL WORK
- / THEATRE



**GETTING INTO MEDICAL
SCHOOL ISN'T EASY —
WE JUST MAKE IT LOOK
THAT WAY. SOUTHEAST'S
PRE-MED STUDENTS ARE
ACCEPTED TO**

**medical
school well
above the
national
average.**

Like our students, Southeast faculty members come from around the country, hailing from leading institutions such as:

/ Boston Conservatory of Music
/ Carnegie Mellon University
/ Harvard University
/ Pennsylvania State University
/ Purdue University
/ Texas A&M University
/ Tulane University
/ University of Florida
/ University of Michigan
/ Vanderbilt University
/ Yale University



**COME HERE
AS A STUDENT.**

**And go
anywhere
as a
teacher.**

Southeast education graduates work as faculty members in school districts across the nation, and in more than 35 countries around the world.

1:21
faculty-
student
ratio

**Full-time
faculty**

**lead most classes, not
teaching assistants —
starting with freshman year.**

**THE DONALD L. HARRISON
COLLEGE OF BUSINESS
CONSISTENTLY MAKES THE
PRINCETON REVIEW'S LIST OF
top business
schools.**



ROLL UP YOUR SLEEVES AND GET DOWN TO BUSINESS.

Or education, public policy, communications or journalism — whatever your major, expect to learn a lot in class and even more in practice. And here, that practice happens on the latest technology and in real-world settings. You'll experiment and collaborate in just about all of your coursework. And you'll put new knowledge into action right from the start.



YOUR NEXT BIG IDEA could happen anywhere. But you'll give it legs and watch it run at **Catapult Creative House**, our student-run idea incubator and launchpad for innovation. Get to work in our creative labs, 3D modeling and printing gallery, and impact studio. It's where you'll turn your concepts into prototypes, your prototypes into products, and your products into sales.

THE BEST PLACE TO LEARN ABOUT U.S. POLICY is where it's actually being shaped. So you'll go to the **Center for Strategic and International Studies (CSIS) in Washington, D.C.**, for part of our University Studies course. For four exhilarating days, you'll work directly with researchers and consultants who advise national leaders. And if you're really on top of your game, you may end up influencing the strategies you've come to study.



INTERNSHIPS

RÉSUMÉS ARE BUILT—NOT WRITTEN.

The workforce is just that: a force. And it's one you'll meet head on at Southeast Missouri State. We'll help you find internships (that's plural on purpose) and coach you through any challenges or questions that come your way.



SET OUT AND JOIN IN.

Earn your wings early. Chew your way into campus history. Share your musical gift. Meet your new brothers or sisters. Whatever you do — whether it's joining a club or carrying on a tradition — just know that you won't do it alone (except the chewing part).

21

SOCIAL FRATERNITIES AND SORORITIES

Representing the IFC, Panhellenic and NPHC Councils. Many of them call Greek Hill home. And in Fall 2016, a new Greek Village will open on campus, providing an expanded Greek community where thousands of students will make new memories of brotherhood and sisterhood.



180+ student groups

With organizations on campus from A (Adult Recess improv group) to Z (Zeta Phi Beta Sorority), there's something to meet every professional, social, recreational or religious interest. And if you can't find what you're looking for, form your own group.

We honor our heritage by sticking to our traditions.

Some of them, quite literally. For years, students have been making the trek up **Cardiac Hill** (a tradition in its own right) to add their chewing gum to our infamous **Gum Tree**.



MAKE ART THAT INSPIRES.

And do it on
a campus
that's equally
inspiring.



Dobbins River Campus Center

Inside this living-learning center, you can make a masterpiece, make dinner and make your bed without ever leaving the **River Campus**.

In addition to a residence hall, dining facilities and contemporary classrooms, the **Cultural Arts Center** offers professional-level theatres, costume and scene shops, music rehearsal and gallery space, and dance and art studios — each equipped to inspire ovation-worthy works of art.



Built
our R
Misso
arts. I
in the
Perfo
Come
the la
breat





on the banks of the Mississippi,
iver Campus is the only one in
ouri dedicated entirely to the
But you don't have to be a student
e Holland School of Visual and
rming Arts to appreciate it.
e catch a performance. Explore
test exhibits. Or just enjoy the
htaking river views.

Five venues for exhibiting your
talent — including theatres, a
recital hall and galleries — set
the stage for

**more than
a hundred
different
events
each year.**

Among our student-produced
musical performances, you'll hear
everything from the classics to the
contemporary — including Brahms'
Double Concerto in A Minor and
Andrew Lipka's *The Addams Family*.



**Southeast makes it
affordable to do what
you dream of doing,
and we're recognized
as one of the country's
institutions with
the least indebted
students.**

LEARN MORE

about our \$17 million in
annual scholarships at
semo.edu/scholarships.

**SEE FOR YOURSELF
WHAT YOU'LL DO HERE**

Call us at (573) 651-2590
or schedule a visit at
semo.edu/visit.

OFFICE OF ADMISSIONS

One University Plaza, MS 3550
Academic Hall 100D
Cape Girardeau, Missouri 63701

573.651.2590

admissions@semo.edu

APPLY

We can't wait to see what you do.
But first, you'll need to get in.
semo.edu/apply

STAFF PHOTOS



Brady Barke
Director of
Athletics



Cindy Gannon
Senior Associate Director
of Athletics/SWA



Rachel Blunt
Assistant Director of
Athletics/Compliance



Nate Saverino
Assistant Director of
Athletics/External Affairs



Karen Gleeson
Senior Administrative
Assistant



Catherine Anderson
Academic Services
Director




Elizabeth Brucker
Director of Business
Operations



Barb Kinsey
Administrative Assistant
Development



Kent Phillips
Coordinator of Facilities &
Event Management



Jeff Honza
Sports Information
Director



Phillip Lady
Coordinator of Marketing
& Promotions



Alan Savage
Ticket Manager & Student
Accountant



Marcia Hendrix
Assistant Ticket Manager/
Insurance



Jacob Owen
Assistant Director of
Compliance



Sean Stevenson
Assistant Sports
Information Director



Beth Easter
Faculty Athletics
Representative



Ryan Johnson
Strength & Conditioning
Coach



Amanda Martin
Co-Head Athletic Trainer



Ben Fox
Co-Head Athletic Trainer



Ashley Angerer
Assistant Athletic Trainer



Andy Sawyers
Head Baseball Coach



Rick Ray
Head Men's
Basketball Coach



Rekha Patterson
Head Women's
Basketball Coach



Tom Matukewicz
Head Football Coach

Southeast Missouri State **REDHAWKS**



Kristi Ewasko
Head Women's
Gymnastics Coach



Mark Redburn
Head Softball Coach




Heather Nelson
Head Women's
Soccer Coach



Mary Beth Gunn
Head Women's
Tennis Coach




Eric Crumpecker
Head Track & Field Coach



Ryan Lane
Head Cross Country
Coach



Julie Yankus
Head Volleyball Coach



Tatianna Parham
Sundancers Coach



Curt Dixon
Assistant Baseball
Coach



Curt Dixon
Assistant Baseball
Coach




Adam Gordon
Assistant Men's
Basketball Coach



Chris Moore
Assistant Men's
Basketball Coach




Nick Lagroone
Assistant Men's
Basketball Coach



David Potter
Men's Basketball
Graduate Manager



James Arnold
Assistant Women's
Basketball Coach



Chanté Crutchfield
Assistant Women's
Basketball Coach




Jauwan Scaife
Assistant Women's
Basketball Coach



Brooke Sander
Director of Women's
Basketball Operations



Bryce Saia
Assistant Football
Coach



Jon Wiemers
Assistant Football
Coach




Matt Martin
Assistant Football
Coach



Eric Burrow
Assistant Football
Coach



Ricky Coon
Assistant Football
Coach



Salim Powell
Assistant Football
Coach


STAFF PHOTOS




Ben Blake
Assistant Football
Coach



Joe Uhls
Assistant Football
Coach




Tyler French
Assistant Football
Coach



Jared Diekmann
Football Offensive
Assistant



Jonathon Hankinson
Football Equipment
Manager



Josh Bonadona
Football Video
Coordinator



Candace Blackerby
Assistant Women's
Gymnastics Coach



Kristin Jones
Assistant Softball Coach



Paul Nelson
Associate Head Women's
Soccer Coach




Adam Kleman
Assistant Women's Soccer
Coach




Danielle Burbage
Assistant Track & Field
Coach



Nikki Buchholz
Assistant Volleyball Coach




Calae Campbell
Assistant Volleyball Coach




Oge A. Oge
Graduate Assistant
Academic Services




Holly Reynolds
Graduate Athletic
Trainer



Justin Guy
Graduate Assistant
Strength & Conditioning



Jackson Frey
Graduate Assistant
Strength & Conditioning



Tyler Knight
Graduate Assistant
Strength & Conditioning



Danny Chesnut
Sports Information
Assistant



Kevin Scanlon
Sports Information
Assistant



**DO
YOU
HAVE
THE
WILL
TO**

**make a
medical
discovery?**



**SOUTHEAST MISSOURI
STATE UNIVERSITY · 1873**



2016 SCHEDULE

Redhawks Invitational (Show Me Center)

Aug. 26	New Orleans	12 p.m.
Aug. 26	Illinois-Chicago	7 p.m.
Aug. 27	Louisiana Tech	2 p.m.

UAB/Samford Tournament

Sept. 2	Northwestern State	10 a.m.
Sept. 2	UAB	2 p.m.
Sept. 3	Radford	10 a.m.

Sept. 5	at Evansville	6 p.m.
---------	---------------	--------

Valparaiso Tournament

Sept. 9	Valparaiso	12:30 p.m.
Sept. 10	Duquesne	10 a.m.
Sept. 10	Central Michigan	4:30 p.m.

Sept. 13	Southern Illinois	6:30 p.m.
-----------------	--------------------------	------------------

Western Illinois Tournament

Sept. 18	Drake	11 a.m.
Sept. 18	Weber State	4 p.m.
Sept. 19	Western Illinois	11 a.m.
Sept. 23	at Austin Peay*	6 p.m.
Sept. 24	at Murray State*	2 p.m.

Sept. 30	Eastern Illinois*	6:30 p.m.
Oct. 1	SIUE*	1:30 p.m.

Oct. 4	at UT Martin*	7 p.m.
Oct. 9	at Jacksonville State*	2 p.m.

Oct. 14	Belmont*	6:30 p.m.
----------------	-----------------	------------------

Oct. 15	Tennessee State*	2 p.m.
----------------	-------------------------	---------------

Oct. 21	at Eastern Kentucky*	6 p.m.
---------	----------------------	--------

Oct. 22	at Morehead State*	4 p.m.
---------	--------------------	--------

Oct. 28	Murray State*	6:30 p.m.
----------------	----------------------	------------------

Oct. 39	Austin Peay*	5 p.m.
----------------	---------------------	---------------

Nov. 4	at SIUE*	7 p.m.
--------	----------	--------

Nov. 5	at Eastern Illinois*	6 p.m.
--------	----------------------	--------

Nov. 8	UT Martin*	6:30 p.m.
---------------	-------------------	------------------

Nov. 12	Tennessee Tech*	2 p.m.
----------------	------------------------	---------------

Nov. 17-19	OVC Tournament	
-------------------	-----------------------	--

Home Games in **Bold**/Played at Houck Field House unless stated otherwise.

* - Denotes Ohio Valley Conference Game

All times central and subject to change.