



**LEADING  
IS WHAT  
WE DO  
BEST.**

---

**SOUTHEAST MISSOURI STATE  
REDHAWKS SOFTBALL**  
2016 Information Guide



**DO  
YOU  
HAVE  
THE  
WILL  
TO**

**serve all  
community  
members?**



**SOUTHEAST MISSOURI  
STATE UNIVERSITY • 1873**

# Southeast Missouri State REDHAWKS

## TABLE OF CONTENTS

### Intro to Redhawk Softball

Media Information .....	2-3
Southeast Softball Complex .....	4-5
Softball Facilities .....	6-7
Academic Excellence .....	8-9
Social Development .....	10-11
Competitive Success .....	12-13
Sports Medicine .....	14-15
President Dr. Carlos Vargas .....	16
Interim Director of Athletics Brady Barke .....	17
Mission Statement .....	18

### Season Preview

Season Outlook .....	20-21
Numerical/Alphabetical Roster .....	22
Radio/TV Roster .....	23
Schedule .....	24

### Coaching Staff

Head Coach Mark Redburn .....	26-27
Assistant Coach Stephanie Winter .....	28
Assistant Coach Kristen Jones .....	28
Volunteer Assistant .....	28

### Player Profiles

Savannah Carpenter .....	30-31
Nicole Deering .....	32-33
Aubrey Denno .....	34-35
Leah Duffe .....	36-37
Riley Hayes .....	38-39
Haylee Krack .....	40-41
Madeline Krumrey .....	42-43
Darby Pruett .....	44-45
Chelsea Smith .....	46-47
Claire Wernig .....	48-49
Newcomers .....	50-52
Career Statistics vs. OVC Opponents .....	52-54

### Year in Review

2015 Review .....	56-57
2015 Final Statistics .....	58-63
2015 Line Scores .....	64-67
Miscellaneous Statistics .....	68

### Opponents

2016 Opponents .....	70-74
Series Results vs. All Opponents .....	75-82

### This is the OVC

OVC History .....	84-89
2015 Final OVC Statistics .....	90-91
2016 OVC Tournament .....	92



### Records & History

Honors & Awards .....	94-96
Miscellaneous Records .....	97
Postseason History .....	98
Hitting Records .....	99-100
Pitching Records .....	101
Single-Season Team Records .....	102
Coaching History .....	103
1991 Softball Team .....	104
NCAA Division I Results .....	105-110

### This is Southeast

Southeast Missouri State University .....	112-117
Athletics Staff .....	118-120
Board of Regents .....	120

### Credits

The 2016 Southeast Missouri Softball Guide was written, edited and designed by Sports Information Director Jeff Honza. Cover design and additional graphics assistance provided by Tonya Wells and Krista Mayfield. Photography by Marc Mahnke, Keith Hente, Bill Barrett, Pat Patterson, Josh Russell, Aaron Eisenhauer, Dennis Hubbard, Sean Stevenson, Kevin Scanlon, Danny Chesnut, Sandy King, Tony Marable, Fred Lynch and Southeast Missouriian. Special thanks to opposing school sports information directors for submitting information to the opponents section of this guide.







# MEDIA INFORMATION

## Credentials

Credentials are required for entrance to the Southeast Softball Complex Press Box. To request season or single-game credentials, please contact Southeast Missouri Sports Information by phone at (573) 651-2933 or email at [jhonza@semo.edu/redhawk1@me.com](mailto:jhonza@semo.edu/redhawk1@me.com). Credentials can be picked up in the press box on gamedays.

## Press Box Decorum

Professional decorum is expected at all times in the Southeast Softball Complex Press Box. Cheering or outward expression is strictly prohibited.

## Photographers

Photographers are encouraged to use caution when shooting at the Southeast Softball Complex. Please check with the Southeast Sports Information Office regarding approval to shoot at the facility. Photographers are also required to adhere to all photo policies and work from designated areas.

## Postgame Interviews

Anyone wishing to interview a Southeast student-athlete must notify Jeff Honza prior to the end of each game. Head Coach Mark Redburn and select student-athletes will be available on the field immediately following a 10-minute cooling off period. Media are not permitted to be in the dugout areas.

## Softball Email List

If you would like to be added to the Redhawk softball email list to receive breaking news about the team, please email Jeff Honza.

## GoSoutheast.com

GoSoutheast.com is the best source for up-to-date information on the Redhawk softball team.

## Gameday Services

Statistics, rosters and game notes will be provided prior to each game/doubleheader. Final box scores and play-by-play accounts will also be distributed after all contests.

## Live Stats

Live Stats for all Southeast Missouri home softball games can be accessed online at GoSoutheast.com.

## OVC Digital Network

The 2015-16 season marks the fourth year for the OVC Digital Network which provides live games free on any device. Fans can watch select Southeast Missouri home softball games free of charge online at [OVCDigitalNetwork.com](http://OVCDigitalNetwork.com).





# Southeast Missouri State **REDHAWKS**

## **MEDIA INFORMATION**

### **Southeast Missouri Sports Information**

One University Plaza MS 0200  
Cape Girardeau, MO 63701

**Phone:** (573) 651-2294

**Fax:** (573) 651-2810



**Jeff Honza**  
Director



**Sean Stevenson**  
Assistant Director



**Kevin Scanlon**  
Assistant



**Danny Chesnut**  
Assistant

#### **Jeff Honza, Director**

Football, Men's Basketball, Softball

Office: (573) 651-2933

Cell: (618) 528-1145

Email: [jhonza@semo.edu](mailto:jhonza@semo.edu); [redhawk1@me.com](mailto:redhawk1@me.com)

#### **Sean Stevenson, Assistant Director**

Soccer, Women's Basketball, Baseball

Office: (573) 651-2937

Cell: (314) 620-0855

Email: [sstevenson@semo.edu](mailto:sstevenson@semo.edu)

#### **Kevin Scanlon, Assistant**

Secondary Football, Cross Country, Gymnastics, Tennis

Office: (573) 651-2294

Cell: (636) 579-1953

Email: [kmscanlon1s@semo.edu](mailto:kmscanlon1s@semo.edu)

#### **Danny Chesnut, Assistant**

Volleyball, Indoor & Outdoor Track and Field

Office: (573) 651-2294

**GoSoutheast.com**



@GoSoutheast  
@SEMOsoftball



GoSoutheast



GoSoutheastRedhawks



GoSoutheast



GoRedhawks



Live Stats Platform  
<http://statb.us/l/semo>

# #WillToDo

# GoSoutheast.com





# SOFTBALL COMPLEX

**T**he Southeast Softball Complex will serve as the home of the Redhawks for the 17th year in 2016.

The complex contains three regulation softball fields, all of which have lights. The facility includes batting cages, an air-conditioned press box large enough to accommodate print and broadcast media, and bleacher seating for 600. In addition, there is a hill beyond the right field fence that provides fans with a unique view of the action.

Southeast played Northern Iowa in its first game at this facility on Mar. 6, 1999. Prior to that, the Redhawks played their home games at Parker Field, located in the heart of the Southeast Missouri campus.

The Southeast Softball Complex was constructed as part

of Southeast Missouri's effort to improve its sports facilities. At the time, that project also included new tennis courts, a FieldTurf artificial playing surface for the football and soccer teams, the resurfacing of the Abe Stuber track and new locker rooms for the volleyball, baseball and men's and women's basketball programs.

Recent renovations to the Southeast Softball Complex include a fenced backstop with concrete base and netting, reconfiguration of batting cages (including new turf and netting) and concrete under the bleacher areas.

A windscreen along the outfield wall, state-of-the-art scoreboard and protective fencing in front of both dugouts were other upgrades made to the Southeast Softball Complex in recent years.

## Directions

### From Illinois:

From Route 146, cross bridge and make a right at the first stoplight onto Sprigg Street. Follow Sprigg Street past the Show Me Center. The Southeast Softball Complex will be on the left hand side 1/8 of a mile past the Show Me Center.

### From Interstate 55:

Take Exit 99 (Kingshighway). Follow signs toward Cape Girardeau. Make left onto Lexington and follow for two miles. Make right onto North Sprigg (not Old Sprigg which will come first). Follow for 1/4 mile and complex will be on the right.



# Southeast Missouri State REDHAWKS

## SOUTHEAST SOFTBALL COMPLEX

### Southeast Softball Complex Facts

Overall Record.....	129-121 (.516)
Field Dimensions	
Left.....	190
Center.....	220
Right.....	190
Capacity.....	600
Largest Crowd.....	325
vs. Saint Louis (Apr. 22, 2015)	
Longest Game.....	3:31
vs. Eastern Illinois (Apr. 23, 2003)	
Shortest Game.....	1:00
Several times, last vs. Eastern Ky. (May 7, 2011)	
Most Innings.....	12
2x, last vs. Eastern Kentucky (May 8, 2011)	
First Game.....	vs. Northern Iowa (May 6, 1999)
First Win.....	5-1, vs. Harvard (Mar. 7, 1999)
First Home Run.....	Jenny Oermann
vs. Saint Louis (Mar. 24, 1999)	
First Win by a Pitcher.....	Christine Engelhardt
vs. Harvard (Mar. 7, 1999)	
First Run Scored.....	Michelle Frank
vs. Northern Iowa (Mar. 6, 1999)	
First Triple.....	Kelsey White
vs. Northern Iowa (Mar. 6, 1999)	
First Official At-Bat.....	Jackie Paulus
vs. Northern Iowa (Mar. 6, 1999)	
First Stolen Base.....	Anne Trieb
vs. Northern Iowa (Mar. 6, 1999)	

### Southeast Softball Complex Records

Runs.....	17, vs. Lipscomb (Mar. 9, 2003)
Hits.....	16, vs. Tennessee State (Apr. 21, 2012)
Doubles.....	6, 2x, last vs. IUPUI (Mar. 11, 2007)
Triples.....	3, vs. UT Martin (Apr. 6, 1999)
Home Runs.....	6, vs. Eastern Illinois (Apr. 25, 2015)
Walks.....	7, 3x, last vs. Tennessee State (Apr. 8, 2006)
Stolen Bases.....	6, vs. Morehead State (Apr. 18, 2015)
Errors.....	8, vs. Eastern Kentucky (Mar. 31, 2007)
Strikeouts.....	14, vs. Austin Peay (Apr. 14, 2007)

### Southeast Softball Complex Opponent Records

Runs.....	14
by UT Martin (May 4, 2013)	
Hits.....	16
4x, last by SIUE (Mar. 28, 2015)	
Errors.....	7
3x, last by Austin Peay (Apr. 2, 2010)	








# SOFTBALL

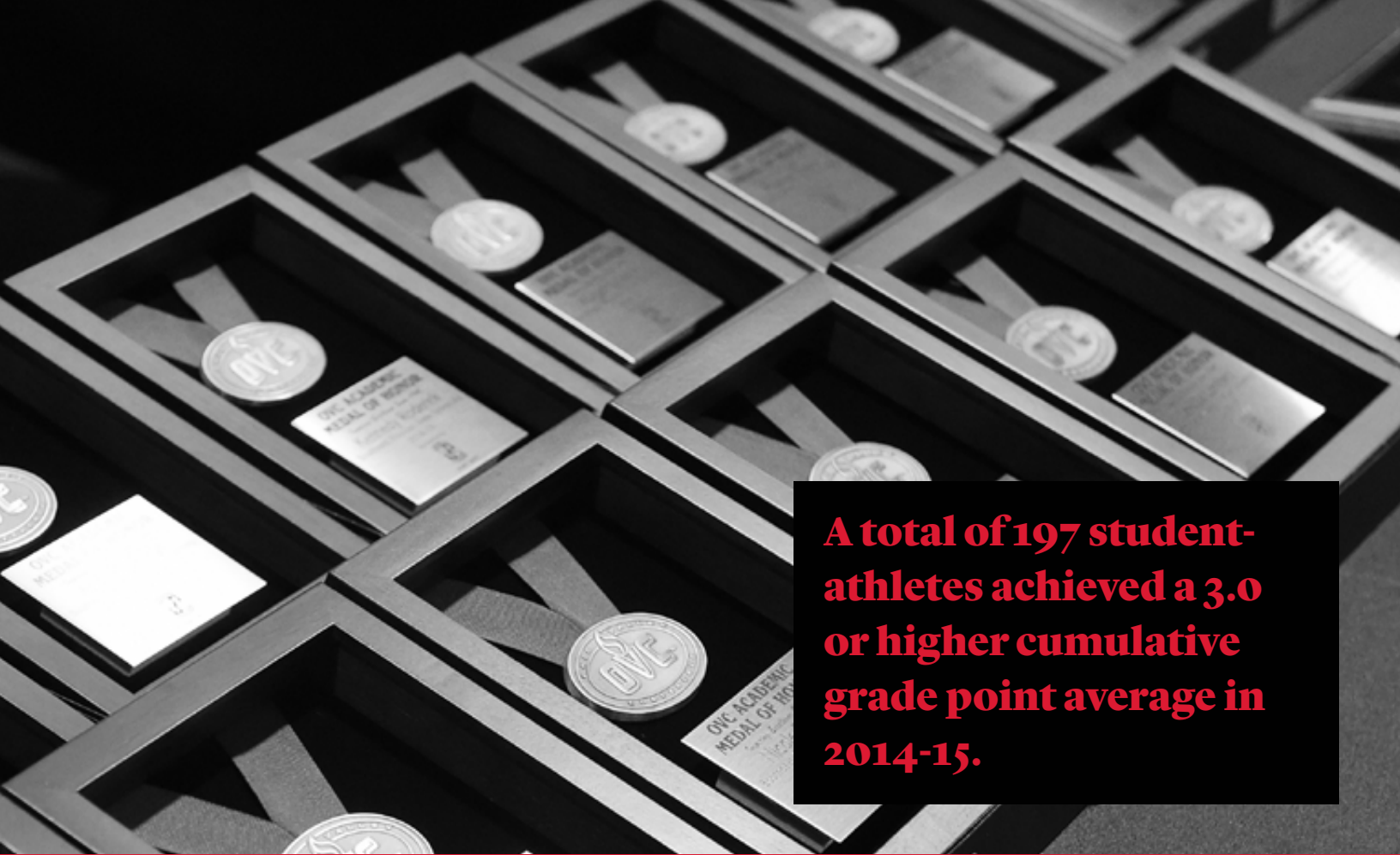


# Southeast Missouri State **REDHAWKS**



## **FACILITIES**





**A total of 197 student-athletes achieved a 3.0 or higher cumulative grade point average in 2014-15.**

# ACADEMIC EXCELLENCE

**T**he Redhawk Success Center offers Southeast Missouri student-athletes a place to study and develop as students and campus leaders.

It is located in the Student Recreation Center, just south of Houck Stadium. The Redhawk Success Center offers a computer lab with 18 work terminals, study areas and rooms for group meetings.

The area is under the guidance of Director of Academic Services Sharon Burgard and Graduate Assistants Oge Oge and Luke Staudt.

The beautiful facility has enhanced the outstanding work in the classroom already enjoyed by Southeast student-athletes.

Last year, the Redhawks

combined for a 3.15 cumulative grade point average in the fall and spring semesters. Over 60 percent of all student-athletes recorded a 3.0 or higher GPA. Eleven of Southeast's 15 intercollegiate athletic teams recorded a team GPA over 3.0. Additionally, Southeast student-athletes logged a record 4,100 hours of community service over the 2014-15 academic year.

Tutors are available for all student-athletes as needed. In addition, both attendance and academic progress is monitored through regular checks with faculty.

A special course is required for all first time student-athletes at Southeast. The course, which offers three credit hours, is part of a comprehensive program

developed to address study skills and life skills topics, and thus, enhance retention and academic success for student-athletes.

Entering student-athletes are evaluated for academic preparedness and assigned to appropriate categories. Student-athletes can also receive individualized academic programs which include meeting with a mentor bi-weekly to discuss academic progress.

The Success Center staff works to get athletes involved in campus and community projects, as well. This is done to provide a support structure and greater opportunity for academic success. Through the NCAA's CHAMPS/ Life Skills Program, the Success Center gives student-athletes personal and professional skills in order to facilitate successful and productive futures.

## #WillToDo





# Southeast Missouri State **REDHAWKS**

## **ACADEMIC EXCELLENCE**

### **2014-15 Notables**

- Eleven of Southeast's 15 athletic programs achieved a 3.13 or higher GPA. Women's cross country boasted a department best 3.79 GPA, followed by women's soccer (3.69), women's gymnastics (3.628), women's tennis (3.622), volleyball (3.45), softball (3.35), women's indoor/outdoor track & field (3.31), baseball (3.29), women's basketball (3.28) and men's cross country (3.13).
- In all, 195 individuals accumulated a 3.0 or higher GPA, accounting for 61 percent of the student-athlete population. A total of 140 student-athletes made Southeast's Dean's List -- students must have a 3.5 or higher GPA to earn that distinction.
- Seventy-one student-athletes received their degrees.
- Southeast's women's gymnastics team was among those who received public recognition awards for top academic performance from the NCAA.
- Seven Southeast programs, including women's cross country, women's tennis, volleyball, baseball, men's cross country and men's indoor/outdoor track & field ranked among the top three in the Ohio Valley Conference's single year APR.





**Southeast student-athletes, coaches and staff logged a record 4,100 community service hours in 2014-15.**

# SOCIAL DEVELOPMENT

**S**tudent-athletes and coaches at Southeast Missouri are dedicated to giving back to the community that so generously supports them.

Redhawk softball student-athletes have opportunities to participate in a variety of community service activities each year. Community involvement helps provide a support structure and greater opportunity for academic success.

We are proud of the level of commitment shown by our student-athletes and always encourage them to participate in community service projects here at Southeast.



# Southeast Missouri State **REDHAWKS**

## **SOCIAL DEVELOPMENT**

---







**Southeast student-athletes are challenged physically and mentally in order to achieve optimal results.**

# COMPETITIVE SUCCESS

**S**outheast Missouri's Strength and Conditioning program is committed to developing the total student-athlete through their experiences within a competitive training environment.

Southeast's weight room renovation project is substantially complete at Student Recreation Center-South.

Indoor turf, weights, equipment and lifting platforms were added as part of the renovation, which cost \$500,000. The facility now has more space and equipment to handle Southeast's larger teams or multiple teams training at the same time. Other things such as branding and lighting are yet to be finished.

Redhawk student-athletes began training in their re-vamped facility in January.



# Southeast Missouri State **REDHAWKS**

## **COMPETITIVE SUCCESS**

### **Training Principles for Southeast Athletes**

#### **1. Reduce the risk of injuries**

- If a student-athlete is injured, he/she will not be able to compete at practice or games.

#### **2. Ensure the athletes are optimally prepared to compete**

- It is our responsibility to best manage all stressors that are placed on the student-athletes body in order to achieve the best results on the playing field.

#### **3. Maximize athletic ability**

- We challenge each athlete, both physically and mentally, in order to achieve optimal results.

### **Exercises for Southeast Athletes are based on the following Principles:**

#### **1. Ground Based Movements**


- Athletes compete with their feet on the ground, and therefore, should train that way. The ability to produce force against the ground determines how fast athletes can run and how high they can jump.

#### **2. Three-Dimensional Movements**

- Athletes must be able to stabilize themselves in all planes of movement. A fancy way of saying we use free weights (barbells/dumbbells vs. machines).

#### **3. Multi-Joint Movements**

- Very rarely in sport do athletes isolate one single joint at a time. Athletes can train more muscle mass at the same time.





**The Southeast Athletic Training program is committed to providing the best healthcare to its student-athletes.**

# SPORTS MEDICINE

**P**revention. Treatment. Rehabilitation. Education. Those are the four primary phases of athletic training, and the Southeast Missouri athletic training staff strives to fulfill all of those areas when working with student-athletes on a daily basis.

Southeast student-athletes are offered the best care possible by the athletic training staff. The Sports Medicine department includes five full-time athletic trainers, six graduate assistants and several student assistants. The staff serves student-athletes around-the-clock at numerous facilities on campus.

The athletic trainers begin treatments and rehabilitation starting as early as 6 a.m., and are available until the last student-

athlete is through.

There are currently four athletic training facilities on campus. The staff treats out of the Rosengarten Athletic Complex, where the primary training room is located. There are two other satellite athletic training rooms, including one at Houck Field House and one at the Show Me Center.

The Southeast athletic training rooms are equipped with stationary bikes, hand weights, therapeutic modalities and the latest physical therapy equipment. Each component is strategically designed to not only give the student-athlete the best care, but also to aid in returning to competition as quickly as possible.

Southeast Athletic Training has strong working relationships with local physicians and two hospitals in Cape Girardeau. It is from these hospitals that the Athletic Training department is assisted by four orthopedic physicians.

The Southeast Athletic Training program prides and commits itself to providing the best comprehensive, personalized and efficient healthcare to its student-

athletes. Delivery of healthcare focuses on the prevention and management of athletic-related injuries or illnesses, while adhering to the National Athletic Trainers' Board of Certification Standards of Professional Practice. Our high quality of athletic healthcare is provided in combination with the education of athletic training students.





# Southeast Missouri State **REDHAWKS**

**SPORTS MEDICINE**

---





**Dr. Carlos Vargas  
became the 18th  
president of Southeast  
Missouri State  
University on July 1, 2015.**

# PRESIDENT VARGAS

**D**r. Carlos Vargas became the 18th president of Southeast Missouri State University on July 1, 2015, after having served as acting president at Kutztown University of Pennsylvania.

The appointment of Dr. Vargas by the Southeast Missouri State University Board of Regents culminated a comprehensive and wide-ranging search process that began in the fall of 2014.

When named as the University's 18th president, Dr. Vargas said, "Southeast Missouri State University is an outstanding university with a national reputation, and I am honored to have been selected as its next president." Vargas said that as he became more familiar with the university,

he was impressed with various aspects of Southeast including its core mission, accreditation efforts, online programs, faculty and staff, and the quality and diversity of its students.

"When I visited the Southeast Missouri State University campus, I was impressed with the institution's long history of service to the region and its unique strengths," Vargas said. "I know Southeast is deeply committed to being accessible and affordable, and continuing to offer accredited academic programs where graduates can meet the needs of employers."

Dr. Vargas was named acting president of Kutztown University by the institution's Council of Trustees, July 1, 2014, following Kutztown University's succession plan for acting president.

He served as the provost and vice president for academic and student affairs, and had been the school's chief academic officer since 2006.

Prior to his tenure at Kutztown, Dr. Vargas was at Central State University in Wilberforce, Ohio, where he served as provost and vice president for academic affairs. He previously served in several roles at Kent State University (Ohio) for a total of 18 years, including founding director of the program on electron beam technology. He was also Kent's associate dean for research, interim assistant dean for research, and he served as interim assistant dean for the School of Technology. He started his tenure at Kent State in 1985 as a professor, and continued to teach until his

departure from the university.

Dr. Vargas began his career in higher-education at the National Autonomous University of Mexico (UNAM), from which he received a Bachelor of Science degree in physics. His initial appointment was as a senior associate researcher for the Institute of Geophysics, and he later held a similar position for the University's Institute of Physics.

He earned his Ph.D. in physics and aerospace science from the University of Michigan and he has Master of Science degrees from Michigan in physics and aerospace science. He is married to Pam Vargas, who currently serves as director of Research and Grant Development at Southeast, and they have a son, a daughter, and one granddaughter.





**Brady Barke was appointed to serve as Southeast's Interim Director of Athletics.**

# BRADY BARKE

**B**rady Barke, senior associate to the president at Southeast Missouri State University, was appointed to serve as Interim Director of Athletics.

The appointment came shortly after Mark Alnutt resigned as Southeast's Director of Athletics effective July 31, 2015.

Barke was selected as the Senior Associate to the President and Secretary to the Southeast Missouri State University Board of Regents, and has worked in that role since June 1, 2013.

Barke was closely involved with the hiring of head men's basketball coach Rick Ray and head football coach Tom Matukewicz. Ray was named Southeast's 20th head men's basketball coach on April 13, 2015 and Matukewicz was introduced as the Redhawks 13th head football coach on Dec. 18, 2013.

No stranger to athletics, Barke

began at Southeast in 2008 as Assistant Director of Athletics for Compliance & Eligibility. He was then promoted to Associate Director of Athletics for Compliance and Student Support Services in 2011.

Barke was responsible for administering the comprehensive National Collegiate Athletics Association (NCAA) compliance program, directing the baseball, track and field, and cross country programs, and directly supervising the athletics academic services, strength and conditioning and athletic training units. Barke managed the \$3 million athletics scholarship budget for the University's 15 NCAA sports. He directed the men's basketball and football programs in 2011-12, including football scheduling responsibilities. Additionally, Barke was in charge of converting all compliance paperwork to

electronic format and assisted with solidifying the College Classic football game at Busch Stadium.

Prior to Southeast, Barke served as a governance intern with the NCAA national headquarters in Indianapolis and as a law clerk with the Southern Illinois University-Carbondale Department of Athletics Compliance Office.

Barke was previously a member of the National Association of Athletics Compliance (NAAC) and NAAC Board of Directors. He has facilitated the NCAA Regional Leadership Academy, and served on both the NCAA Sports Wagering Task Force and Olympic Sports Liaison Committee. In addition, he was chair of the NAAC Education Committee.

Barke has a juris doctorate degree from Southern Illinois University School of Law and a

bachelor of science degree in biology from Webster University. While a student at Webster, Barke was a member of both the basketball and golf teams. He earned all-conference honors and received the Student-Athlete of the Year Award as a senior.

Barke is a member of the Missouri Bar and earned his MBA from Southeast.

He and his wife, Halley, made a gift to establish The Brady and Halley Barke Endowed Scholarship in March 2014. The scholarship is awarded to a student enrolled at Southeast with first preference given to a freshman student-athlete with a minimum ACT score of 24 and 3.0 cumulative high school grade point average and financial need.

Brady and Halley reside in Cape Girardeau with their children, Mabrie, Jackson and Kolbe.





# MISSION STATEMENT

## Southeast Missouri State University Athletics Mission Statement

The mission of Southeast Missouri State University Department of Athletics is to provide a first class, student-athlete centered collegiate experience emphasizing the core values of **academic excellence, social development, and competitive success**. The Department of Athletics strives to compete at the highest possible level in the Ohio Valley Conference and other conference affiliations. The principles of integrity, student welfare, sportsmanship, ethical conduct, rules compliance, equity and diversity, and the prudent management of resources are the foundation on which we operate.





# SEASON PREVIEW

---





# Southeast Missouri State REDHAWKS

**T**eam 40 takes the stage for the Southeast Missouri softball program in 2016.

Southeast begins its second year under head coach Mark Redburn looking to build on a season that saw the Redhawks increase their Ohio Valley Conference win total by a +9 margin and advance to the league's postseason tournament for the first time since 2011.

The Redhawks, picked seventh in this year's OVC Preseason Poll, have an even split of 10 returnees and 10 newcomers on their roster. Southeast brings back its top pitcher and four players who started a minimum of 26 games last season.

Three new junior college transfers and six freshmen are also in the mix, giving Southeast a nice blend of experience and depth that should help the Redhawks improve on their 19-27 overall record and 12-12 OVC mark a year ago.

"We have seven players in new spots. Some of them are returnees, but they are at different positions," said Redburn. "We've added some older players and they are learning the system. All of our returnees from last year have done a phenomenal job and we want to continue moving forward."

A young Southeast team, consisting of 10 underclassmen, began steering the Redhawk softball program in the right direction at the onset of the Redburn era in 2015.

Now, there's a lot more excitement, as this year's club has the pieces in place to make a strong run this upcoming season.

"They are excited and understand what they were able to accomplish last year," said Redburn. "Our players are hungry and want to make things better. We are looking forward to this season."

## Catcher

Riley Hayes (Jefferson City, Mo.) and Chelsea Smith (Webb City, Mo.) return after splitting time at catcher last year.

Hayes and Smith will again share starting duties after making 24 and 22 starts, respectively, in 2015.

As a freshman, Hayes ranked third on the team with six home runs and had 20 RBIs. She gunned down a team-high nine baserunners, as well.

Smith, one of four seniors, threw out five baserunners and ranked fifth on the team with five doubles last season.

Newcomer Abby Tillotson (O'Fallon, Mo.) comes to Southeast from Three Rivers Community College, where she broke the school's single-season home run record with 12 in 2015.

Tillotson notched 53 RBIs and boasted a .669 slugging percentage en route to All-America honors during her only season at Three Rivers.

## Infield

Corner infielders Savannah Carpenter (Newbury Park, Calif.) and Haylee Krack (Moline, Ill.) are back after battling injuries last season.

Carpenter, one of four Redhawks who started every game a year ago, was the team's third-leading hitter with a .322 batting average. She scored 23 runs, had six doubles, three home runs, 20 RBIs and tied for second on the team in hits (47). Carpenter shifts to first base after making 45 starts at third last season. She underwent shoulder surgery following the 2015 campaign and is at full strength entering her senior year.

Meanwhile, Krack missed the entire 2015 campaign with an ACL injury. She was granted a medical hardship and will start at third base.

Krack's last season at

Southeast was in 2014, where she started 32 games at the hot corner. Krack hit just under .300 (.298) with a team-high 10 home runs, 25 runs scored and 19 walks en route to OVC All-Newcomer honors that year.

Newcomers Danielle Turner (Evansville, Ind.), Sarah Messex (Sullivan, Mo.) and Harli Wheeler (Sullivan, Mo.) are the leading candidates for the middle infield spots.

Turner or Messex will likely start at shortstop, while Wheeler is projected to start at second base.

Turner was a two-year starter at Heartland Community College, leading the team with a .429 batting average, 67 hits, 66 runs scored, 17 doubles and three triples last season. She was named to the All-Region 24 and Region 24 All-Tournament teams for her efforts.

Messex is a freshman who claimed All-State accolades as a four-year starter at Sullivan High School. She finished her prep career hitting .438 with 34 doubles, eight triples, 15 home runs, 33 stolen bases and 103 RBIs.

Wheeler, who attended the same high school as Messex, spent the last two years as a starter at Northeastern Oklahoma A&M. She helped lead the Lady Norse to a 50-16 record and national runner-up finish as an All-District honoree.

Leah Duffe (Moscow, Iowa), Darby Pruett (Corning, Ark.) and Mackenzie Long (Lee's Summit, Mo.) will challenge.

Duffe, a senior, made 12 starts at shortstop last season.

Pruett was in the lineup six games as a designated player in 2015 and will push Krack at third base.

Long joins the Redhawks from Lee's Summit West High School, where she was a four-year starter.



INF | Savannah Carpenter



## SEASON OUTLOOK

She is another option at second base.

### Outfield

Southeast lost First-Team All-OVC center fielder Kayla Fortner, who led the team in batting average (.389), runs scored (42), doubles (10), home runs (16), RBI (48), total bases (109), slugging percentage (.832), on-base percentage (.523), walks (37) and games started (46) a year ago.

Fortner broke Southeast's all-time single-season records in home runs and walks, and ranked among OVC leaders in several categories during her only season with the Redhawks.

Fortunately, Fortner remains at Southeast as a volunteer assistant working closely with the outfielders this year.

Junior **Nicole Deering** (Nashville, Ill.), freshman **Brittany Stevens** (St. Louis, Mo.) and sophomore **Claire Wernig** (Imperial, Mo.) are expected to be the opening day starters.

Deering, the most experienced of the group, hit .321 in 40 games and 15 starts. She made 12 of her starts in the outfield and will be in left.

Stevens sets to make her Southeast debut in center field following a successful prep career at Lindbergh High School. A four-year starter, four-time All-Conference selection and two-time All-State pick, Stevens hit .455 with 22 runs scored and 28 RBIs as a senior.

Wernig started 24 games as designated player last season and will be in right field. She had 28 hits, 15 runs, two doubles and seven RBIs as a freshman in 2015.

Turner could potentially move to center as the season progresses and Messex also has the ability to play outfield if the need arises.

Freshman **Amanda Webb** (Cape Girardeau, Mo.) rounds out the outfield personnel.

### Pitching

The Redhawks only returning All-OVC performer is in the circle, an area where Southeast has plenty of depth this season.

**Madeline Krumrey** (Wildwood, Mo.) again figures to be the ace of the staff following a big rookie campaign that resulted in her making the league's All-Newcomer Team.

Krumrey put together a 13-12 record and led the team in ERA, wins appearances (32), games started (26), complete games (13), shutouts (2), saves (2), innings pitched (176.2) and strikeouts (94).

She was particularly strong down the stretch, going 5-3 with a pair of complete game victories, two saves and 38 strikeouts in her final 10 appearances of the season.

Junior **Aubrey Denno** (North Newton, Kan.) also returns.

Denno started six of her 19 appearances last season, striking out 10 in 42.1 innings. She pitched eight games without allowing a walk, as well.

Junior **Mackenzie Hoelting** (Winfield, Mo.) and freshmen **Haley Thogmartin** (St. Louis, Mo.) and **Kelsey Ihns** (Woodbury, Minn.) are the newest pitchers.

Hoelting, a left-hander, transfers to Southeast from Jefferson College, where she pitched the last two seasons.

A First-Team All-American and All-Region honoree, Hoelting compiled a 24-5 record and boasted a 2.18 ERA in 30 appearances and 29 starts in 2015. She pitched 25 complete games and posted 126 strikeouts in 180 innings.

Thogmartin was a three-year starter at Kirkwood High School. She finished her prep career with 416 strikeouts. As a senior, Thogmartin accumulated 199 strikeouts and averaged over 11 per game en route to First-Team

All-Conference and All-District accolades.

Ihns, another left-hander, started three years at East Ridge High School. She struck out 31 in eight appearances as a senior.

### 2016 Schedule

Southeast has 56 games scheduled for its upcoming 2016 campaign.

The Redhawks open their season with 14 contests outside of Cape Girardeau.

Southeast travels to the Sand Dollar Classic (Feb. 12-14) in Gulf Shores, Alabama for five games to start the year. The Redhawks square off against three NCAA Tournament teams from last season, including Louisiana Lafayette, Central Arkansas and South Alabama at that event.

Southeast heads to Bowling Green, Kentucky the next week to compete in the Western Kentucky Tournament. There, the Redhawks go head-to-head with two more 2015 NCAA Tournament teams in Ball State and host Western Kentucky.

After joining Missouri State, Northern Illinois, UMKC and Saint Louis at the All-Missouri Cancer Classic (Mar. 5-6) in St. Louis, the Redhawks return to Cape Girardeau for their own Southeast

Games on Mar. 12-13. Southeast hosts Bradley and Eastern Illinois during its home-opening weekend.

The rest of the Redhawks non-conference slate consists of road games at Jackson State (DH, Mar. 15), Southeastern Louisiana (DH, Mar. 16), regional rival Southern Illinois (Mar. 22) and Saint Louis (Apr. 13). Also, Southeast plays host to two Southeastern Conference foes when Arkansas (DH, Apr. 6) and Missouri (DH, Apr. 27) visit the Southeast Softball Complex. In-state rival Mizzou advanced to the 2015 NCAA Tournament.

Southeast begins its 27-game OVC schedule at home with a three-game series against Murray State (Mar. 19-20). Belmont (Mar. 25), Tennessee State (Mar. 26), Jacksonville State (Apr. 9), Tennessee Tech (Apr. 10) and Austin Peay (Apr. 30-May 1) are the Redhawks other home OVC opponents. TTU represented the league at last year's NCAA Tournament, while SIUE was the OVC regular-season champion.

The Redhawks have OVC road matchups with SIUE (Apr. 2-3), UT Martin (Apr. 16-17), Eastern Kentucky (Apr. 23), Morehead State (Apr. 24) and Eastern Illinois (May 7-8).



P | Madeline Krumrey



# Southeast Missouri State REDHAWKS

## Numerical Roster

No.	Name	Pos.	Ht.	B-T	Class	Hometown	High School/Previous College
1	Claire Wernig	OF	5-4	L-L	So.	Imperial, Mo.	Lutheran South H.S.
2	Danielle Turner	INF/OF	5-7	R-R	Jr.	Evansville, Ind.	Central H.S./Heartland CC
3	Sarah Messex	INF/OF	5-4	R-R	Fr.	Sullivan, Mo.	Sullivan H.S.
5	Amanda Webb	OF	5-7	R-R	Fr.	Cape Girardeau, Mo.	Central H.S.
6	Riley Hayes	C	5-8	R-R	So.	Jefferson City, Mo.	Jefferson City H.S.
7	Harli Wheeler	INF	5-4	L-R	Jr.	Sullivan, Mo.	Sullivan H.S./Northeastern Oklahoma A&M
8	Haylee Krack	INF	5-8	R-R	R-Sr.	Moline, Ill.	United Township H.S./Kirkwood CC
9	Mackenzie Hoelting	P	5-5	L-L	Jr.	Winfield, Mo.	Winfield H.S./Jefferson College
10	Darby Pruett	INF	5-6	R-R	So.	Corning, Ark.	Naylor R-2 H.S.
11	Nicole Deering	OF	5-1	L-R	Jr.	Nashville, Ill.	Nashville H.S.
14	Aubrey Denno	P	5-8	R-R	Jr.	North Newton, Kan.	Hesston H.S.
15	Haley Thogmartin	P	5-8	R-R	Fr.	St. Louis, Mo.	Kirkwood H.S.
16	Leah Duffe	INF	5-7	R-R	Sr.	Moscow, Iowa	Wilton H.S./Kirkwood CC
18	Mackenzie Long	INF	5-2	L-R	Fr.	Lee's Summit, Mo.	Lee's Summit West H.S.
19	Madeline Krumrey	P	5-8	R-R	So.	Wildwood, Mo.	Eureka H.S.
20	Brittany Stevens	OF	5-7	R-R	Fr.	St. Louis, Mo.	Lindbergh H.S.
21	Abby Tillotson	C	5-7	R-R	So.	O'Fallon, Mo.	Fort Zumwalt North H.S./Three Rivers CC
23	Chelsea Smith	C	5-5	R-R	Sr.	Webb City, Mo.	Webb City H.S.
24	Savannah Carpenter	INF	5-4	R-R	Sr.	Newbury Park, Calif.	Oaks Christian H.S.
26	Kelsey Ihns	P	5-6	L-L	Fr.	Woodbury, Minn.	East Ridge H.S.

## Alphabetical Roster

No.	Name	Pos.	Ht.	B-T	Class	Hometown	High School/Previous College
24	Savannah Carpenter	INF	5-4	R-R	Sr.	Newbury Park, Calif.	Oaks Christian H.S.
11	Nicole Deering	OF	5-1	L-R	Jr.	Nashville, Ill.	Nashville H.S.
14	Aubrey Denno	P	5-8	R-R	Jr.	North Newton, Kan.	Hesston H.S.
16	Leah Duffe	INF	5-7	R-R	Sr.	Moscow, Iowa	Wilton H.S./Kirkwood CC
6	Riley Hayes	C	5-8	R-R	So.	Jefferson City, Mo.	Jefferson City H.S.
9	Mackenzie Hoelting	P	5-5	L-L	Jr.	Winfield, Mo.	Winfield H.S./Jefferson College
26	Kelsey Ihns	P	5-6	L-L	Fr.	Woodbury, Minn.	East Ridge H.S.
8	Haylee Krack	INF	5-8	R-R	R-Sr.	Moline, Ill.	United Township H.S./Kirkwood CC
19	Madeline Krumrey	P	5-8	R-R	So.	Wildwood, Mo.	Eureka H.S.
18	Mackenzie Long	INF	5-2	L-R	Fr.	Lee's Summit, Mo.	Lee's Summit West H.S.
3	Sarah Messex	INF/OF	5-4	R-R	Fr.	Sullivan, Mo.	Sullivan H.S.
10	Darby Pruett	INF	5-6	R-R	So.	Corning, Ark.	Naylor R-2 H.S.
23	Chelsea Smith	C	5-5	R-R	Sr.	Webb City, Mo.	Webb City H.S.
20	Brittany Stevens	OF	5-7	R-R	Fr.	St. Louis, Mo.	Lindbergh H.S.
15	Haley Thogmartin	P	5-8	R-R	Fr.	St. Louis, Mo.	Kirkwood H.S.
21	Abby Tillotson	C	5-7	R-R	So.	O'Fallon, Mo.	Fort Zumwalt North H.S./Three Rivers CC
2	Danielle Turner	INF/OF	5-7	R-R	Jr.	Evansville, Ind.	Central H.S./Heartland CC
5	Amanda Webb	OF	5-7	R-R	Fr.	Cape Girardeau, Mo.	Central H.S.
1	Claire Wernig	OF	5-4	L-L	So.	Imperial, Mo.	Lutheran South H.S.
7	Harli Wheeler	INF	5-4	L-R	Jr.	Sullivan, Mo.	Sullivan H.S./Northeastern Oklahoma A&M

**Head Coach:** Mark Redburn (Second Season/Missouri-St. Louis, 1993)

**Assistant Coaches:** Stephanie Winter (Second Season/Michigan, 2008), Kristen Jones (First Season/Augusta State, 2012)

**Volunteer Assistant:** Kayla Fortner (First Season/Southeast Missouri, 2015)



### » Breakdown by Class

Total Squad Members	20
Seniors	4
Juniors	5
Sophomores	5
Freshmen	6

### » Geographical Breakdown

Arkansas	1
California	1
Illinois	2
Indiana	1
Iowa	1
Kansas	1
Minnesota	1
Missouri	12


### » Pronunciation Guide

Hoelting	Hole-ting
Ihns	Inns


## 2016 ROSTER



**1**  
**CLAIRE WERNIG**  
OF / 5-4 / L-L / So.  
Imperial, Mo.




**2**  
**DANIELLE TURNER**  
INF/OF / 5-7 / R-R / Jr.  
Evansville, Ind.




**3**  
**SARAH MESSEX**  
INF/OF / 5-4 / R-R / Fr.  
Sullivan, Mo.




**5**  
**AMANDA WEBB**  
OF / 5-7 / R-R / Fr.  
Cape Girardeau, Mo.




**6**  
**RILEY HAYES**  
C / 5-8 / R-R / So.  
Jefferson City, Mo.



**7**  
**HARLI WHEELER**  
iNF / 5-4 / L-R / Jr.  
Sullivan, Mo.



**8**  
**HAYLEE KRACK**  
INF / 5-8 / R-R / Sr.  
Moline, Ill.




**9**  
**MACKENZIE HOELTING**  
P / 5-5 / L-L / Jr.  
Winfield, Mo.



**10**  
**DARBY PRUETT**  
INF / 5-6 / R-R / So.  
Corning, Ark.



**11**  
**NICOLE DEERING**  
OF / 5-1 / L-R / Jr.  
Nashville, Ill.



**14**  
**AUBREY DENNO**  
P / 5-8 / R-R / Jr.  
North Newton, Kan.



**15**  
**HALEY THOGMARTIN**  
P / 5-8 / R-R / Fr.  
St. Louis, Mo.



**16**  
**LEAH DUFFE**  
INF / 5-7 / R-R / Sr.  
Moscow, Iowa



**18**  
**MACKENZIE LONG**  
INF / 5-2 / L-R / Fr.  
Lee's Summit, Mo.



**19**  
**MADELINE KRUMREY**  
P / 5-8 / R-R / So.  
Wildwood, Mo.



**20**  
**BRITTANY STEVENS**  
OF / 5-7 / R-R / Fr.  
St. Louis, Mo.



**21**  
**ABBY TILLOTSON**  
C / 5-7 / R-R / So.  
O'Fallon, Mo.



**23**  
**CHELSEA SMITH**  
C / 5-5 / R-R / Sr.  
Webb City, Mo.



**24**  
**SAVANNAH CARPENTER**  
INF / 5-4 / R-R / Sr.  
Newbury Park, Calif.



**26**  
**KELSEY IHNS**  
P / 5-6 / L-L / Fr.  
Woodbury, Minn.



**MARK REDBURN**  
Head Coach  
Second Year



**STEPHANIE WINTER**  
Assistant Coach  
Second Year



**KRISTEN JONES**  
Assistant Coach  
First Year



**KAYLA FORTNER**  
Volunteer Assistant  
First Year





# Southeast Missouri State REDHAWKS



## 2016 Southeast Missouri Softball Schedule

### *Sand Dollar Classic (Feb. 12-14)*

February 12	vs. Louisiana Tech	3 p.m.	Gulf Shores, Ala.
February 13	vs. Louisiana Lafayette	Noon	Gulf Shores, Ala.
February 13	vs. Houston Baptist	6 p.m.	Gulf Shores, Ala.
February 14	vs. Central Arkansas	9 a.m.	Gulf Shores, Ala.
February 14	vs. South Alabama	Noon	Gulf Shores, Ala.

### *Western Kentucky Tournament (Feb. 26-28)*

February 26	vs. Western Carolina	11:45 a.m.	Bowling Green, Ky.
February 26	vs. Ball State	4:15 p.m.	Bowling Green, Ky.
February 27	vs. Valparaiso	4:15 p.m.	Bowling Green, Ky.
February 28	at Western Kentucky	11:45 a.m.	Bowling Green, Ky.

### *All-Missouri Cancer Classic (Mar. 5-6)*

March 5	vs. Missouri State	11 a.m.	St. Louis, Mo.
March 5	vs. Northern Illinois	3 p.m.	St. Louis, Mo.
March 6	vs. UMKC	11 a.m.	St. Louis, Mo.
March 6	at Saint Louis	3 p.m.	St. Louis, Mo.

### *Southeast Games (Mar. 12-13)*

<b>March 12</b>	<b>Bradley</b>	<b>1 p.m.</b>	<b>Cape Girardeau, Mo.</b>
<b>March 12</b>	<b>Eastern Illinois</b>	<b>3 p.m.</b>	<b>Cape Girardeau, Mo.</b>
<b>March 13</b>	<b>Bradley</b>	<b>2 p.m.</b>	<b>Cape Girardeau, Mo.</b>
March 15	at Jackson State (DH)	Noon	Jackson, Miss.
March 16	at Southeastern La. (DH)	3 p.m.	Hammond, La.
<b>March 19</b>	<b>Murray State* (DH)</b>	<b>1 p.m.</b>	<b>Cape Girardeau, Mo.</b>
<b>March 20</b>	<b>Murray State*</b>	<b>1 p.m.</b>	<b>Cape Girardeau, Mo.</b>
March 22	at Southern Illinois	4 p.m.	Carbondale, Ill.
<b>March 25</b>	<b>Belmont* (DH)</b>	<b>1 p.m.</b>	<b>Cape Girardeau, Mo.</b>
<b>March 26</b>	<b>Tennessee State* (DH)</b>	<b>1 p.m.</b>	<b>Cape Girardeau, Mo.</b>
April 2	at SIU Edwardsville* (DH)	1 p.m.	Edwardsville, Ill.
April 3	at SIU Edwardsville*	1 p.m.	Edwardsville, Ill.
<b>April 6</b>	<b>Arkansas (DH)</b>	<b>2:30 p.m.</b>	<b>Cape Girardeau, Mo.</b>

<b>April 9</b>	<b>Jacksonville State* (DH)</b>	<b>1 p.m.</b>	<b>Cape Girardeau, Mo.</b>
<b>April 10</b>	<b>Tennessee Tech* (DH)</b>	<b>1 p.m.</b>	<b>Cape Girardeau, Mo.</b>
April 13	at Saint Louis (DH)	4 p.m.	St. Louis, Mo.
April 16	at UT Martin* (DH)	1 p.m.	Martin, Tenn.
April 17	at UT Martin*	1 p.m.	Martin, Tenn.
April 23	at Eastern Kentucky* (DH)	Noon	Richmond, Ky.
April 24	at Morehead State* (DH)	11 a.m.	Morehead, Ky.
<b>April 27</b>	<b>Missouri (DH)</b>	<b>3 p.m.</b>	<b>Cape Girardeau, Mo.</b>
<b>April 31</b>	<b>Austin Peay* (DH)</b>	<b>1 p.m.</b>	<b>Cape Girardeau, Mo.</b>
<b>May 1</b>	<b>Austin Peay*</b>	<b>1 p.m.</b>	<b>Cape Girardeau, Mo.</b>
May 7	at Eastern Illinois* (DH)	1 p.m.	Charleston, Ill.
May 8	at Eastern Illinois*	Noon	Charleston, Ill.
<i>OVC Tournament (May 11-14)</i>			
May 11	OVC Tournament	TBA	TBA
May 12	OVC Tournament	TBA	TBA
May 13	OVC Tournament	TBA	TBA
May 14	OVC Tournament	TBA	TBA

All Times Central and Subject to Change

Home Games in **Bold**

\* - Denotes Ohio Valley Conference Game





# **COACHING** STAFF

---





# Southeast Missouri State **REDHAWKS**



**Mark Redburn led the Redhawks to the OVC Tournament during his first year as Southeast's head coach in 2015.**

Mark Redburn has the Southeast Missouri softball program moving in the right direction entering his second year at the helm.

Redburn, who coaches the 40th team in Southeast softball history, guided the Redhawks to an overall record of 19-27 and 12-12 in Ohio Valley Conference play last season. His 19 victories came after Southeast won no more than 15 games in each of the previous two seasons. Redburn's first club at Southeast also had 12 OVC wins, a +9 increase from the 2014 campaign. In addition, the Redhawks made the OVC Tournament, snapping a streak

## **MARK REDBURN**

**Head Coach • Second Year • Missouri-St. Louis, 1993**

of three years where they missed the event.

Not only did Redburn earn his 100th career NCAA Division I win in his inaugural season with the Redhawks, but he coached three All-OVC selections and one National Fastpitch Coaches Association All-Region honoree.

Statistically, Southeast finished among the top-five OVC teams in batting average (3rd), slugging percentage (5th), on-base percentage (5th) and hits (5th). The 2015 Redhawks also broke two single-season records with Kayla Fortner establishing new marks in home runs and walks. Southeast tied the OVC single-game mark and set a single-game school record with six home runs, as well.

Academically, the Redhawks accumulated a 3.35 grade point average during the 2014-15 academic year as a total of nine players earned NFCA All-America Scholar-Athlete status for achieving a 3.5 or higher GPA.

The fourth head coach in Redhawk softball history, Redburn won 90 games in five years as head coach at the University of Evansville before accepting the job at Southeast on June 26, 2014.

In 2014, Redburn coached a UE team with five starters that were underclassmen, including four freshmen and one sophomore. The Purple Aces achieved their highest batting average since

2007. Additionally, UE had a freshman lead the team in stolen bases and home runs.

Despite a season that allowed 53 games, the 2013 team had its best season in Redburn's five years at UE. Entering the Missouri Valley Conference Tournament as the No. 7 seed, the Purple Aces beat the No. 6, No. 3 and No. 2 seeds to make their first MVC Championship appearance since 2003. UE finished second with three players garnering All-Tournament team honors.

The 2013 campaign resulted in the most overall wins in a season since 2008 and the best regular-season and conference

tournament finish since Redburn's arrival. UE continued its aggressive baserunning with 89 stolen bases, ranking second in the MVC. The pitching staff also rated fourth in the conference.

Redburn's 2012 club saw improvement as well, winning more games than it had the previous season. The Purple Aces stole 79 bases and had two all-conference and one National Fastpitch Coaches Association All-Region selection that year.

In 2011, Redburn exposed a young and inexperienced team to some of the top programs in the nation as UE played one of its most difficult schedules. Tennessee, Georgia Tech, Missouri, Ohio State, Texas Tech, South Alabama and Chattanooga were among the stiff competition.





## HEAD COACH MARK REDBURN

Redburn quickly started to transform the UE program during his first year in 2010. The Purple Aces secured a berth in the MVC Tournament after winning 10 conference games. UE led the MVC with 31 doubles and hit 36 home runs, while producing two all-conference picks.

Academically, Redburn's teams consistently enjoyed success. In fact, each of his last four UE teams accumulated a 3.1 or higher grade point average. He had several student-athletes obtain over a 3.5 GPA and earn academic recognition along the way.

Prior to UE, Redburn spent three years as an assistant coach at the University of Missouri working primarily with the pitchers and catchers, and serving as recruiting coordinator.

He was part of a coaching staff that compiled an overall record of 137-53. The Tigers registered a school record for victories (50), won the Big 12 Conference Tournament, won their Regional and defeated host UCLA in the Super Regional to advance to the College World Series in 2009. Overall, Redburn coached four all-conference pitchers, including USA National Team

Pitcher Chelsea Thomas at Missouri.

Redburn began his collegiate coaching career as head coach at St. Charles (Mo.) Community College from 2001-04. He led the 2003 team to its first Region 16 championship and a seventh-place finish at the National Junior College Athletic Association Division I National Tournament. His 2004 squad set a school record with 33 victories.

Following his stay at St. Charles CC, Redburn spent two seasons as head coach of the new softball program at Jefferson College. In the program's first year of competition, 2006, he led Jefferson to a 49-16 record, Region 16 championship and ninth-place finish at the NJCAA Division I National Tournament. Redburn was honored as the Midwest Community College Athletic Conference Coach of the Year following that season.

A native of St. Charles, Missouri, Redburn graduated from the University of Missouri-St. Louis in 1993 and received his master's degree in Athletics/Activities Administration from William Woods University.

He and his wife, Tracy, have two sons, Joe and Jack.



### The Mark Redburn File

#### Hometown

St. Charles, Mo.

#### Family

Spouse: Tracy

Sons: Joe, Jack

#### Education

- Missouri-St. Louis, Bachelor of Science in Special Education
- William Woods, Master of Education in Athletics/Activities Administration

### Redburn's Year-by-Year Records

Year	School	Assignment	Record	Conf. Finish	Postseason
2002	St. Charles CC	Head Coach	8-18	-	-
2003	St. Charles CC	Head Coach	9-8	-	-
2004	St. Charles CC	Head Coach	10-10		
2005	Jefferson College	Head Coach	-	Program Preparation Year	-
2006	Jefferson College	Head Coach	49-16	1st Region 16	-
2007	Missouri	Assistant Coach	40-23, 13-4	3rd Big 12	-
2008	Missouri	Assistant Coach	47-17, 11-6	3rd Big 12	
2009	Missouri	Assistant Coach	50-12, 12-6	2nd Big 12	1st Big 12 Tourn., NCAA Midwest Regional Champions, NCAA Super Regional Champions, Eighth in College World Series
2010	Evansville	Head Coach	18-34, 10-16	t7th MVC	-
2011	Evansville	Head Coach	12-42, 6-21	9th MVC	-
2012	Evansville	Head Coach	18-37, 8-19	8th MVC	-
2013	Evansville	Head Coach	23-30, 11-12	7th MVC	2nd MVC Tourn.
2014	Evansville	Head Coach	19-32, 7-19	10th MVC	-
2015	Southeast Missouri	Head Coach	19-27, 12-12	7th OVC	8th OVC Tourn.

#### Overall Record as a Head Coach: 185-254 (11 years)

Record at Southeast Missouri, 19-27, 12-12 Ohio Valley Conference (1 year)

Record at Evansville, 90-175, 42-87 Missouri Valley Conference (5 years)

Record at Jefferson College, 49-16 (2 years)

Record at St. Charles CC: 27-36 (3 years)

Record as a college assistant: 137-52 (3 years)

#### Redburn by the Numbers

- 19+ Academic All-Americans
- 11 NJCAA All-Region 16 Players
- 11 OVC Commissioner's Honor Roll Selections
- 9 NFCA All-America Scholar-Athletes
- 6 All-MVC Players
- 6 MVC Scholar-Athletes
- 4 All-Americans
- 4 MCCAC All-Conference Players
- 3 All-OVC Selections
- 3 MVC Players of the Week
- 2 OVC Players of the Week
- 1 NFCA All-Region Selection
- 1 OVC Medal of Honor Recipient

#### Coaching Honors

- 2009 Midwest Coaching Staff of the Year
- 2006 Region 16 and MCCAC Coach of the Year
- 2003 Region 16 Coach of the Year



# Southeast Missouri State REDHAWKS



## STEPHANIE WINTER

Assistant Coach / Recruiting Coordinator  
Second Year  
Michigan, 2008

Stephanie Winter is in her second year as an assistant coach with the Southeast Missouri softball program. Winter is in charge of the outfielders and serves as the Redhawks recruiting coordinator.

Winter, who hails from the St. Louis area, was an assistant coach the last two years at Saint Louis University. SLU achieved the best Atlantic-10 record in its 10 years in the conference, finished second in the A-10 in 2014, had six A-10 Tournament selections, four A-10 All-Academic honorees, four A-10 Rookie team picks and two First-Team A-10 performers with Winter on staff.

Prior to SLU, Winter worked two years as an assistant at Upper Iowa, where she served as the Peacocks' camp director, managed academics and planned the team's community service events in addition to her on-field responsibilities.

Winter began her full-time coaching career as an assistant at Northern Iowa, where she was a member of the 2009 Missouri Valley Conference softball Coaching

Staff of the Year. She helped guide the Panthers to a pair of MVC Tournament appearances and oversaw the program's camps. UNI set a school record in MVC wins, had 10 All-MVC selections, four MVC All-Academic honorees and two State Farm Good Neighbor award-winners during the time Winter was there.

Winter played four seasons at the University of Michigan, where she was a member of the Wolverine teams that won the 2005 national championship, reached the 2004 Women's College World Series, competed in four NCAA regionals and three super regionals, and won four Big Ten Conference titles. She garnered Academic All-Big Ten accolades three times and was a four-time recipient of Michigan's academic achievement award.

A 2008 Michigan graduate with a bachelor's degree in kinesiology, Winter was a student assistant coach at her alma mater during the 2008 campaign. She recently received her master's degree in human performance from



## KRISTEN JONES

Assistant Coach  
First Year  
Augusta State, 2012

Kristen Jones joined the Southeast Missouri softball staff as an assistant coach on Oct. 20, 2015.

Jones previously worked as the Coordinator of New Media and Championships for the Peach Belt Conference in Augusta, Georgia. Jones was in charge of designing championship logos and championship printed materials, website maintenance and multimedia content. She also wrote and published press releases, while managing the conference's day-to-day social media accounts.

Jones first joined the Peach Belt Conference as a New Media & Programming Intern, a position she held until from January 2012-June 2014. She then moved to full-time

status in July 2014.

She received her bachelor's degree in kinesiology at Augusta State University in 2012 and earned her master's degree at Georgia Regents University in 2014.

Jones was a graduate assistant softball coach at Georgia Regents, where she primarily worked with the hitters. She helped with scouting, recruiting and other duties as assigned.

She enjoyed a successful playing career at Augusta State, garnering National Fastpitch Coaches Association Second-Team All-America and NFCA & Daktronics First-Team All-South Region honors in 2011. In addition, Jones was a two-time First-Team All-Peach Belt Conference selection (2010, 2011).



## KAYLA FORTNER

Volunteer Assistant  
First Year

After playing her final college season at Southeast Missouri, Kayla Fortner remains in Cape Girardeau for her first year as a volunteer assistant.

Fortner was a First-Team All-Ohio Valley Conference and Second-Team National Fastpitch Coaches Association All-Region pick as a starting outfielder for the Redhawks in 2015.

She led the team in batting average (.389), runs scored (42), doubles (10), home runs (16), RBI (48), total bases (109), slugging percentage (.832), on-base percentage (.523), walks (37) and games started (46) last

year. Fortner topped the OVC in slugging percentage and on-base percentage, and was second in batting average, home runs and walks. Nationally, she ranked among the top 30 in walks (25th) and home runs per game (29th).

Fortner, who hails from Cedar Hill, Mo., broke Southeast's all-time single-season records in home runs and walks, and fell one RBI shy of breaking a third single-season mark. She led the team with 12 multiple-RBI games and finished the year with a season-long streak of 16-consecutive games where she reached base.





# PLAYER PROFILES


---







# Southeast Missouri State REDHAWKS



## SAVANNAH CARPENTER

Infield  
5-4 | R-R | Senior  
Newbury Park, Calif.  
Oaks Christian H.S.

# 24

**2015:** One of four Redhawks who started all 46 games...Started all but one game at third base...Third on the team with a .322 batting average...Tied for second on the team with 47 hits...Scored 23 runs, had six doubles, three home runs and 20 RBIs...Registered a .425 slugging percentage and drew 12 walks, second-most on the team... Hit .308 with 12 runs scored, four doubles, three home runs and 11 RBIs in 24 Ohio Valley Conference starts...Tied for first on the team with 15 multiple-hit games and drove in two or more runs on four occasions...Had three hits in three of her starts...Put together a six-game hitting streak from Feb. 14-28... Finished with a season-high three hits vs. SIUE (3/29), Eastern Illinois (4/26) and at Austin Peay (5/3)... Went 2-for-3 with two home runs, three runs and two RBIs vs. Eastern Illinois (4/26)...Southeast Scholar-Athlete.

**2014:** First-Team All-OVC selection... NFCA Second-Team All-Region performer...Started 42 of her 43 games played...Broke Southeast's single-season record with a .424

batting average...Led the OVC in that category and ranked second in the league in both slugging (.656) and on-base (.483) percentage... Led the Redhawks in eight offensive categories, including hits (53), doubles (9), triples (1), RBI (29) and total bases (82)... Finished second on the team with six home runs... Led the team in multi-hit games (17) and multi-RBI contests (9)... Committed only three errors on 187 chances...Had three hits, including a home run, and four RBI vs. Saint Louis (3/1)...Knocked in runners in three-consecutive games on three occasions during the season... One of six players in the OVC to hit over .400 on the year...Ranked fourth in the league, hitting .424 in conference games alone.

**2013:** OVC Commissioner's Honor Roll selection...Southeast Scholar-Athlete...Missed most of the season due to injury...Participated in 25 games, starting 18 at third base... Hit .288 with three runs scored, 17 hits, three doubles, a home run and seven RBI...Established season-highs in hits and RBI when she went 3-for-3 with a run scored, her first

career home run and three runs batted in vs. Bowling Green (3/9)... Hit safely in six of her first eight games of the season...Registered four multiple-hit games and two multi-RBI performances...Made first career start at third base at Jackson State (2/7)...Was limited to six games in OVC play.

**Prep:** Hit over .400 in each of her four prep seasons at Oaks Christian High School...Three-year starter, who played both third base and catcher...Hit a career-best .467

with four home runs and 29 RBI as a senior...Boasted a .426 batting average with six homers and 38 RBI her junior year...Three-time First-Team All-County pick...Also played basketball and soccer.

**Personal:** Born January 7, 1994... Majoring in Sports Medicine... Daughter of Scott and Teresa Carpenter...Her brother, Rudy, plays football at Arizona State University.



### Career-Highs

At-Bats .....	5	2x, last vs. Eastern Illinois (5/7/15)
Runs .....	3	vs. Eastern Illinois (4/25/15)
Hits .....	3	8x, last at Austin Peay (5/3/15)
Doubles .....	2	vs. Houston Baptist (2/15/14)
Triples .....	1	vs. Loyola (2/22/14)
Home Runs .....	2	vs. Eastern Illinois (4/25/15)
RBI .....	4	vs. Saint Louis (3/1/14)
Stolen Bases .....	1	vs. Loyola (2/22/14)

### Savannah Carpenter's Career Statistics at Southeast Missouri

Year	Avg.	GP-GS	AB	R	H	2B	3B	HR	RBI	TB	SLG%	BB	HBP	SO	GDP	OB%	SF	SH	SB-ATT	PO	A	E	FLD%
2013	.288	25-18	59	3	17	3	0	1	7	23	.390	8	0	13	1	.373	0	1	0-0	10	37	4	.922
2014	.424	43-42	125	17	53	9	1	6	29	82	.656	16	0	17	1	.483	2	2	1-1	161	23	3	.984
2015	.322	46-46	146	23	47	6	0	3	20	62	.425	12	2	11	1	.377	2	0	0-3	36	95	12	.916
Totals	.355	114-106	330	43	117	18	1	10	56	167	.506	36	2	41	3	.417	4	3	1-4	207	155	19	.950

### Savannah Carpenter's Career Statistics in Ohio Valley Conference Games

Year	Avg.	GP-GS	AB	R	H	2B	3B	HR	RBI	TB	SLG%	BB	HBP	SO	GDP	OB%	SF	SH	SB-ATT	PO	A	E	FLD%
2013	.000	6-0	5	0	0	0	0	0	0	0	.000	1	0	2	0	.167	0	0	0-0	0	0	0	.000
2014	.424	21-20	59	6	25	5	0	2	9	36	.610	6	0	9	0	.470	1	0	0-0	116	7	2	.984
2015	.308	24-24	78	12	24	4	0	3	11	37	.474	7	1	5	0	.364	2	0	0-2	16	52	9	.883
Totals	.345	51-44	142	18	49	9	0	5	20	73	.514	14	1	16	0	.400	3	0	0-2	132	59	11	.946



**24 SAVANNAH CARPENTER**



# Southeast Missouri State REDHAWKS



## NICOLE DEERING

Outfield  
5-1 | L-R | Junior  
Nashville, Ill.  
Nashville H.S.

# 11

**2015:** Saw action in 40 games and made 15 starts...Started eight games in right field and four in left...Hit .321 with 14 runs scored, 17 hits, a double and two RBIs...Had four stolen bases...Ended the season on a five-game hitting streak with multiple-hits in three of those contests...Finished the year with two or more hits in six contests...Participated in 22 Ohio Valley Conference games, hitting .308 against league foes...OVC Medal of Honor recipient and Commissioner's Honor Roll selection...Southeast Scholar-Athlete...Was also an NFCA All-America Scholar-Athlete.

**2014:** Played in 43 games and made 30 starts as a true freshman...Hit .224 with four RBI and 12 runs scored... Led the team in stolen bases, going a perfect 8-of-8...Finished the year with five multi-hit games...Received the Ohio Valley Conference Medal of Honor for a perfect 4.0 GPA...Southeast Scholar-Athlete and OVC Commissioner's Honor Roll selection...Pounded out a

season-high three hits vs. Belmont (4/5).

**Prep:** Four-year starter at Nashville High School, where she garnered First-Team All-Conference, All-Metro and All-South honors... Second-Team All-State honoree... Finished with a career batting average of .404, including a .463 mark as a senior...Her 34 walks in 2013 ranked 19th best in state history...Also scored 180 runs, the 17th-highest career total in the state...Hit .450 with a team-high 63 hits and 25 stolen bases as a junior... Helped the Hornets win the Class 2A state championship that year.

**Personal:** Born September 15, 1994...Majoring in Criminal Justice... Daughter of Randy and Keiko Deering.



### Career-Highs

At-Bats .....	4	4x, last vs. Eastern Illinois (5/7/15)
Runs .....	2	2x, last at Austin Peay (5/3/15)
Hits .....	3	vs. Belmont (4/5/14)
Doubles .....	1	2x, last vs. Alabama State (2/14/15)
Triples .....	-	-
Home Runs .....	-	-
RBI .....	1	6x, last vs. Indiana State (3/18/15)
Stolen Bases .....	1	12x, last at Austin Peay (5/3/15)

### Nicole Deering's Career Statistics at Southeast Missouri

Year	Avg.	GP-GS	AB	R	H	2B	3B	HR	RBI	TB	SLG%	BB	HBP	SO	GDP	OB%	SF	SH	SB-ATT	PO	A	E	FLD%
2014	.224	43-30	76	12	17	1	0	0	4	18	.237	5	0	18	0	.272	0	6	8-8	23	0	1	.958
2015	.321	40-15	53	14	17	1	0	0	2	18	.340	7	0	5	0	.400	0	2	4-4	22	3	1	.962
Totals	.264	83-45	129	26	34	2	0	0	6	36	.279	12	0	23	0	.326	0	8	12-12	45	3	2	.960

### Nicole Deering's Career Statistics in Ohio Valley Conference Games

Year	Avg.	GP-GS	AB	R	H	2B	3B	HR	RBI	TB	SLG%	BB	HBP	SO	GDP	OB%	SF	SH	SB-ATT	PO	A	E	FLD%
2014	.289	21-15	38	6	11	1	0	0	3	12	.316	2	0	10	0	.325	0	1	4-4	14	0	1	.933
2015	.308	22-6	26	9	8	0	0	0	0	8	.308	3	0	3	0	.379	0	1	3-3	13	0	0	1.000
Totals	.297	43-21	64	15	19	1	0	0	3	20	.313	5	0	13	0	.348	0	2	7-7	27	0	1	.964





**11 NICOLE DEERING**



# Southeast Missouri State REDHAWKS



## AUBREY DENNO

Pitcher  
5-8 | R-R | Junior  
North Newton, Kan.  
Hesston H.S.

# 14

**2015:** Pitched 19 games and made six starts...Recorded 10 strikeouts in 42.1 innings...Only win of the season came when she struck out two in five innings vs. Saint Louis (4/22)...Did not allow a walk in eight appearances...Picked up her first career save at Southeastern Louisiana (2/27)...Southeast Scholar-Athlete and Ohio Valley Conference Commissioner's Honor Roll selection...Was also an NFCA All-America Scholar-Athlete.

**2014:** Appeared in 28 games and made 16 starts...Led the team with five wins as a freshman...Ranked second among all Redhawk pitchers with 48 strikeouts and third in innings pitched (81.2)...Longest outing of the season was 6.2 innings vs. Murray State (5/4)...Recorded a season-high seven strikeouts vs. Missouri-St. Louis (3/15)...Picked up first career win vs. Grambling State (2/15)...Did not allow a walk in her last 11.2 innings of the season...Southeast Scholar-Athlete and

OVC Commissioner's Honor Roll selection.

**Prep:** First-Team All-Conference performer at Hesston High School...Boasted a 2.10 ERA, 148 strikeouts and allowed just 36 walks in 100 innings as a junior...Limited opposing hitters to a .206 batting average and fashioned a 15-5 record that year, as well...Earned All-Central Kansas League honors multiple times during her career.

**Personal:** Born October 3, 1994...Majoring in Psychology...Daughter of Alan and Kerri Denno.



### Career-Highs

Innings.....	6.2	vs. Murray State (5/4/14)
Fewest Hits.....	0	0, 3x, last at Missouri (3/11/15)
Most Hits.....	12	vs. Indiana State (3/18/15)
Fewest Runs.....	0	9x, last vs. Saint Louis (4/22/15)
Most Runs.....	8	vs. Austin Peay (3/29/14)
Fewest Walks.....	0	18x, last vs. Jacksonville State (5/6/15)
Strikeouts.....	7	vs. Missouri-St. Louis (3/15/14)

### Aubrey Denno's Career Statistics at Southeast Missouri

Year	ERA	W-L	APP	GS	CG	SHO	SV	IP	H	R	ER	BB	SO	2B	3B	HR	AB	B/Avg.	WP	HBP	BK	SFA	SHA
2014	5.74	5-8	28	16	3	0	0	81.2	109	73	67	35	48	26	2	11	396	.321	1	11	0	2	8
2015	8.10	1-5	19	6	0	0	1	42.1	80	57	49	21	10	9	0	12	231	.412	4	2	0	1	13
Totals	6.55	6-13	47	22	3	0	1	124.0	189	130	116	56	58	35	2	23	627	.354	5	13	0	3	21

### Aubrey Denno's Career Statistics in Ohio Valley Conference Games

Year	ERA	W-L	APP	GS	CG	SHO	SV	IP	H	R	ER	BB	SO	2B	3B	HR	AB	B/Avg.	WP	HBP	BK	SFA	SHA
2014	5.00	2-3	13	7	1	0	0	35.0	50	25	25	15	23	15	1	5	172	.338	0	7	0	0	2
2015	11.00	0-1	4	2	0	0	0	7.0	13	12	11	4	1	0	0	5	40	.394	0	1	0	0	2
Totals	6.00	2-4	17	9	1	0	0	42.0	63	37	36	19	24	15	1	10	212	.348	0	8	0	0	4




**14 AUBREY DENNO**





# Southeast Missouri State REDHAWKS



## LEAH DUFFE

Infield

5-7 | R-R | Senior

Moscow, Iowa

Wilton H.S. | Kirkwood CC

# 16

**2015:** Started 14 of the 15 games she played...Finished with eight hits, five runs scored, three doubles, a triple and two home runs...Registered a .655 slugging percentage and had five walks...Went 2-for-3 in back-to-back games vs. Grambling State (2/15) and at Southeastern Louisiana (2/27)...Hit her first home run of the season against Grambling State (2/15) at the Mardi Gras Classic...Also homered vs. UT Martin (2/28)...Started three Ohio Valley Conference games...Southeast Scholar-Athlete and OVC Commissioner's Honor Roll selection...Was also an NFCA All-America Scholar-Athlete.

**2014:** Started 36 of the 39 games she played...Hit .262 with three home runs, 14 RBI and 15 runs scored...Finished with a .383 slugging percentage and a 328 on-base percentage...Notched six multiple-hit games, including a team-best four-hit performance vs. Missouri Baptist (4/30)...Tied for third on the team with three multi-RBI games, including back-to-back

three-RBI performances vs. Missouri Baptist (4/30)...Had a four-game hitting streak from Mar. 15-19.

**Kirkwood CC:** Hit .384 with 79 runs scored, 10 home runs, 44 RBI and 10 stolen bases in 59 games as a freshman at Kirkwood Community College in 2013...Kirkwood went 55-3 overall and a perfect 28-0 in the Iowa Community College Athletic Association.

**Prep:** First-Team All-Conference and All-State selection as both a junior and senior at Wilton High School...Won her team's Golden Glove Award in all of her prep seasons and was named Most Valuable Player her senior year.

**Personal:** Born November 14, 1993...Majoring in Nursing...Daughter of Joy Duffe.



### Career-Highs

At-Bats ..... 4  
Runs ..... 3  
Hits ..... 4  
Doubles ..... 2  
Triples ..... 1  
Home Runs ..... 1  
RBI ..... 3  
Stolen Bases ..... 1

9x, last vs. Saint Louis (2/17/15)  
2x, last vs. Missouri Baptist (4/30/14)  
vs. Missouri Baptist (4/30/14)  
vs. Murray State (5/4/14)  
vs. Arkansas (3/1/15)  
5x, last vs. UT Martin (2/28/15)  
2x, last vs. Missouri Baptist (4/30/14)  
vs. Belmont (4/5/14)

### Leah Duffe's Career Statistics at Southeast Missouri

Year	Avg.	GP-GS	AB	R	H	2B	3B	HR	RBI	TB	SLG%	BB	HBP	SO	GDP	OB%	SF	SH	SB-ATT	PO	A	E	FLD%
2014	.262	39-36	107	15	28	4	0	3	14	41	.383	7	4	31	0	.328	1	2	1-1	65	64	13	.908
2015	.276	15-14	29	5	8	3	1	2	6	19	.655	5	2	8	0	.417	0	1	0-0	26	27	7	.883
Totals	.265	54-50	136	20	36	7	1	5	20	60	.441	12	6	39	0	.348	1	3	1-1	91	91	20	.901

### Leah Duffe's Career Statistics in Ohio Valley Conference Games

Year	Avg.	GP-GS	AB	R	H	2B	3B	HR	RBI	TB	SLG%	BB	HBP	SO	GDP	OB%	SF	SH	SB-ATT	PO	A	E	FLD%
2014	.219	23-21	64	7	14	2	0	0	5	16	.250	5	1	20	0	.286	0	1	1-1	44	37	7	.920
2015	.400	3-3	5	1	2	1	0	0	1	3	.600	1	0	3	0	.500	0	0	0-0	2	7	1	.900
Totals	.232	26-24	69	8	16	3	0	0	6	19	.275	6	1	23	0	.303	0	1	1-1	46	44	8	.918



**16 LEAH DUFFE**



# Southeast Missouri State REDHAWKS



## RILEY HAYES

Catcher  
5-8 | R-R | Sophomore  
Jefferson City, Mo.  
Jefferson City H.S.

# 6

**2015:** Participated in 37 games and made 26 starts, including 24 at catcher as a freshman...Ranked third on the team with six home runs... Finished rookie season hitting .268 with 11 runs scored, four doubles, eight walks and 20 RBIs...Registered a .537 slugging percentage and had two stolen bases...Hit a home run in four-straight starts from Apr. 22-25...Hit her first career home run, a three-run blast, to ignite Southeast's 5-4 come-from-behind win over Saint Louis (4/22)...Pieced together a six-game hitting streak from Apr. 22-29...Had a season-high three hits and hit a solo home run against Eastern Illinois (5/7) at the Ohio Valley Conference Tournament...Hit safely in 10 of her final 12 starts of the season...Had multiple-hits four times and drove in two or more runs on six occasions... Started 15 conference games with four of her home runs coming against league foes...Gunned down a team-high nine baserunners... Southeast Scholar-Athlete and OVC Commissioner's Honor Roll selection...Was also an NFCA All-America Scholar-Athlete.

**Prep:** Two-time All-Region and All-District performer at Jefferson City High School...Four-year letterwinner...Helped lead her team to district and regional titles in 2012...Hit .398 as a senior.

**Personal:** Born April 10, 1996... Majoring in Journalism-Multimedia Broadcast...Daughter of Greg and Sherri Hayes... Her sister, Marli, plays softball at Columbia College.



### Career-Highs

At-Bats .....	7	vs. Eastern Illinois (5/7/15)
Runs .....	1	11x, last vs. Eastern Illinois (5/7/15)
Hits .....	3	vs. Eastern Illinois (5/7/15)
Doubles .....	1	4x, last at Austin Peay (5/2/15)
Triples .....	-	-
Home Runs .....	1	6x, last vs. Eastern Illinois (5/7/15)
RBI .....	3	2x, last at Austin Peay (5/3/15)
Stolen Bases .....	1	2x, last vs. Morehead State (4/18/15)

### Riley Hayes' Career Statistics at Southeast Missouri

Year	Avg.	GP-GS	AB	R	H	2B	3B	HR	RBI	TB	SLG%	BB	HBP	SO	GDP	OB%	SF	SH	SB-ATT	PO	A	E	FLD%
2015	.268	37-26	82	11	22	4	0	6	20	44	.537	8	1	11	0	.337	1	3	2-2	76	14	3	.968

### Riley Hayes' Career Statistics in Ohio Valley Conference Games

Year	Avg.	GP-GS	AB	R	H	2B	3B	HR	RBI	TB	SLG%	BB	HBP	SO	GDP	OB%	SF	SH	SB-ATT	PO	A	E	FLD%
2015	.279	20-15	43	7	12	2	0	4	10	26	.605	4	0	3	0	.333	1	3	1-1	39	6	1	.978






6 RILEY HAYES



# Southeast Missouri State REDHAWKS



## HAYLEE KRACK

Infield

5-8 | R-R | Redshirt-Senior

Moline, Ill.

United Township H.S. | Kirkwood CC

8

**2015:** Missed the season due to an ACL injury and was granted a medical hardship.

**2014:** Only Redhawk to start all 45 games...Landed a spot on the Ohio Valley Conference All-Newcomer Team...Hit .298 with a team-high 10 home runs, 25 runs scored and 19 walks...Ranked second on the team and third in the OVC with a .589 slugging percentage...Tied for second on the team with nine multiple-hit games and five multiple-RBI contests... Had two home runs and four RBI in game two of a doubleheader at Saint Louis (4/23)...Drove in a season-best five RBI in the second game of a doubleheader vs. Austin Peay (3/29)...Put together a season-long six-game hitting streak from Apr. 23-30...Her 10 home runs tied for sixth among Southeast's single-season leaders.

**Kirkwood CC:** Hit .404 with 19 home runs, 15 doubles, 59 runs scored and 71 RBI her final season at Kirkwood Community College... Led her team in both doubles and RBI, while ranking second in home

runs and fourth in runs scored...Two-year starter at third base...Began her junior college career hitting .385 with 67 hits, 61 runs scored, seven doubles, two triples, 17 home runs, 55 RBI and 25 walks as a freshman... First-Team All-Region selection and NJCAA All-American.

**Prep:** Four-year starter at Union Township High School, garnering All-Conference honors each of her prep campaigns...Four-time All-Metro pick and three-time winner of her team's Most Valuable Player Award...Earned honorable mention All-State honors as a senior and helped lead her team to back-to-back conference titles (2010, 2011).

**Personal:** Born November 18, 1992...Majoring in General Studies... Daughter of Jeff and Sharon Krack.



### Career-Highs

At-Bats .....	4	8x, last vs. Missouri Baptist (4/30/14)
Runs .....	3	2x, last vs. Missouri Baptist (4/30/14)
Hits .....	3	5x, last vs. Missouri Baptist (4/30/14)
Doubles .....	1	6x, last vs. Missouri Baptist (4/30/14)
Triples .....	-	-
Home Runs .....	2	at Saint Louis (4/23/14)
RBI .....	5	vs. Austin Peay (3/29/14)
Stolen Bases .....	1	2x, last at Eastern Kentucky (3/22/14)

### Haylee Krack's Career Statistics at Southeast Missouri

Year	Avg.	GP-GS	AB	R	H	2B	3B	HR	RBI	TB	SLG%	BB	HBP	SO	GDP	OB%	SF	SH	SB-ATT	PO	A	E	FLD%
2014	.298	45-45	124	25	37	6	0	10	27	73	.589	19	5	30	1	.409	1	1	2-3	87	82	14	.923
2015		Redshirted	-	-	-	-	-	-	-	-	-	-	-	-	-	-	-	-	-	-	-	-	-
Totals	.298	45-45	124	25	37	6	0	10	27	73	.589	19	5	30	1	.409	1	1	2-3	87	82	14	.923

### Haylee Krack's Career Statistics in Ohio Valley Conference Games

Year	Avg.	GP-GS	AB	R	H	2B	3B	HR	RBI	TB	SLG%	BB	HBP	SO	GDP	OB%	SF	SH	SB-ATT	PO	A	E	FLD%
2014	.298	45-45	124	25	37	6	0	10	27	73	.589	19	5	30	1	.409	1	1	2-3	87	82	14	.923
2015		Redshirted	-	-	-	-	-	-	-	-	-	-	-	-	-	-	-	-	-	-	-	-	-
Totals	.298	45-45	124	25	37	6	0	10	27	73	.589	19	5	30	1	.409	1	1	2-3	87	82	14	.923



**8 HAYLEE KRACK**





# Southeast Missouri State REDHAWKS



## MADELINE KRUMREY

Pitcher

5-8 | R-R | Sophomore  
Wildwood, Mo.  
Eureka H.S.

# 19

**2015:** Landed a spot on the Ohio Valley Conference All-Newcomer team...Was Southeast's top pitcher as a freshman...Put together a 13-12 record with a 4.00 ERA and led the team in ERA, wins, appearances (32), games started (26), complete games (13), shutouts (2), saves (2), innings pitched (176.2) and strikeouts (94)...Went 5-3 with a shutout, two complete game victories, a pair of saves and 38 strikeouts in her final 10 appearances of the season...Picked up her first career win when she struck out three in 6.2 innings at Southeastern Louisiana (2/27)...Recorded a season-high nine strikeouts in 10 innings vs. Southern Illinois (4/8), her longest outing of the season...Also pitched 10 innings in the OVC Tournament vs. Eastern Illinois (5/7)...Threw a one-hit complete game shutout vs. Morehead State (4/18) and tossed a complete game shutout with five strikeouts vs. Eastern Illinois (4/25)...Earned her first career save when she threw two scoreless innings, struck out two and retired six-straight hitters to preserve the Redhawks 5-4 win over Saint Louis (4/22)...Fashioned a 9-7 record with one save, nine complete games, two shutouts in 18 OVC appearances...

Also made 15 conference starts and struck out 56 in 100 innings...Struck out two in two scoreless no-hit innings to get her first career OVC win vs. UT Martin (3/17)...Southeast Scholar-Athlete and OVC Commissioner's Honor Roll selection...Was also an NFCA All-America Scholar-Athlete.

**Prep:** Named St. Louis Metro Player of the Year and Suburban West Conference Pitcher of the Year at Eureka High School...Four-year letterwinner...Earned First-Team All-State honors as a junior and senior...Garnered First-Team All-Region, All-District and All-Conference accolades her last three prep seasons...Won the Wendy's High School Heisman award...Set the record for most wins in school history... As a senior, she posted a 21-3 record with a 0.90 ERA...Helped lead the team to a third-place finish at state in 2013...Recorded a 4.16 GPA in the classroom...Member of National Honor Society and Student Council... Also played basketball and lacrosse.

**Personal:** Born June 27, 1996...Majoring in Accounting...Daughter of Steven and Lisa Krumrey.



### Career-Highs

Innings.....	10.0	2x, last vs. Eastern Illinois (5/7/15)
Fewest Hits.....	0	2x, last vs. Saint Louis (4/22/15)
Most Hits.....	13	3x, last vs. SIU Edwardsville (3/29/15)
Fewest Runs.....	0	6x, last at Austin Peay (5/2/15)
Most Runs.....	10	at Austin Peay (5/3/15)
Fewest Walks.....	0	6x, last at Austin Peay (5/2/15)
Strikeouts.....	9	2x, last vs. Eastern Illinois (4/26/15)

### Madeline Krumrey's Career Statistics at Southeast Missouri

Year	ERA	W-L	APP	GS	CG	SHO	SV	IP	H	R	ER	BB	SO	2B	3B	HR	AB	B/Avg.	WP	HBP	BK	SFA	SHA
2015	4.00	13-12	32	26	13	2	2	176.2	218	122	101	58	94	36	7	21	824	.296	3	6	0	9	14

### Madeline Krumrey's Statistics in Ohio Valley Conference Games

Year	ERA	W-L	APP	GS	CG	SHO	SV	IP	H	R	ER	BB	SO	2B	3B	HR	AB	B/Avg.	WP	HBP	BK	SFA	SHA
2015	3.57	9-7	18	15	9	2	1	100.0	120	60	51	25	56	24	2	12	457	.288	1	3	0	4	9



**19 MADELINE KRUMREY**



# Southeast Missouri State REDHAWKS



## DARBY PRUETT

Infield

5-6 | R-R | Sophomore

Corning, Ark.

Naylor R-2 H.S.

# 10

**2015:** Saw action in 31 games and made six starts as the Redhawks designated player her freshman season...Had seven hits, five runs scored, two home runs and four RBIs in 42 at-bats...Hit safely in four-straight games from Apr. 22-25... Hit a two-run home run for her first career round-tripper vs. Grambling State (2/15)...Also homered vs. Eastern Illinois (4/25)...Started three Ohio Valley Conference games... Southeast Scholar-Athlete and OVC Commissioner's Honor Roll selection...Was also an NFCA All-America Scholar-Athlete.

**Prep:** First-Team All-State selection at Naylor R-2 High School... Four-year letterwinner...Claimed All-Conference honors her last three years...First-Team All-Region performer as a freshman and sophomore...Hit .570 with 11 home runs as a senior...Helped lead her team to a second-place finish at the 2012 State Championship...MSHSAA Award of Excellence finalist for SEMOBall's Softball Player of the Year and Female Athlete of the Year

awards...Four-time Academic All-State honoree, finishing with a 3.85 GPA...Also played basketball.

**Personal:** Born December 4, 1995... Majoring in Biomedical Sciences... Daughter of John and Shelly Pruett.



### Career-Highs

At-Bats .....	4	2x, last at Austin Peay (5/3/15)
Runs .....	1	5x, last vs. Eastern Illinois (4/25/15)
Hits .....	1	7x, last vs. Eastern Illinois (4/25/15)
Doubles .....	-	-
Triples .....	-	-
Home Runs .....	1	2x, last vs. Eastern Illinois (4/25/15)
RBI .....	2	vs. Grambling State (2/15/15)
Stolen Bases .....	-	-

### Darby Pruett's Career Statistics at Southeast Missouri

Year	Avg.	GP-GS	AB	R	H	2B	3B	HR	RBI	TB	SLG%	BB	HBP	SO	GDP	OB%	SF	SH	SB-ATT	PO	A	E	FLD%
2015	.167	31-6	42	5	7	0	0	2	4	13	.310	5	1	9	0	.271	0	0	0-0	1	6	2	.778

### Darby Pruett's Career Statistics in Ohio Valley Conference Games

Year	Avg.	GP-GS	AB	R	H	2B	3B	HR	RBI	TB	SLG%	BB	HBP	SO	GDP	OB%	SF	SH	SB-ATT	PO	A	E	FLD%
2015	.158	16-3	19	2	3	0	0	1	1	6	.316	1	1	3	0	.238	0	0	0-0	0	0	1	.000





**10 DARBY PRUETT**



# Southeast Missouri State REDHAWKS



## CHELSEA SMITH

Catcher  
5-5 | R-R | Senior  
Webb City, Mo.  
Webb City H.S.

# 23

**2015:** Played 35 games and started 26...Started 22 contests at catcher...Hit .232 with six runs scored, five doubles and five RBIs...Threw out five baserunners...Appeared in 17 Ohio Valley Conference games...Tallied four multiple-hit games...Had a season-high two hits vs. Grambling State (2/14), Saint Louis (2/27), UT Martin (3/17) and at Murray State (4/11)...Finished with a season-best two RBIs vs. UT Martin (3/17)...Southeast Scholar-Athlete.

**2014:** Started 43 of the 45 games she played...Hit .227 with four doubles, 11 RBI and nine runs scored...Collected four multiple-hit games and two multiple-RBI performances...Ranked fifth in the Ohio Valley Conference with nine sacrifice bunts...Led the OVC in runners picked off (4)...Gunned down a league-best 19 baserunners...Went a perfect 3-for-3 with an RBI and a run scored vs. Grambling State (2/15)...Southeast Scholar-Athlete.

**2013:** OVC All-Newcomer honoree as a true freshman...Southeast Scholar-Athlete and OVC Commissioner's Honor Roll selection...Hit .265 with 10 runs scored, 30 hits, five doubles, a triple and 12 RBI in 45 games and 38

starts as the Redhawks catcher...Had multiple-hits six times and drove in two or more runs on two occasions...Collected a season-high three hits when she went 3-for-4 with a run scored, double and RBI vs. Indiana State (3/13)...Hit first career triple when she finished 2-for-3 with a run scored and two RBI at Tennessee State (3/24)...Hit safely and scored in three-straight games from Mar. 13-16...Gunned down 16 baserunners, third-best in the OVC...Hit .219 with four runs, three doubled and eight RBI in 23 conference starts.

**Prep:** Hit .391 with 15 doubles, five home runs and 31 RBI en route to All-State honors as a senior at Webb City High School...Four-year starting catcher who helped lead her team to a third-place finish at the 2008, 2010 and 2011 State Tournaments...All-District and All-Conference selection...Earned First-Team All-Conference honors in three seasons...Member of National Honor Society.

**Personal:** Born October 1, 1993...Majoring in Exercise Science...Daughter of Gary Smith and Melinda Blanchard.



### Career-Highs

At-Bats .....	4	14x, last at Murray State (4/11/15)
Runs .....	2	vs. Austin Peay (3/29/14)
Hits .....	3	2x, last vs. Grambling State (2/15/14)
Doubles .....	2	vs. UT Martin (3/17/15)
Triples .....	1	at Tennessee State (3/24/13)
Home Runs .....	-	-
RBI .....	3	vs. Murray State (5/3/14)
Stolen Bases .....	1	2x, last at Tennessee Tech (3/21/15)

### Chelsea Smith's Career Statistics at Southeast Missouri

Year	Avg.	GP-GS	AB	R	H	2B	3B	HR	RBI	TB	SLG%	BB	HBP	SO	GDP	OB%	SF	SH	SB-ATT	PO	A	E	FLD%
2013	.265	45-38	113	10	30	5	1	0	12	37	.327	2	2	22	2	.291	0	4	0-1	140	25	9	.948
2014	.227	45-43	119	9	27	4	0	0	11	31	.261	7	1	23	1	.276	0	9	1-1	165	38	3	.985
2015	.232	35-26	69	6	16	5	0	0	5	21	.304	9	1	14	0	.329	0	2	1-2	64	15	4	.952
Totals	.243	125-107	301	25	73	14	1	0	28	89	.296	18	4	59	3	.294	0	15	2-4	369	78	16	.965

### Chelsea Smith's Career Statistics in Ohio Valley Conference Games

Year	Avg.	GP-GS	AB	R	H	2B	3B	HR	RBI	TB	SLG%	BB	HBP	SO	GDP	OB%	SF	SH	SB-ATT	PO	A	E	FLD%
2013	.219	24-23	64	4	14	3	1	0	8	19	.297	2	1	17	1	.254	0	1	0-0	63	9	2	.973
2014	.234	23-23	64	6	15	4	0	0	8	19	.297	4	0	8	0	.279	0	4	1-1	85	21	0	1.000
2015	.222	17-13	36	3	8	3	0	0	3	11	.306	4	1	10	0	.317	0	2	1-1	36	4	1	.976
Totals	.226	64-59	164	13	37	10	1	0	19	49	.299	10	2	35	1	.278	0	7	2-2	184	34	3	.986




**23 CHELSEA SMITH**





# Southeast Missouri State REDHAWKS



## CLAIRE WERNIG

Outfield

5-4 | L-L | Sophomore

Imperial, Mo.

Lutheran South H.S.

# 1

**2015:** Started 27 of the 41 games she played...Made three starts in left field and the other 24 as designated player...Hit .286 with 15 runs scored, two doubles, a triple and 17 RBIs...Boasted the top batting average among freshmen on the team...Went a perfect 6-of-6 in stolen bases...Ranked third on the team hitting .346 in Ohio Valley Conference games...Notched 18 hits, scored 10 runs and had 10 RBIs in 20 league contests, including 15 starts...Hit .350 with seven hits, three runs scored and eight RBIs in the Redhawks series sweep at Austin Peay (5/2-3)...Collected a season-high three hits in game one of that series...Southeast Scholar-Athlete and OVC Commissioner's Honor Roll selection.

**Prep:** Went to Lutheran South High School where she lettered all four years...Named Second-Team All-State as a senior...Metro Conference Player of the Year in 2013...Garnered All-Region honors her sophomore, junior and senior seasons...Earned All-District and All-Conference honors all four prep seasons...Helped lead her team to two district titles (2012, 2013) and three conference champi-

onships (2011-2013)...Team Captain her final two seasons...Hit .494 with 14 doubles, 31 RBI and 41 runs scored her senior year...Received her team's MVP award...Set school record with a .525 batting average as a sophomore...Offensive MVP as both a sophomore and junior...Co-Captain of the soccer team.

**Personal:** Born March 27, 1996...Majoring in Art Education...Daughter of Mike and Sharon Wernig.



### Career-Highs

At-Bats .....	6	vs. Eastern Illinois (5/7/15)
Runs .....	2	2x, last at Austin Peay (5/3/15)
Hits .....	3	2x, last at Austin Peay (5/2/15)
Doubles .....	1	2x, last at Austin Peay (5/2/15)
Triples .....	1	vs. Grambling State (2/14/15)
Home Runs .....	-	-
RBI .....	3	2x, last at Austin Peay (5/2/15)
Stolen Bases .....	1	6x, last at Austin Peay (5/2/15)

### Claire Wernig's Career Statistics at Southeast Missouri

Year	Avg.	GP-GS	AB	R	H	2B	3B	HR	RBI	TB	SLG%	BB	HBP	SO	GDP	OB%	SF	SH	SB-ATT	PO	A	E	FLD%
2015	.286	41-27	98	15	28	2	1	0	17	32	.327	5	1	13	0	.327	0	0	6-6	5	0	0	1.000

### Claire Wernig's Career Statistics in Ohio Valley Conference Games

Year	Avg.	GP-GS	AB	R	H	2B	3B	HR	RBI	TB	SLG%	BB	HBP	SO	GDP	OB%	SF	SH	SB-ATT	PO	A	E	FLD%
2015	.346	20-15	52	10	18	1	0	0	10	19	.365	3	1	6	0	.393	0	0	2-2	2	0	0	1.000



**1 CLAIRE WERNIC**



# Southeast Missouri State REDHAWKS



## MACKENZIE HOELTING

Pitcher  
5-5 | L-L | Junior  
Winfield, Mo.  
Winfield H.S. | Jefferson College

# 9

**Jefferson College:** Attended Jefferson College for two seasons... First-Team All-American and All-Region selection... Appeared in 30 games and made 29 starts as a sophomore, going 24-5 with a 2.18 ERA... Pitched 25 complete games and had 126 strikeouts in 180 innings... Started 38 games as the Vikings top pitcher as a freshman... Compiled a 33-5 record with 28 complete games, a 1.56 ERA and 151 strikeouts in 207 innings... Averaged 5.1 strikeouts per game her first junior college season.

**Prep:** Three-sport athlete at Winfield High School... Started three years in softball, earning First-Team All-Conference, All-District, All-Region and All-State honors... Was the GAC North Conference Player of the Year as a senior... Helped lead her team to four conference championships and three district titles... First-Team All-District selection in soccer and also played basketball.

**Personal:** Born January 4, 1995... Majoring in Exercise Science... Daughter of Corey Hoelting.



## KELSEY IHNS

Pitcher  
5-6 | L-L | Freshman  
Woodbury, Minn.  
East Ridge H.S.

# 26

**Prep:** Three-year starter at East Ridge High School... Recorded 31 strikeouts in eight appearances as a senior... Pitched one complete game... Went 8-4 with a 1.72 ERA and 84 strikeouts as a junior... Threw a complete game no-hitter against White Bear Lake on May 16, 2013 and struck out 15 in game two of that doubleheader... Was also a member of the basketball, soccer and cross country teams.

**Personal:** Born April 23, 1996... Majoring in Pre-Pharmacy... Daughter of Ted and Pam Ihns.



## MACKENZIE LONG

Infield  
5-2 | L-R | Freshman  
Lee's Summit, Mo.  
Lee's Summit West H.S.

# 18

**Prep:** Four-year starter at Lee's Summit West High School... Made the All-State Academic Team all four of her prep seasons... Played middle infield, third base and outfield during her high school career... Hit a career-best .429 and boasted a .636 on-base percentage as a sophomore... Played for the Originals summer league team.

**Personal:** Born February 3, 1997... Majoring in Athletic Training... Daughter of Don and Kim Long... Her father graduated from Missouri Southern State College and her father graduated from Central Missouri... Her twin sister, Hailee, is also a student at Southeast.



## SARAH MESSEX

Infield/Outfield  
5-4 | R-R | Freshman  
Sullivan, Mo.  
Sullivan H.S.

# 3

**Prep:** Garnered All-State honors and was a four-year starter at Sullivan High School... Finished her high school career hitting .438 with 34 doubles, eight triples, 15 home runs, 33 stolen bases and 103 RBIs... Hit .470 with seven doubles, three triples, seven home runs and led the team with 32 RBIs in just 66 at-bats as a senior... Named Four Rivers Conference Player of the Year as a junior and senior... Hit .470 with nine doubles, a triple, four home runs, 18 RBIs and 13 stolen bases as a junior... All-Region, All-Conference and All-District honoree in multiple seasons... Secured Academic All-Conference honors and won her

team's Most Valuable Player and Player's Choice awards... Played for the STL Esprit during the summer.

**Personal:** Born April 22, 1997... Majoring in Nursing... Daughter of James and Christine Messex... Went to the same high school as fellow Southeast newcomer Harli Wheeler.





## BRITTANY STEVENS

Outfield  
5-7 | R-R | Freshman  
St. Louis, Mo.  
Lindbergh H.S.

# 20

**Prep:** Four-year starter at Lindbergh High School...Four-time All-Conference and two-time All-State selection...Hit .455 with 22 runs scored and 28 RBIs her senior year...Boasted a .468 on-base percentage and .753 slugging percentage during her final year as a prep...Ranked fourth among conference leaders in home runs (3) and tied for second in both doubles (10) and RBIs...Was a member of the St. Louis Chaos softball organization where she primarily played center field...Also played basketball.

**Personal:** Born February 22, 1997...Majoring in Education...Daughter of Jeff and Sharon Stevens.



## HALEY THOGMARTIN

Pitcher  
5-8 | R-R | Freshman  
St. Louis, Mo.  
Kirkwood H.S.

# 15

**Prep:** Attended Kirkwood High School...Three-year starter...Finished her career with 416 strikeouts in three seasons...As a senior, she recorded 199 strikeouts, averaging over 11 per game...Earned First-Team All-Conference and All-District accolades in multiple prep campaigns...Had 148 strikeouts as a junior and tallied 69 strikeouts in 13 appearances as a freshman...Garnered Freshman of the Year honors...Was injured her sophomore year...Played for the STL Esprit organization in the summer...Also played basketball.

**Personal:** Born September 12, 1996...Majoring in Pre-Dentistry...Daughter of Rob Thogmartin and Kelly Stratton...Sister, Amanda, is on the track & field team at Missouri Southern State.



## ABBY TILLOTSON

Catcher  
5-7 | R-R | Sophomore  
O'Fallon, Mo.  
Fort Zumwalt North H.S. | Three Rivers CC


# 21

**Three Rivers CC:** Broke the Three Rivers Community College single-season home run record with 12 in 2015...Boasted a .669 slugging percentage and had 53 RBIs that year...Garnered All-America, All-Region and All-Conference honors.

**Prep:** Four-year starter at Fort Zumwalt North High School...Second-Team All-State, All-District, All-Conference and Player of the Year as a senior...Hit .526 with five home runs and 35 RBIs her final prep season...Hit over .400 as a junior (.435) and sophomore (.452)...Also secured All-Conference accolades in each of those seasons...

Helped lead her team to conference, district and sectional titles in 2013...Played softball in the summer for the St. Louis Nemesis...Was on the soccer team her freshman and sophomore years.

**Personal:** Born July 3, 1996...Majoring in General Studies...Daughter of Terry and Michele Tillotson.



## DANIELLE TURNER

Infield/Outfield  
5-7 | R-R | Junior  
Evansville, Ind.  
Central H.S. | Heartland CC

# 2

**Heartland CC:** Two-year starter at Heartland Community College...Named to the All-Region 24, Region 24 All-Tournament and Academic All-Conference teams in 2015...Led the team with a .429 batting average, 67 hits, 66 runs scored, 17 doubles and three triples as a sophomore...Also hit nine home runs, had a team-high 19 stolen bases and posted 29 RBIs that year...Due to a broken wrist, she played in only 30 games as a freshman...Despite the injury, she hit .359 with six doubles and four home runs in 92 at-bats.

**Prep:** First-Team All-State and All-Conference honoree at Central High School...Four-year starter, playing shortstop and center field...Hit .457 with 44 runs scored, six home runs, 13 doubles, 26 RBIs and 19 stolen bases as a senior...Helped lead her team to 26 wins, most in a season in school history...Played with the Indiana Matrix in summer league action...Was also a member of the basketball team.

**Personal:** Born May 3, 1995...Undecided on her major...Daughter of Rick and Glynis Turner...Was part of a United States Fastpitch Association National Championship 18U travel team.



# Southeast Missouri State REDHAWKS




## AMANDA WEBB

Outfield  
5-7 | R-R | Freshman  
Cape Girardeau, Mo.  
Central H.S.

# 5

**Prep:** Three-year starter at Cape Central High School...Played shortstop and second base during her prep career...Was on the soccer team for all four of her prep seasons and was captain as a senior...Also played tennis and was on the swim team.

**Personal:** Born October 21, 1996...Majoring in Communications Disorders...Daughter of Kevin and Sarina Webb...Manager for the Southeast soccer team in the fall...Her mother works as an assistant in the Southeast Missouri State University Crisp Museum.



## HARLI WHEELER

Infield  
5-4 | L-R | Junior  
Sullivan, Mo.  
Sullivan H.S. | Northwestern Oklahoma A&M

# 7

**Northeastern Oklahoma A&M:** Two-year starter...Named to the Division I NJCAA National Softball Tournament All-Tournament team...Hit .444 with a double and triple in six postseason games...The Lady Norse went 50-16 overall and fell to Chipola College in the National Championship...Led the team in games played (66), at-bats (231) and triples (6)...Hit .355 with 53 runs scored, 18 doubles and 36 RBI...Earned All-District accolades...Hit .345 with 40 runs scored while earning Honorable Mention All-Region honors as a freshman in 2014.

**Prep:** All-Conference, All-Region, All-State and All-District selection at Sullivan High School, the same high school as fellow Southeast newcomer Sarah Messex...Four-year starter...Hit .388 with 33 runs scored, 17 stolen bases and 16 RBIs as a senior...Hit a career-best .402 with 43 runs, 21 RBIs and 12 stolen bases as a junior...Played for the Wildfire softball travel team...Also a member of the track & field team.

**Personal:** Born January 24, 1995...Majoring in Physical Education and Recreation...Daughter of Earl and Kristi Wheeler.

### Austin Peay

No.	Name	Avg.	GP-GS	AB	R	H	2B	3B	HR	RBI	TB	SLG%	BB	HBP	SO	GDP	OB%	SE	SH	SB-ATT	PO	A	E	FLD%
8	Haylee Krack	.750	3-3	8	4	6	0	0	2	6	12	1.500	1	2	1	0	.818	0	0	0-0	1	10	1	.917
1	Claire Wernig	.538	3-3	13	3	7	1	0	0	8	8	.615	0	0	0	0	.538	0	0	1-1	2	0	0	1.000
11	Nicole Deering	.500	6-5	14	5	7	0	0	0	0	7	.500	1	0	1	0	.533	0	0	2-2	7	0	0	1.000
24	Savannah Carpenter	.375	6-4	16	2	6	2	0	0	2	8	.500	1	0	2	0	.389	1	0	0-0	15	8	1	.958
6	Riley Hayes	.300	3-3	10	3	3	1	0	1	4	7	.700	1	0	0	0	.364	0	0	0-0	10	1	0	1.000
16	Leah Duffe	.111	3-3	9	3	1	0	0	0	0	1	.111	2	0	4	0	.273	0	0	0-0	3	7	1	.909
23	Chelsea Smith	.111	7-5	18	2	2	0	0	0	1	2	.111	0	0	2	1	.111	0	1	0-0	19	0	0	1.000
10	Darby Pruett	.000	2-1	5	0	0	0	0	0	0	0	.000	0	0	0	0	.000	0	0	0-0	0	0	0	.000

No.	Name	ERA	W-L	APP	GS	CG	SHO	SV	IP	H	R	ER	BB	SO	2B	3B	HR	AB	B/Avg.	WP	HBP	BK	SFA	SHA
19	Madeline Krumrey	5.53	2-0	3	2	0	0	1	12.2	16	11	10	3	10	4	0	3	58	.302	0	0	0	0	2
14	Aubrey Denno	6.63	1-0	2	2	0	0	0	6.1	11	7	6	0	2	4	0	0	31	.393	0	1	0	0	2

### Belmont

No.	Name	Avg.	GP-GS	AB	R	H	2B	3B	HR	RBI	TB	SLG%	BB	HBP	SO	GDP	OB%	SE	SH	SB-ATT	PO	A	E	FLD%
11	Nicole Deering	1.000	3-1	3	3	3	0	0	0	1	3	1.000	1	0	0	0	1.000	0	0	1-1	2	0	0	1.000
6	Riley Hayes	.500	2-1	4	0	2	1	0	0	1	3	.750	0	0	0	0	.500	0	0	0-0	2	0	0	1.000
1	Claire Wernig	.429	2-2	7	1	3	0	0	0	2	3	.429	0	0	1	0	.429	0	0	0-0	0	0	0	.000
16	Leah Duffe	.333	2-2	6	2	2	0	0	0	0	2	.333	0	0	2	0	.333	0	0	1-1	4	1	1	.833
24	Savannah Carpenter	.250	4-4	12	0	3	1	0	0	3	4	.333	1	0	1	0	.308	0	0	0-0	11	4	3	.833
8	Haylee Krack	.250	2-2	4	0	1	0	0	0	1	1	.250	1	0	0	1	.333	1	0	0-0	3	3	2	.750
23	Chelsea Smith	.231	5-5	13	2	3	1	0	0	3	4	.308	1	0	2	0	.286	0	1	0-0	18	2	0	1.000
10	Darby Pruett	.000	1-0	0	0	0	0	0	0	0	0	.000	0	0	0	0	.000	0	0	0-0	0	0	0	.000

No.	Name	ERA	W-L	APP	GS	CG	SHO	SV	IP	H	R	ER	BB	SO	2B	3B	HR	AB	B/Avg.	WP	HBP	BK	SFA	SHA
19	Madeline Krumrey	1.00	1-0	1	1	1	0	0	7.0	10	2	1	1	3	2	1	0	33	.313	0	0	0	0	0
14	Aubrey Denno	9.00	0-0	1	1	0	0	0	2.1	6	3	3	1	2	0	1	0	14	.462	0	0	0	0	0

# CAREER STATISTICS VS. OVC OPPONENTS

## Eastern Illinois

No.	Name	Avg.	GP-GS	AB	R	H	2B	3B	HR	RBI	TB	SLG%	BB	HBP	SO	GDP	OB%	SE	SH	SB-ATT	PO	A	E	FLD%
6	Riley Hayes	.389	4-4	18	3	7	0	0	3	5	16	.889	0	0	0	0	.389	0	0	0-0	24	5	1	.967
11	Nicole Deering	.308	4-4	13	1	4	0	0	0	0	4	.308	2	0	0	0	.400	0	0	0-0	7	0	0	1.000
24	Savannah Carpenter	.278	7-4	18	5	5	1	0	2	3	12	.667	2	1	2	0	.381	0	0	0-0	2	5	0	1.000
10	Darby Pruett	.167	3-1	6	1	1	0	0	1	1	4	.667	0	0	2	0	.167	0	0	0-0	0	0	0	.000
1	Claire Wernig	.111	3-2	9	1	1	0	0	0	1	1	.111	0	0	1	0	.111	0	0	0-0	0	0	0	.000
23	Chelsea Smith	.000	5-3	10	0	0	0	0	0	0	0	.000	0	0	6	0	.000	0	0	0-0	7	1	0	1.000

No.	Name	ERA	W-L	APP	GS	CG	SHO	SV	IP	H	R	ER	BB	SO	2B	3B	HR	AB	B/Avg.	WP	HBP	BK	SFA	SHA
19	Madeline Krumrey	3.40	1-2	3	3	1	1	0	22.2	25	12	11	4	18	5	1	2	96	.275	0	0	0	0	1

## Eastern Kentucky

No.	Name	Avg.	GP-GS	AB	R	H	2B	3B	HR	RBI	TB	SLG%	BB	HBP	SO	GDP	OB%	SE	SH	SB-ATT	PO	A	E	FLD%
24	Savannah Carpenter	.667	1-1	3	1	2	0	0	0	0	2	.667	1	0	1	0	.750	0	0	0-0	1	2	0	1.000
23	Chelsea Smith	.250	4-4	12	1	3	1	0	0	0	4	.333	0	1	1	0	.308	0	0	0-0	12	4	0	1.000
8	Haylee Krack	.200	2-2	5	1	1	0	0	0	2	1	.200	2	0	3	0	.429	0	0	1-1	10	1	0	1.000
11	Nicole Deering	.167	2-2	6	1	1	1	0	0	1	2	.333	0	0	1	0	.167	0	0	0-0	2	0	0	1.000
16	Leah Duffe	.167	2-2	6	0	1	0	0	0	2	1	.167	0	1	3	0	.286	0	0	0-0	3	8	1	.917

No.	Name	ERA	W-L	APP	GS	CG	SHO	SV	IP	H	R	ER	BB	SO	2B	3B	HR	AB	B/Avg.	WP	HBP	BK	SFA	SHA
14	Aubrey Denno	6.00	0-0	2	0	0	0	0	2.1	4	2	2	1	1	1	0	1	11	.400	0	0	0	0	0

## Jacksonville State

No.	Name	Avg.	GP-GS	AB	R	H	2B	3B	HR	RBI	TB	SLG%	BB	HBP	SO	GDP	OB%	SE	SH	SB-ATT	PO	A	E	FLD%
6	Riley Hayes	.400	3-2	5	1	2	0	0	0	0	2	.400	0	0	1	0	.400	0	0	0-0	2	2	0	1.000
24	Savannah Carpenter	.333	5-5	15	0	5	0	0	0	0	5	.333	0	0	1	0	.333	0	0	0-0	15	3	1	.947
11	Nicole Deering	.333	5-3	6	1	2	0	0	0	0	2	.333	0	0	3	0	.333	0	0	0-0	5	0	0	1.000
23	Chelsea Smith	.200	7-6	15	1	3	1	0	0	1	4	.267	0	0	4	0	.200	0	0	0-0	12	1	0	1.000
16	Leah Duffe	.000	2-2	4	0	0	0	0	0	0	0	.000	0	0	1	0	.000	0	1	0-0	2	3	0	1.000
8	Haylee Krack	.000	2-2	1	0	0	0	0	0	0	0	.000	2	0	1	0	.667	0	1	0-0	0	1	2	.333
10	Darby Pruett	.000	2-0	0	0	0	0	0	0	0	0	.000	2	0	0	0	1.000	0	0	0-0	0	0	0	.000
1	Claire Wernig	.000	2-1	2	0	0	0	0	0	0	0	.000	0	0	0	0	.000	0	0	0-0	0	0	0	.000

No.	Name	ERA	W-L	APP	GS	CG	SHO	SV	IP	H	R	ER	BB	SO	2B	3B	HR	AB	B/Avg.	WP	HBP	BK	SFA	SHA
14	Aubrey Denno	11.87	0-1	3	1	0	0	0	7.2	17	13	13	4	2	2	0	5	45	.425	0	1	0	0	0
19	Madeline Krumrey	15.47	0-2	2	2	1	0	0	6.1	15	15	14	4	3	3	0	2	40	.469	0	1	0	3	0

## Morehead State

No.	Name	Avg.	GP-GS	AB	R	H	2B	3B	HR	RBI	TB	SLG%	BB	HBP	SO	GDP	OB%	SE	SH	SB-ATT	PO	A	E	FLD%
8	Haylee Krack	.375	2-2	8	1	3	1	0	1	1	7	.875	0	0	1	0	.375	0	0	0-0	5	4	0	1.000
24	Savannah Carpenter	.364	4-4	11	2	4	1	0	1	3	8	.727	2	0	2	0	.429	1	0	0-1	2	7	1	.900
6	Riley Hayes	.333	2-2	3	0	1	0	0	0	0	1	.333	2	0	0	0	.600	0	1	1-1	0	0	0	.000
16	Leah Duffe	.250	2-2	8	1	2	0	0	0	1	2	.250	0	0	2	0	.250	0	0	0-0	4	4	2	.800
23	Chelsea Smith	.235	5-5	17	1	4	1	0	0	3	5	.294	1	0	2	0	.278	0	0	0-0	12	4	0	1.000
11	Nicole Deering	.000	3-1	0	0	0	0	0	0	0	0	.000	0	0	0	0	.000	0	1	1-1	0	0	1	.000
10	Darby Pruett	.000	1-0	1	0	0	0	0	0	0	0	.000	0	0	0	0	.000	0	0	0-0	0	0	0	.000
1	Claire Wernig	.000	2-1	4	0	0	0	0	0	0	0	.000	0	0	0	0	.000	0	0	0-0	0	0	0	.000

No.	Name	ERA	W-L	APP	GS	CG	SHO	SV	IP	H	R	ER	BB	SO	2B	3B	HR	AB	B/Avg.	WP	HBP	BK	SFA	SHA
19	Madeline Krumrey	0.70	1-1	2	2	1	1	0	10.0	4	2	1	1	0	1	0	0	36	.118	0	0	0	0	1
14	Aubrey Denno	10.50	0-0	1	0	0	0	0	0.2	3	1	1	0	0	2	0	0	5	.600	0	0	0	0	0

## Murray State

No.	Name	Avg.	GP-GS	AB	R	H	2B	3B	HR	RBI	TB	SLG%	BB	HBP	SO	GDP	OB%	SE	SH	SB-ATT	PO	A	E	FLD%
16	Leah Duffe	.444	3-3	9	1	4	2	0	0	1	6	.667	1	0	1	0	.500	0	0	0-0	9	5	1	.933
23	Chelsea Smith	.318	7-7	22	1	7	1	0	0	3	8	.364	1	0	5	0	.348	0	1	0-0	20	6	0	1.000
1	Claire Wernig	.286	3-2	7	1	2	0	0	0	0	2	.286	2	0	1	0	.444	0	0	0-0	0	0	0	.000
24	Savannah Carpenter	.278	6-6	18	3	5	1	0	0	1	6	.333	3	0	1	0	.381	0	0	0-0	20	6	1	.963
11	Nicole Deering	.200	5-1	5	0	1	0	0	0	0	1	.200	0	0	1	0	.200	0	0	0-0	2	0	0	1.000
8	Haylee Krack	.125	3-3	8	2	1	0	0	0	0	1	.125	1	1	3	0	.300	0	0	0-0	3	3	0	1.000
6	Riley Hayes	.000	2-1	2	0	0	0	0	0	0	0	.000	0	0	0	0	.000	0	2	0-0	1	0	0	1.000
10	Darby Pruett	.000	2-0	2	0	0	0	0	0	0	0	.000	0	0	0	0	.000	0	0	0-0	0	0	0	.000

No.	Name	ERA	W-L	APP	GS	CG	SHO	SV	IP	H	R	ER	BB	SO	2B	3B	HR	AB	B/Avg.	WP	HBP	BK	SFA	SHA
19	Madeline Krumrey	2.69	0-2	2	2	2	0	0	13.0	14	6	5	6	2	2	0	0	62	.275	0	1	0	1	3
14	Aubrey Denno	3.15	1-0	1	1	0	0	0	6.2	6	3	3	0	2	2	0	1	27	.240	0	1	0	0	1





# Southeast Missouri State REDHAWKS

## SIU Edwardsville

No.	Name	Avg.	GP-GS	AB	R	H	2B	3B	HR	RBI	TB	SLG%	BB	HBP	SO	GDP	OB%	SE	SH	SB-ATT	PO	A	E	FLD%
24	Savannah Carpenter	.429	6-6	14	1	6	2	0	1	4	11	.786	2	0	4	0	.471	1	0	0-0	25	3	2	.933
11	Nicole Deering	.300	6-3	10	0	3	0	0	0	1	3	.300	1	0	4	0	.364	0	0	2-2	2	0	0	1.000
23	Chelsea Smith	.278	9-8	18	0	5	0	0	0	2	5	.278	1	1	5	0	.350	0	1	0-0	19	7	1	.963
16	Leah Duffe	.111	3-3	9	0	1	0	0	0	0	1	.111	0	0	5	0	.111	0	0	0-0	6	3	0	1.000
6	Riley Hayes	.000	2-2	4	0	0	0	0	0	0	0	.000	0	0	0	0	.000	0	0	0-0	1	1	0	1.000
8	Haylee Krack	.000	3-3	7	1	0	0	0	0	0	0	.000	1	0	5	0	.125	0	0	0-0	3	8	1	.917
10	Darby Pruett	.000	2-0	1	0	0	0	0	0	0	0	.000	0	1	0	0	.500	0	0	0-0	0	0	0	.000
1	Claire Wernig	.000	2-2	3	0	0	0	0	0	0	0	.000	0	0	1	0	.000	0	0	0-0	0	0	0	.000

No.	Name	ERA	W-L	APP	GS	CG	SHO	SV	IP	H	R	ER	BB	SO	2B	3B	HR	AB	B/Avg.	WP	HBP	BK	SFA	SHA
19	Madeline Krumrey	7.00	0-2	2	2	2	0	0	14.0	25	15	14	2	8	8	0	4	70	.391	0	2	0	0	2
14	Aubrey Denno	8.00	0-2	2	2	1	0	0	7.0	11	8	8	3	2	1	0	2	36	.367	0	3	0	0	0

## Tennessee State

No.	Name	Avg.	GP-GS	AB	R	H	2B	3B	HR	RBI	TB	SLG%	BB	HBP	SO	GDP	OB%	SE	SH	SB-ATT	PO	A	E	FLD%
1	Claire Wernig	.571	2-1	7	3	4	0	0	0	0	4	.571	0	0	0	0	.571	0	0	1-1	0	0	0	.000
24	Savannah Carpenter	.500	4-4	14	2	7	1	0	0	1	8	.571	1	0	0	0	.533	0	0	0-0	13	6	1	.950
10	Darby Pruett	.500	2-1	2	0	1	0	0	0	0	1	.500	0	0	1	0	.500	0	0	0-0	0	0	0	.000
23	Chelsea Smith	.273	4-4	11	1	3	1	1	0	2	6	.545	1	0	2	0	.333	0	0	0-0	27	2	0	1.000
6	Riley Hayes	.250	2-1	4	1	1	0	0	1	2	4	1.000	0	0	0	0	.200	1	0	0-0	4	0	1	.800
8	Haylee Krack	.167	2-2	6	1	1	0	0	0	0	1	.167	1	0	1	0	.286	0	0	0-0	4	3	3	.700
11	Nicole Deering	.125	4-2	8	2	1	0	0	0	0	1	.125	1	0	1	0	.222	0	0	1-1	0	0	0	.000
16	Leah Duffe	.000	2-0	2	0	0	0	0	0	0	0	.000	0	0	0	0	.000	0	0	0-0	0	0	0	.000

No.	Name	ERA	W-L	APP	GS	CG	SHO	SV	IP	H	R	ER	BB	SO	2B	3B	HR	AB	B/Avg.	WP	HBP	BK	SFA	SHA
19	Madeline Krumrey	1.62	2-0	2	1	1	0	0	13.0	15	5	3	3	9	1	0	0	60	.268	1	0	0	1	0
14	Aubrey Denno	2.80	0-0	2	1	0	0	0	5.0	4	2	2	3	8	1	0	1	23	.222	0	1	0	0	1

## Tennessee Tech

No.	Name	Avg.	GP-GS	AB	R	H	2B	3B	HR	RBI	TB	SLG%	BB	HBP	SO	GDP	OB%	SE	SH	SB-ATT	PO	A	E	FLD%
1	Claire Wernig	.500	1-1	2	1	1	0	0	0	0	1	.500	1	0	0	0	.667	0	0	0-0	0	0	0	.000
16	Leah Duffe	.333	3-3	6	0	2	0	0	0	1	2	.333	1	0	1	0	.429	0	0	0-0	7	7	0	1.000
24	Savannah Carpenter	.231	4-4	13	1	3	0	0	0	0	3	.231	1	0	1	0	.286	0	0	0-0	14	5	0	1.000
23	Chelsea Smith	.154	6-6	13	1	2	1	0	0	1	3	.231	1	0	4	0	.214	0	2	1-1	18	3	1	.955
11	Nicole Deering	.000	4-1	4	2	0	0	0	0	0	0	.000	1	0	1	0	.200	0	0	0-0	1	0	0	1.000
6	Riley Hayes	.000	2-1	2	0	0	0	0	0	0	0	.000	1	0	2	0	.333	0	0	0-0	1	0	0	1.000
8	Haylee Krack	.000	2-2	5	0	0	0	0	0	0	0	.000	1	0	1	0	.167	0	0	0-0	4	3	0	1.000
10	Darby Pruett	.000	1-0	1	0	0	0	0	0	0	0	.000	0	0	1	0	.000	0	0	0-0	0	0	0	.000

No.	Name	ERA	W-L	APP	GS	CG	SHO	SV	IP	H	R	ER	BB	SO	2B	3B	HR	AB	B/Avg.	WP	HBP	BK	SFA	SHA
14	Aubrey Denno	3.00	0-1	1	1	0	0	0	2.1	2	1	1	4	1	0	0	1	12	.286	0	1	0	0	0
19	Madeline Krumrey	5.60	1-0	1	1	0	0	0	5.0	8	4	4	0	4	1	0	3	21	.381	0	0	0	0	0

## UT Martin

No.	Name	Avg.	GP-GS	AB	R	H	2B	3B	HR	RBI	TB	SLG%	BB	HBP	SO	GDP	OB%	SE	SH	SB-ATT	PO	A	E	FLD%
11	Nicole Deering	.500	4-1	2	0	1	0	0	0	0	1	.500	0	0	1	0	.500	0	2	0-0	0	0	0	.000
10	Darby Pruett	.500	2-0	2	1	1	0	0	0	0	1	.500	0	0	0	0	.500	0	0	0-0	0	0	1	.000
8	Haylee Krack	.333	2-2	6	1	2	0	0	0	1	2	.333	0	1	1	0	.429	0	0	0-0	0	6	1	.857
16	Leah Duffe	.333	5-5	12	2	4	1	0	1	2	8	.667	3	0	4	0	.467	0	0	0-0	12	10	4	.846
24	Savannah Carpenter	.263	7-5	19	2	5	0	0	1	3	8	.421	2	0	1	0	.333	0	0	0-1	18	15	1	.971
23	Chelsea Smith	.263	7-7	19	3	5	3	0	0	3	8	.421	5	0	2	0	.417	0	1	1-1	23	5	2	.933
1	Claire Wernig	.167	3-2	6	1	1	0	0	0	0	1	.167	0	1	2	0	.286	0	0	0-0	0	0	0	.000

No.	Name	ERA	W-L	APP	GS	CG	SHO	SV	IP	H	R	ER	BB	SO	2B	3B	HR	AB	B/Avg.	WP	HBP	BK	SFA	SHA
19	Madeline Krumrey	1.40	1-1	3	1	0	0	0	10.0	6	4	2	6	5	1	1	1	46	.154	0	0	0	0	1
14	Aubrey Denno	6.00	0-0	4	0	0	0	0	4.2	9	4	4	4	5	3	0	0	27	.409	0	0	0	0	1



# **YEAR IN REVIEW**

---





# Southeast Missouri State REDHAWKS

A team with 10 underclassmen and seven freshmen began moving the Southeast Missouri softball program in the right direction at the onset of the Mark Redburn era in 2015.

Redburn, in his first season as Southeast's head coach after taking over the helm on June 26, 2014, guided the Redhawks to their first Ohio Valley Conference Tournament since 2011.

Southeast saw a +8 jump in the win column, improving its overall record to 19-27 after winning only 11 games the previous year. The Redhawks also went 12-12 in OVC play, increasing their conference win total by a +9 margin.

The Redhawks won eight of their final 10 regular-season games to lock up the No. 7 seed in the league's postseason tournament. Southeast officially clinched on the second-to-last day of the regular-season when it swept Austin Peay in a doubleheader and got some help from UT Martin, which lost twice to Murray State on May 2.

Outfielder Kayla Fortner, first

baseman Lindsey Patterson and pitcher Madeline Krumrey earned All-OVC honors for the Redhawks.

A First-Team All-OVC and Second-Team National Fastpitch Coaches Association (NFCA) All-Mideast Region selection, Fortner closed the book on her decorated career with one brilliant season at Southeast.

Fortner started three years under Redburn at the University of Evansville before coming to Cape Girardeau to finish out her career.

A native of Cedar Hill, Missouri, Fortner broke Southeast's all-time single-season records in home runs (16) and walks (37), and fell just one RBI shy of breaking a third single-season mark.

She led the Redhawks in batting average (.389), runs scored (42), doubles (10), home runs, RBIs (48), total bases (109), slugging percentage (.832), on-base percentage (.523), walks and games started (46) in 2015.

Fortner led the OVC in slugging and on-base percentage, and was second in batting average,

home runs and walks. Nationally, she ranked among the top 30 in walks (25th) and home runs per game (29th). Fortner topped the Redhawks with 12 multiple-RBI games and reached base a season-long 16 consecutive contests.

Patterson, who hails from nearby Anna, Illinois, started all 46 games and ranked second on the team behind Fortner with a .358 batting average. She had a team-high 54 hits and was second in runs scored (28), home runs (7), RBIs (31), total bases (81) and walks (12). Patterson also boasted a .997 fielding percentage, second-best on the team. She ranked 12th in the OVC in batting average, earning all-conference honors for the first time in her career.

As a freshman, Krumrey landed a spot on the OVC All-Newcomer team. She was Southeast's top pitcher with a 13-12 record in 32 appearances and 26 starts.

Krumrey, a native of Wildwood, Missouri, led the Redhawks in ERA (4.00), wins (13), complete games (13), shutouts (2), strikeouts (94), innings pitched (176.2) and opponents' batting average (.296).

The 2015 season marked the first time Southeast had a OVC first-team, second-team and all-newcomer pick in the same season since 2007.

Academically, the Redhawks were equally impressive.

Southeast accumulated a 3.35 grade point average during the 2014-15 academic year with nine players garnering NFCA All-America Scholar-Athlete status for achieving a 3.5 or higher GPA.

Nicole Deering, Aubrey Denno, Leah Duffe, Riley Hayes, Krumrey, Taylor McDannold, Patterson, Darby Pruett and Meaghan Touchette earned that recognition.

In addition, Southeast's nine NFCA All-America Scholar-Athlete selections led the OVC.

A red-hot performance by Patterson helped Redburn record his first win as Southeast's head

coach on Feb. 14.

The Redhawks trailed, 7-3, before scoring eight runs on seven hits in the bottom of the fifth inning to pull off an 11-7 come-from-behind victory over Grambling State at the Mardi Gras Classic.

Patterson went 4-for-4 with two home runs, two runs scored and five RBI to lead Southeast.

The Redhawks closed out their season-opening Mardi Gras Classic strong with back-to-back wins over the Tigers.

Redburn later picked up a milestone win when he secured his 100th victory as an NCAA Division I coach against regional-rival Southern Illinois (Apr. 8) in Cape Girardeau.

Savannah Carpenter scored the winning run on an error in the bottom of the 10th inning, as the Redhawks won, 4-3.

The Redhawks and Salukis were tied after nine innings when the international tiebreaker rule went into effect.

India Davis made a great defensive play with a sliding catch in foul territory and threw out Kaly Harker on a close play at the plate to keep SIU off the scoreboard.

During Southeast's final at-bat in the 10th inning, McDannold laid down a bunt to advance Carpenter to third base. Carpenter scored when SIU mis-handled a throw at first base.

Late in the year, Southeast used a non-conference victory to start two separate four-game winning streaks when the Redhawks were making their final push.

After dropping game one of a doubleheader against Saint Louis (Apr. 22), Hayes hit a three-run homer in the bottom of the fourth inning after the Redhawks had fallen behind, 4-0, in the nightcap.

The Redhawks carried the momentum from Hayes' blast into the next inning where they added two more runs to get by the Billikens, 5-4.

Jamie Woodworth drew a bases loaded walk before Pruett singled



First-Team All-OVC and Second-Team NFCA All-Mideast Region

OF | Kayla Fortner



## 2015 REVIEW



Second-Team All-OVC

1B | Lindsey Patterson

home McDannold for the game-winning run.

Another one-run victory, this time a 4-3 win at Southeastern Conference member Arkansas (Apr. 29), jumpstarted Southeast's last winning streak of the season.

The Redhawks and Razorbacks were deadlocked at 2-2 after seven innings when Southeast pushed across two runs in the top of the eighth to take the lead.

An RBI-double by Carpenter and sacrifice fly by Touchette gave Southeast a two-run edge before Arkansas scored once more in its final at-bat.

After the Razorbacks scored on a sacrifice fly, Krumrey got Parker Pocklington to fly out and struck out Kate James to end the game.

It was Southeast's first win over an SEC opponent since 2007. Additionally, the victory over the Razorbacks put the finishing touches on a 17-15 non-conference mark, the Redhawks first winning record against non-league teams since 2008 (13-12).

The Redhawks were 6-11 in OVC play halfway into the month of April when they heated up to win six of their next seven.

Southeast resumed a game at

Tennessee State (Apr. 23) that was suspended due to inclement weather.

Ahead, 1-0, in the series against the Tigers, Touchette went 3-for-3 with two runs scored and a career-high four RBI to lead Southeast to a 12-4 win and sweep of TSU.

The Redhawks then posted series victories against Eastern Illinois (2-1) and Austin Peay (3-0).

Southeast opened its final home series with a, 6-0, 9-4, doubleheader sweep of EIU.

Fortner broke the school's all-time single-season home run record in her first at-bat of the series when she drove Jessica Wireman's 2-1 pitch deep over the left field wall with one out in the bottom of the first.

The Redhawks blew the game open with four runs in the fourth after Patterson knocked in two runs on a single and Hayes launched a two-run home run.

In game two, Southeast slugged a single-game school and OVC record six home runs, including three in the first inning and three in the third.

The six home runs tied for fifth-most in a game all-time in NCAA Division I softball history.

And, the Redhawks three home

runs in the first and third frames tied for third-most in an inning in NCAA Division I softball.

In all, five different players, including Carpenter, Hayes, Fortner, Patterson and Pruett homered that day. Fortner, Carpenter and Hayes each homered twice.

"I never experienced anything like that in my coaching career," said Redburn after the doubleheader. "It's a testament to our team. We knew it was a big weekend and wanted to make sure our players were focused."

The next week, Southeast scored a combined 25 runs in a three-game sweep on the road at Austin Peay (May 2-3). The 25 runs were the Redhawks most in any series during the 2015 season.

Southeast belted 25 hits in its first two games of the series which resulted in 8-1 and 6-5 victories.

The Redhawks scored all five of their runs in the seventh inning to overcome a four-run deficit in the nightcap.

Southeast hung on for an 11-10 win in the series finale after the Lady Gavs scored five runs in the bottom of the seventh inning. The Redhawks registered double-digit hits in all three of their games against APSU.

Three days after the regular-season finale, Southeast made its 16th OVC Tournament appearance

in program history.

No. 1 SIU Edwardsville, No. 2 Jacksonville State, No. 3 Murray State, No. 4 Tennessee Tech, No. 5 Eastern Kentucky, No. 6 Eastern Illinois, No. 7 Southeast and No. 8 Morehead State gathered in Edwardsville, Illinois for the 2015 OVC Softball Championship (May 6-9).

Southeast fell to JSU in the first round of the tournament and returned to face EIU in an elimination game a day later.

The Redhawks held a 9-3 lead after five-and-a-half innings before the Panthers mounted their comeback. EIU plated four runs in the bottom of the sixth and added two to tie things up and send the game to extra innings in the seventh.

A walk-off home run by Hanna Cole lifted the Panthers to a 10-9 victory in 12 innings, the longest game in OVC Tournament history.

As a team, the 2015 Redhawks finished among the school's top-10 teams in slugging percentage (3rd), home runs (4th) batting average (5th), walks (6th) and total bases (8th).

Southeast was also ranked among the top-five OVC teams in batting average (3rd), slugging percentage (5th), on-base percentage (5th) and hits (5th).



OVC All-Newcomer Team

P | Madeline Krumrey



# Southeast Missouri State REDHAWKS

## All Games

**Overall:** 19-27 **Home:** 6-9 **Away:** 11-11 **Neutral:** 2-7 **OVC:** 12-12

No.	Name	Avg.	GP-GS	AB	R	H	2B	3B	HR	RBI	TB	SLG%	BB	HBP	SO	GDP	OB%	SF	SH	SB-ATT	PO	A	E	FLD%
9	Kayla Fortner	.389	46-46	131	42	51	10	0	16	48	109	.832	37	2	19	0	.523	2	0	2-4	76	0	2	.974
20	Lindsey Patterson	.358	46-46	151	28	54	4	1	7	31	81	.536	12	3	9	3	.413	1	0	0-0	314	5	1	.997
24	Savannah Carpenter	.322	46-46	146	23	47	6	0	3	20	62	.425	12	2	11	1	.377	2	0	0-3	36	95	12	.916
22	Taylor McDannold	.311	46-46	151	20	47	8	1	1	23	60	.397	7	1	18	1	.346	0	2	5-10	75	22	6	.942
3	Alexis Anderson	.298	36-32	114	20	34	9	0	2	10	49	.430	8	0	8	0	.344	0	1	2-3	49	0	4	.925
1	Claire Wernig	.286	41-27	98	15	28	2	1	0	17	32	.327	5	1	13	0	.327	0	0	6-6	5	0	0	1.000
6	Riley Hayes	.268	37-26	82	11	22	4	0	6	20	44	.537	8	1	11	0	.337	1	3	2-2	76	14	3	.968
7	Meaghan Touchette	.189	42-39	95	9	18	3	0	0	9	21	.221	10	3	20	1	.284	1	2	4-4	81	57	9	.939
-----																								
11	Nicole Deering	.321	40-15	53	14	17	1	0	0	2	18	.340	7	0	5	0	.400	0	2	4-4	22	3	1	.962
16	Leah Duffe	.276	15-14	29	5	8	3	1	2	6	19	.655	5	2	8	0	.417	0	1	0-0	26	27	7	.883
2	India Davis	.244	41-29	78	12	19	1	0	0	9	20	.256	8	1	17	0	.322	0	5	10-11	69	62	15	.897
23	Chelsea Smith	.232	35-26	69	6	16	5	0	0	5	21	.304	9	1	14	0	.329	0	2	1-2	64	15	4	.952
18	Shelby Eccles	.194	27-12	31	10	6	1	2	0	2	11	.355	4	1	7	0	.306	0	0	4-6	26	1	0	1.000
10	Darby Pruett	.167	31-6	42	5	7	0	0	2	4	13	.310	5	1	9	0	.271	0	0	0-0	1	6	2	.778
21	Jamie Woodworth	.115	24-4	26	1	3	2	0	0	2	5	.192	2	1	4	1	.200	1	1	0-0	9	1	0	1.000
Totals		.291	46-46	1296	221	377	59	6	39	208	565	.436	139	20	173	7	.366	8	19	40-55	942	383	71	.949
Opponents		.339	46-46	1376	282	466	71	7	49	252	698	.507	112	15	131	2	.391	15	37	59-73	954	419	53	.963

LOB - Team (311), Opp (335). DPs turned - Team (10), Opp (16).

No.	Name	ERA	W-L	APP	GS	CG	SHO/CBO	SV	IP	H	R	ER	BB	SO	2B	3B	HR	AB	B/Avg.	WP	HBP	BK	SFA	SHA
19	Madeline Krumrey	4.00	13-12	32	26	13	2/0	2	176.2	218	122	101	58	94	36	7	21	737	.296	3	6	0	9	14
12	Keaira Schilling	6.85	5-10	30	14	4	0/0	2	95.0	168	103	93	33	27	26	0	16	445	.378	9	7	4	5	10
14	Aubrey Denno	8.10	1-5	19	6	0	0/0	1	42.1	80	57	49	21	10	9	0	12	194	.412	4	2	0	1	13
Totals		5.42	19-27	46	46	17	2/0	5	314.0	466	282	243	112	131	71	7	49	1376	.339	16	15	4	15	37
Opponents		4.07	27-19	46	46	21	4/0	2	318.0	377	221	185	139	173	59	6	39	1296	.291	13	20	0	8	19

PB - Team (11), HAYES 6, C. SMITH 5, Opp (8). Pickoffs - Team (3), C. SMITH 2, HAYES 1. SBA/ATT - C. SMITH (32-37), HAYES (27-36), KRUMREY (25-33), SCHILLING (27-29), DENNO (7-11).



## FINAL STATISTICS

### Ohio Valley Conference Games Only

**Overall:** 12-12 **Home:** 4-6 **Away:** 8-6

No.	Name	Avg.	GP-GS	AB	R	H	2B	3B	HR	RBI	TB	SLG%	BB	HBP	SO	GDP	OB%	SF	SH	SB-ATT	PO	A	E	FLD%
9	Kayla Fortner	.414	24-24	70	21	29	6	0	9	25	62	.886	17	1	10	0	.528	1	0	1-2	32	0	0	1.000
1	Claire Wernig	.346	20-15	52	10	18	1	0	0	10	19	.365	3	1	6	0	.393	0	0	2-2	2	0	0	1.000
20	Lindsey Patterson	.313	24-24	80	18	25	3	0	4	15	40	.500	7	3	6	2	.389	0	0	0-0	168	3	0	1.000
24	Savannah Carpenter	.308	24-24	78	12	24	4	0	3	11	37	.474	7	1	5	0	.364	2	0	0-2	16	52	9	.883
22	Taylor McDannold	.273	24-24	77	8	21	2	1	0	13	25	.325	5	1	11	0	.325	0	1	4-5	41	11	2	.963
3	Alexis Anderson	.268	17-15	56	8	15	4	0	1	4	22	.393	3	0	5	0	.305	0	1	1-2	28	0	0	1.000
7	Meaghan Touchette	.228	24-24	57	6	13	2	0	0	8	15	.263	9	2	15	0	.353	0	2	4-4	49	40	5	.947
-----																								
16	Leah Duffe	.400	3-3	5	1	2	1	0	0	1	3	.600	1	0	3	0	.500	0	0	0-0	2	7	1	.900
2	India Davis	.333	21-15	39	6	13	0	0	0	5	13	.333	5	0	8	0	.409	0	3	6-6	36	25	6	.910
11	Nicole Deering	.308	22-6	26	9	8	0	0	0	0	8	.308	3	0	3	0	.379	0	1	3-3	13	0	0	1.000
6	Riley Hayes	.279	20-15	43	7	12	2	0	4	10	26	.605	4	0	3	0	.333	1	3	1-1	39	6	1	.978
23	Chelsea Smith	.222	17-13	36	3	8	3	0	0	3	11	.306	4	1	10	0	.317	0	2	1-1	36	4	1	.976
10	Darby Pruett	.158	16-3	19	2	3	0	0	1	1	6	.316	1	1	3	0	.238	0	0	0-0	0	0	1	.000
21	Jamie Woodworth	.143	14-3	14	0	2	2	0	0	1	4	.286	1	1	2	0	.235	1	1	0-0	0	0	0	.000
18	Shelby Eccles	.111	15-8	18	5	2	0	1	0	1	4	.222	4	1	4	0	.304	0	0	1-2	20	0	0	1.000
Totals		.291	24-24	670	116	195	30	2	22	108	295	.440	74	13	94	2	.370	5	14	24-30	491	179	29	.959
Opponents		.305	24-24	695	115	212	39	2	24	107	327	.471	43	6	70	1	.347	8	15	20-24	492	213	29	.960

LOB - Team (168), Opp (161). DPs turned - Team (5), Opp (7).

No.	Name	ERA	W-L	APP	GS	CG	SHO/CBO	SV	IP	H	R	ER	BB	SO	2B	3B	HR	AB	B/Avg.	WP	HBP	BK	SFA	SHA
19	Madeline Krumrey	3.57	9-7	18	15	9	2/0	1	100.0	120	60	51	25	56	24	2	12	416	.288	1	3	0	4	9
12	Keaira Schilling	4.82	3-4	15	7	4	0/0	2	56.2	79	43	39	14	13	15	0	7	246	.321	2	2	0	4	4
14	Aubrey Denno	11.00	0-1	4	2	0	0/0	0	7.0	13	12	11	4	1	0	0	5	33	.394	0	1	0	0	2
Totals		4.32	12-12	24	24	13	2/0	3	163.2	212	115	101	43	70	39	2	24	695	.305	3	6	0	8	15
Opponents		4.27	12-12	24	24	13	2/0	1	164.0	195	116	100	74	94	30	2	22	670	.291	6	13	0	5	14

PB - Team (3), C. SMITH 2, HAYES 1, Opp (3). Pickoffs - Team (1), HAYES 1. SBA/ATT - KRUMREY (14-17), HAYES (10-13), C. SMITH (10-11), SCHILLING (5-6), DENNO (1-1).







# Southeast Missouri State REDHAWKS

## Game-by-Game Results

Date	Opponent	W/L	Score	R	H	E/	R	H	E	Innings	Overall	Conference	Pitcher of Record	Attendance	Time
02-13-15	vs. Alabama State !	L	5-8	5	8	1/	8	11	2	7	0-1-0	0-0-0	Krumrey (L, 0-1)	104	1:53
02-13-15	at UL Monroe !	L	3-11	3	5	2/	11	11	1	6	0-2-0	0-0-0	Schilling (L, 0-1)	204	1:54
02-14-15	vs. Alabama State !	L	7-12	7	9	2/	12	16	3	7	0-3-0	0-0-0	Schilling (L, 0-2)	121	2:07
02-14-15	vs. Grambling State !	W	11-7	11	15	1/	7	9	1	7	1-3-0	0-0-0	Schilling (W, 1-2)	157	2:07
02-15-15	vs. Grambling State !	W	10-8	10	16	3/	8	14	3	7	2-3-0	0-0-0	Schilling (W, 2-2)	-	2:42
02-27-15	at Southeastern La. @	W	10-8	10	18	3/	8	14	0	7	3-3-0	0-0-0	Krumrey (W, 1-1)	153	2:17
02-27-15	vs. Saint Louis @	L	7-8	7	8	0/	8	11	1	7	3-4-0	0-0-0	Denno (L, 0-1)	78	2:16
02-28-15	vs. UT Martin @	L	1-2	1	6	4/	2	4	0	(8)	3-5-0	0-0-0	Krumrey (L, 1-2)	117	2:13
03-01-15	vs. Arkansas @	L	2-5	2	5	1/	5	12	0	7	3-6-0	0-0-0	Denno (L, 0-2)	70	1:51
03-11-15	at Missouri	L	1-2	1	3	1/	2	6	1	7	3-7-0	0-0-0	Schilling (L, 2-3)	875	2:12
03-11-15	at Missouri	L	1-10	1	4	0/	10	11	0	5	3-8-0	0-0-0	Schilling (L, 2-4)	976	1:30
<b>03-17-15</b>	<b>UT MARTIN*</b>	<b>W</b>	<b>9-6</b>	<b>9</b>	<b>14</b>	<b>3/</b>	<b>6</b>	<b>6</b>	<b>0</b>	<b>7</b>	<b>4-8-0</b>	<b>1-0-0</b>	<b>Krumrey (W, 2-2)</b>	<b>215</b>	<b>2:15</b>
<b>03-17-15</b>	<b>UT MARTIN*</b>	<b>L</b>	<b>3-6</b>	<b>3</b>	<b>5</b>	<b>1/</b>	<b>6</b>	<b>11</b>	<b>1</b>	<b>(8)</b>	<b>4-9-0</b>	<b>1-1-0</b>	<b>Schilling (L, 2-5)</b>	<b>175</b>	<b>2:30</b>
<b>03-18-15</b>	<b>INDIANA STATE*</b>	<b>L</b>	<b>4-9</b>	<b>4</b>	<b>7</b>	<b>1/</b>	<b>9</b>	<b>18</b>	<b>1</b>	<b>7</b>	<b>4-10-0</b>	<b>1-1-0</b>	<b>Denno (L, 0-3)</b>	<b>94</b>	<b>2:15</b>
<b>03-18-15</b>	<b>INDIANA STATE*</b>	<b>L</b>	<b>5-9</b>	<b>5</b>	<b>9</b>	<b>5/</b>	<b>9</b>	<b>13</b>	<b>1</b>	<b>(8)</b>	<b>4-11-0</b>	<b>1-1-0</b>	<b>Krumrey (L, 2-3)</b>	<b>65</b>	<b>2:35</b>
03-21-15	at Tennessee Tech*	L	0-3	0	5	0/	3	4	0	7	4-12-0	1-2-0	Schilling (L, 2-6)	140	1:25
03-21-15	at Tennessee Tech*	W	6-4	6	11	0/	4	9	3	7	5-12-0	2-2-0	Krumrey (W, 3-3)	160	1:55
03-23-15	at Jacksonville State*	L	4-10	4	10	2/	10	11	0	7	5-13-0	2-3-0	Schilling (L, 2-7)	313	1:55
03-23-15	at Jacksonville State*	L	5-6	5	9	2/	6	8	1	7	5-14-0	2-4-0	Krumrey (L, 3-4)	491	2:27
<b>03-28-15</b>	<b>SIU EDWARDSVILLE*</b>	<b>L</b>	<b>3-12</b>	<b>3</b>	<b>5</b>	<b>1/</b>	<b>12</b>	<b>16</b>	<b>0</b>	<b>6</b>	<b>5-15-0</b>	<b>2-5-0</b>	<b>Denno (L, 0-4)</b>	<b>135</b>	<b>1:59</b>
<b>03-28-15</b>	<b>SIU EDWARDSVILLE*</b>	<b>L</b>	<b>0-7</b>	<b>0</b>	<b>1</b>	<b>1/</b>	<b>7</b>	<b>12</b>	<b>0</b>	<b>7</b>	<b>5-16-0</b>	<b>2-6-0</b>	<b>Krumrey (L, 3-5)</b>	<b>155</b>	<b>2:03</b>
<b>03-29-15</b>	<b>SIU EDWARDSVILLE*</b>	<b>L</b>	<b>4-8</b>	<b>4</b>	<b>6</b>	<b>1/</b>	<b>8</b>	<b>13</b>	<b>0</b>	<b>7</b>	<b>5-17-0</b>	<b>2-7-0</b>	<b>Krumrey (L, 3-6)</b>	<b>225</b>	<b>1:52</b>
03-31-15	at Missouri State	W	8-4	8	12	2/	4	11	4	7	6-17-0	2-7-0	Krumrey (W, 4-6)	-	2:11
03-31-15	at Missouri State	L	0-4	0	4	1/	4	6	0	7	6-18-0	2-7-0	Denno (L, 0-5)	136	1:51
04-03-15	at Tennessee State*	W	7-2	7	12	3/	2	8	2	7	7-18-0	3-7-0	Krumrey (W, 5-6)	214	2:12
04-04-15	at Belmont*	W	4-2	4	6	1/	2	10	2	7	8-18-0	4-7-0	Krumrey (W, 6-6)	104	2:20
04-04-15	at Belmont*	W	4-3	4	9	2/	3	7	0	7	9-18-0	5-7-0	Schilling (W, 3-7)	107	2:00
<b>04-08-15</b>	<b>SOUTHERN ILLINOIS</b>	<b>W</b>	<b>4-3</b>	<b>4</b>	<b>7</b>	<b>3/</b>	<b>3</b>	<b>8</b>	<b>1</b>	<b>(10)</b>	<b>10-18-0</b>	<b>5-7-0</b>	<b>Krumrey (W, 7-6)</b>	<b>210</b>	<b>2:28</b>
04-11-15	at Murray State*	L	3-4	3	8	2/	4	7	1	7	10-19-0	5-8-0	Krumrey (L, 7-7)	-	1:58
04-11-15	at Murray State*	L	5-6	5	6	0/	6	14	3	7	10-20-0	5-9-0	Schilling (L, 3-8)	333	2:12
04-12-15	at Murray State*	L	1-2	1	1	1/	2	7	1	7	10-21-0	5-10-0	Krumrey (L, 7-8)	212	1:39
<b>04-18-15</b>	<b>MOREHEAD STATE*</b>	<b>W</b>	<b>1-0</b>	<b>1</b>	<b>5</b>	<b>0/</b>	<b>0</b>	<b>1</b>	<b>1</b>	<b>7</b>	<b>11-21-0</b>	<b>6-10-0</b>	<b>Krumrey (W, 8-8)</b>	<b>123</b>	<b>1:25</b>
<b>04-18-15</b>	<b>MOREHEAD STATE*</b>	<b>L</b>	<b>1-3</b>	<b>1</b>	<b>1</b>	<b>2/</b>	<b>3</b>	<b>7</b>	<b>1</b>	<b>7</b>	<b>11-22-0</b>	<b>6-11-0</b>	<b>Krumrey (L, 8-9)</b>	<b>123</b>	<b>1:38</b>
<b>04-22-15</b>	<b>SAINT LOUIS</b>	<b>L</b>	<b>3-6</b>	<b>3</b>	<b>8</b>	<b>1/</b>	<b>6</b>	<b>13</b>	<b>0</b>	<b>7</b>	<b>11-23-0</b>	<b>6-11-0</b>	<b>Schilling (L, 3-9)</b>	<b>325</b>	<b>2:00</b>
<b>04-22-15</b>	<b>SAINT LOUIS</b>	<b>W</b>	<b>5-4</b>	<b>5</b>	<b>4</b>	<b>3/</b>	<b>4</b>	<b>8</b>	<b>0</b>	<b>7</b>	<b>12-23-0</b>	<b>6-11-0</b>	<b>Denno (W, 1-5)</b>	<b>150</b>	<b>1:45</b>
04-03-15	at Tennessee State*	W	12-4	12	14	3/	4	9	2	7	13-23-0	7-11-0	Krumrey (W, 9-9)	356	2:09
<b>04-25-15</b>	<b>EASTERN ILLINOIS*</b>	<b>W</b>	<b>6-0</b>	<b>6</b>	<b>9</b>	<b>0/</b>	<b>0</b>	<b>4</b>	<b>0</b>	<b>7</b>	<b>14-23-0</b>	<b>8-11-0</b>	<b>Krumrey (W, 10-9)</b>	<b>185</b>	<b>1:37</b>
<b>04-25-15</b>	<b>EASTERN ILLINOIS*</b>	<b>W</b>	<b>9-4</b>	<b>9</b>	<b>11</b>	<b>1/</b>	<b>4</b>	<b>6</b>	<b>1</b>	<b>7</b>	<b>15-23-0</b>	<b>9-11-0</b>	<b>Schilling (W, 4-9)</b>	<b>130</b>	<b>1:42</b>
<b>04-26-15</b>	<b>EASTERN ILLINOIS*</b>	<b>L</b>	<b>4-7</b>	<b>4</b>	<b>10</b>	<b>0/</b>	<b>7</b>	<b>13</b>	<b>1</b>	<b>7</b>	<b>15-24-0</b>	<b>9-12-0</b>	<b>Krumrey (L, 10-10)</b>	<b>236</b>	<b>2:10</b>
04-29-15	at Arkansas	L	5-13	5	7	3/	13	14	1	5	15-25-0	9-12-0	Schilling (L, 4-10)	-	1:38
04-29-15	at Arkansas	W	4-3	4	7	2/	3	5	1	(8)	16-25-0	9-12-0	Krumrey (W, 11-10)	371	2:09
05-02-15	at Austin Peay*	W	8-1	8	14	1/	1	5	3	7	17-25-0	10-12-0	Krumrey (W, 12-10)	135	1:46
05-02-15	at Austin Peay*	W	6-5	6	11	2/	5	11	2	7	18-25-0	11-12-0	Schilling (W, 5-10)	135	1:48
05-03-15	at Austin Peay*	W	11-10	11	12	0/	10	13	4	7	19-25-0	12-12-0	Krumrey (W, 13-10)	140	1:58
05-06-15	vs. Jacksonville State %	L	0-21	0	5	0/	21	25	1	5	19-26-0	12-12-0	Krumrey (L, 13-11)	-	1:43
05-07-15	vs. Eastern Illinois %	L	9-10	9	15	3/	10	14	2	(12)	19-27-0	12-12-0	Krumrey (L, 13-12)	-	3:07

Home Games in **Bold CAPS**; \* - Denotes Ohio Valley Conference Game; ! - ULM Mardi Gras Classic, Monroe, La.; @ - Lion Scramble, Hammond, La.; % - OVC Tournament, Edwardsville, Ill.

## FINAL STATISTICS

### Hitting Statistics (Home Games: 6-9, 4-6 OVC)

No.	Name	Avg.	GP-GS	AB	R	H	2B	3B	HR	RBI	TB	SLG%	BB	HBP	SO	GDP	OB%	SF	SH	SB-ATT	PO	A	E	FLD%
18	Shelby Eccles	.444	11-3	9	3	4	0	2	0	1	8	.889	0	1	2	0	.500	0	0	0-0	6	0	0	1.000
9	Kayla Fortner	.421	15-15	38	15	16	3	0	6	15	37	.974	16	0	4	0	.571	2	0	1-2	22	0	2	.917
16	Leah Duffe	.400	3-3	5	1	2	1	0	0	1	3	.600	1	1	2	0	.571	0	0	0-0	3	5	1	.889
3	Alexis Anderson	.341	13-13	44	10	15	5	0	1	2	23	.523	4	0	2	0	.396	0	0	1-2	22	0	2	.917
24	Savannah Carpenter	.333	15-15	45	7	15	2	0	3	11	26	.578	4	1	7	0	.392	1	0	0-2	11	28	4	.907
6	Riley Hayes	.259	12-9	27	4	7	1	0	3	7	17	.630	4	0	3	0	.355	0	1	2-2	29	6	1	.972
20	Lindsey Patterson	.244	15-15	45	6	11	2	0	2	8	19	.422	6	1	6	2	.346	0	0	0-0	110	1	1	.991
22	Taylor McDannold	.244	15-15	45	4	11	2	1	0	3	15	.333	2	1	5	0	.292	0	2	2-3	29	6	0	1.000
10	Darby Pruett	.235	12-2	17	3	4	0	0	1	2	7	.412	2	1	2	0	.350	0	0	0-0	0	3	1	.750
2	India Davis	.211	12-10	19	3	4	0	0	0	1	4	.211	1	0	5	0	.250	0	4	5-5	22	21	3	.935
11	Nicole Deering	.188	14-4	16	2	3	0	0	0	1	3	.188	1	0	3	0	.235	0	1	1-1	9	0	0	1.000
7	Meaghan Touchette	.167	15-14	36	1	6	2	0	0	0	8	.222	2	1	13	0	.231	0	0	1-1	27	23	2	.962
23	Chelsea Smith	.130	12-9	23	1	3	2	0	0	4	5	.217	4	1	5	0	.286	0	0	0-0	25	3	3	.903
1	Claire Wernig	.043	13-7	23	1	1	0	0	0	0	1	.043	2	1	7	0	.154	0	0	1-1	0	0	0	.000
21	Jamie Woodworth	.000	7-1	5	0	0	0	0	0	2	0	.000	2	1	1	1	.333	1	0	0-0	3	0	0	1.000
Totals		.257	15-15	397	61	102	20	3	16	58	176	.443	51	10	67	3	.353	4	8	14-19	327	128	23	.952
Opponents		.320	15-15	465	84	149	25	1	15	71	221	.475	24	4	52	1	.358	2	18	21-26	309	125	8	.982

LOB - Team (102), Opp (104). DPs turned - Team (2), Opp (5).

### Hitting Statistics (Away Games: 11-11, 8-6 OVC)

No.	Name	Avg.	GP-GS	AB	R	H	2B	3B	HR	RBI	TB	SLG%	BB	HBP	SO	GDP	OB%	SF	SH	SB-ATT	PO	A	E	FLD%
1	Claire Wernig	.449	19-14	49	9	22	1	0	0	12	23	.469	3	0	6	0	.481	0	0	2-2	5	0	0	1.000
20	Lindsey Patterson	.397	22-22	73	17	29	1	0	3	15	39	.534	4	2	1	1	.438	1	0	0-0	130	3	0	1.000
11	Nicole Deering	.368	17-4	19	10	7	0	0	0	0	7	.368	3	0	2	0	.455	0	0	2-2	9	0	0	1.000
9	Kayla Fortner	.365	22-22	63	17	23	6	0	6	21	47	.746	15	1	11	0	.494	0	0	0-0	37	0	0	1.000
2	India Davis	.326	20-14	43	7	14	1	0	0	7	15	.349	4	0	10	0	.383	0	1	3-4	37	22	8	.881
22	Taylor McDannold	.316	22-22	76	11	24	2	0	1	15	29	.382	3	0	11	1	.342	0	0	3-5	37	10	3	.940
24	Savannah Carpenter	.310	22-22	71	11	22	4	0	0	6	26	.366	5	0	4	1	.351	1	0	0-0	16	38	7	.885
6	Riley Hayes	.256	19-13	39	5	10	3	0	2	10	19	.487	2	1	8	0	.302	1	2	0-0	33	3	1	.973
16	Leah Duffe	.250	5-5	8	1	2	1	0	0	1	3	.375	2	0	4	0	.400	0	0	0-0	7	7	4	.778
23	Chelsea Smith	.241	15-12	29	3	7	1	0	0	0	8	.276	3	0	9	0	.313	0	2	1-1	27	6	0	1.000
3	Alexis Anderson	.233	14-12	43	5	10	2	0	0	4	12	.279	2	0	6	0	.267	0	1	1-1	20	0	2	.909
7	Meaghan Touchette	.224	21-20	49	6	11	1	0	0	9	12	.245	8	1	7	1	.339	1	2	3-3	44	31	6	.926
21	Jamie Woodworth	.188	13-3	16	0	3	2	0	0	0	5	.313	0	0	2	0	.188	0	1	0-0	1	0	0	1.000
10	Darby Pruett	.100	14-4	20	1	2	0	0	0	0	2	.100	2	0	6	0	.182	0	0	0-0	1	0	0	1.000
18	Shelby Eccles	.091	13-9	22	5	2	1	0	0	1	3	.136	4	0	5	0	.231	0	0	3-5	20	1	0	1.000
Totals		.303	22-22	620	108	188	26	0	12	101	250	.403	60	5	92	4	.367	4	9	18-23	428	145	33	.946
Opponents		.324	22-22	621	117	201	28	3	22	105	301	.485	58	7	55	1	.382	11	11	33-36	447	185	32	.952

LOB - Team (144), Opp (164). DPs turned - Team (6), Opp (8).



# Southeast Missouri State REDHAWKS

## Hitting Statistics (Neutral Games: 2-7)

No.	Name	Avg.	GP-GS	AB	R	H	2B	3B	HR	RBI	TB	SLG%	BB	HBP	SO	GDP	OB%	SF	SH	SB-ATT	PO	A	E	FLD%
20	Lindsey Patterson	.424	9-9	33	5	14	1	1	2	8	23	.697	2	0	2	0	.457	0	0	0-0	74	1	0	1.000
9	Kayla Fortner	.400	9-9	30	10	12	1	0	4	12	25	.833	6	1	4	0	.514	0	0	1-2	17	0	0	1.000
22	Taylor McDannold	.400	9-9	30	5	12	4	0	0	5	16	.533	2	0	2	0	.438	0	0	0-2	9	6	3	.833
11	Nicole Deering	.389	9-7	18	2	7	1	0	0	1	8	.444	3	0	0	0	.476	0	1	1-1	4	3	1	.875
23	Chelsea Smith	.353	8-5	17	2	6	2	0	0	1	8	.471	2	0	0	0	.421	0	0	0-1	12	6	1	.947
24	Savannah Carpenter	.333	9-9	30	5	10	0	0	0	3	10	.333	3	1	0	0	.412	0	0	0-1	9	29	1	.974
3	Alexis Anderson	.333	9-7	27	5	9	2	0	1	4	14	.519	2	0	0	0	.379	0	0	0-0	7	0	0	1.000
6	Riley Hayes	.313	6-4	16	2	5	0	0	1	3	8	.500	2	0	0	0	.389	0	0	0-0	14	5	1	.950
16	Leah Duffe	.250	7-6	16	3	4	1	1	2	4	13	.813	2	1	2	0	.368	0	1	0-0	16	15	2	.939
10	Darby Pruet	.200	5-0	5	1	1	0	0	1	2	4	.800	1	0	1	0	.333	0	0	0-0	0	3	1	.750
1	Claire Wernig	.192	9-6	26	5	5	1	1	0	5	8	.308	0	0	0	0	.192	0	0	3-3	0	0	0	.000
7	Meaghan Touchette	.100	6-5	10	2	1	0	0	0	0	1	.100	0	1	0	0	.182	0	0	0-0	10	3	1	.929
2	India Davis	.063	9-5	16	2	1	0	0	0	1	1	.063	3	1	2	0	.250	0	0	2-2	10	19	4	.879
21	Jamie Woodworth	.000	4-0	5	1	0	0	0	0	0	0	.000	0	0	1	0	.000	0	0	0-0	5	1	0	1.000
18	Shelby Eccles	.000	3-0	0	2	0	0	0	0	0	0	.000	0	0	0	0	.000	0	0	1-1	0	0	0	.000
Totals		.312	9-9	279	52	87	13	3	11	49	139	.498	28	5	14	0	.385	0	2	8-13	187	110	15	.952
Opponents		.400	9-9	290	81	116	18	3	12	76	176	.607	30	4	24	0	.460	2	8	5-11	198	109	13	.959

LOB - Team (65), Opp (67). DPs turned - Team (2), Opp (3).

## Hitting Statistics (Non-Conference Games: 7-15; Home: 2-3; Away: 3-5; Neutral: 2-7)

No.	Name	Avg.	GP-GS	AB	R	H	2B	3B	HR	RBI	TB	SLG%	BB	HBP	SO	GDP	OB%	SF	SH	SB-ATT	PO	A	E	FLD%
20	Lindsey Patterson	.408	22-22	71	10	29	1	1	3	16	41	.577	5	0	3	1	.442	1	0	0-0	146	2	1	.993
9	Kayla Fortner	.361	22-22	61	21	22	4	0	7	23	47	.770	20	1	9	0	.518	1	0	1-2	44	0	2	.957
22	Taylor McDannold	.351	22-22	74	12	26	6	0	1	10	35	.473	2	0	7	1	.368	0	1	1-5	34	11	4	.918
24	Savannah Carpenter	.338	22-22	68	11	23	2	0	0	9	25	.368	5	1	6	1	.392	0	0	0-1	20	43	3	.955
3	Alexis Anderson	.328	19-17	58	12	19	5	0	1	6	27	.466	5	0	3	0	.381	0	0	1-1	21	0	4	.840
11	Nicole Deering	.333	18-9	27	5	9	1	0	0	2	10	.370	4	0	2	0	.419	0	1	1-1	9	3	1	.923
18	Shelby Eccles	.308	12-4	13	5	4	1	1	0	1	7	.538	0	0	3	0	.308	0	0	3-4	6	1	0	1.000
6	Riley Hayes	.256	17-11	39	4	10	2	0	2	10	18	.462	4	1	8	0	.341	0	0	1-1	37	8	2	.957
16	Leah Duffe	.250	12-11	24	4	6	2	1	2	5	16	.667	4	2	5	0	.400	0	1	0-0	24	20	6	.880
23	Chelsea Smith	.242	18-13	33	3	8	2	0	0	2	10	.303	5	0	4	0	.342	0	0	0-1	28	11	3	.929
1	Claire Wernig	.217	21-12	46	5	10	1	1	0	7	13	.283	2	0	7	0	.250	0	0	4-4	3	0	0	1.000
10	Darby Pruet	.174	15-3	23	3	4	0	0	1	3	7	.304	4	0	6	0	.296	0	0	0-0	1	6	1	.875
2	India Davis	.154	20-14	39	6	6	1	0	0	4	7	.179	3	1	9	0	.233	0	2	4-5	33	37	9	.886
7	Meaghan Touchette	.132	18-15	38	3	5	1	0	0	1	6	.158	1	1	5	1	.171	1	0	0-0	32	17	4	.925
21	Jamie Woodworth	.083	10-1	12	1	1	0	0	0	1	1	.083	1	0	2	1	.154	0	0	0-0	9	1	0	1.000
Totals		.291	22-22	626	105	182	29	4	17	100	270	.431	65	7	79	5	.362	3	5	16-25	451	204	42	.940
Opponents		.373	22-22	681	167	254	32	5	25	145	371	.545	69	9	61	1	.433	7	22	39-49	462	206	24	.965

LOB - Team (143), Opp (174). DPs turned - Team (5), Opp (9).



## FINAL STATISTICS

### Pitching Statistics (Home Games: 6-9, 4-6 OVC)

No.	Name	ERA	W-L	APP	GS	CG	SHO	SV	IP	H	R	ER	BB	SO	2B	3B	HR	AB	B/Avg.	WP	HBP	BK	SFA	SHA
19	Madeline Krumrey	3.32	4-5	11	9	6	2/0	1	63.1	70	38	30	12	40	17	1	6	259	.270	0	3	0	0	7
12	Keaira Schilling	6.15	1-2	8	3	1	0/0	0	33.0	51	31	29	10	9	5	0	6	143	.357	1	1	0	2	7
14	Aubrey Denno	7.18	1-2	5	3	0	0/0	0	12.2	28	15	13	2	3	3	0	3	63	.444	0	0	0	0	4
Totals		4.62	6-9	15	15	7	2/0	1	109.0	149	84	72	24	52	25	1	15	465	.320	1	4	0	2	18
Opponents		3.94	9-6	15	15	9	1/0	1	103.0	102	61	58	51	67	20	3	16	397	.257	1	10	0	4	8

PB - Team (1), C. SMITH 1, Opp (2). SBA/ATT - Krumrey (11-14), Hayes (9-13), C. Smith (12-13), Schilling (9-9), Denno (1-3).

### Pitching Statistics (Away Games: 11-11, 8-6 OVC)

No.	Name	ERA	W-L	APP	GS	CG	SHO	SV	IP	H	R	ER	BB	SO	2B	3B	HR	AB	B/Avg.	WP	HBP	BK	SFA	SHA
19	Madeline Krumrey	3.25	9-3	14	12	7	0/0	1	84.0	104	49	39	29	41	14	3	9	351	.296	3	2	0	7	5
12	Keaira Schilling	6.62	2-7	14	8	3	0/0	2	43.1	74	48	41	16	10	13	0	7	204	.363	3	4	2	3	3
14	Aubrey Denno	7.76	0-1	8	2	0	0/0	1	15.1	23	20	17	13	4	1	0	6	66	.348	3	1	0	1	3
Totals		4.76	11-11	22	22	10	0/0	4	142.2	201	117	97	58	55	28	3	22	621	.324	9	7	2	11	11
Opponents		4.09	11-11	22	22	10	2/0	1	149.0	188	108	87	60	92	26	0	12	620	.303	9	5	0	4	9

PB - Team (8), Hayes 4, C. Smith 4, Opp (4). Pickoffs - Team (2), Hayes 1, C. Smith 1. SBA/ATT - C. Smith (18-20), Schilling (16-18), Hayes (15-16), Krumrey (12-13), Denno (5-5).

### Pitching Statistics (Neutral Games: 2-7)

No.	Name	ERA	W-L	APP	GS	CG	SHO	SV	IP	H	R	ER	BB	SO	2B	3B	HR	AB	B/Avg.	WP	HBP	BK	SFA	SHA
19	Madeline Krumrey	7.64	0-4	7	5	0	0/0	0	29.1	44	35	32	17	13	5	3	6	127	.346	0	1	0	2	2
12	Keaira Schilling	8.62	2-1	8	3	0	0/0	0	18.2	43	24	23	7	8	8	0	3	98	.439	5	2	2	0	0
14	Aubrey Denno	9.28	0-2	6	1	0	0/0	0	14.1	29	22	19	6	3	5	0	3	65	.446	1	1	0	0	6
Totals		8.31	2-7	9	9	0	0/0	0	62.1	116	81	74	30	24	18	3	12	290	.400	6	4	2	2	8
Opponents		4.24	7-2	9	9	2	1/0	0	66.0	87	52	40	28	14	13	3	11	279	.312	3	5	0	0	2

PB - Team (2), Hayes 2, Opp (2). Pickoffs - Team (1), C. Smith 1. SBA/ATT - Hayes (3-7), Krumrey (2-6), C. Smith (2-4), Denno (1-3), Schilling (2-2).

### Pitching Statistics (Non-Conference Games: 7-15; Home: 2-3; Away: 3-5; Neutral: 2-7)

No.	Name	ERA	W-L	APP	GS	CG	SHO	SV	IP	H	R	ER	BB	SO	2B	3B	HR	AB	B/Avg.	WP	HBP	BK	SFA	SHA
19	Madeline Krumrey	4.57	4-5	14	11	4	0/0	1	76.2	98	62	50	33	38	12	5	9	321	.305	2	3	0	5	5
14	Aubrey Denno	7.53	1-4	15	4	0	0/0	1	35.1	67	45	38	17	9	9	0	7	161	.416	4	1	0	1	11
12	Keaira Schilling	9.86	2-6	15	7	0	0/0	0	38.1	89	60	54	19	14	11	0	9	199	.447	7	5	4	1	6
Totals		6.61	7-15	22	22	4	0/0	2	150.1	254	167	142	69	61	32	5	25	681	.373	13	9	4	7	22
Opponents		3.86	15-7	22	22	8	2/0	1	154.0	182	105	85	65	79	29	4	17	626	.291	7	7	0	3	5

PB - Team (8), Hayes 5, C. Smith 3, Opp (5). Pickoffs - Team (2), C. Smith 2. SBA/ATT - C. Smith (22-26), Schilling (22-23), Hayes (17-23), Krumrey (11-16), Denno (6-10).



# Southeast Missouri State REDHAWKS

## GAME 1

### ALABAMA STATE 8, SOUTHEAST MISSOURI 5

February 13, 2015 • Monroe, La.

	1	2	3	4	5	6	7		R	H	E
Southeast Missouri	0	0	0	2	2	1	0	-	5	8	1
Alabama State	0	0	3	0	2	3	X	-	8	11	2
WP-Christmann, M. (1-0) LP-KRUMREY, Madeline (0-1) T-1:53 A-104											
HR SEMO - FORTNER, Kayla (1)											
HR ALST - Wilson, B. (1)											

## GAME 2

### UL MONROE 11, SOUTHEAST MISSOURI 3

February 13, 2015 • Monroe, La.

	1	2	3	4	5	6		R	H	E
Southeast Missouri	0	0	0	1	0	2	-	3	5	2
UL Monroe	0	3	2	1	2	3	-	11	11	1
WP-Coyne (1-1) LP-SCHILLING, Keaira (0-1) T-1:54 A-204										
HR SEMO - FORTNER, Kayla (1)										
HR ULM - Bohack (1), Garcia (1)										

## GAME 3

### ALABAMA STATE 12, SOUTHEAST MISSOURI 7

February 14, 2015 • Monroe, La.

	1	2	3	4	5	6	7		R	H	E
Alabama State	2	1	1	0	0	5	3	-	12	16	3
Southeast Missouri	2	2	0	0	0	0	3	-	7	9	2
WP-Phelps, M. (2-2) LP-SCHILLING, Keaira (0-2) T-2:07 A-121											
HR ALST - Johnson, A. (1), Wilson, B. (1)											
HR SEMO - FORTNER, Kayla (1)											

## GAME 4

### SOUTHEAST MISSOURI 11, GRAMBLING STATE 7

February 14, 2015 • Monroe, La.

	1	2	3	4	5	6	7		R	H	E
Grambling State	1	0	2	0	4	0	0	-	7	9	1
Southeast Missouri	2	0	1	0	8	0	X	-	11	15	1
WP-SCHILLING, Keaira (1-2) LP-Wunderly (0-1) T-2:07 A-157											
HR GRAMSB - Carmouche (1), Arceneaux (1)											
HR SEMO - FORTNER, Kayla (1), PATTERSON, Lindsey 2 (2)											

## GAME 5

### SOUTHEAST MISSOURI 10, GRAMBLING STATE 8

February 15, 2015 • Monroe, La.

	1	2	3	4	5	6	7		R	H	E
Southeast Missouri	1	1	3	1	0	2	2	-	10	16	3
Grambling State	0	0	0	2	0	6	0	-	8	14	3
WP-SCHILLING, Keaira (2-2) LP-Wunderly (0-2) T-2:42 A-0											
HR SEMO - PRUETT, Darby (1), DUFFE, Leah (1)											

## GAME 6

### SOUTHEAST MISSOURI 10, SOUTHEASTERN LA. 8

February 27, 2015 • Hammond, La.

	1	2	3	4	5	6	7		R	H	E
Southeastern La.	0	0	0	2	1	0	5	-	8	14	0
Southeast Missouri	1	0	2	2	5	0	X	-	10	18	3
WP-KRUMREY, Madeline (1-1) Save-DENNO, Aubrey(1)											
LP-Ayala, N. (2-2) T-2:17 A-153											
HR SLU - Booker, S. (2)											

## GAME 7

### SAINT LOUIS 8, SOUTHEAST MISSOURI 7

February 27, 2015 • Hammond, La.

	1	2	3	4	5	6	7		R	H	E
Southeast Missouri	0	1	1	0	4	0	1	-	7	8	0
Saint Louis	1	3	0	0	0	1	3	-	8	11	1
WP-Kneib, L. LP-DENNO, Aubrey (0-1) T-2:16 A-78											
HR SEMO - FORTNER, Kayla											
HR STL - Weavers, H.											

## GAME 8

### UT MARTIN 2, SOUTHEAST MISSOURI 1

February 28, 2015 • Hammond, La.

	1	2	3	4	5	6	7	8		R	H	E
Southeast Missouri	0	0	0	0	0	0	1	0	-	1	6	4
UT Martin	0	0	1	0	0	0	0	1	-	2	4	0
WP-TATE (1-1) LP-KRUMREY, Madeline (1-2) T-2:13 A-117												
HR SEMO - DUFFE, Leah (2)												

## GAME 9

### UT MARTIN 2, SOUTHEAST MISSOURI 1

March 1, 2015 • Hammond, La.

	1	2	3	4	5	6	7		R	H	E
Arkansas	0	0	0	0	3	2	0	-	5	12	0
Southeast Missouri	0	2	0	0	0	0	0	-	2	5	1
WP-MEINEN (1-1) LP-DENNO, Aubrey (0-2) T-1:51 A-70											
HR AR - MEINEN											

## GAME 10

### MISSOURI 2, SOUTHEAST MISSOURI 1

March 11, 2015 • Columbia, Mo.

	1	2	3	4	5	6	7		R	H	E
Southeast Missouri	1	0	0	0	0	0	0	-	1	3	1
Missouri	0	0	0	0	0	0	2	-	2	6	1
WP-Lowary (8-0) LP-SCHILLING, Keaira (2-3) T-2:12 A-875											

## GAME 11

### MISSOURI 10, SOUTHEAST MISSOURI 1

March 11, 2015 • Columbia, Mo.

	1	2	3	4	5		R	H	E
Southeast Missouri	0	0	0	1	0	-	1	4	0
Missouri	4	5	0	1	X	-	10	11	0
WP-Finucane (6-3) LP-SCHILLING, Keaira (2-4) T-1:30 A-976									
HR SEMO - FORTNER, Kayla									
HR MIZ - Roth, Bange									

## LINE SCORES

### GAME 12

#### SOUTHEAST MISSOURI 9, UT MARTIN 6

March 17, 2015 • Cape Girardeau, Mo.

	1	2	3	4	5	6	7		R	H	E
UT Martin	2	0	0	0	2	2	0	-	6	6	0
Southeast Missouri	0	0	3	0	3	3	X	-	9	14	3

WP-KRUMREY, Madeline (2-2) LP-VINCENT T-2:15 A-215

HR UTM - TATE

HR SEMO - ANDERSON, Alexis, FORTNER, Kayla

### GAME 13

#### UT MARTIN 6, SOUTHEAST MISSOURI 3

March 17, 2015 • Cape Girardeau, Mo.

	1	2	3	4	5	6	7	8		R	H	E
UT Martin	0	0	1	1	1	0	0	3	-	6	11	1
Southeast Missouri	0	0	2	0	0	0	1	0	-	3	5	1

WP-WIEGAND (5-4) LP-SCHILLING, Keaira (2-5) T-2:30 A-175

HR UTM - TATE (4)

### GAME 14

#### INDIANA STATE 9, SOUTHEAST MISSOURI 4

March 18, 2015 • Cape Girardeau, Mo.

	1	2	3	4	5	6	7		R	H	E
Indiana State	1	0	0	2	3	3	0	-	9	18	1
Southeast Missouri	2	1	1	0	0	0	0	-	4	7	1

WP-Klopp (1-0) Save-Lockwood(1) LP-DENNO, Aubrey (0-3)

T-2:15 A-94

### GAME 15

#### UT MARTIN 6, SOUTHEAST MISSOURI 3

March 18, 2015 • Cape Girardeau, Mo.

	1	2	3	4	5	6	7	8		R	H	E
Indiana State	1	0	2	0	0	0	2	4	-	9	13	1
Southeast Missouri	2	1	0	2	0	0	0	0	-	5	9	5

WP-Lockwood (6-7) LP-KRUMREY, Madeline (2-3) T-2:35 A-65

### GAME 16

#### TENNESSEE TECH 3, SOUTHEAST MISSOURI 0

March 21, 2015 • Cookeville, Tenn.

	1	2	3	4	5	6	7		R	H	E
Southeast Missouri	0	0	0	0	0	0	0	-	0	5	0
Tennessee Tech	0	0	1	0	0	2	X	-	3	4	0

WP-LIBERATORE, Danielle (9-5) LP-SCHILLING, Keaira (2-6) T-1:25

A-140 HR TTU - SAKAMOTO, Angi (4), BENNETT, Olivia (8)

### GAME 17

#### SOUTHEAST MISSOURI 6, TENNESSEE TECH 4

March 21, 2015 • Cookeville, Tenn.

	1	2	3	4	5	6	7		R	H	E
Southeast Missouri	0	2	0	2	0	2	0	-	6	11	0
Tennessee Tech	0	0	0	2	1	1	0	-	4	9	3

WP-KRUMREY, Madeline (3-3) Save-SCHILLING, Keaira(1)

LP-WEAVER, Hannah (6-5) T A-160 A-160 ah

HR TTU - BENNETT, Olivia 2 (10), TAYLOR, Madison (2)

### GAME 18

#### JACKSONVILLE STATE 10, SOUTHEAST MISSOURI 4

March 23, 2015 • Jacksonville, Ala.

	1	2	3	4	5	6	7		R	H	E
Southeast Missouri	0	0	1	1	0	2	0	-	4	10	2
Jacksonville State	3	0	3	2	0	2	X	-	10	11	0

WP-KRUMREY, Madeline (3-3) Save-SCHILLING, Keaira(1)

WP-WEST, T. (6-2) LP-SCHILLING, Keaira (2-7) T-1:55 A-313

HR JSU - GILLESPIE, W 2 (6), DENES, E. (5), OLIVER, C. (5),

SLOAN, S. (1)

### GAME 19

#### JACKSONVILLE STATE 6, SOUTHEAST MISSOURI 5

March 23, 2015 • Jacksonville, Ala.

	1	2	3	4	5	6	7		R	H	E
Southeast Missouri	0	0	0	1	1	3	0	-	5	9	2
Jacksonville State	1	0	3	0	0	0	2	-	6	8	1

WP-GILLESPIE, W (7-2) LP-KRUMREY, Madeline (3-4) T-2:27 A-491

HR SEMO - PATTERSON, Lindsey (3), FORTNER, Kayla (8)

HR JSU - BORDERS, S. (8)

### GAME 20

#### SIU EDWARDSVILLE 12, SOUTHEAST MISSOURI 3

March 28, 2015 • Cape Girardeau, Mo.

	1	2	3	4	5	6		R	H	E
SIUE	0	7	1	0	2	2	-	12	16	0
Southeast Missouri	0	0	1	0	2	0	-	3	5	1

WP-Chambers (15-3) LP-DENNO, Aubrey (0-4) T-1:59 A-135

HR SIUE - Chambers, Keller, Toney

HR SEMO - FORTNER, Kayla

### GAME 21

#### SIU EDWARDSVILLE 7, SOUTHEAST MISSOURI 0

March 28, 2015 • Cape Girardeau, Mo.

	1	2	3	4	5	6	7		R	H	E
SIUE	0	0	2	0	0	1	4	-	7	12	0
Southeast Missouri	0	0	0	0	0	0	0	-	0	1	1

WP-Douglass (10-2) LP-KRUMREY, Madeline (3-5) T-2:03 A-155

### GAME 22

#### SIU EDWARDSVILLE 8, SOUTHEAST MISSOURI 4

March 29, 2015 • Cape Girardeau, Mo.

	1	2	3	4	5	6	7		R	H	E
SIUE	0	4	1	1	0	0	2	-	8	13	0
Southeast Missouri	3	0	1	0	0	0	0	-	4	6	1

WP-Chambers (16-3) LP-KRUMREY, Madeline (3-6) T-1:52 A-225

HR SIUE - Chambers (6), McDavid 2 (4), LaFave (4)

HR SEMO - CARPENTER, Savannah (1)





# Southeast Missouri State REDHAWKS

## GAME 23

### SOUTHEAST MISSOURI 8, MISSOURI STATE 4

March 31, 2015 • Springfield, Mo.

	1	2	3	4	5	6	7		R	H	E
Southeast Missouri	1	1	2	0	0	1	3	-	8	12	2
Missouri State	0	0	0	0	1	2	1	-	4	11	4
WP-KRUMREY, Madeline (4-6) LP-Struempf,E (6-8) T-2:11 A-0											
HR SEMO - PATTERSON, Lindsey (4), MCDANNOLD, Taylor (1)											
HR MSU - McPherson,R (6)											

## GAME 24

### SOUTHEAST MISSOURI 8, MISSOURI STATE 4

March 31, 2015 • Springfield, Mo.

	1	2	3	4	5	6	7		R	H	E
Southeast Missouri	0	0	0	0	0	0	0	-	0	4	1
Missouri State	1	1	0	1	1	0	X	-	4	6	0
WP-Jones,C (9-6) LP-DENNO, Aubrey (0-5) T-1:51 A-136											
HR MSU - Thomas,C (9)											

## GAME 25

### SOUTHEAST MISSOURI 7, TENNESSEE STATE 2

April 3, 2015 • Nashville, Tenn.

	1	2	3	4	5	6	7		R	H	E
Southeast Missouri	0	0	1	2	0	2	2	-	7	12	3
Tennessee State	0	1	0	0	1	0	0	-	2	8	2
WP-KRUMREY, Madeline (5-6) LP-Galyon (2-9) T-2:12 A-214											
HR SEMO - FORTNER, Kayla (10)											

## GAME 26

### SOUTHEAST MISSOURI 4, BELMONT 2

April 4, 2015 • Nashville, Tenn.

	1	2	3	4	5	6	7		R	H	E
Southeast Missouri	0	0	2	2	0	0	0	-	4	6	1
Belmont	1	0	0	0	0	0	1	-	2	10	2
WP-KRUMREY, Madeline (6-6) LP-MOON (3-13) T-2:20 A-104											

## GAME 27

### SOUTHEAST MISSOURI 4, BELMONT 3

April 4, 2015 • Nashville, Tenn.

	1	2	3	4	5	6	7		R	H	E
Southeast Missouri	1	1	0	0	1	1	0	-	4	9	2
Belmont	0	1	0	1	0	0	1	-	3	7	0
WP-SCHILLING, Keaira (3-7) LP-CLANCY (1-4) T-2:00 A-107											
HR SEMO - FORTNER, Kayla (11)											

## GAME 28

### SOUTHEAST MISSOURI 4, SOUTHERN ILLINOIS 3

April 8, 2015 • Cape Girardeau, Mo.

	1	2	3	4	5	6	7	8	9	10	R	H	E
Southern Illinois	0	0	0	0	0	2	0	1	0	0	3	8	1
Southeast Missouri	0	0	0	0	2	0	0	1	0	1	4	7	3
WP-KRUMREY, Madeline (7-6) LP-Bertelsen,Katie (11-9) T-2:28 A-210													
HR SIU - Jones,Sydney (6)													

## GAME 29

### MURRAY STATE 4, SOUTHEAST MISSOURI 3

April 11, 2015 • Murray, Ky.

	1	2	3	4	5	6	7		R	H	E
Southeast Missouri	0	0	0	1	0	0	2	-	3	8	2
Murray State	0	1	0	0	1	1	1	-	4	7	1
WP-GASKEY (12-7) Save-CAMPBELL(2) LP-KRUMREY, Madeline (7-7) T-1:58 A-0											

## GAME 30

### MURRAY STATE 6, SOUTHEAST MISSOURI 5

April 11, 2015 • Murray, Ky.

	1	2	3	4	5	6	7		R	H	E
Southeast Missouri	0	0	0	0	3	0	2	-	5	6	0
Murray State	3	0	0	0	2	0	1	-	6	14	3
WP-FRANCIS (1-1) LP-SCHILLING, Keaira (3-8) T-2:12 A-333											
HR SEMO - PATTERSON, Lindsey (5)											

## GAME 31

### MURRAY STATE 2, SOUTHEAST MISSOURI 1

April 12, 2015 • Murray, Ky.

	1	2	3	4	5	6	7		R	H	E
Southeast Missouri	0	0	0	0	0	0	1	-	1	1	1
Murray State	0	0	0	0	0	0	2	-	2	7	1
WP-GASKEY (13-7) LP-KRUMREY, Madeline (7-8) T-1:39 A-212											
HR SEMO - FORTNER, Kayla (12)											

## GAME 32

### SOUTHEAST MISSOURI 1, MOREHEAD STATE 0

April 18, 2015 • Cape Girardeau, Mo.

	1	2	3	4	5	6	7		R	H	E
Morehead State	0	0	0	0	0	0	0	-	0	1	1
Southeast Missouri	0	0	0	0	1	0	X	-	1	5	0
WP-KRUMREY, Madeline (8-8) LP-GROSSMANN (10-7) T-1:25 A-123											

## GAME 33

### MOREHEAD STATE 3, SOUTHEAST MISSOURI 1

April 18, 2015 • Cape Girardeau, Mo.

	1	2	3	4	5	6	7		R	H	E
Morehead State	0	0	2	0	1	0	0	-	3	7	1
Southeast Missouri	0	0	0	0	0	1	0	-	1	1	2
WP-SEUFERER (7-5) LP-KRUMREY, Madeline (8-9) T-1:38 A-123											
HR SEMO - FORTNER, Kayla (13)											

## GAME 34

### SAINT LOUIS 6, SOUTHEAST MISSOURI 3

April 22, 2015 • Cape Girardeau, Mo.

	1	2	3	4	5	6	7		R	H	E
Saint Louis	1	2	1	1	0	1	0	-	6	13	0
Southeast Missouri	2	0	1	0	0	0	0	-	3	8	1
WP-Lore, B. (15-9) LP-SCHILLING, Keaira (3-9) T-2:00 A-325											
HR STL - Nickel, A. (8), Everingham, (7), Tarquinio, A (5)											
HR SEMO - FORTNER, Kayla (14)											

## LINE SCORES

### GAME 35

#### SOUTHEAST MISSOURI 5, SAINT LOUIS 4

April 22, 2015 • Cape Girardeau, Mo.

	1	2	3	4	5	6	7		R	H	E
Saint Louis	1	2	0	1	0	0	0	-	4	8	0
Southeast Missouri	0	0	0	3	2	0	X	-	5	4	3

WP-DENNO, Aubrey (1-5) Save-KRUMREY, Madeline(1) LP-Kneib, L. (6-1) T-1:45 A-150 HR STL - Nickel, A. (9)

HR SEMO - HAYES, Riley (1)

### GAME 36

#### SOUTHEAST MISSOURI 12, TENNESSEE STATE 4

April 3, 2015 • Nashville, Tenn.

	1	2	3	4	5	6	7		R	H	E
Southeast Missouri	6	4	0	0	0	0	2	-	12	14	3
Tennessee State	1	0	1	0	2	0	0	-	4	9	2

WP-KRUMREY, Madeline (9-9) LP-Green (5-15) T-2:09 A-356

HR SEMO - HAYES, Riley

### GAME 37

#### SOUTHEAST MISSOURI 6, EASTERN ILLINOIS 0

April 25, 2015 • Cape Girardeau, Mo.

	1	2	3	4	5	6	7		R	H	E
Eastern Illinois	0	0	0	0	0	0	0	-	0	4	0
Southeast Missouri	1	0	0	0	4	1	X	-	6	9	0

WP-KRUMREY, Madeline (9-9) LP-Green (5-15) T-2:09 A-356

HR SEMO - HAYES, Riley

### GAME 38

#### SOUTHEAST MISSOURI 9, EASTERN ILLINOIS 4

April 25, 2015 • Cape Girardeau, Mo.

	1	2	3	4	5	6	7		R	H	E
Eastern Illinois	0	0	0	0	3	0	1	-	4	6	1
Southeast Missouri	3	0	3	3	0	0	X	-	9	11	1

WP-SCHILLING, Keaira (4-9) LP-ROGERS (6-12) T-1:42 A-130

HR EIU - WATSON (1)

HR SEMO - FORTNER, Kayla (16), CARPENTER, Savannah 2 (3),

PATTERSON, Lindsey (6), HAYES, Riley (4), PRUETT

### GAME 39

#### EASTERN ILLINOIS 7, SOUTHEAST MISSOURI 4

April 26, 2015 • Cape Girardeau, Mo.

	1	2	3	4	5	6	7		R	H	E
Eastern Illinois	0	0	0	0	3	3	1	-	7	13	1
Southeast Missouri	0	1	0	0	1	0	2	-	4	10	0

WP-WIREMAN (10-11) LP-KRUMREY, Madeline (10-10) T-2:10 A-236

HR SEMO - PATTERSON, Lindsey (7)

### GAME 40

#### ARKANSAS 13, SOUTHEAST MISSOURI 5

April 29, 2015 • Fayetteville, Ark.

	1	2	3	4	5		R	H	E
Southeast Missouri	2	0	1	2	0	-	5	7	3
Arkansas	5	0	1	5	2	-	13	14	1

WP-MOLL (1-7) LP-SCHILLING, Keaira (4-10) T-1:38 A-0

HR AR - JAMES (2)

### GAME 41

#### SOUTHEAST MISSOURI 4, ARKANSAS 3

April 29, 2015 • Fayetteville, Ark.

	1	2	3	4	5	6	7	8		R	H	E
Southeast Missouri	2	0	0	0	0	0	0	2	-	4	7	2
Arkansas	0	0	0	0	0	2	0	1	-	3	5	1

WP-KRUMREY, Madeline (11-10) LP-WRIGHT (10-12) T-2:09 A-371

### GAME 42

#### SOUTHEAST MISSOURI 8, AUSTIN PEAY 1

May 2, 2015 • Clarksville, Tenn.

	1	2	3	4	5	6	7		R	H	E
Southeast Missouri	0	2	0	2	1	2	1	-	8	14	1
Austin Peay	1	0	0	0	0	0	0	-	1	5	3

WP-KRUMREY, Madeline (12-10) LP-AYALA (5-15) T-1:46 A-135

### GAME 43

#### SOUTHEAST MISSOURI 6, AUSTIN PEAY 5

May 2, 2015 • Clarksville, Tenn.

	1	2	3	4	5	6	7		R	H	E
Southeast Missouri	1	0	0	0	0	0	5	-	6	11	2
Austin Peay	0	1	3	0	1	0	0	-	5	11	2

WP-SCHILLING, Keaira (5-10) Save-KRUMREY, Madeline(2)

LP-BLACKWOOD (1-4) T-1:4 A-135 A-135

### GAME 44

#### SOUTHEAST MISSOURI 11, AUSTIN PEAY 10

May 3, 2015 • Clarksville, Tenn.

	1	2	3	4	5	6	7		R	H	E
Southeast Missouri	4	1	0	3	0	3	0	-	11	12	0
Austin Peay	0	1	3	0	1	0	5	-	10	13	4

WP-SCHILLING, Keaira (5-10) Save-KRUMREY, Madeline(2)

LP-BLACKWOOD (1-4) T-1:4 A-135 A-135

### GAME 45

#### JACKSONVILLE STATE 21, SOUTHEAST MISSOURI 0

OVC Tournament

May 6, 2015 • Edwardsville, Ill.

	1	2	3	4	5		R	H	E
Southeast Missouri	0	0	0	0	0	-	0	5	0
Jacksonville State	9	7	3	2	X	-	21	25	1

WP-WEST, T. (13-4) LP-KRUMREY, Madeline (13-11) T-1:43 A-0

HR JSU - DENES, E. (8), BORDERS, S. (17), McGuire, J. (2)

### GAME 46

#### EASTERN ILLINOIS 10, SOUTHEAST MISSOURI 9

OVC Tournament

May 6, 2015 • Edwardsville, Ill.

	1	2	3	4	5	6	7	8	9	10	11	12	R	H	E
Southeast Missouri	1	0	6	0	0	2	0	0	0	0	0	0	9	15	3
Eastern Illinois	1	0	0	0	2	4	2	0	0	0	0	1	10	14	2

WP-ROGERS (9-12) LP-KRUMREY, Madeline (13-12) T-3:07 A-0

HR SEMO - ANDERSON, Alexis (2), HAYES, Riley (6)

HR EIU - COLE 2 (8)



# Southeast Missouri State REDHAWKS

## Miscellaneous Statistics

### Hitting Game Highs

At bats:	51
Runs scored:	12
Hits:	18
RBIs:	12
Doubles:	5
Triples:	1
Home runs:	6
Total bases:	31
Walks:	7
Strikeouts:	9
Sac hits:	2
Sac flies:	1
Stolen bases:	6
Hit by pitch:	3
Caught stealing:	2
Runners LOB:	13
Hit into DP:	2

### Pitching Game Highs

Innings pitched:	11.0
Runs allowed:	21
Earned runs:	21
Walks allowed:	8
Strikeouts:	11
Hits allowed:	25
Doubles allowed:	7
Triples allowed:	1
Homers allowed:	5
Wild pitches:	3
Hit batters:	2

### Individual Hitting Game Highs

At bats:	7
Runs scored:	3
Hits:	4
RBIs:	5
Doubles:	3
Triples:	1
Home runs:	2
Total bases:	10
Walks:	3
Strikeouts:	3
Sac hits:	2
Sac flies:	1
Stolen bases:	2
Hit by pitch:	1
Caught stealing:	1
Runners LOB:	7

### Individual Pitching Game Highs

Innings pitched:	10.0
Runs allowed:	11
Earned runs:	10
Walks allowed:	6
Strikeouts:	9
Hits allowed:	14
Doubles allowed:	7
Triples allowed:	1
Homers allowed:	4
Wild pitches:	2

vs Eastern Illinois (05-07-15 at Edwardsville, Ill.)
at Tennessee State (04-03-15)
vs Southeastern La. (02-27-15)
at Tennessee State (04-03-15)
vs Grambling State (02-15-15 at Monroe, La.)
(6 games)
vs Eastern Illinois (04-25-15)
vs Eastern Illinois (04-25-15)
(2 games)
(2 games)
(5 games)
(8 games)
vs Morehead State (04-18-15)
vs SIUE (03-28-15)
vs Alabama St (02-14-15 at Monroe, La.)
vs Eastern Illinois (05-07-15 at Edwardsville, Ill.)
(3 games)

vs Eastern Illinois (05-07-15 at Edwardsville, Ill.)
vs Jacksonville State (05-06-15 at Edwardsville, Ill.)
vs Jacksonville State (05-06-15 at Edwardsville, Ill.)
at Missouri (03-11-15)
vs Eastern Illinois (04-26-15)
vs Jacksonville State (05-06-15 at Edwardsville, Ill.)
vs SIUE (03-28-15)
(7 games)
at Jacksonville State (03-23-15)
vs St. Louis (02-27-15 at Hammond, La.)
(2 games)

(2 games)
(5 games)
(6 games)
Patterson vs Grambling State (02-14-15)
McDannold vs Grambling State (02-15-15)
(6 games)
(2 games)
Patterson vs Grambling State (02-14-15)
(2 games)
Patterson vs SIUE (03-28-15)
(2 games)
(8 games)
Eccles vs Southeastern La. (02-27-15)
(20 games)
(15 games)
(2 games)

(2 games)
Schilling at Arkansas (04-29-15)
Krumrey at Austin Peay (05-03-15)
Krumrey at Missouri (03-11-15)
(2 games)
Schilling at Murray St. (04-11-15)
Krumrey vs SIUE (03-28-15)
(7 games)
Krumrey vs SIUE (03-29-15)
Schilling vs St. Louis (02-27-15 at Hammond, La.)

## Multiple-Hit Games

Player	2	3	4	5+	Total
Taylor McDannold	11	2	2	-	15
Savannah Carpenter	12	3	-	-	15
Lindsey Patterson	9	5	1	-	15
Kayla Fortner	10	2	1	-	13
Alexis Anderson	5	2	1	-	8
Claire Wernig	5	2	-	-	7
Nicole Deering	6	-	-	-	6
Riley Hayes	3	1	-	-	4
Chelsea Smith	4	-	-	-	4
Leah Duffe	3	-	-	-	3
Meaghan Touchette	2	1	-	-	3
India Davis	2	-	1	-	3
Shelby Eccles	1	-	-	-	1

## Multiple-RBI Games

Player	2	3	4	5+	Total
Kayla Fortner	7	3	2	-	12
Lindsey Patterson	3	3	1	1	8
Taylor McDannold	5	1	-	-	6
Riley Hayes	4	2	-	-	6
Savannah Carpenter	3	1	-	-	4
Meaghan Touchette	2	-	1	-	3
Claire Wernig	1	2	-	-	3
India Davis	2	-	-	-	2
Leah Duffe	1	-	-	-	1
Darby Pruett	1	-	-	-	1
Chelsea Smith	1	-	-	-	1
Alexis Anderson	-	1	-	-	1

## Inning-by-Inning Summary

Inning	SEMO	Opp.
First	38	40
Second	20	40
Third	32	37
Fourth	31	25
Fifth	40	42
Sixth	28	48
Seventh	28	39
Eighth	3	10
Extra Innings	1	1
Total	221	282

## Longest Hitting Streaks of Season

Player	Games
Kayla Fortner	8
Lindsey Patterson	7
Alexis Anderson	6
Riley Hayes	6
Savannah Carpenter	6
Nicole Deering	5
Taylor McDannold	5
India Davis	4
Darby Pruett	4
Claire Wernig	4
Meaghan Touchette	3
Leah Duffe	2
Shelby Eccles	2
Chelsea Smith	2
Jamie Woodworth	1





**OPPONENTS**

---





# Southeast Missouri State REDHAWKS

## LOUISIANA TECH

Feb. 12, 2016 • 3 p.m., CT • Gulf Shores, Ala.



### General Information

Location..... Ruston, La.  
Enrollment..... 12,414  
Nickname..... Lady Techsters  
Colors..... Blue & Red  
Conference..... Conference USA  
President..... Dr. Les Guice  
Athletic Director..... Tommy McClelland

### Coaching Staff

Head Coach..... Mark Montgomery  
Career Record..... 407-398  
Record at School..... 77-78  
Assistant Coaches..... Emerald Doria, CJ Browder,  
Mike Forsythe

### Team Information

2015 Record..... 31-19  
Conference Record..... 12-9  
Starters Returning/Lost..... 7/2  
Letterwinners Returning/Lost..... 15/2

### Sports Information

Contact..... Blake Bolin  
Office Phone..... (318) 257-3144  
Email..... bolin@latech.edu  
Fax..... (318) 257-3757  
Website..... LATechSports.com

## LOUISIANA LAFAYETTE

Feb. 13, 2016 • Noon, CT • Gulf Shores, Ala.



### General Information

Location..... Lafayette, La.  
Enrollment..... 19,033  
Nickname..... Ragin' Cajuns  
Colors..... Vermillion & White  
Conference..... Sun Belt  
President..... Dr. E. Joseph Savoie  
Athletic Director..... Scott Farmer

### Coaching Staff

Head Coach..... Michael Lotief  
Career Record..... 638-159-1  
Record at School..... Same  
Assistant Coach..... Chris Malveaux

### Team Information

2015 Record..... 42-12  
Conference Record..... 20-3  
Starters Returning/Lost..... 8/1  
Letterwinners Returning/Lost..... 18/6

### Sports Information

Contact..... Matt Hebert  
Office Phone..... (337) 482-6330  
Email..... matth@louisiana.edu  
Website..... RaginCajuns.com

## HOUSTON BAPTIST

Feb. 13, 2016 • 6 p.m., CT • Gulf Shores, Ala.



### General Information

Location..... Houston, Texas  
Enrollment..... 3,160  
Nickname..... Huskies  
Colors..... Royal Blue & Orange  
Conference..... Southland  
President..... Dr. Robert B. Sloan, Jr.  
Athletic Director..... Steve Moniaci

### Coaching Staff

Head Coach..... Mary-Ellen Hall  
Career Record..... 743-438  
Record at School..... Same  
Assistant Coaches..... Roger Willhite, Ken Glass

### Team Information

2015 Record..... 13-32  
Conference Record..... 5-20  
Starters Returning/Lost..... 6/3  
Letterwinners Returning/Lost..... 10/7

### Sports Information

Contact..... Kyle Rogers  
Office Phone..... (281) 649-3208  
Email..... karogers@hbu.edu  
Fax..... (281) 649-3496  
Website..... HBUHuskies.com

## CENTRAL ARKANSAS

Feb. 14, 2016 • 9 a.m., CT • Gulf Shores, Ala.



### General Information

Location..... Conway, Ark.  
Enrollment..... 11,698  
Nickname..... Bears  
Colors..... Purple & Gray  
Conference..... Southland  
President..... Tom Courtway  
Athletic Director..... Dr. Brad Teague

### Coaching Staff

Head Coach..... David Kuhn  
Assistant Coaches..... Jenny Parsons, Haylee Parker

### Team Information

2015 Record..... 35-21  
Conference Record..... 16-8  
Starters Returning/Lost..... N/A  
Letterwinners Returning/Lost..... N/A

### Sports Information

Contact..... Charlie Skinner  
Office Phone..... (501) 852-0708  
Email..... cskinner@uca.edu  
Website..... UCASports.com

## SOUTH ALABAMA

Feb. 14, 2016 • Noon, CT • Gulf Shores, Ala.



### General Information

Location..... Mobile, Ala.  
Enrollment..... 16,055  
Nickname..... Jaguars  
Colors..... Red, Blue & White  
Conference..... Sun Belt  
President..... Dr. Tony G. Waldrop  
Athletic Director..... Dr. Joel Erdmann

### Coaching Staff

Head Coach..... Becky Clark  
Career Record..... 470-209-2  
Record at School..... 314-176-1  
Assistant Coaches..... Kristina McCain,  
Hannah Campbell

### Team Information

2015 Record..... 40-13  
Conference Record..... 16-4  
Starters Returning/Lost..... 5/4  
Letterwinners Returning/Lost..... 7/9

### Sports Information

Contact..... Zac Kennedy  
Office Phone..... (251) 414-8022  
Email..... zkennedy@southalabama.edu  
Website..... USAJaguars.com

## WESTERN CAROLINA

Feb. 26, 2016 • 11:45 a.m., CT • Bowling Green, Ky.



### General Information

Location..... Cullowhee, N.C.  
Enrollment..... 10,340  
Nickname..... Catamounts  
Colors..... Purple & Gold  
Conference..... Southern  
Chancellor..... Dr. David Belcher  
Athletic Director..... Randy Eaton

### Coaching Staff

Head Coach..... Jim Clift  
Career Record..... 85-135  
Record at School..... Same  
Assistant Coach..... Danielle Glosson

### Team Information

2015 Record..... 22-31  
Conference Record..... 8-9  
Starters Returning/Lost..... 7/2  
Letterwinners Returning/Lost..... 12/5

### Sports Information

Contact..... Denise Gideon  
Office Phone..... (828) 227-2336  
Email..... dgideon@email.wcu.edu  
Fax..... (828) 227-7688  
Website..... CatamountSports.com

## 2016 OPPONENTS

### BALL STATE

Feb. 26, 2016 • 4:15 p.m., CT • Gulf Shores, Ala.



#### General Information

Location..... Muncie, Ind.  
Enrollment..... 21,196  
Nickname..... Cardinals  
Colors..... Cardinal & White  
Conference..... Mid-American (West Division)  
President..... Dr. Terry King  
Athletic Director..... Mark Sandy

#### Coaching Staff

Head Coach..... Megan Ciolli Bartlett  
Career Record..... First Season  
Record at School..... First Season  
Assistant Coaches..... Jenny Gilbert, Josh Johnson

#### Team Information

2015 Record..... 34-25  
Conference Record..... 14-5  
Starters Returning/Lost..... 5/4  
Letterwinners Returning/Lost..... 13/7

#### Sports Information

Contact..... Brad Caudill  
Office Phone..... (765) 285-8242  
Email..... bcaudill2@bsu.edu  
Website..... BallStateSports.com

### MISSOURI STATE

Mar. 5, 2016 • 11 a.m., CT • St. Louis, Mo.



#### General Information

Location..... Springfield, Mo.  
Enrollment..... 24,735  
Nickname..... Bears  
Colors..... Maroon & White  
Conference..... Missouri Valley  
President..... Clif Smart  
Athletic Director..... Kyle Moats

#### Coaching Staff

Head Coach..... Holly Hesse  
Career Record..... 704-691-2  
Record at School..... Same  
Assistant Coaches..... Sue Frederick, Beth Perine

#### Team Information

2015 Record..... 30-25  
Conference Record..... 17-9  
Starters Returning/Lost..... 7/3  
Letterwinners Returning/Lost..... 13/3

#### Sports Information

Contact..... Tim Bohn  
Office Phone..... (417) 836-4867  
Email..... tbohn@missouristate.edu  
Website..... MissouriStateBears.com

### VALPARAISO

Feb. 27, 2016 • 4:15 p.m., CT • Bowling Green, Ky.



#### General Information

Location..... Valparaiso, Ind.  
Enrollment..... 3,300  
Nickname..... Crusaders  
Colors..... Brown & Gold  
Conference..... Horizon League  
President..... Mark A. Heckler  
Athletic Director..... Mark LaBarbera

#### Coaching Staff

Head Coach..... Kate Stake  
Assistant Coach..... Monica Wright

#### Team Information

2015 Record..... 16-35  
Conference Record..... 9-11  
Starters Returning/Lost..... N/A  
Letterwinners Returning/Lost..... N/A

#### Sports Information

Contact..... Aaron Leavitt  
Office Phone..... (219) 464-6953  
Email..... aaron.leavitt@valpo.edu  
Website..... ValpoAthletics.com

### NORTHERN ILLINOIS

Mar. 5, 2016 • 3 p.m., CT • St. Louis, Mo.



#### General Information

Location..... DeKalb, Ill.  
Enrollment..... 21,138  
Nickname..... Huskies  
Colors..... Cardinal & Black  
Conference..... Mid-American (West Division)  
President..... Dr. Douglas Baker  
Athletic Director..... Sean Frazier

#### Coaching Staff

Head Coach..... Christina Sutcliffe  
Assistant Coaches..... Alicia Abbott, Ashley Wade

#### Team Information

2015 Record..... 28-25  
Conference Record..... 11-9  
Starters Returning/Lost..... N/A  
Letterwinners Returning/Lost..... N/A

#### Sports Information

Contact..... Joe Summins  
Office Phone..... (815) 753-9539  
Email..... jsummins@niu.edu  
Fax..... (815) 753-7700  
Website..... NIUHuskies.com

### WESTERN KENTUCKY

Feb. 28, 2016 • 11:45 a.m., CT • Gulf Shores, Ala.



#### General Information

Location..... Bowling Green, Ky.  
Enrollment..... 21,124  
Nickname..... Lady Toppers  
Colors..... Red & White  
Conference..... Conference USA  
President..... Dr. Gary Ransdell  
Athletic Director..... Todd Stewart

#### Coaching Staff

Head Coach..... Amy Tudor  
Career Record..... 286-244-2  
Record at School..... 69-38-1  
Assistant Coaches..... K.C. Boldt, Aja Paculba

#### Team Information

2015 Record..... 36-14  
Conference Record..... 16-5  
Starters Returning/Lost..... 4/6  
Letterwinners Returning/Lost..... 7/9

#### Sports Information

Contact..... Nick Brown  
Office Phone..... (270) 745-4363  
Email..... nicholas.brown@wku.edu  
Website..... WKUSports.com

### UMKC

Mar. 6, 2016 • 11 a.m., CT • St. Louis, Mo.



#### General Information

Location..... Kansas City, Mo.  
Enrollment..... 14,221  
Nickname..... Kangaroos  
Colors..... Blue & Gold  
Conference..... Western Athletic  
Chancellor..... Leo E. Morton  
Athletic Director..... Carla Wilson

#### Coaching Staff

Head Coach..... Meredith Smith Neal  
Career Record..... 166-247  
Record at School..... Same  
Assistant Coach..... Natalie Brock

#### Team Information

2015 Record..... 27-28  
Conference Record..... 7-7  
Starters Returning/Lost..... 3/7  
Letterwinners Returning/Lost..... 12/10

#### Sports Information

Contact..... Josh Carson  
Office Phone..... (816) 235-1053  
Email..... jscthf@mail.umkc.edu  
Fax..... (816) 235-1035  
Website..... UMKCKangaroos.com



# Southeast Missouri State REDHAWKS

## SAINT LOUIS

Mar. 6, 2016 • 3 p.m., CT • St. Louis, Mo.  
Apr. 13, 2016 • 4 p.m., CT (DH), St. Louis, Mo.



### General Information

Location..... St. Louis, Mo.  
Enrollment..... 13,505  
Nickname..... Billikens  
Colors..... Royal Blue & White  
Conference..... Atlantic 10  
President..... Dr. Fred P. Pestello  
Athletic Director..... Chris May

### Coaching Staff

Head Coach..... Christy Connoyer  
Career Record..... 177-149  
Record at School..... 146-119  
Assistant Coach..... Chelsey Carmody

### Team Information

2015 Record..... 36-18  
Conference Record..... 18-5  
Starters Returning/Lost..... N/A  
Letterwinners Returning/Lost..... N/A

### Sports Information

Contact..... Mickey Smith  
Office Phone..... (314) 977-3463  
Email..... msmit145@slu.edu  
Fax..... (314) 977-3718  
Website..... SLUBillikens.com

## SOUTHEASTERN LOUISIANA

Mar. 16, 2016 • 3 p.m., CT (DH) • Hammond, La.



### General Information

Location..... Hammond, La.  
Enrollment..... 15,000  
Nickname..... Lady Lions  
Colors..... Green & Gold  
Conference..... Southland  
President..... Dr. John Crain  
Athletic Director..... Jay Artigues

### Coaching Staff

Head Coach..... Rick Fremin  
Career Record..... 324-228  
Record at School..... First Season  
Assistant Coaches..... Arica Rodriguez, Meghan Collins

### Team Information

2015 Record..... 22-30  
Conference Record..... 15-10  
Starters Returning/Lost..... 4/4  
Letterwinners Returning/Lost..... 13/11

### Sports Information

Contact..... Kemmler Chapple  
Office Phone..... (985) 549-3221  
Email..... kemmler.chapple@selu.edu  
Fax..... (985) 549-3773  
Website..... LionSports.net

## BRADLEY

Mar. 12, 2016 • 1 p.m., CT • Cape Girardeau, Mo.  
Mar. 13, 2016 • 2 p.m., CT • Cape Girardeau, Mo.



### General Information

Location..... Peoria, Ill.  
Enrollment..... 5,700  
Nickname..... Braves  
Colors..... Red & White  
Conference..... Missouri Valley  
President..... Gary R. Roberts  
Athletic Director..... Dr. Chris Reynolds

### Coaching Staff

Head Coach..... Amy Hayes  
Career Record..... 360-402  
Record at School..... 147-226  
Assistant Coaches..... Benet Higgs, Jhavan Hamilton

### Team Information

2015 Record..... 22-32  
Conference Record..... 15-12  
Starters Returning/Lost..... 6/3  
Letterwinners Returning/Lost..... 14/5

### Sports Information

Contact..... Jim Rea  
Office Phone..... (309) 677-3869  
Email..... jrea@bradley.edu  
Fax..... (309) 677-2626  
Website..... BradleyBraves.com

## SOUTHERN ILLINOIS

Mar. 22, 2016 • 4 p.m., CT • Carbondale, Ill.



### General Information

Location..... Carbondale, Ill.  
Enrollment..... 17,989  
Nickname..... Salukis  
Colors..... Maroon & White  
Conference..... Missouri Valley  
President..... Randy Dunn  
Athletic Director..... Tommy Bell

### Coaching Staff

Head Coach..... Kerri Blaylock  
Career Record..... 562-305  
Record at School..... Same  
Assistant Coaches..... Jen Sewell, Katie Wagner

### Team Information

2015 Record..... 21-26  
Conference Record..... 15-11  
Starters Returning/Lost..... 6/4  
Letterwinners Returning/Lost..... 10/7

### Sports Information

Contact..... John Lock  
Office Phone..... (618) 453-7102  
Email..... jtlack2@siu.edu  
Fax..... (618) 453-2648  
Website..... SIUSalukis.com

## JACKSON STATE

Mar. 15, 2016 • Noon, CT (DH) • Jackson, Miss.



### General Information

Location..... Jackson, Miss.  
Enrollment..... 9,500  
Nickname..... Tigers  
Colors..... Blue & White  
Conference..... Southwestern Athletics  
President..... Dr. Carolyn Myers  
Athletic Director..... Wheeler Brown

### Coaching Staff

Head Coach..... Darnell Walker  
Career Record..... First Year  
Record at School..... First Year  
Assistant Coaches..... Brittne Kreiser, Emily Tucker

### Team Information

2015 Record..... 24-26  
Conference Record..... 12-4  
Starters Returning/Lost..... 8/1  
Letterwinners Returning/Lost..... 11/2

### Sports Information

Contact..... Wesley Peterson  
Office Phone..... (601) 979-5899  
Email..... wesley.peterson@jsums.edu  
Fax..... (601) 979-7008  
Website..... JSUTigers.com

## ARKANSAS

Apr. 6, 2016 • 2:30 p.m., CT (DH) • Cape Girardeau, Mo.



### General Information

Location..... Fayetteville, Ark.  
Enrollment..... 26,300  
Nickname..... Razorbacks  
Colors..... Cardinal & White  
Conference..... Southeastern  
Chancellor..... Joe Steinmetz  
Athletic Director..... Jeff Long

### Coaching Staff

Head Coach..... Courtney Deifel  
Career Record..... 27-27  
Record at School..... First Season  
Assistant Coaches..... Boo De Oliveira, Yolanda McRae

### Team Information

2015 Record..... 16-37  
Conference Record..... 1-23  
Starters Returning/Lost..... 12/4  
Letterwinners Returning/Lost..... 17/9

### Sports Information

Contact..... Zach Lawson  
Office Phone..... (479) 575-7089  
Email..... zlawson@uark.edu  
Website..... ArkansasRazorbacks.com



## MISSOURI

Mar. 27, 2016 • 3 p.m., CT (DH) • Cape Girardeau, Mo.



### General Information

Location.....Columbia, Mo.  
Enrollment.....35,441  
Nickname.....Tigers  
Colors.....Old Gold & Black  
Conference.....Southeastern  
Interim President.....Mike Middleton  
Athletic Director.....Mack Rhoades

### Coaching Staff

Head Coach.....Ehren Earleywine  
Career Record.....411-138  
Record at School.....Same  
Assistant Coaches.....Pete D'Amour, Gina Schneider

### Team Information

2015 Record.....42-16  
Conference Record.....14-10  
Starters Returning/Lost.....6/3  
Letterwinners Returning/Lost.....N/A

### Sports Information

Contact.....Andy Oldenburg  
Office Phone.....(573) 882-1645  
Email.....oldenburga@missouri.edu  
Fax.....N/A  
Website.....MUTigers.com

## TENNESSEE STATE

Mar. 26, 2016 • 1 p.m., CT (DH) • Cape Girardeau, Mo.



### General Information

Location.....Nashville, Tenn.  
Enrollment.....9,165  
Nickname.....Tigers  
Colors.....Royal (Reflex) Blue & White  
Conference.....Ohio Valley  
President.....Dr. Glenda Glover  
Athletic Director.....Teresa Phillips

### Coaching Staff

Head Coach.....Tom Opdenbrouw  
Career Record.....216-224  
Record at School.....11-37  
Assistant Coaches.....Nicole Fougereousse, Paige Neely

### Team Information

2015 Record.....11-37  
Conference Record.....4-22  
Pitchers Returning/Lost.....2/2  
Letterwinners Returning/Lost.....9/7

### Sports Information

Contact.....Jose Garcia  
Office Phone.....(615) 963-5674  
Email.....jgarcia1@tnstate.edu  
Fax.....(615) 963-7589  
Website.....TSUTigers.com

## MURRAY STATE

Mar. 19, 2016 • 1 p.m., CT (DH) • Cape Girardeau, Mo.  
Mar. 20, 2016 • 1 p.m., CT • Cape Girardeau, Mo.



### General Information

Location.....Murray, Ky.  
Enrollment.....11,207  
Nickname.....Racers  
Colors.....Navy & Gold  
Conference.....Ohio Valley  
President.....Dr. Robert O. Davies  
Athletic Director.....Allen Ward

### Coaching Staff

Head Coach.....Kara Amundson  
Career Record.....95-70  
Record at School.....Same  
Assistant Coaches.....Ashley Gilland, Kristen Emerling

### Team Information

2015 Record.....38-19  
Conference Record.....20-7  
Starters Returning/Lost.....7/3  
Letterwinners Returning/Lost.....15/7

### Sports Information

Contact.....Parker Griffith  
Office Phone.....(270) 809-3351  
Email.....pgriffith2@murraystate.edu  
Fax.....(270) 809-6814  
Website.....GoRacers.com

## SIU EDWARDSVILLE

Apr. 2, 2016 • 1 p.m., CT (DH) • Edwardsville, Ill.  
Apr. 3, 2016 • 1 p.m., CT • Edwardsville, Ill.



### General Information

Location.....Edwardsville, Ill.  
Enrollment.....13,972  
Nickname.....Cougars  
Colors.....Red & White  
Conference.....Ohio Valley  
Chancellor.....Dr. Stephen Hansen  
Athletic Director.....Dr. Brad Hewitt

### Coaching Staff

Head Coach.....Sandy Montgomery  
Career Record.....954-479-2  
Record at School.....Same  
Assistant Coaches.....Jessica Jones, Brittini Merchant

### Team Information

2015 Record.....40-15  
Conference Record.....20-6  
Starters Returning/Lost.....N/A  
Letterwinners Returning/Lost.....N/A

### Sports Information

Contact.....Eric Hess  
Office Phone.....(618) 650-3608  
Email.....ehess@siue.edu  
Website.....SIUECougars.com

## 2016 OPPONENTS

## BELMONT

Mar. 25, 2016 • 1 p.m., CT (DH) • Cape Girardeau, Mo.



### General Information

Location.....Nashville, Tenn.  
Enrollment.....7,425  
Nickname.....Bruins  
Colors.....Navy Blue, Red & White  
Conference.....Ohio Valley  
President.....Dr. Robert C. Fisher  
Athletic Director.....Mike Strickland

### Coaching Staff

Head Coach.....Chris Kuhlmeier  
Career Record.....77-219  
Record at School.....Same  
Assistant Coaches.....Fred Gillum, Kirsten Lambertson

### Team Information

2015 Record.....13-32  
Conference Record.....8-16  
Starters Returning/Lost.....N/A  
Letterwinners Returning/Lost.....6/8

### Sports Information

Contact.....Kenisha Rhone  
Office Phone.....(615) 460-5990  
Email.....kenisha.rhone@belmont.edu  
Fax.....(615) 460-5584  
Website.....BelmontBruins.com

## JACKSONVILLE STATE

Apr. 9, 2016 • 1 p.m., CT (DH) • Cape Girardeau, Mo.



### General Information

Location.....Jacksonville, Ala.  
Enrollment.....8,693  
Nickname.....Gamecocks  
Colors.....Red & White  
Conference.....Ohio Valley  
President.....Dr. John M. Beehler  
Interim Athletic Director.....Greg Seitz

### Coaching Staff

Head Coach.....Jana McGinnis  
Assistant Coaches.....Mark Wisener, Julie Boland

### Team Information

2015 Record.....38-17  
Conference Record.....18-6  
Starters Returning/Lost.....N/A  
Letterwinners Returning/Lost.....N/A

### Sports Information

Contact.....Josh Underwood  
Office Phone.....(256) 782-5279  
Email.....underwood@jsu.edu  
Fax.....(256) 782-5958  
Website.....JSUGamecockSports.com



# Southeast Missouri State REDHAWKS

## TENNESSEE TECH

Apr. 10, 2016 • 1 p.m., CT (DH) • Cape Girardeau, Mo.



### General Information

Location.....Cookeville, Tenn.  
Enrollment.....10,900  
Nickname.....Golden Eagles  
Colors.....Purple & Gold  
Conference.....Ohio Valley  
President.....Dr. Philip Oldham  
Athletic Director.....Mark Wilson

### Coaching Staff

Head Coach.....Bonnie Bynum  
Career Record.....80-90  
Record at School.....Same  
Assistant Coaches.....Tiffany Baker, Bailey Dillender

### Team Information

2015 Record.....33-28  
Conference Record.....15-11  
Starters Returning/Lost.....7/4  
Letterwinners Returning/Lost.....14/7

### Sports Information

Contact.....Holly Weber  
Office Phone.....(931) 372-6139  
Email.....hweber@tntech.edu  
Fax.....N/A  
Website.....TTUSports.com

## MOREHEAD STATE

Apr. 24, 2016 • Noon, CT (DH) • Morehead, Ky.



### General Information

Location.....Morehead, Ky.  
Enrollment.....10,951  
Nickname.....Eagles  
Colors.....Blue & Gold  
Conference.....Ohio Valley  
President.....Dr. Wayne D. Andrews  
Athletic Director.....Brian Hutchinson

### Coaching Staff

Head Coach.....David Williams  
Career Record.....256-251-1  
Record at School.....77-119-1  
Assistant Coaches.....Katie Yoho, Erika Stratton

### Team Information

2015 Record.....22-24  
Conference Record.....11-11  
Starters Returning/Lost.....7/1  
Letterwinners Returning/Lost.....13/5

### Sports Information

Contact.....Nick Evans  
Office Phone.....(606) 783-2557  
Email.....n.evans@moreheadstate.edu  
Website.....MSUEagles.com

## UT MARTIN

Apr. 16, 2016 • 1 p.m., CT (DH) • Martin, Tenn.  
Apr. 17, 2016 • 1 p.m., CT • Cape Girardeau, Mo.



### General Information

Location.....Martin, Tenn.  
Enrollment.....7,042  
Nickname.....Skyhawks  
Colors.....Navy Blue & Orange  
Conference.....Ohio Valley  
Interim Chancellor.....Dr. Robert Smith  
Athletic Director.....Julio Freire

### Coaching Staff

Head Coach.....Donley Canary  
Career Record.....458-342-2  
Record at School.....Same  
Assistant Coaches.....Sarah Daws, Katie Reiff

### Team Information

2015 Record.....24-26  
Conference Record.....9-15  
Starters Returning/Lost.....5/4  
Letterwinners Returning/Lost.....N/A

### Sports Information

Contact.....Alex Boggis  
Office Phone.....(731) 881-7694  
Email.....daboggis@utm.edu  
Fax.....(731) 881-7624  
Website.....UTMSports.com

## AUSTIN PEAY

Apr. 30, 2016 • 1 p.m., CT (DH) • Cape Girardeau, Mo.  
May 1, 2016 • 1 p.m., CT • Cape Girardeau, Mo.



### General Information

Location.....Clarksville, Tenn.  
Enrollment.....10,597  
Nickname.....Lady Gobs  
Colors.....Red & White  
Conference.....Ohio Valley  
President.....Dr. Alisa White  
Athletic Director.....Ryan Ivey

### Coaching Staff

Head Coach.....Shane Showalter  
Career Record.....259-357-1  
Record at School.....First Season  
Assistant Coaches.....Denny Boguskie, Karenmarie Pena

### Team Information

2015 Record.....9-37  
Conference Record.....5-22  
Starters Returning/Lost.....7/2  
Letterwinners Returning/Lost.....14/4

### Sports Information

Contact.....Chris Austin  
Office Phone.....(931) 221-7561  
Email.....chris.austinapsu@gmail.com  
Fax.....(931) 221-7562  
Website.....LetsGoPeay.com

## EASTERN KENTUCKY

Apr. 23, 2016 • Noon, CT (DH) • Richmond, Ky.



### General Information

Location.....Richmond, Ky.  
Enrollment.....17,034  
Nickname.....Colonels  
Colors.....Maroon & White  
Conference.....Ohio Valley  
President.....Dr. Michael T. Benson  
Athletic Director.....Steve Lochmueller

### Coaching Staff

Head Coach.....Jane Worthington  
Career Record.....626-597  
Record at School.....Same  
Assistant Coaches.....Megan Ink, Whitney Arion

### Team Information

2015 Record.....24-28  
Conference Record.....13-10  
Starters Returning/Lost.....6/4  
Letterwinners Returning/Lost.....9/9

### Sports Information

Contact.....Brandon Johnson  
Office Phone.....(859) 622-6170  
Email.....brandon.johnson@eku.edu  
Fax.....(859) 622-5108  
Website.....EKUSports.com

## EASTERN ILLINOIS

Mar. 12, 2016 • 3 p.m., CT • Cape Girardeau, Mo.  
Mar. 7, 2016 • 1 p.m., CT (DH) • Charleston, Ill.  
Mar. 8, 2016 • Noon, CT • Charleston, Ill.



### General Information

Location.....Charleston, Ill.  
Enrollment.....8,913  
Nickname.....Panthers  
Colors.....Blue, Gray & White  
Conference.....Ohio Valley  
President.....Dr. David M. Glassman  
Athletic Director.....Tom Michael

### Coaching Staff

Head Coach.....Angie Nicholson  
Career Record.....406-308-1  
Record at School.....59-44  
Assistant Coach.....Stephanie Taylor

### Team Information

2015 Record.....21-27  
Conference Record.....14-11  
Starters Returning/Lost.....N/A  
Letterwinners Returning/Lost.....N/A

### Sports Information

Contact.....Nathan Bryant  
Office Phone.....(217) 581-6408  
Email.....nabryant@eiu.edu  
Fax.....(217) 581-6434  
Website.....EIUPanthers.com

## SERIES RESULTS (SINCE 1982)

<b>Akron</b>	<b>Austin Peay</b>	2003	L	1-2	<b>Barry</b>	<b>Bradley</b>	1987	W	9-6
1986 W 2-1	1989 L 1-5		W	5-0	1989 W 2-1	1992 L 1-2#		L	3-5
2001 W 6-0#	W 4-1		W	5-4#^		1998 W 9-1#		W	12-1
<b>Alabama A&amp;M</b>	1980 W 8-0	2004 L 2-5*		W 8-0*	<b>Belmont</b>	2000 W 5-2*		L	0-3
2007 W 8-0*	L 1-9		W	5-1*	2004 W 4-2#	2004 W 8-6*		W	4-2
2008 W 15-0#	1991 W 8-0	2005 W 4-0*		W 2-4*	L 3-6#	2007 L 2-3*	1988	L	2-6
<b>Alabama State</b>	W 9-1		L	4-2	L 1-4			W	3-0
2015 L 5-8#	1992 W 11-4*	2006 W 4-1		W 6-1	2005 W 7-5*	<b>California</b>	1989	L	0-4
L 7-12#	W 3-0*	W 4-1		W 4-5*	L 4-5#	1997 L 0-1#		W	5-3
<b>Alcorn State</b>	1993 L 1-2	W 5-2		2007 W 9-0*	2001 L 4-5#	2007 W 9-0*	1991	L	2-7#!
2006 W 5-0#	L 2-3	2007 L 0-9*		L 0-4*	<b>California (Pa.)</b>	L 0-4*		W	3-2#!
<b>American International</b>	W 2-1*	L 6-7*		W 10-8	1991 L 2-4#	2008 W 10-8		W	4-1#
1991 W 7-0#	W 10-6*	W 9-1*		L 0-1		L 0-1	<b>Central Oklahoma</b>		
<b>Appalachian State</b>	1994 W 5-0*	2008 L 4-5		2011 L 0-3	<b>Campbell</b>	1994 W 2-1#	1982	L	1-7
2010 L 2-10#	W 6-2*	W 9-4		L 5-6				L	0-5
<b>Arkansas-Pine Bluff</b>	W 3-2	2009 W 4-1*		W 5-3*	<b>Centenary</b>		1984	W	4-0
2008 W 11-2#	W 6-2	W 6-5*		2013 W 3-1	2009 W 5-4#		<b>Chapman</b>		
<b>Arkansas</b>	W 3-0^	W 7-5*		L 11-12	L 2-10#		1991	L	0-1#
2010 L 2-4	1995 W 4-1*	2010 W 12-5		L 0-6*	<b>Central Arkansas</b>		<b>Charleston Southern</b>		
2015 L 2-5#	W 8-4	L 3-4		L 5-14*	2007 W 11-1#		1992	W	5-3#
L 5-13	W 9-1	L 2-11		2015 W 4-2	2008 W 5-3#		<b>Chattanooga</b>		
W 4-3 (8)	1996 W 3-0*	2011 W 6-3#		W 4-3	2009 L 0-8#		1996	L	1-3#
<b>Arkansas State</b>	W 2-0*	W 8-5*		<b>Bethune-Cookman</b>			<b>Cleveland State</b>		
1984 W 9-1	W 9--0	L 1-2*		2008 W 4-0#			2004	L	0-3#
1985 W 5-0	W 13-0	2012 W 7-3		L 2-5#			2005	W	4-1#
1986 W 11-0	1997 W 7-1	W 5-4		<b>Birmingham Southern</b>			<b>Colgate</b>		
W 10-0	W 3-1	W 6-2		2002 L 1-7#			1998	W	3-1#
W 4-1	W 2-1#^	L 5-6		<b>Bloomsburg</b>			2004	L	1-4#
<b>Army</b>	1998 W 9-1	L 0-6		1988 L 1-2			2005	W	4-3#
1987 W 1-0	W 6-5	L 1-4		L 3-6			<b>College of Charleston</b>		
W 7-0	W 2-1*	2014 L 1-4*		1990 L 1-5			2002	L	1-3
1988 L 1-2	W 9-1*	W 13-4*		1991 L 4-9#\$				W	6-2
1989 L 0-3	W 8-2**	L 2-6*		<b>Boston College</b>			<b>Colorado State</b>		
<b>Ashland</b>	W 3-0	2015 W 8-1		1992 L 4-8#			2004	L	1-7#
1987 W 4-0	2000 W 4-3	W 6-5		<b>Bowling Green</b>			<b>Columbia</b>		
1988 W 2-0	W 8-0*	W 11-10		2013 L 1-4#			2005	L	4-5#
	W 1-0*			L 1-4#					
	2001 W 8-0*	<b>Ball State</b>							
	W 11-4*	1984 W 3-0							
	L 0-1	W 9-0							
	2002 W 3-2*	1993 L 1-2#							
	W 4-1*	2014 L 2-11#							
	L 5-6*								
	W 5-3#^								



# Southeast Missouri State REDHAWKS

Cornell			W	3-2^^	W	4-0^	L	2-7#^	Evansville			W	7-0			
2004	L	1-4#	L	1-2^^	W	9-1^	2004	L	1-3*	1982	L	0-5	W	7-2		
Creighton			W	13-4^^	2012	L	2-3*	L	0-3*	1984	L	1-3	1998	L	4-5*	
			W	2-0#	L	3-5*	2005	W	8-0*	W	5-4	L	8-10*			
1995	L	3-4#	W	5-2*	L	0-1	W	3-1*	W	3-2	1999	L	L	4-7		
	L	1-7#	W	3-2*	2013	W	4-1*	W	3-2*	1985	L	2-3	L	0-4		
1996	W	7-4#	L	0-1	L	1-5*	2006	W	3-1	W	2-1	2003	L	0-6		
1997	W	5-4#	W	1-0*	L	1-10*	L	1-15	1986	W	4-0	L	1-3			
	L	2-5#	W	7-1#^	2015	W	6-0*	L	1-4	L	5-6	2004	L	2-9*		
	L	0-1#	2000	W	6-1*	W	9-4*	L	0-3#^	W	1-0	L	2-9*			
2000	L	0-1*	L	1-5*	L	4-7*	2007	L	9-10*	L	1-2	2005	L	0-9		
Culver Stockton			W	3-0	L	9-10 (12)^	W	3-2*	1987	W	7-0	L	2-3			
			W	3-2#^	W	3-12*	W	4-1	2006	W	4-2*					
1982	L	7-8	2001	L	1-3	Eastern Kentucky			2008	L	2-6	W	10-1*			
DePaul			W	3-0	1993	W	3-0*	L	2-10	1988	L	0-6	2007	L	2-3#	
			W	7-3*	W	9-1*	L	2-10*	L	0-4	L	6-7				
1997	L	1-9!	L	0-1#^	W	7-0	2009	W	4-3*	W	7-0	W	5-3			
	L	3-5!	2002	L	0-6*	W	6-0	W	8-5*	1989	W	10-5	2008	L	4-16#	
1998	L	5-7*!	L	4-5*	1994	W	2-1*	W	4-3*	W	8-0	2011	W	9-0*		
	L	2-6*!	W	4-0	W	3-2*	W	6-0	L	4-5	W	2-0	L	2-4*		
Detroit			2003	W	7-6	W	9-2#^	L	4-5	W	10-2	2012	W	6-1		
			L	0-1	1995	W	4-3	L	2-7	1990	W	10-0	L	4-5		
1989	L	0-2	W	6-5*	W	5-2	2011	W	5-1*	W	11-2	2013	L	0-8		
1994	W	7-2#	W	4-2#^	W	3-2^	L	0-8*	W	4-0	W	4-0	L	2-9		
1995	W	3-0#	2004	W	3-2*	L	0-2^	L	2-9*	W	4-0	W	3-2*			
2013	W	10-7#	L	1-4*	1996	W	3-0*	2012	W	7-5	W	8-0	L	0-1*		
Drake			W	2-1	W	3-1*	W	2-3	1991	W	8-7	2014	L	5-6		
			L	6-7	W	6-0	L	2-4	L	2-4	W	3-1	L	4-8		
2003	L	1-5*	L	1-4	L	2-4	2013	W	12-11*	W	2-0*	Fairfield				
East Carolina			W	3-1*	1997	W	15-2	L	4-6*	W	8-1*					
			2006	W	10-5*	W	9-1*	2014	L	1-5	1992				W	6-3#
1994	L	0-3#	W	11-1*	W	2-0*	W	5-3	W	7-4	W	7-4	1989	W	7-0	
1998	L	0-2#	L	1-7	1999	W	4-3*	Elmhurst College			W	3-0	1996	W	5-0#	
1999	W	2-1#!	2007	L	2-3	W	4-3*				W	6-1#	W	12-2#		
Eastern Illinois			L	7-11	2000	L	1-7*				1986	W	6-0	W	3-0#	Florida Atlantic
			W	5-2*	L	0-2*	W	13-0	W	3-1*	1995	W	8-0#			
1983	W	2-0	2008	W	7-2*	W	9-3*	Elon			W	14-5*	2008	L	6-7	
1995	W	3-2#	W	7-6*	2001	W	2-1				Florida Gulf Coast					
1997	L	2-3	L	3-4	W	6-4	2009	L	2-4	1993	W	3-0#				
	L	2-5	2009	W	11-3	L	1-2	L	1-8	W	4-1#					
	W	3-2*	W	6-2	L	0-2#^	Emporia State			L	2-3*	Florida Southern				
	L	0-2*	W	8-3*	2002	L	1-2*	1986	W	6-0	1994	L	1-2#	1987	L	0-2
	L	1-5#^	2010	L	2-10*	L	2-3*	W	4-0	W	1-3#	L	2-6	L	0-3	
1998	W	12-2#^	L	0-3*	L	1-7*	2003	L	1-4	1996	L	3-5	L	0-4		
	W	10-2*	L	0-2	L	0-7^	W	4-0	1997	W	8-3*	L	0-4			
	W	4-2*	2011	L	0-4	L	0-3	L	0-1#	W	2-0*	L	1-4			
	L	0-4	W	8-4*	L	0-3	L	0-3		L	0-1#	1990	L	0-3		



\_\_\_\_\_

\_\_\_\_\_



# Southeast Missouri State REDHAWKS

## Louisiana Lafayette

1994 L 1-2#  
1995 L 1-6#

## Louisiana Tech

1994 L 1-3#  
2010 L 3-5#  
2011 W 5-4#

## Louisville

2000 W 4-3#  
2001 L 2-7#

## Loyola-Chicago

1993 L 2-4#  
1994 W 7-0#  
1995 W 9-8#  
L 1-6#  
2000 L 1-3\*  
W 2-0\*  
2001 L 2-6\*  
L 3-8\*  
2014 W 13-3#

## Maine

1992 L 0-2#  
1993 W 3-2#  
1994 L 1-3#  
1995 W 3-1#  
1996 W 9-2#

## Manhattan

1998 W 13-2#

## Marshall

2003 L 2-5#  
W 5-4#

## McKendree

1987 W 5-2  
1989 L 0-1  
W 5-3

## McNeese State

2010 L 2-6#

## Memphis

2006 W 2-1  
L 2-3  
2007 L 1-2  
W 4-3\*  
L 1-10\*  
2008 L 1-3  
2012 L 0-1  
2013 L 1-2#  
2014 L 1-6

## Mercer

2001 W 2-1#

## Miami (Ohio)

2012 L 2-6#

## Middle Tennessee

1993 L 1-3\*  
W 2-1\*  
1994 W 3-2  
W 6-1  
L 1-2\*  
L 0-2\*  
W 3-2#^  
1995 L 1-2  
W 3-0  
W 3-0\*  
L 0-1\*  
1996 W 4-3  
W 6-2  
W 10-2\*  
W 8-3\*  
W 3-1^  
1997 W 10-3\*  
W 3-2\*  
W 3-0  
W 5-2  
1998 W 5-0\*  
W 4-1\*  
1999 W 2-1  
W 4-1  
W 9-0#^  
2000 W 4-2  
L 1-2  
W 1-0

L 1-3^

L 1-3^  
2001 L 0-4\*  
L 0-4\*  
2003 L 0-6\*  
L 0-10#  
L 0-5#  
2006 W 12-3  
W 11-0  
2007 L 2-3  
2008 W 6-4\*  
L 3-5\*  
2011 L 3-7  
W 3-2  
2012 W 8-2\*  
W 10-3\*

## Mississippi

2001 L 0-8\*  
L 0-8\*  
W 4-2  
L 0-8  
2002 L 3-5\*  
L 1-4\*  
2007 W 7-3  
L 2-12  
2011 L 2-4

## Mississippi for Women

1986 W 4-3  
1987 W 4-0  
1988 W 8-0  
1989 W 4-0  
1990 L 0-1

## Mississippi State

1984 W 2-0  
1985 L 0-2  
L 5-9  
2006 L 2-5  
L 0-3  
2013 L 4-8#

## Mississippi Valley

2013 W 3-2#

## Missouri

1989 L 0-2  
W 4-1  
1992 L 1-6  
L 1-3  
L 7-10#  
L 6-8#  
1993 W 8-5#  
L 2-3#  
1994 L 0-2  
W 6-5  
1995 L 0-12#  
L 1-2#  
1996 L 2-4#  
L 1-4#  
1997 L 7-10  
L 0-4  
1998 L 2-8  
W 4-0  
2000 W 5-0#  
2001 L 3-4\*  
L 1-5\*  
2002 L 2-10  
L 0-12  
2003 L 0-9\*  
L 0-9\*  
2005 L 0-8#  
L 2-6#  
2006 L 1-7#  
2009 L 0-8#  
2010 L 0-13  
2011 L 0-5#  
2012 L 0-9#  
2015 L 1-2  
L 1-10

## Missouri Baptist

1985 W 10-1  
W 6-2  
2014 W 10-5\*  
W 13-1\*

## Missouri Southern

1989 L 0-1  
1990 W 6-0  
L 3-4  
1991 L 0-1\*  
W 4-0\*  
W 3-1#!

## Missouri State

1982 L 0-7  
L 0-10  
1992 W 7-4\*  
L 4-7\*  
1993 L 1-2  
L 1-8  
1994 L 0-3\*  
L 0-2\*  
1997 L 4-8  
L 0-1  
2000 L 2-3\*  
W 4-3#  
L 1-3#  
2001 L 1-10\*  
2003 L 1-8\*  
L 0-8  
2004 L 3-5\*  
2005 L 5-7#  
2006 L 1-2  
2007 L 4-10#  
2008 W 3-1\*  
2009 L 4-1  
2010 L 3-7#  
2011 L 2-3#  
2012 L 1-4#  
L 4-5#  
2013 L 1-2\*  
W 3-2\*  
2014 L 0-8\*  
2015 W 8-4  
L 0-4

## Missouri S&T

1982 W 7-2  
1984 W 11-0  
1985 W 2-1  
1986 W 8-1  
W 6-2  
W 4-2

1987 W 8-5  
W 3-0  
1988 W 8-1  
L 3-4  
L 0-1  
1989 W 3-2  
W 4-0  
W 1-0  
1990 L 2-10  
W 2-1  
L 3-4  
1991 W 4-2\*  
W 1-0#  
W 4-3#!

## Missouri Western

1990 W 3-1  
1991 W 6-2

## Morehead State

1992 W 7-5\*  
1993 W 8-0\*  
W 6-5\*  
W 4-3  
W 8-4  
W 2-1#  
W 6-0#  
1994 W 3-2\*  
W 9-1\*  
W 11-5  
L 7-8  
W 12-0#^  
1995 W 10-1  
W 3-0  
W 4-3\*  
W 11-0\*  
1996 W 6-0\*  
W 8-0\*  
W 8-1  
L 1-4  
1997 W 11-0  
W 6-0  
W 10-1\*  
W 8-0\*  
1998 W 6-0  
W 6-2  
1999 W 1-0\*  
W 3-0\*

## SERIES RESULTS (SINCE 1982)

2000	W	5-0	Murray State			Northern Illinois			W	5-2	Quincy			Saint Louis					
	L	1-6	2010	L	1-9	1998	L	3-10#	1991	W	3-2#	1987	L	0-1	1982	W	2-1		
	W	2-0		W	9-6		W	6-4*		W	10-0!	1988	W	3-2		L	0-8		
	W	4-3#^		L	4-9							1989	W	11-6		L	4-5		
2001	W	4-2*	2011	W	11-4*	Northern Iowa			Northwestern				W	3-2		W	2-1		
	W	9-3*		W	10-9*	1993	L	3-4#	1998	L	2-6*		W	9-2	1983	W	7-0		
	W	6-4*		L	7-9*	1994	W	7-2#		W	3-1*	1990	W	7-1		W	3-0		
2002	W	9-3	2012	L	7-10	1995	W	5-1#	Northwestern State (La.)			1991	W	7-0*	1984	W	8-2		
	W	7-5		L	1-3	1997	W	1-0#								W	4-0		
	L	0-3		L	7-8	1998	W	6-5*								W	4-0		
2003	W	7-4*	2013	L	1-8		W	3-1#	2006	W	12-7#	1991	W	7-2#		W	10-0		
	W	6-3*		W	9-3	1999	L	2-3*	2011	L	1-2#					W	11-1		
	L	4-7*	2014	L	4-5*		L	1-3#		L	2-10#	Radford				W	5-2		
2004	L	3-4		L	0-1*	2000	W	4-1*	2012	W	3-1#	1994	W	7-3#	1986	W	10-2		
	W	3-1		W	5-3*		L	8-9#	2013	L	0-8#					W	8-5		
	W	4-1	2015	L	3-4	2006	W	9-3*	Ohio			Rider			1987	W	2-0		
2005	L	5-8		L	5-6		W	5-4*						2004	L	1-2#		W	4-
	W	7-2		L	1-2	2012	L	1-2*				1999	L	0-2#			L	2-3	
	W	3-1										Robert Morris				W	10-6		
2006	W	8-0*	Nebraska			Northern Kentucky			Oklahoma Baptist			1992	W	8-0#	1988	W	5-0		
	W	9-1*	1999	L	1-10#	1988	W	9-0	1982	L	2-4		W	3-2#		W	2-1		
	W	4-0*	2000	L	2-7#		W	1-0		L	6-8				1989	W	7-0		
2007	L	1-8				1989	L	2-8	Olivette			Sacramento State				W	6-2		
	W	7-4	Nebraska-Omaha			1990	W	6-2						1999	L	0-1	1990	W	3-2
	W	4-1	1989	W	8-1		L	0-4				1987	W	8-0		L	1-6		W
2008	L	0-2#				Northwest			Oregon				W	2-1	1992	W	14-0		
	W	5-1*	Nebraska Wesleyan			Missouri State								2000	L	2-11#		W	7-0
	L	0-6*	1982	L	1-7	1982						L	2-7		L	2-6#		W	1-0#
	W	2-1*					L	4-5	Pittsburgh			Sacred Heart				W	2-1#		
2009	W	1-0	Nicholls State				L	0-4	2002	L	4-5#	1987	L	0-2		W	1-0*		
	W	7-4	1982	L	0-10		L	2-3				1991	W	2-0#	1993	L	2-3		
	L	1-2	1995	L	0-10#		W	5-1	Pittsburg State			2005	W	9-0#		W	9-2		
	W	1-0#^	2013	L	7-8#	1984	L	8-9	1982	L	3-11					L	2-8*		
2010	L	2-9*					W	4-2		L	1-10	Saginaw Valley				W	3-0*		
	L	5-7*	North Carolina A&T				L	2-6	1985	W	5-1	1985	W	1-0	1994	W	6-0*		
2011	W	14-7	1992	W	10-0#	1985	W	3-2	1990	W	14-1					W	9-2*		
	W	4-3	2009	W	8-7		W	4-1		W	4-0	St. Cloud State				W	9-0		
2012	L	1-3*		W	6-0		W	4-1	1991	L	0-1*	1990	L	0-4		W	9-4		
	W	11-10*				1986	W	2-0		W	3-1*				1995	W	14-1*		
	W	9-5*	North Dakota State				L	1-5	Portland State			Saint Joseph's				W	10-0*		
2013	L	6-7*	2014	L	0-11*		W	2-0	1991	L	2-3#\$	1989	W	2-0	1996	W	8-0		
	W	5-4*				1987	W	7-0	1999	W	9-1#					W	6-0		
2014	L	6-7	Northern Colorado				L	0-1							1997	W	7-4#		
	L	4-7	2005	W	5-1#		W	3-1								W	9-0*		
2015	W	1-0*					L	2-5								W	7-0*		
	L	1-3*				1988	L	2-6	Providence										
						1989	W	3-1											



# Southeast Missouri State REDHAWKS

1998	W	5-2	Sam Houston State			L	0-2	Southern Illinois			L	2-9	1991	W	3-0*		
	W	12-1	1985	L	3-7	1987	W	3-0	1982	W	1-0	1998	L	0-3	W	10-3*	
	W	10-1#		L	1-6		W	4-3		L	3-4		L	3-4*	W	5-4*	
1999	W	6-2*	1986	L	0-1		W	3-1		L	5-7		T	3-3*	W	8-1*	
	W	11-0*		L	1-6		L	3-4		W	3-2		W	3-2			
	W	5-0#		L	0-3	1988	W	5-0		L	4-5	1999	W	5-4	Southwest Baptist		
2000	W	10-3					L	1-2	1983	L	0-10		L	4-7	1987	W	4-2
	W	5-3	Samford				L	1-3		L	0-5		L	1-9		W	8-1
2001	L	1-2*	1995	L	2-6#	1989	L	0-2		W	5-3	2000	L	0-8*	1988	L	4-5
	W	11-3*	2004	L	0-2		L	2-4	1984	L	3-4		L	1-8*		L	2-3
2003	L	2-4*		L	0-2		W	7-6		W	4-0		L	0-1#		L	0-3
2004	L	1-2		L	2-3	1990	L	1-2		W	4-1	2001	L	0-5	1989	W	5-0
	L	4-6	2005	W	7-0*	1991	L	2-4*		L	0-4		W	4-0	1990	L	0-1
2005	W	8-3*		W	2-1*		W	4-1	1985	L	1-6		L	0-11*		L	1-8
	L	3-7		L	3-4*		L	0-4		L	1-6	2002	L	1-7		L	1-4
2006	W	8-4#		W	6-5#^	2009	L	1-6*		L	0-1		L	0-1	1991	L	4-5*
	L	0-3	2006	L	0-1		L	3-12*		L	0-5		L	1-3*		W	3-1
	W	9-0		L	1-2	2010	W	7-6#	1986	L	4-5	2003	L	3-9*		W	10-5*
2007	W	4-3*		L	1-2		L	5-6#		L	1-2		L	1-5*	Stephen F. Austin		
	W	6-4*	2007	W	3-1*		L	2-3		W	1-0	2004	L	1-3	1986	L	0-1
2008	W	7-3*		L	2-10*		W	3-2		L	0-3		L	0-3		W	3-1
	W	6-0		W	9-1*	2011	W	11-4	1987	L	0-1	2005	L	0-1*		L	0-2
	W	2-1	2008	W	4-3		W	8-6	1988	W	3-1		L	1-4*			
2009	W	1-0#		L	0-8		L	1-11		L	0-7	2006	L	0-4	Syracuse		
	W	9-5*		L	1-7		W	4-3#^	1989	W	1-0		L	4-8	2000	L	1-3#
	W	5-4*	2013	L	1-2#	2012	W	4-1*		W	3-0	2009	L	1-2	Tarkio College		
2010	L	2-10#	San Jose State				W	9-8*	1990	L	0-4		L	0-6	1986	W	1-0
	L	1-9	1999	L	4-5#	2013	L	1-11*		L	2-4	2011	L	0-10*		W	3-0
	W	6-3					L	0-13*	1991	W	7-1*	2012	L	6-7			
2011	L	3-8					L	1-9*		L	0-3*	2013	W	14-7*			
	W	5-1*	Siena			2014	L	0-10	1992	L	3-5	2015	W	4-3 (10)*	Temple		
	L	2-3*	2003	W	8-1*		L	2-9		W	5-4*	Southern Indiana			1992	L	0-3#
2012	L	4-5#	SIU Edwardsville				L	0-3		W	6-5*	1984	W	4-1		W	3-2#
	L	0-1	1982	L	1-4	2015	L	3-12*		L	3-4		W	4-1	1993	W	7-2#
	W	6-1		L	4-1		L	0-7*	1993	L	0-5	1985	W	4-0	1994	W	4-1#
2013	L	1-5*	1983	W	4-3		L	4-8*		L	5-7*		W	5-2	1995	W	6-3#
2014	L	4-7*		L	1-6	South Alabama			1994	L	3-6	1986	W	10-0	Tennessee State		
	L	0-8		W	4-2	2011	L	3-8#		L	5-10		W	8-0	1994	W	11-0
	W	9-7		L	0-1	Southeastern			1995	L	2-3		W	13-1		W	12-1
2015	L	7-8#		L	0-4	Louisiana				L	3-11	1987	W	11-0		W	18-0*
	L	3-6*	1984	W	3-2					L	4-9		W	10-0		W	9-1*
	W	5-4*		W	2-0	2015	W	10-8	1996	L	0-3*		W	3-1		W	7-1
Saint Peter's			1985	W	5-4					W	8-1*	1988	W	4-0	1995	W	16-1
2005	W	4-0#		L	1-4				1997	L	0-8#		W	11-2		W	10-0*
				W	2-1					W	5-3	1990	L	0-3		W	10-2*
				L	1-2					L	2-4		W	4-1		W	7-1*
				L	1-2					L	1-3		W	3-1	1996	W	4-2



## SERIES RESULTS (SINCE 1982)

1997	W	15-0*	2012	W	2-0*	2002	W	5-2	Texas A&M		1982	UMSL		UNC Wilmington			
	W	8-0*		W	12-4*		L	2-3*	L	3-10#		W	3-2	W	8-0#		
	W	8-0#^		W	6-2*		W	2-0*				W	1-0				
1998	W	11-1*	2013	W	4-0	2003	L	0-7*	Texas A&M- Corpus Christi		1983	W	4-2	UT Martin			
	W	2-0*		L	1-3*		W	4-2	W	2-1		W	11-0				
1999	W	8-0*	2014	L	3-4*	2004	L	3-4	2000 W 17-14#			W	6-0	W	10-3		
	W	11-0*		W	7-2		L	3-7	L	2-3		W	7-0				
2000	L	0-3	2015	W	12-4	2005	L	0-4^	Toledo		1984	W	5-0	W	10-5		
	W	6-2		L	0-7		L	2-4#	W	4-0		1989	W	6-1			
2001	W	8-0	Tennessee Tech			2006	L	1-3			1985	W	4-0	L	2-4		
	W	11-3*	1992	L	0-1		W	3-1	Towson			W	2-0	W	2-0		
	W	12-0*	W	3-1	W		3-0#^	2008	L	4-5#		W	18-5	W	4-3		
2002	W	12-3	1993	W	4-3*	2007	L	3-6*			1986	W	7-0	1990	W	6-2	
	W	7-4*		W	7-4*		L	1-5*	Troy State			W	7-0	W	4-0		
	W	9-1*		L	1-7		L	2-3*	1996	L		0-3!	W	5-0	W	4-3	
2003	W	7-4*	2004	W	1-0	2008	L	0-1	L 0-1!		1987	L	0-4	W	11-7		
	W	9-1*		W	2-1*		L	1-9	W	4-1		L	1-4				
	W	1-0#^		W	9-4*		L	1-2	Truman State			W	3-1	1991	L	0-1	
2004	L	6-7	1994	W	4-1#	2009	L	0-8^	1982	L	1-4	1988	W	5-3	L	0-4	
	W	15-7		L	3-4		W	9-5*	1983	L	3-4		L	1-5	W	9-1	
	W	9-3*		L	1-2		L	0-7*	1984	W	3-2		W	2-0	W	4-0	
2005	W	4-3*	1995	W	5-2#	2010	L	3-8*	W	4-0	1989	L	1-5	1992	L	0-1	
	W	4-0*		L	0-2*		W	4-0	L	5-6		W	7-3	W	2-1		
	L	4-10*		L	3-5*		L	1-5	1985	W		1-0	L	1-4	L	4-5*	
2006	W	9-1*	1996	W	4-1#	2011	L	2-3	L	0-1	1990	W	4-2	W	7-1*		
	W	8-0*		W	3-2*		L	0-13*	L	1-2		L	3-4	W	5-0*		
	W	3-0*		W	11-5*		W	3-2*	1986	L		0-1	L	1-4	1993	W	7-0
2007	W	9-1	1997	L	1-3	2012	L	1-6*	W	3-2	1991	W	5-2	W	3-2*		
	W	14-0		W	3-1		W	7-1#^	L	1-2		L	0-1	W	4-3*		
	L	1-3		L	2-8#^		L	0-4	1987	W		6-0	W	7-4	1994	W	8-0
2008	W	6-4*	1998	W	2-0*	2013	L	1-2	L	2-3	1992	W	7-0*	L	5-6		
	W	1-0*		L	3-4#^		W	2-0	1988	L		0-2	W	3-0#	W	2-0*	
	W	15-2*		W	5-1#^		W	6-3*	L	0-1		L	0-1	1993	W	7-3*	L
2009	L	0-2	1999	L	1-2	2014	W	4-1*	1989	W	7-5	2009	W	5-0*	1995	W	3-0
	L	3-4		W	7-1		L	1-4*	1991	W	5-4#!		L	3-4*	W	2-1	
	W	1-0		L	1-5*		W	6-2					L	0-6*	L	4-6*	
2010	L	2-3*	2000	W	3-0*	2015	L	1-6	UMKC		2014	W	5-4*	W	3-1*		
	W	5-2*		W	2-0#^		L	2-3	2005	W		5-2*	L	4-6*	1996	W	5-0#
	W	6-3*		1998	W		2-0*	L	1-9	2006		W	4-0#			W	5-3
2011	W	9-1	2001	W	3-2*	2016	L	0-4	2007	L	0-6#	UNC Charlotte		W	7-0		
	W	4-3		W	8-2**^		L	0-3	2009	W	10-3#	1994	L	1-2#	W	7-0*	
	W	8-7		1999	W		5-2#^	L	3-5	2010	W	6-4#			W	11-1*	
2012	W	9-0*	2002	W	3-2*	2017	L	0-3	L	1-7#	UNC Greensboro		W	1-0#^			
	L	4-6*		W	6-0*		W	6-4	2012	L	2-5#	1993	L	0-4#	1997	W	4-0*
	W	7-5*		L	2-5*						1994	W	2-1#	W	7-2*		
2013	W	5-3	2003	W	2-1#^	2018					1995	W	10-9#	W	2-1#^		
	W	6-5		L	4-5						2003	L	2-8#	1998	W	2-0#	
	W	10-0		L	1-5								W	8-0			



# Southeast Missouri State REDHAWKS

	L	0-2		W	5-4*		L	1-3
1999	W	8-0*		L	2-7	2011	L	5-8#
	W	12-5*	2012	L	4-5	2013	L	3-10
	W	5-0^		L	1-2			
2000	L	0-3*		L	2-3*			
	W	4-0*	2013	L	5-14*			
	W	8-2		L	9-11*			
	W	1-0	2014	L	1-6			
2001	W	2-0*		L	6-12			
	W	11-3*	2015	L	1-2#			
	W	3-2		W	9-6*			
	W	5-2		L	3-6 (8)*			
2002	L	1-2						
	W	3-2						
	W	5-1*						
	L	1-5*						
	L	1-4#^						
2003	W	3-0*						
	W	5-4*						
	L	1-5						
	W	4-3#^						
2004	W	5-4*						
	L	2-3*						
	L	6-9#^						
2005	L	0-2						
	L	2-5						
	W	6-3						
	L	2-3#^						
	W	4-1#^						
2006	W	2-1*						
	L	1-2*						
	W	3-1*						
	W	3-0#^						
2007	W	3-1						
	L	2-4						
	W	6-5						
2008	L	2-5*						
	W	6-5*						
	L	5-7*						
2009	L	2-8						
	L	1-2						
	W	4-3						
	L	2-3#^						
	L	1-4#^						
2010	L	3-4*						
	L	0-2*						
	L	1-5*						
2011	L	1-7*						



## Key - Begins in '90-91

\* Game played in Cape Girardeau, Mo.

# Game played at neutral site.

! MIAA Tournament Game

^ OVC Tournament Game

\$ NCAA Tournament Game



**THIS IS THE OVC**

---





# Southeast Missouri State REDHAWKS

**N**ow in its 68th year, the Ohio Valley Conference continues to build on the success that has made it the nation's eighth-oldest NCAA Division I conference.

In May 2011 the Conference expanded for the second time in four years, adding Belmont University which began competition in the 2012-13 academic year. The addition of Belmont gave the OVC 12 members, the most the league has had at one time in its illustrious history. The move added a second team in the city of Nashville and was the first addition to the league since Southern Illinois University Edwardsville joined in 2008. Subsequently, the league has shown its stability over the past decade, seeing only one member institution depart over the past 15 years.

The 2009-10 school year saw a change in leadership as Beth DeBauche was named the seventh full-time Commissioner in league history on July 28, 2009. The last three commissioners of the OVC have moved onto jobs as the commissioner of the Big Ten, Big 12 and the Mid-American Conferences.

The OVC's proud history dates back to 1948, but seeds for the new league were actually planted in 1941. It was then that Roy Stewart, the athletics director at Murray State, Charles "Turkey" Hughes, the athletics director at Eastern Kentucky, and Kelly Thompson, the public relations director at Western Kentucky, first broached the idea of forming a new conference. Discussions were put on hold by World War II, but reemerged February 27-28, 1948 at the Kentucky Hotel in Louisville as the three original institutions combined with Morehead State, Louisville and Evansville to form the OVC.

In the 1950s, the OVC became a pioneer on a much more significant scale socially. During times of racial segregation, league member Morehead State became one of

the first non-traditionally black mid-southern institutions to accept a black student. In 1958 Marshall Banks earned athletically-related aid at Morehead, which signed a second black athlete, Howard Murphy, a year later. In 1961 Murphy earned all-conference recognition as a halfback in football. With racial barriers broken, the rest of the institutions in the league began to provide educational and athletic opportunities to African-Americans.

After Title IX legislation passed in 1972, women's athletics began a rebirth on the national scene as the NCAA began sponsoring and marketing women's sports. Recognizing the need to provide increased opportunities for female athletes, the OVC began formulating plans for women's athletics in 1975 and established women's championships in the sports of basketball, tennis and track in 1977, with cross country and volleyball added over the next four years. Those sports were initially governed by the Association of Intercollegiate Athletics for Women (AIAW), but the overall strength of women's programs in the league was demonstrated by the automatic bids the OVC instantly received when the NCAA became the governing body in 1982. The conference added women's golf and softball in 1994 and women's soccer in 1998.

Through the past 67 years, 15 teams have won or shared the league's football title. The list is led by Eastern Kentucky, winner of 21 outright or shared football crowns, which is tied for the most in Football Championship Subdivision history (with Massachusetts). Among OVC teams, former member Middle Tennessee is next with 11 titles, followed by Tennessee Tech with 10, and Murray State and former member Western Kentucky with eight apiece. Eastern Illinois has claimed seven football crowns and Jacksonville State has four, while Morehead State, Tennessee State

and former members Evansville and East Tennessee State have captured two apiece. Austin Peay, Southeast Missouri, UT Martin and former member Youngstown State have one title apiece.

Murray State and Evansville tied for the initial football championship, and the Racers participated in the first-ever bowl game by an OVC team, tying Sul Ross State 21-21 in the 1948 Tangerine Bowl. From 1948 to 1975, OVC teams played in 15 bowl games, winning eight of them. Eastern Kentucky and Western Kentucky were also participants in the NCAA Division II playoffs in the early and mid-1970s prior to the NCAA's reclassification of football programs into Division I-AA. The term "I-AA" lasted until the end of the 2006 season when it was changed to Division I Football Championship Subdivision (FCS).

The first Division I-AA/FCS football playoff was held in 1978 with only four teams, which is the only year through present day that the OVC did not field a playoff representative. In 1979, four of the nation's top teams were invited to the playoffs, and two of them - Eastern Kentucky and Murray State - were from the OVC. Murray dropped its semifinal game to Lehigh, but the Colonels nipped Nevada-Reno in double overtime and claimed the national championship a week later with a 30-7 victory over Lehigh. EKU was coached by former All-America quarterback Roy Kidd, who was in his 16th year at the helm of his alma mater and who skipped the Colonels to a second national title three years later. Following the 2002 season, Kidd retired after 39 years at EKU; upon retirement, he ranked sixth all-time among Division I coaches with 315 victories, earning him a spot in the College Football Hall of Fame. EKU's now 21 FCS playoff appearances are the second for the most all-time (behind only Montana's 23 berths).

In addition to Kidd, other coaching legends in the OVC

include Charles "Bubber" Murphy, who coached at Middle Tennessee from 1947-1968, Western Kentucky's Jimmy Feix (1968-83), Wilburn Tucker (1954-67) and Don Wade (1968-82) of Tennessee Tech, Bill Ferguson (1967-77) of Murray State, Guy Penny (1959-67) of Morehead State and Boots Donnelly (1977-78 at Austin Peay; 1979-1998 at Middle Tennessee). Following the 2011 season Eastern Illinois head coach Bob Spoo retired after 25 years at the school (the last 16 as members of the OVC). In his time as an OVC coach he compiled 92 total victories (fifth-most in league history) and 68 OVC wins (fourth-most in league history) and was inducted into the OVC Hall of Fame in 2012.

A sampling of former OVC football stars, some of whom were All-Americans during their collegiate careers before achieving stardom at the professional ranks, include Jim Youngblood and Larry Schreiber (Tennessee Tech), Phil Simms (Morehead State), Virgil Livers and Dale Lindsey (Western Kentucky), Myron Guyton and Chad Bratzke (Eastern Kentucky), Cortland Finnegan (Samford) and Tony Romo and Jimmy Garoppolo (Eastern Illinois). In 2008, former Tennessee State standout Dominique Rodgers-Cromartie became just the fourth NFL First Round draft pick in OVC history when he was selected 16th overall by the Arizona Cardinals. He would break into the starting lineup halfway through his rookie season and started at cornerback for the Cardinals in Super Bowl XLIII.

The 2007 season marked a return to scholarship football and the OVC for the Austin Peay Governors. Following the 1996 season the Governors dropped scholarship football and competed as both an independent (1997-00, 2006) and as a member of the Pioneer Football League (2001-05).

The 2007 season also brought new vernacular to the Ohio Valley Conference and the division formerly known as I-AA.



Beginning with the 2006 National Championship game the term I-AA was changed to NCAA Football Championship Subdivision (FCS) in a decision by the Division I Board of Directors. The new label was chosen to communicate in a positive and clear manner the unique differences between Division I football categories (chiefly, the post-season opportunity) while still defining them within the Division I experience. The FCS includes programs that compete in an effort to participate in the NCAA championship postseason structure (one of 89 NCAA national championships) as opposed to the Football Bowl Subdivision (FBS) which competes in an effort to participate in the postseason bowl system (the 41 NCAA-licensed events which includes the Bowl Championship Series).

In 2010 Southeast Missouri State, picked to finish seventh in the preseason poll, compiled a 7-1 Conference record on the way to its first OVC Championship since joining the league in 1991. Overall the Redhawks were 9-2 during the regular season and earned a berth in the FCS Playoffs, its first playoff berth at any level in the program's 104-year history. Southeast would lose to eventual national champion Eastern Washington in the second round of the playoffs. Head coach Tony Samuel capped the year by winning the Sports Network's Eddie Robinson Award, given to the National Coach of the Year. Samuel was the second OVC coach to win the award (joining Murray State's Houston Nutt who won the award in 1995).

For only the second time in league history in 2011, three teams shared the OVC football championship, as Eastern Kentucky, Jacksonville State and Tennessee Tech finished with 6-2 records. The only other time in league history more than two champions were crowned at the end of the year was 1962 (when four teams shared the crown).

In 2012 Eastern Illinois became just the fourth football team in OVC history to go from worst-to-first in winning the OVC Championship. The Panthers were led by head coach Dino Babers who became just the fourth first-year head coach to win an OVC Championship (joining Boots Donnelly in 1977, Jason Simpson in 2006 and Dean Hood in 2008 – Jacksonville State head coach John Grass would become the fifth coach to achieve that feat in 2014). During the year Eastern Illinois junior wide receiver Erik Lora shattered the FCS single-season receptions record, hauling in 136 passes in 12 games; that mark was 13 more than the previous NCAA record and 44 more than the previous OVC mark.

In 2013 Eastern Illinois repeated as OVC Champions behind Walter Payton Award winner Jimmy Garoppolo. The quarterback became just the second OVC player to earn the National Player of the Year Award, joining former EIU signal caller Tony Romo (2002). Garoppolo passed for 5,050 yards (second most in NCAA single-season history) and 53 touchdowns (fourth in NCAA history) in leading the Panthers to a 12-2 record and berth to the quarterfinals of the FCS Playoffs. Garoppolo was drafted by the New England Patriots in the second round of the 2014 NFL Draft, becoming just the fifth OVC player selected in that round and just the fifth OVC quarterback ever selected (and first since 1998).

The 2013 season saw the OVC snap a 19-game playoff losing streak dating back to the 2000 season. Tennessee State shutout Butler (marking the first OVC road playoff victory since 1986) to snap the streak while later that day Jacksonville State smashed Samford in the first round. A week later Eastern Illinois beat Tennessee State while Jacksonville State won at McNeese State to each advance to the quarterfinals; that marked the first time the OVC put two teams in the quarterfinals in the same season

since 1991. Overall the four total playoff wins in the same season established a new OVC record.

Football wasn't the only sport in which the OVC was quickly gaining respect. In 1955, the OVC became only the second six-member league nationally to earn an automatic bid to the prestigious NCAA Men's Basketball Tournament, which, at that time, was limited to only 24 participants. The Conference quickly proved worthy of that bid, as Morehead State defeated Marshall (107-92) and Wayne State (95-84) in the 1956 tournament.

Fifteen years later, former OVC member Western Kentucky became the first and only Conference team to reach the Final Four. The Hilltoppers defeated Jacksonville, Kentucky and Ohio State before losing to Villanova in double overtime in the national semifinals. WKU went on to finish in third place after beating Kansas 77-75 in the consolation game.

Since that time, the OVC has recorded some of the biggest upsets in the history of the NCAA Tournament. Perhaps the most famous moment came in 1987, when Austin Peay came from fourth place in the regular season to win the OVC Tournament and earn the league's automatic bid. The Governors drew powerful Illinois, and were such big underdogs, that ESPN broadcaster Dick Vitale promised to stand on his head if APSU won the game. After a 68-67 victory over the Illini, and a narrow 90-87 overtime loss to eventual Final Four participant Providence in the second round, Vitale made good on his promise in a visit to Clarksville two months later.

Murray State added to the OVC's string of upsets in 1988 when it knocked off 14th-ranked North Carolina State, 78-75. The Racers' M&M Boys - Jeff Martin and Don Mann - combined for 39 points in the win. MSU nearly went on to the Sweet 16 that year, losing to eventual national champion

Kansas, 61-58. A bank shot by Mann that would've given the Racers a one-point lead rolled off the rim with three seconds left. In 1990 as a No. 16 seed, Murray State took No. 1 seed Michigan State into overtime before falling 75-71; that game still marks the closest a No. 16 seed has come to knocking off a No. 1 in men's tournament action. More recently, Murray State has dominated the OVC Tournament, reaching the championship game every year in the 1990's. The Racers' 15 OVC Tournament Championships are the most among all OVC schools.

After former member Middle Tennessee State won a first round game in 1989, the league had a drought as no other OVC team won a NCAA Tournament game for the next 19 years. But Morehead State, coming off a thrilling double overtime OVC Tournament victory over Austin Peay, topped Alabama State 58-43 in the Opening Round game at University of Dayton Arena in Dayton, Ohio. The game was played in front of an Opening Round record crowd of 11,346 and included many MSU fans who made the three-hour drive from Morehead for the game.

In 2009-10, Murray State made OVC history by winning a record 31 games (31-5) on its way to the league's regular season and tournament championships. In the first round of the NCAA Tournament, the No. 13 seed Racers topped Vanderbilt in thrilling fashion when senior Danero Thomas hit a jumper as time expired to lift MSU to a 66-65 victory. It marked the first OVC team to advance to the second round of the NCAA Tournament since 1989, and snapped a skid of 71-straight losses to Southeastern Conference foes (dating back to 2000-01). In the second round, the Racers pushed eventual national runner-up Butler to the brink before losing 54-52.

In 2010-11 Morehead State would make it three NCAA Tournament



# Southeast Missouri State **REDHAWKS**

wins in as many years for the league and got a bit of revenge for the 2009 tournament loss to Louisville in the process. After finishing second in the regular season and winning the OVC Tournament Championship, the No. 13 seeded Eagles were shipped to Denver to play the in-state foe Cardinals. MSU jumped out to a 15-2 advantage but were down four points (61-57) with just over a minute to play in regulation. After two free throws from two-time OVC Player of the Year Kenneth Faried, the Eagles held for one final shot attempt and senior Demonte Harper pulled up off a cross-over dribble to nail a 3-pointer with 4.3 seconds left that gave Morehead State a 62-61 lead. UofL had one last attempt but Faried blocked the Cardinals last shot, giving MSU the win, its first over Louisville since the 1956-57 season.

In 2011-12 Murray State put together one of the greatest seasons in OVC history, beginning the year 23-0 (an all-time OVC best) and being ranked as high as No. 7 in the coaches poll on Feb. 6. The squad was the first OVC team to be nationally-ranked since Murray State was ranked in 1997-98; in addition the top 10 ranking was the first for an OVC team since the 1970-71 campaign (WKU). The Racers would top nationally-ranked Memphis and Saint Mary's during the season and win the league's regular season and tournament championships. MSU earned a No. 6 seed in NCAA Tournament, the highest-ever seed for an OVC team since the NCAA began seeding the field in 1979. The Racers would top Colorado State 58-41 in the second round before falling to Marquette in the third round. Murray State would win 31 games overall, tying the OVC all-time record the Racers set in 2009-10.

After the Murray State win in 2011-12, the league had won NCAA Tournament games in four-straight seasons, something that had never

happened in league history (three-game winning streaks from 1960-62 and 1987-89 had been the previous best streaks). Over that time period (2009-12) the OVC was one of just nine conferences nationally to win a NCAA Tournament game in each season and one of only three non-BCS leagues (joining the Atlantic 10 and WCC) to do so.

In 2013-14 Murray State won five games to claim the CollegeInsider.com Postseason Tournament (CIT) and in the process became the first OVC men's basketball team to ever play games in the month of April.

The 2014-15 season saw five OVC men's basketball teams earn postseason bids, the most in league history. Those teams combined to win eight total games, the most ever by the OVC in one postseason. Entering 2015-16 OVC men's basketball teams have at least one national postseason tournament victory in seven-straight seasons, an all-time league record.

In 2007-08, UT Martin guard Lester Hudson became the first men's Division I player to record a quadruple-double in a game, when he registered 25 points, 12 rebounds, 10 assists and 10 steals in a victory over Central Baptist College. Hudson, who ranked fourth in scoring nationally as a junior, returned for his senior season in 2008-09 and was second nationally in scoring (behind Davidson's Stephen Curry) at 27.5 points a contest. Hudson earned numerous honors (including OVC Player of the Year and OVC Male Athlete of the Year in each 2008 and 2009 and All-American status from several outlets) before being drafted by the Boston Celtics with the No. 58 pick of the 2009 NBA Draft.

During the 2010-11 year Faried, the nation's leading rebounder during the season, became the NCAA's Modern Era (since 1973) career rebounding leader, totaling 1,673 rebounds which passed Tim Duncan for the record (he is 11th

all-time in NCAA history). Faried also finished his career with 86 double-doubles, second all-time to only Duncan. He is one of only six players in NCAA history to finish with 2,000-plus career points (2,009) and 1,600-plus career rebounds. Faried was drafted 22nd overall by the Denver Nuggets in the 2011 NBA Draft, becoming the first OVC player selected in the first round since Tennessee State's Carlos Rogers 1994.

Murray State guard Isaiah Canaan, a first-team All-American in 2011-12, capped his illustrious career in 2012-13 by becoming just the 17th player in OVC history to score 2,000 or more career points. Canaan, who was a key part of Murray State NCAA Tournament victories in both 2010 and 2012, earned a pair of OVC Player of the Year honors (2012 and 2013) during his career as well as being named OVC Freshman of the Year (2010), OVC Tournament MVP (2010) and OVC Male Athlete of the Year (2012). He was drafted by the Houston Rockets with the 34th overall pick (No. 2 pick of the second round) of the 2013 NBA Draft.

In 2014-15 Murray State became just the fifth OVC men's team to complete a perfect Conference season (16-0). The Racers were led by sophomore Cameron Payne who was named OVC Men's Basketball Player of the Year, OVC Male Athlete of the Year and earned third-team All-American honors from CBSSports.com. Following the season Payne declared for the NBA Draft, becoming the first sophomore in OVC history to do so and one of just four OVC players all-time to enter and stay in the draft with eligibility remaining. Payne was selected in the lottery by the Oklahoma City Thunder (pick No. 14 overall), making him just the ninth First Round NBA Draft pick in OVC history.

Through its 67 years, 13 teams have won or shared the league's regular season men's basketball title. Murray State heads the list

with a Conference-record 24 outright or shared basketball crowns. Other past champions include former member Western Kentucky (19), Morehead State (9), Austin Peay (8), Eastern Kentucky (6), Tennessee Tech (5), former member Middle Tennessee (5), Tennessee State (2), former member East Tennessee State (2), Belmont (2 – including winning the titles in each of its first two years in the league), Southeast Missouri State (1), UT Martin (1) and former member Akron (1).

Among the coaching greats in men's basketball have been Western Kentucky's E.A. Diddle, who retired with 759 victories and 10 OVC titles; John Oldham, who was a member of the very first All-OVC squad and went on to win seven OVC crowns during his coaching tenure at Tennessee Tech and Western Kentucky; Paul McBrayer, who guided Eastern Kentucky to 219 wins and three OVC crowns; and Cal Luther, who is the only person in Conference history to win men's basketball Coach of the Year honors at two league schools – Murray State and UT Martin. Current Austin Peay head coach Dave Loos became the winningest coach in OVC history in 2009-10, netting his 319th victory and passing Luther on the all-time list. Loos enters the 2015-16 season with 391 victories.

There have been an equal number of great players including Western Kentucky's Clem Haskins, who is the only three-time OVC Player of the Year. Several players have won OVC Player of the Year honors twice: Western Kentucky's Jim McDaniels (1969-70 and 1970-71), Murray State's Les Taylor (1971-72, 1972-73), Jeff Martin (1987-88, 1988-89), Popeye Jones (1989-90, 1990-91) and Marcus Brown (1994-95, 1995-96), Austin Peay's Otis Howard (1976-77, 1977-78), Middle Tennessee's Jerry Beck (1980-81, 1981-82), Akron's Joe Jakubick (1982-83, 1983-84), Tennessee State's Carlos Rogers (1992-93, 1993-94), UT Martin's

Lester Hudson (2007-08, 2008-09), Morehead State's Kenneth Faried (2009-10, 2010-11) and Murray State's Isaiah Canaan (2011-12, 2012-13).

The OVC also has the honor of being the only conference to boast the nation's leaders in scoring, rebounding and assists all in one season. That feat was accomplished in 1991-92 by Morehead State's Brett Roberts (28.1 ppg), Murray State's Popeye Jones (14.4 rpg) and Tennessee Tech's Van Usher (8.8 apg).

Women's basketball in the OVC has been dominated by Tennessee Tech, which has won or shared 18 regular-season titles and owns nine OVC Tournament crowns. In fact, the Golden Eagles have reached the championship game of the OVC Tournament 22 times in the past 33 years. Although Tennessee Tech remains the standard-bearer, five other teams have won 15 of the last 22 OVC Tournaments. UT Martin became the latest program to add its name to the list, capturing its first OVC Tournament title in 2011 and also winning championships in 2012, 2013 and 2014. The Skyhawks became just the fourth team in OVC history (and first since Austin Peay from 2000-03) to win four-straight tournament titles.

Several coaches have made their mark in the history of OVC women's basketball. Former Tennessee Tech coach Marynell Meadors posted an amazing 363-139 (72.3%) record at Tech, becoming the first woman in NCAA or AIAW history to win 300 games at the same institution, while former Tennessee State skipper Teresa Phillips earned National Coach of the Year honors from USA Today in 1990 for turning around the Lady Tigers' program before going on to lead TSU to the NCAA Tournament in 1994 and 1995. Tennessee Tech coach Bill Worrell capped a stellar 20-year career in 2005-06 and was inducted into the OVC Hall of Fame in 2007; he compiled a 408-190 record while leading the Golden Eagles to an

unprecedented 16 OVC regular-season titles and eight NCAA Tournament appearances, including five straight from 1989-93. Larry Joe Inman, who retired at the conclusion of the 2007-08 season and was inducted into the OVC Hall of Fame in 2009, won more than 100 games at both Middle Tennessee and Eastern Kentucky, and earned OVC Coach of the Year honors a record eight times - five times at EKU and three at MTSU. In 2012-13 Inman came out of retirement to take the Tennessee State job; in 2014-15 he led the Lady Tigers to its first OVC Tournament Championship since 1995.

Many great players have graced the hardwood over the years, including former OVC Players of the Year Brooke Armistead and Gerlonda Hardin from Austin Peay, Pam Chambers, Jerilynn Harper, Cheryl Taylor, Angela Moorehead, Roschelle Vaughn, Diane Seng, Janet Holt and Emily Christian from Tennessee Tech; Morehead State's Donna Murphy, Priscilla Blackford and Chynna Bozeman; Eastern Kentucky's Kim Mays; Southeast Missouri's Gray C. Harris; Murray State's Ashley Hayes; and UT Martin's Heather Butler and Jasmine Newsome.

Morehead State center Brittany Pittman set new school, league and NCAA standards for blocked shots in 2008-09. Pittman swatted 164 shots during the season, setting a new NCAA single-season record (which has since been broken). During the campaign, only her second with the Eagles, she also set career block records for both Morehead State and the OVC (287).

In 2012-13 the UT Martin duo of Jasmine Newsome and Heather Butler finished fifth and sixth nationally among NCAA scoring leaders. Newsome, the 2012 and 2013 OVC Player of the Year, averaged 22.6 points per game on the way to All-American honors while Butler averaged 22.4 points per contest. Butler set a NCAA record during the season by

connecting on a 3-pointer in her 80th-straight game.

In 2013-14 Butler and Newsome capped their brilliant careers by ranking first and second in scoring in OVC history. Butler, the 2013-14 OVC Female Athlete of the Year, finished her career with 2,865 points, which ranked first in OVC and 16th in NCAA history. She also finished her career with 392 career 3-pointers (which was tied for the most in NCAA history following her career but now ranks second) and scored in double figures in all 129 career games which ranks fifth in NCAA history. Following the season Butler was signed by the WNBA's San Antonio Stars where she became the first OVC player to make an active WNBA roster. Newsome capped her career with 2,566 points, second only to Butler in OVC history.

The league also had another historical moment in November 2008 when the NCAA awarded Nashville the 2014 NCAA Women's Division I Final Four. The OVC served as the host of the prestigious event, which is one of the biggest sporting events the city of Nashville can host. The event was held April 6 & 8 at Bridgestone Arena in downtown Nashville and was played in front of sold-out crowds for both the semifinals and championship as UConn topped Notre Dame in a battle of undefeated teams to win its ninth national title.

Over its 67 years, OVC teams have garnered national championships and bowl games in football, along with national team or individual titles in the sports of rifle, cross country, track and golf.

The OVC has also produced several Olympic athletes, including Murray State's Morgan Hicks, who was a member of the 2004 United States Olympic Rifle Team and Morehead State's Brian Shimer who competed in five Winter Olympics in bobsled (winning a bronze medal in 2002) and coached the

2010 United States bobsled team to its first gold medal since 1948. Former Morehead State football and Eastern Kentucky track and field athlete Dallas Robinson competed with the U.S. bobsled team during the 2014 Sochi Winter Olympics. In addition, some of the greatest players in professional sports were educated at OVC institutions. The list includes former greats such as football's Phil Simms (Morehead State), basketball's Clem Haskins (Western Kentucky) and Bubba Wells (Austin Peay) and two-sport star Steve Hamilton (Morehead State) to present-day standouts like basketball player Kenneth Faried (Morehead State), football players Tony Romo (Eastern Illinois) and Jimmy Garoppolo (Eastern Illinois) and baseball players A.J. Ellis (Austin Peay) and Shawn Kelley (Austin Peay). Hamilton is the only athlete to ever play in the NCAA Basketball Championship, a Major League Baseball World Series (New York Yankees) and a NBA Championship Series (Los Angeles Lakers).

The OVC's first volleyball tournament was held in 1981, the same year Eastern Kentucky began a string of six straight tournament crowns. Former EKU skipper Dr. Geri Polvino compiled a 627-439 record in 32 seasons as head coach of the Colonels, earning OVC Coach of the Year honors eight times. More recently, former Austin Peay coach Cheryl Holt and former Southeast Missouri skipper Cindy Gannon also earned their peers' recognition multiple times with four awards each.

Throughout the last 32 years, 11 different teams have won an OVC regular-season or tournament volleyball crown. Since joining the league in 1991, Southeast Missouri has dominated the scene, winning seven of its eight regular-season titles during the 1990's, including five straight from 1993-97. The Redhawks have also won five tournament crowns (1994, 1996,





# Southeast Missouri State REDHAWKS

1998, 1999 and 2000). Jacksonville State won back-to-back OVC Tournament Championships (2005, 2006) including going through the OVC undefeated (16-0) in 2006 and winning a NCAA Tournament match in 2010, the league's first NCAA victory since 2000.

Following the 2007 season, Jacksonville State's Abbey Breit was named the OVC Offensive Player of the Year for the third-straight season, becoming the first player in OVC history to accomplish that feat. Four other individuals - Eastern Kentucky's Angela Boykins (1985-86), Morehead State's Dayle Hammontree (1988-89), Southeast Missouri's Tuba Meto (1996-97) and Morehead State's Amy Almond (2001-02) - were back-to-back winners of the award.

Morehead State won its fourth-straight OVC regular season championship in 2013. Over that four-year period (2010-13) the Eagles compiled an impressive 67-3 league record.

In 2007, Eastern Kentucky's Jacob Korir won his fourth-straight Conference cross country title becoming just the third OVC student-athlete and 13th athlete nationally to accomplish that feat. Korir was a three-time All-American in cross country, earning two top-10 finishes at the NCAA Cross Country Championship. The Nairobi, Kenya, native was also named a track and field All-American twice during his career, was selected as the OVC Male Athlete of the Year in 2006-07 and received the NCAA post graduate scholarship in 2008.

In 2011 the Eastern Kentucky men's cross country earned a national ranking in the USTFCCA poll, climbing to as high as No. 17; the ranking was the highest for an OVC team since the polls began in the early 1980s. The EKU men would qualify for the NCAA Championship, becoming the first OVC team to reach the national championship meet since 1980. Eastern Kentucky finished

26th overall at the event as junior Soufiane Bouchikhi was 47th in a field of 252 runners. On the women's side Eastern Kentucky senior Lydia Kosgei became the first EKU woman to ever qualify for the NCAA Championship and went on to finish 37th at the national meet, marking the second-highest finish for a female in OVC history, and also earning All-American honors.

A year later (2012) the EKU men's cross country team was ranked as high as No. 11 nationally and finished 24th at the NCAA Championship. Wade Meddles led the team with a 38th place finish at the event while Bouchikhi was 40th. In 2013 Eastern Kentucky placed 15th at the NCAA Championship, the highest national finish for an OVC team since 1980. Soufiane Bouchikhi capped his career by winning his fourth-straight OVC Championship and earning National Runner of the Week honors during the season. Bouchikhi finished 26th at the NCAA Championship in 2013, earning All-American honors for the second-straight season. In 2014 EKU qualified for its fourth-straight NCAA Championship and finished 23rd overall.

In 2007 the Conference had two teams in the NCAA Women's Soccer Tournament for the first time in league history, as former OVC member Samford earned an at-large selection while Southeast Missouri was the Conference's automatic bid.

Former Austin Peay standout and 2012 OVC Soccer Player of the Year Tatiana Ariza represented her native country of Colombia in both the 2012 Summer Olympics in London (earning a start against the United States) as well as the 2015 FIFA Women's World Cup. In the 2015 event she assisted on the first World Cup goal in her country's history and in the following match helped her team to a 2-0 victory over France, giving Colombia its first-ever win at the event.

For the first time under the

current format, OVC men's golfers qualified for the NCAA National Championship in back-to-back years in 2013 and 2014. Austin Peay's Dustin Korte advanced from the regional to the national championship in 2013 (finishing 116th overall) while APSU's Marco Iten won the Auburn Regional in 2014 to qualify for the National Championship (finishing 55th). In 2015 OVC three individual men's golfers competed in the NCAA Regionals (one automatic berth and two at-large berths) in addition to the Eastern Kentucky team; the three individuals were the most from the OVC to qualify in one year under the current format. The OVC also boasts two current PGA Tour professionals in Scott Stallings (Tennessee Tech) and Josh Teater (Morehead State).

In 2009 it was OVC softball that accomplished several firsts as UT Martin (tournament champion) and Jacksonville State (at-large) were each selected for the NCAA Championship. Jacksonville State would take it a step farther by winning the Knoxville Regional (beating No. 13 national seed Tennessee along the way) to become the first OVC softball program to advance to a Super Regional. Jax State would fall to No. 4 Alabama in that Super Regional but finished the season 43-16 (19-2 OVC) and ranked 21st nationally in the ESPN.com/USA Softball poll and 24th nationally in the USA Today/NFCA poll.

The league's baseball presence has continued to evolve since its inception. The OVC baseball tournament moved to a neutral site for the first time in 2001 with Paducah, Kentucky and Brooks Stadium hosting the tournament in front of raucous crowds. The success of the tournament led to Jackson, Tennessee and The Ballpark at Jackson (the home of the Seattle Mariner's Class AA affiliate) - hosting the event for the first time in 2010.

The OVC also has made a

statement in the NCAA Baseball Championship in recent years, with its teams involved in several memorable contests in the last decade. Tennessee Tech surprised Wake Forest in the opening round of the 2001 tournament and Southeast Missouri stunned host Alabama in the opening round of the 2002 championship. Five years later, Austin Peay captured the collegiate baseball world's attention by taking Vanderbilt, the 2007 No. 1 overall seed, to extra innings. Eastern Illinois pushed host Nebraska to the limit in 2008 followed by Tennessee Tech's memorable contest against host Clemson in 2009.

After not making the OVC Tournament field in either 2009 or 2010, Austin Peay, who was picked to finish seventh in the 2011 preseason poll, won the regular season and tournament championships to garner its fourth NCAA Tournament appearance. In the first game of NCAA Regional play the Govs knocked off host and No. 1 seed Georgia Tech 2-1.

In 2012 Austin Peay completed a "repeat squared" (back-to-back regular season and tournament championships) for the first-time in OVC history. The Govs would go on to top Indiana State and Cal State Fullerton at the Eugene Regional, before falling to host Oregon in the regional final. It marked the first time since the 2000 season (Middle Tennessee) that an OVC team had won multiple NCAA Tournaments games in the same season.

Austin Peay completed a "3-Peayt" by winning its third-straight OVC Tournament crown in 2013. Along the way the Govs garnered the first nationally-ranking by an OVC team since 2009 (climbing to as high as 21st nationally) and tied the OVC single-season record with 47 victories. The Govs earned the No. 2 seed in the NCAA Bloomington Regional, becoming the first OVC team in the current regional format (since 1999) to earn anything other than a No. 4 seed. The squad topped



## OVC HISTORY

Florida and Valparaiso to advance to the regional final for the second-straight season before losing to host Indiana. Gove's senior closer Tyler Rogers was a big part of his team's success during the year, setting the NCAA single-season record for saves (23 – a mark that was later eclipsed during the College World Series).

In 2014, for the third-straight year, 12 OVC players were selected in the Major League Baseball First-Year Player Draft. Of those 12 selections five came in the first 10 rounds, setting a new record for most OVC players picked in the first 10 rounds (eclipsing the old mark of three set several times). The 12 selections were once again just one off the record of 13 selections in 2010; overall the OVC has had 65 players selected over the past six years (2010-15).

A first in the OVC occurred in 2008, when the league had a first round draft pick in both the NFL (Tennessee State's Dominique Rodgers-Cromartie) and Major League Baseball (Eastern Kentucky's Christian Friedrich) Drafts in the same school year. A year later (2009) the league had a Major League Baseball First Round Compensation Round pick (Eastern Illinois' Tyler Kehrler who was No. 48 overall) and NBA Second Round pick (UT Martin's Lester Hudson) in the same season.

The playing field is not the only place where OVC athletes are working hard. The league also recognizes excellence in the classroom. Six Scholar-Athlete Awards are presented yearly to male and female athletes, while others are commended for their academic success by being Medal of Honor recipients or earning a spot on the Commissioner's Honor Roll. Additionally, the league annually presents one institutional Academic Achievement Award, as well as separate team awards in each Conference-sponsored sport. Since the College Sports Information Directors of America

(CoSIDA) Academic All-America program began, the Ohio Valley Conference has had 243 student-athletes honored with the award, including 51 over the last five years (2010-15).

Through the early years of the league, administrators wrestled with fan behavior due to the close proximity of the Conference members and the intense rivalries which developed. Just as it did decades ago, the OVC took the leadership role on what has become a national issue. In 1995, the OVC implemented a first-of-its-kind "Sportsmanship Statement," a policy which promotes principles of fair play, ethical conduct and respect for one's opponent. The statement has become a model for others to follow across the nation, and has answered the challenge of the NCAA Presidents Commission to improve sportsmanship in collegiate athletics.

Additionally, the OVC annually presents the Steve Hamilton Sportsmanship Award, in honor of the former Morehead State student-athlete, coach and athletics director, to a junior or senior student-athlete with significant athletic contributions who best exemplifies the characteristics of sportsmanship and citizenship. Most recently, the Conference has also implemented the OVC Institutional and Team Sportsmanship Awards, which are presented to one institution and 18 sport-specific teams voted by their peers to have best exhibited the standards of sportsmanship and ethical conduct as outlined by the OVC and NCAA.

The vision of leadership demonstrated by the Founding Fathers in 1948 remains alive today as the Ohio Valley Conference prepares for the future. One example is in regard to the current trend in collegiate athletics administration for increased involvement of university presidents in setting policies and making rules. The presidents of OVC institutions,

however, have always governed the Conference, long before presidential governance became a national theme.

The Ohio Valley Conference sponsors the following sports: baseball, basketball, cross country, football, golf, tennis and track for men, and basketball, cross country, golf, soccer, softball, tennis, track and volleyball for women. In addition, the OVC also sponsors the combined men's and women's sport of rifle.

Now in its seventh decade of competition, the Ohio Valley Conference has grown significantly from its humble beginnings

while increasing the number of athletics opportunities it provides for students. Current league representatives include charter members Eastern Kentucky University, Morehead State University and Murray State University, along with Austin Peay State University, Belmont University, Eastern Illinois University, Jacksonville State University, Southeast Missouri State University, Southern Illinois University Edwardsville, Tennessee State University, Tennessee Technological University and the University of Tennessee at Martin.

### OVC Staff



**Beth DeBauche**  
Commissioner



**Brad Walker**  
Associate Commissioner  
for Operations



**Kyle Schwartz**  
Assistant Commissioner  
for Media Relations



**Brian Pulley**  
Assistant Commissioner  
for External Affairs



**Stephanie Castera**  
Associate Commissioner  
for Institutional  
Services/SWA



**Scott Krapf**  
Assistant Commissioner  
for Championships



**INSPIRING EXCELLENCE**  
SINCE 1948



# Southeast Missouri State REDHAWKS



## 2015 Standings

	<u>OVC</u>	<u>Pct.</u>	<u>Overall</u>	<u>Pct.</u>	<u>Streak</u>
xy - SIUE	20-6	.769	43-16	.729	L1
y - Jacksonville State	18-6	.750	38-17	.691	L1
y - Murray State	20-7	.741	38-19	.667	L2
y! - Tennessee Tech	15-11	.577	33-28	.541	W1
y - Eastern Kentucky	13-10	.565	24-28	.462	L1
y - Eastern Illinois	14-11	.560	21-27	.438	L1
y - Southeast Missouri	12-12	.500	19-27	.413	L2
Morehead State	11-11	.500	22-24	.478	L2
UT Martin	9-15	.375	24-26	.480	L6
Belmont	8-16	.333	13-32	.289	W2
Austin Peay	5-22	.185	9-37	.196	L7

x - regular-season champion; y - clinched tournament berth; ! - OVC Tournament champion

## Batting Average

Jacksonville State	.....322
Murray State	.....315
Southeast Missouri	.....291
SIUE	.....286
Tennessee Tech	.....284

## Slugging Percentage

Jacksonville State	.....504
Murray State	.....483
Tennessee Tech	.....457
UT Martin	.....440
Southeast Missouri	.....436

## On-Base Percentage

Jacksonville State	.....399
Murray State	.....390
UT Martin	.....376
SIUE	.....368
Southeast Missouri	.....366

## Runs Scored

Murray State	.....324
Jacksonville State	.....318
SIUE	.....280
Tennessee Tech	.....274
UT Martin	.....235

## Hits

Jacksonville State	.....488
Murray State	.....478
Tennessee Tech	.....464
SIUE	.....435
Southeast Missouri	.....377

## Runs Batted In

Jacksonville State	.....294
Murray State	.....294
Tennessee Tech	.....252
SIUE	.....249
UT Martin	.....210

## Doubles

Jacksonville State	.....94
Murray State	.....87
Tennessee Tech	.....79
SIUE	.....76
UT Martin	.....70

## Triples

UT Martin	.....12
SIUE	.....10
Murray State	.....10
Belmont	.....9
Tennessee State	.....9

## Home Runs

Tennessee Tech	.....64
Jacksonville State	.....58
Murray State	.....49
Eastern Kentucky	.....47
2 tied at	.....39

## Total Bases

Jacksonville State	.....764
Tennessee Tech	.....747
Murray State	.....732
SIUE	.....639
Eastern Kentucky	.....593

## Total Plate Appearances

Tennessee Tech	.....1863
SIUE	.....1816
Murray State	.....1775
Jacksonville State	.....1766
Eastern Kentucky	.....1552

## At Bats

Tennessee Tech	.....1633
SIUE	.....1522
Jacksonville State	.....1516
Murray State	.....1516
Eastern Kentucky	.....1382

## Walks

UT Martin	.....180
Murray State	.....174
SIUE	.....149
Austin Peay	.....146
Jacksonville State	.....145

## Hit By Pitch

Jacksonville State	.....62
SIUE	.....55
Tennessee Tech	.....44
Austin Peay	.....36
UT Martin	.....31

## Strikeouts

Eastern Kentucky	.....305
Tennessee Tech	.....282
Eastern Illinois	.....267
Morehead State	.....257
Austin Peay	.....254

## SAC Bunts

SIUE	.....78
Morehead State	.....44
UT Martin	.....42
Murray State	.....39
Eastern Illinois	.....36

## SAC Flies

Murray State	.....21
Jacksonville State	.....19
Tennessee Tech	.....14
SIUE	.....12
Tennessee State	.....11

## Stolen Bases

UT Martin	.....90
SIUE	.....67
Tennessee State	.....52
Murray State	.....48
Eastern Kentucky	.....44

## Earned Run Average

SIUE	.....2.03
Jacksonville State	.....2.70
Murray State	.....2.99
Tennessee Tech	.....3.70
Morehead State	.....3.73

## Opposing Batting Average

SIUE	.....193
Murray State	.....250
Jacksonville State	.....255
Morehead State	.....271
Tennessee Tech	.....280

## Innings Pitched

Tennessee Tech	.....402.2
SIUE	.....400.0
Murray State	.....370.0
Jacksonville State	.....362.1
Eastern Kentucky	.....337.2

## Batters Struck Out

SIUE	.....491
Tennessee Tech	.....373
Eastern Kentucky	.....313
Murray State	.....252
Jacksonville State	.....237

## Batters Struck Out Looking

SIUE	.....127
Eastern Kentucky	.....79
Morehead State	.....64
Jacksonville State	.....63
Murray State	.....60

## Wins

SIUE	.....43
Jacksonville State	.....38
Murray State	.....38
Tennessee Tech	.....31
2 tied at	.....24

## 2015 STATISTICS

### Losses

Austin Peay.....	37
Tennessee State.....	37
Belmont.....	32
Eastern Kentucky.....	28
Tennessee Tech.....	28

### Saves

SIUE.....	6
Jacksonville State.....	5
Tennessee Tech.....	5
<b>Southeast Missouri.....</b>	<b>5</b>
2 tied at.....	4

### Runners Picked Off

<b>Southeast Missouri.....</b>	<b>3</b>
Tennessee State.....	2
5 tied at.....	1

### Hits Allowed

SIUE.....	283
Morehead State.....	308
Jacksonville State.....	348
Murray State.....	357
Eastern Illinois.....	377

### Runs Allowed

SIUE.....	145
Jacksonville State.....	162
Murray State.....	181
Morehead State.....	213
UT Martin.....	214

### Earned Runs Allowed

SIUE.....	116
Jacksonville State.....	140
Morehead State.....	156
Murray State.....	158
UT Martin.....	183

### Walks Allowed

Austin Peay.....	102
SIUE.....	109
<b>Southeast Missouri.....</b>	<b>112</b>
Jacksonville State.....	129
Belmont.....	133

### Home Runs Allowed

Jacksonville State.....	22
Murray State.....	25
SIUE.....	27
Morehead State.....	36
UT Martin.....	37

### Wins

SIUE.....	43
Jacksonville State.....	38
Murray State.....	38
Tennessee Tech.....	31
2 tied at.....	24

### Batting Average

Jessica Twaddle, MUR.....	426
<b>Kayla Fortner, SEMO.....</b>	<b>389</b>
Sara Borders, JSU.....	381
Haley Chambers, SIUE.....	369
Savannah Sloan, JSU.....	366

### Slugging Percentage

<b>Kayla Fortner, SEMO.....</b>	<b>832</b>
Sara Borders, JSU.....	806
Maggie Glass, MUR.....	727
Jessica Twaddle, MUR.....	663
Alexa Becker, MUR.....	632

### On-Base Percentage

<b>Kayla Fortner, SEMO.....</b>	<b>523</b>
Sara Borders, JSU.....	510
Jessica Twaddle, MUR.....	483
Haley Chambers, SIUE.....	457
Paige Murphy, ECU.....	456

### Runs Scored

Alexa Becker, MUR.....	57
Sara Borders, JSU.....	47
Mo Ramsey, MUR.....	47
Jessica Twaddle, MUR.....	45
Krislyn Campos, ECU.....	44

### Hits

Jessica Twaddle, MUR.....	72
Haley Chambers, SIUE.....	69
Angi Sakamoto, TTU.....	66
Mo Ramsey, MUR.....	65
Alexa Becker, MUR.....	65

### Runs Batted In

Jessica Twaddle, MUR.....	54
Sara Borders, JSU.....	54
Maggie Glass, MUR.....	53
<b>Kayla Fortner, SEMO.....</b>	<b>48</b>
Olivia Bennett, TTU.....	47

### Doubles

Alexa Becker, MUR.....	19
Gonzales, UTM.....	18
Hollingsworth, BEL.....	16
Jessica Twaddle, MUR.....	16
Angi Sakamoto, TTU.....	16

### Triples

Hollingsworth, BEL.....	6
Gearlds, TSU.....	4
6 tied at.....	3

### Home Runs

Sara Borders, JSU.....	18
<b>Kayla Fortner, SEMO.....</b>	<b>16</b>
Olivia Bennett, TTU.....	16
Maggie Glass, MUR.....	16
Katie Tackett, ECU.....	11

### Total Bases

Sara Borders, JSU.....	125
Maggie Glass, MUR.....	120
Alexa Becker, MUR.....	115
Haley Chambers, SIUE.....	114
2 tied at.....	112

### Walks

Sara Borders, JSU.....	39
<b>Kayla Fortner, SEMO.....</b>	<b>37</b>
Paige Murphy, ECU.....	28
Tate, UTM.....	28
2 tied at.....	27

### Stolen Bases

Laurel Burroughs, APSU.....	23
Gearlds, TSU.....	17
Kayla McGuffey, MOR.....	15
Savannah Sloan, JSU.....	15
Hansen, UTM.....	15

### Total Plate Appearances

Angi Sakamoto, TTU.....	238
Haley Chambers, SIUE.....	227
Olivia Bennett, TTU.....	222
Alexa Becker, MUR.....	219
Mo Ramsey, MUR.....	215

### At Bats

Angi Sakamoto, TTU.....	212
Olivia Bennett, TTU.....	195
Haley Chambers, SIUE.....	187
Mo Ramsey, MUR.....	185
Hannah Eldridge, TTU.....	184

### Earned Run Average

Haley Chambers, SIUE.....	1.45
Danielle Liberatore, TTU.....	2.30
Baylee Douglass, SIUE.....	2.33
Logan Green, JSU.....	2.36
Taylor West, JSU.....	2.66

### Opposing Batting Average

Ketchum, TTU.....	171
Haley Chambers, SIUE.....	187
Baylee Douglass, SIUE.....	198
Alexis Kohrs, SIUE.....	217
M. Grossmann, MOR.....	221

### Innings Pitched

Haley Chambers, SIUE.....	231.1
Danielle Liberatore, TTU.....	225.2
<b>Madeline Krumrey, SEMO.....</b>	<b>176.2</b>
CheyAnne Gaskey, MUR.....	163.0
Jessica Wireman, EIU.....	153.1

### Batters Struck Out

Haley Chambers, SIUE.....	315
Danielle Liberatore, TTU.....	283
L. Pittsenbarger, ECU.....	158
Baylee Douglass, SIUE.....	157
CheyAnne Gaskey, MUR.....	133

### Wins

Haley Chambers, SIUE.....	25
CheyAnne Gaskey, MUR.....	20
Danielle Liberatore, TTU.....	19
Baylee Douglass, SIUE.....	17
Robinson, MUR.....	15

### Saves

Whitney Gillespie, JSU.....	4
Baylee Douglass, SIUE.....	4
Hayle Flynn, ECU.....	3
Danielle Liberatore, TTU.....	3
Matchen, TSU.....	3

### Appearances

Haley Chambers, SIUE.....	41
Danielle Liberatore, TTU.....	40
Baylee Douglass, SIUE.....	36
Jessica Wireman, EIU.....	35
CheyAnne Gaskey, MUR.....	34

### Games Started

Haley Chambers, SIUE.....	35
Danielle Liberatore, TTU.....	34
Taylor West, JSU.....	29
L. Pittsenbarger, ECU.....	28
CheyAnne Gaskey, MUR.....	28

### Losses

Green, TSU.....	18
Galyon, TSU.....	15
Moon, BEL.....	15
Natalie Ayala, APSU.....	15
Jessica Wireman, EIU.....	14



# Southeast Missouri State REDHAWKS



The 2016 Ohio Valley Conference Softball Championship will be held May 11-14 at a to be determined location.

This season marks the 23rd year for the Championship and the fourth year it features eight teams.

Last season Tennessee Tech finished the Championship undefeated, beating host SIUE in the title game to claim its seventh overall crown and first since 2007.



*Southeast Missouri advanced to the OVC Softball Championship as the No. 7 seed last season. It was the Redhawks first OVC Tournament appearance since 2011.*

## Year-by-Year OVC Tournament Champions

1994	Southeast Missouri
1995	Tennessee Tech
1996	Southeast Missouri
1997	Southeast Missouri
1998	Southeast Missouri
1999	Southeast Missouri
2000	Middle Tennessee
2001	Tennessee Tech
2002	Eastern Kentucky
2003	Tennessee Tech
2004	Eastern Kentucky
2005	Tennessee Tech
2006	Tennessee Tech
2007	Tennessee Tech
2008	Jacksonville State
2009	UT Martin
2010	Jacksonville State
2011	Jacksonville State
2012	UT Martin
2013	Jacksonville State
2014	SIU Edwardsville
2015	Tennessee Tech

## 2016 OVC Softball Championship Schedule

### Wednesday, May 11

Game 1: #3 Seed vs. #6 Seed, TBD  
Game 2: #2 Seed vs. #7 Seed, TBD  
Game 3: #4 Seed vs. #5 Seed, TBD  
Game 4: #1 Seed vs. #8 Seed, TBD

### Thursday, May 12

Game 5: Loser Game 1 vs. Loser Game 2, TBD  
Game 6: Winner Game 1 vs. Winner Game 2, TBD  
Game 7: Winner Game 3 vs. Winner Game 4, TBD  
Game 8: Loser Game 3 vs. Loser Game 4, TBD

### Friday, May 13

Game 9: Winner Game 5 vs. Loser Game 7, TBD  
Game 10: Winner Game 8 vs. Loser Game 6, TBD  
Game 11: Winner Game 6 vs. Winner Game 7, TBD  
Game 12: Winner Game 9 vs. Winner Game 10, TBD

### Saturday, May 14

Game 13: Winner Game 12 vs. Loser Game 11, TBD  
Game 14: Winner Game 11 vs. Winner Game 13, TBD  
Game 15: Repeat of Game 14, TBD (if necessary)







# **RECORDS & HISTORY**

---





# Southeast Missouri State REDHAWKS

## Southeast Missouri Softball All-Americans



**Jayne Creek**  
First-Team, 1981



**Lisa Foster**  
First-Team, 1989



**Traci Eudaley**  
Second-Team



**Karen Hudson**  
Second-Team, 1991



**Alice Marler**  
Second-Team, 1991



**Connie Simmons**  
Academic, 1987



**Cathy Retherford**  
Academic, 1990



**Christine Engelhardt**  
Academic, 1997,  
1998, 1999



**Jenny Oermann**  
Academic, 1998,  
1999

### OVC Coach of the Year

Lana Richmond.....	1995
Lana Richmond.....	1996
Lana Richmond.....	1997
Lana Richmond.....	1998
Lana Richmond.....	2009

### OVC Female Athlete of the Year

Kim Palmer .....	1996-97
Jenny Oermann.....	1998-99

### OVC Player of the Year

Lisa Kraxner, C.....	1996
Kim Palmer, OF.....	1997
Jenny Oermann, INF.....	1999
Jenny Doehring, UT .....	2001

### OVC Pitcher of the Year

Sara Reichert .....	1995
Sara Reichert .....	1996
Sara Reichert .....	1998

### OVC Freshman of the Year

Megan McDonald, INF .....	2005
---------------------------	------

### OVC First-Team Selections

Amy Evers, INF .....	1994
Robyn Sitzes, OF .....	1994
Jodi Smith, OF .....	1994
Lisa Kraxner, C.....	1995
Lesley Mueller, OF .....	1995
Jodi Smith, OF.....	1995
Sara Reichert, P.....	1995
Lisa Kraxner, INF .....	1996
Jenny Oermann, INF.....	1996
Kim Palmer, OF .....	1996

Jodi Smith, OF.....	1996
Sara Reichert, P.....	1996
Debbie Schmelz, P.....	1996
Jenny Oermann, INF.....	1997
Chris Shetley, OF.....	1997
Christine Engelhardt, P.....	1997
Jenny Oermann, INF.....	1998
Kim Palmer, OF.....	1998
Chris Shetley, OF.....	1998
Debbie Schmelz, P.....	1998
Jenny Oermann, INF.....	1999
Debbie Schmelz, P.....	1999
Renee Enos, INF .....	2000
Jenny Doehring, UT .....	2000
Renee Enos, INF .....	2001
Jenny Doehring, UT .....	2001
Jennifer Cobin, C.....	2002
Brooke Nett, INF .....	2003
Kelly Birk, UT .....	2004
Megan McDonald, INF .....	2005
Michelle Summers, OF.....	2005
Megan McDonald, INF .....	2006
Michelle Summers, INF .....	2007
Megan McDonald, INF .....	2008
Michelle Summers, INF .....	2008
Carmen Fowler, INF.....	2011
Alexis Anderson, OF.....	2013
Savannah Carpenter, UT/DP.....	2014
Kayla Fortner, OF.....	2015

### OVC Second-Team Selections

Shelly Trieb, INF .....	1994
Nicole Mortimer, P.....	1994
Amy Evers, INF .....	1995
Janis Swiderski, INF.....	1995
Traci Wren, UT .....	1995
Kelly Heatherington, INF .....	1996
Janis Swiderski, INF.....	1996
Erin Frazier, UT .....	1996
Kendra Williams, INF.....	1997
Tami Hebert, INF .....	1997
Renee Enos, INF .....	1998
Michelle Frank, INF.....	1998
Christine Engelhardt, P.....	1998
Renee Enos, INF .....	1999
Kelsey White, OF.....	1999
Christine Engelhardt, P.....	1999
Brooke Nett, INF .....	2001
Courtney Eklund, OF.....	2001
Brooke Nett, INF .....	2002
Courtney Eklund, OF.....	2002
Kelly Birk, UT .....	2003
Jamie Birk, OF .....	2004
Kelly Birk, UT .....	2005
Lindsay Pickering, OF.....	2006
Stephanie Huffman, UT .....	2006

Megan McDonald, INF .....	2007
Lindsay Pickering, OF.....	2007
Giana Zimmerman, P.....	2009
Nicole Troncoso, INF .....	2009
Jennifer Vasquez, OF.....	2009
Alora Marble, P.....	2011
Renee Kertz, INF .....	2011
Evan Sallis, INF .....	2012
Lindsey Patterson, 1B.....	2015

### OVC All-Newcomer Team Selections

Lauren Bradley, INF.....	2006
Jenn Monaghan, INF .....	2006
Stacia Dopudja, P/INF.....	2007
Giana Zimmerman, P/INF.....	2009
Nicole Troncoso, INF .....	2009
Alora Marble, P.....	2011
Cheyenne Gipson, OF .....	2011
Alexis Anderson, OF .....	2013
Chelsea Smith, C.....	2013
Haylee Krack, INF .....	2014
Madeline Krumrey, P .....	2015

### OVC Honorable Mention Selections

Amy Evers, INF .....	1996
Ricki DeArmon, OF .....	1998
Emmy Kisaka, INF .....	1999
Emmy Kisaka, INF .....	2000
Jennifer Dippel, P.....	2000
Emmy Kisaka, INF .....	2001
Reagan Hamlin, INF .....	2002

### OVC Tournament MVP

Amy Evers, INF .....	1996
Kendra Williams, C.....	1997
Jenny Oermann, INF.....	1998
Kelsey White, OF.....	1999

### OVC All-Tournament Team

Julie Davis, INF .....	1994
Gail Salger, INF .....	1994
Leslie Mueller, OF.....	1994
Jodi Smith, OF.....	1994
Nicole Mortimer, UT .....	1994
Kim Staffey, UT .....	1994
Lisa Kraxner, C.....	1995
Lisa Kraxner, C.....	1996
Janis Swiderski, INF.....	1996
Amy Evers, INF .....	1996
Jodi Smith, OF.....	1996
Sara Reichert, P.....	1996
Kendra Williams, C.....	1997
LeeAnn Gryncewicz, INF .....	1997
Kim Palmer, OF .....	1997
Debbie Schmelz, P.....	1997

## HONORS & AWARDS

Jenny Oermann, INF.....	1998
Kim Palmer, OF.....	1998
Chris Shetley, OF.....	1998
Christine Engelhardt, P.....	1998
Jenny Oermann, INF.....	1999
Renee Enos, INF.....	1999
Kelsey White, OF.....	1999
Christine Engelhardt, P.....	1999
Debbie Schmelz, At-Large.....	1999
Courtney Eklund, OF.....	2000
Kelsey White, OF.....	2000
Jenny Doebling, At-Large.....	2000
Emmy Kisaka, At-Large.....	2001
Brooke Nett, INF.....	2002
Brooke Nett, INF.....	2003
Alana Bagby-Leonard, P/INF.....	2003
Alana Bagby-Leonard, INF.....	2004
Lindsay Pickering, OF.....	2004
Victoria Torrez, INF.....	2005
Lindsay Pickering, OF.....	2005
Kelly Birk, UT.....	2005
Lindsey Webb, C.....	2006
Giana Zimmerman, P.....	2009
Jennifer Vasquez, OF.....	2009
Carmen Fowler, INF.....	2009
Alora Marble, P.....	2011
Evan Sallis, OF.....	2011
Shelby Kuryllo, C.....	2011

### OVC Player of the Week

Amy Evers.....	3/22/94
Lisa Kraxner.....	3/20/95
Kelly Heatherington.....	4/24/95
Kim Palmer.....	4/7/97
Chris Shetley.....	4/15/97
Jenny Oermann.....	3/30/98
Chris Shetley.....	4/5/98
Kim Palmer.....	4/13/98
Jenny Oermann.....	3/29/99
Kelsey White.....	4/5/99
Renee Enos.....	4/17/00
Renee Enos.....	4/23/01
Alana Bagby-Leonard.....	3/10/03
Megan McDonald.....	4/11/05
Michelle Summers.....	3/13/06
Michelle Summers.....	3/27/06
Amber Peterson.....	4/2/07
Michelle Summers.....	4/23/07
Lauren Bradley.....	5/7/07
Michelle Summers.....	3/31/08
Alex Ramirez.....	4/27/09
Jennifer Vasquez.....	5/4/09
Renee Kertz.....	2/15/10
Kayla Fortner.....	2/16/15
Kayla Fortner.....	3/23/15

### OVC Pitcher of the Week

Nicole Mortimer.....	4/7/94
Sara Reichert.....	3/27/95
Sara Reichert.....	4/10/95
Sara Reichert.....	4/24/95
Sara Reichert.....	3/25/96
Sara Reichert.....	4/22/96
Debbie Schmelz.....	3/30/98
Debbie Schmelz.....	4/20/98
Christine Engelhardt.....	4/19/99
Jennifer Dippel.....	4/17/00
Jenny Doebling.....	4/24/00
Amy Fahnestock.....	4/4/05
Elaine Fisher.....	5/9/05
Elaine Fisher.....	4/3/06
Stephanie Huffman.....	4/10/06
Giana Zimmerman.....	4/27/09
Giana Zimmerman.....	5/4/09
Whitney Dupuis.....	2/15/10

### OVC Medal of Honor

\* The OVC Medal of Honor is given annually to the student-athlete(s) who achieve the highest GPA in a Conference-sponsored sport.

Amy Evers.....	1995-96
Lisa Kraxner.....	1995-96
Christine Engelhardt.....	1996-97
Erin Frazier.....	1996-97
Christine Engelhardt.....	1997-98
Kim Palmer.....	1997-98
Christine Engelhardt.....	1998-99
Alisha Liley.....	1998-99
Anne Trieb.....	1998-99
Kelly Birk.....	2001-02
Brooke Nett.....	2001-02
Jamie Birk.....	2003-04
Victoria Torrez.....	2004-05
Melissa Van Velkinburgh.....	2004-05
Lindsey Woodworth.....	2006-07
Megan McDonald.....	2006-07
Lindsey Woodworth.....	2007-08
Whitney Dupuis.....	2009-10
Giana Zimmerman.....	2009-10
Whitney Dupuis.....	2010-11
Taylor Cowan.....	2011-12
Renee Kertz.....	2011-12
Lindsey Patterson.....	2011-12
Summer Burger.....	2012-13
Nicole Deering.....	2013-14
Renee Terry.....	2013-14
Nicole Deering.....	2014-15

### OVC Commissioner's Honor Roll

\* To be listed on the OVC Commissioner's Honor Roll, recipients must have achieved at least a 3.25 GPA and have been eligible and on the team throughout the competitive season in their chosen NCAA-sponsored sport or sports.

Rebecca Alberson.....	1993-94
Amy Blattel.....	1993-94
Amy Evers.....	1993-94
Kara Heuring.....	1993-94
Amy Johannsen.....	1993-94
Theresa Largent.....	1993-94
Karen Martzenbacher.....	1993-94
Nikki Mortimer.....	1993-94
Lesley Mueller.....	1993-94
Jodi Smith.....	1993-94
Kim Staffey.....	1993-94
Shelly Trieb.....	1993-94
Julie Davis.....	1994-95
Amy Evers.....	1994-95
Erin Frazier.....	1994-95
Amy Johannsen.....	1994-95
Lisa Kraxner.....	1994-95
Karen Matzenbacher.....	1994-95
Nikki Mortimer.....	1994-95
Lesley Mueller.....	1994-95
Jodi Smith.....	1994-95
Traci Wren.....	1994-95
Christine Engelhardt.....	1995-96
Amy Evers.....	1995-96
Erin Frazier.....	1995-96
Lisa Kraxner.....	1995-96
Jill Lekovish.....	1995-96
Karen Matzenbacher.....	1995-96
Karen Noel.....	1995-96
Jenny Oermann.....	1995-96
Ashley Roberts.....	1995-96
Debbie Schmelz.....	1995-96
Jodi Smith.....	1995-96
Janis Swiderski.....	1995-96
Ann Wilson.....	1995-96
Christine Engelhardt.....	1996-97
Erin Frazier.....	1996-97
Karen Matzenbacher.....	1996-97
Karen Noel.....	1996-97
Jenny Oermann.....	1996-97
Kim Palmer.....	1996-97
Debbie Schmelz.....	1996-97
Ann Wilson.....	1996-97
Christine Engelhardt.....	1997-98
Erin Frazier.....	1997-98
Alisha Liley.....	1997-98
Jenny Oermann.....	1997-98
Kim Palmer.....	1997-98

Debbie Schmelz.....	1997-98
Anne Trieb.....	1997-98
Christine Engelhardt.....	1998-99
Jenni Gaines.....	1998-99
Tami Hebert.....	1998-99
Emmy Kisaka.....	1998-99
Alisha Liley.....	1998-99
Jenny Oermann.....	1998-99
Debbie Schmelz.....	1998-99
Anne Trieb.....	1998-99
Kelsey White.....	1998-99
Jennifer Cobin.....	1999-00
Michelle Frank.....	1999-00
Tami Hebert.....	1999-00
Emmy Kisaka.....	1999-00
Renee Mueller.....	1999-00
Brooke Nett.....	1999-00
Dawn Piantino.....	1999-00
Sheryn Queen.....	1999-00
Jessica Broyles.....	2000-01
Kathryn Cerneka.....	2000-01
Jenny Doebling.....	2000-01
Reagan Hamlin.....	2000-01
Kristen King.....	2000-01
Emmy Kisaka.....	2000-01
Brooke Nett.....	2000-01
Dawn Piantino.....	2000-01
Kemi Rampi.....	2000-01
Amy Thompson.....	2000-01
Jamie Birk.....	2001-02
Kelly Birk.....	2001-02
Kathryn Cerneka.....	2001-02
Jennifer Cobin.....	2001-02
Shelley Conroy.....	2001-02
Reagan Hamlin.....	2001-02
Kristen King.....	2001-02
Emmy Kisaka.....	2001-02
Christine Knobbe.....	2001-02
Brooke Nett.....	2001-02
Dawn Piantino.....	2001-02
Kemi Rampi.....	2001-02
Amy Thompson.....	2001-02
Rachel Van Fleet.....	2001-02
Jamie Birk.....	2002-03
Kelly Birk.....	2002-03
Kathryn Cerneka.....	2002-03
Marie Coode.....	2002-03
Katie Hacker.....	2002-03
Jessica Hunter.....	2002-03
Leigh Ann Lunsford.....	2002-03
Amy Murphy.....	2002-03
Brooke Nett.....	2002-03
Kemi Rampi.....	2002-03
Amy Thompson.....	2002-03
Melissa Van Velkinburgh.....	2002-03
Jamie Birk.....	2003-04



# Southeast Missouri State REDHAWKS

Kelly Birk .....	2003-04
Marie Coode .....	2003-04
Florence Davison .....	2003-04
Stacey DeClue .....	2003-04
Jessica Hunter .....	2003-04
Stephanie Mata .....	2003-04
Amy Thompson .....	2003-04
Victoria Torrez .....	2003-04
Rachel Van Fleet .....	2003-04
Melissa Van Velkinburgh .....	2003-04
Kelly Birk .....	2004-05
Stephanie Huffman .....	2004-05
Stephanie Mata .....	2004-05
Katie Otterness .....	2004-05
Victoria Torrez .....	2004-05
Rachel Van Fleet .....	2004-05
Melissa Van Velkinburgh .....	2004-05
Lindsey Woodworth .....	2004-05
Stephanie Huffman .....	2005-06
Stephanie Mata .....	2005-06
Megan McDonald .....	2005-06
Lindsay Pickering .....	2005-06
Jessica Rosencrants .....	2005-06
Chloe Tubbs .....	2005-06
Lindsey Webb .....	2005-06
Lindsey Woodworth .....	2005-06
Stephanie Mata .....	2006-07
Megan McDonald .....	2006-07
Katie Otterness .....	2006-07
Lindsey Woodworth .....	2006-07
Stacia Popudja .....	2007-08
Whitney Dupuis .....	2007-08
Carmen Fowler .....	2007-08
Megan McDonald .....	2007-08
Kaie Otterness .....	2007-08
Lindsey Woodworth .....	2007-08
Stefanie Barnes .....	2008-09
Tiffany Blanco .....	2008-09
Lauren Bradley .....	2008-09
Whitney Dupuis .....	2008-09
Renee Kertz .....	2008-09
Alex Ramirez .....	2008-09
Shelby Stein .....	2008-09
Nicole Troncoso .....	2008-09
Sirena Watkins .....	2008-09
Giana Zimmerman .....	2008-09
Stefanie Barnes .....	2009-10
Whitney Dupuis .....	2009-10
Carmen Fowler .....	2009-10
Renee Kertz .....	2009-10
Christina Scudder .....	2009-10
Nicole Troncoso .....	2009-10
Giana Zimmerman .....	2009-10
Stefanie Barnes .....	2010-11
Alene Bethel .....	2010-11
Taylor Cowan .....	2010-11

Whitney Dupuis .....	2010-11
Renee Kertz .....	2010-11
Shelby Kuryllo .....	2010-11
Alora Marble .....	2010-11
Shelby Stein .....	2010-11
Kaitlin Wallace .....	2010-11
Stefanie Barnes .....	2011-12
Alene Bethel .....	2011-12
Shea Cothren .....	2011-12
Taylor Cowan .....	2011-12
Cheyenne Gipson .....	2011-12
Renee Kertz .....	2011-12
Katy McAllister .....	2011-12
Lindsey Patterson .....	2011-12
Shelby Stein .....	2011-12
Renee Terry .....	2011-12
Jamie Woodworth .....	2011-12
Leah Becker .....	2012-13
Summer Burger .....	2012-13
Savannah Carpenter .....	2012-13
Hannah Durham .....	2012-13
Taylor Cowan .....	2012-13
Elysia Mesa .....	2012-13
Lindsey Patterson .....	2012-13
Chelsea Smith .....	2012-13
Renee Terry .....	2012-13
Jamie Woodworth .....	2012-13
Summer Burger .....	2013-14
Nicole Deering .....	2013-14
Aubrey Denno .....	2013-14
Rachael Duncan .....	2013-14
Kelsey Gass .....	2013-14
Lindsey Patterson .....	2013-14
KC Saxe .....	2013-14
Renee Terry .....	2013-14
Meaghan Touchette .....	2013-14
Nicole Deering .....	2014-15
Aubrey Denno .....	2014-15
Leah Duffe .....	2014-15
Riley Hayes .....	2014-15
Madeline Krumrey .....	2014-15
Taylor McDannold .....	2014-15
Lindsey Patterson .....	2014-15
Darby Pruett .....	2014-15
Meaghan Touchette .....	2014-15
Claire Wernig .....	2014-15
Jamie Woodworth .....	2014-15

## OVC Team Sportsmanship Award

Southeast Missouri .....	2005-06
--------------------------	---------

## CoSIDA/Capital One Academic

### All-America First-Team

#### Selections

Christine Engelhardt, P .....	1997
Christine Engelhardt, P .....	1999

## CoSIDA/Capital One

### Academic All-America

#### Second-Team Selections

Connie Simmons, 3B .....	1987
Lisa Kraxner, C .....	1996
Christine Engelhardt, P .....	1998
Jenny Oermann, INF .....	1998
Jenny Oermann, INF .....	1999

## CoSIDA/Capital One

### Academic All-America

#### Third-Team Selections

Cathy Retherford, C .....	1990
---------------------------	------

## Southeast Missouri Athletics

### Hall of Fame

	Inducted
Jayne Creek, 1978-81 .....	2002
Lisa Foster, 1987-89 .....	2007
Linda Wells, 1968-72 .....	2009
1991 Team .....	2011
Jennifer Stoeckl .....	
Kathy Knap .....	
Ginger Hagler .....	
Cathy Rethorford .....	
Andria Gaines .....	
Alice Marler .....	
Karen Jackson .....	
Teresa Tuschoff .....	
Kim Staffey .....	
Karen Hudson .....	
Shelly Trieb .....	
Robyn Horace .....	
Robyn Sitzes .....	
Carol Chilton .....	
Kim Barker .....	
Head Coach Lana Richmond .....	
Assistant Coach Judy Favor .....	

## Trombetta Award

\* Graduating Senior, female student-athlete, with the highest grade point average and participated in one or more varsity sports at Southeast. The student must have at least a 3.0 grade point average.

Connie Simmons .....	1986
Kim Staffey .....	1994
Christine Engelhardt .....	1999

## Howard's MVP Award

M. Ummel .....	1977
P. Meyer .....	1978
McClenning .....	1979
Jayne Creek .....	1981
K. Williams .....	1982
K. Rediger .....	1983
C. Barks .....	1984
L. Alexander/Traci Eudaley .....	1985
Traci Eudaley .....	1986
Connie Simmons .....	1987
T. Schulte .....	1988
J. Craig/L. Foster .....	1989
L. Thornton .....	1990
Andria Gaines/Alice Marler .....	1991
K. Hudson .....	1992
Shelly Trieb .....	1993
Robyn Sitzes .....	1994
Lisa Kraxner .....	1995
Amy Evers/Jodi Smith .....	1996
Amy Evers/Kim Palmer .....	1997
Jenny Oermann/	
Debbie Schmelz .....	1998
Jenny Doehring .....	2000
Renee Enos .....	2001
Dawn Piantino .....	2002
Brooke Nett .....	2003
Jamie Birk .....	2004
Megan McDonald .....	2005
Stephanie Huffman .....	2006
Stephanie Huffman .....	2007
Megan McDonald/	
Michelle Summers .....	2008
Alex Ramirez .....	2009
Renee Kertz .....	2011
Renee Kertz .....	2012
Alexis Anderson .....	2013
Jamie Woodworth .....	2014
Kayla Fortner .....	2015

## NFCA All-Region Second-Team

Evan Sallis, INF .....	2012
Alexis Anderson, OF .....	2013
Savannah Carpenter, UT/DP .....	2014
Kayla Fortner, OF .....	2015

## NFCA All-America Scholar-Athletes

Nicole Deering .....	2014-15
Aubrey Denno .....	2014-15
Leah Duffe .....	2014-15
Riley Hayes .....	2014-15
Madeline Krumrey .....	2014-15
Taylor McDannold .....	2014-15
Lindsey Patterson .....	2014-15
Darby Pruett .....	2014-15
Meaghan Touchette .....	2014-15



## HONORS & AWARDS / MISCELLANEOUS RECORDS

### Year-by-Year Division II Records

	<u>Overall</u>		
1977	6-6	-	-
1978	7-8	-	-
1979	9-9	-	-
1980	21-18	-	-
1981	22-14-1	-	-
1982	21-28	3-1	MIAA
1983	13-10	3-3	MIAA
1984	25-8	8-2	MIAA
1985	32-17	9-2	MIAA
1986	40-16	13-5	MIAA
1987	39-13	9-3	MIAA
1988	21-20	4-8	MIAA
1989	37-21	6-2	MIAA
1990	28-21	5-5	MIAA
1991	38-14	11-4	MIAA

### Year-by-Year Division I Records

	<u>Overall</u>	<u>OVC</u>	<u>Finish</u>
1992	35-18	-	-
1993	30-19	-	-
1994	36-22	17-9	3rd
1995	38-20	22-4	1st
1996	39-9	22-2	1st
1997	33-23-1	20-5	1st
1998	38-13-1	16-2	1st
1999	31-17	16-2	1st
2000	31-24	17-7	3rd
2001	25-25	16-5	2nd
2002	14-27	9-12	5th
2003	18-29	11-9	4th
2004	16-36	10-14	6th
2005	27-28	13-14	5th
2006	28-24	14-13	5th
2007	20-29	11-16	8th
2008	24-28	11-16	8th
2009	29-21	16-8	2nd
2010	17-31	6-17	10th
2011	31-30	17-12	5th
2012	25-30	13-16	7th
2013	15-33	6-18	10th
2014	11-34	3-20	12th
2015	19-27	12-12	7th

### NCAA Tournament Records

1986	0-2
1987	1-2
1989	2-2
1991	3-2
1999	1-2
Total	7-10

### OVC Tournament Records

1994	4-0	1st
1995	1-2	-
1996	4-1	1st
1997	4-1	1st
1998	4-1	1st
1999	4-0	1st
2000	3-2	2nd
2001	1-2	-
2002	1-2	-
2003	3-2	-
2004	1-2	-
2005	2-2	-
2006	1-2	-
2009	2-2	-
2011	4-2	2nd
2015	0-2	-
Total	39-25	

### OVC Tournament Records by Seed

		<u>Year(s)</u>
#1	17-5	'95, '96, '97, '98, '99
#2	3-4	'01, '09
#3	7-2	'94, 2000
#4	3-2	'03
#5	8-8	'02, '05, '06, '11
#6	1-2	'04
#7	0-2	'15

### OVC Tournament Records vs. Seed

vs. #1	2-6
vs. #2	7-6
vs. #3	5-3
vs. #4	8-5
vs. #5	7-2
vs. #6	5-3
vs. #7	1-0
vs. #8	4-0

### OVC Annual Softball Champions

	<u>Regular-Season</u>	<u>Tournament</u>	<u>Tournament Host</u>
1994	Tennessee Tech	Southeast Missouri	Austin Peay
1995	Southeast Missouri	Tennessee Tech	Eastern Kentucky
1996	Southeast Missouri	Southeast Missouri	Middle Tenn.
1997	Southeast Missouri	Southeast Missouri	Morehead State
1998	Southeast Missouri	Southeast Missouri	Southeast Missouri
1999	Southeast Missouri	Southeast Missouri	UT Martin
2000	Middle Tennessee	Middle Tennessee	Middle Tenn.
2001	Tennessee Tech	Tennessee Tech	Tennessee Tech
2002	Eastern Kentucky	Eastern Kentucky	Eastern Kentucky
2003	Tennessee Tech	Tennessee Tech	Tennessee Tech
2004	Eastern Kentucky	Eastern Kentucky	Eastern Kentucky
2005	Jacksonville State	Tennessee Tech	Jacksonville State
2006	Tennessee Tech	Tennessee Tech	Tennessee Tech
2007	Tennessee Tech	Tennessee Tech	Tennessee Tech
2008	Jacksonville State	Jacksonville State	Jacksonville State
2009	Jacksonville State	UT Martin	Jacksonville State
2010	UT Martin	Jacksonville State	UT Martin
2011	Eastern Illinois	Jacksonville State	Eastern Illinois
2012	UT Martin	UT Martin	UT Martin
2013	Eastern Illinois	Jacksonville State	Eastern Illinois
2014	Jacksonville State	SIU Edwardsville	Jacksonville State
2015	SIU Edwardsville	Tennessee Tech	SIU Edwardsville

### OVC Regular-Season Titles

	<u>Head Coach</u>
1995	Lana Richmond
1996	Lana Richmond
1997	Lana Richmond
1998	Lana Richmond
1999	Lana Richmond

### OVC Tournament Titles

	<u>Head Coach</u>
1994	Lana Richmond
1996	Lana Richmond
1997	Lana Richmond
1998	Lana Richmond
1999	Lana Richmond



Madeline Krumrey, Kayla Fortner and Lindsey Patterson earned All-Ohio Valley Conference honors in 2015.



# Southeast Missouri State REDHAWKS

## OVC Tournament Appearances

### 1994 (at Austin Peay)\*

#3 SE Missouri 3, #6 Austin Peay 0  
#3 SE Missouri 12, #7 Morehead State 0  
#3 SE Missouri 9, #5 Eastern Kentucky 2  
#3 SE Missouri 3, #2 Middle Tennessee 2

### 1995 (at Eastern Kentucky)

#1 SE Missouri - bye  
#1 SE Missouri 3, #4 Eastern Kentucky 2  
#2 Tennessee Tech 8, #1 SE Missouri 2  
#4 Eastern Kentucky 2, #1 SE Missouri 0

### 1996 (at Middle Tennessee)\*

#1 SE Missouri 8, #8 Tennessee State 0  
#1 SE Missouri 1, #4 UT Martin 0  
#1 SE Missouri 3, #2 Middle Tennessee 1  
#5 Tennessee Tech 4, #1 SE Missouri 3  
#1 SE Missouri 5, #5 Tennessee Tech 1

### 1997 (at Morehead State)\*

#1 SE Missouri 2, #8 Austin Peay 1  
#1 SE Missouri 2, #4 UT Martin 1  
#1 SE Missouri 2, #2 Tennessee Tech 0  
#3 Eastern Illinois 5, #1 SE Missouri 1  
#1 SE Missouri 12, #3 Eastern Illinois 2

### 1998 (at Southeast Missouri)\*

#1 SE Missouri 8, #8 Austin Peay 2  
#1 SE Missouri 8, #5 Tennessee Tech 2  
#1 SE Missouri 3, #6 Eastern Illinois 2  
#6 Eastern Illinois 2, #1 SE Missouri 1  
#1 SE Missouri 13, #6 Eastern Illinois 4

### 1999 (at UT Martin)\*

#1 SE Missouri 5, #8 UT Martin 0  
#1 SE Missouri 5, #4 Tennessee Tech 2  
#1 SE Missouri 9, #2 Middle Tennessee 0  
#1 SE Missouri 7, #5 Eastern Illinois 1

### 2000 (at Middle Tennessee)

#3 SE Missouri 4, #6 Morehead State 3  
#3 SE Missouri 3, #2 Eastern Illinois 2  
#1 Middle Tennessee 3, #3 SE Missouri 1  
#3 SE Missouri 2, #4 Tennessee Tech 1  
#1 Middle Tennessee 3, #3 SE Missouri 1

### 2001 (at Tennessee Tech)

#3 Eastern Kentucky 2, #2 SE Missouri 0  
#2 SE Missouri 1, #5 Tennessee State 0  
#4 Eastern Illinois 1, #2 SE Missouri 0

### 2002 (at Eastern Kentucky)

#5 SE Missouri 5, #4 Austin Peay 3  
#1 Eastern Kentucky 7, #5 SE Missouri 0  
#3 UT Martin 5, #5 SE Missouri 1

### 2003 (at Tennessee Tech)

#4 SE Missouri 5, #5 Austin Peay 4  
#1 Tennessee Tech 4, #4 SE Missouri 0  
#4 SE Missouri 4, #3 UT Martin 3  
#4 SE Missouri 4, #6 Eastern Illinois 2  
#2 Eastern Kentucky 7, #4 SE Missouri 2

### 2004 (at Eastern Kentucky)

#6 SE Missouri 3, #3 Tennessee Tech 0  
#2 UT Martin 9, #6 SE Missouri 6  
#5 Jacksonville State 5, #6 SE Missouri 4

### 2005 (at Jacksonville State)

#4 UT Martin 3, #5 SE Missouri 2  
#5 SE Missouri 6, #3 Samford 5 (11 inn.)  
#5 SE Missouri 4, #4 UT Martin 1  
#1 Jacksonville State 6, #5 SE Missouri 4

### 2006 (at Tennessee Tech)

#5 SE Missouri 3, #4 UT Martin 0  
#1 Tennessee Tech 8, #5 SE Missouri 0  
#6 Eastern Kentucky 3, #5 SE Missouri 0

### 2009 (at Jacksonville State)

#2 SE Missouri 1, #3 Morehead State 0  
#2 SE Missouri 7, #5 Tennessee Tech 1  
#4 UT Martin 3, #2 SE Missouri 2 (8 inn.)  
#4 UT Martin 4, #2 SE Missouri 1

### 2011 (at Eastern Illinois)

#5 SE Missouri 4, #4 SIU Edwardsville 3 (8 inn.)  
#5 SE Missouri 4, #1 Eastern Illinois 0  
#2 Jacksonville State 4, #5 SE Missouri 0  
#5 SE Missouri 9, #1 Eastern Illinois 1  
#5 SE Missouri 3, #2 Jacksonville State 2  
#2 Jacksonville State 9, #5 SE Missouri 5

### 2015 (at SIU Edwardsville)

#2 Jacksonville State 21, #7 SE Missouri 0  
#6 Eastern Illinois 10, #7 SE Missouri 9 (12 inn.)

\* OVC Tournament Champion

## NCAA Tournament Appearances

### 1986 NCAA Division II Tournament

**South Regional - Huntsville, Texas**  
Stephen F. Austin 2, SE Missouri 0  
Sam Houston State 3, SE Missouri 0

### 1987 NCAA Division II Tournament

**Central Regional - Warrensburg, Mo.**  
SE Missouri 4, Central Missouri State, 2  
Florida Southern 2, SE Missouri 0  
Florida Southern 3, SE Missouri 0

### 1989 NCAA Division II Tournament

**South Regional - Lakeland, Fla.**  
SE Missouri 2, Barry 1 (9 inn.)  
Florida Southern 4, SE Missouri 0  
SE Missouri 5, Missouri-St. Louis 2  
Florida Southern 4, SE Missouri 1

### 1991 NCAA Division II Tournament

**South Regional - Lakeland, Fla.**  
SE Missouri 1, Florida Southern 0  
SE Missouri 3, Central Missouri 1  
SE Missouri 3, Florida Southern 1  
Finals - Midland, Mich.  
Portland State 3, SE Missouri 2  
Bloomsburg 9, SE Missouri 4

\* - Regional Champs; Final Four;  
National Fourth-Place

### 1999 NCAA Division I Tournament

**No. 2 Regional - Tucson, Ariz.**  
Kansas 5, SE Missouri 1  
SE Missouri 2, East Carolina 1  
Kansas 3, SE Missouri 1 (11 inn.)



The 1998 Southeast softball team captured the program's fourth-straight OVC regular-season title.

## POSTSEASON HISTORY / HITTING RECORDS

### Games Played

#### Career

1. Renee Kertz, 2009-12 ..... 214
2. Amy Evers, 1993-96 ..... 213
3. Carmen Fowler, 2008-11 ..... 209
4. Michelle Summers, 2005-08 ..... 208
5. Megan McDonald, 2005-08 ..... 207
- Karen Hudson, 1989-92 ..... 207

#### Season

1. Five tied with ..... 61
- (2011)

### At-Bats

#### Career

1. Michelle Summers, 2005-08 ..... 670
2. Renee Kertz, 2009-12 ..... 641
3. Amy Evers, 1993-96 ..... 638
4. Megan McDonald, 2005-08 ..... 632
5. Jenny Oermann, 1996-99 ..... 624

#### Season

1. Evan Sallis, 2011 ..... 208
2. Carmen Fowler, 2011 ..... 189
3. Evan Sallis, 2012 ..... 188
4. Chris Shetley, 1997 ..... 186
5. Amy Evers, 1994 ..... 183

### Runs

#### Career

1. Michelle Summers, 2005-08 ..... 161
2. Jenny Oermann, 1996-99 ..... 135
3. Karen Hudson, 1989-92 ..... 120
4. Amy Evers, 1993-96 ..... 113
5. Kim Palmer, 1996-98 ..... 109

#### Season

1. Kim Palmer, 1998 ..... 48
2. Michelle Summers, 2005 ..... 47
3. Jenny Oermann, 1998 ..... 46
- Karen Hudson, 1992 ..... 46
5. Evan Sallis, 2011 ..... 43

#### Game

1. Renee Kertz, 2/11/12 ..... 4
- Julie Davis, 4/6/95 ..... 4
- Karen Hudson, 4/2/92 ..... 4

### Hits

#### Career

1. Jenny Oermann, 1996-99 ..... 231
2. Michelle Summers, 2005-08 ..... 228
3. Megan McDonald, 2005-08 ..... 222
4. Traci Eudaley, 1984-87 ..... 195
5. Carmen Fowler, 2008-11 ..... 182

#### Season

1. Carmen Fowler, 2011 ..... 73
2. Evan Sallis, 2012 ..... 69
3. Jenny Oermann, 1998 ..... 68
- Kim Palmer, 1997 ..... 68
5. Megan McDonald, 2008 ..... 67
- Lisa Kraxner, 1995 ..... 67
7. Evan Sallis, 2011 ..... 63

#### Game

1. Taylor Cowan, 5/2/12 ..... 5
- Kelly Heatherington, 4/21/95 ..... 5

### Batting Average

#### Career

1. Lisa Kraxner, 1995-96 ..... 388
2. Kim Palmer, 1996-98 ..... 379
3. Jenny Oermann, 1996-99 ..... 370
4. Alexis Anderson, 2013-15 ..... 356
5. Savannah Carpenter, 2013-pr... .355

#### Season

1. Savannah Carpenter, 2014 ..... 424
2. Kim Palmer, 1998 ..... 413



Megan McDonald was the last Southeast player to hit over .400 in a season when she posted a .406 batting average in 2008.

3. Jenny Oermann, 1998 ..... 410
  4. Jenny Oermann, 1999 ..... 409
  5. Megan McDonald, 2008 ..... 406
- \* Minimum 75 at-bats per year

### Slugging Percentage

#### Career

1. Kim Palmer, 1996-98 ..... 647
2. Michelle Summers, 2005-08 ..... 631
3. Shelly Trieb, 1991-94 ..... 598
4. Lisa Kraxner, 1995-96 ..... 596
5. Megan McDonald, 2005-08 ..... 574

#### Season

1. Kayla Fortner, 2015 ..... 832
2. Michelle Summers, 2008 ..... 691
3. Michelle Summers, 2007 ..... 667
4. Megan McDonald, 2008 ..... 661

### Doubles

#### Career

1. Michelle Summers, 2005-08 ..... 47
2. Megan McDonald, 2005-08 ..... 46
3. Chris Shetley, 1997-98 ..... 40
- Shelly Trieb, 1991-94 ..... 40
5. Kelly Birk, 2002-05 ..... 39
6. Kim Palmer, 1996-98 ..... 37

#### Season

1. Jodi Smith, 1998 ..... 23
2. Shelly Trieb, 1993 ..... 18
- Kelly Birk, 2004 ..... 18



Jenny Oermann is Southeast's all-time career hits leader.

4. Kim Palmer, 1998 ..... 17
- Chris Shetley, 1997 ..... 17
6. Michelle Summers, 2005 ..... 16
7. Megan McDonald, 2008 ..... 15
- Jodi Smith, 1995 ..... 15

#### Game

1. Janis Swiderski, 4/8/95 ..... 5

### Triples

#### Career

1. Kathy Rediger, 1981-84 ..... 18
2. Traci Wren, 1992-95 ..... 13
- Julie Hume, 1985-88 ..... 13
4. Kelsey White, 1999-00 ..... 12
5. Three tied with ..... 11

#### Season

1. Jayne Creek, 1981 ..... 10
2. Six tied with ..... 7

#### Game

1. Three tied with ..... 2
- Last done by Jenniver Vasquez, 2009

\* Returning Player



Renee Kertz tied the school's all-time career record with 132 RBI and set a new Southeast record in career games played (214).



# Southeast Missouri State REDHAWKS

## Home Runs

### Career

1. Michelle Summers, 2005-08.....48
2. Megan McDonald, 2005-08.....31
3. Lindsey Patterson, 2012-15.....23
4. Kim Palmer, 1996-98.....20
5. Kayla Fortner, 2015.....16
- Stacia Dopudja, 2007-08.....16
- Lauren Bradley, 2006-09.....16

### Season

1. Kayla Fortner, 2015.....16
2. Michelle Summers, 2007.....14
3. Michelle Summers, 2008.....13
4. Stacia Dopudja, 2007.....12
5. Michelle Summers, 2006.....11
- Kim Palmer, 1998.....11

### Game (Individual)

1. 19 tied with.....2
- Last done by Savannah Carpenter  
(vs. Eastern Illinois, 4/25/15)

### Game (Team)

1. vs. Eastern Illinois (4/25/15).....6

## RBI

### Career

1. Renee Kertz, 2009-12.....132
- Michelle Summers, 2005-08.....132
3. Megan McDonald, 2005-08.....120
4. Traci Eudaley, 1984-87.....119
5. Kim Palmer, 1996-98.....112

### Season

1. Kayla Fortner, 2015.....48
- Renee Kertz, 2011.....48
3. Shelly Trieb, 1993.....46
4. Renee Kertz, 2012.....45
5. Carmen Fowler, 2011.....45
- Karen Hudson, 1992.....45
7. Kim Palmer, 1998.....44
8. Lisa Kraxner, 1995.....43
9. Megan McDonald, 2008.....41
- Kim Palmer, 1997.....41
- Traci Eudaley, 1986.....41

### Game

1. Taylor Cowan, 5/2/12.....7
- Chris Shetley, 5/4/98.....7

## Walks

### Career

1. Alex Ramirez, 2007-10.....88
2. Renee Kertz, 2009-12.....81
3. Michelle Summers, 2005-08.....80
4. Tami Hebert, 1997-00.....79
- Karen Hudson, 1989-92.....65
6. Lindsey Patterson, 2012-15.....59
- Megan McDonald, 2005-08.....59
- Shelly Trieb, 1991-94.....59

### Season

1. Kayla Fortner, 2015.....37
2. Karen Hudson, 1989.....29
- Alex Ramirez, 2009.....29
4. Kelly Birk, 2005.....28
- Alex Ramirez, 2010.....28
6. Kathy Blair, 1985.....27

## Sacrifice Hits

### Career

1. Shelly Trieb, 1991-94.....44
- Karen Hudson, 1989-92.....44
3. Amy Evers, 1993-96.....43
4. Robyn Horace, 1991-93.....40
5. Alice Marler, 1990-92.....34
- Traci Eudaley, 1984-87.....34
7. Theresa Shulte, 1986-89.....33

### Season

1. Robyn Horace, 1992.....23
2. Alice Marler, 1991.....22
3. Karen Hudson, 1991.....21
4. Lesley Mueller, 1994.....19
5. Amy Evers, 1995.....17

## Hit By Pitch

### Career

1. Brooke Nett, 2000-03.....35
2. Michelle Summers, 2005-08.....24
3. Shelby Stein, 2009-12.....22
4. Lindsey Patterson, 2012-15.....19
5. Renee Kertz, 2009-12.....15
- Victoria Torrez, 2004-05.....15

### Season

1. Brooke Nett, 2001.....14
2. Michelle Summers, 2008.....10
- Brooke Nett, 2003.....10
4. Victoria Torrez, 2004.....9
5. Lindsey Patterson, 2012.....8
- Shelby Stein, 2010.....8
- Chris Shetley, 1997.....8
- Julie Davis, 1995.....8

## Stolen Bases

### Career

1. Lisa Thornton, 1987-90.....82
2. Julie Lehmbeck, 1992-93.....51
3. Pat McDonagh, 1984-87.....46
4. Twanda Moore, 1982-85.....40
5. Kaitlin Zink, 2011-13.....38

### Season

1. Julie Lehmbeck, 1992.....32
2. Lisa Thornton, 1990.....31
3. Lisa Thornton, 1989.....28
4. Evan Sallis, 2012.....22
5. Cheyenne Gipson, 2011.....20

### Game

1. Five tied with.....3
- Last done by Cheyenne Gipson  
vs. Grambling State (2/10/12)

## Total Bases

### Career

1. Michelle Summers, 2005-08.....423
2. Megan McDonald, 2005-08.....363
3. Shelly Trieb, 1991-94.....307
4. Jenny Oermann, 1996-99.....295
5. Kim Palmer, 1996-98.....278

### Season

1. Michelle Summers, 2008.....114
2. Kim Palmer, 1998.....111
3. Chris Shetley, 1998.....110
4. Kayla Fortner, 2015.....109
- Megan McDonald, 2008.....109
6. Michelle Summers, 2005.....108



Michelle Summers is Southeast's all-time career leader in seven different categories, including home runs and RBI.



Alex Ramirez currently holds the school's career and single-season records in walks.



In her only season at Southeast Missouri, Kayla Fortner broke the Redhawks single-season home run record.



Carmen Fowler set a new Southeast single-season record with 73 hits in 2011.



# HITTING & PITCHING RECORDS

## Wins

### Career

1. Traci Eudaley, 1984-87 .....	79
2. Debbie Schmelz, 1996-99 .....	62
3. Alice Marler, 1990-92 .....	59
4. Elaine Fisher, 2005-08 .....	54
Chris Engelhardt, 1996-99 .....	54
6. Sara Reichert, 1994-97 .....	51

### Season

1. Alice Marler, 1991 .....	30
2. Traci Eudaley, 1986 .....	25
3. Traci Eudaley, 1987 .....	23
4. Missy Sanges, 1989 .....	20
5. Giana Zimmerman, 2009 .....	19
Elaine Fisher, 2008 .....	19
Debbie Schmelz, 1998 .....	19

## Earned Run Average

### Career

1. Traci Eudaley, 1984-87 .....	0.43
2. Beth Russell, 1986-88 .....	0.79
3. Missy Sanges, 1989-90 .....	1.15
4. Alice Marler, 1990-92 .....	1.22
5. Shelle Wadsworth, 1988-91 .....	1.50

### Season

1. Traci Eudaley, 1986 .....	0.33
2. Traci Eudaley, 1985 .....	0.37
3. Traci Eudaley, 1987 .....	0.50
4. Traci Eudaley, 1984 .....	0.59
5. Beth Russell, 1988 .....	0.62
* Minimum 200 innings	

## Appearances

### Career

1. Elaine Fisher, 2005-08 .....	151
2. Traci Eudaley, 1984-87 .....	127
3. Debbie Schmelz, 1996-99 .....	117
4. Chris Engelhardt, 1996-99 .....	103
5. Alice Marler, 1990-92 .....	101

### Season

1. Elaine Fisher, 2008 .....	46
2. Elaine Fisher, 2007 .....	43
Alice Marler, 1991 .....	43
4. Alora Marble, 2011 .....	41
5. Taylor Cowan, 2013 .....	39
Amy Fahnestock, 2005 .....	39

## Games Started

### Career

1. Elaine Fisher, 2005-08 .....	110
Traci Eudaley, 1984-87 .....	110
3. Debbie Schmelz, 1996-99 .....	88
4. Alice Marler, 1990-92 .....	84
5. Chris Engelhardt, 1996-99 .....	77

### Season

1. Alice Marler, 1991 .....	38
2. Elaine Fisher, 2008 .....	34
Elaine Fisher, 2007 .....	34
4. Taylor Cowan, 2013 .....	33
5. Traci Eudaley, 1985 .....	32
6. Alora Marble, 2012 .....	31
Traci Eudaley, 1986 .....	31
8. Elaine Fisher, 2006 .....	30
Amy Fahnestock, 2005 .....	30

## Complete Games

### Career

1. Traci Eudaley, 1984-87 .....	84
2. Elaine Fisher, 2005-08 .....	78
3. Alice Marler, 1990-92 .....	72
4. Debbie Schmelz, 1996-99 .....	58
5. Amy Johannsen, 1992-95 .....	56

### Season

1. Alice Marler, 1991 .....	34
2. Traci Eudaley, 1985 .....	30
3. Traci Eudaley, 1987 .....	27
Traci Eudaley, 1986 .....	27
5. Elaine Fisher, 2007 .....	26
6. Elaine Fisher, 2006 .....	25
Shelle Wadsworth, 1989 .....	25

## Shutouts

### Career

1. Traci Eudaley, 1984-87 .....	45
2. Debbie Schmelz, 1996-99 .....	24
3. Beth Russell, 1986-88 .....	23
4. Alice Marler, 1990-92 .....	20
Shelle Wadsworth, 1988-91 .....	20
6. Elaine Fisher, 2005-08 .....	18

### Season

1. Traci Eudaley, 1986 .....	17
2. Alice Marler, 1991 .....	14
3. Traci Eudaley, 1987 .....	12
4. Traci Eudaley, 1985 .....	9
5. Beth Russell, 1988 .....	8
Beth Russell, 1987 .....	8

## Innings Pitched

### Career

1. Traci Eudaley, 1984-87 .....	783.1
2. Elaine Fisher, 2005-08 .....	750.0
3. Debbie Schmelz, 1996-99 .....	601.0
Alice Marler, 1990-92 .....	601.0
5. Chris Engelhardt, 1996-99 .....	479.1
6. Amy Johannsen, 1992-95 .....	464.2

### Season

1. Alice Marler, 1991 .....	263.0
2. Elaine Fisher, 2008 .....	234.1
3. Traci Eudaley, 1986 .....	234.0
4. Elaine Fisher, 2007 .....	227.0
5. Shelle Wadsworth, 1989 .....	214.0

## Strikeouts

### Career

1. Elaine Fisher, 2005-08 .....	501
2. Traci Eudaley, 1984-87 .....	471
3. Chris Engelhardt, 1996-99 .....	370
4. Debbie Schmelz, 1996-99 .....	330
5. Alice Marler, 1990-92 .....	315

### Season

1. Traci Eudaley, 1986 .....	200
2. Giana Zimmerman, 2009 .....	184
3. Elaine Fisher, 2008 .....	160
4. Alice Marler, 1991 .....	158
5. Elaine Fisher, 2006 .....	156

### Game

1. Giana Zimmerman, 2009 .....	13
--------------------------------	----

## Saves

### Career

1. Elaine Fisher, 2005-08 .....	7
2. Traci Eudaley, 1984-87 .....	6
3. Debbie Schmelz, 1996-99 .....	5
Alice Marler, 1990-92 .....	5
5. Shelle Wadsworth, 1988-91 .....	4

## Consecutive Games Played

1. Renee Kertz, 2009-12 .....	214
2. Amy Evers, 1993-96 .....	213
3. Michelle Summers, 2005-08 .....	208
4. Megan McDonald, 2005-08 .....	207

## Longest Game

15 innings vs. Saint Louis, 4/8/93



Elaine Fisher is Southeast's career leader in appearances, starts, strikeouts and saves.



Debbie Schmelz ranks second all-time with 62 career wins.



Traci Eudaley owns six career pitching records.

\* Returning Player



# Southeast Missouri State REDHAWKS

## At-Bats

	Year	
1.	2011	1670
2.	2012	1539
3.	1989	1516
4.	1997	1492
5.	2005	1472
6.	1995	1465
	1986	1465
8.	1994	1446
9.	2000	1444
10.	2004	1424

## Doubles

	Year	
1.	1998	89
2.	2000	80
3.	2006	77
4.	1995	74
5.	1997	70
6.	2005	69
7.	1996	68
8.	2011	67
	2004	67
10.	2008	66

## RBI

	Year	
1.	1986	276
2.	2011	250
3.	1996	241
4.	1998	233
5.	1987	225
6.	2012	220
7.	1995	218
	1992	218
9.	1997	212
10.	1994	211

## Stolen Bases

	Year	
1.	2012	68
2.	1998	60
3.	1987	55
4.	1992	54
	1990	54
6.	2011	53
	1993	53
8.	1989	52
9.	1985	51
10.	1997	50
	1988	50

## Complete Games

	Year	
1.	1994	50
2.	1989	49
3.	1995	45
4.	1987	44
5.	1991	43
	1986	43
	2001	43
8.	1992	40
	1985	40
10.	1996	39

## Hits

	Year	
1.	2011	484
2.	2012	434
3.	1986	431
4.	1997	430
5.	1996	422
6.	1998	415
7.	1994	414
8.	1989	409
9.	1995	406
10.	1987	388

## Triples

	Year	
1.	1986	35
2.	1981	24
3.	1982	21
4.	1988	20
	1993	20
6.	1997	19
7.	1994	18
	1992	18
9.	1987	16
10.	2000	15

## Walks

	Year	
1.	2010	159
2.	1995	153
3.	1994	151
4.	2009	146
5.	1982	140
6.	2015	139
	1985	139
8.	2011	133
9.	2005	128
	2008	128
10.	2012	126

## Total Bases

	Year	
1.	2011	668
2.	1998	613
3.	2007	598
4.	2012	589
5.	2006	579
	2005	579
7.	1997	574
8.	2015	565
9.	1996	563
10.	1994	562

## Shutouts

	Year	
1.	1986	25
2.	1996	21
3.	1987	20
4.	1991	17
5.	1988	14
	1985	14
	1984	14
8.	2000	13
	1999	13
	1997	13
	1992	13

## Batting Average

	Year	
1.	1996	.323
2.	1998	.302
3.	1987	.296
4.	1986	.294
5.	2015	.291
6.	2011	.290
7.	1997	.288
8.	1994	.286
	1999	.286
10.	2012	.282

## Home Runs

	Year	
1.	2007	57
2.	2006	43
3.	2008	40
4.	2015	39
5.	2005	38
6.	2011	33
7.	2013	32
8.	2014	30
9.	1998	29
10.	2012	27

## Sacrifice Hits

	Year	
1.	1994	138
2.	1991	127
3.	1992	105
4.	1986	94
5.	1987	91
6.	1995	88
7.	1993	87
8.	1989	84
9.	1997	69
10.	1985	57

## Wins

	Year	
1.	1986	40
2.	1987	39
	1996	39
4.	1991	38
	1995	38
	1998	38
7.	1989	37
8.	1994	36
9.	1992	35
10.	1997	33

## Innings Pitched

	Year	
1.	2011	408.1
2.	1989	397.0
3.	1986	389.2
4.	1994	380.0
5.	2000	376.1
6.	2005	374.1
7.	2012	369.2
8.	1995	367.2
9.	1997	366.0
10.	2004	354.2

## Slugging Percentage

	Year	
1.	2007	.454
2.	1998	.446
3.	2015	.436
4.	1996	.430
5.	2006	.429
6.	2013	.409
7.	2008	.401
8.	2011	.400
9.	2005	.393
10.	1994	.389

## Runs

	Year	
1.	1998	277
2.	1986	276
3.	2011	275
4.	1994	270
5.	2012	269
6.	1996	261
7.	1995	259
8.	1992	242
9.	1997	239
10.	2006	225

## Hit By Pitch

	Year	
1.	2011	29
	2008	29
3.	2012	25
	2010	25
5.	2013	24
	2004	24
7.	2001	23
	2003	23
9.	2014	22
	2005	22
11.	2015	20

## Earned Run Average

	Year	
1.	1986	0.50
2.	1985	0.58
3.	1987	0.69
4.	1984	0.73
5.	1988	0.78
6.	1991	0.79
7.	1996	1.13
8.	1983	1.33
9.	1990	1.36
10.	1999	1.38

## Strikeouts

	Year	
1.	2009	273
2.	1986	260
3.	2006	254
4.	1996	230
5.	2011	223
6.	2005	218
7.	2008	210
8.	1995	208
9.	1991	189
10.	1987	186

\* 2015 Mark

## SINGLE-SEASON TEAM RECORDS / COACHING HISTORY

Year	Head Coach	Record	Conference Record	Conference Finish	Postseason
1977	Marge Mates	6-6	-	-	-
1978	Marge Mates	7-8	-	-	-
1979	Marge Mates	9-9	-	-	-
1980	Marge Mates	21-18	-	-	-
1981	Marge Mates	22-14-1	-	-	-
Career Record		65-55-1 (.537)			

Year	Head Coach	Record	Conference Record	Conference Finish	Postseason
1982	Brenda Buckner	21-28 (.429)	3-1 / MIAA	-	-

Year	Head Coach	Record	Conference Record	Conference Finish	Postseason
1983	Lana Richmond	13-10	3-3 / MIAA	-	-
1984	Lana Richmond	25-8	8-2 / MIAA	-	-
1985	Lana Richmond	32-17	9-2 / MIAA	-	-
1986	Lana Richmond	40-16	13-5 / MIAA	-	NCAA South Regional
1987	Lana Richmond	39-13	9-3 / MIAA	-	NCAA Central Regional
1988	Lana Richmond	21-20	4-8 / MIAA	-	-
1989	Lana Richmond	37-21	6-2 / MIAA	-	NCAA South Regional
1990	Lana Richmond	28-21	5-5 / MIAA	-	-
1991	Lana Richmond	38-14	11-4 / MIAA	-	NCAA Final Four
NCAA Division II Totals		273-140 (.661)	68-34 (.667)	-	-
1992	Lana Richmond	35-18	-	-	-
1993	Lana Richmond	30-19	-	-	-
1994	Lana Richmond	36-22	17-9 / OVC	3rd	OVC Tournament Champions
1995	Lana Richmond	38-20	22-4 / OVC	1st*	-
1996	Lana Richmond	39-9	22-2 / OVC	1st*	OVC Tournament Champions
1997	Lana Richmond	33-23-1	20-5 / OVC	1st*	OVC Tournament Champions
1998	Lana Richmond	38-13-1	16-2 / OVC	1st*	OVC Tournament Champions
1999	Lana Richmond	31-17	16-2 / OVC	1st*	OVC Tournament Champions, NCAA Regional (Tucson, Ariz.)
2000	Lana Richmond	31-24	17-7 / OVC	3rd	-
2001	Lana Richmond	25-25	16-5 / OVC	2nd	-
2002	Lana Richmond	14-27	9-12 / OVC	5th	-
2003	Lana Richmond	18-29	11-9 / OVC	4th	-
2004	Lana Richmond	16-36	10-14 / OVC	6th	-
2005	Lana Richmond	27-28	13-14 / OVC	5th	-
2006	Lana Richmond	28-24	14-13 / OVC	5th	-
2007	Lana Richmond	20-29	11-16 / OVC	8th	-
2008	Lana Richmond	24-28	11-16 / OVC	8th	-
2009	Lana Richmond	29-21	16-8 / OVC	2nd	-
2010	Lana Richmond	17-31	6-17 / OVC	10th	-
2011	Lana Richmond	31-30	17-12 / OVC	5th	-
2012	Lana Richmond	25-30	13-16 / OVC	7th	-
2013	Lana Richmond	15-33	6-18 / OVC	10th	-
2014	Lana Richmond	11-34	3-20 / OVC	12th	-
NCAA Division I Totals		611-570-2 (.517)	286-221 (.564)	-	-
Career Record		884-710-2 (.554)			

Year	Head Coach	Record	Conference Record	Conference Finish	Postseason
2015	Mark Redburn	19-27	12-12 / OVC	7th	-
Record at Southeast		19-27	12-12		
Career Record		109-202			

Head Coach	Record	Tenure
Marge Mates	65-55-1	5 Years (1977-81)
Brenda Buckner	21-28	1 Year (1982)
Lana Richmond	884-710-2	32 Years (1983-2014)
Mark Redburn	19-27	2015-present
All-Time Softball Record	989-820-3 (.547)	39 Years



# Southeast Missouri State **REDHAWKS**

## 1991 Southeast Missouri Softball Team



The 1991 Southeast Missouri softball team was inducted into the school's Athletic Hall of Fame on Dec. 9, 2011. That team won the MIAA Conference Championship and was the first in school history to advance to an NCAA Final Four. Southeast went 38-14 under head coach Lana Richmond. Team members include in above photo: Front Row (left to right) Jennifer Stoeckl, Kathy Knaup, Ginger Hagler, Cathy Retherford, Andria Gaines, Alice Marler, Karen Jackson. Back Row (left to right) Head Coach Lana Richmond, Teresa Tuschoff, Kim Staffey, Karen Hudson, Shelly Trieb, Robyn Horace, Robyn Sitzes, Carol Chilton, Kim Barker, Assistant Coach Judy Favor.





# NCAA DIVISION I RESULTS

## 1992

Overall: 35-18

Head Coach: Lana Richmond

vs. Charleston Southern	W, 5-3
at Georgia State	W, 1-0
vs. North Carolina A&T	W, 10-0
vs. Valparaiso	L, 7-8
vs. Iowa State	W, 6-5
vs. Robert Morris	W, 8-0
vs. Illinois-Chicago	L, 2-3
vs. Maine	L, 0-2
vs. Temple	L, 0-3
vs. Robert Morris	W, 3-2
vs. Evansville	W, 6-3
vs. Temple	W, 3-2
vs. Boston College	L, 4-8
at Evansville	W, 7-4
at Evansville	W, 3-0
Missouri State	W, 7-4
Missouri State	L, 4-7
at UT Martin	L, 0-2
at UT Martin	W, 2-1
at Southern Illinois	L, 3-5
vs. Bradley	L, 1-2
vs. Evansville	W, 6-1
vs. Evansville	W, 3-0
at Saint Louis	W, 14-0
at Saint Louis	W, 7-0
at Tennessee Tech	L, 0-1
at Tennessee Tech	W, 3-1
Southern Illinois	W, 5-4
Southern Illinois	W, 6-5
Missouri-St. Louis	W, 7-3
Missouri-St. Louis	W, 5-0
vs. Texas A&M	L, 3-10
vs. Saint Louis	W, 1-0
at Missouri	L, 1-6
at Missouri	L, 1-3
vs. Saint Louis	W, 2-1
UT Martin	L, 4-5
UT Martin	W, 7-1
Evansville	W, 3-1
Evansville	W, 14-5
vs. Missouri	L, 7-10
vs. Missouri	L, 6-8
UT Martin	W, 5-0
Morehead State	W, 7-5
Tennessee Tech	W, 4-3
Austin Peay	W, 11-4
Tennessee Tech	W, 7-4
at Southern Illinois	L, 3-4
at Southern Illinois	L, 0-5
Austin Peay	W, 3-0
Austin Peay	W, 7-0
Saint Louis	W, 1-0
Saint Louis	W, 7-6

## 1993

Overall: 30-19

Head Coach: Lana Richmond

vs. Iowa State	W, 6-5
vs. Loyola (Ill.)	L, 2-4
vs. Temple	W, 7-2
vs. LaSalle	W, 13-4
vs. Illinois-Chicago	L, 0-3
vs. Maine	W, 3-2
vs. Valparaiso	L, 1-2
vs. Wisconsin-Green Bay	L, 2-6
vs. UNC Greensboro	L, 0-4
vs. Evansville	W, 3-0
at Austin Peay	L, 1-2
at Austin Peay	L, 2-3
at Tennessee Tech	L, 1-7
at Tennessee Tech	W, 1-0
vs. Evansville	W, 4-1
vs. Northern Iowa	L, 3-4
vs. Ball State	L, 1-2
Tennessee Tech	W, 2-1
Tennessee Tech	W, 9-4
at UT Martin	W, 7-0
Austin Peay	W, 2-1
Austin Peay	W, 10-6
Morehead State	W, 8-0
Morehead State	W, 6-5
Eastern Kentucky	W, 3-0
Eastern Kentucky	W, 9-1
Southern Illinois	L, 3-4
Southern Illinois	L, 5-7
at Saint Louis	L, 2-3
at Saint Louis	W, 9-2
at Morehead State	W, 4-3
at Morehead State	W, 8-4
at Eastern Kentucky	W, 7-0
at Eastern Kentucky	W, 6-0
Middle Tennessee	L, 1-3
Middle Tennessee	W, 2-1
Evansville	W, 3-1
Evansville	L, 2-3
Saint Louis	L, 2-8
Saint Louis	W, 3-0
UT Martin	W, 3-2
UT Martin	W, 4-3
vs. Morehead State	W, 2-1
vs. Tennessee Tech	W, 4-1
vs. Morehead State	W, 6-0
at Missouri State	L, 1-2
at Missouri State	L, 1-8
vs. Missouri	W, 8-5
vs. Missouri	L, 2-3

## 1994

Overall: 36-22

OVC: 17-9

Head Coach: Lana Richmond

3/6 vs. Illinois-Chicago	L, 0-7
3/6 vs. Detroit-Mercy	W, 7-2
3/7 vs. Temple	W, 4-1
3/7 vs. UNC-Greensboro	W, 2-1
3/9 vs. Maine	L, 1-3
3/9 vs. Valparaiso	L, 0-2
3/10 vs. Campbell	W, 2-1
3/10 vs. UNC-Wilmington	W, 8-0
3/11 vs. Radford	W, 7-3
3/11 vs. Loyola	W, 7-0
3/15 Saint Louis	W, 6-0
3/15 Saint Louis	W, 9-2
3/18 at Tennessee State*	W, 11-0
3/18 at Tennessee State*	W, 12-1
3/19 at Tennessee Tech*	L, 3-4
3/19 at Tennessee Tech*	L, 1-2
3/20 at Middle Tennessee*	W, 3-2
3/20 at Middle Tennessee*	W, 6-1
3/22 at UT Martin*	W, 8-0
3/22 at UT Martin*	L, 5-6
3/25 vs. Tennessee Tech	W, 5-2
3/25 vs. Northern Iowa	W, 7-2
3/26 vs. Evansville	L, 1-2
3/27 Tennessee Tech*	L, 0-2
3/27 Tennessee Tech*	L, 3-5
3/30 Austin Peay*	W, 5-0
3/30 Austin Peay*	W, 6-2
4/1 Morehead State*	W, 3-2
4/1 Morehead State*	W, 9-1
4/2 Middle Tennessee*	L, 1-2
4/2 Middle Tennessee*	L, 0-2 (8)
4/3 Eastern Kentucky*	W, 2-1
4/3 Eastern Kentucky*	W, 3-2
4/7 at Southern Illinois	L, 3-6
4/7 at Southern Illinois	L, 5-10
4/9 at Morehead State*	W, 11-5
4/9 at Morehead State*	L, 7-8
4/13 Tennessee State*	W, 18-0
4/13 Tennessee State*	W, 9-1
4/14 at Austin Peay*	W, 3-2 (10)
4/14 at Austin Peay*	W, 6-2
4/15 vs. Louisiana Tech	L, 1-3
4/15 vs. East Carolina	L, 0-3
4/16 vs. George Mason	W, 5-0
4/16 vs. UNC-Charlotte	L, 1-2 (11)
4/17 vs. SW Louisiana	L, 1-2 (10)
4/19 UT Martin*	W, 2-0
4/19 UT Martin*	L, 0-2
<u>OVC Tournament</u>	
4/23 vs. Austin Peay	W, 3-0
4/24 vs. Morehead State	W, 12-0
4/24 vs. Eastern Kentucky	W, 9-2
4/24 vs. Middle Tennessee	W, 3-2 (8)
4/26 at Saint Louis	W, 9-0
4/26 at Saint Louis	W, 9-4
5/2 Missouri State	L, 0-3
5/2 Missouri State	L, 0-2
5/3 at Missouri	L, 0-2
5/3 at Missouri	W, 6-5

## 1995

Overall: 38-20

OVC: 22-4

Head Coach: Lana Richmond

3/5 vs. Creighton	L, 3-4
3/7 vs. Temple	W, 6-3
3/7 vs. Loyola (Ill.)	W, 9-8
3/8 vs. Maine	W, 3-1
3/8 vs. Detroit-Mercy	W, 3-0
3/9 vs. Florida Atlantic	W, 8-0
3/9 vs. UNC-Greensboro	W, 10-9
3/10 vs. Loyola (Ill.)	L, 1-6
3/10 vs. Creighton	L, 1-7
3/14 Austin Peay*	W, 4-1
3/14 Austin Peay*	W, 3-0
3/17 at Middle Tennessee*	L, 1-2
3/17 at Middle Tennessee*	W, 3-0
3/18 at Tennessee State*	W, 7-1
3/18 at Tennessee State*	W, 16-1
3/22 at UT Martin*	W, 3-0
3/22 at UT Martin*	W, 2-1
3/24 vs. Eastern Illinois	W, 3-2
3/24 at Southern Illinois	L, 2-3 (10)
3/25 vs. Northern Iowa	W, 5-1
3/25 vs. Tennessee Tech	W, 4-1
3/25 vs. Evansville	L, 1-3
3/26 Tennessee Tech*	W, 3-2
3/26 Tennessee Tech*	W, 11-5
3/28 at Evansville	L, 2-6
3/28 at Evansville	L, 3-5
3/30 at Southern Illinois	L, 3-11
3/30 at Southern Illinois	L, 4-9
4/2 Tennessee State*	W, 10-0
4/2 Tennessee State*	W, 10-2
4/4 at Austin Peay*	W, 8-4
4/4 at Austin Peay*	W, 9-1
4/6 Saint Louis	W, 14-1
4/6 Saint Louis	W, 10-0
4/8 Morehead State*	W, 10-1
4/8 Morehead State*	W, 3-0
4/9 at Eastern Kentucky*	W, 4-3
4/9 at Eastern Kentucky*	W, 5-2
4/10 at Tennessee Tech*	L, 1-3
4/10 at Tennessee Tech*	W, 3-1
4/14 vs. Georgia Tech	W, 2-1
4/14 vs. SW Louisiana	L, 1-6
4/14 vs. Furman	W, 6-1
4/15 vs. George Mason	W, 3-0
4/15 vs. Samford	L, 2-6 (8)
4/15 vs. Middle Tennessee	W, 3-2 (8)
4/16 vs. Nicholls State	L, 10-0
4/21 Morehead State*	W, 4-3 (9)
4/21 Morehead State*	W, 11-0
4/22 Middle Tennessee*	W, 3-0
4/22 Middle Tennessee*	L, 0-1
4/25 UT Martin*	L, 4-6
4/25 UT Martin*	W, 3-1
<u>OVC Tournament</u>	
4/28 vs. Eastern Kentucky	W, 3-2
4/29 vs. Tennessee Tech	L, 2-8
4/29 vs. Eastern Kentucky	L, 0-2
5/2 at Missouri	L, 0-12
5/2 at Missouri	L, 1-2



# Southeast Missouri State REDHAWKS

## 1996

Overall: 39-9

OVC: 22-2

Head Coach: Lana Richmond

3/10	vs. UT Martin	W, 5-0
3/10	vs. Fairfield	W, 5-0
3/12	vs. Maine	W, 9-2
3/12	vs. Wis.-Green Bay	W, 2-0
3/14	vs. Providence	W, 2-1
3/14	vs. Wis.-Green Bay	W, 2-0
3/15	vs. Creighton	W, 7-4
3/15	vs. Fairfield	W, 12-2
3/23	at Middle Tennessee*	W, 4-3
3/23	at Middle Tennessee*	W, 6-2
3/24	Tennessee Tech*	W, 2-0
3/27	Evansville	W, 8-3
3/27	Evansville	W, 2-0
4/2	Austin Peay*	W, 3-0
4/2	Austin Peay*	W, 5-2
4/5	Tennessee State*	W, 7-1
4/5	Tennessee State*	W, 15-0
4/5	Tennessee State*	W, 8-0
4/8	at Saint Louis	W, 8-0
4/8	at Saint Louis	W, 6-0
4/10	at UT Martin*	W, 5-3
4/10	at UT Martin*	W, 7-0
4/12	Eastern Kentucky*	W, 3-0
4/12	Eastern Kentucky*	W, 3-1
4/13	Middle Tennessee*	W, 10-2
4/13	Middle Tennessee*	W, 8-3
4/14	Morehead State*	W, 6-0
4/14	Morehead State*	W, 8-0
4/16	UT Martin*	W, 7-0
4/16	UT Martin*	W, 11-1
4/18	at Austin Peay*	W, 9-0
4/18	at Austin Peay*	W, 13-0
4/20	vs. UT-Chattanooga	L, 1-3
4/24	vs. Missouri	L, 2-4
4/24	vs. Missouri	L, 1-4
4/27	at Morehead State*	W, 8-1
4/27	at Morehead State*	L, 1-4
4/28	at Eastern Kentucky*	W, 6-0
4/28	at Eastern Kentucky*	L, 2-4
5/1	Southern Illinois	L, 0-3
5/1	Southern Illinois	W, 8-1
<u>OVC Tournament</u>		
5/4	vs. Tennessee State	W, 8-0
5/4	vs. UT Martin	W, 1-0
5/5	vs. Middle Tennessee	W, 3-1
5/5	vs. Tennessee Tech	L, 3-4 (10)
5/5	vs. Tennessee Tech	W, 5-1
5/10	vs. Troy	L, 0-3
5/10	vs. Troy	L, 0-1 (11)

## 1997

Overall: 33-23-1

OVC: 20-5

Head Coach: Lana Richmond

3/1	vs. Evansville	L, 0-1
3/1	vs. Southern Illinois	L, 0-8
3/2	vs. Indiana	L, 3-7
3/2	vs. Western Illinois	T, 3-3
3/8	at Eastern Illinois	L, 2-3
3/8	at Eastern Illinois	L, 2-5
3/13	vs. Creighton	W, 5-4
3/14	vs. Illinois State	L, 0-3
3/14	vs. Cal-Berkley	L, 0-1
3/15	vs. Hawaii	L, 6-9
3/16	vs. Illinois State	W, 4-0
3/16	vs. Creighton	L, 0-1
3/21	vs. Southern Illinois	W, 5-3
3/21	vs. Southern Illinois	L, 2-4
3/22	vs. Northern Iowa	W, 1-0
3/22	vs. Saint Louis	W, 7-4
3/26	UT Martin*	W, 4-0
3/26	UT Martin*	W, 7-2
3/29	at Tennessee Tech*	L, 1-2
3/29	at Tennessee Tech*	W, 7-1
3/30	at Eastern Kentucky*	W, 15-2
3/31	at Morehead State*	W, 11-0
3/31	at Morehead State*	W, 6-0
4/3	at Evansville	W, 7-0
4/3	at Evansville	W, 7-2
4/5	Middle Tennessee*	W, 10-3
4/5	Middle Tennessee*	W, 3-2
4/6	Tennessee State*	W, 11-1
4/9	at Southern Illinois	L, 1-3
4/9	at Southern Illinois	L, 2-9
4/12	Morehead State*	W, 10-1
4/12	Morehead State*	W, 8-0
4/13	Eastern Kentucky*	W, 9-1
4/13	Eastern Kentucky*	W, 2-0
4/14	Tennessee Tech*	W, 5-1
4/14	Tennessee Tech*	W, 3-0
4/15	at Missouri	L, 7-10
4/15	at Missouri	L, 0-4
4/19	at Austin Peay*	W, 7-1
4/19	at Austin Peay*	W, 3-1
4/20	at Middle Tennessee*	W, 3-0
4/20	at Middle Tennessee*	W, 5-2
4/26	Eastern Illinois*	W, 3-2
4/26	Eastern Illinois*	W, 0-2
4/29	at Missouri State	L, 4-8
4/29	at Missouri State	L, 0-1
4/30	Saint Louis	W, 9-0
4/30	Saint Louis	W, 7-0
<u>OVC Tournament</u>		
5/3	Austin Peay	W, 2-1
5/3	UT Martin	W, 2-1
5/4	Tennessee Tech	W, 2-0
5/4	Eastern Illinois	L, 1-5
5/4	Eastern Illinois	W, 12-2
5/8	at DePaul	L, 1-9
5/8	at DePaul	L, 3-5

## 1998

Overall: 38-13-1

OVC: 16-2

Head Coach: Lana Richmond

2/28	vs. Bradley	W, 9-1
2/28	vs. Kentucky	W, 9-6
3/1	at Southern Illinois	L, 0-3
3/1	vs. Northern Illinois	L, 3-10
3/8	Northern Iowa	W, 6-4
3/8	Northern Iowa	W, 6-5
3/15	vs. East Carolina	L, 0-2
3/23	vs. Colgate	W, 3-1
3/16	vs. Fordham	W, 5-0
3/16	vs. Wis.-Green Bay	W, 6-2
3/17	vs. Yale	W, 6-1
3/17	vs. Manhattan	W, 13-2
3/20	vs. Liberty	W, 8-0
3/23	Northwestern	L, 2-6
3/23	Northwestern	W, 3-1
3/24	Southern Illinois	L, 3-4
3/24	Southern Illinois	T, 3-3
3/25	at Saint Louis	W, 5-2
3/25	at Saint Louis	W, 12-1
3/27	vs. Northern Iowa	W, 3-1
3/27	vs. Saint Louis	W, 10-1
3/28	at Southern Illinois	W, 3-2
3/28	vs. UT Martin	W, 2-0
4/1	at Austin Peay*	W, 9-1
4/1	at Austin Peay*	W, 6-5
4/4	Tennessee Tech*	W, 2-0
4/4	Tennessee Tech*	W, 3-2
4/5	Tennessee State*	W, 8-0
4/5	Tennessee State*	W, 11-0
4/6	Middle Tennessee*	W, 5-0
4/6	Middle Tennessee*	W, 4-1
4/8	Eastern Illinois*	W, 10-2
4/8	Eastern Illinois*	W, 4-2
4/9	Evansville	L, 4-5
4/9	Evansville	L, 2-8
4/14	UT Martin*	W, 8-0
4/14	UT Martin*	L, 0-2
4/16	at Missouri	L, 2-8
4/16	at Missouri	W, 4-0
4/18	at Morehead State*	W, 6-0
4/18	at Morehead State*	W, 6-2
4/21	Austin Peay*	W, 2-1
4/21	Austin Peay*	W, 9-1
4/24	at Eastern Illinois*	L, 0-4
4/24	at Eastern Illinois*	W, 6-0
<u>OVC Tournament</u>		
5/2	Austin Peay	W, 8-2
5/3	vs. Tennessee Tech	W, 8-2
5/4	Eastern Illinois	W, 3-2
5/4	Eastern Illinois	L, 1-2
5/4	vs. Eastern Illinois	W, 13-4
5/7	DePaul	L, 5-7
5/7	vs. DePaul	L, 2-6

## 1999

Overall: 31-17

OVC: 16-2

Head Coach: Lana Richmond

3/4	at Evansville	L, 4-7
3/4	at Evansville	L, 0-4
3/6	Northern Iowa	L, 2-3
3/7	Harvard	W, 5-1
3/15	vs. Indiana State	W, 1-0
3/15	vs. Indiana State	W, 12-4
3/16	at Sacramento State	L, 0-1
3/16	at Sacramento State	L, 1-6
3/18	vs. Nebraska	L, 1-10
3/18	vs. San Jose State	L, 4-5
3/19	vs. Oregon	L, 2-9
3/19	vs. Kansas	L, 0-7
3/20	vs. Sacramento State	W, 2-1
3/20	vs. Portland State	W, 9-1
3/21	vs. Ohio	L, 0-2
3/24	Saint Louis	W, 6-2
3/24	Saint Louis	W, 11-0
3/26	vs. Eastern Illinois	W, 2-0
3/26	vs. Saint Louis	W, 5-0
3/27	vs. Northern Iowa	L, 1-3
3/27	vs. Southern Illinois	W, 5-4
3/30	at Austin Peay*	W, 4-0
3/30	at Austin Peay*	W, 3-0
4/1	Eastern Illinois*	W, 5-2
4/1	Eastern Illinois*	W, 3-2
4/6	UT Martin*	W, 8-0
4/6	UT Martin*	W, 12-5
4/7	at Southern Illinois	L, 4-7
4/7	at Southern Illinois	L, 1-9
4/10	at Tennessee State*	W, 9-0
4/10	at Tennessee State*	W, 11-3
4/11	at Tennessee Tech*	L, 0-3
4/11	at Tennessee Tech*	W, 6-2
4/12	at Middle Tennessee*	W, 2-1
4/12	at Middle Tennessee*	W, 4-1
4/17	Morehead State*	W, 1-0
4/17	Morehead State*	W, 3-0
4/18	Eastern Kentucky*	W, 4-3
4/18	Eastern Kentucky*	W, 4-3
4/21	at Eastern Illinois*	L, 0-1
4/21	at Eastern Illinois*	W, 1-0
<u>OVC Tournament</u>		
5/1	vs. UT Martin	W, 5-0
5/1	vs. Tennessee Tech	W, 5-2
5/2	vs. Middle Tennessee	W, 9-0
5/2	vs. Eastern Illinois	W, 7-1
<u>NCAA Regional (Tucson, Ariz.)</u>		
5/20	vs. Kansas	L, 1-5
5/21	vs. East Carolina	W, 2-1
5/22	vs. Kansas	L, 1-3

# NCAA DIVISION I RESULTS

## 2000

Overall: 31-24

OVC: 17-7

Head Coach: Lana Richmond

3/4	vs. Northern Iowa	W, 4-1
3/4	vs. Missouri State	L, 2-3
3/5	Bradley	W, 5-2
3/5	Creighton	L, 0-1
3/5	Iowa State	L, 1-5
3/9	Loyola-Chicago	L, 1-3
3/9	Loyola-Chicago	W, 2-0
3/13	at Saint Louis	W, 10-3
3/13	at Saint Louis	W, 5-3
3/16	vs. Utah	L, 5-16
3/17	vs. Nebraska	L, 2-7
3/17	vs. Louisville	W, 4-3
3/17	vs. Sacramento State	L, 2-3
3/18	vs. Sacramento State	L, 2-6
3/18	vs. Texas A&M CC	W, 17-14
3/19	vs. Utah State	L, 1-2
3/24	vs. Western Kentucky	L, 8-1
3/24	vs. Northern Iowa	L, 8-9
3/25	vs. Syracuse	L, 1-3
3/25	vs. Southern Illinois	L, 0-1
3/28	at Austin Peay*	W, 4-3
4/1	Tennessee Tech*	W, 3-2
4/1	Tennessee Tech*	W, 6-0
4/2	Tennessee Tech*	L, 2-5
4/5	Southern Illinois	L, 0-8
4/5	Southern Illinois	L, 1-8
4/8	Eastern Kentucky*	L, 1-7
4/8	Eastern Kentucky*	L, 0-2
4/9	Eastern Kentucky*	W, 9-3
4/11	UT Martin*	L, 0-3
4/11	UT Martin*	W, 4-0
4/14	at Tennessee State*	W, 8-0
4/15	at Middle Tennessee*	W, 4-2
4/15	at Middle Tennessee*	L, 1-2
4/16	at Middle Tennessee*	W, 1-0
4/18	Eastern Illinois	W, 6-1
4/18	Eastern Illinois	L, 1-5
4/20	vs. Missouri	W, 5-0
4/22	Austin Peay*	W, 8-0
4/22	Austin Peay*	W, 1-0
4/26	vs. Southwest Missouri	W, 4-3
4/26	vs. Southwest Missouri	L, 1-3
4/29	at Morehead State*	W, 5-0
4/29	at Morehead State*	L, 1-6
4/30	at Morehead State*	W, 2-0
5/2	at UT Martin*	W, 8-2
5/2	at UT Martin*	W, 1-0
5/4	at Eastern Illinois*	W, 3-0
5/7	Tennessee State*	W, 11-3
5/7	Tennessee State*	W, 12-0
<u>OVC Tournament</u>		
5/11	vs. Morehead State	W, 4-3
5/11	vs. Eastern Illinois	W, 3-2
5/12	at Middle Tennessee	L, 1-3
5/12	vs. Tennessee Tech	W, 2-1
5/12	at Middle Tennessee	L, 1-3

## 2001

Overall: 25-25

OVC: 16-5

Head Coach: Lana Richmond

3/2	Missouri State	L, 1-10
3/3	Illinois-Chicago	L, 0-6
3/3	vs. Western Kentucky	L, 1-10
3/6	Mississippi	L, 0-8
3/6	Mississippi	L, 0-8
3/9	vs. Indiana	W, 8-0
3/10	vs. Louisville	L, 2-7
3/10	vs. Kentucky	W, 1-0
3/11	vs. Kent State	L, 0-2
3/11	vs. Akron	W, 6-0
3/20	at Southern Illinois	L, 0-5
3/20	at Southern Illinois	W, 4-0
3/21	at Mississippi	W, 4-2
3/21	at Mississippi	L, 0-8
3/23	vs. #21 Wisconsin	L, 0-9
3/23	vs. #3 California	L, 4-5
3/24	vs. Mercer	W, 2-1
3/24	vs. Harvard	L, 3-4
3/28	Austin Peay*	W, 8-0
3/28	Austin Peay*	W, 11-4
3/30	at Tennessee State*	W, 12-3
3/31	at Tennessee Tech*	L, 4-5
3/31	at Tennessee Tech*	L, 1-5
4/1	at Tennessee Tech*	W, 5-2
4/5	at Eastern Illinois*	L, 1-3
4/5	at Eastern Illinois*	W, 3-0
4/10	UT Martin*	W, 2-0
4/10	UT Martin*	W, 11-3
4/12	Eastern Illinois*	W, 7-3
4/13	Tennessee State*	W, 7-4
4/13	Tennessee State*	W, 9-1
4/14	Middle Tennessee	L, 0-4
4/14	Middle Tennessee	L, 0-4
4/16	Southern Illinois	L, 0-11
4/18	Saint Louis	L, 1-2
4/18	Saint Louis	W, 11-3
4/21	at Eastern Kentucky*	W, 2-1
4/21	at Eastern Kentucky*	W, 6-4
4/22	at Eastern Kentucky*	L, 1-2
4/24	Missouri	L, 1-2
4/24	Missouri	L, 1-5
4/25	at UT Martin*	W, 3-2
4/25	at UT Martin	W, 5-2
4/28	Morehead State*	W, 4-2
4/28	Morehead State*	W, 9-3
4/29	Morehead State*	W, 6-4
5/1	at Austin Peay*	L, 0-1
<u>OVC Tournament</u>		
5/4	vs. Eastern Kentucky	L, 0-2
5/4	vs. Tennessee State	W, 1-0
5/5	vs. Eastern Illinois	L, 0-1

## 2002

Overall: 14-27

OVC: 9-12

Head Coach: Lana Richmond

3/1	Mississippi	L, 3-5
3/1	Mississippi	L, 1-4
3/5	at Southern Illinois	L, 0-1
3/5	at Southern Illinois	L, 1-7
3/7	Loyola-Chicago	L, 2-6
3/7	Loyola-Chicago	L, 3-8
3/11	Indiana State	W, 6-2
3/15	vs. Pittsburgh	L, 4-5
3/15	vs. Jacksonville State	L, 1-3
3/16	vs. Birmingham So.	L, 1-7
3/16	vs. Gardner-Webb	W, 8-1
3/19	at College of Charleston	W, 6-2
3/19	at College of Charleston	L, 1-3
3/23	Eastern Kentucky*	L, 2-3
3/23	Eastern Kentucky*	L, 1-2
3/24	Eastern Kentucky*	L, 1-7
3/29	at Tennessee State*	L, 6-7 (9)
3/29	at Tennessee State*	W, 15-7
4/1	at Tennessee State*	W, 9-3
4/3	at Missouri	L, 2-10
4/3	at Missouri	L, 0-12
4/6	Austin Peay*	W, 3-2
4/6	Austin Peay*	W, 4-1
4/7	Austin Peay*	L, 5-6
4/9	Eastern Illinois*	L, 4-5
4/9	Eastern Illinois*	L, 0-6
4/13	Tennessee Tech*	W, 2-0
4/13	Tennessee Tech*	L, 2-3
4/14	Tennessee Tech*	L, 0-7
4/16	at UT Martin*	W, 3-2
4/16	at UT Martin*	L, 1-2
4/18	at Eastern Illinois*	W, 4-0
4/20	at Morehead State*	W, 7-5
4/20	at Morehead State*	W, 9-3
4/21	at Morehead State*	L, 0-3
4/24	Southern Illinois	L, 1-3
4/27	UT Martin*	L, 1-5
4/27	UT Martin	W, 5-1
<u>OVC Tournament</u>		
5/3	vs. Austin Peay	W, 5-3
5/3	at Eastern Kentucky	L, 0-7
5/4	vs. UT Martin	L, 1-4 (8)

## 2003

Overall: 18-29

OVC: 11-9

Head Coach: Lana Richmond

3/4	at Lipscomb	W, 6-0
3/4	at Lipscomb	L, 5-6
3/5	at Evansville	L, 1-3
3/5	at Evansville	L, 0-6
3/7	Siena	W, 8-1
3/8	Middle Tennessee	L, 0-6
3/9	Lipscomb	W, 17-8
3/9	Missouri State	L, 1-8
3/14	vs. UNC Greensboro	L, 2-8
3/14	vs. Toledo	L, 2-4
3/16	at Winthrop	L, 1-4
3/17	vs. Marshall	L, 2-5
3/17	vs. Marshall	W, 5-4
3/20	vs. Middle Tennessee	L, 0-5
3/20	vs. Middle Tennessee	L, 0-10
3/26	Southern Illinois	L, 1-5
3/26	Southern Illinois	L, 3-9
3/29	Tennessee State*	W, 4-0
3/29	Tennessee State*	W, 4-3
3/30	Tennessee State*	L, 4-10
4/2	Missouri	L, 0-9
4/2	Missouri	L, 0-9
4/5	at Austin Peay*	W, 5-0
4/5	at Austin Peay*	L, 1-2
4/9	at Eastern Illinois*	L, 0-1
4/9	at Eastern Illinois*	W, 7-6
4/12	at Tennessee Tech*	L, 3-4
4/12	at Tennessee Tech*	W, 4-2
4/13	at Tennessee Tech*	L, 3-7
4/16	at Missouri State	L, 0-8
4/18	Morehead State*	W, 7-4
4/18	Morehead State*	W, 6-3
4/19	Morehead State*	L, 4-7
4/23	Eastern Illinois*	W, 6-5
4/26	UT Martin*	W, 3-0
4/26	UT Martin*	W, 5-4
4/27	at UT Martin*	L, 1-5
4/29	Saint Louis	L, 2-4
5/3	at Eastern Kentucky*	W, 4-0
5/3	at Eastern Kentucky*	L, 1-4
5/4	at Eastern Kentucky*	L, 0-3
<u>OVC Tournament</u>		
5/8	vs. Austin Peay	W, 5-4
5/8	at Tennessee Tech	L, 0-4
5/9	vs. UT Martin	W, 4-3
5/9	vs. Eastern Illinois	W, 4-2
5/9	vs. Eastern Kentucky	L, 2-7



# Southeast Missouri State REDHAWKS

## 2004

Overall: 16-36

OVC: 10-14

Head Coach: Lana Richmond

3/5	vs. Belmont	
3/6	at Western Kentucky	
3/7	vs. Illinois State	
3/7	vs. Belmont	
3/9	at Belmont	
3/9	at Belmont	
3/12	Missouri State	
3/13	Iowa State	
3/13	Valparaiso	
3/14	Indiana State	
3/14	Bradley	
3/17	vs. Rider	
3/17	vs. Iona	
3/18	vs. Cleveland State	
3/18	vs. Colorado State	
3/19	vs. Vermont	
3/19	vs. Colgate	
3/20	vs. Cornell	
3/20	vs. Fordham	
3/23	Evansville	
3/23	Evansville	
3/25	at Southern Illinois	
3/25	at Southern Illinois	
3/30	at Saint Louis	
3/30	at Saint Louis	
4/1	Eastern Illinois*	
4/1	Eastern Illinois*	
4/3	Tennessee State*	
4/3	Tennessee State*	
4/4	Tennessee State*	
4/7	Austin Peay*	
4/7	Austin Peay*	
4/9	at Tennessee Tech*	
4/9	at Tennessee Tech*	
4/10	at Tennessee Tech*	
4/17	Jacksonville State*	
4/17	Jacksonville State*	
4/18	Jacksonville State*	
4/24	at Morehead State*	
4/24	at Morehead State*	
4/25	at Morehead State*	
4/27	UT Martin*	
4/27	UT Martin*	
5/2	Eastern Kentucky*	
5/2	Eastern Kentucky*	
5/5	at Eastern Illinois*	
5/8	at Samford*	
5/8	at Samford*	
5/9	at Samford*	
<u>OVC Tournament</u>		
5/13	vs. Tennessee Tech	
5/13	vs. UT Martin	
5/14	vs. Jacksonville State	

## 2005

Overall: 27-28

OVC: 13-14

Head Coach: Lana Richmond

3/5	vs. Missouri		3/5	vs. Missouri	
3/5	UMKC		3/6	vs. Missouri	
3/6	vs. Missouri		3/6	vs. Missouri State	
3/6	vs. Missouri State		3/8	Lipscomb	
3/8	Lipscomb		3/8	Lipscomb	
3/12	vs. St. Peter's		3/12	vs. Sacred Heart	
3/12	vs. Sacred Heart		3/13	vs. Colgate	
3/13	vs. Colgate		3/13	vs. Cleveland State	
3/13	vs. Cleveland State		3/14	vs. Columbia	
3/14	vs. Columbia		3/15	vs. Northern Colorado	
3/15	vs. Northern Colorado		3/15	vs. George Washington	
3/15	vs. George Washington		3/16	vs. George Mason	
3/16	vs. George Mason		3/16	vs. Yale	
3/19	at UT Martin*		3/19	at UT Martin*	
3/19	at UT Martin*		3/20	at UT Martin*	
3/20	at UT Martin*		3/22	Wright State	
3/22	Wright State		3/23	Belmont	
3/23	Belmont		3/23	Belmont	
3/25	at Morehead State*		3/25	at Morehead State*	
3/25	at Morehead State*		3/26	at Morehead State*	
3/26	at Morehead State*		3/29	at Evansville	
3/29	at Evansville		3/29	at Evansville	
3/29	at Evansville		4/2	at Tennessee State*	
4/2	at Tennessee State*		4/3	at Tennessee State*	
4/3	at Tennessee State*		4/3	at Tennessee State*	
4/6	Southern Illinois		4/6	Southern Illinois	
4/6	Southern Illinois		4/9	Eastern Kentucky*	
4/9	Eastern Kentucky*		4/9	Eastern Kentucky*	
4/10	Eastern Kentucky*		4/10	Eastern Kentucky*	
4/14	Saint Louis		4/14	Saint Louis	
4/14	Saint Louis		4/16	Samford*	
4/16	Samford*		4/16	Samford*	
4/17	Samford*		4/17	Samford*	
4/20	at Eastern Illinois*		4/20	at Eastern Illinois*	
4/20	at Eastern Illinois*		4/23	Tennessee Tech*	
4/23	Tennessee Tech*		4/24	Tennessee Tech*	
4/24	Tennessee Tech*		4/24	Tennessee Tech*	
4/27	at Jacksonville State*		4/27	at Jacksonville State*	
4/27	at Jacksonville State*		4/28	at Jacksonville State*	
4/28	at Jacksonville State*		5/6	Eastern Illinois*	
5/6	Eastern Illinois*		5/7	Austin Peay*	
5/7	Austin Peay*		5/7	Austin Peay*	
5/8	Austin Peay*		5/8	Austin Peay*	
<u>OVC Tournament</u>			<u>OVC Tournament</u>		
5/12	vs. UT Martin		5/12	vs. UT Martin	
5/13	vs. Samford		5/13	vs. UT Martin	
5/13	vs. UT Martin		5/13	vs. UT Martin	
5/14	at Jacksonville State		5/14	at Jacksonville State	

## 2006

Overall: 28-24

OVC: 14-13

Head Coach: Lana Richmond

2/24	vs. Alcorn State		2/24	vs. Alcorn State	
2/24	at Mississippi State		2/26	vs. Northwestern State	
2/26	vs. Northwestern State		2/26	at Mississippi State	
2/26	at Mississippi State		3/3	at Missouri State	
3/3	at Missouri State		3/3	vs. Missouri	
3/3	vs. Missouri		3/4	vs. Saint Louis	
3/4	vs. Saint Louis		3/4	vs. UMKC	
3/4	vs. UMKC		3/7	at Southern Illinois	
3/7	at Southern Illinois		3/7	at Southern Illinois	
3/11	IUPUI		3/11	IUPUI	
3/11	IUPUI		3/11	Lipscomb	
3/12	Northern Iowa		3/12	Northern Iowa	
3/12	Northern Iowa		3/12	at Austin Peay*	
3/18	at Austin Peay*		3/18	at Austin Peay*	
3/18	at Austin Peay*		3/19	at Austin Peay*	
3/19	at Austin Peay*		3/22	at Middle Tennessee	
3/22	at Middle Tennessee		3/22	at Middle Tennessee	
3/23	at Memphis		3/23	at Memphis	
3/23	at Memphis		3/23	at Memphis	
3/25	UT Martin*		3/25	UT Martin*	
3/25	UT Martin*		3/25	UT Martin*	
3/26	UT Martin*		3/26	UT Martin*	
3/29	Evansville		3/29	Evansville	
3/29	Evansville		3/29	Evansville	
4/1	Morehead State*		4/1	Morehead State*	
4/1	Morehead State*		4/1	Morehead State*	
4/2	Morehead State*		4/2	Morehead State*	
4/4	at Saint Louis		4/4	at Saint Louis	
4/4	at Saint Louis		4/4	at Saint Louis	
4/8	Tennessee State*		4/8	Tennessee State*	
4/8	Tennessee State*		4/8	Tennessee State*	
4/9	Tennessee State*		4/9	Tennessee State*	
4/14	at Eastern Kentucky*		4/14	at Eastern Kentucky*	
4/14	at Eastern Kentucky*		4/14	at Eastern Kentucky*	
4/15	at Eastern Kentucky*		4/15	at Eastern Kentucky*	
4/18	Eastern Illinois*		4/18	Eastern Illinois*	
4/18	Eastern Illinois*		4/21	at Samford*	
4/21	at Samford*		4/22	at Samford*	
4/22	at Samford*		4/22	at Samford*	
4/22	at Samford*		4/22	at Samford*	
4/29	at Tennessee Tech*		4/29	at Tennessee Tech*	
4/29	at Tennessee Tech*		4/29	at Tennessee Tech*	
4/30	at Tennessee Tech*		4/30	at Tennessee Tech*	
5/3	at Eastern Illinois*		5/3	at Eastern Illinois*	
5/6	Jacksonville State*		5/6	Jacksonville State*	
5/6	Jacksonville State*		5/6	Jacksonville State*	
5/7	Jacksonville State*		5/7	Jacksonville State*	
<u>OVC Tournament</u>			<u>OVC Tournament</u>		
5/11	vs. UT Martin		5/11	vs. UT Martin	
5/11	at Tennessee Tech		5/11	at Tennessee Tech	
5/12	vs. Eastern Kentucky		5/12	vs. Eastern Kentucky	

## 2007

Overall: 20-29

OVC: 11-16

Head Coach: Lana Richmond

2/23	Alabama A&M		2/23	Alabama A&M	
2/23	at Memphis		2/23	at Memphis	
2/25	vs. Evansville		2/25	vs. Evansville	
2/25	vs. Central Arkansas		2/25	vs. Central Arkansas	
3/4	vs. Missouri State		3/4	vs. Missouri State	
3/4	vs. UMKC		3/4	vs. UMKC	
3/9	Belmont		3/9	Belmont	
3/10	Belmont		3/10	Belmont	
3/10	Bradley		3/10	Bradley	
3/11	Illinois State		3/11	Illinois State	
3/11	IUPUI		3/11	IUPUI	
3/17	Samford*		3/17	Samford*	
3/17	Samford*		3/17	Samford*	
3/18	Samford*		3/18	Samford*	
3/19	at Western Kentucky		3/19	at Western Kentucky	
3/19	at Western Kentucky		3/19	at Western Kentucky	
3/20	at Middle Tennessee		3/20	at Middle Tennessee	
3/21	at Mississippi		3/21	at Mississippi	
3/21	at Mississippi		3/21	at Mississippi	
3/24	at Tennessee State*		3/24	at Tennessee State*	
3/24	at Tennessee State*		3/24	at Tennessee State*	
3/25	at Tennessee State*		3/25	at Tennessee State*	
3/28	at Evansville		3/28	at Evansville	
3/28	at Evansville		3/28	at Evansville	
3/31	Eastern Kentucky*		3/31	Eastern Kentucky*	
4/1	Eastern Kentucky*		4/1	Eastern Kentucky*	
4/1	Eastern Kentucky*		4/1	Eastern Kentucky*	
4/6	at Jacksonville State*		4/6	at Jacksonville State*	
4/6	at Jacksonville State*		4/6	at Jacksonville State*	
4/7	at Jacksonville State*		4/7	at Jacksonville State*	
4/11	at Eastern Illinois*		4/11	at Eastern Illinois*	
4/11	at Eastern Illinois*		4/11	at Eastern Illinois*	
4/14	Austin Peay*		4/14	Austin Peay*	
4/15	Austin Peay*		4/15	Austin Peay*	
4/17	Saint Louis		4/17	Saint Louis	
4/17	Saint Louis		4/17	Saint Louis	
4/21	at UT Martin*		4/21	at UT Martin*	
4/21	at UT Martin*		4/21	at UT Martin*	
4/22	at UT Martin*		4/22	at UT Martin*	
4/24	Memphis		4/24	Memphis	
4/24	Memphis		4/24	Memphis	
4/28	Tennessee Tech*		4/28	Tennessee Tech*	
4/28	Tennessee Tech*		4/28	Tennessee Tech*	
4/29	Tennessee Tech*		4/29	Tennessee Tech*	
5/2	Eastern Illinois*		5/2	Eastern Illinois*	
5/5	at Morehead State*		5/5	at Morehead State*	
5/5	at Morehead State*		5/5	at Morehead State*	
5/6	at Morehead State*		5/6	at Morehead State*	



# NCAA DIVISION I RESULTS

## 2008

Overall: 24-28

OVC: 11-16

Head Coach: Lana Richmond

2/14	at Jackson State	W, 8-0
2/14	at Jackson State	W, 12-3
2/15	vs. Central Arkansas	W, 5-3
2/17	vs. Iowa State	L, 1-8
2/17	at UL-Monroe	L, 1-2
2/22	vs. Morehead State	L, 0-2
2/22	vs. Ark.-Pine Bluff	W, 11-2
2/23	at Memphis	L, 1-3
2/23	vs. Evansville	L, 4-16
2/24	vs. Alabama A&M	W, 15-0
3/2	Missouri State	W, 3-1
3/2	Saint Louis	W, 7-3
3/7	vs. Bethune-Cookman	W, 4-0
3/7	vs. Florida Gulf Coast	L, 0-5
3/8	at Florida Atlantic	L, 6-7
3/8	vs. Towson	L, 4-5
3/9	vs. Bethune-Cookman	L, 2-5
3/11	vs. Longwood	W, 2-0
3/11	vs. Longwood	L, 1-12
3/13	at Belmont	L, 0-1
3/13	at Belmont	W, 10-8
3/15	at Eastern Kentucky*	L, 2-6
3/16	at Eastern Kentucky*	L, 2-10
3/16	at Eastern Kentucky*	L, 2-10
3/21	at Tennessee Tech*	W, 4-0
3/21	at Tennessee Tech*	L, 1-5
3/22	at Tennessee Tech*	L, 2-3
3/25	Eastern Illinois*	W, 7-2
3/25	Eastern Illinois*	W, 7-6
3/29	at Austin Peay*	W, 4-5
3/30	at Austin Peay*	W, 9-4
3/30	at Austin Peay*	W, 12-0
4/5	Tennessee State*	W, 5-2
4/5	Tennessee State*	L, 2-3
4/6	Tennessee State*	W, 6-3
4/9	Middle Tennessee	W, 6-4
4/9	Middle Tennessee	L, 3-5
4/12	at Samford*	L, 0-8
4/12	at Samford*	W, 4-3
4/13	at Samford*	L, 1-7
4/17	at Saint Louis	W, 6-0
4/17	at Saint Louis	W, 2-1
4/19	Morehead State*	W, 5-1
4/19	Morehead State*	L, 0-6
4/20	Morehead State*	W, 2-1
4/23	at Eastern Illinois*	L, 3-4
4/26	UT Martin*	W, 6-5
4/26	UT Martin*	L, 2-5
4/27	UT Martin*	L, 5-7
5/3	Jacksonville State*	L, 0-7
5/3	Jacksonville State*	L, 3-6
5/4	Jacksonville State*	L, 4-8

## 2009

Overall: 29-21

OVC: 16-8

Head Coach: Lana Richmond

2/12	at Jackson State	W, 11-0
2/13	at UL-Monroe	W, 4-1
2/13	vs. Central Arkansas	L, 0-8
2/14	at UL-Monroe	W, 4-3
2/14	vs. Centenary	W, 5-4 (8)
2/15	vs. Centenary	L, 2-10
3/4	at #18 Southern Illinois	L, 1-2
3/4	at #18 Southern Illinois	L, 0-6
3/6	at Missouri State	W, 4-1 (8)
3/6	vs. UMKC	W, 10-3 (8)
3/7	vs. Saint Louis	W, 1-0
3/7	vs. #12 Missouri	L, 0-8
3/17	at North Carolina A&T	W, 8-7
3/17	at North Carolina A&T	W, 6-0
3/18	at Elon	L, 2-4
3/18	at Elon	L, 1-8
3/20	at Morehead State*	W, 1-0
3/20	at Morehead State*	W, 7-4
3/21	at Morehead State*	L, 1-2 (10)
3/28	Tennessee Tech*	W, 3-2
3/28	Tennessee Tech*	L, 0-13
3/29	Tennessee Tech*	L, 1-6
4/1	Missouri-St. Louis	L, 0-6
4/1	Missouri-St. Louis	L, 3-4
4/4	at Jacksonville State*	L, 1-12
4/4	at Jacksonville State*	L, 0-9
4/5	at Jacksonville State*	L, 1-11
4/8	SIU Edwardsville	L, 1-6
4/8	SIU Edwardsville	L, 3-12
4/10	at UT Martin*	L, 1-2
4/10	at UT Martin*	L, 2-8
4/11	at UT Martin*	W, 4-3
4/15	Saint Louis	W, 5-4 (8)
4/15	Saint Louis	W, 9-5
4/18	Austin Peay*	W, 4-1
4/18	Austin Peay*	W, 6-5 (9)
4/19	Austin Peay*	W, 7-5
4/23	at Eastern Illinois*	W, 6-2
4/23	at Eastern Illinois*	W, 11-3
4/25	Eastern Kentucky*	W, 4-3
4/25	Eastern Kentucky*	W, 8-5
4/26	Eastern Kentucky*	W, 4-3
4/29	Eastern Illinois*	W, 8-3
5/2	at Tennessee State*	W, 9-1
5/2	at Tennessee State*	W, 4-3
5/3	at Tennessee State*	W, 8-7
<u>OVC Tournament</u>		
5/7	vs. Morehead State	W, 1-0
5/8	vs. Tennessee Tech	W, 7-1
5/9	vs. UT Martin	L, 2-3
5/9	vs. UT Martin	L, 1-4

## 2010

Overall: 17-31

OVC: 6-17

Head Coach: Lana Richmond

2/11	at Jackson State	W, 11-3
2/13	at UL-Monroe	L, 6-9
2/13	vs. UMKC	W, 6-4
2/19	vs. IPFW	W, 7-4
2/19	vs. McNeese State	L, 2-6
2/20	vs. Appalachian State	L, 2-10
2/20	vs. Indiana State	W, 6-3
3/5	vs. UMKC	L, 1-7
3/5	vs. Saint Louis	L, 2-10
3/6	at Missouri	L, 0-13
3/6	vs. Missouri State	L, 3-7
3/10	IPFW	W, 4-3
3/11	Illinois State	L, 1-12
3/13	at Arkansas	L, 2-4
3/13	vs. SIU Edwardsville	W, 7-6
3/14	vs. Louisiana Tech	L, 3-5
3/14	vs. SIU Edwardsville	L, 5-6
3/16	IUPUI	W, 5-4
3/16	IUPUI	W, 15-7
3/17	at Indiana State	W, 5-3
3/17	at Indiana State	L, 2-4
3/20	Morehead State*	L, 2-9
3/20	Morehead State*	L, 5-7
3/27	at Eastern Kentucky*	L, 4-5
3/27	at Eastern Kentucky*	W, 6-0
3/28	at Eastern Kentucky*	L, 2-7
3/31	Eastern Illinois*	L, 0-3
3/31	Eastern Illinois*	L, 2-10
4/2	at Austin Peay*	L, 3-4
4/2	at Austin Peay*	W, 12-5
4/3	at Austin Peay*	L, 2-11
4/9	Tennessee State*	W, 9-0
4/9	Tennessee State*	L, 4-6
4/10	Tennessee State*	W, 7-5
4/14	at Eastern Illinois*	L, 0-2
4/17	at Murray State*	L, 1-9
4/17	at Murray State*	W, 9-6
4/18	at Murray State*	L, 4-9
4/22	at SIU Edwardsville	W, 3-2
4/22	at SIU Edwardsville	L, 2-3
5/1	UT Martin*	L, 3-4
5/2	UT Martin*	L, 1-5
5/2	UT Martin*	L, 0-2
5/5	at Saint Louis	W, 6-3
5/5	at Saint Louis	L, 1-9
5/8	at Tennessee Tech*	L, 0-4
5/8	at Tennessee Tech*	L, 1-2
5/9	at Tennessee Tech*	W, 2-0

## 2011

Overall: 31-30

OVC: 17-12

Head Coach: Lana Richmond

2/11	vs. Northwestern State	L, 1-2
2/11	at UL-Monroe	L, 3-11
2/12	vs. Indiana State	W, 6-2
2/12	at UL-Monroe	L, 1-6
2/13	vs. Northwestern State	L, 2-10
2/25	vs. South Alabama	L, 3-8
2/25	vs. Western Kentucky	L, 5-8
2/26	vs. Louisiana Tech	W, 5-4
2/26	vs. Austin Peay	W, 6-3
2/27	at Mississippi	L, 2-4
3/4	vs. #18 Missouri	L, 0-5
3/4	vs. Missouri State	L, 2-3
3/5	Saint Louis	L, 3-8
3/9	Southern Illinois	L, 0-10
3/12	at SIU Edwardsville*	W, 11-4 (9)
3/12	at SIU Edwardsville*	W, 8-6 (8)
3/13	at SIU Edwardsville*	L, 1-11
3/17	at Belmont	L, 0-3
3/17	at Belmont	L, 5-6 (8)
3/19	Tennessee Tech*	W, 4-1
3/19	Tennessee Tech*	W, 6-3
3/20	Tennessee Tech*	L, 1-4
3/23	Evansville	L, 2-4 (8)
3/23	Evansville	W, 9-0
3/26	at Jacksonville State*	W, 7-6
3/26	at Jacksonville State*	L, 5-8
3/27	at Jacksonville State*	L, 8-13
3/30	UT Martin*	W, 5-4
3/30	UT Martin*	L, 1-7
4/2	Austin Peay*	W, 8-5
4/2	Austin Peay*	W, 9-1
4/3	Austin Peay*	L, 1-2
4/6	Indiana State	W, 10-8
4/6	Indiana State	W, 4-2
4/7	at UT Martin*	L, 2-7
4/9	at Tennessee State*	W, 6-5
4/9	at Tennessee State*	W, 5-3
4/10	at Tennessee State*	W, 10-0
4/13	at Eastern Illinois*	L, 0-2
4/13	at Eastern Illinois*	L, 0-4
4/16	Murray State*	W, 10-9 (8)
4/16	Murray State*	W, 11-4
4/17	Murray State*	L, 7-9
4/19	Eastern Illinois*	W, 8-4
4/22	Williams Baptist	W, 4-1
4/22	Williams Baptist	W, 5-2
4/28	at Middle Tennessee	W, 3-2
4/28	at Middle Tennessee	L, 3-7
4/30	at Morehead State*	W, 14-7
4/30	at Morehead State*	W, 4-3
5/4	Saint Louis	W, 5-1
5/4	Saint Louis	L, 2-3
5/7	Eastern Kentucky*	W, 5-1
5/7	Eastern Kentucky*	L, 0-8
5/8	Eastern Kentucky*	L, 2-9 (12)
<u>OVC Tournament</u>		
5/12	vs. SIU Edwardsville	W, 4-3 (8)
5/12	at Eastern Illinois	W, 4-0
5/13	vs. Jacksonville State	L, 0-4
5/14	at Eastern Illinois	W, 9-1
5/14	vs. Jacksonville State	W, 3-2
5/14	vs. Jacksonville State	L, 5-9



# Southeast Missouri State REDHAWKS

## 2012

Overall: 25-30

OVC: 13-16

Head Coach: Lana Richmond

2/9	at Jackson State	L, 1-11
2/10	vs. Grambling State	W, 15-8
2/10	vs. IUPUI	L, 0-5
2/11	vs. Grambling State	W, 21-3
2/11	at UL-Monroe	W, 8-4
2/12	vs. Northwestern State	W, 3-1
2/24	vs. Miami (Ohio)	L, 2-6
2/24	vs. Western Illinois	L, 4-12
2/25	vs. Northern Iowa	L, 1-2
2/25	vs. Missouri State	L, 1-4
2/26	at Memphis	L, 0-1
3/3	vs. Saint Louis	L, 4-5 (8)
3/3	vs. #13 Missouri	L, 0-9
3/4	at UMKC	L, 2-5 (8)
3/4	vs. Missouri State	L, 4-5
3/10	Morehead State*	W, 11-10
3/10	Morehead State*	L, 1-3
3/11	Morehead State*	W, 9-5
3/14	at Indiana State	W, 4-0
3/14	at Indiana State	W, 9-6
3/15	at Evansville	W, 6-1
3/15	at Evansville	L, 4-5
3/17	at Eastern Kentucky*	L, 2-3 (8)
3/17	at Eastern Kentucky*	W, 7-5 (8)
3/18	at Eastern Kentucky*	L, 2-4
3/21	at UT Martin*	L, 4-5 (9)
3/21	at UT Martin*	L, 1-2
3/25	SIU Edwardsville*	W, 9-8
3/25	SIU Edwardsville*	W, 4-1
3/29	UT Martin*	L, 2-3
3/31	at Tennessee Tech*	W, 6-2
3/31	at Tennessee Tech*	L, 1-6
4/1	at Tennessee Tech*	L, 2-3
4/4	Eastern Illinois*	L, 2-3
4/4	Eastern Illinois*	L, 3-5
4/6	Jacksonville State*	W, 3-1
4/6	Jacksonville State*	L, 8-9
4/7	Jacksonville State*	L, 1-2
4/11	Middle Tennessee	W, 8-2
4/11	Middle Tennessee	W, 10-3
4/14	at Austin Peay*	W, 5-4 (8)
4/14	at Austin Peay*	W, 7-3
4/15	at Austin Peay*	W, 6-2
4/18	at Eastern Illinois*	L, 0-2
4/21	Tennessee State*	W, 2-0
4/21	Tennessee State*	W, 12-4
4/22	Tennessee State*	W, 6-2
4/25	at Southern Illinois	L, 6-7
4/28	at Murray State*	L, 1-3
4/28	at Murray State*	L, 7-10
4/29	at Murray State*	L, 7-8
5/1	at Saint Louis	L, 0-1
5/1	at Saint Louis	W, 6-1
5/2	Belmont	W, 5-3
5/2	Belmont	W, 14-13 (10)

## 2013

Overall: 15-33

OVC: 6-18

Head Coach: Lana Richmond

2/7	at Jackson State	L, 0-1
2/8	vs. Miss. Valley State	W, 3-2
2/8	vs. Grambling State	W, 6-3
2/9	at UL Monroe	L, 1-5
2/9	vs. Northwestern State	L, 0-8
2/22	vs. Detroit	W, 10-7 (10)
2/23	vs. Samford	L, 1-2
2/23	vs. Nicholls	L, 7-8
2/24	vs. Mississippi State	L, 4-8
2/24	at Memphis	L, 1-2
3/7	Missouri State	W, 3-2
3/7	Missouri State	L, 1-2
3/9	vs. Bowling Green	L, 1-4
3/9	at Evansville	L, 0-8
3/10	vs. Bowling Green	W, 4-1
3/10	at Evansville	L, 2-9
3/13	Indiana State	W, 5-4
3/13	Indiana State	W, 9-4
3/16	at Murray State*	W, 9-3
3/16	at Murray State*	L, 1-8
3/20	Georgia Tech	L, 4-9
3/21	at Western Kentucky	L, 3-10
3/23	at Belmont*	L, 11-12
3/23	at Belmont*	W, 3-1
3/24	at Tennessee State*	W, 4-0
3/29	SIU Edwardsville*	L, 0-13
3/29	SIU Edwardsville*	L, 1-11
3/30	SIU Edwardsville*	L, 1-9
4/2	Evansville	L, 0-1
4/2	Evansville	W, 3-2
4/6	at Jacksonville State*	L, 2-4
4/6	at Jacksonville State*	L, 5-13
4/7	at Tennessee Tech*	L, 1-9
4/7	at Tennessee Tech*	L, 0-4
4/13	Eastern Illinois*	L, 1-5
4/13	Eastern Illinois*	W, 4-1
4/14	Eastern Illinois*	L, 1-10
4/20	Eastern Kentucky*	W, 12-11
4/20	Eastern Kentucky*	L, 4-6
4/21	Morehead State*	L, 6-7
4/21	Morehead State*	W, 5-4
4/25	Southern Illinois	W, 14-7
4/28	at Austin Peay*	L, 0-6
4/28	at Austin Peay*	L, 5-6
4/29	at Austin Peay*	L, 1-4
5/1	Saint Louis	L, 1-5
5/4	UT Martin*	L, 9-11
5/4	UT Martin*	L, 5-14

## 2014

Overall: 11-34

OVC: 3-20

Head Coach: Lana Richmond

2/14	vs. Houston Baptist	W, 9-7
2/14	at UL Monroe	L, 4-6
2/15	vs. Houston Baptist	L, 3-6
2/15	vs. Grambling State	W, 9-1
2/16	vs. Grambling State	W, 2-0
2/22	vs. Loyola	W, 13-3
2/23	vs. Ball State	L, 2-11
2/23	at Memphis	L, 1-6
3/1	Missouri State	L, 0-8
3/1	Saint Louis	L, 4-7
3/15	Missouri-St. Louis	W, 5-4
3/15	Missouri-St. Louis	L, 4-6
3/18	North Dakota State	L, 0-11
3/19	at Indiana State	L, 2-3
3/19	at Indiana State	L, 0-2
3/20	at Evansville	L, 5-6 (8)
3/20	at Evansville	L, 4-8
3/22	at Eastern Kentucky*	L, 1-5
3/22	at Eastern Kentucky*	W, 5-3
3/23	at Morehead State*	L, 6-7
3/23	at Morehead State*	L, 4-7
3/29	Austin Peay*	L, 1-4
3/29	Austin Peay*	W, 13-4
3/30	Austin Peay*	L, 2-6
4/5	Belmont*	L, 0-6
4/5	Belmont*	L, 5-14
4/6	Tennessee State*	L, 1-3
4/6	Tennessee State*	L, 3-4
4/12	at SIU Edwardsville*	L, 0-10
4/12	at SIU Edwardsville*	L, 2-9
4/13	at SIU Edwardsville*	L, 0-3
4/18	Jacksonville State*	L, 0-9
4/18	Jacksonville State*	L, 0-9
4/19	Tennessee Tech*	L, 0-3
4/19	Tennessee Tech*	L, 3-5
4/23	at Saint Louis	L, 0-8
4/23	at Saint Louis	W, 9-7
4/26	at UT Martin*	L, 1-6
4/26	at UT Martin*	L, 6-12
4/30	Missouri Baptist	W, 10-5
4/30	Missouri Baptist	W, 13-1
5/3	Murray State*	L, 4-5
5/3	Murray State*	L, 0-1
5/4	Murray State*	W, 5-3

## 2015

Overall: 19-27

OVC: 12-12

Head Coach: Mark Redburn

2/13	vs. Alabama State	L, 5-8
2/13	at UL Monroe	L, 3-11
2/14	vs. Alabama State	L, 7-12
2/14	vs. Grambling State	W, 11-7
2/15	vs. Grambling State	W, 10-8
2/27	at Southeastern La.	W, 10-8
2/27	vs. Saint Louis	L, 7-8
2/28	vs. UT Martin	L, 1-2 (8)
3/1	vs. Arkansas	L, 2-5
3/11	at Missouri	L, 1-2
3/11	at Missouri	L, 1-10
3/17	UT Martin*	W, 9-6
3/17	UT Martin*	L, 3-6 (8)
3/18	Indiana State	L, 4-9
3/18	Indiana State	L, 5-9 (8)
3/21	at Tennessee Tech*	L, 0-3
3/21	at Tennessee Tech*	W, 6-4
3/23	at Jacksonville State*	L, 4-10
3/23	at Jacksonville State*	L, 5-6
3/28	SIU Edwardsville*	L, 3-12
3/28	SIU Edwardsville*	L, 0-7
3/29	SIU Edwardsville*	L, 4-8
3/31	at Missouri State	W, 8-4
3/31	at Missouri State	L, 0-4
4/3	at Tennessee State*	W, 7-2
4/3	at Tennessee State*	W, 12-4
4/4	at Belmont*	W, 4-2
4/4	at Belmont*	W, 4-3
4/8	Southern Illinois	W, 4-3 (10)
4/11	at Murray State*	L, 3-4
4/11	at Murray State*	L, 5-6
4/12	at Murray State*	L, 1-2
4/18	Morehead State*	W, 1-0
4/18	Morehead State*	L, 1-3
4/22	Saint Louis	L, 3-6
4/22	Saint Louis	W, 5-4
4/25	Eastern Illinois*	W, 6-0
4/25	Eastern Illinois*	W, 9-4
4/26	Eastern Illinois*	L, 4-7
4/29	at Arkansas	L, 5-13
4/29	at Arkansas	W, 4-3 (8)
5/2	at Austin Peay*	W, 8-1
5/2	at Austin Peay*	W, 6-5
5/3	at Austin Peay*	W, 11-10
<u>OVC Tournament</u>		
5/6	vs. Jacksonville State	L, 0-21
5/7	vs. Eastern Illinois	L, 9-10 (12)



**THIS IS SOUTHEAST**

---





# BRING YOUR BIG IDEAS.

**And make  
them count.**

Your big ideas will be in good company here. Whatever you choose to study, chances are the program is at the head of its class. And if you're at the head of yours, you can join our honors program and elevate your learning experience even further.



**SOUTHEAST MISSOURI**  
STATE UNIVERSITY • 1873



**SOUTHEAST BOASTS 20+ NATIONALLY  
AND INTERNATIONALLY ACCREDITED  
PROGRAMS, INCLUDING:**

- / ATHLETIC TRAINING
- / BUSINESS
- / CHEMISTRY
- / COMPUTER SCIENCE
- / DIETETICS
- / EDUCATION
- / ENGINEERING PHYSICS
- / INTERIOR DESIGN
- / MASS COMMUNICATION
- / MUSIC
- / NURSING
- / SOCIAL WORK
- / THEATRE



**GETTING INTO MEDICAL  
SCHOOL ISN'T EASY —  
WE JUST MAKE IT LOOK  
THAT WAY. SOUTHEAST'S  
PRE-MED STUDENTS ARE  
ACCEPTED TO**

**medical  
school well  
above the  
national  
average.**



Like our students, Southeast faculty members come from around the country, hailing from leading institutions such as:

- / Boston Conservatory of Music
- / Carnegie Mellon University
- / Harvard University
- / Pennsylvania State University
- / Purdue University
- / Texas A&M University
- / Tulane University
- / University of Florida
- / University of Michigan
- / Vanderbilt University
- / Yale University



**COME HERE  
AS A STUDENT.**

**And go  
anywhere  
as a  
teacher.**

Southeast education graduates work as faculty members in school districts across the nation, and in more than 35 countries around the world.

**1:21**  
faculty-  
student  
ratio

**Full-time  
faculty**

lead most classes, not  
teaching assistants —  
starting with freshman year.


**THE DONALD L. HARRISON  
COLLEGE OF BUSINESS  
CONSISTENTLY MAKES THE  
PRINCETON REVIEW'S LIST OF  
top business  
schools.**





# ROLL UP YOUR SLEEVES AND GET DOWN TO BUSINESS.

Or education, public policy, communications or journalism — whatever your major, expect to learn a lot in class and even more in practice. And here, that practice happens on the latest technology and in real-world settings. You'll experiment and collaborate in just about all of your coursework. And you'll put new knowledge into action right from the start.



**YOUR NEXT BIG IDEA** could happen anywhere. But you'll give it legs and watch it run at **Catapult Creative House**, our student-run idea incubator and launchpad for innovation. Get to work in our creative labs, 3D modeling and printing gallery, and impact studio. It's where you'll turn your concepts into prototypes, your prototypes into products, and your products into sales.

**THE BEST PLACE TO LEARN ABOUT U.S. POLICY** is where it's actually being shaped. So you'll go to the **Center for Strategic and International Studies (CSIS) in Washington, D.C.**, for part of our University Studies course. For four exhilarating days, you'll work directly with researchers and consultants who advise national leaders. And if you're really on top of your game, you may end up influencing the strategies you've come to study.

## INTERNSHIPS

# RÉSUMÉS ARE BUILT—NOT WRITTEN.

The workforce is just that: a force. And it's one you'll meet head on at Southeast Missouri State. We'll help you find internships (that's plural on purpose) and coach you through any challenges or questions that come your way.





## SET OUT AND JOIN IN.

Earn your wings early. Chew your way into campus history. Share your musical gift. Meet your new brothers or sisters. Whatever you do — whether it's joining a club or carrying on a tradition — just know that you won't do it alone (except the chewing part).

# 21

### SOCIAL FRATERNITIES AND SORORITIES

Representing the IFC, Panhellenic and NPHC Councils. Many of them call Greek Hill home. And in Fall 2016, a new Greek Village will open on campus, providing an expanded Greek community where thousands of students will make new memories of brotherhood and sisterhood.



## 180+ student groups

With organizations on campus from A (Adult Recess improv group) to Z (Zeta Phi Beta Sorority), there's something to meet every professional, social, recreational or religious interest. And if you can't find what you're looking for, form your own group.

### We honor our heritage by sticking to our traditions.

Some of them, quite literally. For years, students have been making the trek up **Cardiac Hill** (a tradition in its own right) to add their chewing gum to our infamous **Gum Tree**.





# MAKE ART THAT INSPIRES.

And do it on  
a campus  
that's equally  
inspiring.



## Dobbins River Campus Center

Inside this living-learning center, you can make a masterpiece, make dinner and make your bed without ever leaving the **River Campus**.

In addition to a residence hall, dining facilities and contemporary classrooms, the **Cultural Arts Center** offers professional-level theatres, costume and scene shops, music rehearsal and gallery space, and dance and art studios — each equipped to inspire ovation-worthy works of art.



Built  
our R  
Misso  
arts. I  
in the  
**Perfo**  
Come  
the la  
breat







on the banks of the Mississippi,  
iver Campus is the only one in  
ouri dedicated entirely to the  
But you don't have to be a student  
e Holland School of Visual and  
rming Arts to appreciate it.  
e catch a performance. Explore  
test exhibits. Or just enjoy the  
htaking river views.

Five venues for exhibiting your talent — including theatres, a recital hall and galleries — set the stage for

**more than  
a hundred  
different  
events  
each year.**

Among our student-produced musical performances, you'll hear everything from the classics to the contemporary — including Brahms' *Double Concerto in A Minor* and Andrew Lipka's *The Addams Family*.



**Southeast makes it  
affordable to do what  
you dream of doing,  
and we're recognized  
as one of the country's  
institutions with  
the least indebted  
students.**

**LEARN MORE**

about our \$17 million in  
annual scholarships at  
[semo.edu/scholarships](http://semo.edu/scholarships).

**SEE FOR YOURSELF  
WHAT YOU'LL DO HERE**

Call us at (573) 651-2590  
or schedule a visit at  
[semo.edu/visit](http://semo.edu/visit).

**OFFICE OF ADMISSIONS**

One University Plaza, MS 3550  
Academic Hall 100D  
Cape Girardeau, Missouri 63701

**573.651.2590**

[admissions@semo.edu](mailto:admissions@semo.edu)

**APPLY**

We can't wait to see what you do.  
But first, you'll need to get in.  
[semo.edu/apply](http://semo.edu/apply)



# Southeast Missouri State **REDHAWKS**




**Brady Barke**  
Interim  
Director of Athletics



**Cindy Gannon**  
Senior Associate Director  
of Athletics/SWA



**Rachel Blunt**  
Assistant Director of  
Athletics/Compliance



**Nate Saverino**  
Assistant Director of  
Athletics/External Affairs



**Sara Cummings**  
Senior Administrative  
Assistant




**Sharon Burgard**  
Academic Services  
Coordinator




**Elizabeth Brucker**  
Director of Business  
Operations




**Barb Kinsey**  
Administrative Assistant  
Development



**Kent Phillips**  
Coordinator of Facilities &  
Event Management




**Jeff Honza**  
Sports Information  
Director



**Phillip Lady**  
Coordinator of Marketing  
& Promotions




**Alan Savage**  
Ticket Manager & Student  
Accountant




**Marcia Hendrix**  
Assistant Ticket Manager/  
Insurance




**Jacob Owen**  
Assistant Director of  
Compliance



**Sean Stevenson**  
Assistant Sports  
Information Director



**Beth Easter**  
Faculty Athletics  
Representative




**Alex Washam**  
Facilities & Event  
Management Assistant




**Ryan Johnson**  
Strength & Conditioning  
Coach



**Amanda Martin**  
Co-Head Athletic Trainer



**Ben Fox**  
Co-Head Athletic Trainer



**Ashley Angerer**  
Assistant Athletic Trainer




**Steve Bieser**  
Head Baseball Coach



**Rick Ray**  
Head Men's  
Basketball Coach



**Rekha Patterson**  
Head Women's  
Basketball Coach



**Tom Matukewicz**  
Head Football  
Coach



## ATHLETICS STAFF



**Kristi Ewasko**  
Head Women's  
Gymnastics Coach



**Mark Redburn**  
Head Softball Coach



**Heather Nelson**  
Head Women's  
Soccer Coach




**Mary Beth Gunn**  
Head Women's  
Tennis Coach



**Eric Crumpecker**  
Head Track & Field Coach




**Ryan Lane**  
Head Cross Country  
Coach



**Julie Yankus**  
Head Volleyball Coach




**Kodie Edmonds**  
Cheerleading Coach




**Tatianna Parham**  
Sundancers Coach



**Lance Rhodes**  
Assistant Baseball  
Coach



**Chanté Crutchfield**  
Assistant Women's  
Basketball Coach



**Jauwan Scaife**  
Assistant Women's  
Basketball Coach




**Adam Gordon**  
Assistant Men's  
Basketball Coach




**Chris Moore**  
Assistant Men's  
Basketball Coach



**Benjy Taylor**  
Assistant Men's  
Basketball Coach




**Nick Lagroone**  
Men's Basketball  
Operations




**David Potter**  
Men's Basketball  
Graduate Manager



**Brooke Sander**  
Women's Basketball  
Operations



**Bryce Saia**  
Assistant Football  
Coach



**Jon Wiemers**  
Assistant Football  
Coach




**Matt Martin**  
Assistant Football  
Coach




**Eric Burrow**  
Assistant Football  
Coach



**Ricky Coon**  
Assistant Football  
Coach



**Salim Powell**  
Assistant Football  
Coach




**Ben Blake**  
Assistant Football  
Coach



# Southeast Missouri State **REDHAWKS**




**Joe Uhls**  
Assistant Football  
Coach




**Tyler French**  
Assistant Football  
Coach




**Jared Diekmann**  
Football Offensive  
Assistant




**Johnathon Hankinson**  
Equipment  
Manager



**Josh Bonadona**  
Football Video  
Coordinator



**Chris Bogantes**  
Assistant Women's  
Gymnastics Coach



**Candace Blackerby**  
Assistant Women's  
Gymnastics Coach




**Erin Brady**  
Gymnastics  
Operations




**Paul Nelson**  
Associate Head Women's  
Soccer Coach




**Adam Kleman**  
Assistant Women's Soccer  
Coach




**Matt Borgschulte**  
Assistant Baseball  
Coach




**Cherish Wallace**  
Graduate Assistant  
Women's Basketball



**Matt Koelling**  
Assistant Track & Field  
Coach




**Miles Smith**  
Assistant Track & Field  
Coach




**Nikki Buchholz**  
Assistant Volleyball Coach




**Michael Runde**  
Assistant Volleyball Coach



**Alex Lais**  
Graduate Assistant  
Marketing & Promotions




**Kevin Scanlon**  
Sports Information  
Assistant



**Danny Chesnut**  
Sports Information  
Assistant



## **Southeast Missouri State University Board of Regents**




**Jay B. Knudtson**  
President



**Kendra Neely-Martin**  
Vice President



**Donald G. LaFerla**




**Thomas M. Meyer**



**Phillip M. Britt**



**Edward P. Gargas**



**Austin Cordell**  
Student  
Representative



**DO  
YOU  
HAVE  
THE  
WILL  
TO**

**make a  
medical  
discovery?**



**SOUTHEAST MISSOURI  
STATE UNIVERSITY · 1873**

# 2016 SCHEDULE

Date	Opponent	Time
February 12	vs. Louisiana Tech !	3 p.m.
February 13	vs. Louisiana Lafayette !	Noon
February 13	vs. Houston Baptist !	6 p.m.
February 14	vs. Central Arkansas !	9 a.m.
February 14	vs. South Alabama !	Noon
February 26	vs. Western Carolina \$	11:45 a.m.
February 26	vs. Ball State \$	4:15 p.m.
February 27	vs. Valparaiso \$	4:15 p.m.
February 28	at Western Kentucky \$	11:45 a.m.
March 5	vs. Missouri State ^	11 a.m.
March 5	vs. Northern Illinois ^	3 p.m.
March 6	vs. UMKC ^	11 a.m.
March 6	at Saint Louis ^	3 p.m.
March 12	Bradley #	1 p.m.
March 12	Eastern Illinois #	3 p.m.
March 13	Bradley #	2 p.m.
March 15	at Jackson State (DH)	Noon
March 16	at Southeastern Louisiana (DH)	3 p.m.
March 19	Murray State* (DH)	1 p.m.
March 20	Murray State*	1 p.m.
March 22	at Southern Illinois	4 p.m.
March 25	Belmont* (DH)	1 p.m.
March 26	Tennessee State* (DH)	1 p.m.
April 2	at SIU Edwardsville* (DH)	1 p.m.
April 3	at SIU Edwardsville*	1 p.m.
April 6	Arkansas (DH)	2:30 p.m.
April 9	Jacksonville State* (DH)	1 p.m.
April 10	Tennessee Tech* (DH)	1 p.m.
April 13	at Saint Louis (DH)	4 p.m.
April 16	at UT Martin* (DH)	1 p.m.
April 17	at UT Martin*	1 p.m.
April 23	at Eastern Kentucky* (DH)	Noon
April 24	at Morehead State* (DH)	11 a.m.
April 27	Missouri (DH)	3 p.m.
April 30	Austin Peay* (DH)	1 p.m.
May 1	Austin Peay*	1 p.m.
May 7	at Eastern Illinois* (DH)	1 p.m.
May 8	at Eastern Illinois*	Noon
May 11-14	OVC Tournament	TBA

All Times Central and Subject to Change

Home Games in **Red**

\* Ohio Valley Conference Game

! - Sand Dollar Classic (Gulf Shores, Ala.)

\$ - Western Kentucky Tournament (Bowling Green, Ky.)

^ - All-Missouri Cancer Classic (St. Louis, Mo.)

# - Southeast Games (Cape Girardeau, Mo.)

**GOSOUTHEAST.COM**

